



# DENVER BRONCOS WEEKLY RELEASE

3 World Championships • 8 Super Bowls • 10 AFC Title Games  
15 AFC West Titles • 22 Playoff Berths • 29 Winning Seasons

## Denver Broncos Football Media Relations Staff:

Patrick Smyth, Exec. V.P. of Public & Community Relations

Erich Schubert, Director of Media Relations

Seth Medvin, Strategic Communications Manager



**REGULAR SEASON**  
**WEEK**  
**#16**



**Denver Broncos (6-8)**

**at**

**Oakland Raiders (3-11)**

Monday, Dec. 24, 2018 • 5:15 p.m. PST

Oakland-Alameda County Coliseum (53,286) • Oakland, Calif.

## ON THE AIRWAVES:

### TELEVISION (ESPN)

Play-by-Play: **Joe Tessitore** Booth Analyst: **Jason Witten**

Sideline Analyst: **Booger McFarland** Sideline: **Lisa Salters**

### NATIONAL RADIO (Westwood One)

Play-by-Play: **Kevin Kugler** Analyst: **James Lofton** Sideline: **Scott Kaplan**

LOCAL ENGLISH RADIO (KOA - 850 AM/94.1 FM & The Fox - 103.5 FM)

Play-by-Play: **Dave Logan** Analyst: **Rick Lewis** Sideline: **Tyler Polumbus**

LOCAL SPANISH RADIO (KNRV - 1150 AM)

Play-by-Play: **Carlos Valdez** Analyst: **Salvador Hernandez**

## BRONCOS SET FOR CHRISTMAS EVE MATCH UP WITH RAIDERS



The Denver Broncos (6-8) will close out their season series with the Oakland Raiders (3-11) in a Christmas Eve match up on Monday Night Football.

Kickoff at Oakland-Alameda County Coliseum is set for 5:15 p.m. PST.

## 2018 DENVER BRONCOS SCHEDULE/RESULTS

### PRESEASON

Wk.	Day	Date	Opponent	Site	Result	Rec.
1	Sat.	Aug. 11	MINNESOTA	Broncos Stadium at Mile High	L, 42-28	0-1
2	Sat.	Aug. 18	CHICAGO	Broncos Stadium at Mile High	L, 24-23	0-2
3	Fri.	Aug. 24	at Washington	FedExField	W, 29-17	1-2
4	Thu.	Aug. 30	at Arizona	State Farm Stadium	W, 21-10	2-2

### REGULAR SEASON

Wk.	Day	Date	Opponent	Site	Time/Result	TV/Rec.
1	Sun.	Sept. 9	SEATTLE	Broncos Stadium at Mile High	W, 27-24	1-0
2	Sun.	Sept. 16	OAKLAND	Broncos Stadium at Mile High	W, 20-19	2-0
3	Sun.	Sept. 23	at Baltimore	M&T Bank Stadium	L, 27-14	2-1
4	Mon.	Oct. 1	KANSAS CITY	Broncos Stadium at Mile High	L, 27-23	2-2
5	Sun.	Oct. 7	at N.Y. Jets	MetLife Stadium	L, 34-16	2-3
6	Sun.	Oct. 14	L.A. RAMS	Broncos Stadium at Mile High	L, 23-20	2-4
7	Thu.	Oct. 18	at Arizona	State Farm Stadium	W, 45-10	3-4
8	Sun.	Oct. 28	at Kansas City	Arrowhead Stadium	L, 30-23	3-5
9	Sun.	Nov. 4	HOUSTON	Broncos Stadium at Mile High	L, 19-17	3-6
10	Sun.	Nov. 11	BYE			
11	Sun.	Nov. 18	at L.A. Chargers	ROKIT Field at StubHub Center	W, 23-22	4-6
12	Sun.	Nov. 25	PITTSBURGH	Broncos Stadium at Mile High	W, 24-17	5-6
13	Sun.	Dec. 2	at Cincinnati	Paul Brown Stadium	W, 24-10	6-6
14	Sun.	Dec. 9	at San Francisco	Levi's Stadium	L, 20-14	6-7
15	Sat.	Dec. 15	CLEVELAND	Broncos Stadium at Mile High	L, 17-16	6-8
16	Mon.	Dec. 24	at Oakland	Oakland-Alameda County Coliseum	5:15 p.m. PST	ESPN
17	Sun.	Dec. 30	L.A. CHARGERS	Broncos Stadium at Mile High	2:25 p.m. MST	CBS*

\* - All NFL games scheduled Sundays from Weeks 5-17 are eligible to be moved due to the league's flexible scheduling format

## QUICK HITS

Denver is 52-62-2 (.457) all-time in the regular-season against the Raiders, including 25-33 (.431) on the road. [See Page 4](#)

The Broncos will play on Christmas Eve for the 11th time in team history and have a 4-6 record in their previous 10 such games. [See Page 6](#)

This week will represent Denver's 73rd all-time appearance on *Monday Night Football*—the fourth most all-time. [See Page 6](#)

Broncos Owner **Pat Bowlen** in August was named a finalist for the Pro Football Hall of Fame Class of 2019 as a contributor nominee. [See Page 6](#)

Denver has the fifth-best win percentage (.599) in all of professional sports during **Pat Bowlen's** tenure (1984-present) with his 354 overall wins representing the fourth-most in history among modern-day owners. [See Page 6](#)

**Pat Bowlen** has served a combined 91 seasons on 15 different NFL committees during his ownership with only Pro Football Hall of Fame owners Dan Rooney (18) and Lamar Hunt (16) serving on more. [See Page 8](#)

Since President of Football Operations/GM **John Elway** was hired in 2011, the Broncos rank among the NFL leaders in total wins (84), regular-season wins (78), division titles (5), Super Bowl appearances (2) and World Championships (1) during that span. [See Page 9](#)

During **Elway's** seven seasons as an executive (2011-pres.), he has signed or extended the contracts of 16 players who have combined for 34 Pro Bowl selections with the Broncos. [See Page 10](#)

Seven different rookies have combined for 46 starts for the Broncos this season—the fourth most starts by a rookie class in franchise history. [See Page 12](#)

Denver's top offensive rookie trio—running backs **Phillip Lindsay** and **Royce Freeman**, along with wide receiver **Courtland Sutton**—have combined for 2,303 yards from scrimmage in 2018 with that total representing the fourth-most yards by a rookie trio through 14 games since the 1970 NFL merger. [See Page 12](#)

Rookie running back **Phillip Lindsay** is the only NFL player through 15 weeks to rank in the Top 5 in rushing yards (991 - 5th), rushing average (5.5 - 2nd) and rushing touchdowns (9 - T-5th). [See Page 12](#)

Linebacker **Von Miller** has totaled a franchise-record 98 career sacks and is riding a career-long nine-game sack streak. [See Pages 16-17](#)

The Broncos lead the NFL with four blocked kicks this season. [See Page 19](#)



## BRONCOS/RAIDERS TEAM COMPARISON



6-8

NFL Top 10  
NFL Bottom 10



3-11

### GENERAL

+9 (T-4th)	Turnover Margin (Rk)	-6 (T-23rd)
28:42 (27th)	Time of Possession Avg. (Rk)	30:32 (11th)

### OFFENSE

352.3 (18th)	Net Yards Per Game (Rk)	343.9 (23rd)
5.6 (16th)	Yards Per Play (Rk)	5.5 (20th)
21.9 (21st)	Points Per Game (Rk)	18.6 (29th)
123.2 (11th)	Net Rushing YPG (Rk)	99.1 (26th)
229.1 (19th)	Net Passing YPG (Rk)	244.8 (14th)
12 (T-17th)	Had Intercepted (Rk)	8 (T-5th)
3 (1st)	Fumbles Lost (Rk)	12 (31st)
15 (T-6th)	Giveaways (Rk)	20 (T-21st)
32 (13th)	Sacks Allowed (Rk)	48 (30th)
32.9% (28th)	Third Down Pct. (Rk)	36.8% (23rd)
57.5% (18th)	Red Zone Pct. (Rk)	53.7% (22nd)

### DEFENSE

378.1 (25th)	Net Yards Per Game (Rk)	385.2 (26th)
5.8 (21st)	Yards Per Play (Rk)	6.3 (32nd)
21.4 (10th)	Points Per Game (Rk)	29.9 (32nd)
120.2 (20th)	Net Rushing YPG (Rk)	146.4 (32nd)
257.9 (25th)	Net Passing YPG (Rk)	238.8 (16th)
15 (T-5th)	Interceptions (Rk)	11 (T-17th)
9 (T-9th)	Fumble Recoveries (Rk)	3 (T-29th)
24 (T-6th)	Takeaways (Rk)	14 (T-24th)
42 (5th)	Sacks (Rk)	12 (32nd)
38.0% (17th)	Third Down Pct. (Rk)	46.1% (30th)
56.4% (13th)	Red Zone Pct. (Rk)	57.9% (15th)

### SPECIAL TEAMS

44.2 (25th)	Gross Punting Avg. (Rk)	42.9 (32nd)
40.6 (20th)	Net Punting Avg. (Rk)	39.0 (31st)
4.6 (32nd)	Punt Return Avg. (Rk)	8.0 (16th)
8.2 (18th)	Punt Return Avg. Against (Rk)	8.8 (30th)
19.5 (29th)	Kickoff Return Avg. (Rk)	21.9 (17th)
20.6 (4th)	Kickoff Return Avg. Against (Rk)	23.6 (22nd)
82.6% (T-20th)	Field Goal Pct. (Rk)	82.8% (19th)

### PENALTIES

103 (T-26th)	Penalties Committed	100 (20th)
111 (3rd)	Opponent Penalties Committed	102 (9th)

## BRONCOS/RAIDERS INDIVIDUAL COMPARISON

### BRONCOS

### RAIDERS

### PASSING YARDS

Keenum . . . . .	3,396	Carr . . . . .	3,697
------------------	-------	----------------	-------

### RUSHING YARDS

Lindsay . . . . .	991	Martin . . . . .	516
Freeman . . . . .	440	Lynch* . . . . .	376
Booker . . . . .	148	Richard . . . . .	247

### RECEIVING YARDS

Sanders* . . . . .	868	Cook . . . . .	848
Sutton . . . . .	614	J. Nelson . . . . .	586
De. Thomas* . . . . .	402	Richard . . . . .	550

### POINTS SCORED

McManus . . . . .	90	Carlson . . . . .	54
Lindsay . . . . .	60	Cook . . . . .	36
Two Players . . . . .	30	Nugent* . . . . .	22

### INTERCEPTIONS

Harris Jr. . . . .	3	Three Players . . . . .	2
Simmons . . . . .	3	Five Players . . . . .	1
Stewart . . . . .	2		

### SACKS

Miller . . . . .	14.5	Hurst . . . . .	4.0
Chubb . . . . .	12.0	Irvin* . . . . .	3.0
Barrett . . . . .	3.0	McDonald . . . . .	2.0

### DEFENSIVE TACKLES (PRESS BOX TOTALS)

Davis . . . . .	103	Whitehead . . . . .	108
Simmons . . . . .	91	Lee . . . . .	55
Stewart . . . . .	53	Gilchrist . . . . .	48
Chubb . . . . .	51	Melvin . . . . .	40
Harris Jr. . . . .	49	Joseph . . . . .	36

### KICKOFF RETURNS (AVG.)

Lindsay . . . . .	7 (23.3)	D. Harris . . . . .	24 (21.9)
Booker . . . . .	5 (23.6)		

### PUNT RETURNS (AVG.)

Cracraft . . . . .	10 (3.7)	D. Harris . . . . .	18 (9.7)
A. Jones* . . . . .	10 (2.5)	J. Nelson . . . . .	2 (3.5)

### FIELD GOALS (PCT.)

McManus . . . . .	19/23 (.826)	Carlson . . . . .	13/14 (.929)
-------------------	--------------	-------------------	--------------

### PUNTS (GROSS/NET AVG.)

Wadman . . . . .	53 (44.3/39.8)	Townsend . . . . .	.61 (42.9/37.7)
King* . . . . .	20 (44.1/39.7)		

\*no longer on active roster



## BRONCOS/RAIDERS ALL-TIME RESULTS

Season (Date)	W/L	Result	Site
<b>1960 (10/2)</b>	<b>W</b>	<b>@Denver 31, Oakland 14</b>	<b>Bears Stadium</b>
1960 (12/17)	L	@Oakland 48, Denver 10	Candlestick Park
1961 (10/1)	L	@Oakland 33, Denver 19	Candlestick Park
<b>1961 (10/15)</b>	<b>W</b>	<b>@Denver 27, Oakland 24</b>	<b>Bears Stadium</b>
<b>1962 (10/5)</b>	<b>W</b>	<b>@Denver 44, Oakland 7</b>	<b>Bears Stadium</b>
<b>1962 (10/14)</b>	<b>W</b>	<b>Denver 23, @Oakland 6</b>	<b>Frank Youell Field</b>
1963 (11/28)	L	Oakland 26, @Denver 10	Bears Stadium
1963 (12/15)	L	@Oakland 35, Denver 31	Frank Youell Field
1964 (10/25)	L	@Oakland 40, Denver 7	Frank Youell Field
1964 (11/29)	T	@Denver 20, Oakland 20	Bears Stadium
1965 (11/21)	L	Oakland 28, @Denver 20	Bears Stadium
1965 (12/5)	L	@Oakland 24, Denver 13	Frank Youell Stadium
1966 (11/20)	L	Oakland 17, @Denver 3	Bears Stadium
1966 (12/11)	L	@Oakland 28, Denver 10	Oakland-Alameda County Coliseum
1967 (9/10)	L	@Oakland 51, Denver 0	Oakland-Alameda County Coliseum
1967 (11/5)	L	Oakland 21, @Denver 17	Bears Stadium
1968 (11/10)	L	Oakland 43, @Denver 7	Bears Stadium
1968 (12/8)	L	@Oakland 33, Denver 27	Oakland-Alameda County Coliseum
1969 (10/12)	L	Oakland 24, @Denver 14	Mile High Stadium
1969 (11/9)	L	@Oakland 41, Denver 10	Oakland-Alameda County Coliseum
1970 (10/11)	L	@Oakland 35, Denver 23	Oakland-Alameda County Coliseum
1970 (11/15)	L	Oakland 24, @Denver 19	Mile High Stadium
1971 (10/10)	L	Oakland 27, @Denver 16	Mile High Stadium
1971 (12/19)	L	@Oakland 21, Denver 13	Oakland-Alameda County Coliseum
<b>1972 (10/22)</b>	<b>W</b>	<b>Denver 30, @Oakland 23</b>	<b>Oakland-Alameda County Coliseum</b>
1972 (11/19)	L	Oakland 37, @Denver 20	Mile High Stadium
1973 (10/22)	T	@Denver 23, Oakland 23	Mile High Stadium
1973 (12/16)	L	@Oakland 21, Denver 17	Oakland-Alameda County Coliseum
1974 (11/3)	L	Oakland 28, @Denver 17	Mile High Stadium
<b>1974 (11/24)</b>	<b>W</b>	<b>Denver 20, @Oakland 17</b>	<b>Oakland-Alameda County Coliseum</b>
1975 (11/2)	L	Oakland 42, @Denver 17	Mile High Stadium
1975 (12/8)	L	@Oakland 17, Denver 10	Oakland-Alameda County Coliseum
1976 (10/17)	L	Oakland 17, @Denver 10	Mile High Stadium
1976 (10/31)	L	@Oakland 19, Denver 6	Oakland-Alameda County Coliseum
<b>1977 (10/16)</b>	<b>W</b>	<b>Denver 30, @Oakland 7</b>	<b>Oakland-Alameda County Coliseum</b>
1977 (10/30)	L	Oakland 24, @Denver 14	Mile High Stadium
<b>1977 (1/1)</b>	<b>W</b>	<b>@Denver 20, Oakland 17*</b>	<b>Mile High Stadium</b>
<b>1978 (9/3)</b>	<b>W</b>	<b>@Denver 14, Oakland 6</b>	<b>Mile High Stadium</b>
<b>1978 (12/3)</b>	<b>W</b>	<b>Denver 21, @Oakland 6</b>	<b>Oakland-Alameda County Coliseum</b>
1979 (9/30)	L	@Oakland 27, Denver 3	Oakland-Alameda County Coliseum
1979 (11/25)	L	Oakland 14, @Denver 10	Mile High Stadium
1980 (12/1)	L	@Oakland 9, Denver 3	Oakland-Alameda County Coliseum
1980 (12/14)	L	Oakland 24, @Denver 21	Mile High Stadium
<b>1981 (9/6)</b>	<b>W</b>	<b>@Denver 9, Oakland 7</b>	<b>Mile High Stadium</b>
<b>1981 (10/4)</b>	<b>W</b>	<b>Denver 17, @Oakland 0</b>	<b>Oakland-Alameda County Coliseum</b>
1982 (12/26)	L	@Los Angeles 27, Denver 10	L.A. Coliseum
1983 (9/25)	L	Los Angeles 22, @Denver 7	Mile High Stadium
1983 (11/13)	L	@Los Angeles 22, Denver 20	L.A. Coliseum
<b>1984 (9/30)</b>	<b>W</b>	<b>@Denver 16, Los Angeles 13</b>	<b>Mile High Stadium</b>
<b>1984 (10/28)</b>	<b>W</b>	<b>Denver 22, @Los Angeles 19 (OT)</b>	<b>L.A. Coliseum</b>
1985 (11/24)	L	@Los Angeles 31, Denver 28 (OT)	L.A. Coliseum
1985 (12/8)	L	Los Angeles 17, @Denver 14 (OT)	Mile High Stadium
<b>1986 (9/7)</b>	<b>W</b>	<b>@Denver 38, Los Angeles 36</b>	<b>Mile High Stadium</b>
<b>1986 (11/2)</b>	<b>W</b>	<b>Denver 21, @Los Angeles 10</b>	<b>L.A. Coliseum</b>
<b>1987 (10/12)</b>	<b>W</b>	<b>@Denver 30, Los Angeles 14</b>	<b>Mile High Stadium</b>
<b>1987 (11/22)</b>	<b>W</b>	<b>Denver 23, @Los Angeles 17</b>	<b>L.A. Coliseum</b>
1988 (9/26)	L	Los Angeles 30, @Denver 27 (OT)	Mile High Stadium
1988 (12/4)	L	@Los Angeles 21, Denver 20	L.A. Coliseum

<b>1989 (9/24)</b>	<b>W</b>	<b>@Denver 31, Los Angeles 21</b>	<b>Mile High Stadium</b>
1989 (12/3)	L	@Los Angeles 16, Denver 13 (OT)	L.A. Coliseum
1990 (9/9)	L	@Los Angeles 14, Denver 9	L.A. Coliseum
1990 (12/2)	L	Los Angeles 23, @Denver 20	Mile High Stadium
1991 (9/8)	L	@Los Angeles 16, Denver 13	L.A. Coliseum
1991 (11/10)	L	Los Angeles 17, @Denver 16	Mile High Stadium
<b>1992 (9/6)</b>	<b>W</b>	<b>@Denver 17, Los Angeles 13</b>	<b>Mile High Stadium</b>
1992 (11/22)	L	@Los Angeles 24, Denver 0	L.A. Coliseum
1993 (10/18)	L	Los Angeles 23, @Denver 20	Mile High Stadium
1993 (1/2)	L	@Los Angeles 33, Denver 30 (OT)	L.A. Coliseum
1993 (1/9)	L	@Los Angeles 42, Denver 24**	L.A. Coliseum
1994 (9/18)	L	Los Angeles 48, @Denver 16	Mile High Stadium
1994 (12/11)	L	@Los Angeles 23, Denver 13	L.A. Coliseum
<b>1995 (10/16)</b>	<b>W</b>	<b>@Denver 27, Oakland 0</b>	<b>Mile High Stadium</b>
<b>1995 (12/24)</b>	<b>W</b>	<b>Denver 31, @Oakland 28</b>	<b>Oakland-Alameda County Coliseum</b>
<b>1996 (11/4)</b>	<b>W</b>	<b>Denver 22, @Oakland 21</b>	<b>Oakland-Alameda County Coliseum</b>
<b>1996 (12/15)</b>	<b>W</b>	<b>@Denver 24, Oakland 19</b>	<b>Mile High Stadium</b>
1997 (10/19)	L	@Oakland 28, Denver 25	Oakland-Alameda County Coliseum
<b>1997 (11/24)</b>	<b>W</b>	<b>@Denver 31, Oakland 3</b>	<b>Mile High Stadium</b>
<b>1998 (9/20)</b>	<b>W</b>	<b>Denver 34, @Oakland 17</b>	<b>Oakland-Alameda County Coliseum</b>
<b>1998 (11/22)</b>	<b>W</b>	<b>@Denver 40, Oakland 14</b>	<b>Mile High Stadium</b>
<b>1999 (10/10)</b>	<b>W</b>	<b>Denver 16, @Oakland 13</b>	<b>Network Associates Coliseum</b>
<b>1999 (11/22)</b>	<b>W</b>	<b>@Denver 27, Oakland 21 (OT)</b>	<b>Mile High Stadium</b>
<b>2000 (9/17)</b>	<b>W</b>	<b>Denver 33, @Oakland 24</b>	<b>Network Associates Coliseum</b>
<b>2000 (11/13)</b>	<b>W</b>	<b>@Denver 27, Oakland 24</b>	<b>Mile High Stadium</b>
2001 (11/5)	L	@Oakland 38, Denver 28	Network Associates Coliseum
<b>2001 (12/30)</b>	<b>W</b>	<b>@Denver 23, Oakland 17</b>	<b>INVESCO Field at Mile High</b>
2002 (11/11)	L	Oakland 34, @Denver 10	INVESCO Field at Mile High
2002 (12/22)	L	@Oakland 28, Denver 16	Network Associates Coliseum
<b>2003 (9/22)</b>	<b>W</b>	<b>@Denver 31, Oakland 10</b>	<b>INVESCO Field at Mile High</b>
<b>2003 (11/30)</b>	<b>W</b>	<b>Denver 22, @Oakland 8</b>	<b>Network Associates Coliseum</b>
<b>2004 (10/17)</b>	<b>W</b>	<b>Denver 31, @Oakland 3</b>	<b>Network Associates Coliseum</b>
2004 (11/28)	L	Oakland 25, @Denver 24	INVESCO Field at Mile High
<b>2005 (11/13)</b>	<b>W</b>	<b>Denver 31, @Oakland 17</b>	<b>McAfee Coliseum</b>
<b>2005 (12/24)</b>	<b>W</b>	<b>@Denver 22, Oakland 3</b>	<b>INVESCO Field at Mile High</b>
<b>2006 (10/15)</b>	<b>W</b>	<b>@Denver 13, Oakland 3</b>	<b>INVESCO Field at Mile High</b>
<b>2006 (11/12)</b>	<b>W</b>	<b>Denver 17, @Oakland 13</b>	<b>McAfee Coliseum</b>
<b>2007 (9/16)</b>	<b>W</b>	<b>@Denver 23, Oakland 20 (OT)</b>	<b>INVESCO Field at Mile High</b>
2007 (12/2)	L	@Oakland 34, Denver 20	McAfee Coliseum
<b>2008 (9/8)</b>	<b>W</b>	<b>Denver 41, @Oakland 14</b>	<b>McAfee Coliseum</b>
2008 (11/23)	L	Oakland 31, @Denver 10	INVESCO Field at Mile High
<b>2009 (9/27)</b>	<b>W</b>	<b>Denver 23, @Oakland 3</b>	<b>Oak-Alameda County Coliseum</b>
2009 (12/20)	L	Oakland 20, @Denver 19	INVESCO Field at Mile High
2010 (10/24)	L	Oakland 59, @Denver 14	INVESCO Field at Mile High
2010 (12/19)	L	@Oakland 39, Denver 23	Oak-Alameda County Coliseum
2011 (9/12)	L	Oakland 23, @Denver 20	Sports Authority Field at Mile High
<b>2011 (11/6)</b>	<b>W</b>	<b>Denver 38, @Oakland 24</b>	<b>O.co Coliseum</b>
<b>2012 (9/30)</b>	<b>W</b>	<b>@Denver 37, Oakland 6</b>	<b>Sports Authority Field at Mile High</b>
<b>2012 (12/6)</b>	<b>W</b>	<b>Denver 26, @Oakland 13</b>	<b>O.co Coliseum</b>
<b>2013 (9/23)</b>	<b>W</b>	<b>@Denver 37, Oakland 21</b>	<b>Sports Authority Field at Mile High</b>
<b>2013 (12/29)</b>	<b>W</b>	<b>Denver 34, @Oakland 14</b>	<b>O.co Coliseum</b>
<b>2014 (11/9)</b>	<b>W</b>	<b>Denver 41, @Oakland 17</b>	<b>O.co Coliseum</b>
<b>2014 (12/28)</b>	<b>W</b>	<b>@Denver 47, Oakland 14</b>	<b>Sports Authority Field at Mile High</b>
<b>2015 (10/11)</b>	<b>W</b>	<b>Denver 16, @Oakland 10</b>	<b>O.co Coliseum</b>
2015 (12/13)	L	Oakland 15, @Denver 10	Sports Authority Field at Mile High
2016 (11/6)	L	@Oakland 30, Denver 20	Oakland Coliseum
<b>2016 (1/1)</b>	<b>W</b>	<b>@Denver 24, Oakland 6</b>	<b>Sports Authority Field at Mile High</b>
<b>2017 (10/1)</b>	<b>W</b>	<b>@Denver 16, Oakland 10</b>	<b>Sports Authority Field at Mile High</b>
2017 (11/27)	L	@Oakland 21, Denver 14	Oakland Coliseum
<b>2018 (9/16)</b>	<b>W</b>	<b>@Denver 20, Oakland 19</b>	<b>Broncos Stadium at Mile High</b>

\* - AFC Championship Game; \*\* - AFC Wild Card Playoff Game





## BRONCOS/RAIDERS REGULAR-SEASON SERIES BREAKDOWN

<b>Series Meetings:</b>	116
<b>Broncos Record:</b>	52-62-2 (Home: 27-29-2 / Away: 25-33-0)
<b>First Game:</b>	at Den. 31, Oak. 14 (10/2/60)
<b>Last Game:</b>	at Den. 20, Oak. 19 (9/16/18)
<b>Current Streak:</b>	Won 1
<b>Longest Den. Win Streak:</b>	8 (11/6/11 - 12/13/15)
<b>Longest Oak. Win Streak:</b>	14 (11/21/65 - 12/19/71)
<b>Last Den. Home Win:</b>	at Den. 20, Oak. 19 (9/16/18)
<b>Last Den. Home Loss:</b>	Oak. 15, at Den. 12 (12/13/15)
<b>Last Den. Road Win:</b>	Den. 16, at Oak. 10 (10/11/15)
<b>Last Den. Road Loss:</b>	at Oak. 21, Den. 14 (11/27/17)
<b>Den. Shutouts:</b>	2x, last, at Den. 27, Oak. 0 (10/16/95)
<b>Oak. Shutouts:</b>	2x, last, at L.A. 24, Den. 0 (11/22/92)
<b>Most Den. Points:</b>	47, (12/28/14): at Den. 47, Oak. 14
<b>Most Oak. Points:</b>	59, (10/24/10): Oak. 59, at Den. 14
<b>Total Den. Points:</b>	2,380
<b>Total Oak. Points:</b>	2,456
<b>Average Den. Points:</b>	20.5
<b>Average Oak. Points:</b>	21.2
<b>Largest Den. Win:</b>	37, (10/5/62): at Den. 44, Oak. 7
<b>Largest Oak. Win:</b>	51, (9/10/67): at Oak. 51, Den. 0
<b>Most Pts., Both Teams:</b>	74, (9/7/86): Den. 38, at Oak. 36
<b>Fewest Pts., Both Teams:</b>	12, (12/1/80): at Oak. 9, Den. 3

## BRONCOS/RAIDERS CONNECTIONS

### CROSSING PATHS (COLLEGE)

Broncos **S Dymonte Thomas** attended the University of Michigan with Raiders **DT Maurice Hurst** from 2014-16... Broncos **CB Bradley Roby** and Raiders **CB Gareon Conley** were teammates at Ohio State in 2013... Broncos **S Darian Stewart** and Raiders **TE Jared Cook** were South Carolina Gamecocks from 2006-09... Broncos **K Brandon McManus** and Raiders **LB Tahir Whitehead** played for Temple University from 2009-10... Broncos OLB **Jeff Holland** and Raiders **K Daniel Carlson** both played for Auburn from 2015-17... Broncos **DE Adam Gotsis** was teammates with Raiders **TE Darren Waller** at Georgia Tech from 2012-15... Broncos **G/C Connor McGovern** and OLB **Shane Ray** played for Missouri with Raiders **DE Kony Ealy** in 2012... Broncos **RB Royce Freeman** and Raiders **G Cameron Hunt** were teammates at Oregon from 2014-17... Broncos **WR DaeSean Hamilton** played at Penn State with Raiders **LB Jason Cabinda** from 2014-17... Broncos **OLB Von Miller** played at Texas A&M with Raiders **DE Damontre' Moore** in 2010.

### CROSSING PATHS (PRO)

Broncos **QB Case Keenum** and **S Darian Stewart** played for the St. Louis Rams with Raiders **TE Jared Cook** (Stewart in 2013 and Keenum in 2015)... Keenum also played with Raiders **LB Emmanuel Lamur** in Minnesota during the 2017 season... Broncos **S Darian Stewart** played for the Baltimore Ravens with Raiders **G/T Kelechi Osemele** in 2014... Broncos **NT Domata Peko Sr.** (2006-16) played several seasons with the Cincinnati Bengals and crossed paths with **DT Frostee Rucker** (2006-11), **DT Clinton McDonald** (2010) and **LB Emmanuel Lamur** (2012-14)... Broncos **TE Matt LaCrosse** was teammates with Raiders **WR Dwayne Harris** for the Giants in 2015... Broncos **T Jared Veldheer** and Raiders **DT Frostee Rucker** were teammates with the Arizona Cardinals from 2014-17... Broncos **CB Tramaine Brock** and Raiders **TE Derek Carrier** were teammates with the 49ers from 2013-14. Carrier also played with Broncos **S Su'a Cravens** in Washington in 2016... Broncos **Head Coach Vance Joseph** was the secondary coach for Cincinnati from 2014-15 while Raiders **Defensive Coordinator Paul Guenther** was the Bengals' defensive coordinator... Broncos **Defensive Coordinator Joe Woods** was the defensive backs coach for the Tampa Bay Buccaneers from 2004-05 while Raiders **Head Coach Jon Gruden** was head coach of the team.

## FORMER RAIDERS ON THE BRONCOS

Broncos **Offensive Coordinator Bill Musgrave** was the Raiders' offensive coordinator from 2015-16 and also worked as Oakland's quarterbacks coach in 1997... Broncos **Defensive Coordinator Joe Woods** worked as the Raiders' defensive backs coach in 2014... Broncos **DE Shelby Harris** played for the Raiders from 2014-15 after being selected by the club in the seventh round (235th overall) of the 2014 NFL Draft.

### HOMETOWN CONNECTIONS

Raiders **LS Trent Sieg** is a Eaton, Colo., native and a Colorado State alumni, playing for the Rams from 2014-17... Raiders **K Daniel Carlson** is also a native to Colorado (Colorado Springs area).

## WHAT TO WATCH FOR vs. RAIDERS

### TEAM (499 overall wins)

\* - Denver would become the 14th team to reach 500 overall wins with a win.

### RB ROYCE FREEMAN (469 scrimmage yards)

\* - Needs 31 yards to join Phillip Lindsay and Courtland Sutton in making Denver just the third team in history to feature three rookies with at least 500 scrimmage yards (others: 2012 Colts & 2014 Browns).

### RB PHILLIP LINDSAY (991 rushing yards)

\* - Needs nine rushing yards to reach 1,000 yards, making him:

- \* - Just the third undrafted rookie ever to reach that mark (Dominic Rhodes - 2001, LeGarrette Blount - 2010).
- \* - Just the sixth Broncos rookie to reach that mark (first since Clinton Portis in 2002).

### OLB VON MILLER (9-game sack streak; 98 career sacks in 118 games)

\* - Needs a half sack to increase his sack streak to 10 games and tie Simon Fletcher (2x - 1991, '92-93) for the longest sack streaks in team history.

\* - Needs one sack to pass Joey Porter into sole possession of 33rd place on the NFL's all-time sack list.

\* - Needs two sacks to become just the 33rd NFL player to reach 100 career sacks; he would also become the fourth-fastest player (Reggie White - 96 GP, DeMarcus Ware - 113 GP, Bruce Smith - 115 GP) to reach that milestone.

### WR COURTLAND SUTTON (614 receiving yards)

\* - Needs 16 receiving yards to tie Ricky Nattiel (1987) for the fourth-most receiving yards (630) by a Broncos rookie.

## NFL SCHEDULE - WEEK 16

### Saturday, Dec. 22

Washington at Tennessee	3:30 p.m. (CST)
Baltimore at L.A. Chargers	5:20 p.m. (PST)

### Sunday, Dec. 23

Cincinnati at Cleveland	1:00 p.m. (EST)
Tampa Bay at Dallas	12:00 p.m. (CST)
Minnesota at Detroit	1:00 p.m. (EST)
Buffalo at New England	1:00 p.m. (EST)
Green Bay at N.Y. Jets	1:00 p.m. (EST)
Houston at Philadelphia	1:00 p.m. (EST)
Atlanta at Carolina	1:00 p.m. (EST)
N.Y. Giants at Indianapolis	1:00 p.m. (EST)
Jacksonville at Miami	1:00 p.m. (EST)
L.A. Rams at Arizona	2:05 p.m. (MST)
Chicago at San Francisco	1:25 p.m. (PST)
Pittsburgh at New Orleans	3:25 p.m. (CST)
Kansas City at Seattle	5:20 p.m. (PST)

### Monday, Dec. 24

Denver at Oakland	5:15 p.m. (PST)
-------------------	-----------------



## 2018 NFL STANDINGS

### AFC East

Team	W	L	T	Pct	PF	PA	Home	Road	Div	AFC	NFC
N.E.	9	5	0	.643	374	310	6-0	3-5	3-1	6-4	3-1
Mia.	7	7	0	.500	295	374	6-1	1-6	4-1	6-4	1-3
Buf.	5	9	0	.357	215	333	3-4	2-5	1-3	3-7	2-2
NYJ	4	10	0	.286	292	359	2-5	2-5	1-4	3-8	1-2

### AFC North

Team	W	L	T	Pct	PF	PA	Home	Road	Div	AFC	NFC
Pit.	8	5	1	.607	384	316	4-3	4-2-1	3-1-1	5-5-1	3-0
Bal.	8	6	0	.571	341	253	5-2	3-4	2-3	6-4	2-2
Cle.	6	7	1	.464	309	348	4-2-1	2-5	2-1-1	4-5-1	2-2
Cin.	6	8	0	.429	337	413	4-4	2-4	1-3	4-6	2-2

### AFC South

Team	W	L	T	Pct	PF	PA	Home	Road	Div	AFC	NFC
Hou.	10	4	0	.714	352	281	5-2	5-2	3-2	8-3	2-1
Ind.	8	6	0	.571	372	300	5-2	3-4	3-2	6-5	2-1
Ten.	8	6	0	.71	268	254	5-1	3-5	3-2	5-6	3-0
Jac.	4	10	0	.286	225	289	3-5	1-5	1-4	3-7	1-3

### AFC West

Team	W	L	T	Pct	PF	PA	Home	Road	Div	AFC	NFC
K.C.	11	3	0	.786	499	380	6-1	5-2	4-1	9-2	2-1
LAC	11	3	0	.786	395	298	5-2	6-1	3-2	8-2	3-1
<b>Den.</b>	<b>6</b>	<b>8</b>	<b>0</b>	<b>.429</b>	<b>306</b>	<b>299</b>	<b>3-4</b>	<b>3-4</b>	<b>2-2</b>	<b>4-6</b>	<b>2-2</b>
Oak.	3	11	0	.214	260	418	2-5	1-6	0-4	2-8	1-3

### NFC East

Team	W	L	T	Pct	PF	PA	Home	Road	Div	NFC	AFC
Dal.	8	6	0	.571	276	269	6-1	2-5	4-1	7-3	1-3
Phi.	7	7	0	.500	311	318	4-3	3-4	3-2	5-6	2-1
Was.	7	7	0	.462	265	310	3-4	4-3	2-3	6-5	1-2
NYG	5	9	0	.357	307	348	2-5	3-4	1-4	4-7	1-2

### NFC North

Team	W	L	T	Pct	PF	PA	Home	Road	Div	NFC	AFC
Chi.	10	4	0	.714	383	264	7-1	3-3	4-1	8-2	2-2
Min.	7	6	1	.536	323	308	5-2	2-4-1	2-1-1	5-4-1	2-2
G.B.	5	8	1	.393	332	331	5-1-1	0-7	1-3-1	3-7-1	2-1
Det.	5	9	0	.357	284	333	3-4	2-5	1-3	3-7	2-2

### NFC South

Team	W	L	T	Pct	PF	PA	Home	Road	Div	NFC	AFC
N.O.	12	2	0	.857	459	292	5-1	7-1	4-1	9-2	3-0
Car.	6	8	0	.429	333	344	5-2	1-6	1-3	4-6	2-2
Atl.	5	9	0	.357	356	381	4-4	1-5	2-2	5-5	0-4
T.B.	5	9	0	.357	344	403	4-3	1-6	2-3	4-6	1-3

### NFC West

Team	W	L	T	Pct	PF	PA	Home	Road	Div	NFC	AFC
LAR	11	3	0	.786	448	343	6-1	5-2	4-0	7-3	4-0
Sea.	8	6	0	.571	363	292	4-2	4-4	2-3	7-4	1-2
S.F.	4	10	0	.286	301	373	4-3	0-7	1-4	2-8	2-2
Ari.	3	11	0	.214	192	367	1-6	2-5	2-2	3-7	0-4

## BRONCOS ALL-TIME YEAR-BY-YEAR RECORDS

YEAR	PRESEASON	REG. SEASON	PLAYOFFS
1960	0-5	4-9-1	0-0
1961	1-4	3-11	0-0
1962	2-2	7-7	0-0
1963	2-3	2-11-1	0-0
1964	2-3	2-11-1	0-0
1965	1-4	4-10	0-0
1966	1-3	4-10	0-0
1967	3-1	3-11	0-0
1968	1-4	5-9	0-0
1969	1-4	5-8-1	0-0
1970	3-2	5-8-1	0-0
1971	1-4	4-9-1	0-0
1972	2-3	5-9	0-0
1973	2-3	7-5-2	0-0
1974	4-2	7-6-1	0-0
1975	3-3	6-8	0-0
1976	5-2	9-5	0-0
1977	5-1	12-2	2-1 (S.B. loss)
1978	2-2	10-6	0-1
1979	3-1	10-6	0-1
1980	2-2	8-8	0-0
1981	2-2	10-6	0-0
1982	4-0	2-7	0-0
1983	3-1	9-7	0-1
1984	3-1	13-3	0-1
1985	2-2	11-5	0-0
1986	2-2	11-5	2-1 (S.B. loss)
1987	3-2	10-4-1	2-1 (S.B. loss)
1988	3-1	8-8	0-0
1989	2-2	11-5	2-1 (S.B. loss)
1990	3-2	5-11	0-0
1991	2-3	12-4	1-1
1992	1-4	8-8	0-0
1993	2-2	9-7	0-1
1994	2-3	7-9	0-0
1995	3-2	8-8	0-0
1996	3-1	13-3	0-1
1997	3-2	12-4	4-0 (S.B. win)
1998	3-1	14-2	3-0 (S.B. win)
1999	3-2	6-10	0-0
2000	4-0	11-5	0-1
2001	3-1	8-8	0-0
2002	3-1	9-7	0-0
2003	3-1	10-6	0-1
2004	2-3	10-6	0-1
2005	4-0	13-3	1-1
2006	3-1	9-7	0-0
2007	2-2	7-9	0-0
2008	2-2	8-8	0-0
2009	1-3	8-8	0-0
2010	1-3	4-12	0-0
2011	2-2	8-8	1-1
2012	2-2	13-3	0-1
2013	2-2	13-3	2-1 (S.B. loss)
2014	3-1	12-4	0-1
2015	3-1	12-4	3-0 (S.B. win)
2016	2-2	9-7	0-0
2017	4-0	5-11	0-0
2018	2-2	6-8	0-0
<b>TOTAL</b>	<b>.143-122 (.540)</b>	<b>.476-412-10 (.536)</b>	<b>...23-19 (.548)</b>



## BRONCOS SET FOR 11TH ALL-TIME CHRISTMAS EVE GAME

The Broncos will play on Christmas Eve for the 11th time in franchise history. Denver owns a 4-6 (.400) all-time record in games played on Christmas Eve.

### BRONCOS' ALL-TIME GAMES PLAYED ON CHRISTMAS EVE

Season	W/L	Result	Site
1977	W	@Denver 34, Pittsburgh 21*	Mile High Stadium
1983	L	@Seattle 31, Denver 7^	Kingdome
1989	L	@San Diego 19, Denver 16	Jack Murphy Stadium
1994	L	New Orleans 30, @Denver 28	Mile High Stadium
1995	W	Denver 31, @Oakland 28	Oakland Coliseum
2005	W	@Denver 22, Oakland 3	S.A.F. at Mile High
2006	W	@Denver 24, Cincinnati 23	S.A.F. at Mile High
2007	L	@San Diego 23, Denver 3	Qualcomm Stadium
2011	L	@Buffalo 40, Denver 14	Ralph Wilson Stadium
2017	L	@Washington 27, Denver 11	FedExField

\*AFC Divisional Playoff Game ^AFC Wild Card Game

## MONDAY NIGHT REGULARS

The Broncos in 2018 are appearing on *Monday Night Football* for the 27th consecutive year—the second longest streak in league history.

The Broncos own a 32-39-1 all-time record in games played on *Monday Night Football*, including an 8-27 mark on the road.

### CONSECUTIVE SEASONS APPEARING ON MNF, ALL-TIME (INCLUDING 2018 SCHEDULED APPEARANCES)

Team	Consec. Seasons	Yrs.
1. Oakland	28	1970-97
2. <b>Denver</b>	<b>27</b>	<b>1992-Present</b>
3. Green Bay	26	1993-Present
4. Dallas	19	1970-88
Miami	19	1970-88

### MOST SCHEDULED MNF APPEARANCES, ALL-TIME

Team	'18 MNF Games	Total
1. Miami	0	84
2. Dallas	1	81
3. San Francisco	2	75
4. <b>Denver</b>	<b>2</b>	<b>73</b>
5. Pittsburgh	1	70

## PAT BOWLEN NAMED FINALIST FOR PRO FOOTBALL HALL OF FAME CLASS OF 2019



Broncos Owner Pat Bowlen in August was selected as one of two contributor nominees for the Pro Football Hall of Fame Class of 2019. Gil Brandt is the other contributor nominee for the Class of 2019.

In his 35th year as owner of the Broncos, Bowlen will be voted on for election to the Pro Football Hall of Fame when the Selection Committee meets in Atlanta on Saturday, Feb. 2, the eve of Super Bowl LIII. Like all other finalists, he must receive 80 percent approval from the full 48-person Selection Committee for election.

## OWNER PAT BOWLEN BY THE NUMBERS



- 354 overall wins
- 298 consecutive sellouts (every game)
- 59.9 regular season win percentage
- 35 years as owner (1984-present)
- 28 seasons with a .500 or better record
- 18 playoff berths
- 15 all-time NFL Committee assignments
- 13 AFC West Division titles
- 10.2 total wins per year as owner
- 9 AFC Championship Games
- 7 Super Bowl appearances
- 4 different Super Bowl head coaches
- 3 World Championships

## BRONCOS A PRO SPORTS POWERHOUSE UNDER PAT BOWLEN

During Owner Pat Bowlen's tenure (1984-pres.), the Broncos own the third-best regular-season win percentage (.599) in the NFL and the fifth-best win percentage by any team in American professional sports.

### HIGHEST WIN PCT. AMONG AMERICAN PRO SPORTS TEAMS (SINCE 1984) Figures through Monday, Dec. 17

Team	League	W	L	T	Pct.
1. San Antonio Spurs	NBA	1,755	1,016	-	.633
2. New England Patriots	NFL	344	213	0	.618
3. Los Angeles Lakers	NBA	1,667	1,103	-	.602
4. Pittsburgh Steelers	NFL	333	222	2	.600
5. <b>Denver Broncos</b>	<b>NFL</b>	<b>333</b>	<b>223</b>	<b>1</b>	<b>.599</b>

## PAT BOWLEN'S RANKS AMONG ALL-TIME OWNERS

### PAT BOWLEN'S ALL-TIME RANKINGS AMONG PRO FOOTBALL PRIMARY OWNERS/CHAIRPERSONS (MODERN ERA)

Category	No.	All-Time Rk.	Since '84
Regular-Season Wins	333	5th	1st
Overall Wins	354	4th	1st
Winning Seasons	21	T-6th	1st
Playoff Appearances	18	T-2nd	1st
Playoff Wins	21	T-3rd	2nd
Conference Championship Berths	9	T-4th	2nd
Super Bowl Appearances	7	2nd	2nd
Super Bowl Wins	3	T-4th	T-3rd

### MOST OVERALL WINS BY A TEAM OWNER, PROFESSIONAL FOOTBALL HISTORY (MODERN ERA)

Owner	Team	Years (Ovr.)	Wins
1. Bud Adams	Hou./Ten.	1960-2013 (54)	409
2. Ralph Wilson	Buffalo	1960-2013 (54)	390
3. Lamar Hunt	Kansas City	1960-2006 (47)	381
4. <b>Pat Bowlen</b>	<b>Denver</b>	<b>1984-pres. (35)</b>	<b>354</b>
5. Art Modell	Cle./Bal.	1961-2003 (43)	353

### MOST SUPER BOWL APPEARANCES BY A TEAM OWNER, PROFESSIONAL FOOTBALL HISTORY

Owner	Team	No.
1. Robert Kraft	New England	8
2. <b>Pat Bowlen</b>	<b>Denver</b>	<b>7</b>
3. Edward DeBartolo Jr.	San Francisco	5
Clint Murchison Jr.	Dallas	5
Joe Robbie	Miami	5

### MOST PLAYOFF APPEARANCES BY AN OWNER

Owner	Years	No.
1. Bud Adams, Hou./Ten.	1960-2013 (54)	21
2. Robert Kraft, N.E.	1994-pres. (23)	19
3. <b>Pat Bowlen, Den.</b>	<b>1984-pres. (33)</b>	<b>18</b>
Art Modell, Cle./Bal.	1961-2003 (43)	18
5. Ralph Wilson, Buf.	1960-2013 (54)	17
Al Davis, Oak.	1972-2011 (40)	17
Clint Murchison Jr., Dal.	1960-83 (24)	17





## PAT BOWLEN FASTEST TO 350 WINS

Broncos Owner Pat Bowlen earned his 350th overall win in Week 2 against Oakland to become the fastest owner (581 games) in professional football history to reach 350 wins.

### FEWEST GAMES TO REACH 350 OVERALL WINS BY AN OWNER, PROFESSIONAL FOOTBALL HISTORY

Owner	Games
1. Pat Bowlen, Den.	581
2. George Halas, Chi.	618
3. Lamar Hunt, K.C.	669
Art Modell, Cle./Bal.	669
5. Bud Adams, Hou./Ten.	734
6. Ralph Wilson, Buf.	743

## PAT BOWLEN REACHES SUPER BOWL WITH FOUR DIFFERENT HEAD COACHES

Pat Bowlen is the only principal owner in pro football history to reach the Super Bowl with four different head coaches: Dan Reeves (XXI, XXII, XXIV), Mike Shanahan (XXXII, XXXIII), John Fox (XLVIII) and Gary Kubiak (50).

### PRINCIPAL OWNERS TO APPEAR IN SUPER BOWLS WITH THE MOST HEAD COACHES

Owner	Team	No.
1. Pat Bowlen	Denver	4
<i>D. Reeves, M. Shanahan, J. Fox, G. Kubiak</i>		
2. Al Davis	Oakland	3
<i>J. Madden, T. Flores, B. Callahan</i>		
Georgia Frontiere	L.A. Rams	3
<i>R. Malavasi, D. Vermeil, M. Martz</i>		
4. Nine owners	-	2

## BRONCOS THE BEST AT HOME UNDER PAT BOWLEN

The Broncos own the NFL's best home record during Owner Pat Bowlen's tenure (since 1984) in the regular season and postseason with a 214-85 (.716) mark.

### TOP HOME RECORDS, NFL, 1984-PRES.

Team	Regular Season	Postseason	Total	Pct.
1. Denver	199-80-0 (.713)	15-5 (.750)	214-85-0	.716
2. New England	192-86-0 (.691)	20-3 (.870)	214-89-0	.706
3. Pittsburgh	192-85-1 (.692)	13-7 (.650)	205-93-1	.687
4. Baltimore	125-57-1 (.686)	3-2 (.600)	128-59-1	.684
5. Green Bay	187-89-3 (.676)	11-5 (.688)	198-94-3	.676



## PAT BOWLEN'S BRONCOS SUPERLATIVES

- \* - Pat Bowlen was the first owner in professional football history to achieve 300 overall wins in his first 30 years.
- \* - In Pat Bowlen's 35 years as owner of the Broncos, the team has more Super Bowl appearances (7) than losing seasons (6), including three World Championships.
- \* - During Pat Bowlen's ownership, the Broncos have the third-highest winning percentage (.599) in the NFL and the fifth-highest in all of professional sports.
- \* - Pat Bowlen is the only owner in NFL history who has had four different head coaches lead his teams to Super Bowl appearances.
- \* - The Broncos' 21 winning seasons and 18 playoff berths since 1984 are the most under a single owner in the NFL during that span. The Broncos have an NFL-low six losing seasons under Mr. Bowlen (never in consecutive years).
- \* - Pat Bowlen has helped Denver become the only NFL franchise to win at least 90 games in each of the last three decades (the Broncos are well on pace to win 90 games in the 2010s, needing only to finish out the decade with an 8-11 or better record to achieve that mark).
- \* - Under Pat Bowlen, the Broncos were the only AFC team to appear in three Super Bowls in the 1980s. They were also the only team from the conference to win a Super Bowl in the 1990s, capturing back-to-back World Championships in 1997-98 while setting an NFL record for most overall wins (33-6, .846) in a two-year period.
- \* - During Pat Bowlen's 35 years of ownership, the Broncos have sold out every regular-season and postseason contest (NFL-high 299 sellouts) as part of the club's 49-year, 402-game sellout streak that is the longest in NFL history in one city.
- \* - Denver's 348 national television appearances under Pat Bowlen are the most in the league during his ownership. That total includes a league-high 163 prime-time games as well as 145 network doubleheader appearances.
- \* - Pat Bowlen helped put the Rocky Mountain Region on the professional sports map with the sustained success of the Broncos. In addition to the team's local popularity, a 2014 Harris Poll identified the Broncos as "America's Team."



## BOWLEN ERA MARKED BY ACHIEVEMENT

Introduced as the majority owner of the Denver Broncos on March 23, 1984, Pat Bowlen has positioned the Broncos among the league's top franchises during the last three decades.

### REGULAR-SEASON WINS, NFL, 1984-PRES.

Team	No.
1. New England	344
<b>2. Denver</b>	<b>333</b>
Pittsburgh	333
4. San Francisco	320
5. Green Bay	315

### OVERALL WINS, NFL, 1984-PRES.

Team	No.
1. New England	377
2. Pittsburgh	355
<b>3. Denver</b>	<b>354</b>
4. San Francisco	344
5. Green Bay	336

### DIVISION TITLES, NFL, 1984-PRES.

Team	No.
1. New England	18
2. Pittsburgh	15
3. San Francisco	14
<b>4. Denver</b>	<b>13</b>
5. Green Bay	12

### SEASONS WITH A .500 OR BETTER RECORD, NFL, 1984-PRES.

Team	No.
<b>1. Denver</b>	<b>28</b>
New England	28
3. Pittsburgh	27
4. Green Bay	26
5. Miami	24

### CONFERENCE CHAMP. GAMES, NFL, 1984-PRES.

Team	No.
1. New England	14
2. San Francisco	11
3. Pittsburgh	10
<b>4. Denver</b>	<b>9</b>

### SUPER BOWL APPEARANCES, NFL, 1984-PRES.

Team	No.
1. New England	8
<b>2. Denver</b>	<b>7</b>
3. N.Y. Giants	5
San Francisco	5
5. Buffalo	4
Pittsburgh	4

### SUPER BOWL WINS, NFL, 1984-PRES.

Team	No.
1. New England	5
2. San Francisco	4
<b>3. Denver</b>	<b>3</b>
Dallas	3
N.Y. Giants	3

## PAT BOWLEN'S NFL IMPACT

Pat Bowlen's indelible contributions to the Broncos, the community and the NFL have established him as one of the greatest contributors in professional football history.

Mr. Bowlen served a combined 91 seasons on 15 different committees during his ownership of the Broncos. Only Pro Football Hall of Famers Dan Rooney (18) and Lamar Hunt (16) served on more league committees during their ownership tenures.

### MOST ALL-TIME NFL COMMITTEE AFFILIATIONS AMONG OWNERS

Owner	Team	Total
1. Dan Rooney*	Pittsburgh	18
2. Lamar Hunt*	Kansas City	16
<b>3. Pat Bowlen</b>	<b>Denver</b>	<b>15</b>
4. Jerry Jones*	Dallas	14
5. Wellington Mara	N.Y. Giants	11

*\*Member of the Pro Football Hall of Fame*

### PAT BOWLEN'S ALL-TIME NFL COMMITTEE AFFILIATIONS

NFL Management Council Exec. Committee (chairman)  
 NFL Broadcasting Committee (chairman)  
 NFL Films Executive Committee (chairman)  
 NFL Compensation Committee (co-chair)  
 NFL Business Ventures Committee (co-chair)  
 Pro Football Hall of Fame Committee  
 NFL Network Committee  
 NFL Finance Committee  
 NFL Workplace Diversity Committee  
 NFL International Committee  
 NFL Expansion Committee  
 Los Angeles Working Group Committee  
 NFL Legislative Committee  
 NFL Enterprises Executive Committee  
 NFL Special Committee on Strategic Opportunities & Challenges







## PAT BOWLEN'S NFL SUPERLATIVES

\* - In 1993, Mr. Bowlen gave an ultimatum to the TV networks that procured a bidding war, bringing FOX (NFC) and NBC (AFC) on as league broadcast partners and nearly doubling the television revenue from those streams.



\* - Also in 1993, Mr. Bowlen fought to establish the introduction of the "franchise tag" in the Collective Bargaining Agreement, helping teams secure the rights to their key players.

\* - In his role as Chair of the NFL Broadcast Committee, Mr Bowlen led the negotiations of the NFL's \$18 billion TV contract in 1998, the most lucrative single-sport contract in history.



\* - Through his work on the NFL Broadcasting Committee and the NFL Network Committee, Pat Bowlen played an important role in the formation of NFL Network in 2003 and worked to increase its distribution among cable providers and its overall growth.

\* - According to former NBC Sports Chairman Dick Ebersol, Pat Bowlen was "the single major force in the creation of *Sunday Night Football* in 2006 while leading the NFL Broadcasting Committee.

\* - In his position as co-chair of the NFL Management Council Executive Committee, Mr. Bowlen played a key role in the six-year extension of the Collective Bargaining Agreement in 2006 and again was part of the new CBA discussions for the 10-year extension in 2011 that ensured labor peace for the next decade.

\* - With an eye toward growing the game internationally, Pat Bowlen has had the Broncos play eight international games in six different countries (7 American Bowl, 1 regular season in London), marking the third-most such games in league history.

\* - Pat Bowlen opened INVESCO Field at Mile High in 2001, beginning a three-year period in which eight new stadiums opened around the NFL.



## BRONCOS AMONG NFL'S BEST UNDER ELWAY

Since John Elway was hired in 2011 (and coming off a 4-12 record in 2010), the Broncos have tied for the third-most overall wins in the NFL.

### MOST OVERALL WINS, NFL, 2011-PRES.

Team	W	L	T	Pct.
1. New England	110	34	0	.764
2. Seattle	88	49	1	.641
3. <b>Denver</b>	<b>84</b>	<b>52</b>	<b>0</b>	<b>.618</b>
Pittsburgh	84	49	1	.631
5. Green Bay	83	52	2	.613

### BRONCOS NFL RANKS UNDER JOHN ELWAY (2011-PRES.)

Statistic	No.	Rk.
Overall Wins	84	T-3rd
Reg. Season Wins	78	T-4th
Playoff Wins	6	T-3rd
Playoff Berths	5	T-3rd
Division Titles	5	T-2nd
Super Bowl Appearances	2	T-2nd
Super Bowl Wins	1	T-2nd

## ELWAY ERA: FIRST 100 GAMES



The Broncos posted a 71-29 (.710) overall record during John Elway's first 100 games as executive (2011-Wk. 10, 2016) with that win percentage ranking second in the NFL during that period.

Elway's 71 total wins are believed to be the most by any NFL team's general manager through his first 100 overall games.

### MOST WINS BY CURRENT NFL GENERAL MANAGERS IN THEIR FIRST 100 OVERALL GAMES AS TOP PERSONNEL EXECUTIVE

Executive	First Year	W	L	T	Pct.	SB	WC
1. <b>John Elway, Den.</b>	<b>2011</b>	<b>71</b>	<b>29</b>	<b>0</b>	<b>.710</b>	<b>2</b>	<b>1</b>
2. Kevin Colbert, Pit.	2000	65	34	1	.655	0	0
3. Jerry Reese, NYG	2007	64	36	0	.640	2	2
4. John Schneider, Sea.	2010	62	38	0	.620	2	1
5. Jerry Jones, Dal.	1989	61	39	0	.610	2	2
6. Thomas Dimitroff, Atl.	2008	60	40	0	.600	0	0
7. Ted Thompson, G.B.	2005	54	46	0	.540	0	0
8. Ozzie Newsome, Bal.	2002	52	48	0	.520	0	0
9. Rick Smith, Hou.	2006	50	50	0	.500	0	0
10. Mickey Loomis, N.O.	2002	47	53	0	.470	0	0

### PRO FOOTBALL HALL OF FAME GENERAL MANAGERS THROUGH THEIR FIRST 100 OVERALL GAMES AS TOP PERSONNEL EXECUTIVE

Executive	First Year	W	L	T	Pct.	SB	WC
Al Davis, Oak.	1966	69	24	7	.725	1	0
Bill Polian, Buf.	1986	61	39	0	.610	1	0
Tex Schram, LAN	1947	61	34	5	.635	0	0
Ron Wolf, G.B.	1991	56	44	0	.560	0	0
Jim Finks, Min.	1964	54	41	5	.565	1	0



## ELWAY HAS AN EYE FOR TALENT

During John Elway's seven seasons as an executive, he has signed or extended the contracts of 16 players who have combined for 34 Pro Bowl selections with the Broncos.

Elway is the only NFL general manager over the last seven years to acquire future Pro Bowl players through the NFL Draft, street free agency, unrestricted free agency and college free agency.



## BRONCOS TO MAKE THE PRO BOWL AFTER BEING ACQUIRED OR HAVING CONTRACT EXTENDED BY JOHN ELWAY

Year	Player	Pro Bowls
2011	CB Champ Bailey (Extension)	2
	CB Chris Harris Jr. (CFA)	3
	LB Von Miller (Draft)	6
	RB Willis McGahee (FA)	1
	TE Julius Thomas (Draft)	2
2012	QB Peyton Manning (FA)	3
	K Matt Prater (Extension)	1
2013	RB C.J. Anderson (CFA)	1
	T Ryan Clady (Extension)	1
	G Louis Vasquez (UFA)	1
2014	WR Emmanuel Sanders (UFA)	2
	CB Aqib Talib (UFA)	4
	S T.J. Ward (UFA)	2
	OLB DeMarcus Ware (FA)	2
2015	S Darian Stewart (UFA)	1
	WR Demaryius Thomas (Extension)	2
<b>Totals</b>	<b>16 players</b>	<b>34</b>

## JOSEPH IN SECOND SEASON AS HEAD COACH



Vance Joseph was named the 16th head coach in franchise history on Jan. 11, 2017.

Below is a look at the overall records (regular season and playoffs) for all of Denver's head coaches in the club's 57-year history.

## BRONCOS ALL-TIME HEAD COACHES' OVERALL RECORDS

Head Coach	Years	W	L	T	Pct.
Frank Filchok	1960-61	7	20	1	.268
Jack Faulkner	1962-64	9	22	1	.297
Mac Speedie*	1964-66	6	19	1	.250
Ray Malavasi*	1966	4	8	0	.333
Lou Saban	1967-71	20	42	3	.331
Jerry Smith*	1971	2	3	0	.400
John Ralston	1972-76	34	33	3	.507
Red Miller	1977-80	42	25	0	.627
Dan Reeves	1981-92	117	79	1	.596
Wade Phillips	1993-94	16	17	0	.485
Mike Shanahan	1995-2008	146	91	0	.616
Josh McDaniels	2009-10	11	17	0	.393
Eric Stutesville*	2010	1	3	0	.250
John Fox	2011-14	49	22	0	.690
Gary Kubiak	2015-16	24	11	0	.686
<b>Vance Joseph</b>	<b>2017-pres.</b>	<b>11</b>	<b>19</b>	<b>0</b>	<b>.367</b>

\*Interim Head Coach

## JOSEPH'S YEAR-BY-YEAR COACHING BREAKDOWN

Year	Position	Team/School	Rec.	Postseason
1999	Graduate Asst.	University of Colorado	6-5	Insight.com Bowl (1-0)
2000	Graduate Asst.	University of Colorado	3-8	
2001	Graduate Asst.	University of Colorado	10-2	Fiesta Bowl (0-1)
2002	Defensive Backs	University of Colorado	9-4	Alamo Bowl (0-1)
2003	Defensive Backs	University of Colorado	5-7	
2004	Defensive Backs	Bowling Green	8-3	GMAC Bowl (1-0)
2005	Asst. DBs	San Francisco 49ers	4-12	
2006	Defensive Backs	San Francisco 49ers	7-9	
2007	Defensive Backs	San Francisco 49ers	5-11	
2008	Defensive Backs	San Francisco 49ers	7-9	
2009	Defensive Backs	San Francisco 49ers	8-8	
2010	Defensive Backs	San Francisco 49ers	6-10	
2011	Defensive Backs	Houston Texans	10-6	Playoffs (1-1)
2012	Defensive Backs	Houston Texans	12-4	Playoffs (1-1)
2013	Defensive Backs	Houston Texans	2-14	
2014	Defensive Backs	Cincinnati Bengals	10-5-1	Playoffs (0-1)
2015	Defensive Backs	Cincinnati Bengals	12-4	Playoffs (0-1)
2016	Defensive Coord.	Miami Dolphins	10-6	Playoffs (0-1)
2017	Head Coach	Denver Broncos	5-11	
2018	Head Coach	Denver Broncos	6-8	

## BREAKDOWN OF VANCE JOSEPH'S RECORD COACHING FOOTBALL

Category	W	L	T	Pct.
Regular season record as an NFL head coach	11	19	0	.367
Postseason record as an NFL head coach	--	--	--	--
Overall record as an NFL head coach	11	19	0	.367
Regular season record as an NFL assistant coach	93	98	1	.490
Postseason record as an NFL assistant coach	2	5	0	.286
Overall record as an NFL assistant coach	95	103	1	.480
Overall record as an NFL coach	106	121	1	.467
Regular season record as a collegiate assistant coach	35	24	0	.593
Postseason record as a collegiate assistant coach	2	2	0	.500
Overall record as a collegiate assistant coach	37	26	0	.587
<b>Overall record coaching football</b>	<b>143</b>	<b>148</b>	<b>1</b>	<b>.491</b>

## 2018 BRONCOS ASSISTANT COACHING STAFF

### (S) - Sideline; (B) Coaching Booth

#### OFFENSE

Bill Musgrave (S)	Offensive Coordinator
Zach Azzanni (S)	Wide Receivers
Geep Chryst (S)	Tight Ends
Christopher Kragthorpe (B)	Offensive Quality Control
Klint Kubiak (B)	Offensive Asst./Quarterbacks
Sean Kugler (S)	Offensive Line - Centers/Guards
Curtis Modkins (S)	Running Backs
Chris Strausser (S)	Offensive Line - Tackles
Mike Sullivan (S)	Quarterbacks

#### DEFENSE

Joe Woods (S)	Defensive Coordinator
Chris Beake (B)	Assistant Defensive Line
Charles Gordon (B)	Defensive Quality Control
Reggie Herring (S)	Linebackers
Bill Kollar (S)	Defensive Line
Marcus Robertson (S)	Defensive Backs
Greg Williams (B)	Defensive Backs

#### SPECIAL TEAMS

Tom McMahon (S)	Special Teams Coordinator
Chris Gould (S)	Assistant Special Teams

#### STRENGTH AND CONDITIONING

Loren Landow (S)	Strength and Conditioning
Anthony Lomando (S)	Assistant Strength and Conditioning
Cedric Smith (S)	Assistant Strength and Conditioning
Tyler Hill (S)	Assistant Strength and Conditioning



## BRONCOS SELLOUT STREAK PASSES 400



The Broncos' Week 9 game against Houston represented their 400th consecutive sellout, extending their NFL record streak for a single city.

Denver's sellout streak, which includes 379 regular-season games and 22 playoff contests, began in Week 1 of the 1970 season.

### LONGEST CURRENT HOME SELLOUT STREAKS IN A SINGLE CITY (INCLUDES POSTSEASON)

Team	Date Started (Opponent)	Streak
1. Denver	Sept. 27, 1970 (vs. Pittsburgh)	402
2. Pittsburgh	Sept. 17, 1972 (vs. Oakland)	396
3. N.Y. Giants	Sept. 15, 1974 (vs. Washington)	364
4. Green Bay	Oct. 2, 1960 (vs. Detroit)	362*

\*Does not include 107 home games played in Milwaukee between 1960-94

## BRONCOS COLLEGE FREE AGENT HISTORY



In 14 of the last 15 years, at least one rookie college free agent made the Broncos' active roster out of training camp for the first week of the regular season.

In 2018, linebacker Alexander Johnson and running back Phillip Lindsay made Denver's Week 1 roster to give the Broncos 22 such players since 1997.

Among Denver's key CFA signings is three-time Pro Bowl cornerback Chris Harris Jr., who was acquired by the team in 2011 from the University of Kansas (in the photo he's shown in the No. 38 jersey he wore during his first training camp).

### COLLEGE FREE AGENTS TO MAKE DENVER'S 53-MAN ROSTER OUT OF TRAINING CAMP, SINCE 1997

Year	Player	College
1997	DT David Richie	Washington
1998	DE Cyron Brown	Western Illinois
2002	CB Lenny Walls	Boston College
2004	CB Roc Alexander	Washington
2005	TE Wesley Duke	Mercer
2006	RB Mike Bell	Arizona
2007	RB Selvin Young	Texas
2008	P Brett Kern	Toledo
2008	T Tyler Polumbus	Colorado
2008	ILB Wesley Woodyard	Kentucky
2009	DL Chris Baker	Hampton
2010	CB Cassius Vaughn	Mississippi
2011	CB Chris Harris	Kansas
2012	LS Aaron Brewer	San Diego State
2012	LB Steven Johnson	Kansas
2013	RB C.J. Anderson	California
2014	WR Isaiah Burse	Fresno State
2014	RB Juwan Thompson	Duke
2016	NT Kyle Peko	Oregon State
2017	S Jamal Carter	Miami
2018	ILB Alexander Johnson	Tennessee
2018	RB Phillip Lindsay	Colorado

## DECADES OF SUCCESS

The Broncos are in their sixth decade of professional football, looking to build off a body of work that ranks as the most consistent in the NFL in terms of winning over the last four decades.

Denver is one of just four teams to record three 90+ win decades since 1960 and the only organization to do so in each of the last three decades.


### BRONCOS REGULAR-SEASON RECORD BY DECADE

Decade	W	L	T	Pct.	Playoff Berths	Win Rk.
1960s	39	97	4	.287	0	22nd
1970s	75	64	5	.539	3	8th
1980s	93	58	1	.615	5	4th
1990s	94	66	0	.588	5	7th
2000s	93	67	0	.581	4	6th
2010s	82	60	0	.577	5	T-7th
<b>TOTALS</b>	<b>476</b>	<b>412</b>	<b>10</b>	<b>.536</b>	<b>22</b>	<b>6th</b>

### MOST DECADES WITH 90+ REGULAR SEASON WINS, SINCE 1960

Team	90+ Win Decades	Decades (Win Total)
1. Denver	3	1980s (93), 1990s (94), 2000s (93)
Green Bay	3	1960s (96), 1990s (93), 2000s (95)
Miami	3	1970s (104), 1980s (94), 1990s (95)
Pittsburgh	3	1970s (99), 1990s (93), 2000s (103)

## BRONCOS RANK SECOND IN SUPER BOWL APPEARANCES



Denver's eight Super Bowl appearances are tied for the second most in NFL history.

### MOST SUPER BOWL APPEARANCES, NFL HISTORY

Team	No.
1. New England	9
2. Denver	8
Dallas	8
Pittsburgh	8
5. San Francisco	6

### DENVER BRONCOS SUPER BOWL SEASONS/RESULTS

Season	Coach	Opponent	Result
1977	Red Miller	Dallas	L, 27-10
1986	Dan Reeves	N.Y. Giants	L, 39-20
1987	Dan Reeves	Washington	L, 42-10
1989	Dan Reeves	San Francisco	L, 55-10
1997	Mike Shanahan	Green Bay	W, 31-24
1998	Mike Shanahan	Atlanta	W, 34-19
2013	John Fox	Seattle	L, 43-8
2015	Gary Kubiak	Carolina	W, 24-10

## DENVER OWNS MOST AFC WEST CROWNS

Denver has won 15 AFC West titles to represent the most among division members.

### MOST AFC WEST DIVISION TITLES

Team	No.
1. Denver	15
2. Oakland	12
3. L.A. Chargers	10
4. Kansas City	8
5. Seattle	2





## BRONCOS SUCCESSFUL IN OVERTIME

The Denver Broncos own the most overtime wins in professional football history (28) with their .604 win percentage (28-18-2) ranking third all-time since the system was instituted in 1974.

### MOST OVERTIME WINS, REGULAR SEASON, NFL HISTORY

Team	W	L	T	Pct.
1. Denver	28	18	2	.604
2. Arizona	26	16	3	.611
3. Washington	25	16	2	.605
Chicago	25	21	0	.543
5. N.Y. Jets	24	18	2	.568

## DENVER'S YOUTH ON DISPLAY

Seven different rookies have combined to start 46 games for the Broncos this season. With two games left, that already ranks as the fourth-most games started by a rookie class in franchise history.

Led by outside linebacker Bradley Chubb (14 GS), running back Royce Freeman (7 GS), inside linebacker Josey Jewell (7 GS), running back Phillip Lindsay (7 GS) and wide receiver Courtland Sutton (7 GS), Denver's 2018 rookie class is the only one in team history with five different players starting at least seven games.

### MOST COMBINED STARTS BY A BRONCOS ROOKIE CLASS

Year	Rookies	GS
1. 2011	7	56
2. 2008	8	55
3. 1989	6	48
4. 2018	7	46
5. 2010	5	44

### BRONCOS ROOKIES TO START IN 2018

Player	Pos.	GS
1. Bradley Chubb	OLB	14
2. Royce Freeman	RB	7
Josey Jewell	ILB	7
Phillip Lindsay	RB	7
Courtland Sutton	WR	7
6. DaeSean Hamilton	WR	3
7. Isaac Yiadom	CB	1

## ROOKIES STEPPING UP



Thirteen different rookies have played for Denver this season with their 4,047 combined snaps played representing the seventh-most by an NFL rookie class this year.

### MOST COMBINED SNAPS BY A ROOKIE CLASS, 2018

Team	No. of Rookies	Snaps
1. Indianapolis	12	5,361
2. Cleveland	14	5,144
3. San Francisco	12	4,398
4. Oakland	13	4,332
5. Green Bay	14	4,322
6. N.Y. Giants	13	4,208
7. Denver	13	4,047

### SNAPS PLAYED BY BRONCOS ROOKIES, 2018

Player	Pos.	Snaps	Player	Pos.	Snaps
Bradley Chubb	OLB	763	Royce Freeman	RB	239
Courtland Sutton	WR	706	Colby Wadman	P	70
Josey Jewell	ILB	661	Jeff Holland	OLB	21
Phillip Lindsay	RB	496	Alexander Johnson	ILB	13
DaeSean Hamilton	WR	429	Trey Marshall	S	11
Isaac Yiadom	CB	356	Sam Jones	G	10
Keishawn Bierria	ILB	272			

## ROOKIE TRIO MAKING MAJOR IMPACT

Denver's top offensive rookie trio—running backs Phillip Lindsay and Royce Freeman, along with wide receiver Courtland Sutton—have combined for 2,303 yards from scrimmage in 2018. That total represents the fourth-most yards ever by a rookie trio through 14 games (and the most since the 1999 Indianapolis Colts).



### MOST YARDS FROM SCRIMMAGE BY A ROOKIE TRIO THROUGH 14 GAMES (SINCE 1970 MERGER)

Team	Year	Yards	Rookie(s)
1. Indianapolis	1999	2,486	Edgerrin James (1,935) Terrence Wilkins (514) Paul Shields (37)
2. L.A. Rams	1983	2,434	Eric Dickerson (2,006) Henry Ellard (217) Otis Grant (211)
3. San Diego	1974	2,354	Don Woods (1,511) Harrison Davis (425) Bo Matthews (418)
4. Denver	2018	2,303	Phillip Lindsay (1,221) Courtland Sutton (613) Royce Freeman (469)
5. Cincinnati	1973	2,301	Boobie Clark (1,335) Isaac Curtis (832) Lenvil Elliott (134)

## LINDSAY ON AN HISTORIC PACE

Running back Phillip Lindsay is the only NFL player through 15 weeks to rank in the Top 5 in rushing yards (991 - 5th), rushing average (5.5 - 2nd) and rushing touchdowns (9 - T-5th).

### PHILLIP LINDSAY'S NFL RANKS

Statistic	No.	Rk.
Rushing Yards	991	5th
Rushing Average	5.5	2nd
Rushing Touchdowns	9	T-5th
Rushing Yds. Before Contact	712	2nd
10+Yard Rushes	29	T-2nd

## LINDSAY NEARING 1,000 YARDS

Phillip Lindsay is nine yards away from becoming just the third undrafted rookie in history (since the 1970 NFL merger) to reach 1,000 yards. He would also become just the sixth Broncos rookie to reach 1,000 yards in a single season.

### MOST RUSHING YARDS BY AN UNDRAFTED ROOKIE, SINCE 1970 NFL MERGER

Player	Year	Att.	Yds.	Avg.	TD
1. Dominic Rhodes, Ind.	2001	233	1,104	4.7	9
2. LeGarrette Blount, T.B.	2010	201	1,007	5.0	6
3. Phillip Lindsay, Den.	2018	182	991	5.5	9
4. Thomas Rawls, Sea.	2015	147	830	5.7	4
5. Fred Lane, Car.	1997	182	809	4.4	7

### MOST RUSHING YARDS BY A ROOKIE, BRONCOS HISTORY

Player	Year	GP	Yds.
1. Clinton Portis	2002	16	1,508
2. Mike Anderson	2000	16	1,500
3. Olandis Gary	1999	12	1,159
4. Bobby Humphrey	1989	16	1,151
5. Terrell Davis	1995	14	1,117
6. Phillip Lindsay	2018	14	991



## LINDSAY LEADS NFL IN RUSHING AVERAGE



Running back Phillip Lindsay ranks second in the NFL with his 5.5-yard rushing average through Week 15.

Lindsay averaged at least seven yards per carry in Games 10-12. He was the first NFL player in 11 seasons (Fred Taylor, 2007) and the first rookie in 25 years (Jerome Bettis, 1993) to accomplish that feat in three consecutive games (min. 10 att.).

### NFL RUSHING AVERAGE LEADERS (THROUGH WEEK 15)

Player	Att.	Yds.	Avg.	TD
1. Aaron Jones, G.B.	133	728	5.5	8
2. <b>Phillip Lindsay, Den.</b>	<b>182</b>	<b>991</b>	<b>5.5</b>	<b>9</b>
3. Kerryon Johnson, Det.	118	641	5.4	3
4. Matt Breida, S.F.	149	794	5.3	3
5. Nick Chubb, Cle.	164	860	5.2	8

### PHILLIP LINDSAY'S RUSHING TOTALS, GAMES 10-12

Opponent (Date)	Att.	Yds.	Avg.	TD
at L.A. Chargers (11/18)	11	79	7.2	2
vs. Pittsburgh (11/25)	14	110	7.9	1
at Cincinnati (12/2)	19	157	8.3	2

## LINDSAY A HOMEGROWN TALENT

Broncos running back Phillip Lindsay, who was signed by Denver as a college free agent, is just the 18th individual to play a game at the high school, college and NFL levels in Colorado.

The first player from the Broncos Futures Football (middle school) program to sign an NFL contract, Lindsay starred at Denver's South High School before attending the University of Colorado.



### PLAYERS TO PLAY IN HIGH SCHOOL, COLLEGE & NFL IN COLORADO

Player	High School	College	Yrs. w/Denver*
Gary Henson	East (Denver)	Colorado	1964
Mike Schnitker	Lakewood	Colorado	1969-74
Bobby Anderson	Boulder	Colorado	1970-73
Ed Smith	George Washington (Denver)	Colorado College	1973-75
Earlie Thomas	Annunciation (Denver)	Colorado State	1975
Larry Brunson	Cortez	Mesa State/Colorado	1980
Laval Short	Columbine (Littleton)	Colorado	1980
Rick Dennison	Rocky Mountain (Ft. Collins)	Colorado State	1982-90
Dave Logan	Wheat Ridge	Colorado	1984
Keli McGregor	Lakewood	Colorado State	1985
Tom Rouen	Heritage (Littleton)	Colorado	1993-2002
Jeff Campbell	Battle Mountain (Edwards)	Colorado	1994
Erik Pears	John F. Kennedy (Denver)	Colorado State	2006-08
Daniel Graham	Thomas Jefferson (Denver)	Colorado	2007-10
Tyler Polumbus	Cherry Creek (Greenwood Village)	Colorado	2008-09, '15
Joel Dreessen	Fort Morgan	Colorado State	2012-13
Ben Garland	Central (Grand Junction)	Air Force	2014
<b>Phillip Lindsay</b>	<b>South (Denver)</b>	<b>Colorado</b>	<b>2018</b>

\*Includes only seasons on Denver's active roster

## LINDSAY HAS A DEBUT TO REMEMBER

Broncos running back Phillip Lindsay totaled 71 yards on 15 carries (4.7 avg.) and added two receptions for 31 yards, including a 29-yard touchdown reception in his NFL debut in Week 1 against Seattle.

Lindsay is just the third undrafted player in the common draft era (since 1967) to total at least 100 yards and a touchdown from scrimmage in his NFL debut.

### UNDRAFTED PLAYERS WITH 100 YARDS AND A TOUCHDOWN IN THEIR PRO DEBUT (SINCE 1967 - COMMON DRAFT ERA)

Player	Opp. (Date)	Rush	Rec.	Tot. Yds.	TD
Bobby Johnson, NYG	vs. Phi. (9/2/84)	0	137	137	2
Allen Hurns, Jac.	at Phi. (9/7/14)	0	110	110	2
<b>Phillip Lindsay, Den.</b>	<b>vs. Sea. (9/9/18)</b>	<b>71</b>	<b>31</b>	<b>102</b>	<b>1</b>

## LINDSAY'S FIRST START A SUCCESS

Phillip Lindsay made his first career start in Week 8 at Kansas City and totaled the most rushing yards (95) in team history by a rookie in his starting debut.

### MOST RUSHING YDS. BY A BRONCOS ROOKIE IN HIS STARTING DEBUT

Player	Opp. (Date)	Att.	Yds.	Avg.	TD
1. <b>Phillip Lindsay</b>	<b>at K.C. (10/28/18)</b>	<b>18</b>	<b>95</b>	<b>5.3</b>	<b>1</b>
2. Selvin Young	vs. G.B. (10/29/07)	18	71	3.9	0
3. Mike Bell	at Pit. (11/5/06)	17	28	1.6	0

## ROOKIE BACKS PACING GROUND GAME

Broncos rookie running backs Phillip Lindsay and Royce Freeman have combined for 1,431 rushing yards this season and both rank among the Top 10 rookies in rushing through Week 15.



Lindsay and Freeman also represent the fourth-best running back duo in the NFL, regardless of tenure, through 15 weeks.

### NFL ROOKIE RUSHING LEADERS (THROUGH WEEK 15)

Player	Att.	Yds.	Avg.	TD
1. Saquon Barkley, NYG	223	1,155	5.2	9
2. <b>Phillip Lindsay, Den.</b>	<b>182</b>	<b>991</b>	<b>5.5</b>	<b>9</b>
3. Nick Chubb, Cle.	164	860	5.2	8
4. Sony Michel, N.E.	177	765	4.3	5
5. Kerryon Johnson, Det.	118	641	5.4	3
6. Gus Edwards, Buf.	111	550	5.0	2
7. <b>Royce Freeman, Den.</b>	<b>106</b>	<b>440</b>	<b>4.2</b>	<b>5</b>
Josh Adams, Phi.	98	440	4.5	3

### TOP NFL RUNNING BACK DUOS (THROUGH WEEK 15)

Team	Players	Att.	Yds.	Avg.	TD
1. L.A. Rams	Todd Gurley	256	1,251	4.9	17
	Malcolm Brown	43	212	4.9	0
		<b>299</b>	<b>1,463</b>	<b>4.9</b>	<b>17</b>
2. Dallas	Ezekiel Elliott	286	1,349	4.7	6
	Rod Smith	30	99	3.3	0
		<b>316</b>	<b>1,448</b>	<b>4.6</b>	<b>6</b>
3. New Orleans	Alvin Kamara	187	860	4.6	12
	Mark Ingram	122	582	4.8	5
		<b>309</b>	<b>1,442</b>	<b>4.7</b>	<b>17</b>
4. <b>Denver</b>	<b>Phillip Lindsay</b>	<b>182</b>	<b>991</b>	<b>5.5</b>	<b>9</b>
	<b>Royce Freeman</b>	<b>106</b>	<b>440</b>	<b>4.2</b>	<b>5</b>
		<b>288</b>	<b>1,431</b>	<b>5.0</b>	<b>14</b>
5. Tennessee	Derrick Henry	178	882	5.0	11
	Dion Lewis	152	512	3.4	1
		<b>330</b>	<b>1,394</b>	<b>4.2</b>	<b>12</b>



## LINDSAY & FREEMAN A GREAT ROOKIE TANDEM

Broncos running backs Phillip Lindsay and Royce Freeman have each scored at least five rushing touchdowns this season to become just the third rookie running back tandem since the 1970 NFL merger to accomplish that feat.

### ROOKIE RUNNING BACK TANDEM WITH 5 RUSHING TOUCHDOWNS APIECE (SINCE 1970 NFL MERGER)

Year	Team	Rookie Tandem (Touchdowns)
1979	St. Louis	Ottis Anderson (8), Theotis Brown (7)
1986	New Orleans	Rueben Mayes (8), Dalton Hilliard (5)
2018	Denver	Phillip Lindsay (9), Royce Freeman (5)

## BRONCOS GETTING IT DONE ON THE GROUND

The Broncos have averaged 5.0 yards per rush through 14 games this season, a mark that currently stands as the best single-season figure in team history.

### HIGHEST SINGLE-SEASON RUSHING AVERAGE, BRONCOS HISTORY

	Year	Att.	Yds.	Avg.
1.	2018	344	1,725	5.01
2.	2002	457	2,266	4.96
3.	2003	543	2,629	4.84
4.	2011	546	2,632	4.82
5.	2008	387	1,862	4.81

## KEENUM GETS A FRESH START



The Broncos signed quarterback Case Keenum as an unrestricted free agent on March 14.

The sixth-year signal-caller spent the 2017 season with Minnesota, leading the Vikings to a 12-4 overall record, an NFC North Division title and an NFC Championship Game berth.

Keenum became the 20th quarterback in franchise history to start for the Broncos in Week 1.

### ALL-TIME BRONCOS WEEK 1 STARTING QUARTERBACKS

(Year indicates QB's first season as Week 1 starter)

Year	Player	Year	Player
1960	Frank Tripucka	1979	Norris Weese
1964	Jacky Lee	1980	Matt Robinson
1965	Mickey Slaughter	1983	John Elway
1967	Steve Tensi	1999	Brian Griese
1968	John McCormick	2003	Jake Plummer
1970	Pete Liske	2006	Jay Cutler
1971	Don Horn	2009	Kyle Orton
1972	Steve Ramsey	2012	Peyton Manning
1973	Charley Johnson	2016	Trevor Siemian
1977	Craig Morton	2018	Case Keenum

## KEENUM THROWS FOR 300+ IN STARTING DEBUT

Case Keenum completed 25-of-39 passes (64.1%) for 329 yards with three touchdowns and three interceptions (84.2 rtg.) against Seattle in Week 1. His 329 passing yards represent the most in franchise history for a quarterback's starting debut with the team.

### MOST PASSING YARDS IN BRONCOS STARTING DEBUT

Player	Opp. (Date)	Att.	Cmp.	Yds.	TD	INT	Rtg.
1. Case Keenum	vs. Sea. (9/9/18)	39	25	329	3	3	84.2
2. Peyton Manning	vs. Pit. (9/9/12)	26	19	253	2	0	129.2
3. Brock Osweiler	at Chi. (11/22/15)	27	20	250	2	0	127.1
4. Kyle Orton	at Cin. (9/13/09)	28	17	243	1	0	100.7
5. Ken Karcher	vs. Hou. (10/4/87)	40	22	226	1	2	59.0

## SANDERS A MULTI-DIMENSIONAL WEAPON

Wide receiver Emmanuel Sanders, who was placed on injured reserve on Dec. 5, caught, threw and rushed for a touchdown this season, becoming just the fifth wide receiver since the 1970 NFL merger to accomplish that feat.



### WIDE RECEIVERS WITH A PASSING TD, RUSHING TD & RECEIVING TD IN SAME SEASON (SINCE 1970 MERGER)

Player	Season	Rush TD	Rec. TD	Pass TD
Louis Lipps, Pit.	1988	1	5	1
Jerry Rice, S.F.	1995	1	15	1
David Patten, N.E.	2001	1	4	1
Mark Clayton, Bal.	2008	1	3	1
Emmanuel Sanders, Den.	2018	1	3	1

### BRONCOS WITH A PASSING TD, RUSHING TD & RECEIVING TD IN SAME SEASON

Player	Pos.	Season	Rush TD	Rec. TD	Pass TD
Donnie Stone	RB	1961	4	4	1
Bobby Anderson	RB	1972	1	1	1
Floyd Little	RB	1972	9	4	1
John Elway	QB	1986	1	1	19
Steve Sewell	RB	1986	1	1	1
Bobby Humphrey	RB	1989	7	1	1
Emmanuel Sanders	WR	2018	1	4	1

## SUTTON STRETCHES THE FIELD

Broncos rookie wide receiver Courtland Sutton has averaged 17.5 yards per catch on 35 receptions this season to rank fourth in the NFL.

The last NFL player to average at least 17.5 yards per reception over the course of their rookie season (min. 35 rec.) was Jacksonville's Keelan Cole (17.8) in 2017.



### HIGHEST RECEIVING AVERAGE, 2018

	Player	Rec.	Yds.	Avg.
1.	DeSean Jackson, T.B.	40	750	18.8
2.	Josh Gordon, Cle./N.E.	41	737	18.0
3.	Mike Evans, T.B.	74	1,328	17.9
4.	Courtland Sutton, Den.	35	614	17.5
5.	John Brown, Bal.	39	681	17.5

## FREEMAN GETS WEEK 1 STARTING NOD

Rookie running back Royce Freeman, who was selected by Denver in the third round (71st overall) of the 2018 NFL Draft from the University of Oregon, made his first career start in Week 1 against Seattle.

The previous two Broncos rookies to start for the team at running back in Week 1 were Pro Football Hall of Famers Terrell Davis (1995) and Floyd Little (1967).

Freeman also became the fourth-youngest Bronco to start any game at running back in the last 20 years.

### BRONCOS ROOKIES TO START AT RUNNING BACK IN WEEK 1 (SINCE 1967)

Year	Player	College
1967	Floyd Little	Syracuse
1995	Terrell Davis	Georgia
2018	Royce Freeman	Oregon





## ROOKIE FREEMAN PRODUCED IN COLLEGE



Rookie running back Royce Freeman finished his career at the University of Oregon ranked seventh all-time in rushing yards (5,621).

In 51 games (45 starts) at Oregon, Freeman became the school's all-time leader in rushing yards (5,621), rushing attempts (947), all-purpose yards (6,435), rushing touchdowns (60), total touchdowns (64), points scored (384) and 100-yard rushing games (31).

### MOST CAREER RUSHING YARDS, NCAA (FBS) HISTORY

Player	School	Years	Yards
1. Ron Dayne*	Wisconsin	1996-99	7,125
2. Tony Dorsett*	Pittsburgh	1973-76	6,526
3. Donnel Pumphrey*	San Diego State	2013-16	6,405
4. Ricky Williams	Texas	1995-98	6,279
5. Charles White*	USC	1976-79	6,245
6. DeAngelo Williams*	Memphis	2002-05	6,026
7. <b>Royce Freeman*</b>	<b>Oregon</b>	<b>2014-17</b>	<b>5,621</b>

\*Includes Bowl Game statistics

## BRONCOS SECOND IN DEFENSIVE TDs SINCE '15

The Broncos have totaled 16 defensive touchdowns (11 INT ret.; 5 FUM ret.) during the last three seasons (incl. playoffs) to rank second in the NFL during that span.



### MOST DEFENSIVE TOUCHDOWNS, NFL, 2015-pres. (incl. playoffs)


Team	INT-TD	FUM-TD	Total
1. Kansas City	10	7	17
2. <b>Denver</b>	<b>11</b>	<b>5</b>	<b>16</b>
3. Arizona	7	6	13
Atlanta	6	7	13
Jacksonville	5	8	13
Philadelphia	8	5	13

### DENVER'S DEFENSIVE TOUCHDOWNS, 2015-18

Opp. (Date)	Player	Defensive TD
vs. Bal. (9/13/15)	Aqib Talib	51-yd. INT ret.
at K.C. (9/17/15)	Bradley Roby	21-yd. FUM ret.
at Oak. (10/11/15)	Chris Harris Jr.	74-yd. INT ret.
at Cle. (10/18/15)	Aqib Talib	63-yd. INT ret.
at S.D. (12/6/15)	Danny Trevathan	25-yd. INT ret.
vs. Car. (2/7/16)	Malik Jackson	FUM rec. in EZ
vs. Ind. (9/18/16)	Aqib Talib	36-yd. INT ret.
vs. Ind. (9/18/16)	Shane Ray	15-yd. FUM ret.
vs. S.D. (10/30/16)	Bradley Roby	49-yd. INT ret.
at Jac. (12/4/16)	Bradley Roby	51-yd. INT ret.
vs. Dal. (9/17/17)	Aqib Talib	103-yd. INT ret.
at Phi. (11/5/17)	Brandon Marshall	19-yd. FUM ret.
at Mia. (12/3/17)	Justin Simmons	65-yd. INT ret.
vs. K.C. (12/31/17)	Zaire Anderson	38-yd. FUM ret.
at Ari. (10/18/18)	Todd Davis	20-yd. INT ret.
at Ari. (10/18/18)	Chris Harris Jr.	53-yd. INT ret.

## MILLER A SIX-TIME PRO BOWLER

Broncos outside linebacker Von Miller was selected to his sixth career Pro Bowl in 2017 to join Ring of Fame safety Steve Atwater and cornerback Champ Bailey as the only players to make six Pro Bowls in their first seven seasons with Denver.



### MOST PRO BOWLS BY A BRONCOS LB

Player	No.
1. Randy Gradishar	7
2. <b>Von Miller</b>	<b>6</b>
Karl Mecklenburg	6
4. Al Wilson	5
5. Tom Jackson	3

### MOST PRO BOWLS IN FIRST SEVEN SEASONS WITH BRONCOS

Player	Pos.	No.
1. <b>Von Miller</b>	<b>OLB</b>	<b>6</b>
Champ Bailey	CB	6
Steve Atwater	S	6
4. Shannon Sharpe	TE	5
Floyd Little	RB	5*

\*Total includes AFL All-Star selections

## MILLER NAMED FIRST-TEAM ALL-PRO THREE TIMES



Broncos outside linebacker Von Miller was named a first-team All-Pro selection by the Associated Press in 2016 for the third time in his career.

Miller is the ninth player in franchise history with three or more first-team selections and the first since cornerback Champ Bailey (2004-06).

### MOST FIRST-TEAM AP ALL-PRO SELECTIONS, BRONCOS HISTORY

Player	No.	Years
1. Shannon Sharpe	4	1993, '96-98
Lionel Taylor	4	1960-62, '65
3. <b>Von Miller</b>	<b>3</b>	<b>2012, '15-16</b>
Champ Bailey	3	2004-06
Terrell Davis	3	1996-98
Karl Mecklenburg	3	1985-86, '89
Rick Upchurch	3	1976, '78, '82
Rich Jackson	3	1969-70
Bud McFadin	3	1960-62

## MILLER THIRD IN HISTORY IN SACKS PER GAME

Broncos outside linebacker Von Miller ranks third in NFL history (since 1982) in sacks per game (0.84) among players who have appeared in 100 or more total contests during that span.

### MOST SACKS PER GAME (Since 1982 / min. 100 GP / incl. postseason)

Player	GP	Sk	Sk/G
1. J.J. Watt	107	95.5	0.89
2. Reggie White	251	210.0	0.84
3. <b>Von Miller</b>	<b>125</b>	<b>104.5</b>	<b>0.84</b>
4. DeMarcus Ware	186	146.0	0.78
5. Derrick Thomas	179	133.0	0.74



## MILLER TIED FOR SECOND IN SACKS IN 2018

Broncos outside linebacker Von Miller is tied for second in the NFL with 14.5 sacks through 14 games this season.

### MOST SACKS, NFL, 2018

Player	No.
1. Aaron Donald, LAR	16.5
<b>2. Von Miller, Den</b>	<b>14.5</b>
J.J. Watt, Hou.	14.5
Danielle Hunter, Min.	14.5
5. Chris Jones, K.C.	14.5

## MILLER OWNS BRONCOS SACK RECORD

Von Miller's 98 career sacks are the most in franchise history. He passed Ring of Fame linebacker Simon Fletcher with his 98th sack in Week 15 against Cleveland.

Fletcher, who held the sack record for 25 years, attended Miller's record-setting game.



### MOST CAREER SACKS, BRONCOS HISTORY

Player	Years	No.
<b>1. Von Miller</b>	<b>2011-pres.</b>	<b>98.0</b>
2. Simon Fletcher	1985-95	97.5
3. Karl Mecklenburg	1983-94	79.0
4. Barney Chavous	1973-85	75.0
5. Rulon Jones	1980-88	73.5

*\*Note: Broncos sack totals before 1982 derived from play-by-play analysis*

## MILLER FIRST IN SACKS SINCE ENTERING NFL

Von Miller's 98 career sacks are the most in the NFL since he entered the league in 2011.

He also ranks first in the NFL since 2011 with 25 forced fumbles.

### MOST SACKS, NFL, 2011-PRES.

Player	No.
<b>1. Von Miller, Den</b>	<b>98.0</b>
2. J.J. Watt, Hou.	90.5
3. Ryan Kerrigan, Was.	82.5
4. Cameron Wake, Mia.	77.0
5. Chandler Jones, Ari./N.E.	76.0

## MILLER FIFTH-FASTEST TO 100 TOTAL SACKS

Von Miller recorded his 100th total sack (including postseason) against the Chargers in Week 11.

Miller reached the century mark in 121 games to become the fifth-fastest player to reach that milestone

### FASTEST PLAYERS TO REACH 100 CAREER SACKS (INCL. POSTSEASON)

Player	Games
1. Reggie White	93
2. DeMarcus Ware	114
3. Richard Dent	119
4. Bruce Smith	120
<b>5. Von Miller</b>	<b>121</b>

## MILLER'S 10-SACK SEASONS

Broncos outside linebacker Von Miller is the only player in franchise history with seven 10-sack seasons. His five consecutive 10-sack seasons (2014-18) represent the longest current streak in the NFL.

### MOST SEASONS WITH 10+ SACKS, BRONCOS HISTORY

Player	No.	Years
<b>1. Von Miller</b>	<b>7</b>	<b>2011-12, '14-18</b>
2. Simon Fletcher	5	1989-93
3. Paul Smith	4	1970-73
4. Elvis Dumervil	3	2007, '09, '12
Rulon Jones	3	1980, '84-85
Rich Jackson	3	1968-70

### MOST 10+SACK SEASONS IN FIRST EIGHT YEARS, NFL HISTORY (Since 1982)

Player	Years	No.
1. Reggie White	1985-92	8
<b>2. Von Miller</b>	<b>2011-12, '13-18</b>	<b>7</b>
DeMarcus Ware	2006-12	7

## MILLER'S SACKS BY QUARTERBACK (46)



Von Miller has recorded at least a half sack against 46 different quarterbacks during his career.

### VON MILLER'S SACKS BY QUARTERBACK

Quarterback	No.	Quarterback	No.
Philip Rivers	16	Nick Mullens	1.0
Alex Smith	8.0	Shaun Hill	1.0
<i>Tom Brady</i>	<i>7.5</i>	Josh Freeman	1.0
Derek Carr	5.5	Robert Griffin III	1.0
Andy Dalton	5.0	Teddy Bridgewater	1.0
<i>Cam Newton</i>	<i>4.5</i>	EJ Manuel	1.0
<i>Ben Roethlisberger</i>	<i>4.0</i>	Caleb Hanie	1.0
Russell Wilson	4.0	Matt Hasselbeck	1.0
Andrew Luck	3.0	Drew Stanton	1.0
Aaron Rodgers	3.0	Josh McCown	1.0
Josh Rosen	2.0	Matt Moore	1.0
Geno Smith	2.0	Kyle Orton	1.0
Brady Quinn	2.0	Logan Thomas	1.0
Matt Ryan	2.0	Ryan Fitzpatrick	1.0
Dak Prescott	2.0	Blake Bortles	1.0
Colin Kaepernick	2.0	Tyrod Taylor	1.0
Jeff Driskel	1.5	Nick Foles	1.0
Jay Cutler	1.5	Eli Manning	1.0
Mark Sanchez	1.5	Deshaun Watson	1.0
Matt Cassel	1.5	Baker Mayfield	1.0
Carson Palmer	1.5	<i>Joe Flacco</i>	<i>0.5</i>
Jared Goff	1.5	Patrick Mahomes	0.5
Brandon Weeden	1.5	Jameis Winston	0.5

*Figures in italics include postseason totals*



## MILLER'S SACK STREAKS

Von Miller has recorded four career sack streaks spanning six or more games, including his current nine-game streak that ranks as the longest of his career. His current streak is the third-longest in team history.

### VON MILLER'S LONGEST CAREER STREAKS WITH AT LEAST A HALF SACK

Year(s)	Games	No.
1. 2018	6-13	9*
2. 2015-16	16, 1-6	7
3. 2014	2-7	6
2012	8-13	6

\*active streak

### LONGEST SACK STREAKS, BRONCOS HISTORY (GAMES W/ AT LEAST A HALF SACK)

Player	Year(s)	Games	No.
1. Simon Fletcher	1991	7-16	10
Simon Fletcher	1992-93	10-16, 1-3	10
3. Von Miller	2018	6-13	9*
4. Elvis Dumervil	2011	8-15	8
Alfred Williams	1996	5-12	8

\*active streak

### LONGEST ACTIVE NFL SACK STREAKS (GAMES W/ AT LEAST A HALF SACK)

Player	Games
1. Chris Jones, K.C.	10
2. Von Miller, Den.	9
3. Four players	3

## MILLER & CHUBB FORM NFL'S TOP PASS RUSHING DUO



Broncos outside linebackers Von Miller (14.5) and Bradley Chubb (12.0) have combined for the most sacks (26.5) in the NFL by a pass rushing duo through Week 15.

The 26.5 sacks between the pass rushers ranks as the second most quarterback takedowns for a duo in team history (Miller/Elvis Dumervil - 29.5, 2012).

### MOST COMBINED SACKS BY A PASS RUSHING DUO, 2018

Team	Tandem	Sacks
1. Denver	V. Miller (14.5) / B. Chubb (12.0)	26.5
2. Kansas City	C. Jones (14.0) / D. Ford (11.5)	25.5
3. Houston	J. Watt (14.5) / J. Clowney (8.0)	22.5
4. L.A. Rams	A. Donald (16.5) / C. Littleton (4.0)	20.5
5. Seattle	Frank Clark (12.0) / Jarran Reed (8.5)	20.5

## CHUBB TAKEN NO. 5 OVERALL

Outside Linebacker Bradley Chubb (1st Rd., No. 5) became just the fifth player to be chosen by the Broncos with a top-5 overall selection in the NFL Draft.



### HIGHEST BRONCOS DRAFT PICKS (COMMON DRAFT ERA - SINCE 1967)

Year	Pick	Name	Pos.	College
1. 2011	2	Von Miller	LB	Texas A&M
2. 1991	4	Mike Croel	LB	Nebraska
3. 1983	4	Chris Hinton	G	Northwestern
4. 2018	5	Bradley Chubb	LB	N.C. State
1972	5	Riley Odoms	TE	Houston

## CHUBB LEADS ROOKIES IN SACKS

Linebacker Bradley Chubb has totaled 12 sacks to lead all NFL rookies in 2018.

With two games remaining this season, Chubb's 12 sacks are already the most by a rookie in Broncos history and tied for the sixth most in NFL history by a rookie (since 1982).



### MOST SACKS AMONG NFL ROOKIES, 2018

Player	No.
1. Bradley Chubb, Den.	12.0
2. Darius Leonard, Ind.	7.0
3. Sam Hubbard, Cin.	6.0
4. B.J. Hill, NYG	5.0
Da'Ron Payne, Was.	5.0

### MOST SACKS BY A BRONCOS ROOKIE

Player	Year	No.
1. Bradley Chubb	2018	12.0
2. Von Miller	2011	11.5
Rulon Jones	1980	11.5
4. Mike Croel	1991	10.0
5. Elvis Dumervil	2006	8.5

### MOST SACKS BY A ROOKIE (Since 1982)

Player	Year	No.
1. Javon Kears, Ten.	1999	14.5
2. Aldon Smith, S.F.	2011	14.0
3. Dwight Freeney, Ind.	2002	13.0
4. Simeon Rice, Ari.	1996	12.5
Leslie O'Neal, S.D.	1986	12.5
6. Bradley Chubb, Den.	2018	12.0
Mark Anderson, Chi.	2006	12.0
Terrell Suggs, Bal.	2003	12.0
Julius Peppers, car.	2002	12.0
Charles Haley, S.F.	1986	12.0

## CHUBB GETS SACKS IN BUNCHES

Chubb's three sacks against the Rams in Week 6 tied the Broncos' single-game rookie record and were the most by an NFL rookie since Preston Smith (3, Was. vs. Phi., 12/26/15).

With two sacks against Arizona in Week 7, he became the first NFL rookie to total five sacks in a two-game span since Broncos defensive end Elvis Dumervil in 2006.

### MOST SACKS BY A BRONCOS ROOKIE IN A SINGLE GAME

Player	Opponent (Date)	No.
1. Bradley Chubb	vs. L.A. Rams (10/14/18)	3.0
Elvis Dumervil	at Cleveland (10/22/06)	3.0
Reggie Hayward	vs. Seattle (12/9/01)	3.0
Rulon Jones	vs. Oakland (12/14/80)	3.0

### MOST SACKS BY A ROOKIE IN BACK-TO-BACK GAMES

Player	Year	Games	No.
1. Leslie O'Neal, S.D.	1986	11-12	6.0
2. Sean McInerney, Chi.	1987	3-4	5.5
3. Bradley Chubb, Den.	2018	6-7	5.0
Elvis Dumervil, Den.	2006	5-6	5.0
Justin Smith, Cin.	2001	11-12	5.0
Chris Slade, N.E.	1993	2-3	5.0
Marco Coleman, Mia.	1992	7-8	5.0
Leslie O'Neal, S.D.	1986	10-11	5.0
Greg Townsend, LAA	1983	13-14	5.0
Vernon Maxwell, Bal.	1983	1-2	5.0





## CHUBB NAMED NFL DEFENSIVE ROOKIE OF THE MONTH

Broncos outside linebacker Bradley Chubb was named NFL Defensive Rookie of the Month for October.

### ALL-TIME BRONCOS DEFENSIVE ROOKIE OF THE MONTH WINNERS

Player	Year	Month	Statistics
LB D.J. Williams	2004	December	40 TT, 1 SK, 1 INT, 1 FF, 4 PD
LB Von Miller	2011	November	31 TT, 4.5 SK, 2 PD
<b>LB Bradley Chubb</b>	<b>2018</b>	<b>October</b>	<b>16 TT, 5.5 SK, 1 FF, 1 PD</b>

## HARRIS JR.: UNDRAFTED TO PRO BOWLER

Signed by the Broncos as a college free agent in 2011, cornerback Chris Harris Jr. is one of just five undrafted cornerbacks in pro football history to make three or more Pro Bowls with his original team.



### UNDRAFTED CBs TO MAKE MULTIPLE PRO BOWLS WITH THEIR ORIGINAL TEAM

Player	Team	Pro Bowls w/original team
Cornell Green	Dallas	5 (1967-69, '71-'72)*
Emmitt Thomas	Kansas City	5 (1968, '71-'72, '74-'75)*
Everson Walls	Dallas	4 (1981-83, '85)
Robert James	Buffalo	3 (1972-74)
<b>Chris Harris Jr.</b>	<b>Denver</b>	<b>3 (2014-16)</b>

\*Totals include AFL All-Star selections

## HARRIS JR. RACKS UP THE PICKS



Broncos cornerback Chris Harris Jr. is the only NFL player with multiple interceptions in each of the last seven seasons (2012-pres.). His seven consecutive seasons with multiple interceptions ranks as the second-longest streak in franchise history.

### MOST CONSECUTIVE SEASONS WITH MULTIPLE INTERCEPTIONS BY A BRONCO

Player	Years	No.
1. Mike Harden	1981-88	8
<b>2. Chris Harris Jr.</b>	<b>2012-18</b>	<b>7*</b>
3. Tyrone Braxton	1991-97	6
Steve Foley	1976-81	6
Goose Gosoulin	1960-65	6

\*active streak

## HARRIS JR.'S PASSES DEFENSED

Chris Harris Jr. has totaled 80 career passes defended to rank third in Broncos history since the statistic was officially tracked beginning in 1994.

### MOST PASSES DEFENSED, BRONCOS HISTORY (SINCE 1994)

Player	No.
1. Champ Bailey	122
2. Ray Crockett	108
<b>3. Chris Harris Jr.</b>	<b>80</b>
4. Steve Atwater	78*
Tyrone Braxton	78*

\*Incomplete totals

## HARRIS JR.'s PICK 6's

Broncos cornerback Chris Harris Jr. has four career interceptions returned for touchdowns to tie for the second most in franchise history.

### MOST INTERCEPTIONS RETURNED FOR TOUCHDOWNS, BRONCOS HISTORY

Player	No.
1. Aqib Talib	6
<b>2. Chris Harris Jr.</b>	<b>4</b>
Tyrone Braxton	4
Mike Harden	4
5. Five Players	3

## SIMMONS AN EVERY-SNAP PLAYER



Broncos safety Justin Simmons is one of just four NFL players that has not missed a defensive snap this season.

### NFL DEFENDERS TO PLAY EVERY SNAP

Player	Pos.	Snaps
Kiko Alonso, Mia.	LB	961
Myles Jack, Jac.	LB	901
Malcolm Jenkins, Phi.	S	929
<b>Justin Simmons, Den.</b>	<b>S</b>	<b>956</b>

## McMANUS AMONG MOST ACCURATE KICKERS IN TEAM HISTORY

Broncos kicker Brandon McManus has connected on 121-of-147 field goal attempts with his 82.3 field goal percentage representing the second-best career mark in team history (incl. postseason; min. 20 att.).

### BEST OVERALL FIELD GOAL PERCENTAGE, BRONCOS HISTORY

(Postseason included / min. 20 att.)

Player	FGM	FGA	Pct.
1. Matt Prater	150	181	82.9
<b>2. Brandon McManus</b>	<b>121</b>	<b>147</b>	<b>82.3</b>
3. Jason Elam	410	508	80.7
4. David Treadwell	106	138	76.8
5. Rich Karlis	149	211	70.6

## McMANUS' GAME-WINNERS

Kicker Brandon McManus has converted five career game-tying or game-winning field goals in the last two minutes of the fourth quarter or overtime.

### McMANUS' CAREER GAME-TYING OR GAME-WINNING FIELD GOAL

#### ATTEMPTS IN LAST TWO MIN. OF 4TH QTR. OR OVERTIME

Opp. (Date)	Qtr.	Time	Yds.	Result
<b>vs. Min. (10/4/15)</b>	<b>4</b>	<b>1:51</b>	<b>39</b>	<b>Good</b>
<b>at Cle. (10/18/15)</b>	<b>OT</b>	<b>4:56</b>	<b>34</b>	<b>Good</b>
vs. Cin. (12/28/15)	4	0:04	45	Missed
<b>vs. Cin. (12/28/15)</b>	<b>OT</b>	<b>10:00</b>	<b>37</b>	<b>Good</b>
vs. K.C. (11/27/16)	OT	1:08	62	Missed
<b>vs. Oak. (9/16/18)</b>	<b>4</b>	<b>0:06</b>	<b>39</b>	<b>Good</b>
vs. Hou. (11/4/18)	4	0:03	51	Missed
<b>at LAC (11/18/18)</b>	<b>4</b>	<b>0:00</b>	<b>34</b>	<b>Good</b>

## McMANUS FIFTH BRONCOS KICKER WITH 100 FGs

Brandon McManus kicked his 100th career regular-season field goal in Week 5 against the N.Y. Jets to become the fifth player in Broncos history to reach that mark.

### MOST FIELD GOALS, REGULAR SEASON, BRONCOS HISTORY

Player	No.
1. Jason Elam	395
2. Jim Turner	151
3. Matt Prater	141
4. Rich Karlis	137
<b>5. Brandon McManus</b>	<b>108</b>



## McMANUS' 50-YARD FIELD GOALS



Broncos kicker Brandon McManus has kicked the third-most field goals in Broncos history from 50 yards or longer. The fifth-year kicker has booted two of the nine longest field goals in Broncos history.

### MOST 50+ YARD FIELD GOALS, BRONCOS HISTORY

Player	No.
1. Jason Elam	37
2. Matt Prater	21
<b>3. Brandon McManus</b>	<b>13</b>
4. Rich Karlis	6

### BRANDON McMANUS' CAREER FIELD GOAL ATTEMPTS FROM 50+ YARDS

Year	Md.	Att.	Pct.
2014	0	2	0.0
2015	5	7	71.4
2016	3	6	50.0
2017	3	4	75.0
2018	2	6	33.3
<b>Totals</b>	<b>13</b>	<b>25</b>	<b>52.0</b>

### LONGEST FIELD GOALS, BRONCOS HISTORY

Player	Opp. (Date)	Length
1. Matt Prater	vs. Tennessee (12/8/13)	64
2. Jason Elam	vs. Jacksonville (10/25/98)	63
3. Matt Prater	vs. Chicago (12/11/12)	59
Matt Prater	vs. N.Y. Jets (10/17/10)	59
<b>5. Brandon McManus</b>	vs. Baltimore (9/13/15)	57
Fred Steinfort	vs. Washington (10/13/80)	57
<b>7. Brandon McManus</b>	vs. Baltimore (9/13/15)	56
Matt Prater	at Kansas City (9/28/08)	56
Jason Elam	at Houston (11/26/95)	56

## BRONCOS LEAD NFL IN BLOCKED KICKS

The Broncos lead the NFL with four total blocked kicks having blocked two field goals, a punt and an extra point attempt.

### MOST BLOCKED KICKS, 2018

Team	BFG	BXP	BP	Total
<b>1. Denver</b>	<b>2</b>	<b>1</b>	<b>1</b>	<b>4</b>
2. N.Y. Jets	1	1	1	3
Seven teams	-	-	-	2

## SIMMONS HAS A KNACK FOR THE BLOCK



Broncos safety Justin Simmons has blocked three place kicks (2 FG, 1 PAT) in his career to tie for the second most in the NFL since he entered the league in 2016.

### MOST BLOCKED FGs/PATs, NFL, SINCE 2016

Player	BFG	BXP	Total
1. Margus Hunt, Ind.	1	3	4
<b>2. Justin Simmons, Den.</b>	<b>2</b>	<b>1</b>	<b>3</b>
Denico Autry, Ind.	0	3	3
Vincent Taylor, Mia.	3	0	3

## BRONCOS BIG GAMES VS. OAKLAND

### BRONCOS ALL-TIME 100-YARD RECEIVING GAMES (36 / 34 reg., 2 post) — vs. OAKLAND

PLAYER	PERFORMANCE	GAME
Haven Moses	5-168, 2 TD	Jan. 1, 1978, vs. Oakland*
Al Frazier	7-166, 1 TD	Oct. 15, 1961, vs. Oakland
Lionel Taylor	8-164, 0 TD	Dec. 5, 1965, at Oakland
Shannon Sharpe	13-156, 1 TD	Jan. 9, 1994, at L.A. Raiders*
Anthony Miller	7-149, 2 TD	Oct. 16, 1995, vs. Oakland
Eddie Royal	9-146, 1 TD	Sept. 8, 2008, at Oakland
Mark Jackson	7-145, 0 TD	Dec. 4, 1988, at L.A. Raiders
Shannon Sharpe	10-142, 0 TD	Nov. 24, 1997, vs. Oakland
Haven Moses	6-141, 0 TD	Dec. 14, 1980, vs. Oakland
Lionel Taylor	11-141, 2 TD	Nov. 21, 1965, vs. Oakland
Vance Johnson	7-134, 0 TD	Sept. 26, 1988, vs. L.A. Raiders
Eric Decker	8-133, 1 TD	Sept. 23, 2013, vs. Oakland
Al Denson	6-131, 2 TD	Dec. 8, 1968, at Oakland
Riley Odoms	8-128, 1 TD	Dec. 14, 1980, vs. Oakland
Wendell Hayes	5-126, 1 TD	Dec. 5, 1965, at Oakland
Mark Jackson	7-121, 0 TD	Sept. 9, 1990, at L.A. Raiders
Jerry Simmons	6-118, 1 TD	Oct. 22, 1972, at Oakland
Lionel Taylor	9-118, 0 TD	Oct. 1, 1961, at Oakland
Lionel Taylor	10-116, 1 TD	Dec. 15, 1963, at Oakland
Demaryius Thomas	8-115, 0 TD	Dec. 28, 2014, vs. Oakland
Shannon Sharpe	6-115, 2 TD	Jan. 2, 1994, at L.A. Raiders
Vance Johnson	5-115, 1 TD	Nov. 22, 1987, at L.A. Raiders
Demaryius Thomas	6-113, 2 TD	Dec. 29, 2013, at Oakland
Lionel Taylor	13-112, 0 TD	Nov. 29, 1964, vs. Oakland
Emmanuel Sanders	9-111, 0 TD	Oct. 11, 2015, at Oakland
Derek Russell	5-111, 0 TD	Oct. 18, 1993, vs. L.A. Raiders
Ashley Lelie	6-110, 0 TD	Dec. 24, 2005, vs. Oakland
Hewritt Dixon	4-109, 0 TD	Oct. 25, 1964, at Oakland
Demaryius Thomas	11-108, 0 TD	Nov. 9, 2014, at Oakland
Ashley Lelie	3-108, 1 TD	Sept. 22, 2003, vs. Oakland
Ashley Lelie	4-106, 0 TD	Dec. 22, 2002, at Oakland
Gene Prebola	4-106, 1 TD	Dec. 15, 1963, at Oakland
Demaryius Thomas	5-103, 0 TD	Sept. 30, 2012, vs. Oakland
Brandon Stokely	3-102, 0 TD	Dec. 2, 2007, at Oakland
Javon Walker	8-101, 0 TD	Sept. 16, 2007, vs. Oakland
Lionel Taylor	7-101, 2 TD	Oct. 2, 1960, vs. Oakland

\* *postseason*



## BRONCOS BIG GAMES VS. OAKLAND

### BRONCOS ALL-TIME 100-YARD RUSHING GAMES (24 / 24 reg., 0 post) — vs. OAKLAND

PLAYER	PERFORMANCE	GAME
Mike Anderson	32-187, 0 TD	Sept. 17, 2000, at Oakland
Reuben Droughns	38-176, 1 TD	Oct. 17, 2004, at Oakland
Clinton Portis	34-170, 2 TD	Nov. 30, 2003, at Oakland
Willis McGahee	20-163, 2 TD	Nov. 6, 2011, at Oakland
Terrell Davis	31-162, 1 TD	Nov. 22, 1998, vs. Oakland
Jon Keyworth	15-148, 1 TD	Nov. 24, 1974, at Oakland
Otis Armstrong	29-146, 0 TD	Nov. 24, 1974, at Oakland
Travis Henry	26-128, 0 TD	Sept. 16, 2007, vs. Oakland
Joe Dudek	23-128, 2 TD	Oct. 12, 1987, vs. L.A. Raiders
Sammy Winder	34-126, 0 TD	Oct. 28, 1984, at L.A. Raiders
Bobby Humphrey	31-125, 0 TD	Dec. 3, 1989, at L.A. Raiders
Knowshon Moreno	32-119, 1 TD	Dec. 6, 2013 at Oakland
Tony Dorsett	32-119, 2 TD	Sept. 26, 1988, vs. L.A. Raiders
Sammy Winder	20-119, 0 TD	Sept. 25, 1983, vs. L.A. Raiders
Tim Tebow	13-118, 0 TD	Nov. 6, 2011, at Oakland
Willis McGahee	19-112, 1 TD	Sept. 30, 2012, vs. Oakland
Correll Buckhalter	14-108, 0 TD	Sept. 27, 2009, at Oakland
Aaron Craver	20-108, 1 TD	Dec. 24, 1995, at Oakland
Terrell Davis	28-104, 0 TD	Sept. 20, 1998, at Oakland
Gaston Green	18-103, 0 TD	Nov. 10, 1991, vs. L.A. Raiders
Reuben Droughns	28-102, 1 TD	Nov. 28, 2004, vs. Oakland
Rob Lytle	18-102, 1 TD	Nov. 25, 1979, vs. Oakland
Rod Bernstine	23-101, 0 TD	Oct. 18, 1993, vs. L.A. Raiders
Phillip Lindsay	14-107, 0 TD	Sep. 16, 2018, vs. Oakland

### BRONCOS ALL-TIME 300-YARD PASSING GAMES (15 / 14 reg. 1 post) — vs. OAKLAND

PLAYER	PERFORMANCE	GAME
Peyton Manning	32-37-0, 374 yds., 3 TD	Sept. 23, 2013, vs. Oakland
Jacky Lee	18-35-1, 370 yds., 1 TD	Dec. 5, 1965, at Oakland
John Elway	25-36-0, 361 yds., 3 TD	Jan. 2, 1994, at L.A. Raiders
Charley Johnson	20-28-0, 361 yds., 2 TD	Oct. 22, 1972, at Oakland
Peyton Manning	31-44-2, 340 yds., 5 TD	Nov. 9, 2014, at Oak.
Peyton Manning	30-38-0, 338 yds., 3 TD	Sept. 30, 2012, vs. Oakland
Craig Morton	18-30-1, 338 yds., 1 TD	Dec. 14, 1980, vs. Oakland
John Elway	23-46-0, 324 yds., 2 TD	Oct. 16, 1995, vs. Oakland
John Elway	29-49-3, 324 yds., 2 TD	Dec. 4, 1988, at L.A. Raiders
John Elway	24-41-1, 320 yds., 2 TD	Dec. 24, 1995, at Oakland
Peyton Manning	26-36-1, 310 yds., 1 TD	Dec. 6, 2012 at Oakland
John Elway	26-46-0, 309 yds., 1 TD	Oct. 19, 1997, at Oakland
Brock Osweiler	35-51-0, 308 yds., 0 TD	Dec. 15, 2015, vs. Oakland
Kyle Orton	24-46-1, 304 yds., 1 TD	Sept. 12, 2011, vs. Oakland
John Elway	29-47-1, 302 yds., 3 TD	Jan. 9, 1994, at L.A. Raiders*
Jay Cutler	16-24-0, 300 yds., 2 TD	Sept. 8, 2008, at Oakland

\* *postseason*

## BRONCOS PLAYER CAREER STATS VS. OAKLAND

### OUTSIDE LINEBACKER SHAQUIL BARRETT — vs. OAKLAND

	G/S	W-L	UT	A	TT	S-Yds.	I-Yds.	PD	FF	FR	SpTK
10/11/15 at Oak.	1/0	W	2	2	4	1-7	0-0	0	1	0	3
12/13/15 vs. Oak.	1/1	L	3	0	3	1-12	0-0	0	0	0	1
11/6/16 at Oak.	1/0	L	3	1	4	0-0	0-0	0	0	0	1
1/1/17 vs. Oak	1/0	W	2	0	2	0-0	0-0	0	0	0	0
10/1/17 vs. Oak	1/1	W	2	0	2	0-0	0-0	0	0	0	0
11/26/17 at Oak	1/1	L	2	0	2	1-5	0-0	0	1	1	0
9/16/18 vs. Oak	1/1	W	2	1	3	0-0	0-0	0	0	0	0
<b>REG. SEASON TOTALS</b>	<b>7/4</b>	<b>4-3</b>	<b>16</b>	<b>4</b>	<b>20</b>	<b>3-24</b>	<b>0-0</b>	<b>0</b>	<b>2</b>	<b>1</b>	<b>5</b>

### INSIDE LINEBACKER KEISHAWN BIERRIA — vs. OAKLAND

	G/S	W-L	UT	A	TT	S-Yds.	I-Yds.	PD	FF	FR	SpTK
9/16/18 vs. Oak.	1/0	W	0	0	0	0-0	0-0	0	0	0	0
<b>REG. SEASON TOTALS</b>	<b>1/0</b>	<b>1-0</b>	<b>0</b>	<b>0</b>	<b>0</b>	<b>0-0</b>	<b>0-0</b>	<b>0</b>	<b>0</b>	<b>0</b>	<b>0</b>

### RUNNING BACK DEVONTAE BOOKER — vs. OAKLAND

RUSHING								RECEIVING				
	G/S	W/L	Att.	Yds.	Avg.	LG	TD	Rec.	Yds.	Avg.	LG	TD
11/6/16 at Oak.	1/1	L	10	22	2.2	5	0	1	8	8.0	8	0
1/1/17 vs. Oak	1/0	W	14	57	4.1	12	1	2	52	26.0	43	1
10/1/17 vs. Oak	1/0	W	3	14	4.7	5	0	0	0	0.0	—	0
11/26/17 at Oak	1/0	L	6	11	1.8	4	0	2	22	11.0	19	0
9/16/18 vs. Oak	1/0	3	3	17	5.7	11	0	0	0	0.0	0	0
<b>REG. SEASON TOTALS</b>	<b>5/1</b>	<b>3-2</b>	<b>33</b>	<b>104</b>	<b>3.5</b>	<b>12</b>	<b>1</b>	<b>5</b>	<b>82</b>	<b>15.0</b>	<b>43</b>	<b>1</b>

### CORNERBACK TRAMAINÉ BROCK — vs. OAKLAND

	G/S	W-L	UT	A	TT	S-Yds.	I-Yds.	PD	FF	FR	SpTK
9/16/18 vs. Oak.	1/0	W	5	1	6	0-0	0-0	1	0	0	0
<b>REG. SEASON TOTALS</b>	<b>1/0</b>	<b>1-0</b>	<b>5</b>	<b>1</b>	<b>6</b>	<b>0-0</b>	<b>0-0</b>	<b>1</b>	<b>0</b>	<b>0</b>	<b>0</b>

### OUTSIDE LINEBACKER BRADLEY CHUBB — vs. OAKLAND

	G/S	W-L	UT	A	TT	S-Yds.	I-Yds.	PD	FF	FR	SpTK
9/16/18 vs. Oak.	1/1	W	2	1	3	0-0	0-0	0	0	0	0
<b>REG. SEASON TOTALS</b>	<b>1/1</b>	<b>1-0</b>	<b>2</b>	<b>1</b>	<b>3</b>	<b>0-0</b>	<b>0-0</b>	<b>0</b>	<b>0</b>	<b>0</b>	<b>0</b>

### INSIDE LINEBACKER TODD DAVIS — vs. OAKLAND

	G/S	W-L	UT	A	TT	S-Yds.	I-Yds.	PD	FF	FR	SpTK
12/28/14 vs. Oak.	1/1	W	5	1	6	0-0	0-0	2	0	0	0
10/11/15 at Oak.	1/0	W	1	1	2	0-0	0-0	0	0	0	0
12/13/15 vs. Oak.	1/1	L	4	0	4	0-0	0-0	0	0	0	0
11/6/16 at Oak.	1/1	L	4	0	4	0-0	0-0	0	0	0	0
1/1/17 vs. Oak	1/1	W	2	3	5	0-0	0-0	0	0	0	0
10/1/17 vs. Oak	1/1	W	1	2	3	0-0	0-0	0	0	0	0
11/26/17 at Oak	1/1	L	3	5	8	0-0	0-0	0	0	0	0
9/16/18 vs. Oak	1/1	W	4	1	5	0-0	0-0	0	0	0	0
<b>REG. SEASON TOTALS</b>	<b>8/7</b>	<b>5-3</b>	<b>24</b>	<b>13</b>	<b>37</b>	<b>0-0</b>	<b>0-0</b>	<b>2</b>	<b>0</b>	<b>0</b>	<b>0</b>

### RUNNING BACK ROYCE FREEMAN — vs. OAKLAND

RUSHING								RECEIVING				
	G/S	W/L	Att.	Yds.	Avg.	LG	TD	Rec.	Yds.	Avg.	LG	TD
9/16/18 vs. Oak	1/1	1	8	28	3.5	14	1	0	0	0.0	—	0
<b>REG. SEASON TOTALS</b>	<b>1/1</b>	<b>1-0</b>	<b>8</b>	<b>28</b>	<b>3.5</b>	<b>14</b>	<b>1</b>	<b>0</b>	<b>0</b>	<b>0.0</b>	<b>—</b>	<b>0</b>

## BRONCOS PLAYER CAREER STATS VS. OAKLAND

### DEFENSIVE END ADAM GOTSIS — vs. OAKLAND

	G/S	W-L	UT	A	TT	S-Yds.	I-Yds.	PD	FF	FR	SpTK
11/6/16 at Oak.	1/0	L	0	1	1	0-0	0-0	0	0	0	0
1/1/17 vs. Oak	1/0	W	1	0	1	0-0	0-0	0	0	1	0
10/1/17 vs. Oak.	1/1	W	1	0	1	0-0	0-0	0	0	0	0
11/26/17 at Oak.	1/0	L	0	0	0	0-0	0-0	0	0	0	0
9/16/18 vs. Oak.	1/0	W	1	1	2	0-0	0-0	0	0	0	0
<b>REG. SEASON TOTALS</b>	<b>5/1</b>	<b>3-2</b>	<b>3</b>	<b>2</b>	<b>5</b>	<b>0-0</b>	<b>0-0</b>	<b>0</b>	<b>0</b>	<b>1</b>	<b>0</b>

### WIDE RECEIVER DAESEAN HAMILTON — vs. OAKLAND

	G/S	W-L	RECEIVING					KICK RETURNS				
			Rec.	Yds.	Avg.	LG	TD	Att.	Yds.	Avg.	LG	TD
9/16/18 vs. Oak.	1/0	W	0	0	0.0	0	0	0	0	0.0	—	0
<b>REG. SEASON TOTALS</b>	<b>1/0</b>	<b>1-0</b>	<b>0</b>	<b>0</b>	<b>0.0</b>	<b>0</b>	<b>0</b>	<b>0</b>	<b>0</b>	<b>0.0</b>	<b>—</b>	<b>0</b>

### CORNERBACK CHRIS HARRIS JR. — vs. OAKLAND

	G/S	W-L	UT	A	TT	S-Yds.	I-Yds.	PD	FF	FR	SpTK
9/12/11 vs. Oak.	1/0	L	0	0	0	0-0	0-0	0	0	0	0
11/6/11 at Oak.	1/1	W	8	2	10	0-0	1-15	1	0	0	0
9/30/12 vs. Oak.	1/0	W	3	0	3	1-11	0-0	0	0	0	0
12/6/12 at Oak.	1/1	W	1	0	1	0-0	0-0	0	0	0	0
9/23/13 vs. Oak.	1/1	W	4	1	5	0-0	0-0	0	0	0	0
12/29/13 at Oak.	1/1	W	2	0	2	0-0	0-0	0	0	0	0
11/9/14 at Oak.	1/1	W	4	0	4	0-0	0-0	1	0	1	0
12/28/14 vs. Oak.	1/1	W	1	1	2	0-0	0-0	1	0	0	0
10/11/15 at Oak.	1/1	W	3	1	4	0-0	1-74	2	0	0	0
12/13/15 vs. Oak.	1/1	L	4	0	4	0-0	0-0	1	0	0	0
11/6/16 at Oak.	1/1	L	6	0	6	0-0	0-0	0	0	0	0
1/1/17 vs. Oak	1/0	W	1	0	1	0-0	0-0	0	0	0	0
10/1/17 vs. Oak	1/1	W	3	2	5	0-0	0-0	1	0	0	0
11/26/17 at Oak	1/1	L	2	1	3	0-0	0-0	0	0	0	0
9/16/18 vs. Oak	1/1	W	3	0	3	0-0	0-0	0	0	0	0
<b>REG. SEASON TOTALS</b>	<b>15/12</b>	<b>11-4</b>	<b>45</b>	<b>8</b>	<b>53</b>	<b>1-11</b>	<b>2-89</b>	<b>7</b>	<b>0</b>	<b>1</b>	<b>0</b>

### DEFENSIVE END SHELBY HARRIS — vs. OAKLAND

	G/S	W-L	UT	A	TT	S-Yds.	I-Yds.	PD	FF	FR	SpTK
10/1/17 vs. Oak.	1/0	W	1	0	1	1-4	0-0	0	0	0	0
11/26/17 at Oak.	1/0	L	1	2	3	0.5-2	0-0	0	0	0	0
9/16/18 vs. Oak.	1/0	W	1	0	1	0-0	0-0	0	0	0	0
<b>REG. SEASON TOTALS</b>	<b>3/0</b>	<b>2-1</b>	<b>3</b>	<b>2</b>	<b>5</b>	<b>1.5-6</b>	<b>0-0</b>	<b>0</b>	<b>0</b>	<b>0</b>	<b>0</b>

### RUNNING BACK ANDY JANOVICH — vs. OAKLAND

	G/S	W/L	RUSHING					RECEIVING				
			Att.	Yds.	Avg.	LG	TD	Rec.	Yds.	Avg.	LG	TD
11/6/16 at Oak.	1/0	L	0	0	0.0	—	0	0	0	0.0	—	0
10/1/17 vs. Oak	1/0	W	0	0	0.0	—	0	0	0	0.0	—	0
11/26/17 at Oak	1/1	L	1	4	4.0	4	0	0	0	0.0	—	0
9/16/18 vs. Oak	1/0	W	0	0	0.0	0	0	0	0	0.0	—	0
<b>REG. SEASON TOTALS</b>	<b>4/1</b>	<b>2-2</b>	<b>1</b>	<b>4</b>	<b>4.0</b>	<b>—</b>	<b>0</b>	<b>0</b>	<b>0</b>	<b>0.0</b>	<b>—</b>	<b>0</b>

### INSIDE LINEBACKER JOSEPH JONES — vs. OAKLAND

	G/S	W-L	UT	A	TT	S-Yds.	I-Yds.	PD	FF	FR	SpTK
11/26/17 at Oak.	1/0	L	0	0	0	0-0	0-0	0	0	0	0
9/16/18 vs. Oak.	1/0	W	0	0	0	0-0	0-0	0	0	0	0
<b>REG. SEASON TOTALS</b>	<b>2/0</b>	<b>1-1</b>	<b>0</b>	<b>0</b>	<b>0</b>	<b>0-0</b>	<b>0-0</b>	<b>0</b>	<b>0</b>	<b>0</b>	<b>0</b>



## BRONCOS PLAYER CAREER STATS VS. OAKLAND

### QUARTERBACK CASE KEENUM — vs. OAKLAND

	G/S	W/L	PASSING									RUSHING				
			Att.	Cmp.	Pct.	Yds.	TD	INT	LG	S-Yds.	Rtg.	Att.	Yds.	Avg.	LG	TD
11/17/13 vs. Oak.*	1/1	L	24	13	54.2	170	1	1	42t	2-21	73.3	0	0	—	—	
9/16/18 at Oak.	1/1	W	35	19	54.3	222	0	1	26	1-5	61.8	3	16	5.3	8	1
REG. SEASON TOTALS	2/2	1-1	59	32	54.2	392	1	2	42t	3-26	66.5	3	16	5.3	8	1

\* - w/Houston

### DEFENSIVE END ZACH KERR — vs. OAKLAND

	G/S	W-L	UT	A	TT	S-Yds.	I-Yds.	PD	FF	FR	SpTK
10/1/17 vs. Oak.	1/0	L	1	0	1	0-0	0-0	0	0	0	0
11/26/17 at Oak.	1/0	L	5	0	5	0-0	0-0	0	0	0	0
9/16/18 vs. Oak.	1/0	W	1	2	3	0-0	0-0	0	0	0	0
<b>REG. SEASON TOTALS</b>	<b>3/0</b>	<b>1-2</b>	<b>7</b>	<b>2</b>	<b>9</b>	<b>0-0</b>	<b>0-0</b>	<b>0</b>	<b>0</b>	<b>0</b>	<b>0</b>

### TIGHT END MATT LaCOSSE — vs. OAKLAND

	G/S	W-L	RECEIVING					RUSHING				
			Rec.	Yds.	Avg.	LG	TD	Att.	Yds.	Avg.	LG	TD
9/16/18 vs. Oak.	1/0	W	0	0	0.0	0	0	0	0	0.0	—	0
REG. SEASON TOTALS	1/0	1-0	0	0	0.0	0	0	0	0	0.0	—	0

### RUNNING BACK PHILLIP LINDSAY — vs. OAKLAND

	G/S	W/L	RUSHING					RECEIVING				
			Att.	Yds.	Avg.	LG	TD	Rec.	Yds.	Avg.	LG	TD
9/16/18 vs. Oak	1/1	1	14	107	7.6	53	0	1	4	4.0	4	0
<b>REG. SEASON TOTALS</b>	<b>1/1</b>	<b>1-0</b>	<b>14</b>	<b>107</b>	<b>7.6</b>	<b>53</b>	<b>0</b>	<b>1</b>	<b>4</b>	<b>4.0</b>	<b>4</b>	<b>0</b>

### INSIDE LINEBACKER BRANDON MARSHALL — vs. OAKLAND

	G/S	W-L	UT	A	TT	S-Yds.	I-Yds.	PD	FF	FR	SpTK
12/29/13 at Oak.	1/0	W	1	0	1	0-0	0-0	0	0	0	1
11/9/14 at Oak.	1/1	W	11	2	13	0-0	0-0	1	0	0	0
10/11/15 at Oak.	1/1	W	7	1	8	0-0	0-0	0	0	0	0
12/13/15 vs. Oak.	1/1	L	3	0	3	0-0	0-0	0	0	0	1
11/6/16 at Oak.	1/1	L	2	0	2	0-0	0-0	1	0	0	1
10/1/17 VS. Oak.	1/1	W	3	3	6	0-0	0-0	0	0	0	0
11/26/17 at Oak.	1/1	L	3	4	7	0-0	0-0	0	0	0	0
9/16/18 vs. Oak.	1/1	W	2	2	4	0-0	0-0	0	0	0	0
<b>REG. SEASON TOTALS</b>	<b>8/7</b>	<b>5-3</b>	<b>32</b>	<b>12</b>	<b>44</b>	<b>0-0</b>	<b>0-0</b>	<b>2</b>	<b>0</b>	<b>0</b>	<b>2</b>

### KICKER BRANDON McMANUS — vs. OAKLAND

	G/S	W-L	1-19	20-29	30-39	40-49	50+	LG	Total	Pct.	XM-XA	Pct.	Pts.
11/9/14 at Oak.	1/0	W	0-0	2-2	0-0	0-0	0-0	28	2-2	1.000	5-5	1.000	11
12/28/14 vs. Oak.	1/0	W	0-0	0-0	0-0	0-0	0-0	—	0-0	—	0-0	—	0
10/11/15 at Oak.	1/0	W	0-0	2-2	0-0	0-0	1-1	52	3-3	1.000	1-1	1.000	10
12/13/15 vs. Oak.	1/0	L	0-0	2-2	1-1	1-2	0-0	41	4-5	.800	0-0	—	12
11/6/16 at Oak.	1/0	L	0-0	0-0	0-0	1-1	1-1	55	2-2	1.000	2-2	1.000	8
1/1/17 vs. Oak.	1/0	W	0-0	1-1	0-0	0-1	0-0	22	1-2	.500	3-3	1.000	3
10/1/17 vs. Oak.	1/0	W	0-0	1-2	1-1	1-1	0-0	46	3-4	.750	1-1	1.000	10
11/26/17 at Oak.	1/0	L	0-0	0-0	0-0	0-0	0-0	—	0-0	—	2-2	1.000	2
9/16/18 vs. Oak.	1/0	W	0-0	0-0	2-2	0-0	0-0	39	2-2	1.000	2-2	1.000	8
<b>REG. SEASON TOTALS</b>	<b>9/0</b>	<b>6-3</b>	<b>0-0</b>	<b>8-9</b>	<b>4-4</b>	<b>3-5</b>	<b>2-2</b>	<b>55</b>	<b>17-20</b>	<b>.842</b>	<b>16-16</b>	<b>1.000</b>	<b>56</b>

## BRONCOS PLAYER CAREER STATS VS. OAKLAND

### OUTSIDE LINEBACKER VON MILLER — vs. OAKLAND

	G/S	W-L	UT	A	TT	S-Yds.	I-Yds.	PD	FF	FR	SpTK
9/12/11 vs. Oak.	1/1	L	3	2	5	0-0	0-0	0	1	0	0
11/6/11 at Oak.	1/1	W	4	1	5	0.5-3.5	0-0	0	0	0	0
9/30/12 vs. Oak.	1/1	W	4	1	5	0-0	0-0	0	0	0	0
12/6/12 at Oak.	1/1	W	3	1	4	1-10	0-0	0	1	0	0
11/9/14 at Oak.	1/1	W	4	3	7	0-0	0-0	0	0	0	0
12/28/14 vs. Oak.	1/1	W	3	1	4	1-7	0-0	0	0	0	0
10/11/15 at Oak.	1/1	W	2	0	2	1-7	0-0	0	1	1	0
12/13/15 vs. Oak.	1/1	L	3	0	3	1-9	0-0	1	1	0	0
11/6/16 at Oak.	1/1	L	1	1	2	1-5	0-0	0	0	0	0
1/1/17 vs. Oak	1/1	W	4	1	5	0-0	0-0	0	1	0	0
10/1/17 vs. Oak.	1/1	W	2	0	2	1-7	0-0	0	0	0	0
11/26/17 at Oak.	1/1	L	4	2	6	0.5-2	0-0	0	0	0	0
9/16/18 vs. Oak.	1/1	W	3	2	5	1-7	0-0	0	0	0	0
<b>REG. SEASON TOTALS</b>	<b>12/12</b>	<b>9-4</b>	<b>40</b>	<b>15</b>	<b>55</b>	<b>8-57.5</b>	<b>0-0</b>	<b>1</b>	<b>5</b>	<b>1</b>	<b>0</b>

### TIGHT END BRIAN PARKER — vs. OAKLAND

	G/S	W-L	RECEIVING					RUSHING				
			Rec.	Yds.	Avg.	LG	TD	Att.	Yds.	Avg.	LG	TD
12/6/15 at Oak.	1/0	W	0	0	0.0	0	0	0	0	0.0	—	0
1/3/16 vs. Oak.	1/0	W	0	0	0.0	0	0	0	0	0.0	—	0
<b>REG. SEASON TOTALS</b>	<b>1/0</b>	<b>2-0</b>	<b>0</b>	<b>0</b>	<b>0.0</b>	<b>0</b>	<b>0</b>	<b>0</b>	<b>0</b>	<b>0.0</b>	<b>—</b>	<b>0</b>

### SAFETY WILL PARKS — vs. OAKLAND

	G/S	W-L	UT	A	TT	S-Yds.	I-Yds.	PD	FF	FR	SpTK
11/6/16 at Oak.	1/0	L	1	1	2	0-0	0-0	0	0	0	0
1/1/17 vs. Oak	1/1	W	0	1	1	0-0	0-0	2	0	1	0
10/1/17 vs. Oak	1/0	W	5	0	5	0-0	0-0	1	0	0	1
11/26/17 at Oak.	1/0	L	2	1	3	0-0	0-0	1	0	0	0
9/16/18 vs. Oak.	1/0	W	0	0	0	0-0	0-0	0	0	0	0
<b>REG. SEASON TOTALS</b>	<b>5/0</b>	<b>3-2</b>	<b>8</b>	<b>3</b>	<b>11</b>	<b>0-0</b>	<b>0-0</b>	<b>4</b>	<b>0</b>	<b>0</b>	<b>1</b>

### WIDE RECEIVER TIM PATRICK — vs. OAKLAND

	G/S	W-L	RECEIVING					KICK RETURNS				
			Rec.	Yds.	Avg.	LG	TD	Att.	Yds.	Avg.	LG	TD
9/16/18 vs. Oak.	1/0	W	1	26	26.0	26	0	0	0	0.0	—	0
<b>REG. SEASON TOTALS</b>	<b>1/0</b>	<b>1-0</b>	<b>1</b>	<b>26</b>	<b>26.0</b>	<b>26</b>	<b>0</b>	<b>0</b>	<b>0</b>	<b>0.0</b>	<b>—</b>	<b>0</b>

### NOSE TACKLE DOMATA PEKO SR. — vs. OAKLAND

	G/S	W-L	UT	A	TT	S-Yds.	I-Yds.	PD	FF	FR	SpTK
12/10/16 vs. Oak.*	1/0	W	1	0	1	0-0	0-0	0	0	0	0
11/22/09 at Oak.*	1/1	L	1	0	1	0-0	0-0	1	0	0	0
11/25/12 vs. Oak.*	1/1	W	0	2	2	0-0	0-0	0	0	0	0
9/13/15 at Oak.*	1/1	W	0	0	0	0-0	0-0	0	0	0	0
10/1/17 vs. Oak.	1/1	W	1	0	1	0-0	0-0	0	0	0	0
11/26/17 at Oak.	1/1	L	2	4	6	0-0	0-0	0	0	0	0
9/16/18 vs. Oak.	1/1	W	5	0	5	0-0	0-0	0	0	0	0
<b>REG. SEASON TOTALS</b>	<b>7/6</b>	<b>5-2</b>	<b>10</b>	<b>6</b>	<b>16</b>	<b>0-0</b>	<b>0-0</b>	<b>1</b>	<b>0</b>	<b>0</b>	<b>0</b>

\* -w/Cincinnati

### OUTSIDE LINEBACKERS SHANE RAY — vs. OAKLAND

	G/S	W-L	UT	A	TT	S-Yds.	I-Yds.	PD	FF	FR	SpTK
10/11/15 at Oak.	1/0	W	1	1	1	1-7	0-0	0	0	0	0
12/13/15 vs. Oak.	1/0	L	1	0	1	0-0	0-0	0	0	0	0
11/6/16 at Oak.	1/1	L	2	1	4	0-0	0-0	0	0	0	0
10/1/17 vs. Oak.	1/1	W	1	0	1	0-0	0-0	0	1	0	0
11/26/17 at Oak.	1/0	L	1	1	2	0-0	0-0	0	0	0	0
9/16/18 vs. Oak.	1/0	W	0	1	1	0-0	0-0	0	0	0	0
<b>REG. SEASON TOTALS</b>	<b>6/2</b>	<b>3-3</b>	<b>6</b>	<b>4</b>	<b>10</b>	<b>1-7</b>	<b>0-0</b>	<b>0</b>	<b>1</b>	<b>0</b>	<b>0</b>

## BRONCOS PLAYER CAREER STATS VS. OAKLAND

### CORNERBACK BRADLEY ROBY — vs. OAKLAND

	G/S	W-L	UT	A	TT	S-Yds.	I-Yds.	PD	FF	FR	SpTK
11/9/14 at Oak.	1/0	W	4	0	4	0-0	1-0	2	0	0	0
12/28/14 vs. Oak.	1/0	W	3	0	3	0-0	0-0	2	0	0	0
10/11/15 at Oak.	1/0	W	2	1	3	0-0	0-0	0	0	0	0
12/13/15 vs. Oak.	1/1	L	2	0	2	0-0	0-0	1	0	0	0
11/6/16 at Oak.	1/1	L	8	1	9	0-0	0-0	0	0	0	0
1/1/17 vs. Oak	1/0	W	3	1	1	0-0	0-0	2	0	1	0
10/1/17 vs. Oak.	1/0	W	2	0	2	0-0	0-0	1	0	0	0
11/26/17 at Oak.	1/1	L	3	0	3	0-0	0-0	1	0	0	0
9/16/18 vs. Oak.	1/1	W	5	0	5	0-0	0-0	0	0	0	0
<b>REG. SEASON TOTALS</b>	<b>9/4</b>	<b>6-3</b>	<b>32</b>	<b>2</b>	<b>34</b>	<b>0-0</b>	<b>1-0</b>	<b>7</b>	<b>0</b>	<b>0</b>	<b>0</b>

### SAFETY JUSTIN SIMMONS — vs. OAKLAND

	G/S	W-L	UT	A	TT	S-Yds.	I-Yds.	PD	FF	FR	SpTK
11/6/16 at Oak.	1/0	L	0	1	1	0-0	0-0	0	0	0	1
1/1/17 vs. Oak.	1/1	W	1	0	1	0-0	1-45	1	0	0	0
10/1/17 vs. Oak.	1/1	W	1	0	1	0-0	1-0	2	0	0	0
11/26/17 at Oak.	1/1	L	3	2	5	0-0	1-0	0	0	0	0
9/16/18 vs. Oak.	1/1	W	8	1	9	0-0	1-0	0	0	0	0
<b>REG. SEASON TOTALS</b>	<b>5/4</b>	<b>3-2</b>	<b>13</b>	<b>4</b>	<b>17</b>	<b>0-0</b>	<b>2-45</b>	<b>3</b>	<b>0</b>	<b>0</b>	<b>1</b>

### SAFETY DARIAN STEWART — vs. OAKLAND

	G/S	W-L	UT	A	TT	S-Yds.	I-Yds.	PD	FF	FR	SpTK
9/19/10 at Oak.*	1/0	L	0	0	0	0-0	0-0	0	0	0	0
10/11/15 at Oak.	1/1	W	3	2	5	0-0	0-0	0	0	0	0
12/13/15 vs. Oak.	1/1	L	3	0	3	0-0	0-0	1	0	0	0
11/6/16 at Oak.	1/1	L	8	0	8	0-0	0-0	0	0	0	0
1/1/17 vs. Oak	1/1	W	5	0	5	0-0	0-0	1	0	0	0
10/1/17 vs. Oak.	1/1	W	5	2	7	0-0	0-0	0	0	0	0
11/26/17 at Oak.	1/1	L	5	1	6	0-0	0-0	0	0	0	0
9/16/18 vs. Oak.	1/1	W	1	0	1	0-0	0-0	0	0	0	0
<b>REG. SEASON TOTALS</b>	<b>8/7</b>	<b>4-4</b>	<b>30</b>	<b>5</b>	<b>35</b>	<b>0-0</b>	<b>0-0</b>	<b>2</b>	<b>0</b>	<b>0</b>	<b>0</b>

\* -w/St. Louis

### WIDE RECEIVER COURTLAND SUTTON— vs. OAKLAND

2018 REGULAR SEASON												
RECEIVING								KICK RETURNS				
	G/S	W-L	Rec.	Yds.	Avg.	LG	TD	Att.	Yds.	Avg.	LG	TD
9/16/18 vs. Oak.	1/0	W	1	9	9.0	9	0	0	0	0.0	—	0
REG. SEASON TOTALS	1/0	1-0	1	9	9.0	9	0	0	0	0.0	—	0

### DEFENSIVE END DeMARCUS WALKER — vs. OAKLAND

	G/S	W-L	UT	A	TT	S-Yds.	I-Yds.	PD	FF	FR	SpTK
10/1/17 vs. Oak.	1/0	W	0	0	0	0-0	0-0	0	0	0	0
<b>REG. SEASON TOTALS</b>	<b>1/0</b>	<b>1-0</b>	<b>0</b>	<b>0</b>	<b>0</b>	<b>0-0</b>	<b>0-0</b>	<b>0</b>	<b>0</b>	<b>0</b>	<b>0</b>

### DEFENSIVE END DEREK WOLFE — vs. OAKLAND

	G/S	W-L	UT	A	TT	S-Yds.	I-Yds.	PD	FF	FR	SpTK
9/30/12 vs. Oak.	1/1	W	1	1	2	0-0	0-0	0	0	0	0
12/6/12 at Oak.	1/1	W	0	0	0	0-0	0-0	0	0	0	0
9/23/13 vs. Oak.	1/1	W	0	0	0	0-0	0-0	0	0	0	0
11/9/14 at Oak.	1/1	W	1	0	1	0-0	0-0	0	0	0	0
12/28/14 vs. Oak.	1/1	W	0	1	1	0-0	0-0	0	0	0	0
10/11/15 at Oak.	1/1	W	4	1	5	0-0	0-0	0	0	0	0
12/13/15 vs. Oak.	1/1	L	2	0	2	1-15	0-0	0	0	0	0
11/6/16 at Oak.	1/1	L	1	1	2	0-0	0-0	0	0	0	0
10/1/17 vs. Oak	1/1	W	2	1	3	1-8	0-0	0	0	0	0
11/26/17 at Oak.	1/1	L	0	1	1	0-0	0-0	0	0	0	0
9/16/18 vs. Oak.	1/1	W	2	1	3	0-0	0-0	0	0	0	0
<b>REG. SEASON TOTALS</b>	<b>11/11</b>	<b>8-3</b>	<b>13</b>	<b>6</b>	<b>20</b>	<b>2-23</b>	<b>0-0</b>	<b>0</b>	<b>0</b>	<b>0</b>	<b>0</b>



# 2018 BRONCOS REGULAR SEASON SITUATIONAL RECORDS

SITUATION	Record
<b>when leading after 1st quarter</b> . . . . .	2-3
<i>wins:</i> at Arizona (10/18), Pittsburgh (11/25)	
<i>losses:</i> at Baltimore (9/23), at NYJ (10/7), at Kansas City (10/28)	
<b>when leading after 2nd quarter</b> . . . . .	3-1
<i>wins:</i> vs. Seattle (9/9), at Arizona (10/18), at Cincinnati (12/2)	
<i>losses:</i> vs. Kansas City (10/1)	
<b>when leading after 3rd quarter</b> . . . . .	3-3
<i>wins:</i> vs. Seattle (9/9), at Arizona (10/18), at Cincinnati (12/2)	
<i>losses:</i> vs. Kansas City (10/1), vs. Houston (11/4), vs. Cleveland (12/15)	
<b>when trailing after 1st quarter</b> . . . . .	2-3
<i>wins:</i> vs. Oakland (9/16), at LAC (11/18)	
<i>losses:</i> vs. LAR (10/14), vs. Houston (11/4), at San Francisco (12/9)	
<b>when trailing after 2nd quarter</b> . . . . .	2-6
<i>wins:</i> vs. Oakland (9/16), at LAC (11/18)	
<i>losses:</i> at Baltimore (9/23), at NYJ (10/7), vs. LAR (10/14), at Kansas City (10/28), vs. Houston (11/4), at San Francisco (12/9)	
<b>when trailing after 3rd quarter</b> . . . . .	2-5
<i>wins:</i> vs. Oakland (9/16), at LAC (11/18)	
<i>losses:</i> at Baltimore (9/23), at NYJ (10/7), vs. LAR (10/14), at Kansas City (10/28), at San Francisco (12/9)	
<b>when Denver scores first</b> . . . . .	2-4
<i>wins:</i> at Arizona (10/18), Pittsburgh (11/25), at Cincinnati (12/2)	
<i>losses:</i> at Baltimore (9/23), vs. Kansas City (10/1), at NYJ (10/7), at Kansas City (10/28)	
<b>when opponent scores first</b> . . . . .	3-4
<i>wins:</i> vs. Seattle (9/9), vs. Oakland (9/16), at LAC (11/18)	
<i>losses:</i> vs. LAR (10/14), vs. Houston (11/4), at San Francisco (12/9), vs. Cleveland (12/15)	
<b>when tied at the half</b> . . . . .	1-1
<i>wins:</i> Pittsburgh (11/25)	
<i>losses:</i> vs. Cleveland (12/15)	
<b>when Denver rushes for 100 yards</b> . . . . .	5-3
<i>wins:</i> vs. Seattle (9/9), vs. Oakland (9/16), at Arizona (10/18), Pittsburgh (11/25), at Cincinnati (12/2)	
<i>losses:</i> at Baltimore (9/23), vs. Kansas City (10/1), at Kansas City (10/28)	
<b>when opponent rushes for 100 yards</b> . . . . .	0-4
<i>wins:</i>	
<i>losses:</i> vs. Kansas City (10/1), at NYJ (10/7), vs. LAR (10/14), vs. Cleveland (12/15)	
<b>when winning turnover margin</b> . . . . .	4-2
<i>wins:</i> at Arizona (10/18), at LAC (11/18), Pittsburgh (11/25), at Cincinnati (12/2)	
<i>losses:</i> at NYJ (10/7), at San Francisco (12/9)	
<b>when losing turnover margin</b> . . . . .	1-4
<i>wins:</i> vs. Oakland (9/16)	
<i>losses:</i> at Baltimore (9/23), vs. Kansas City (10/1), at Kansas City (10/28), vs. Houston (11/4)	
<b>when Denver passes for 300 yards</b> . . . . .	1-2
<i>wins:</i> vs. Seattle (9/9)	
<i>losses:</i> at NYJ (10/7), vs. LAR (10/14)	
<b>when opponent passes for 300 yards</b> . . . . .	2-3
<i>wins:</i> at LAC (11/18), Pittsburgh (11/25)	
<i>losses:</i> vs. Kansas City (10/1), at Kansas City (10/28), at San Francisco (12/9)	
<b>when playing indoors</b> . . . . .	0-0
<i>wins:</i>	
<i>losses:</i>	
<b>when playing outdoors</b> . . . . .	6-8
<i>wins:</i> vs. Seattle (9/9), vs. Oakland (9/16), at Arizona (10/18), at LAC (11/18), Pittsburgh (11/25), at Cincinnati (12/2)	
<i>losses:</i> at Baltimore (9/23), vs. Kansas City (10/1), at NYJ (10/7), vs. LAR (10/14), at Kansas City (10/28), vs. Houston (11/4), at San Francisco (12/9), vs. Cleveland (12/15)	
<b>when playing on an artificial surface</b> . . . . .	0-1
<i>wins:</i> at Cincinnati (12/2)	
<i>losses:</i> at NYJ (10/7)	
<b>when playing on natural grass</b> . . . . .	5-7
<i>wins:</i> vs. Seattle (9/9), vs. Oakland (9/16), at Arizona (10/18), at LAC (11/18), Pittsburgh (11/25)	
<i>losses:</i> at Baltimore (9/23), vs. Kansas City (10/1), vs. LAR (10/14), at Kansas City (10/28), vs. Houston, at San Francisco (12/9), vs. Cleveland (12/15)	
<b>when winning the coin toss</b> . . . . .	2-3
<i>wins:</i> vs. Oakland (9/16), at Arizona (10/18)	
<i>losses:</i> at Baltimore (9/23), vs. Houston (11/4), at San Francisco (12/9)	
<b>when losing the coin toss</b> . . . . .	4-5
<i>wins:</i> vs. Seattle (9/9), at LAC (11/18), Pittsburgh (11/25), at Cincinnati (12/2)	
<i>losses:</i> vs. Kansas City (10/1), at NYJ (10/7), vs. LAR (10/14), at Kansas City (10/28), vs. Cleveland (12/15)	
<b>when scoring 20 or more points</b> . . . . .	6-3
<i>wins:</i> vs. Seattle (9/9), vs. Oakland (9/16), at Arizona (10/18), at LAC (11/18), Pittsburgh (11/25), at Cincinnati (12/2)	
<i>losses:</i> vs. Kansas City (10/1), vs. LAR (10/14), at Kansas City (10/28)	
<b>when yielding 20 or more points</b> . . . . .	2-6
<i>wins:</i> vs. Seattle (9/9), at LAC (11/18)	
<i>losses:</i> at Baltimore (9/23), vs. Kansas City (10/1), at NYJ (10/7), vs. LAR (10/14), at Kansas City (10/28), at San Francisco	
<b>in overtime games</b> . . . . .	0-0
<i>wins:</i>	
<i>losses:</i>	

# THE LAST TIME IT HAPPENED

(REFLECTS THE LAST TIME EACH INDIVIDUAL STATISTIC OCCURRED IN THE REGULAR SEASON AND PLAYOFFS)  
- 2018 PERFORMANCES BOLDED; SUPER BOWL PERFORMANCES IN ITALICS

## 100 YARDS RUSHING:

Broncos: **Phillip Lindsay, 19-157, 2 TD, at Cincinnati, 12/2/18**  
Playoffs: Terrell Davis, 25-102, vs. Atlanta, 1/31/99  
Opponents: **Nick Chubb, 20-100, 0 TD, vs. Cleveland, 12/15/18**  
Playoffs: Ray Rice, 30-131, 1 TD, vs. Baltimore, 1/12/13

## 200 YARDS RUSHING:

Broncos: Knowshon Moreno, 37-224, 1 TD, at New England, 11/24/13  
Playoffs: Has never happened  
Opponents: **Todd Gurley, 28-208, 2 TD, vs. L.A. Rams, 10/14/18**  
Playoffs: *Tim Smith, 23-204, 2TD, vs. Washington, 1/31/88*

## TWO 100-YARD RUSHERS:

Broncos: Willis McGahee (163) and Tim Tebow (118), at Oakland, 11/6/11  
Playoffs: Terrell Davis (184) and Derek Loville (103), vs. Jacksonville, 12/27/97  
Opponents: Curt Warner (126) and John L. Williams (109), at Seattle, 12/11/88  
Playoffs: Has never happened

## 100-YARD RUSHER AND 100-YARD RECEIVER:

Broncos: Ronnie Hillman (117) and Demaryius Thomas (117), vs. San Diego, 1/3/16  
Playoffs: *Terrell Davis (102) and Rod Smith (152), vs. Atlanta, 1/31/99*  
Opponents: **Todd Gurley (208) and Robert Woods (109), vs. L.A. Rams, 10/1/18**  
Playoffs: *Tim Smith (204) and Ricky Sanders (193), vs. Washington, 1/31/88*

## 100-YARD RUSHER AND TWO 100-YARD RECEIVERS:

Broncos: Ronnie Hillman (111), Demaryius Thomas (111) and Emmanuel Sanders (109), at Cleveland, 10/18/15  
Playoffs: Has never happened  
Opponents: Ryan Grant (104), Greg Jennings (141) and James Jones (107) vs. Green Bay, 10/29/07 - OT  
Playoffs: Has never happened

## 100-YARD RUSHER, 300-YARD PASSER, 100-YARD RECEIVER:

Broncos: C.J. Anderson (101), Peyton Manning (340), Demaryius Thomas (168), vs. Green Bay, 11/1/15  
Playoffs: *Terrell Davis (102), John Elway (336), Rod Smith (152), vs. Atlanta, 1/31/99*  
Opponents: R. Grant (104 rush), B. Favre (331 pass), G. Jennings (141 rec.), J. Jones (107 rec.) vs. G.B., 10/29/07 - OT  
Playoffs: *Tim Smith (204), Doug Williams (340), Ricky Sanders (193), vs. Washington, 1/31/88*

## 100-YARD RUSHER, 300-YARD PASSER AND TWO 100-YARD RECEIVERS:

Broncos: M. Ball (117), P. Manning (403), E. Decker (174) and D. Thomas (106), at Kansas City, 12/1/13  
Playoffs: Has never happened  
Opponents: R. Grant (104 rush), B. Favre (331 pass), G. Jennings (141 rec.), J. Jones (107 rec.), vs. Green Bay, 10/29/07 - OT  
Playoffs: Has never happened

## 100-YARD RUSHER AND 300-YARD PASSER:

Broncos: C.J. Anderson (101) and Peyton Manning (340), vs. Green Bay, 11/1/15  
Playoffs: *Terrell Davis (102) and John Elway (336), vs. Atlanta, 1/31/99*  
Opponents: **Kareem Hunt (121) and Patrick Mahomes (304), vs. Kansas City, 10/1/18**  
Playoffs: Ray Rice (131) and Joe Flacco (331), vs. Baltimore, 1/12/13

## 100-YARD RECEIVER AND 300-YARD PASSER:

Broncos: **Emmanuel Sanders (115) and Case Keenum (322), vs. L.A. Rams, 10/14/18**  
Playoffs: Demaryius Thomas (134) and Peyton Manning (400), vs. New England, 1/19/14  
Opponents: **Juju Smith-Schuster (189) and Ben Roethlisberger (462), vs. Pittsburgh, 11/25/18**  
Playoffs: Rob Gronkowski (144) and Tom Brady (310), vs. New England, 1/24/16

## TWO 100-YARD RECEIVERS AND 300-YARD PASSER:

Broncos: Emmanuel Sanders (100), Demaryius Thomas (126) and Trevor Siemian (334), at Tennessee, 12/11/16  
Playoffs: Has never happened  
Opponents: Jerome Simpson (136), A.J. Green (124) and Andy Dalton (332), vs. Cincinnati, 9/18/11  
Playoffs: Reggie Wayne (221), Dallas Clark (112) and Peyton Manning (458), at Indianapolis, 1/9/05

## THREE 100-YARD RECEIVERS AND 300-YARD PASSER:

Broncos: Has never happened  
Playoffs: Has never happened  
Opponents: Terrance Williams (151), Dez Bryant (141), Jason Witten (121) and Tony Romo (506), at Dallas, 10/6/13  
Playoffs: Has never happened

## TWO RUSHING TOUCHDOWNS:

Broncos: **Phillip Lindsay, 19-157, 2 TD, at Cincinnati, 12/2/18**  
Playoffs: Mike Anderson, 19-69, 2 TD, vs. New England, 1/14/06  
Opponents: **Todd Gurley, 28-208, 2 TD, vs. L.A. Rams, 10/14/18**  
Playoffs: Jamal Lewis, 30-110, 2 TD, at Baltimore, 12/31/00

## THREE RUSHING TOUCHDOWNS:

Broncos: C.J. Anderson, 13-87, 3 TD, vs. Oakland, 12/28/14  
Playoffs: *Terrell Davis, 30-157, 3 TD, vs. Green Bay, 1/25/98*  
Opponents: Latavius Murray, 20-114, 3 TD, at Oakland, 11/6/16  
Playoffs: Napoleon McCallum, 13-81, 3 TD, at L.A. Raiders, 1/9/94

## FOUR RUSHING TOUCHDOWNS:

Broncos: Clinton Portis, 22-218, 5 TD, vs. Kansas City, 12/7/03  
Playoffs: Has never happened  
Opponents: Curt Warner, 23-126, 4 TD, at Seattle, 12/11/88  
Playoffs: Has never happened

## FIVE RUSHING TOUCHDOWNS:

Broncos: Clinton Portis, 22-218, 5 TD, vs. Kansas City, 12/7/03  
Playoffs: Has never happened  
Opponents: Has never happened  
Playoffs: Has never happened

## 300 YARDS PASSING:

Broncos: **Case Keenum, 25-41, 322 yds., 2 TD, 1 INT, L.A. Rams, 10/14/18**  
Playoffs: Tim Tebow, 10-21, 316 yds., 2 TD, 0 INT, vs. Pittsburgh, 1/8/12  
Opponents: **Nick Mullens, 20-33, 332 yds., 2 TD, 2 INT, at San Francisco, 12/9/18**  
Playoffs: Tom Brady, 27-56, 310 yds., 1 TD, 2 INT, vs. New England, 1/24/16

## 400 YARDS PASSING:

Broncos: Peyton Manning, 34-57, 438 yds., 2 TD, 2 INT, at New England, 11/2/14  
Playoffs: Peyton Manning, 32-43, 400 yds., 2 TD, 0 INT, vs. New England, 1/19/14  
Opponents: **Ben Roethlisberger, 41-56, 462 yds., 1 TD, 2 INT, at San Francisco, 11/25/18**  
Playoffs: Peyton Manning, 27-33, 458 yds., 4 TD, 1 INT, at Indianapolis, 1/9/05

## THREE TOUCHDOWN PASSES:

Broncos: **Case Keenum, 19-33, 329 yds., 3 TD, 3 INT, vs. Seattle, 9/9/18**  
Playoffs: Peyton Manning, 28-43, 290 yds., 3 TD, 2 INT, vs. Baltimore, 1/12/13  
Opponents: **Patrick Mahomes, 24-34, 303 yds., 4 TD, 1 INT, at Kansas City, 10/28/18**  
Playoffs: Joe Flacco, 18-34, 331 yds., 3 TD, 0 INT, vs. Baltimore, 1/12/13

## FOUR TOUCHDOWN PASSES:

Broncos: Trevor Siemian, 22-32, 231 yds., 4 TD, 1 INT, vs. Dallas, 9/17/17  
Playoffs: Has never happened  
Opponents: **Patrick Mahomes, 24-34, 303 yds., 4 TD, 1 INT, at Kansas City, 10/28/18**  
Playoffs: Tom Brady, 26-34, 363 yds., 6 TD, 1 INT, at New England, 1/14/12

## FIVE TOUCHDOWN PASSES:

Broncos: Peyton Manning, 31-44, 340 yds., 5 TD, 2 INT, at Oakland, 11/9/14  
Playoffs: Has never happened  
Opponents: Tony Romo, 25-36, 506 yds., 5 TD, 1 INT, at Dallas, 10/6/13  
Playoffs: Tom Brady, 26-34, 363 yds., 6 TD, 1 INT, at New England, 1/14/12

## SIX OR MORE TOUCHDOWN PASSES:

Broncos: Peyton Manning, 27-42, 462 yds., 7 TD, 0 INT, vs. Baltimore, 9/5/13  
Playoffs: Has never happened  
Opponents: Len Dawson, 23-38, 435 yds., 6 TD, 0 INT, at Kansas City, 11/1/64  
Playoffs: Tom Brady, 26-34, 363 yds., 6 TD, 1 INT, at New England, 1/14/12

## 100 YARDS RECEIVING:

Broncos: **Emmanuel Sanders, 6-102, 1 TD at Arizona, 10/18/18**  
Playoffs: *Demaryius Thomas, 13-118, 1 TD, vs. Seattle, 2/2/14*  
Opponents: **George Kittle 7-210, at San Francisco, 12/9/18**  
Playoffs: Rob Gronkowski, 8-144, 1 TD, vs. New England, 1/24/16

## 200 YARDS RECEIVING:

Broncos: Demaryius Thomas, 8-226, 2 TD, vs. Arizona, 10/5/14  
Playoffs: Demaryius Thomas, 4-204, 1 TD, vs. Pittsburgh, 1/8/12  
Opponents: **George Kittle 7-210, at San Francisco, 12/9/18**  
Playoffs: Reggie Wayne, 10-221, 2 TD, at Indianapolis, 1/9/05

## TWO 100-YARD RECEIVERS:

Broncos: Emmanuel Sanders, 11-100, 1 TD and Demaryius Thomas, 10-126, 0 TD at Tennessee, 12/11/16  
Playoffs: Has never happened  
Opponents: Terrance Williams (151), Dez Bryant (141) and Jason Witten (121), at Dallas, 10/6/13  
Playoffs: Reggie Wayne (221) and Dallas Clark (112), at Indianapolis, 1/9/05

## TWO RECEIVING TOUCHDOWNS:

Broncos: Emmanuel Sanders, 6-62, 2 TD, vs. Dallas, 9/17/17  
Playoffs: Owen Daniels, 2-33, 2 TD, vs. New England, 1/24/16  
Opponents: **Sammy Watkins 8-107, 2 TD, at Kansas City, 10/28/18**  
Playoffs: Keenan Allen, 6-142, 2 TD, vs. San Diego, 1/12/14

## THREE RECEIVING TOUCHDOWNS:

Broncos: Demaryius Thomas, 10-87, 3 TD, vs. Miami, 11/23/14  
Playoffs: Has never happened  
Opponents: Dallas Clark, 5-43, 3 TD, at Indianapolis, 12/13/09  
Playoffs: Rob Gronkowski, 10-145, 3 TD, at New England, 1/14/12

## FOUR RECEIVING TOUCHDOWNS:

Broncos: Eric Decker, 8-174, 4 TD, at Kansas City, 12/1/13  
Playoffs: Has never happened  
Opponents: Lance Alworth, 9-171, 4 TD, vs. San Diego, 12/1/68  
Playoffs: Has never happened

## TWO INTERCEPTIONS:

Broncos: Darian Stewart, 2, at New Orleans, 11/13/16  
Playoffs: *Darrien Gordon, 2, vs. Atlanta, 1/31/99*  
Opponents: Xavien Howard, 2, at Miami, 12/3/17  
Playoffs: David Macklin, 2, at Indianapolis, 1/4/04

# THE LAST TIME IT HAPPENED

## THREE INTERCEPTIONS:

Broncos: Deltha O'Neal, 4, vs. Kansas City, 10/7/01  
Playoffs: Has never happened  
Opponents: Mark Kelso, 3, at Buffalo, 12/12/92  
Playoffs: Has never happened

## FOUR INTERCEPTIONS:

Broncos: Deltha O'Neal, 4, vs. Kansas City, 10/7/01  
Playoffs: Has never happened  
Opponents: Has never happened  
Playoffs: Has never happened

## TWO SACKS:

Broncos: **Bradley Chubb, 2, at San Francisco, 12/9/18**  
Playoffs: *Von Miller, 2.5, vs. Carolina, 2/7/16*  
Opponents: **Dee Ford, 3, at Kansas City, 10/28/18**  
Playoffs: *Kony Ealy, 3, vs. Carolina, 2/7/16*

## THREE SACKS:

Broncos: **Bradley Chubb, 3, vs. L.A. Rams, 10/14/18**  
Playoffs: Has never happened  
Opponents: **Dee Ford, 3, at Kansas City, 10/28/18**  
Playoffs: *Kony Ealy, 3, vs. Carolina, 2/7/16*

## FOUR SACKS:

Broncos: Elvis Dumervil, 4, vs. Cleveland, 9/20/09  
Playoffs: Has never happened  
Opponents: Khalil Mack, 5, vs. Oakland, 12/13/15  
Playoffs: Has never happened

## TWO OPPONENT FUMBLE RECOVERIES:

Broncos: Elvis Dumervil, 2, vs. Minnesota, 12/30/07 - OT  
Playoffs: Has never happened  
Opponents: Glenn Dorsey, 2, at Kansas City, 12/6/09  
Playoffs: *Randy Hughes, 2, vs. Dallas, 1/15/78*

## SHUTOUT ON ROAD:

by Broncos: Denver 12, at Cleveland 0, 9/27/92  
Playoffs: Has never happened  
by Opponents: at L.A. Chargers 21, Denver 0, 10/22/17  
Playoffs: Has never happened

## SHUTOUT AT HOME:

by Broncos: at Denver 23, N.Y. Jets 0, 12/10/17  
Playoffs: Has never happened  
by Opponents: Has never happened  
Playoffs: Has never happened

## OVERTIME WIN AWAY FROM DENVER:

Broncos: Denver 26, at Cleveland 23, 10/18/15  
Playoffs: Denver 23, at Cleveland 20, 1/11/87  
Opponents: at Seattle 26, Denver 20, 9/21/14  
Playoffs: Has never happened  
TIE: Denver 17, at Green Bay 17, 9/20/87

## OVERTIME WIN IN DENVER:

Broncos: at Denver 20, Cincinnati 17, 12/28/15  
Playoffs: at Denver 29, Pittsburgh 23, 1/8/12  
Opponents: Kansas City 30, at Denver 27, 11/27/16  
Playoffs: Baltimore 38, at Denver 25, 1/12/13  
TIE: at Denver 35, Pittsburgh 35, 9/22/74

## 40 POINTS:

Broncos: **at Denver 45, Arizona 10, 10/18/18**  
Playoffs: at Denver 42, Jacksonville 17, 12/27/97  
Opponents: at New England 41, Denver 16, 11/12/17  
Playoffs: *vs. Seattle 43, Denver 8, 2/2/14*

## 50 POINTS:

Broncos: at Denver 51, Tennessee 28, 12/8/13  
Playoffs: Has never happened  
Opponents: at Philadelphia 51, Denver 23, 11/5/17  
Playoffs: *San Francisco 55, Denver 10, 1/28/90*

## TWO-POINT CONVERSION:

Broncos: Brock Osweiler pass to Cody Latimer, at Indianapolis, 12/14/17  
Playoffs: *Peyton Manning pass to Bennie Fowler, vs. Carolina, 2/7/16*  
Opponents: Alex Smith pass to Demetrius Harris, vs. Kansas City, 11/27/16  
Playoffs: Has never happened

## THREE FIELD GOALS:

Broncos: **Brandon McManus, 3, vs. Kansas City, 10/1/18**  
Playoffs: *Brandon McManus, 3, vs. Carolina, 2/7/16*  
Opponents: **McMichael Badgley, 3, at L.A. Chargers, 11/18/18**  
Playoffs: Chris Boswell, 3, vs. Pittsburgh, 1/17/16

## FOUR FIELD GOALS:

Broncos: Brandon McManus, 4, vs. Indianapolis, 9/18/16  
Playoffs: Brandon McManus, 5, vs. Pittsburgh, 1/17/16  
Opponents: Harrison Butker, 5, at Kansas City, 10/30/17  
Playoffs: Has never happened

## FIVE FIELD GOALS:

Broncos: Connor Barth, 5, at San Diego, 12/14/14  
Playoffs: Brandon McManus, 5, vs. Pittsburgh, 1/17/16  
Opponents: Harrison Butker, 5, at Kansas City, 10/30/17  
Playoffs: Has never happened

## SIX FIELD GOALS:

Broncos: Has never happened  
Playoffs: Has never happened  
Opponents: Jeff Wilkins, 6, at St. Louis, 9/10/06  
Playoffs: Has never happened

## PUNT RETURN FOR A TOUCHDOWN:

Broncos: Omar Bolden, 83 yds., at Indianapolis, 11/8/15  
Playoffs: Trindon Holliday, 90 yds., vs. Baltimore, 1/12/13  
Opponents: Travis Benjamin, 65 yds., at L.A. Chargers 10/22/17  
Playoffs: Has never happened

## KICKOFF RETURN FOR A TOUCHDOWN:

Broncos: Trindon Holliday, 105 yds., vs. Philadelphia, 9/29/13  
Playoffs: Trindon Holliday, 104 yds., vs. Baltimore, 1/12/13  
Opponents: Dion Lewis, 103 yds., vs. New England, 11/12/17  
Playoffs: *Percy Harvin, 87 yds., vs. Seattle, 2/2/14*

## INTERCEPTION RETURN FOR A TOUCHDOWN:

Broncos: **Todd Davis, 20 yds. / Chris Harris Jr., 53 yds., at Arizona, 10/18/18**  
Playoffs: Has never happened  
Opponents: Xavien Howard, 30 yds., at Miami, 12/3/17  
Playoffs: *Malcolm Smith, 69 yds., vs. Seattle, 2/2/14*

## FUMBLE RETURN FOR A TOUCHDOWN:

Broncos: Shane Ray, 15 yds., vs. Indianapolis, 9/18/16  
Playoffs: *Malik Jackson, recovered in end zone, vs. Carolina, 2/7/16*  
Opponents: Marcus Peters, 45 yds., at Kansas City, 10/30/17  
Playoffs: Has never happened

## MISSED FIELD GOAL RETURN FOR A TOUCHDOWN:

Broncos: Has never happened  
Playoffs: Has never happened  
Opponents: Chris McAlister, 107 yds., at Baltimore, 9/30/02  
Playoffs: Has never happened

## BLOCKED PUNT:

Broncos: **Joe Jones, at Baltimore, 9/23/18**  
Playoffs: Has never happened  
Opponents: Terrence Fede, at Miami, 12/3/17  
Playoffs: Blake Spence, vs. N.Y. Jets, 1/17/99

## BLOCKED PUNT RETURN FOR A TOUCHDOWN:

Broncos: Steven Johnson, vs. Philadelphia, 9/29/13  
Playoffs: Has never happened  
Opponents: Alex Bannister, 9 yds., at Seattle, 10/14/01  
Playoffs: Travis Davis, 29 yds., vs. Jacksonville, 12/27/97

## BLOCKED FIELD GOAL:

Broncos: **Justin Simmons, vs. Pittsburgh, 11/25/18**  
Playoffs: Has never happened  
Opponents: KeiVarae Russell, vs. Cincinnati, 11/19/17  
Playoffs: Has never happened

## BLOCKED FIELD GOAL RETURN FOR A TOUCHDOWN:

Broncos: Louis Wright, 60 yds., vs. San Diego, 11/17/85  
Playoffs: Has never happened  
Opponents: Cornelius Bennett, 80 yds., at Buffalo, 9/30/90  
Playoffs: Has never happened

## MISSED/BLOCKED POINT-AFTER-TOUCHDOWN ATTEMPT:

Broncos: Brandon McManus (Blocked by Margus Hunt), at Cincinnati, 9/25/16  
Playoffs: Jason Elam (Blocked by Clyde Simmons), vs. Jacksonville, 1/4/97  
Opponents: **Michael Badgley (kick failed, wide left), at L.A. Chargers, 11/18/18**  
Playoffs: Stephen Gostkowski (kick failed, wide right), vs. New England, 1/24/16

## SAFETY:

Broncos: Isaiah McKenzie tackled in the end zone by John Denney, at Miami, 12/3/17  
Playoffs: Tony Eason sacked in the end zone by Rulon Jones, vs. New England, 1/4/87  
Opponents: Russell Okung tackled in the end zone, vs. Kansas City, 11/27/16  
Playoffs: *Knowshon Moreno tackled in the end zone by C. Avril, vs. Seattle, 2/2/14*



## 2018 REGULAR SEASON BRONCOS INDIVIDUAL SINGLE-GAME HIGHS

<b>YARDS RUSHING</b>	157, Phillip Lindsay, at Cin. (12/2/18)
<b>RUSHING ATTEMPTS</b>	19, Phillip Lindsay, at Cin. (12/2/18)
<b>RUSHING TOUCHDOWNS</b>	2, 2x, last: Phillip Lindsay, at Cin. (12/2/18)
<b>YARDS PASSING</b>	377, Case Keenum, at NYJ (10/7/18)
<b>PASS ATTEMPTS</b>	51, Case Keenum, at NYJ (10/7/18)
<b>PASS COMPLETIONS</b>	35, Case Keenum, at NYJ (10/7/18)
<b>TOUCHDOWN PASSES</b>	3, Case Keenum, vs. Sea. (9/9/18)
<b>PASSES HAD INTERCEPTED</b>	3, Case Keenum, vs. Sea. (9/9/18)
<b>RECEPTIONS</b>	10, 2x, last: Jeff Heuerman, vs. Hou. (11/4/18)
<b>RECEIVING YARDS</b>	135, Emmanuel Sanders, vs. Sea. (9/9/18)
<b>RECEIVING TOUCHDOWNS</b>	1, 14x, last: DaeSean Hamilton, at S.F. (12/9/18)
<b>TOTAL YARDS FROM SCRIMMAGE</b>	135, Emmanuel Sanders, vs. Oak. (9/16/18)
<b>ALL-PURPOSE YARDS</b>	135, Emmanuel Sanders, vs. Oak. (9/16/18)
<b>FIELD GOALS</b>	3, Brandon McManus, vs. K.C. (10/1/18)
<b>TACKLES</b>	10, 6x, last: Todd Davis, at Cin. (12/2/18)
<b>INTERCEPTIONS</b>	1, 15x, last: Dymonte Thomas, vs. Cle. (12/15/18)
<b>SACKS</b>	3, 2x, last: Bradley Chubb, vs. LAR (10/14/18)
<b>LONGEST RUN FROM SCRIMMAGE</b>	65, Phillip Lindsay, at Cin. (12/2/18)
<b>LONGEST PASS COMPLETION</b>	64t, Case Keenum, at Ari. (10/18/18)
<b>LONGEST PASS RECEPTION</b>	64t, Emmanuel Sanders, at Ari. (10/18/18)
<b>LONGEST INTERCEPTION RETURN</b>	53t, Chris Harris Jr., at Ari. (10/18/18)
<b>LONGEST PUNT RETURN</b>	31, DaeSean Hamilton, at Bal. (9/23/18)
<b>LONGEST KICKOFF RETURN</b>	35, Devontae Booker, vs. Cle. (12/15/18)
<b>LONGEST PUNT</b>	66, Marquette King*, vs. Oak. (9/16/18)
<b>LONGEST FIELD GOAL</b>	53, Brandon McManus, vs. Sea. (9/9/18)

\*- Not on active roster

## 2018 REGULAR SEASON OPPONENTS INDIVIDUAL SINGLE-GAME HIGHS

<b>YARDS RUSHING</b>	219, Isaiah Crowell, at NYJ (10/7/18)
<b>RUSHING ATTEMPTS</b>	28, Todd Gurley, vs. LAR (10/14/18)
<b>RUSHING TOUCHDOWNS</b>	2, Todd Gurley, vs. LAR (10/14/18)
<b>YARDS PASSING</b>	462, Ben Roethlisberger, vs. Pit. (11/25/18)
<b>PASS ATTEMPTS</b>	56, Ben Roethlisberger, vs. Pit. (11/25/18)
<b>PASS COMPLETIONS</b>	41, Ben Roethlisberger, vs. Pit. (11/25/18)
<b>TOUCHDOWN PASSES</b>	4, Patrick Mahomes, at K.C. (10/28/18)
<b>PASSES HAD INTERCEPTED</b>	3, Josh Rosen, at Ari. (10/18/18)
<b>RECEPTIONS</b>	13, Juju Smith-Schuster, vs. Pit. (11/25/18)
<b>RECEIVING YARDS</b>	210, George Kittle, at S.F. (12/9/18)
<b>RECEIVING TOUCHDOWNS</b>	2, 2x, last: Sammy Watkins, at K.C. (10/28/18)
<b>TOTAL YARDS FROM SCRIMMAGE</b>	232, Isaiah Crowell, at NYJ (10/7/18)
<b>ALL-PURPOSE YARDS</b>	232, Isaiah Crowell, at NYJ (10/7/18)
<b>FIELD GOALS</b>	3, 2x, last: Michael Badgley, at LAC (11/18/18)
<b>TACKLES</b>	12, D.J. Reed Jr., at S.F. (12/9/18)
<b>INTERCEPTIONS</b>	2, Bradley McDougald, vs. Sea. (9/9/18)
<b>SACKS</b>	3, Dee Ford, at K.C. (10/28/18)
<b>LONGEST RUN FROM SCRIMMAGE</b>	97t, Juju Smith-Schuster, vs. Pit. (11/25/18)
<b>LONGEST PASS COMPLETION</b>	97t, Juju Smith-Schuster, vs. Pit. (11/25/18)
<b>LONGEST PASS RECEPTION</b>	97t, Juju Smith-Schuster, vs. Pit. (11/25/18)
<b>LONGEST INTERCEPTION RETURN</b>	104, Marcus Maye, at NYJ (10/7/18)
<b>LONGEST PUNT RETURN</b>	51, Andre Roberts, at NYJ (10/7/18)
<b>LONGEST KICKOFF RETURN</b>	37, Tim White, at Bal. (9/23/18)
<b>LONGEST PUNT</b>	69, Michael Dickson, vs. Sea. (9/9/18)
<b>LONGEST FIELD GOAL</b>	52, Justin Tucker, at Bal. (9/23/18)

## 2018 REGULAR SEASON BRONCOS TEAM SINGLE-GAME HIGHS AND LOWS

BRONCOS	HIGHS	LOWS
TOTAL FIRST DOWNS	26, at NYJ (10/7/18)	15, at Ari. (10/18/18)
TOTAL NET YARDS	470, vs. Sea. (9/9/18)	274, at S.F. (12/9/18)
TOTAL OFFENSIVE PLAYS	72, 2x, last: at NYJ (10/7/18)	52, at LAC (11/18/18)
NET YARDS RUSHING	218, at Cin. (12/2/18)	32, vs. Cle. (12/15/18)
RUSHING ATTEMPTS	34, at Cin. (12/2/18)	14, vs. Cle. (12/15/18)
NET YARDS PASSING	344, at NYJ (10/7/18)	143, at Cin. (12/2/18)
PASS ATTEMPTS	51, at NYJ (10/7/18)	21, at Cin. (12/2/18)
PASS COMPLETIONS	35, at NYJ (10/7/17)	12, at Cin. (12/2/18)
PASSES HAD INTERCEPTED	3, vs. Sea. (9/9/18)	0, 4x, last: at S.F. (12/9/18)
TIMES SACKED	5, at K.C. (10/28/18)	0, at LAC (11/18/18)
PUNTS	8, at NYJ (10/7/18)	3, 2x, last: vs. Cle. (12/15/18)
GROSS PUNTING AVERAGE	51.0, vs. Sea. (9/9/18)	41.0, 2x, last: vs. K.C. (10/1/18)
NET PUNTING AVERAGE	46.0, vs. Pit. (11/25/18)	28.7, vs. K.C. (10/1/18)
PUNT RETURNS	6, vs. Hou. (11/4/18)	0, 2x, last: at LAC (11/18/18)
PUNT RETURN YARDS	31, at Bal. (9/23/18)	0, 2x, last: Cle. (12/15/18)
KICKOFF RETURNS	4, at LAC (11/18/18)	0, 2x, last: at Cin. (12/2/18)
KICKOFF RETURN YARDS	69, at K.C. (10/28/18)	0, 2x, last: at Cin. (12/2/18)
INTERCEPTION RETURNS	3, at Ari. (10/18/18)	0, vs. Hou. (11/4/18)
INTERCEPTION RETURN YARDS	73, Ari. (10/18/18)	0, 5x, last: vs. Cle. (12/15/18)
PENALTIES	13, at Bal. (9/23/18)	3, vs. K.C. (10/1/18)
YARDS PENALIZED	120, at Bal. (9/23/18)	25, vs. K.C. (10/1/18)
FUMBLES	3, at K.C. (10/28/18)	0, 5x, last: vs. Cle. (12/15/18)
FUMBLES LOST	1, 3x, last: at Cin. (12/2/18)	0, 10x, last: vs. Cle. (12/15/18)
SACKS MADE	6, 2x, last: at Ari. (10/18/18)	1, 8x, last: vs. Hou. (11/4/18)
FUMBLES FORCED	4, vs. Pit. (11/25/18)	0, 4x, last: at LAC (11/18/18)
FUMBLES RECOVERED	2, 2x, last: vs. Pit. (11/25/18)	0, 5x, last: at S.F. (12/9/18)
TIME OF POSSESSION	35:08, vs. Sea. (9/9/18)	22:11, at LAC (11/18/18)

## 2018 REGULAR SEASON OPPONENTS TEAM SINGLE-GAME HIGHS AND LOWS

OPPONENTS	HIGHS	LOWS
TOTAL FIRST DOWNS	26, 2x, at LAC (11/18/18)	13, vs. Sea. (9/9/18)
TOTAL NET YARDS	527, vs. Pit. (11/25/18)	223, at Ari. (10/18/18)
TOTAL OFFENSIVE PLAYS	76, vs. Pit. (11/25/18)	54, at K.C. (10/28/18)
NET YARDS RUSHING	323, at NYJ (10/7/18)	49, at K.C. (10/28/18)
RUSHING ATTEMPTS	39, vs. LAR (10/14/18)	16, 2x, last: vs. Pit. (11/25/18)
NET YARDS PASSING	452, vs. Pit. (11/25/18)	189, at NYJ (10/7/18)
PASS ATTEMPTS	56, vs. Pit. (11/25/18)	22, at NYJ (10/7/18)
PASS COMPLETIONS	41, vs. Pit. (11/25/18)	10, at NYJ (10/7/18)
PASSES HAD INTERCEPTED	3, at Ari. (10/18/18)	0, 3x, last: vs. Hou. (11/4/18)
TIMES SACKED	6, 2x, last: at Ari. (10/18/18)	1, 3x, last: vs. K.C. (10/1/18)
GROSS PUNTING AVERAGE	59.0, vs. Sea. (9/9/18)	39.0, at LAC (11/18/18)
NET PUNTING AVERAGE	57.5, vs. Sea. (9/9/18)	31.5, vs. K.C. (10/1/18)
PUNT RETURNS	4, at NYJ (10/7/18)	1, 3x, last: at LAC (11/18/18)
PUNT RETURN YARDS	71, at NYJ (10/7/18)	2, at LAC (11/18/18)
KICKOFF RETURNS	5, at Ari. (10/18/18)	0, 3x, last: vs. Hou. (11/4/18)
KICKOFF RETURN YARDS	87, at K.C. (10/28/18)	0, 4x, last: vs. Pit. (11/25/18)
INTERCEPTION RETURNS	3, vs. Sea. (9/9/18)	0, 4x, last: at S.F. (12/9/18)
INTERCEPTION RETURN YARDS	104, at NYJ (10/7/18)	0, 10x, last: vs. Cle. (12/15/18)
PENALTIES	14, at LAC (11/18/18)	4, 2x, last: at NYJ (10/7/18)
YARDS PENALIZED	120, at LAC (11/18/18)	30, vs. Oak. (9/16/18)
FUMBLES	4, vs. Pit. (11/25/18)	0, 4x, last: at LAC (11/18/18)
FUMBLES LOST	2, 2x, last: vs. Pit. (11/25/18)	0, 5x, last: at S.F. (12/9/18)
SACKS MADE	4, at NYJ (10/7/18)	0, at LAC (11/18/18)
FUMBLES FORCED	3, at K.C. (10/28/18)	0, 7x, last: vs. Cle. (12/15/18)
FUMBLES RECOVERED	1, 2x, last: vs. Hou. (11/4/18)	0, 9x, last: vs. Cle. (12/15/18)
TIME OF POSSESSION	37:49, at LAC (11/18/18)	24:52, vs. Sea. (9/9/18)

## 2018 DENVER BRONCOS NUMERICAL ROSTER

*As of Dec. 18, 2018*

Name	Pos.	Ht.	Wt.	Age	Exp.	College	Hometown	How Acq.	GP	GS	DNP	INA
3 Colby Wadman	P	6-1	213	23	R	UC Davis	Bangor, Maine	FA-'18	10	0	0	0
4 Case Keenum	QB	6-1	215	30	6	Houston	Brownwood, Texas	UFA-'18	14	14	0	0
8 Brandon McManus	K	6-3	201	27	5	Temple	Lansdale, Pa.	T-'14	14	0	0	0
9 Kevin Hogan	QB	6-3	218	26	3	Stanford	McLean, Va.	W-'18	0	0	7	7
11 River Cracraft	WR	6-0	198	24	1	Washington State	Santa Margarita, Calif.	FA-'17	6	0	0	0
14 Courtland Sutton	WR	6-4	216	23	R	Southern Methodist	Brenham, Texas	D2-'18	14	7	0	0
17 DaeSean Hamilton	WR	6-1	206	23	R	Penn State	Fredericksburg, Va.	D4b-'18	12	3	0	2
19 Andre Holmes	WR	6-4	210	30	8	Hillsdale College	Elk Grove, Ill.	W-'18	14	3	0	0
21 Su'a Cravens	S	6-1	224	23	3	Southern California	Los Angeles	T-'18	5	0	0	1
22 Tramaine Brock	CB	6-0	188	30	9	Belhaven College	Gulftport, Miss.	FA-'18	10	3	0	4
23 Devontae Booker	RB	5-11	219	26	3	Utah	Sacramento, Calif.	D4-'16	14	0	0	0
25 Chris Harris Jr.	CB	5-10	199	29	8	Kansas	Bixby, Okla.	CFA-'11	12	12	0	2
26 Darian Stewart	S	5-11	214	30	9	South Carolina	Huntsville, Ala.	UFA-'15	12	12	0	2
27 Brendan Langley	CB	6-0	199	24	2	Lamar	Marietta, Ga.	D3b-'17	4	0	0	0
28 Royce Freeman	RB	6-0	238	22	R	Oregon	Imperial, Calif.	D3a-'18	12	7	0	2
29 Bradley Roby	CB	5-11	194	26	5	Ohio State	Suwanee, Ga.	D1-'14	13	13	0	1
30 Phillip Lindsay	RB	5-8	190	24	R	Colorado	Aurora, Colo.	CFA-'18	14	7	0	0
31 Justin Simmons	S	6-2	202	25	3	Boston College	Manassas, Va.	D3-'16	14	14	0	0
32 Andy Janovich	FB	6-1	238	25	3	Nebraska	Gretna, Neb.	D6a-'16	14	7	0	0
34 Will Parks	S	6-1	194	24	3	Arizona	Philadelphia	D6b-'16	14	3	0	0
35 Dymonte Thomas	S	6-2	199	25	2	Michigan	Alliance, Ohio	CFA-'17	10	0	0	4
36 Trey Marshall	S	6-0	207	22	R	Florida State	Lake City, Fla.	CFA-'18	1	0	0	0
39 Jamar Taylor	CB	5-11	192	28	6	Boise State	San Diego	FA-'18	12	3	0	0
40 Keishawn Bierria	ILB	6-1	223	23	R	Washington	Carson, Calif.	D6b-'18	14	0	0	0
41 Isaac Yiadom	CB	6-1	190	22	R	Boston College	Worcester, Mass.	D3b-'18	11	1	0	3
42 Casey Kreiter	LS	6-1	250	28	3	Iowa	DeWitt, Iowa	FA-'16	14	0	0	0
43 Joseph Jones	ILB	6-0	231	24	2	Northwestern	Plano, Ill.	FA-'17	14	0	0	0
46 Jeff Holland	OLB	6-2	249	23	R	Auburn	Jacksonville, Fla.	CFA-'18	1	0	0	2
47 Josey Jewell	ILB	6-2	236	23	R	Iowa	Decorah, Iowa	D4a-'18	14	7	0	0
48 Shaquil Barrett	OLB	6-2	250	26	5	Colorado State	Baltimore, Md.	CFA-'14	11	0	0	3
51 Todd Davis	ILB	6-1	230	26	5	Sacramento State	Lancaster, Calif.	W-'14	14	14	0	0
54 Brandon Marshall	ILB	6-1	250	29	7	Nevada	Las Vegas	FA-'13	9	7	0	5
55 Bradley Chubb	OLB	6-4	275	22	R	North Carolina State	Marietta, Ga.	D1-'18	14	14	0	0
56 Shane Ray	OLB	6-3	245	25	4	Missouri	Shawnee Mission, Kan.	D1-'15	11	0	0	3
57 DeMarcus Walker	DE	6-4	280	24	2	Florida State	Jacksonville, Fla.	D2-'17	3	0	0	11
58 Von Miller	OLB	6-3	250	29	8	Texas A&M	DeSoto, Texas	D1-'11	14	14	0	0
60 Connor McGovern	G/C	6-4	306	25	3	Missouri	Fargo, N.D.	D5-'16	14	13	0	0
66 Jared Veldheer	T	6-8	321	31	9	Hillsdale College	Grand Rapids, Mich.	T-'18	10	10	0	4
68 Elijah Wilkinson	G/T	6-6	329	23	2	Massachusetts	Downingtown, Pa.	CFA-'17	10	5	0	4
70 Sam Jones	G/C	6-5	290	22	R	Arizona State	Highlands Ranch, Colo.	D6a-'18	2	0	2	10
72 Garrett Bolles	T	6-5	297	26	2	Utah	Walnut Creek, Calif.	D1-'17	14	14	0	0
74 Nico Falah	G/C	6-4	301	23	R	Southern California	Hermosa Beach, Calif.	FA-'18	0	0	0	7
75 Gino Gradkowski	C	6-3	300	30	7	Delaware	Pittsburgh	FA-'18	5	0	0	0
77 Billy Turner	G/T	6-5	310	27	5	North Dakota State	Shoreview, Minn.	W-'16	14	9	0	0
81 Tim Patrick	WR	6-4	212	25	1	Utah	San Diego	FA-'17	14	2	0	0
83 Matt LaCrosse	TE	6-6	255	26	4	Illinois	Naperville, Ill.	FA-'17	14	4	0	0
85 Temarrick Hemingway	TE	6-5	246	25	3	South Carolina State	Loris, S.C.	FA-'18	3	0	0	0
89 Brian Parker	TE	6-4	265	26	3	Albany	Henrietta, N.Y.	FA-'17	11	0	0	0
92 Zach Kerr	DE	6-2	334	28	5	Delaware	Virginia Beach, Va.	UFA-'17	14	0	0	0
94 Domata Peko Sr.	NT	6-3	325	34	13	Michigan State	Pago Pago, Amer. Samoa	UFA-'17	14	14	0	0
95 Derek Wolfe	DE	6-5	285	28	7	Cincinnati	Lisbon, Ohio	D2a-'12	14	14	0	0
96 Shelby Harris	NT	6-3	300	27	4	Illinois State	Milwaukee	FA-'17	14	0	0	0
99 Adam Gotsis	DE	6-4	287	26	3	Georgia Tech	Melbourne, Australia	D2-'16	14	10	0	0
PRACTICE SQUAD												
5 Garrett Grayson	QB	6-2	220	27	3	Colorado State	Vancouver, Wash.	FA-'18	0	0	0	0
12 Shay Fields	WR	5-11	193	22	R	Colorado	Bellflower, Calif.	FA-'18	0	0	0	0
16 Chad Hansen	WR	6-2	202	23	2	California	Fillmore, Calif.	FA-'18	0	0	0	0
33 Khalfani Muhammad	RB	5-7	243	24	2	California	Inglewood, Calif.	FA-'18	0	0	0	0
37 Linden Stephens	CB	6-0	193	23	R	Cincinnati	Euclid, Ohio	FA-'18	0	0	0	0
45 Alexander Johnson	ILB	6-2	255	26	R	Tennessee	Gainesville, Ga.,	CFA-'18	1	0	0	10
71 Austin Schlottmann	G/C	6-6	300	23	R	Texas Christian	Brenham, Texas	CFA-'18	0	0	0	0
78 Dan Skipper	OL	6-9	317	24	2	Arkansas	Arvada, Colo.	FA-'18	0	0	0	0
86 Tim Semisch	TE	6-8	275	27	1	Northern Illinois	Omaha, Neb.	FA-'18	0	0	0	0
97 Caushaud Lyons	DL	6-4	310	25	3	Tusculum	Atlanta	FA-'18	0	0	0	0
RESERVE/PUP												
87 Jordan Taylor	WR	6-5	210	26	3	Rice	Denison, Texas	CFA-'15	0	0	0	0
RESERVE/INJURED												
10 Emmanuel Sanders	WR	5-11	180	31	9	Southern Methodist	Belville, Texas	UFA-'14	12	12	0	0
20 Jamal Carter	S	6-1	215	24	2	Miami	Naranja, Fla.	CFA-'17	0	0	0	0
52 Jerrol Garcia-Williams	ILB	6-2	235	24	2	Hawaii	Las Vegas	CFA-'17	0	0	0	0
53 Deiontrez Mount	OLB	6-5	253	25	4	Louisville	Fort Walton Beach, Fla.	FA-'17	0	0	0	0
61 Matt Paradis	C	6-3	300	29	4	Boise State	Council, Idaho	D6-'14	9	9	0	0
65 Ron Leary	G	6-3	320	29	7	Memphis	Baton Rouge, La.	UFA-'17	6	6	0	1
76 Max Garcia	G	6-4	309	27	4	Florida	Norcross, Ga.	D4-'15	9	4	0	1
80 Jake Butt	TE	6-6	250	23	2	Michigan	Pickerington, Ohio	D5a-'17	3	3	0	0
82 Jeff Heurman	TE	6-5	255	26	4	Ohio State	Naples, Fla.	D3-'15	11	10	0	0
84 Troy Fumagalli	TE	6-6	248	23	R	Wisconsin	Aurora, Ill.	D5-'18	0	0	0	0
PRACTICE SQUAD/RESERVE INJURED												
73 Andreas Knappe	T	6-8	315	25	1	Connecticut	Silebjerg, Denmark	FA-'18	0	0	0	0

## COACHING STAFF

**Vance Joseph** - Head Coach; **Tom McMahon** - Special Teams Coordinator; **Bill Musgrave** - Offensive Coordinator; **Joe Woods** - Defensive Coordinator; **Zach Azzanni** - Wide Receivers; **Chris Beale** - Assistant Defensive Line; **Geep Chryst** - Tight Ends; **Charles Gordon** - Defensive Quality Control; **Chris Gould** - Assistant Special Teams; **Reggie Herring** - Linebackers; **Tyler Hill** - Assistant Strength and Conditioning; **Bill Kollar** - Defensive Line; **Chris Kragthopre** - Offensive Quality Control; **Klint Kubiak** - Offensive Assistant/QBs; **Sean Kugler** - Offensive Line - Guards/Centers; **Loren Landow** - Strength and Conditioning; **Anthony Lomando** - Assistant Strength and Conditioning; **Curtis Modkins** - Running Backs; **Marcus Robertson** - Defensive Backs; **Cedric Smith** - Assistant Strength and Conditioning; **Chris Strausser** - Offensive Line - Tackles; **Mike Sullivan** - Quarterbacks; **Greg Williams** - Defensive Backs.



# 2018 DENVER BRONCOS ALPHABETICAL ROSTER

As of Dec. 18, 2018

No.	Name	Pos.	Ht.	Wt.	Age	Exp.	College	Hometown	How Acq.	2018 PARTICIPATION			
										GP	GS	DNP	INA
48	Barrett, Shaquil	OLB	6-2	250	26	5	Colorado State	Baltimore, Md.	CFA-'14	11	0	0	3
40	Bierria, Keishawn	ILB	6-1	223	23	R	Washington	Carson, Calif.	D6b-'18	14	0	0	0
72	Bolles, Garrett	T	6-5	297	26	2	Utah	Walnut Creek, Calif.	D1-'17	14	14	0	0
23	Booker, Devontae	RB	5-11	219	26	3	Utah	Sacramento, Calif.	D4-'16	14	0	0	0
22	Brock, Tramaine	CB	6-0	188	30	9	Belhaven College	Gulfport, Miss.	FA-'18	10	3	0	4
11	Cracraft, River	WR	6-0	198	24	1	Washington State	Santa Margarita, Calif.	FA-'17	6	0	0	0
21	Cravens, Su'a	S	6-1	224	23	3	Southern California	Los Angeles	T-'18	5	0	0	1
55	Chubb, Bradley	OLB	6-4	275	22	R	North Carolina State	Marietta, Ga.	D1-'18	14	14	0	0
51	Davis, Todd	ILB	6-1	230	26	5	Sacramento State	Lancaster, Calif.	W-'14	14	14	0	0
74	Falah, Nico	G/C	6-4	301	23	R	Southern California	Hermosa Beach, Calif.	FA-'18	0	0	0	7
28	Freeman, Royce	RB	6-0	238	22	R	Oregon	Imperial, Calif.	D3a-'18	12	7	0	2
99	Gotsis, Adam	DE	6-4	287	26	3	Georgia Tech	Melbourne, Australia	D2-'16	14	10	0	0
75	Gradkowski, Gino	C	6-3	300	30	7	Delaware	Pittsburgh	FA-'18	5	0	0	0
17	Hamilton, DaeSean	WR	6-1	206	23	R	Penn State	Fredericksburg, Va.	D4b-'18	12	3	0	2
25	Harris Jr., Chris	CB	5-10	199	29	8	Kansas	Bixby, Okla.	CFA-'11	12	12	0	2
96	Harris, Shelby	NT	6-3	300	27	4	Illinois State	Milwaukee	FA-'17	14	0	0	0
85	Hemingway, Temarrick	TE	6-5	246	25	3	South Carolina State	Loris, S.C.	FA-'18	3	0	0	0
9	Hogan, Kevin	QB	6-3	218	26	3	Stanford	McLean, Va.	W-'18	0	0	7	7
46	Holland, Jeff	OLB	6-2	249	23	R	Auburn	Jacksonville, Fla.	CFA-'18	1	0	0	2
19	Holmes, Andre	WR	6-4	210	30	8	Hillsdale College	Elk Grove, Ill.	W-'18	14	3	0	0
32	Janovich, Andy	FB	6-1	238	25	3	Nebraska	Gretna, Neb.	D6a-'16	14	7	0	0
47	Jewell, Josey	ILB	6-2	236	23	R	Iowa	Decorah, Iowa	D4a-'18	14	7	0	0
43	Jones, Joseph	ILB	6-0	231	24	2	Northwestern	Plano, Ill.	FA-'17	14	0	0	0
70	Jones, Sam	G/C	6-5	290	22	R	Arizona State	Highlands Ranch, Colo.	D6a-'18	2	0	2	10
4	Keenum, Case	QB	6-1	215	30	6	Houston	Brownwood, Texas	UFA-'18	14	14	0	0
92	Kerr, Zach	DE	6-2	334	28	5	Delaware	Virginia Beach, Va.	UFA-'17	14	0	0	0
42	Kreiter, Casey	LS	6-1	250	23	3	Iowa	DeWitt, Iowa	FA-'16	14	0	0	0
83	LaCosse, Matt	TE	6-6	255	26	4	Illinois	Naperville, Ill.	FA-'17	14	4	0	0
27	Langley, Brendan	CB	6-0	199	24	2	Lamar	Marietta, Ga.	D3b-'17	4	0	0	0
30	Lindsay, Phillip	RB	5-8	190	24	R	Colorado	Aurora, Colo.	CFA-'18	14	7	0	0
54	Marshall, Brandon	ILB	6-1	250	29	7	Nevada	Las Vegas	FA-'13	9	7	0	5
36	Marshall, Trey	S	6-0	207	22	R	Florida State	Lake City, Fla.	CFA-'18	1	0	0	0
60	McGovern, Connor	G/C	6-4	306	25	3	Missouri	Fargo, N.D.	D5-'16	14	13	0	0
8	McManus, Brandon	K	6-3	201	27	5	Temple	Lansdale, Pa.	T-'14	14	0	0	0
58	Miller, Von	OLB	6-3	250	29	8	Texas A&M	DeSoto, Texas	D1-'11	14	14	0	0
89	Parker, Brian	TE	6-4	265	26	3	Albany	Henrietta, N.Y.	FA-'17	11	0	0	0
34	Parks, Will	S	6-1	194	24	3	Arizona	Philadelphia	D6b-'16	14	3	0	0
81	Patrick, Tim	WR	6-4	212	25	1	Utah	San Diego	FA-'17	14	2	0	0
94	Peko Sr., Domata	NT	6-3	325	34	13	Michigan State	Pago Pago, Amer. Samoa	UFA-'17	14	14	0	0
56	Ray, Shane	OLB	6-3	245	25	4	Missouri	Shawnee Mission, Kan.	D1-'15	11	0	0	3
29	Roby, Bradley	CB	5-11	194	26	5	Ohio State	Suwanee, Ga.	D1-'14	13	13	0	1
31	Simmons, Justin	S	6-2	202	25	3	Boston College	Manassas, Va.	D3-'16	14	14	0	0
26	Stewart, Darian	S	5-11	214	30	9	South Carolina	Huntsville, Ala.	UFA-'15	12	12	0	2
14	Sutton, Courtland	WR	6-4	216	23	R	Southern Methodist	Brenham, Texas	D2-'18	14	7	0	0
39	Taylor, Jamar	CB	5-11	192	28	6	Boise State	San Diego	FA-'18	12	3	0	0
35	Thomas, Dymonte	S	6-2	199	25	2	Michigan	Alliance, Ohio	CFA-'17	10	0	0	4
77	Turner, Billy	G/T	6-5	310	27	5	North Dakota State	Shoreview, Minn.	W-'16	14	9	0	0
66	Veldheer, Jared	T	6-8	321	31	9	Hillsdale College	Grand Rapids, Mich.	T-'18	10	10	0	4
3	Wadman, Colby	P	6-1	213	23	R	UC Davis	Bangor, Maine	FA-'18	10	0	0	0
57	Walker, DeMarcus	DE	6-4	280	24	2	Florida State	Jacksonville, Fla.	D2-'17	3	0	0	11
68	Wilkinson, Elijah	G/T	6-6	329	23	2	Massachusetts	Downington, Pa.	CFA-'17	10	5	0	4
95	Wolfe, Derek	DE	6-5	285	28	7	Cincinnati	Lisbon, Ohio	D2a-'12	14	14	0	0
41	Yiadom, Isaac	CB	6-1	190	22	R	Boston College	Worcester, Mass.	D3b-'18	11	1	0	3
<b>PRACTICE SQUAD</b>													
12	Fields, Shay	WR	5-11	193	22	R	Colorado	Bellflower, Calif.	FA-'18	0	0	0	0
5	Grayson, Garrett	QB	6-2	220	27	3	Colorado State	Vancouver, Wash.	FA-'18	0	0	0	0
16	Hansen, Chad	WR	6-2	202	23	2	California	Fillmore, Calif.	FA-'18	0	0	0	0
45	Johnson, Alexander	ILB	6-2	255	26	R	Tennessee	Gainesville, Ga.,	CFA-'18	1	0	0	10
97	Lyons, Caushaud	DL	6-4	310	25	3	Tusculum	Atlanta	FA-'18	0	0	0	0
33	Muhammad, Khalfani	RB	5-7	243	24	2	California	Inglewood, Calif.	FA-'18	0	0	0	0
71	Schlottmann, Austin	G/C	6-6	300	23	R	Texas Christian	Brenham, Texas	CFA-'18	0	0	0	0
86	Semisich, Tim	TE	6-8	275	27	1	Northern Illinois	Omaha, Neb.	FA-'18	0	0	0	0
78	Skipper, Dan	OL	6-9	317	24	2	Arkansas	Arvada, Colo.	FA-'18	0	0	0	0
37	Stephens, Linden	CB	6-0	193	23	R	Cincinnati	Euclid, Ohio	FA-'18	0	0	0	0
<b>RESERVE/PUP</b>													
87	Taylor, Jordan	WR	6-5	210	26	3	Rice	Denison, Texas	CFA-'15	0	0	0	0
<b>RESERVE/INJURED</b>													
80	Butt, Jake	TE	6-6	250	23	2	Michigan	Pickerington, Ohio	D5a-'17	3	3	0	0
20	Carter, Jamal	S	6-1	215	24	2	Miami	Naranja, Fla.	CFA-'17	0	0	0	0
84	Fumagalli, Troy	TE	6-6	248	23	R	Wisconsin	Aurora, Ill.	D5-'18	0	0	0	0
76	Garcia, Max	G	6-4	309	27	4	Florida	Norcross, Ga.	D4-'15	9	4	0	1
52	Garcia-Williams, Jerrol	ILB	6-2	235	24	2	Hawaii	Las Vegas	CFA-'17	0	0	0	0
82	Heuerman, Jeff	TE	6-5	255	26	4	Ohio State	Naples, Fla.	D3-'15	11	10	0	0
65	Leary, Ron	G	6-3	320	29	7	Memphis	Baton Rouge, La.	UFA-'17	6	6	0	1
53	Mount, Deiontrez	OLB	6-5	253	25	4	Louisville	Fort Walton Beach, Fla.	FA-'17	0	0	0	0
61	Paradis, Matt	C	6-3	300	29	4	Boise State	Council, Idaho	D6-'14	9	9	0	0
10	Sanders, Emmanuel	WR	5-11	180	31	9	Southern Methodist	Bellville, Texas	UFA-'14	12	12	0	0
<b>PRACTICE SQUAD/RESERVE INJURED</b>													
73	Knappe, Andreas	T	6-8	315	25	1	Connecticut	Sileborg, Denmark	FA-'18	0	0	0	0

## COACHING STAFF

**Vance Joseph** - Head Coach; **Tom McMahon** - Special Teams Coordinator; **Bill Musgrave** - Offensive Coordinator; **Joe Woods** - Defensive Coordinator; **Zach Azzanni** - Wide Receivers; **Chris Beake** - Assistant Defensive Line; **Geep Chryst** - Tight Ends; **Charles Gordon** - Defensive Quality Control; **Chris Gould** - Assistant Special Teams; **Reggie Herring** - Linebackers; **Tyler Hill** - Assistant Strength and Conditioning; **Bill Kollar** - Defensive Line; **Chris Kragthopre** - Offensive Quality Control; **Klint Kubiak** - Offensive Assistant/QBs; **Sean Kugler** - Offensive Line - Guards/Centers; **Loren Landow** - Strength and Conditioning; **Anthony Lomando** - Assistant Strength and Conditioning; **Curtis Modkins** - Running Backs; **Marcus Robertson** - Defensive Backs; **Cedric Smith** - Assistant Strength and Conditioning; **Chris Strausser** - Offensive Line - Tackles; **Mike Sullivan** - Quarterbacks; **Greg Williams** - Defensive Backs.

# 2018 DENVER BRONCOS POSITION-BY-POSITION ROSTER

As of Dec. 18, 2018

## OFFENSE

### QUARTERBACKS (2)

No.	Name	Pos.	Ht.	Wt.	Age	Exp.	College
9	Hogan, Kevin	QB	6-3	218	26	3	Stanford
4	Keenum, Case	QB	6-1	215	30	6	Houston

### RUNNING BACKS (4)

No.	Name	Pos.	Ht.	Wt.	Age	Exp.	College
23	Booker, Devontae	RB	5-11	212	26	3	Utah
28	Freeman, Royce	RB	6-0	238	22	R	Oregon
32	Janovich, Andy	FB	6-1	238	25	3	Nebraska
30	Lindsay, Phillip	RB	5-8	190	24	R	Colorado

### WIDE RECEIVERS (5)

No.	Name	Pos.	Ht.	Wt.	Age	Exp.	College
11	Cracraft, River	WR	6-0	198	24	1	Washington State
17	Hamilton, DaeSean	WR	6-1	206	23	R	Penn State
81	Patrick, Tim	WR	6-4	212	25	1	Utah
19	Holmes, Andre	WR	6-4	210	30	8	Hillsdale College
14	Sutton, Courtland	WR	6-4	216	23	R	Southern Methodist

### TIGHT ENDS (3)

No.	Name	Pos.	Ht.	Wt.	Age	Exp.	College
89	Parker, Brian	TE	6-4	265	26	3	Albany
85	Hemingway, Temarrick	TE	6-5	246	25	3	South Carolina State
83	LaCosse, Matt	TE	6-6	255	26	4	Illinois

### OFFENSIVE LINEMEN (8)

No.	Name	Pos.	Ht.	Wt.	Age	Exp.	College
72	Bolles, Garrett	T	6-5	297	26	2	Utah
74	Falah, Nico	G/C	6-4	301	23	R	Southern California
75	Gradkowski, Gino	C	6-3	300	30	7	Delaware
70	Jones, Sam	G/C	6-5	290	22	R	Arizona State
60	McGovern, Connor	G/C	6-4	306	25	3	Missouri
77	Turner, Billy	G/T	6-5	310	27	5	North Dakota State
66	Veldheer, Jared	T	6-8	321	31	9	Hillsdale College
68	Wilkinson, Elijah	G/T	6-6	329	23	2	Massachusetts

## DEFENSE

### DEFENSIVE LINE (6)

No.	Name	Pos.	Ht.	Wt.	Age	Exp.	College
99	Gotsis, Adam	DE	6-5	282	26	3	Georgia Tech
96	Harris, Shelby	NT	6-3	300	27	4	Illinois State
92	Kerr, Zach	DE	6-2	334	28	5	Delaware
94	Peko Sr., Domata	NT	6-3	325	34	13	Michigan State
57	Walker, DeMarcus	DE	6-4	280	24	2	Florida State
95	Wolfe, Derek	DE	6-5	285	28	7	Cincinnati

### LINEBACKERS (10)

No.	Name	Pos.	Ht.	Wt.	Age	Exp.	College
48	Barrett, Shaquil	OLB	6-2	250	26	5	Colorado State
40	Bierria, Keishawn	ILB	6-1	223	23	R	Washington
55	Chubb, Bradley	OLB	6-4	275	22	R	North Carolina State
51	Davis, Todd	ILB	6-1	230	26	5	Sacramento State
46	Jeff Holland	OLB	6-2	249	23	R	Auburn
47	Jewell, Josey	ILB	6-2	236	23	R	Iowa
43	Jones, Joseph	ILB	6-0	231	24	2	Northwestern
54	Marshall, Brandon	ILB	6-1	250	29	7	Nevada
58	Miller, Von	OLB	6-4	250	29	8	Texas A&M
56	Ray, Shane	OLB	6-3	245	25	4	Missouri

### DEFENSIVE BACKS (12)

No.	Name	Pos.	Ht.	Wt.	Age	Exp.	College
22	Brock, Tramaine	CB	6-0	188	30	9	Belhaven College
21	Cravens, Su'a	S	6-1	224	23	3	Southern California
25	Harris Jr., Chris	CB	5-10	199	29	8	Kansas
27	Langley, Brendan	CB	6-0	199	24	2	Lamar
36	Marshall, Trey	S	6-0	207	22	R	Florida State
34	Parks, Will	S	6-1	194	24	3	Arizona
29	Roby, Bradley	CB	5-11	194	26	5	Ohio State
31	Simmons, Justin	S	6-2	202	25	3	Boston College
26	Stewart, Darian	S	5-11	214	30	9	South Carolina
39	Taylor, Jamar	CB	5-11	192	28	6	Boise State
35	Thomas, Dymonte	S	6-2	199	25	2	Michigan
41	Yiadow, Isaac	CB	6-1	190	22	R	Boston College

### SPECIALISTS (3)

No.	Name	Pos.	Ht.	Wt.	Age	Exp.	College
3	Wadman, Colby	P	6-1	213	23	R	UC Davis
42	Kreiter, Casey	LS	6-1	250	28	3	Iowa
8	McManus, Brandon	K	6-3	201	27	5	Temple

## POSITION-BY-POSITION BREAKDOWN

Position	No.	Position	No.
Quarterbacks	2	Defensive Linemen	6
Running Backs	3	Defensive Ends	4
Wide Receivers	5	Nose Tackles	2
Tight Ends/Fullbacks	4	Linebackers	10
Offensive Linemen	8	Inside Linebackers	6
Centers	2.5	Outside Linebackers	4
Guards	3.5	Defensive Backs	12
Tackles	3	Cornerbacks	6

# 2018 DENVER BRONCOS DEPTH CHART

As of Dec. 18, 2018

## OFFENSE

WR	<u>17</u>	<u>DaeSean Hamilton</u>	81	Tim Patrick	19	Andre Holmes
LT	72	Garett Bolles	68	Elijah Wilkinson		
LG	77	Billy Turner	<u>74</u>	<u>Nico Falah</u>		
C	60	Connor McGovern	<u>70</u>	<u>Sam Jones</u>	75	Gino Gradkowski
RG	68	Elijah Wilkinson	<u>70</u>	<u>Sam Jones</u>		
RT	66	Jared Veldheer	77	Billy Turner		
TE	83	Matt LaCosse	89	Brian Parker	85	Temarrick Hemingway
WR	<u>14</u>	<u>Courtland Sutton</u>	11	River Cracraft		
RB	<u>30</u>	<u>Phillip Lindsay</u>	<u>28</u>	<u>Royce Freeman</u>	23	Devontae Booker
QB	4	Case Keenum	9	Kevin Hogan		
FB	32	Andy Janovich				

## DEFENSE

DE	95	Derek Wolfe	92	Zach Kerr		
NT	94	Domata Peko Sr.	96	Shelby Harris		
DE	99	Adam Gotsis	57	DeMarcus Walker		
SLB	<u>55</u>	<u>Bradley Chubb</u>	48	Shaquil Barrett	<u>46</u>	<u>Jeff Holland</u>
WLB	58	Von Miller	56	Shane Ray		
ILB	51	Todd Davis	<u>40</u>	<u>Keishawn Bierria</u>		
ILB	54	Brandon Marshall	<u>47</u>	<u>Josey Jewell</u>	43	Joseph Jones
LCB	29	Bradley Roby	22	Tramaine Brock	39	Jamar Taylor
RCB	25	Chris Harris Jr.	<u>41</u>	<u>Isaac Yiadom</u>	27	Brendan Langley
SS	26	Darian Stewart	34	Will Parks	<u>36</u>	<u>Trey Marshall</u>
FS	31	Justin Simmons	21	Su'a Cravens	35	Dymonte Thomas

## SPECIAL TEAMS

PK	8	Brandon McManus		
KO	8	Brandon McManus		
P	<u>3</u>	<u>Colby Wadman</u>		
H	<u>3</u>	<u>Colby Wadman</u>		
LS	42	Casey Kreiter		
KR	23	Devontae Booker	27	Brendan Langley
PR	11	River Cracraft	27	Brendan Langley

Rookies Underlined

## PRONUNCIATION GUIDE

**Shaquil Barrett** (shuh-KEEL)

**Keishawn Bierria** (KEY-shawn be-AIR-ee-uh)

Garett **Bolles** (BOWLS)

**River Cracraft** (CRAY-craft)

**Su'a Cravens** (SOO-uh)

**Nico Falah** (NEE-coe FAA-laa)

Adam **Gotsis** (GOT-sis)

**DaeSean Hamilton** (DAY-shawn)

**Temarrick Hemingway** (Tuh-MARE-ick)

**Josey Jewell** (joe-ZEE)

Casey **Kreiter** (CRY-ter)

Matt **LaCosse** (la-COSS)

**Domata Peko Sr.** (DOE-mah-tah PECK-oh)

**Dymonte Thomas** (di-MON-tay)

Jared **Veldheer** (vell-DEER)

Isaac **Yiadom** (YEAH-dum)



# 2018 DENVER BRONCOS ROSTER BY EXPERIENCE

As of Dec. 18, 2018

No.	Name	Pos.	Ht.	Wt.	Age	Exp.	College	Hometown	How Acq.
<b>13 (1)</b>									
94	Domata Peko Sr.	NT	6-3	325	34	13	Michigan State	Pago Pago, Amer. Samoa	UFA-'17
<b>9 (3)</b>									
22	Tramaine Brock	CB	6-0	188	30	9	Belhaven College	Gulfport, Miss.	FA-'18
26	Darian Stewart	S	5-11	214	30	9	South Carolina	Huntsville, Ala.	UFA-'15
66	Jared Veldheer	T	6-8	321	31	9	Hillsdale College	Grand Rapids, Mich.	T-'18
<b>8 (3)</b>									
19	Andre Holmes	WR	6-4	210	30	8	Hillsdale College	Elk Grove, Ill.	W-'18
25	Chris Harris Jr.	CB	5-10	199	29	8	Kansas	Bixby, Okla.	CFA-'11
58	Von Miller	OLB	6-3	250	29	8	Texas A&M	DeSoto, Texas	D1-'11
<b>7 (3)</b>									
54	Brandon Marshall	ILB	6-1	250	29	7	Nevada	Las Vegas	FA-'13
75	Gino Gradkowski	C	6-3	300	30	7	Delaware	Pittsburgh	FA-'18
95	Derek Wolfe	DE	6-5	285	28	7	Cincinnati	Lisbon, Ohio	D2a-'12
<b>6 (2)</b>									
4	Case Keenum	QB	6-1	215	30	6	Houston	Brownwood, Texas	UFA-'18
39	Jamar Taylor	CB	5-11	192	28	6	Boise State	San Diego	FA-'18
<b>5 (6)</b>									
8	Brandon McManus	K	6-3	201	27	5	Temple	Lansdale, Pa.	T-'14
29	Bradley Roby	CB	5-11	194	26	5	Ohio State	Suwanee, Ga.	D1-'14
48	Shaquil Barrett	OLB	6-2	250	26	5	Colorado State	Baltimore, Md.	CFA-'14
51	Todd Davis	ILB	6-1	230	26	5	Sacramento State	Lancaster, Calif.	W-'14
77	Billy Turner	OL	6-5	310	27	5	North Dakota State	Shoreview, Minn.	W-'16
92	Zach Kerr	DE	6-2	334	28	5	Delaware	Virginia Beach, Va.	UFA-'17
<b>4 (3)</b>									
56	Shane Ray	OLB	6-3	245	25	4	Missouri	Shawnee Mission, Kan.	D1-'15
83	Matt LaCrosse	TE	6-6	255	26	4	Illinois	Naperville, Ill.	FA-'17
96	Shelby Harris	NT	6-3	300	27	4	Illinois State	Milwaukee, Wisc.	FA-'17
<b>3 (11)</b>									
9	Kevin Hogan	QB	6-3	218	26	3	Stanford	McLean, Va.	W-'18
21	Su'a Cravens	S	6-1	224	23	3	Southern California	Los Angeles	T-'18
23	Devontae Booker	RB	5-11	219	26	3	Utah	Sacramento, Calif.	D4-'16
31	Justin Simmons	S	6-2	202	25	3	Boston College	Manassas, Va.	D3-'16
32	Andy Janovich	FB	6-1	238	25	3	Nebraska	Gretna, Neb.	D6a-'16
34	Will Parks	S	6-1	194	24	3	Arizona	Philadelphia	D6b-'16
42	Casey Kreiter	LS	6-1	250	28	3	Iowa	DeWitt, Iowa	FA-'16
60	Connor McGovern	G/C	6-4	306	25	3	Missouri	Fargo, N.D.	D5-'16
85	Temarrick Hemingway	TE	6-5	246	25	3	South Carolina State	Loris, S.C.	FA-'18
89	Brian Parker	TE	6-4	265	26	3	Albany	Henrietta, N.Y.	FA-'17
99	Adam Gotsis	DE	6-4	287	26	3	Georgia Tech	Melbourne, Australia	D2-'16
<b>2 (6)</b>									
27	Brendan Langley	CB	6-0	199	24	2	Lamar	Marietta, Ga.	D3b-'17
35	Dymonte Thomas	S	6-2	199	25	2	Michigan	Alliance, Ohio	CFA-'17
43	Joseph Jones	ILB	6-0	231	24	2	Northwestern	Plano, Ill.	FA-'17
57	DeMarcus Walker	DE	6-4	280	24	2	Florida State	Jacksonville, Fla.	D2-'17
68	Elijah Wilkinson	T	6-6	329	23	2	Massachusetts	Dowington, Pa.	CFA-'17
72	Garett Bolles	T	6-5	297	26	2	Utah	Walnut Creek, Calif.	D1-'17
<b>1 (2)</b>									
11	River Cracraft	WR	6-0	198	24	1	Washington State	Santa Margarita, Calif.	FA-'17
81	Tim Patrick	WR	6-4	212	25	1	Utah	San Diego	FA-'17
<b>R (13)</b>									
3	Colby Wadman	P	6-1	213	23	R	UC Davis	Bangor, Maine	FA-'18
14	Courtland Sutton	WR	6-4	216	23	R	Southern Methodist	Brenham, Texas	D2-'18
17	DaeSean Hamilton	WR	6-1	206	23	R	Penn State	Fredericksburg, Va.	D4b-'18
28	Royce Freeman	RB	6-0	238	22	R	Oregon	Imperial, Ca.	D3a-'18
30	Phillip Lindsay	RB	5-8	190	24	R	Colorado	Aurora, Colo.	CFA-'18
36	Trey Marshall	S	6-0	207	22	R	Florida State	Lake City, Fla.	CFA-'18
40	Keishawn Bierria	ILB	6-1	223	23	R	Washington	Carson, Calif.	D6b-'18
41	Isaac Yiadom	CB	6-1	190	22	R	Boston College	Worcester, Mass.	D3b-'18
46	Jeff Holland	OLB	6-2	249	23	R	Auburn	Jacksonville, Fla.	CFA-'18
47	Josey Jewell	ILB	6-2	236	23	R	Iowa	Decorah, Iowa	D4a-'18
55	Bradley Chubb	OLB	6-4	275	22	R	North Carolina State	Marietta, Ga.	D1-'18
70	Sam Jones	G/C	6-5	290	23	R	Arizona State	Highlands Ranch, Colo.	D6a-'18
74	Nico Falah	G/C	6-4	301	23	R	Southern California	Hermosa Beach, Calif.	FA-'18

# HOW THE 2018 BRONCOS WERE BUILT

As of Dec. 18, 2018

YEAR	DRAFT/CFA	FREE AGENT	TRADE/WAIVERS
2011	CB Chris Harris Jr. (CFA) OLB Von Miller (Rd. 1)		
2012	DE Derek Wolfe (Rd. 2a)		
2013		ILB Brandon Marshall	
2014	OLB Shaquil Barrett (CFA) <i>C Matt Paradis (Rd. 6)</i> CB Bradley Roby (Rd. 1)	<i>WR Emmanuel Sanders (UFA-Pit.)</i>	LB Todd Davis (W-N.O.) K Brandon McManus (T-NYG)
2015	<i>G Max Garcia (Rd. 4)</i> <i>TE Jeff Heuerman (Rd. 3)</i> OLB Shane Ray (Rd. 1) <i>WR Jordan Taylor (CFA)</i>	S Darian Stewart (UFA-Bal.)	
2016	RB Devonte Booker (Rd. 4) DE Adam Gotsis (Rd. 2) FB Andy Janovich (Rd. 6a) G Connor McGovern (Rd. 5) S Will Parks (Rd. 6b) S Justin Simmons (Rd. 3)	LS Casey Kreiter	G/T Billy Turner (W-Bal.)
2017	T Garrett Bolles (Rd. 1) <i>TE Jake Butt (Rd. 5a)</i> <i>S Jamal Carter (CFA)</i> <i>ILB Jerrol Garcia-Williams (CFA)</i> Brendan Langley (Rd. 3b) S Dymonte Thomas (CFA) OLB DeMarcus Walker (Rd. 2) T Elijah Wilkinson (CFA)	WR River Cracraft DE Shelby Harris ILB Joseph Jones DE Zach Kerr (UFA- Ind.) TE Matt LaCosse <i>G Ron Leary (UFA- Dal.)</i> <i>DE Deiontrez Mount</i> WR Tim Patrick TE Brian Parker NT Domata Peko Sr. (UFA- Cin.)	
2018	ILB Keishawn Bierria (Rd. 6b) OLB Bradley Chubb (Rd. 1) RB Royce Freeman (Rd. 3a) TE Troy Fumagalli (Rd. 5) WR DaeSean Hamilton (Rd. 4b) OLB Jeff Holland (CFA) ILB Josey Jewell (Rd. 4a) G Sam Jones (Rd. 6a) RB Phillip Lindsay (CFA) S Trey Marshall (CFA) WR Courtland Sutton (Rd. 2) CB Isaac Yiadom (Rd. 3b)	CB Tramaine Brock G/C Nico Falah C Gino Gradkowski TE Temarrick Hemingway QB Case Keenum (UFA- Min.) CB Jamar Taylor P Colby Wadman	S Su'a Cravens (T-Was.) QB Kevin Hogan (W-Was.) WR Andre Holmes (W-Buf.) T Jared Veldheer (T-Ari.)

*Italics denote players not on team's active roster*

**DENVER BRONCOS 2017-18 TRANSACTIONS — by date/by player**  
(Updated Dec. 18, 2018)

**BY DATE**

9/1/17	Traded OL Ty Sambrailo to Atlanta for a fifth-round selection in the 2018 NFL Draft	10/18/17	Signed WR Hunter Sharp to active roster Signed WR River Cracraft to practice squad		Signed WR Tim Patrick to future contract Signed T Jeremiah Poutasi to future contract
9/2/17	Placed TE Jake Butt on Reserve/NFI Placed QB Chad Kelly on Reserve/NFI Placed WR Carlos Henderson on injured reserve Released WR Marlon Brown Released RB Stevan Ridley Released CB Chris Lewis-Harris Released S T.J. Ward Waived DL Nelson Adams Waived S Dante Barnett Waived C Dillon Day Waived OLB Vontarrius Dora Waived OLB Ken Ekanem Waived LB Quentin Gause Waived OLB Deon Hollins Waived G Cameron Hunt Waived NT Tyrique Jarrett Waived T Cedrick Lang Waived OLB Danny Mason Waived LB Deiontrez Mount Waived T Justin Murray Waived WR Anthony Nash Waived NT Kyle Peko Waived WR Kalif Raymond Waived CB Marcus Rios Waived TE Steven Scheu Waived OL Michael Schofield Waived WR Hunter Sharp Waived QB Kyle Sloter Waived ILB Kevin Snyder Waived DE Shakir Soto Waived S Orion Stewart Waived S Dymonte Thomas Waived RB Juwan Thompson Waived TE Austin Traylor Waived RB Stanley Williams Waived T Elijah Wilkinson	10/19/17	Signed WR Tim Patrick to practice squad Waived/Injured WR River Cracraft from practice squad		Signed DE Jhaustin Thomas to future contract
9/3/17	Signed NT Kyle Peko Signed C Dillon Day to practice squad Signed LB Jerrol Garcia-Williams to practice squad Signed NT Tyrique Jarrett to practice squad Signed OLB Deiontrez Mount to practice squad Signed CB Marcus Rios to practice squad Signed WR Hunter Sharp to practice squad Signed S Dymonte Thomas to practice squad Signed TE Austin Traylor to practice squad Signed OL Elijah Wilkinson to practice squad	10/21/17	Signed C Dillon day to active roster Signed ILB Jerrol Garcia-Williams to active roster Signed T Elijah Wilkinson to active roster Placed ILB Corey Nelson on injured reserve Waived NT Kyle Peko	1/17/18	Signed WR Kenny Bell to future contract Signed T Andreas Knappe to future contract Signed DL DeShawn Williams to future contract
9/4/17	Signed QB Brock Osweiler Placed OLB Shane Ray on injured reserve	10/24/17	Signed NT Kyle Peko to practice squad Signed ILB Kevin Snyder to practice squad Waived C Dillon Day	3/15/18	Signed QB Case Keenum Traded CB Aqib Talib to L.A. Rams for a fifth-round selection in the 2018 NFL Draft
9/6/17	Signed RB Jonathan Williams to practice squad	10/26/17	Signed OL Gabe Ikard to practice squad	3/19/18	Traded QB Trevor Siemian and a seventh-round selection to the 2018 NFL Draft to Minnesota for a fifth-round selection in the 2019 Draft
9/9/17	Waived NT Kyle Peko	10/28/17	Signed DE Jhaustin Thomas to practice squad	3/21/18	Signed K Taylor Bertolet Signed LS Christian Kuntz Signed DL Clinton McDonald
9/10/17	Signed NT Tyrique Jarrett to active roster	10/30/17	Activated OLB Shane Ray from injured reserve Signed ILB Kevin Snyder to active roster Waived WR Hunter Sharp	3/23/18	Acquired T Jared Veldheer from Arizona in exchange for a sixth-round selection in the 2018 NFL Draft
9/11/17	Signed NT Kyle Peko to practice squad	11/1/17	Signed WR Hunter Sharp to practice squad	3/29/18	Acquired S Su'a Cravens and a fourth and fifth-round selection in the 2018 NFL Draft from Washington in exchange for a fourth and two-fifth round selections in the 2018 NFL Draft and a conditional pick in the 2020 NFL Draft
9/15/17	Signed DL Ahtyba Rubin Placed DE Jared Crick on injured reserve	11/7/17	Signed T Cyrus Kouandjio Signed LB Joseph Jones off Seattle's practice squad Placed T Menelik Watson on injured reserve Waived ILB Kevin Snyder	4/5/18	Signed P Marquette King
9/16/17	Signed NT Kyle Peko to active roster Waived NT Tyrique Jarrett	11/8/17	Signed Dillon Day to practice squad Waived WR Tim Patrick	4/14/18	Claimed CB C.J. Smith off waivers
9/18/17	Signed NT Tyrique Jarrett practice squad	11/14/17	Waived OLB Kasim Edebali	4/16/18	Released RB C.J. Anderson
10/17/17	Released DL Ahtyba Rubin Placed G Billy Turner on injured reserve	11/15/17	Signed OLB Deiontrez Mount to active roster Signed TE Brian Parker to practice squad Signed WR Tim Patrick to practice squad	4/30/18	Waived K Taylor Bertolet Waived DE Jhaustin Thomas
		11/18/17	Signed TE Austin Traylor from practice squad Waived/Injured TE A.J. Derby	5/1/18	Signed WR John Darse (CFA) Signed OLB Jeff Holland (CFA) Signed T Leon Johnson (CFA) Signed RB Phillip Lindsay (CFA) Signed NT Lowell Lotulelei (CFA) Signed DB Trey Marshall (CFA) Signed G Austin Schlottmann (CFA) Signed WR Jimmy Williams (CFA)
		11/22/17	Signed OLB Stansly Maponga to practice squad	5/11/18	Signed ILB Keishawn Bierria (draft choice) Signed TE Troy Fumagalli (draft choice) Signed WR DaeSean Hamilton (draft choice) Signed ILB Josey Jewell (draft choice) Signed G Sam Jones (draft choice) Signed WR Courtland Sutton (draft choice) Signed RB David Williams (draft choice)
		11/23/17	Waived CB Lorenzo Doss	5/14/18	Waived NT Lowell Lotulelei
		11/25/17	Signed NT Kyle Peko to active roster	5/17/18	Signed QB Nick Stevens
		11/28/17	Signed DB Michael Hunter to practice squad	5/27/18	Signed CB Isaac Yiadom (draft choice)
		12/1/17	Signed CB Marcus Rios to active roster	6/12/18	Placed OLB Deiontrez Mount on injured reserve
		12/5/17	Placed DE Derek Wolfe in injured reserve Signed T Jeremiah Poutasi to practice squad Waived OL Gabe Ikard from practice squad	6/14/18	Signed ILB Bo Bower Signed DL Caushaud Lyons Signed OLB Antonio Simmons Waived LS Christian Kuntz Waived QB Nick Stevens
		12/12/17	Signed TE Matt LaCrosse off of New York Giants' practice squad Placed G Ron Leary on injured reserve	6/21/18	Signed OLB Bradley Chubb (draft choice)
		12/13/17	Placed S Justin Simmons on injured reserve	7/5/18	Signed RB Royce Freeman (draft choice)
		12/14/17	Signed S Dymonte Thomas to active roster	7/25/18	Placed WR Carlos Henderson on reserve/did not report Placed WR Jimmy Williams on reserve/did not report
		12/16/17	Placed QB Trevor Siemian on injured reserve	7/26/18	Signed WR Mark Chapman
		12/17/17	Signed G J.J. Dielman off of Cincinnati's practice squad	7/27/18	Signed WR Corey Brown
		12/18/17	Signed WR River Cracraft to practice squad Waived NT Tyrique Jarrett		
		12/19/17	Signed DB Michael Hunter to active roster Signed DT Paul Boyette to practice squad Signed LB Marcus Rush to practice squad Placed OLB Shane Ray on injured reserve		
		12/20/17	Signed S Jordan Moore to practice squad		
		12/26/17	Signed WR Jordan Leslie to practice squad		
		1/1/17	Signed DT Paul Boyette to future contract Signed WR River Cracraft to future contract Signed WR Jordan Leslie to future contract Signed OLB Stansly Maponga to future contract Signed S Jordan Moore to future contract Signed TE Brian Parker to future contract		

8/3/18	Signed WR Bryce Bobo Waived/Injured WR Kenny Bell	9/3/18	Placed WR Carlos Henderson on practice squad/suspended Signed OLB Jeff Holland to practice squad Signed G Avery Gennesy to practice squad	12/10/18	Signed S Trey Marshall to active roster Waived S Shamarko Thomas
8/12/18	Claimed T Austin Flear off waivers (Cin.) Waived T Leon Johnson			12/12/18	Signed WR Shay Fields to practice squad
8/13/18	Signed ILB A.J. Johnson Signed S Shamarko Thomas Placed S Jamal Carter on injured reserve Waived OLB Stansly Maponga	9/10/18	Waived WR Isaiah McKenzie Released WR River Cracraft from practice squad Reinstated WR Carlos Henderson from practice squad/suspended		
8/15/18	Signed DL DeQuinton Osborne Calimed WR DeAndrew White off waivers (Hou.) Waived/injured WR Corey Brown Waived/injured DE Paul Boyette	9/11/18	Signed S Shamarko Thomas Signed DL Niles Scott to practice squad Released NT Kyle Peko from practice squad Released DE DeShawn Williams from practice squad		
8/20/18	Placed G Menelik Watson on injured reserve	9/12/18	Signed WR Isaiah McKenzie to practice squad		
8/21/18	Signed T Leon Johnson	9/13/18	Released WR Carlos Henderson from practice squad		
8/26/18	Signed CB Adam Jones Waived ILB Bo Bower	9/19/18	Signed WR River Cracraft to practice squad		
9/1/18	Placed TE Troy Fumagalli on injured reserve Placed LB Jerrol Garcia-Williams on injured reserve Placed WR Jordan Taylor on reserve/PUP Released T Cyrus Kouandjio Released DE Clinton McDonald Released S Shamarko Thomas Waived/Injured G J.J. Dielman Waived/Injured T Andreas Knappe Waived/Injured S Jordan Moore Waived/Injured CB Marcus Rios Waived ILB Zaire Anderson Waived WR Bryce Bobo Waived WR Mark Chapman Waived WR River Cracraft Waived WR John Diarse Waived T Austin Flear Waived WR Carlos Henderson Waived RB De'Angelo Henderson Waived OLB Jeff Holland Waived CB Michael Hunter Waived T Leon Johnson Waived CB Brendan Langley Waived WR Jordan Leslie Waived DL Caushaud Lyons Waived S Tre Marshall Waived WR Isaiah McKenzie Waived DL DeQuinton Osborne Waived TE Brian Parker Waived NT Kyle Peko Waived G Jeremiah Poutasi Waived OLB Marcus Rush Waived G/C Austin Schlottmann Waived OLB Antonio Simmons Waived CB C.J. Smith Waived TE Austin Traylor Waived WR DeAndrew White Waived RB David Williams Waived DE DeShawn Williams	9/25/18	Signed P Colby Wadman to practice squad Released DL Niles Scott from practice squad		
		9/29/18	Signed TE Brian Parker to active roster Placed TE Jake Butt on injured reserve		
		10/2/18	Signed TE Temarrick Hemingway to practice squad		
		10/6/18	Signed P Colby Wadman to practice squad Placed P Marquette King on injured reserve		
		10/8/18	Signed DL Niles Scott to practice squad		
		10/9/18	Signed RB Jeremy McNichols to practice squad		
		10/20/18	Signed G/C Nico Falah off of New York Jets' practice squad Placed G Ron Leary on injured reserve		
		10/23/18	Signed OL Andrea Knappe to practice squad Released OL Avery Gennesy from practice squad		
		10/25/18	Signed WR Isaiah McKenzie to active roster Signed QB Garrett Grayson to practice squad		
		10/30/18	Traded WR Demaryius Thomas and a seventh-round selection in the 2019 NFL Draft to Houston in exchange for a fourth and seventh-round selections in the 2019 NFL Draft		
		11/2/18	Activated S Su'a Cravens from injured reserve Signed WR River Cracraft to active roster Waived WR Isaiah McKenzie		
		11/12/18	Signed C Gino Gradkowski Placed C Matt Paradis on injured reserve		
		11/20/18	Signed T Cyrus Kouandjio Waived CB Adam Jones Placed G Max Garcia on injured reserve		
		11/21/18	Signed CB Brendan Langley to active roster Signed CB Linden Stephens to practice squad		
		11/27/18	Signed TE Temarrick Hemingway to active roster Placed TE Jeff Heuerman on injured reserve Signed DL Caushaud Lyons to practice squad Signed TE Tim Semisch to practice squad Signed DL Caushaud Lyons to practice squad Placed T Andreas Knappe on practice squad injured reserve		
		11/29/18	Waived ILB Alexander Johnson		
		11/30/18	Signed OLB Jeff Holland to active roster		
		12/3/18	Signed ILB Alexander Johnson to practice squad Signed RB Khalfani Muhammad to practice squad		
		12/4/18	Signed CB Jamar Taylor Waived T Cyrus Kouandjio		
		12/5/18	Claimed WR Andre Holmes off waivers (Buf.) Placed WR Emmnauel Sanders on injured reserve		
9/2/18	Placed S Su'a Cravens on injured reserve Signed WR Isaiah McKenzie Signed WR River Cracraft to practice squad Signed WR Carlos Henderson to practice squad Signed CB Brendan Langley to practice squad Signed S Trey Marshall to practice squad Signed TE Brian Parker to practice squad Signed NT Kyle Peko to practice squad Signed OL Austin Schlottmann to practice squad Signed RB David Williams to practice squad Signed DE DeShawn Williams to practice squad				



**BY PLAYER****ADAMS, Nelson — DL**

8/12/17 Signed  
9/2/17 Waived

**ANDERSON, C.J. — RB**

4/16/18 Released

**ANDERSON, Zaire — ILB**

9/1/18 Waived

**BARNETT, Dante — S**

5/11/17 Signed  
9/2/17 Waived

**BELL, Kenny — WR**

1/17/18 Signed to future contract  
8/3/18 Waived/Injured

**BERTOLET, Taylor — K**

3/21/18 Signed  
4/30/18 Waived

**BIERRIA, Keishawn — ILB**

5/11/18 Signed as draft choice

**BOBO, Bryce — WR**

8/3/18 Signed  
9/1/18 Waived

**BOWER, Bo — ILB**

6/14/18 Signed  
8/26/18 Waived

**BOYETTE, Paul — DT**

12/19/17 Signed to practice squad  
1/1/18 Signed to future contract  
8/15/18 Waived/injured

**BROWN, Corey — WR**

7/27/18 Signed  
8/15/18 Waived/injured

**BROWN, Marlon — WR**

7/27/16 Signed  
8/4/16 Waived  
11/21/16 Signed  
12/10/16 Placed on injured reserve  
9/2/17 Released

**BUTT, Jake — TE**

5/12/17 Signed (draft choice)  
9/2/17 Placed on Reserve/NFI  
9/29/18 Placed on injured reserve

**CARTER, Jamal — S**

8/13/18 Placed on injured reserve

**CHAPMAN, Mark — WR**

7/26/18 Signed  
9/1/18 Waived

**CHUBB, Bradley — OLB**

6/21/18 Signed as draft choice

**CRACRAFT, River — WR**

10/17/17 Signed to practice squad  
10/19/17 Waived/Injured  
12/18/17 Signed to practice squad  
1/1/18 Signed to future contract  
9/1/18 Waived  
9/2/18 Signed to practice squad  
9/10/18 Released  
9/19/18 Signed to practice squad  
11/2/18 Signed to active roster

**CRAVENS, Su'a — S**

3/29/18 Acquired via trade (Was.)  
9/2/18 Placed on injured reserve  
11/2/18 Activated from injured reserve

**CRICK, Jared — DE**

9/15/17 Placed on injured reserve

**DAY, Dillon — C**

5/5/15 Signed  
9/5/15 Waived  
9/6/15 Signed to practice squad  
2/10/15 Signed to future contract  
9/3/16 Waived  
9/4/16 Signed to practice squad  
1/2/17 Signed to future contract  
9/2/17 Waived  
9/3/17 Signed to practice squad  
10/21/17 Signed to active roster  
10/24/17 Waived  
11/8/17 Signed to practice squad

**DERBY, A.J. — TE**

10/26/16 Acquire via trade from N.E.  
11/18/17 Waived/Injured

**DIARSE, John — WR**

5/1/18 Signed  
9/1/18 Waived

**DIELMAN, J.J. — G**

12/17/17 Signed off Cincinnati's practice squad  
9/1/18 Waived/Injured

**DORA, Vontarrius — OLB**

5/6/16 Signed  
9/3/16 Waived  
9/4/16 Signed to practice squad  
12/16/16 Signed to active roster  
9/2/17 Waived

**DOSS, Lorenzo — CB**

11/23/17 Waived

**EDEBALI, Kasim — OLB**

3/13/17 Signed  
11/14/17 Waived

**EKANEM, Ken — OLB**

5/11/17 Signed  
9/2/17 Waived

**FLAH, Nico — G/C**

10/20/18 Signed off N.Y. Jets' practice squad

**FIELDS, Shay — WR**

12/12/18 Signed to practice squad

**FLEER, Austin — T**

8/12/18 Claimed off waivers (Cin.)  
9/1/18 Waived

**FREEMAN, Royce — RB**

7/5/18 Signed as draft choice

**FUMAGALLI, Troy — TE**

5/11/18 Signed as draft choice  
9/1/18 Placed on injured reserve

**GARCIA, Max — G**

11/20/18 Placed on injured reserve

**GARCIA-WILLIAMS, Jerrol — ILB**

5/11/17 Signed  
9/3/17 Signed to practice squad  
10/21/17 Signed to active roster  
9/1/18 Placed on injured reserve

**GAUSE, Quentin — LB**

10/18/16 Signed to practice squad  
12/10/16 Signed to active roster  
9/2/17 Waived

**GENNESEY, Avery — G**

9/3/18 Signed to practice squad  
10/23/18 Released from practice squad

**GRADKOWSKI, Gino — C**

11/12/18 Signed

**GRAYSON, Garrett — QB**

10/25/18 Signed to practice squad

**HAMILTON, DaeSean — WR**

5/11/18 Signed as draft choice

**HEMINGWAY, Temarrick — TE**

10/2/18 Signed to practice squad  
11/27/18 Signed to active roster

**HENDERSON, Carlos — WR**

5/26/17 Signed (draft choice)  
9/2/17 Placed on injured reserve  
7/25/18 Placed on reserve/did not report  
9/1/18 Waived  
9/2/18 Signed to practice squad  
9/3/18 Placed on practice squad/suspended  
9/10/18 Reinstated from practice squad/suspended  
9/13/18 Released from practice squad

**HENDERSON, De'Angelo — RB**

5/10/17 Signed (draft choice)  
9/1/18 Waived

**HEUERMAN, Jeff — TE**

11/27/18 Placed on injured reserve

**HOLLAND, Jeff — OLB**

5/1/18 Signed  
9/1/18 Waived  
9/3/18 Signed to practice squad  
11/30/18 Signed to active roster

**HOLLINS, Deon — OLB**

5/11/17 Signed  
9/2/17 Waived

**HOLMES, Andre — WR**

12/5/18 Claimed off waivers (Buf.)

**HUNT, Cameron — G**

5/11/17 Signed  
9/2/17 Waived

**HUNTER, Michael — DB**

11/29/17 Signed to practice squad  
12/19/17 Signed to active roster  
9/1/18 Waived

**IKARD, Gabe — OL**

10/26/17 Signed to practice squad  
12/5/17 Waived

**JARRETT, Tyrique — NT**

5/11/17 Signed  
9/2/17 Waived  
9/3/17 Signed to practice squad  
9/10/17 Signed to active roster  
9/16/17 Waived  
9/18/17 Signed to practice squad  
12/17/17 Waived

**JEWELL, Josey — ILB**

5/11/18 Signed as draft choice

**JOHNSON, Alexander — ILB**

8/13/18 Signed  
11/29/18 Waived  
12/3/18 Signed to practice squad

**JOHNSON, Leon — T**

5/1/18 Signed  
8/12/18 Waived  
8/21/18 Signed  
9/1/18 Waived

**JONES, Adam — CB**

8/26/18 Signed  
11/20/18 Waived

**JONES, Joseph — LB**

11/7/17 Signed off Seattle's practice squad

**JONES, Sam — G**

5/11/18 Signed as draft choice

**KEENUM, Case — QB**

8/15/18 Signed

**KELLY, Chad — QB**

5/10/17 Signed (draft choice)

9/2/17 Placed on Reserve/NFI

**KING, Marquette — P**

4/5/18 Signed

10/6/18 Placed on injured reserve

**KNAPPE, Andreas — T**

1/17/18 Signed to future contract

9/1/18 Waived/Injured

10/23/18 Signed to practice squad

11/27/18 Placed on practice squad/injured reserve

**KOUANDJIO, Cyrus — T**

11/7/17 Signed

9/1/18 Released

11/20/18 Signed

12/4/18 Waived

**KUNTZ, Christian — LS**

3/21/18 Signed

6/14/18 Waived

**LACOSSE, Matt — TE**

12/12/17 Signed off New York Giants' practice squad

**LANG, Cedrick — OL**

1/27/17 Signed to future contract

9/2/17 Waived

**LANGLEY, Brendan — CB**

5/12/17 Signed (draft choice)

9/1/18 Waived

9/2/18 Signed to practice squad

11/21/18 Signed to active roster

**LEARY, Ron — G**

3/10/17 Signed

12/12/17 Placed on injured reserve

10/20/18 Placed on injured reserve

**LESLIE, Jordan — WR**

12/26/17 Signed to practice squad

1/1/18 Signed to future contract

9/1/18 Waived

**LEWIS-HARRIS, Chris — CB**

6/14/17 Signed

9/2/17 Released

**LINDSAY, Phillip — RB**

5/1/18 Signed

**LOTULELEI, Lowell — NT**

5/1/18 Signed

5/14/18 Waived

**LYONS, Caushaud — DL**

6/14/18 Signed

9/1/18 Waived

11/27/18 Signed to practice squad

**MAPONGA, Stansly — OLB**

11/2/17 Signed

1/1/18 Signed to future contract

8/13/18 Waived

**MARSHALL, Trey — DB**

5/1/18 Signed

9/1/18 Waived

9/2/18 Signed to practice squad

12/10/18 Signed to active roster

**MASON, Danny — OLB**

7/29/17 Signed

9/2/17 Waived

**MCDONALD, Clinton — DL**

3/21/18 Signed

9/1/18 Released

**MCKENZIE, Isaiah — WR**

5/8/17 Signed (draft choice)

9/1/18 Waived

9/2/18 Signed

9/10/18 Waived

9/12/18 Signed to practice squad

10/25/18 Signed to active roster

11/2/18 Waived

**MCNICHOLS, Jeremy — RB**

10/9/18 Signed to practice squad

**MOORE, Jordan — S**

12/20/17 Signed to practice squad

1/1/18 Signed to future contract

9/1/18 Waived/Injured

**MOUNT, Deiontrez — LB**

8/29/17 Signed

9/2/17 Waived

9/3/17 Signed to practice squad

11/15/17 Signed to active roster

6/12/18 Placed on injured reserve

**MUHAMMAD, Khalfani — RB**

12/3/18 Signed to practice squad

**MURRAY, Justin — T**

5/6/16 Signed

9/3/16 Waived

9/4/16 Signed to practice squad

1/2/17 Signed to future contract

9/2/17 Waived

**NASH, Anthony — WR**

5/11/17 Signed

9/2/17 Waived

**NELSON, Corey — ILB**

10/21/17 Placed on injured reserve

**NELSON, Dontrell — CB**

5/11/17 Signed

8/25/17 Waived

**OSBORNE, DeQuinton — DL**

8/15/18 Signed

9/1/18 Waived

**OSWEILER, Brock — QB**

7/24/12 Signed (draft choice)

9/3/17 Signed

**PARADIS, Matt — C**

11/12/18 Placed on injured reserve

**PARKER, Brian — TE**

11/15/17 Signed to practice squad

1/1/18 Signed to future contract

9/1/18 Waived

9/2/18 Signed to practice squad

9/29/18 Signed to active roster

**PATRICK, Tim — WR**

10/19/17 Signed to practice squad

11/8/17 Waived

11/15/17 Signed to practice squad

1/1/18 Signed to future contract

**PEKO, Kyle — NT**

5/6/16 Signed

9/20/16 Waived

9/22/16 Signed to practice squad

12/28/16 Signed to active roster

9/2/17 Waived

9/3/17 Signed

9/9/17 Waived

9/11/17 Signed to practice squad

9/16/17 Signed to active roster

10/21/17 Waived

10/24/17 Signed to practice squad

11/25/17 Signed to active roster

9/1/18 Waived

9/2/18 Signed to practice squad

9/11/18 Released from practice squad

**POUTASI, Jeremiah — T**

12/5/17 Signed to practice squad

1/1/18 Signed to future contract

9/1/18 Waived

**RAY, Shane — OLB**

9/4/17 Placed on injured reserve

10/30/17 Activated from injured reserve

12/19/17 Placed on injured reserve

**RAYMOND, Kalif — WR**

5/6/16 Signed

9/3/16 Waived

9/6/16 Signed to practice squad

12/2/16 Signed to active roster

9/2/17 Waived

**RIDLEY, Stevan — RB**

7/27/17 Signed

9/2/17 Released

**RIOS, Marcus — CB**

5/11/17 Signed

9/2/17 Waived

9/3/17 Signed to practice squad

12/1/17 Signed to active roster

9/1/18 Waived/Injured

**RUBIN, Ahtyba — DL**

9/15/17 Signed

10/17/17 Released

**RUSH, Marcus — LB**

12/19/17 Signed to practice squad

1/1/18 Signed to future contract

9/1/18 Waived

**SAMBRAILO, Ty — OL**

9/1/17 Traded to Atlanta

**SANDERS, Emmanuel — WR**

12/5/18 Placed on injured reserve

**SCHEU, Steven — TE**

10/18/16 Signed to practice squad

1/2/17 Signed to future contract

9/2/17 Waived

**SCHLOTTMANN, Austin — G**

5/1/18 Signed

9/1/18 Waived

9/2/18 Signed to practice squad

**SCHOFIELD, Michael — OL**

9/2/17 Waived

**SCOTT, Niles — DL**

9/11/18 Signed to practice squad

9/25/18 Released

10/8/18 Signed to practice squad

**SEMISCH, Tim — TE**

11/27/18 Signed to practice squad

**SHARP, Hunter — WR**

12/28/16 Signed to practice squad  
1/2/17 Signed to future contract  
9/2/17 Waived  
9/3/17 Signed to practice squad  
10/17/17 Signed to active roster  
10/30/17 Waived  
11/1/17 Signed to practice squad

**SIEMIAN, Trevor — QB**

12/16/17 Placed on injured reserve  
8/19/18 Traded to Minnesota

**SIMMONS, Justin — S**

12/13/17 Placed on injured reserve

**SIMMONS, Antonio — OLB**

6/14/18 Signed

**SKIPPER, Dan — OL**

11/27/18 Signed to practice squad

**SLOTTER, Kyle — QB**

5/11/17 Signed  
9/2/17 Waived

**SMITH, C.J. — CB**

4/17/18 Claimed off waivers (Cle.)  
9/1/18 Waived

**SNYDER, Kevin — LB**

12/15/16 Signed to practice squad  
1/2/17 Signed to future contract  
9/2/17 Waived  
10/24/17 Signed to practice squad  
10/30/17 Signed to active roster  
11/7/17 Waived

**SOTO, Shakir — DE**

5/11/17 Signed  
9/2/17 Waived

**STEPHENS, Linden — CB**

11/21/18 Signed to practice squad

**STEVENS, Nick — QB**

5/17/18 Signed  
6/14/18 Waived

**STEWART, Orion — S**

5/11/17 Signed  
9/2/17 Waived

**SULLEYMAN, Sadat — OLB**

5/6/16 Signed  
9/3/16 Waived

**SUTTON, Courtland — WR**

5/11/18 Signed as draft choice

**TALIB, Aqib — CB**

8/15/18 Traded to Los Angeles

**TAYLOR, Jamar — CB**

12/4/18 Signed

**TAYLOR, Jordan — WR**

9/1/18 Placed on reserve/PUP

**THOMAS, Demaryius — WR**

10/30/18 Traded to Houston

**THOMAS, Dymonte — S**

5/11/17 Signed  
9/2/17 Waived  
9/3/17 Signed to practice squad  
12/14/17 Signed to active roster

**THOMAS, Jhaustin — DE**

10/28/17 Signed to practice squad  
1/1/18 Signed to future contract  
4/30/18 Waived

**THOMAS, Shamarko — S**

8/13/18 Signed  
9/1/18 Released  
9/11/18 Signed  
12/10/18 Waived

**THOMSPON, Juwan — RB**

9/3/16 Waived  
9/4/16 Signed to practice squad  
10/30/16 Signed  
9/2/17 Waived

**TRAYLOR, Austin — TE**

12/20/16 Signed to practice squad  
1/2/17 Signed to future contract  
9/2/17 Waived  
9/3/17 Signed to practice squad  
11/18/17 Signed to active roster  
9/1/18 Waived

**TURNER, Billy — G**

10/17/16 Claimed off waivers (Bal.)  
10/17/17 Placed on injured reserve

**VELDHEER, Jared — T**

3/23/18 Acquired via trade (Ari.)

**WADMAN, Colby — P**

9/25/18 Signed to practice squad  
10/6/18 Signed to active roster

**WARD, T.J. — S**

9/2/17 Released

**WATSON, Menelik — T**

3/10/17 Signed  
11/7/17 Placed on injured reserve  
8/20/18 Placed on injured reserve

**WHITE, DeAndrew — WR**

8/15/18 Claimed off waivers (Hou.)  
9/1/18 Waived

**WILKINSON, Elijah — OL**

5/11/17 Signed  
9/2/17 Waived  
9/3/17 Signed to practice squad  
10/21/17 Signed to active roster

**WILLIAMS, David — RB**

5/11/18 Signed as draft choice  
9/1/18 Waived  
9/2/18 Signed to practice squad

**WILLIAMS, DeShawn — DL**

1/17/18 Signed to future contract  
9/1/18 Waived  
9/2/18 Signed to practice squad  
9/11/18 Released from practice squad

**WILLIAMS, Jimmy — WR**

5/1/18 Signed  
7/25/18 Placed on reserve/did not report

**WILLIAMS, Jonathan — RB**

9/6/17 Signed to practice squad

**WILLIAMS, Stanley — RB**

8/21/17 Claimed off waivers (Cin.)  
9/2/17 Waived

**WOLFE, Derek — DE**

12/5/17 Placed on injured reserve

**YIADOM, Isaac — CB**

5/27/18 Signed as draft choice



# SHAQUIL BARRETT

48

## OUTSIDE LINEBACKER

6-1 • 250 • 5TH YR. • COLORADO STATE

BORN: Nov. 17, 1992, in Baltimore

HIGH SCHOOL: Boys Town (Neb.) High School

ACQUIRED: College Free Agent, 2014

NFL YEAR: 5th • YEAR WITH BRONCOS: 5th

NFL GAMES PLAYED/STARTED: 59/15 • POSTSEASON GP/GS: 3/0



### BARRETT AT A GLANCE:

- A fifth-year outside linebacker who played 59 games (15 starts) and three postseason contests with Denver (2014-18), posting for 130 tackles (95 solo), 14 sacks (110.5 yds.), seven forced fumbles and 17 special-teams stops during his first five NFL seasons.
- Saw action in all 16 games (9 starts) for the third consecutive season in 2017, finishing his fourth NFL campaign with 36 tackles (30 solo), four sacks (19 yds.), two forced fumbles, one fumble recovery and one blocked punt.
- Played all 16 games in 2016 and recorded 31 tackles (20 solo), 1.5 sacks (14.5 yds.), one forced fumble and five special-teams stops.
- Appeared in 16 games (6 starts) and all three postseason contests in 2015, tallying a career-best 41 tackles (28 solo), 5.5 sacks (39 yds.), four forced fumbles and two fumble recoveries.
- Competed on the Broncos' practice squad for the majority of his rookie season in 2014 in addition to spending two weeks on the active roster.
- Played 38 career games (35 starts) for Colorado State University and totaled 246 tackles (116 solo), 18 sacks (119 yds.), 32.5 tackles for loss (149 yds.) and three interceptions (101 yds.).
- Finished his career at CSU with seven forced fumbles, four fumble recoveries and three blocked kicks.
- Named Mountain West Conference Defensive Player of the Year as a senior for the Rams in 2013 after ranking fifth in the nation with 12 sacks (77 yds.) and 20.5 tackles for a loss (98 yds.).
- Entered the NFL with Denver as a college free agent on May 16, 2014.

**CAREER TRANSACTIONS:** Signed by Denver as a college free agent 5/16/14; Waived by Denver 8/30/14; Signed by Denver (practice squad) 9/1/14; Signed by Denver (active roster) 10/15/14; Waived by Denver 10/20/14; Signed by Denver (practice squad) 10/22/14; Signed by Denver (active roster) on 1/10/15.



**2018:** Barrett posted two solo tackles and sacked Russell Wilson for 22 yards vs. Sea. (9/9)... Blocked an extra point in addition to making three tackles (2 solo) vs. Oak. (9/16)... Notched four tackles (3 solo) at Bal. (9/23)... Recorded three tackles (2 solo) and one pass defended vs. K.C. (10/1)... Made one solo tackle at NYJ (10/7)... Notched one solo tackle vs. LAR (10/14)... Sacked Josh Rosen for 10 yards at Ari. (10/18)... Contributed two solo tackles, two quarterback hits and two special-teams stops at K.C. (10/28)... Registered one solo tackle vs. Hou. (11/4)... Contributed three tackles (1 solo) at LAC (11/18)... Sacked Ben Roethlisberger for six yards vs. Pit. (11/25)... Was inactive at Cin. (12/2), at S.F. (12/9) and vs. Cle. (12/15), with a hip injury.

**2017:** Barrett appeared in 16 games (9 starts), totaling 36 tackles (30 solo), four sacks (19 yds.), two forced fumbles, one fumble recovery and one blocked punt... Sacked Philip Rivers for seven yards vs. LAC (9/11)... Tied for the team-lead with seven tackles (4 solo) vs. Dal. (9/17)... Recorded four tackles (3 solo) and sacked Eli Manning for 2 yards vs. NYG (10/15)... Strip-sacked Alex Smith (5 yds.) and made two solo stops at K.C. (10/30)... Blocked one punt and made one solo tackle vs. Cin. (11/19)... Strip-sacked Derek Carr (5 yds.) and recovered the fumble in addition to posting two solo stops at Oak. (11/26).

**2016:** Barrett played all 16 games and totaled 31 tackles (20 solo), 1.5 sacks (14.5 yds.), one forced fumble and two passes defended in addition to five special-teams stops... Registered six tackles (3 solo), 0.5 sacks (4.5 yds.) and one pass defended at T.B. (10/2)... Blocked an extra point attempt vs. S.D. (10/30)... Contributed four tackles (3 solo) and two special-teams stops at Oak. (11/6)... Sacked Drew Brees for -10 yards at N.O. (11/13)... Recorded two tackles (1 solo), one forced fumble and two special-teams stops at K.C. (12/25).

**2015:** Barrett saw action in all 16 games (6 starts) and three postseason contests, posting 41 tackles (28 solo), 5.5 sacks (39 yds.), four passes defended, four forced fumbles, two fumble recoveries and nine special-teams tackles... Tallied two tackles and one special-teams stop in Denver's three postseason contests... Made one tackle and one special-teams stop in his NFL debut vs. Bal. (9/13)... Strip-sacked Lions QB Matthew Stafford in the fourth quarter on *Sunday Night Football*... Recorded four tackles (2 solo), one sack (7 yds.),



one forced fumble on special teams and three solo special-teams stops at Oak. (10/11)... Started his first career game at Cle. (10/18), finishing with nine tackles (6 solo), 1.5 sacks (10 yds.), three tackles for loss, one pass defended, one forced fumble and one fumble recovery... Notched four tackles (3 solo) and recovered a special-teams fumble that led to a fourth-quarter touchdown vs. N.E. (11/29)... Posted three solo stops, one sack (3 yds.) and one pass defended at S.D. (12/6)... Sacked Raiders QB Derek Carr for 12 yards and posted three solo tackles and one special-teams stop vs. Oak. (12/13)... Tallied two solo tackles and forced one fumble vs. S.D. (1/3)... Assisted on one tackle each in Denver's AFC Divisional Playoff Game vs. Pit. (1/17) and in Denver's AFC Championship Game vs. N.E. (1/24)... Posted one special-teams stop in Denver's Super Bowl 50 victory vs. Car. (2/7).

**2014:** Barrett, who entered the NFL with the Broncos as a college free agent, spent 16 weeks of the regular season competing on the club's practice squad... Was on the 53-man roster for the club's Week 7 game vs. S.F. (10/19) but was not activated... Active but did not play in Denver's AFC Divisional Playoff Game vs. Ind. (1/11).

**COLLEGE:** Barrett played three seasons (2011-13) for Colorado State University after transferring from the University of Nebraska-Omaha, which dropped its football program... Started 35-of-38 games for CSU and totaled 246 tackles (116 solo), 18 sacks (119 yds.), 32.5 tackles for a loss (149 yds.), three interceptions (101 yds.), six passes defended, seven forced fumbles, four fumble recoveries and three blocked kicks... Named Mountain West Conference Defensive Player of the Year as a senior in 2013 after ranking fifth in the nation with 12 sacks (77 yds.) and 20.5 tackles for a loss (98 yds.).

**PERSONAL:** Attended Boys Town (Neb.) High School, where he was an all-state defensive lineman... Named Athlete of the Year at Boys Town... Shaquill Akeem Barrett was born on Nov. 17, 1992, in Baltimore.

## BARRETT'S REGULAR SEASON RECORD

Year	Club	G	S	UT	A	TT	S-Yds.	I-Yds.	PD	FF	FR	TD-Int.	TD-FR	S	Pts.
2014	Denver	0	0	0	0	0	0-0	0-0	0	0	0	0	0	0	0
2015	Denver	16	6	28	13	41	5.5-39	0-0	4	3	1	0	0	0	0
2016	Denver	16	0	20	11	31	1.5-14.5	0-0	2	1	0	0	0	0	0
2017	Denver	16	9	30	6	36	4-19	0-0	0	2	1	0	0	0	0
2018	Denver	11	0	17	5	22	3-38	0-0	1	0	0	0	0	0	0
CAREER TOTALS		59	15	95	35	130	14-110.5	0-0	7	6	2	0	0	0	0

**ADDITIONAL STATISTICS:** Special-teams tackles — 2015 (9), 2016 (5), 2017 (1), 2018 (1), TOTAL (17). Special-teams FF — 2015 (1), TOTAL (1). Special-teams FR — 2015 (1), TOTAL (1). Blocked extra point — 2016 (1), 2018 (1), TOTAL (2). Blocked punt — 2017 (1), TOTAL (1).

## BARRETT'S POSTSEASON RECORD

[illegible]

**ADDITIONAL STATISTICS:** Special-teams tackles — 2015 (1), TOTAL (1).

## BARRETT'S SINGLE-GAME HIGHS

(Postseason in parentheses)

**Tackles** — 9 at Cleveland, 10/18/15 (1, twice, last vs. New England, 1/24/16). **Sacks** — 1.5 at Cleveland, 10/18/15 (none). **Sack yards** — 22 vs. Seattle, 9/9/18 (none). **Forced fumbles** — 1, six times, last at Oakland, 11/26/17 (none). **Recovered fumbles** — 1, three times, last at Oakland, 11/26/17 (none). **Special-teams tackles** — 3 at Oakland, 10/1/15 (1 vs. Carolina, 2/7/16).

### BARRETT'S SACKS BY QUARTERBACK (14)

Quarterback .....	Sacks	Quarterback .....	Sacks
Derek Carr .....	3.0	Alex Smith .....	1.0
Phillip Rivers .....	2.0	Eli Manning .....	1.0
Josh McCown .....	1.5	Russell Wilson .....	1.0
Matthew Stafford .....	1.0	Josh Rosen .....	1.0
Drew Brees .....	1.0	Jameis Winston .....	0.5
Ben Roethlisberger .....	1.0		

**SHAQUIL BARRETT'S 2018 GAME-BY-GAME**

(Victories asterisked)

2018 DENVER (6-8)		TACKLES								
Date	Opponent	P/S	UT	A	TT	S-Yds.	I-Yds.	PD	FF	FR
Sep 9	vs. Seattle*	P	2	0	2	1-22	0-0	0	0	0
Sep 16	vs. Oakland*	P	2	1	3	0-0	0-0	0	0	0
Sep 23	at Baltimore	P	3	1	4	0-0	0-0	0	0	0
Oct 1	vs. Kansas City	P	2	1	3	0-0	0-0	1	0	0
Oct 7	at New York Jets	P	1	0	1	0-0	0-0	0	0	0
Oct 14	vs. L.A. Rams	P	1	0	1	0-0	0-0	0	0	0
Oct 18	at Arizona*	P	1	0	1	1-10	0-0	0	0	0
Oct 28	at Kansas City	P	2	0	2	0-0	0-0	0	0	0
Nov 4	vs. Houston	P	1	0	1	0-0	0-0	0	0	0
Nov 18	at L.A. Chargers*	P	1	2	3	0-0	0-0	0	0	0
Nov 25	vs. Pittsburgh*	P	1	0	1	1-6	0-0	0	0	0
Dec 2	at Cincinnati*					INACTIVE				
Dec 9	at San Francisco					INACTIVE				
Dec 15	vs. Cleveland					INACTIVE				
<b>Season Totals</b>			<b>11/0</b>	<b>17</b>	<b>5</b>	<b>22</b>	<b>3-38</b>	<b>0-0</b>	<b>1</b>	<b>0</b>



# KEISHAWN BIERRIA

40

## INSIDE LINEBACKER

6-1 • 223 • R • WASHINGTON

BORN: July 26, 1995, in Carson, Calif.

HIGH SCHOOL: Narbonne High School, Los Angeles

ACQUIRED: Draft #6b (217th overall), 2018

NFL YEAR: 1st • YEAR WITH BRONCOS: 1st

NFL GAMES PLAYED/STARTED: 14/0



### BIERRIA AT A GLANCE:

- A rookie inside linebacker from the University of Washington who has played 14 games and contributed two tackles and three special-teams stops with Denver in 2018.
- Started 43-of-54 games played at the University of Washington, totaling 242 tackles (155 solo), 7.5 sacks (50 yds.), four passes defended, five forced fumbles and eight fumble recoveries.
- Chosen as a second-team All-Pacific-12 Conference selection following both his redshirt senior and junior seasons.
- Started all 13 games played and finished with 60 tackles (41 solo), one sack (11 yds.), two passes defended, two forced fumbles and two fumble recoveries in 2017.
- Selected by the Broncos in the sixth round (217th overall) of the 2018 NFL Draft.

**CAREER TRANSACTIONS:** Signed by Denver as a draft choice on 5/10/18.



**2018:** Selected by Denver in the sixth round (217th overall) of the 2018 NFL Draft, Bierria made his NFL debut on special teams vs. Sea. (9/9)... Played vs. Oak. (9/16), at Bal. (9/23) and vs. K.C. (10/1)... Contributed one special-teams tackle at. NYJ (10/7)... Saw action on special teams vs. LAR (10/14), at Ari. (10/18) and at K.C. (10/28)... Played his first career defensive snaps in addition to competing on special teams vs. Hou. (11/4)... Notched two special-teams tackles at LAC (11/18)... Assisted on one tackle vs. Pit. (11/25)... Posted one solo tackle at Cin. (12/2)... Saw action on special teams at S.F. (12/9) and vs. Cle. (12/15).

**COLLEGE:** Bierria started 43-of-54 games played at the University of Washington, totaling 242 tackles (155 solo), 7.5 sacks (50 yds.), four passes defended, five forced fumbles and eight fumble recoveries... Started all 13 games played and finished with 60 tackles (41 solo), one sack (11 yds.), two passes defended, two forced fumbles and two fumble recoveries... Was named second-team All-Pacific-12 Conference for the second consecutive season... Earned the 110th Guy Flaherty Most Inspirational Award at the UW postseason awards banquet, winning that honor for the second year in a row... Opened all 14 games in 2016 and led the NCAA-FBS with five fumble recoveries in addition to posting 70 tackles (42 solo), two sacks (17 yds.) and two forced fumbles... Recorded a collegiate-best 77 tackles (51 solo) and 3.5 sacks (20 yds.) in addition to forcing and recovering one fumble in 2015... Played in all 14 games (4 starts) as a redshirt freshman, posting 35 tackles (21 solo) and one sack (2 yds.)... Tallied 10 tackles (2) solo vs. UCLA (11/8).

**PERSONAL:** Bierria attended Narbonne High School in Los Angeles, where he was named first-team All-CIF Los Angeles City Section at linebacker after posting 87 tackles as a senior... Helped Narbonne to a 14-1 record and a second consecutive L.A. City Section Division I championship as well as a berth in the CIF South Regional championship game in 2012... Earned second-team All-L.A. City Section honors as a junior after totaling 65 tackles... Notched 69 tackles as Carson went 12-3 and made it to the Los Angeles City Section Championship Game in 2010... Keishwan Bierria (pronounced KEE-shawn be-AIR-ee-uh) was born on July 26, 1995, in Carson, Calif.

### BIERRIA'S REGULAR SEASON RECORD

Year	Club	G	S	UT	A	TT	S-Yds.	I-Yds.	PD	FF	FR	TD-Int.	TD-FR	S	Pts.
2018	Denver	14	0	1	1	2	0-0	0-0	0	0	0	0-0	0-0	0	0
<b>CAREER TOTALS</b>		<b>14</b>	<b>0</b>	<b>1</b>	<b>1</b>	<b>2</b>	<b>0-0</b>	<b>0-0</b>	<b>0</b>	<b>0</b>	<b>0</b>	<b>0-0</b>	<b>0-0</b>	<b>0</b>	<b>0</b>

**ADDITIONAL STATISTICS:** Special-teams tackles — 2018 (3), TOTAL (3).

**KEISHAWN BIERRIA'S 2018 BY-GAME**

*(Victories asterisked)*

2018 DENVER (6-8)		TACKLES								
Date	Opponent	P/S	UT	A	TT	S-Yds.	I-Yds.	PD	FF	FR
Sep 9	vs. Seattle*	P	0	0	0	0-0	0-0	0	0	0
Sep 16	vs. Oakland*	P	0	0	0	0-0	0-0	0	0	0
Sep 23	at Baltimore	P	0	0	0	0-0	0-0	0	0	0
Oct 1	vs. Kansas City	P	0	0	0	0-0	0-0	0	0	0
Oct 7	at New York Jets	P	0	0	0	0-0	0-0	0	0	0
Oct 14	vs. L.A. Rams	P	0	0	0	0-0	0-0	0	0	0
Oct 18	at Arizona*	P	0	0	0	0-0	0-0	0	0	0
Oct 28	at Kansas City	P	0	0	0	0-0	0-0	0	0	0
Nov 4	vs. Houston	P	0	0	0	0-0	0-0	0	0	0
Nov 18	at L.A. Chargers*	P	0	0	0	0-0	0-0	0	0	0
Nov 25	vs. Pittsburgh*	P	0	1	1	0-0	0-0	0	0	0
Dec 2	at Cincinnati*	P	1	0	1	0-0	0-0	0	0	0
Dec 9	at San Francisco	P	0	0	0	0-0	0-0	0	0	0
Dec 15	vs. Cleveland	P	0	0	0	0-0	0-0	0	0	0
<b>Season Totals</b>			<b>14/0</b>	<b>1</b>	<b>1</b>	<b>2</b>	<b>0-0</b>	<b>0-0</b>	<b>0</b>	<b>0</b>





## GARETT BOLLES

72

### TACKLE



6-5 • 300 • 2ND YR. • UTAH

**BORN:** May 27, 1992, in Walnut Creek, Calif.

**HIGH SCHOOL:** Westlake (Utah) High School

**ACQUIRED:** Draft #1 (20th overall), 2017

**NFL YEAR:** 2nd • **YEAR WITH BRONCOS:** 2nd

**NFL GAMES PLAYED/STARTED:** 30/30

### BOLLES AT A GLANCE:

- A second-year left tackle who started all 30 games played with Denver during his first two NFL seasons (2017-18) and earned PFWA All-Rookie honors.
- Became the fifth rookie to start every game at left tackle in Broncos history since starting lineups were tracked beginning in 1968.
- Started all 13 games played at left tackle in his only season at the University of Utah in 2016 after beginning his collegiate career at Snow College.
- Named First-Team All-Pacific-12 Conference after playing 891 snaps for the Utes during his junior season in 2016.
- Served on an LDS Church Mission in Colorado Springs, Colo., for two years before attending Snow College.
- Selected by the Broncos in the first round (20th overall) of the 2017 NFL Draft.

**CAREER TRANSACTIONS:** Signed by Denver as a draft choice 5/11/17.



**2018:** Bolles started at left tackle vs. Sea. (9/9), vs. Oak. (9/16), at Bal. (9/23), vs. K.C. (10/1), at NYJ (10/7), vs. LAR (10/14), at Ari. (10/18), at K.C. (10/28), vs. Hou. (11/4), at LAC (11/18), vs. Pit. (11/25), at Cin. (12/2), at S.F. (12/9) and vs. Cle. (12/15).

**2017:** Bolles opened all 16 games at left tackle to represent just the fifth time in team history a rookie left tackle started every game since starting lineups were tracked beginning in 1968... Earned all-rookie honors from the PFWA... Was the sixth rookie to open the season at left tackle for the Broncos in Week 1 (vs. LAC).

**COLLEGE:** Bolles was named to the All-Pacific-12 Conference First-Team in his only season with the University of Utah after opening all 13 games played (891 total snaps) at left tackle... Signed with Utah as the No. 1 overall junior college prospect... Contributed to the Utes averaging close to 30 points per game... Helped Utah's rushing offense rank third in the Pac-12 with 214.0 rushing yards per game... Played on an offensive line that allowed just 2.1 sacks per game... Earned NJCAA first-team All-America honors following his sophomore season at Snow College, starting all 11 games played... Named the 2015 Western State Football League Offensive Player of the Year in addition to picking up All-WSFL first-team honors... Helped Snow College finish No. 2 in the NJCAA rankings after winning the WSFL championship and Salt City Bowl.

**PERSONAL:** Bolles played on the offensive and defensive lines at Westlake (Utah) High School... Also competed in lacrosse... Served an LDS Church Mission in Colorado Springs, Colo., before playing collegiate football... Lists Greg and Emily Freeman as guardians after moving in with the Freeman family during high school... Last name is pronounced bowls... Garrett Bolles was born on May 27, 1992, in Walnut Creek, Calif.

### BOLLES' REGULAR SEASON RECORD


Year	Club	G	S
2017	Denver	16	16
2018	Denver	14	14
<b>CAREER TOTALS</b>		<b>30</b>	<b>30</b>

**ADDITIONAL STATISTICS:** Miscellaneous tackles — 2017 (3), TOTAL (3).

### BOLLES AN IMMEDIATE STARTER AS A ROOKIE

#### BRONCOS LEFT TACKLES TO START EVERY GAME AS A ROOKIE (SINCE 1968)

Year	Player
1974	Claudio Minor
1979	Dave Studdard
1992	Russell Freeman
2008	Ryan Clady
2017	Garrett Bolles



# DEVONTAE BOOKER

23

## RUNNING BACK

5-11 • 219 • 3RD YR. • UTAH

**BORN:** May 27, 1992, in Sacramento, Calif.

**HIGH SCHOOL:** Grant Union High School, Sacramento, Calif.

**ACQUIRED:** Draft #4 (136th overall), 2016

**NFL YEAR:** 3rd • **YEAR WITH BRONCOS:** 3rd

**NFL GAMES PLAYED/STARTED:** 43/6



### BOOKER AT A GLANCE:

- A third-year running back who appeared in 43 games (6 starts) during his first three NFL seasons with Denver (2016-18), rushing 279 times for 1,059 yards (3.8 avg.) with six touchdowns in addition to catching 91 passes for 774 yards (8.5 avg.) with one score.
- Gained 574 yards from scrimmage (299 rushing / 275 receiving) and returned 14 kickoffs for 276 yards (19.7 avg.) during his second NFL campaign in 2017.
- Became the 13th rookie in Broncos history (first since 2009) to lead the team in rushing, totaling 612 yards on 174 carries (3.5 avg.) with four touchdowns in his initial NFL season.
- Started 19-of-23 games played at the University of Utah after beginning his collegiate career at American River College.
- Rushed for 2,773 yards on 560 carries (5.0 avg.) with 21 touchdowns and caught 80 passes for 624 yards (7.8 avg.) with two touchdowns in two seasons at Utah.
- Attended Grant Union High School in Sacramento, Calif., where he rushed for 2,884 yards and 45 touchdowns as a senior and was named to the *Sacramento Bee's* all-metro teams in 2008 and '09.
- Selected by the Broncos in the fourth round (136th overall) of the 2016 NFL Draft.

**CAREER TRANSACTIONS:** Signed by Denver as a draft choice 5/13/16.



**2018:** Booker rushed twice for four yards (2.0 avg.) and caught two passes for 11 yards (5.5 avg.) vs. Sea. (9/9)... Carried three times for 17 yards (5.7 avg.) vs. Oak. (9/16)... Contributed five carries for 10 yards (2.0 avg.), five catches for 34 yards (6.8 avg.) and one kickoff return for 23 yards at Bal. (9/23)... Rushed once for five yards and caught one pass for nine yards vs. K.C. (10/1)... Caught five passes for 59 yards (11.8 avg.) and made one special-teams tackle at NYJ (10/7)... Made one catch at Ari. (10/18)... Carried nine times for 78 yards (8.7 avg.) in addition to catching four passes for 23 yards (5.8 avg.) at K.C. (10/28)... Scored on a 14-yard rush in addition to catching two passes for nine yards vs. Hou. (11/4)... Caught one pass for four yards at LAC (11/18)... Made one catch for six yards vs. Pit. (11/15)... Caught two passes for 38 yards (19.0 avg.) and rushed one time for four yards at Cin. (12/2)... Caught two passes for 11 yards (5.5 avg.) and returned one kickoff for 22 yards at S.F. (12/9)... Caught two passes for 17 yards (8.5 avg.) and returned one kickoff for 35 yards vs. Cle. (12/15).

**2017:** Booker appeared in 13 games, rushing 79 times for 299 yards (3.8 avg.) with one touchdown and catching 30 passes for 275 yards (9.2 avg.)... Added 14 kickoff returns for 276 yards (19.7 avg.)... Caught four passes for 78 yards (19.5 avg.) vs. NYG (10/15)... Rushed six times for 40 yards (6.7 avg.) with one touchdown and caught three passes for 14 yards at K.C. (10/30)... Rushed eight times for 24 yards (3.0 avg.), caught one pass for five yards and returned five kickoffs for 107 yards (21.4 avg.) vs. N.E. (11/12)... Carried 14 times for 44 yards (3.1 avg.) and caught five passes for 54 yards (10.8 avg.) vs. Cin (11/19)... Rushed eight times for 47 yards (5.9 avg.) and caught five passes for 24 yards (4.8 avg.) at Was. (12/24).

### BOOKER LEADS BRONCOS IN RUSHING AS A ROOKIE

#### ROOKIE RUNNING BACKS TO LEAD BRONCOS IN RUSHING, SINGLE SEASON

Year	Player	Yards
1960	Dave Rolle	501
1963	Billy Joe	649
1967	Floyd Little	381
1982	Gerald Willhite	347
1989	Bobby Humphrey	1,151
1995	Terrell Davis	1,117
1999	Olandis Gary	1,159
2000	Mike Anderson	1,487
2002	Clinton Portis	1,508
2007	Selvin Young	729
2008	Peyton Hillis	343
2009	Knowshon Moreno	947
2016	Devontae Booker	612

**2016:** Selected by the Broncos in the fourth round (136th overall) of the 2016 NFL Draft, Booker led the team in rushing with 174 carries for 612 yards (3.5 avg.) with four touchdowns... Added 31 catches for 265 yards (8.5 avg.) with one touchdown... Became the 13th rookie in team history and first since 2009 (Knowshon Moreno) to lead the team in rushing... Carried three times for eight yards (2.7 avg.) in his NFL debut vs. Car. (9/8)... Scored his first career touchdown (1 yd.) and finished with 17 carries for 83 yards (4.9 avg.) vs. Hou. (10/24)... Rushed 24 times for 76 yards (3.2 avg.) at N.O. (11/13)... Rushed 24 times for 79 yards (3.3 avg.) and caught one pass for 22 yards vs. K.C. (11/27)... Carried 18 times for 35 yards (1.9 avg.) at Jac. (12/4)... Recorded his first two-touchdown game vs. Oak. (1/1), finishing with 14 carries for 57 yards (4.1 avg.) with one score and two catches for 52 yards (26.0 avg.) with one touchdown... Became just the seventh Broncos rookie—and the first in 15 years (Clinton Portis, 12/15/12)—to record a touchdown on the ground and through the air in the same game.

**COLLEGE:** Booker started 19-of-23 games played at the University of Utah after beginning his collegiate career at American River College... Opened the first 10 games of 2015 before suffering a season-ending knee injury, finishing with 1,261 yards on 268 carries (4.7 avg.) with 11 touchdowns in addition to catching 37 passes for 318 yards (8.6 avg.)... Led the nation with 305 touches from scrimmage (30.5 per game) and carries per game (26.8) at the time of his knee injury... Named a Maxwell Award semifinalist (national player of the year) and Doak Walker Award semifinalist (nation's top running back) in addition to earning All-Pac-12 second-team honors... Started 9-of-13 contests his junior season, finishing with 292 carries for 1,512 yards (5.2 avg.) with 10 touchdowns in addition to 43 catches for 306 yards (7.1 avg.) with two touchdowns... Posted the second-most yards (1,512) and third-most carries (292) in school history, earning a first-team All-Pac-12 selection... Did not play football during the 2013 season.

**PERSONAL:** Booker attended Grant Union High School in Sacramento, Calif., where he rushed for 2,884 yards and 45 touchdowns as a senior... Helped Grant High to the 2008 CIF State Open Division state title as a junior, leading the team in rushing yards (1,850) and touchdowns (36)... Named to the *Sacramento Bee's* all-metro teams in 2008 and 2009... Received a bachelor's degree in sociology in December of 2015... Devontae Booker was born on May 27, 1992, in Sacramento, Calif.

### BOOKER'S REGULAR SEASON RECORD

Year	Club	G	S	RUSHING				RECEIVING				SCORING					
				No.	Yds.	Avg.	LG	TD	No.	Yds.	Avg.	LG	TD	TDr	Tp	Ort	2pt
2016	Denver	16	6	174	612	3.5	18	4	31	265	8.5	43t	1	5	4	1	0
2017	Denver	13	0	79	299	3.8	26	1	30	275	9.2	29	0	1	1	0	0
2018	Denver	14	0	26	148	5.7	26	1	30	234	7.8	30	0	1	1	0	0
<b>CAREER TOTALS</b>		<b>43</b>	<b>6</b>	<b>279</b>	<b>1,059</b>	<b>3.8</b>	<b>26</b>	<b>6</b>	<b>91</b>	<b>774</b>	<b>8.5</b>	<b>43t</b>	<b>1</b>	<b>7</b>	<b>6</b>	<b>1</b>	<b>0</b>

**ADDITIONAL STATISTICS:** Special-teams tackles — 2017 (1), 2018 (1), TOTAL (2). Miscellaneous tackles — 2016 (1), 2018 (1), TOTAL (2). Miscellaneous FR — 2016 (2), TOTAL (2). Kickoff returns — 2017 (14 for 276 yards, 19.7 avg., 28 LG, 0 TD), 2018 (5 for 118 yards, 23.6 avg., 35 LG, 0 TD), TOTAL (19 for 394 yards, 20.7 avg., 35 LG, 0 TD).

### BOOKER'S SINGLE-GAME HIGHS

(Postseason in parentheses)

**Rushes** — 24, twice, last vs. Kansas City, 11/27/16 (none). **Rushing yards** — 83 vs. Houston, 10/24/16 (none). **Longest rush** — 26, twice, last at Kansas City, 10/28/18 (none). **Rushing touchdowns** — 1, four times, last vs. Oakland, 1/1/17 (none). **Receptions** — 6 at Kansas City, 12/25/16 (none). **Receiving yards** — 78 vs. New York Giants, 10/15/17 (none). **Longest reception** — 43t vs. Oakland, 1/1/17 (none). **Receiving touchdowns** — 1 vs. Oakland, 1/1/17 (none). **Total touchdowns** — 2 vs. Oakland, 1/1/17 (none). **Kickoff returns** — 5, twice, last vs. New England, 11/12/17 (none). **Kickoff return yards** — 107 vs. New England, 11/12/17 (none).

### DEVONTAE BOOKER'S 2018 GAME-BY-GAME

(Victories asterisked)

2018 DENVER (6-8)		RUSHING				RECEIVING				SCORING			
Date	Opponent	P/S	No.	Yds.	Avg.	LG	TD	No.	Yds.	Avg.	LG	TD	2pt.
Sep 9	vs. Seattle*	P	2	4	2.0	2	0	2	11	5.5	7	0	0
Sep 16	vs. Oakland*	P	3	17	5.7	11	0	0	0	—	—	0	0
Sep 23	at Baltimore	P	5	10	2.0	4	0	5	34	6.8	9	0	0
Oct 1	vs. Kansas City	P	1	5	5.0	5	0	1	9	9.0	9	0	0
Oct 7	at New York Jets	P	0	0	—	—	0	5	59	11.8	22	0	0
Oct 14	vs. L.A. Rams	P	2	15	7.5	9	0	2	14	7.0	9	0	0
Oct 18	at Arizona*	P	0	0	—	—	0	1	-1	-1.0	-1	0	0
Oct 28	at Kansas City	P	9	78	8.7	26	0	4	23	5.8	14	0	0
Nov 4	vs. Houston	P	3	15	5.0	14t	1	2	9	4.5	8	0	0
Nov 18	at L.A. Chargers*	P	0	0	—	—	0	1	4	4.0	4	0	0
Nov 25	vs. Pittsburgh*	P	0	0	—	—	0	1	6	6.0	6	0	0
Dec 2	at Cincinnati*	P	1	4	4.0	4	0	2	38	19.0	30	0	0
Dec 9	at San Francisco	P	0	0	—	—	0	2	11	5.5	7	0	0
Dec 15	vs. Cleveland	P	0	0	—	—	0	2	17	8.5	15	0	0
<b>Season Totals</b>			<b>14/0</b>	<b>26</b>	<b>148</b>	<b>5.7</b>	<b>26</b>	<b>1</b>	<b>28</b>	<b>234</b>	<b>7.8</b>	<b>39</b>	<b>0</b>

**TRAMAINÉ BROCK****22****CORNERBACK****6-0 • 188 • 9TH YR. • BELHAVEN COLLEGE****BORN:** Aug. 20, 1988, in Gulfport, Miss.**HIGH SCHOOL:** Long Beach (Miss.) Senior High School**ACQUIRED:** Unrestricted Free Agent (Minnesota), 2018**NFL YEAR:** 9th • **YEAR WITH BRONCOS:** 1st**NFL GAMES PLAYED/STARTED:** 101/43 • **POSTSEASON GP/GS:** 10/3**BROCK AT A GLANCE:**

- A ninth-year cornerback who appeared in 101 career regular-season games (43 starts) and 10 postseason contests (3 starts) with Denver (2018), Minnesota (2017) and San Francisco (2010-16).
- Recorded 185 tackles (161 solo), 11 interceptions (165 yds.), 50 passes defended and two forced fumbles in his career.
- Played 13 total games (11 regular season, 2 postseason) during the 2017 season with Minnesota after being acquired in a trade with Seattle on Sept. 2, 2017.
- Opened 40-of-80 games played for the 49ers from 2010-16, including 31 starts for the team from 2015-16.
- Registered three different seasons (2013, '15-16) with more than 10 passes defended while in San Francisco, posting a career-high five interceptions (82 yds.) in 2013.
- Became the first player from Belhaven College (Miss.) to play in the NFL after also spending time at Mississippi Gulf Coast Community College and the University of Minnesota.
- Joined the Broncos as an unrestricted free agent (Minnesota) on March 14, 2018.
- Entered the NFL with San Francisco as a college free agent on April 26, 2010.

**CAREER TRANSACTIONS:** Signed by San Francisco as a college free agent 4/26/10; Waived by San Francisco 9/14/10; Signed by San Francisco (practice squad) 9/15/10; Signed by San Francisco (active roster) 9/20/10; Waived by San Francisco 10/12/10; Signed by San Francisco (practice squad) 10/14/10; Signed by San Francisco (active roster) 10/27/10; Released by San Francisco 4/7/17; Signed by Seattle 8/16/17; Traded by Seattle to Minnesota 9/2/17; Signed by Denver 3/14/18.



**2018:** Brock played defense and special teams in his Broncos' debut vs. Sea. (9/9)... Posted six tackles (5 solo) and one pass defended vs. Oak. (9/16)... Played before leaving with a groin injury at Bal. (9/23)... Was inactive vs. K.C. (10/1) and at NYJ (10/7)... Opened the game and finished with three tackles (2 solo) and one pass defended vs. LAR (10/14)... Notched one pass defended at Ari. (10/18)... Registered one tackle and two passes defended at K.C. (10/28)... Recorded three solo tackles vs. Hou. (11/4)... Had one solo tackle at LAC (11/18)... Played in his 100th career game and made three tackles before leaving with a rib injury vs. Pit. (11/25)... Was inactive at Cin. (12/2) and at S.F. (12/9)... Notched one solo tackle and one pass defended vs. Cle. (12/15).

**2017:** Brock, who was acquired by Minnesota in a trade with Seattle on Sept. 2, appeared in 11 regular-season contests and two playoff games with the Vikings... Recored six tackles (5 solo) and one pass defended in addition to two special-teams stops.

**2016:** Brock started all 16 games with San Francisco for the first time in his career, totaling 59 tackles (49 solo), one interception (39 yds.), a career-best 14 passes defended and one forced fumble... Tallied more than five tackles in five different contests... Intercepted Jared Goff and returned it 39 yards at Los Angeles (12/24).

**2015:** Brock opened all 15 games with the 49ers, posting 53 tackles (45 solo), three interceptions (26 yds.) and 11 passes defended... Notched multiple passes defended in three different games... Intercepted Teddy Bridgewater and returned it 27 yards vs. Min. (9/14)... Posted one interception each at NYG (10/11) and vs. Sea. (10/22).

**2014:** Brock played three games (2 starts) for the 49ers, missing most of the season with various injuries... Finished the year with seven solo tackles.

**2013:** Brock played all 16 regular-season games (7 starts) and opened all three postseason contests with San Francisco, registering a career-best five interceptions (82 yds.)... Added 35 tackles (33 solo) and 13 passes defended... Contributed 11 tackles (8 solo) in three postseason games... Recorded his first career multiple interception (2-31) game vs. Hou. (10/6)... Scored on a 41-yard interception return vs. Car. (11/10)... Registered six tackles in the NFC Championship Game at Sea. (1/19).

**2012:** Brock played all 16 regular-season games for the first time in career in addition to seeing action in all three postseason contests... Contributed 15 special-teams tackles in addition to posting one solo stop, one



pass defended and one forced fumble... Talled two solo stops in three postseason contests.

**2011:** Brock saw action in 11 regular-season games and two postseason contests with San Francisco, totaling five solo stops and two interceptions... Recorded a pick in consecutive games to open the season vs. Sea. (9/11) and vs. Dal. (9/18).

**2010:** Brock, who entered the NFL with San Francisco as a college free agent on April 26, appeared in three games with the 49ers in addition to spending time on the team's practice squad... Made his NFL debut vs. Denver (10/31) in London... Contributed three solo tackles and one special-teams stop at Ari. (1/2).

**COLLEGE:** Brock finished his collegiate career at Belhaven College (Miss.) after playing at the University of Minnesota and Mississippi Gulf Coast Community College... Posted 51 tackles, 2.5 sacks, six interceptions, 10 passes defended and one fumble recovery as a senior at Belhaven... Spent his junior season at Minnesota, totaling 73 tackles, one interception, six passes defended, three forced fumbles and one fumble recovery... Helped Mississippi Gulf Coast to a perfect 12-0 record and a share of the 2007 NJCAA national championship after totaling 59 tackles and 11 interceptions... Earned first team All-America honors from the NJCAA.

**PERSONAL:** Brock attended Long Beach (Miss.) Senior High, where he totaled 57 tackles and four interceptions as a junior... Tramaine Brock was born on Aug. 20, 1988, in Gulfport, Miss.

### BROCK'S REGULAR SEASON RECORD

Year	Club	G	S	UT	A	TT	S-Yds.	I-Yds.	PD	FF	FR	TD-Int.	TD-FR	S	Pts.
2010	San Francisco	3	0	3	0	3	0-0	0-0	0	0	0	0	0	0	0
2011	San Francisco	11	0	4	0	4	0-0	2-18	4	0	0	0	0	0	0
2012	San Francisco	16	0	1	0	1	0-0	0-0	1	1	0	0	0	0	0
2013	San Francisco	16	7	33	2	35	0-0	5-82	13	0	0	1	0	0	6
2014	San Francisco	3	2	7	0	7	0-0	0-0	0	0	0	0	0	0	0
2015	San Francisco	15	15	45	8	53	0-0	3-26	11	0	0	0	0	0	0
2016	San Francisco	16	16	49	10	59	0-0	1-39	14	1	0	0	0	0	0
2017	Minnesota	11	0	5	1	6	0-0	0-0	1	0	0	0	0	0	0
2018	Denver	10	3	15	3	18	0-0	0-0	6	0	0	0	0	0	0
<b>CAREER TOTALS</b>		<b>101</b>	<b>43</b>	<b>162</b>	<b>24</b>	<b>186</b>	<b>0-0</b>	<b>11-165</b>	<b>50</b>	<b>2</b>	<b>0</b>	<b>1</b>	<b>0</b>	<b>0</b>	<b>6</b>

**ADDITIONAL STATISTICS:** Special-teams tackles — 2010 (1), 2011 (1), 2012 (15), 2013 (2), 2017 (2), TOTAL (21).

### BROCK'S POSTSEASON RECORD

Year	Club	G	S	UT	A	TT	S-Yds.	I-Yds.	PD	FF	FR	TD-Int.	TD-FR	S	Pts.
2011	San Francisco	2	0	2	0	2	0-0	0-0	0	0	0	0	0	0	0
2012	San Francisco	3	0	2	0	2	0-0	0-0	0	0	0	0	0	0	0
2013	San Francisco	3	3	8	3	11	0-0	0-0	0	0	0	0	0	0	0
2017	Minnesota	2	0	0	0	0	0-0	0-0	0	0	0	0	0	0	0
<b>CAREER TOTALS</b>		<b>10</b>	<b>3</b>	<b>12</b>	<b>3</b>	<b>15</b>	<b>0-0</b>	<b>0-0</b>	<b>0</b>	<b>0</b>	<b>0</b>	<b>0</b>	<b>0</b>	<b>0</b>	<b>0</b>

**ADDITIONAL STATISTICS:** Special-teams tackles — 2013 (1), TOTAL (1).

### BROCK'S SINGLE GAME HIGHS

(Postseason in parentheses)

**Tackles** — 8 at NY. Giants, 10/11/15 (6 at Seattle, 1/19/14). **Interceptions** — 2 vs. Houston, 10/6/13 (none). **Interception return yards** — 41 vs. Carolina, 11/10/13 (none). **Passes Defended** — 3 vs. Arizona, 10/6/16 (none).

### TRAMAINÉ BROCK'S 2018 GAME-BY-GAME

(Victories asterisked)

2018 DENVER (6-8)		TACKLES								
Date	Opponent	P/S	UT	A	TT	S-Yds.	I-Yds.	PD	FF	FR
Sep 9	vs. Seattle*	P	0	0	0	0-0	0-0	0	0	0
Sep 16	vs. Oakland*	P	5	1	6	0-0	0-0	1	0	0
Sep 23	at Baltimore	P	0	0	0	0-0	0-0	0	0	0
Oct 1	vs. Kansas City					INACTIVE				
Oct 7	at New York Jets					INACTIVE				
Oct 14	vs. L.A. Rams	S	2	1	3	0-0	0-0	1	0	0
Oct 18	at Arizona*	P	0	0	0	0-0	0-0	1	0	0
Oct 28	at Kansas City	P	0	1	1	0-0	0-0	2	0	0
Nov 4	vs. Houston	S	3	0	3	0-0	0-0	0	0	0
Nov 18	at L.A. Chargers*	P	1	0	1	0-0	0-0	0	0	0
Nov 25	vs. Pittsburgh*	P	3	0	3	0-0	0-0	0	0	0
Dec 2	at Cincinnati*					INACTIVE				
Dec 9	at San Francisco					INACTIVE				
Dec 15	vs. Cleveland	S	1	0	1	0-0	0-0	1	0	0
Season Totals		10/3	15	3	18	0-0	0-0	6	0	0



## BRADLEY CHUBB

55

### OUTSIDE LINEBACKER

6-4 • 275 • R • NORTH CAROLINA STATE

BORN: June 24, 1996, in Marietta, Ga.

HIGH SCHOOL: Hillgrove High School, Powder Springs, Ga.

ACQUIRED: Draft #1 (5th overall), 2018

NFL YEAR: 1st • YEAR WITH BRONCOS: 1st

NFL GAMES PLAYED/STARTED: 14/14



### CHUBB AT A GLANCE:

- A rookie outside linebacker from North Carolina State University who started 14 games with Denver during his initial NFL season, recording 51 tackles (34 solo), 12 sacks (83 yds.), one pass defended, two forced fumbles and one fumble recovery.
- Set Denver's rookie sack record with the fifth-most quarterback takedowns (12) all-time for a first-year player.
- Named the NFL's Defensive Rookie of the Month (Oct., 2018) after totaling 16 tackles (12 solo), 5.5 sacks (33 yds.) and five tackles for a loss.
- Finished with school records for tackles for loss (60) and sacks (26), breaking the marks previously held by Mario Williams, the No. 1 pick in the 2006 NFL draft.
- Ended his final collegiate season as a consensus first-team All-American and the Atlantic Coast Conference Defensive Player of the Year after recording 73 tackles (40 solo), 10 sacks (66 yds.), three forced fumbles and one fumble recovery.
- Received both the Bronko Nagurski Trophy, given to the nation's top defender, and the Ted Hendricks Award, given to the nation's top defensive end, following the 2017 season.
- Selected by the Broncos in the first round (5th overall) of the 2018 NFL Draft.

**CAREER TRANSACTIONS:** Signed by Denver as a draft choice 6/21/18.



**2018:** Selected by Denver in the first round (fifth overall) of the 2018 NFL Draft, Chubb recorded three tackles (1 solo) and 0.5 sacks (3 yds.) in his NFL debut vs. Sea. (9/9)... Recorded three tackles (2 solo) vs. Oak. (9/16)... Sacked Joe Flacco (6 yds.) and added one solo tackle at Bal. (9/23)... Notched two solo tackles and two quarterback hits vs. K.C. (10/1)... Talled two tackles (1 solo) and one pass defended at NYJ (10/7)... Became the fourth Broncos rookie to record three sacks (16 yds.) in addition to posting five tackles (4 solo) vs. LAR (10/14)... Sacked Josh Rosen twice (14 yds.), forced one fumble and finished with three tackles at Ari. (10/18)... Recorded multiple sacks in consecutive games, becoming the first Broncos rookie to accomplish that feat since Elvis Dumervil in 2009... Teamed with Von Miller to sack Patrick Mahomes (3 yds.) and added four tackles (2 solo) at K.C. (10/28)... Became the third Bronco to win NFL Defensive Player of the Month (Oct.) after totaling 16 tackles (12 solo), 5.5 sacks (33 yds.), five tackles for a loss, 13 pressures, eight quarterback hits, one forced fumble and one pass defended... Sacked Deshaun Watson (3 yds.) to extend his sack-streak to four games in addition to posting six tackles (5 solo)—three tackles for loss—vs. Hou. (11/4)... Increased his sack-streak to five games with a takedown of Philip Rivers (9 yds.) in addition to finishing with a career-best seven tackles (4 solo) at LAC (11/18)... Posted four tackles (1 solo) vs. Pit. (11/25)... Strip-sacked Jeff Driskel, recovered the fumble and finished with three solo tackles at Cin. (12/2)... Broke Von Miller's rookie sack record (11.5, 2011) with a pair of quarterback takedowns (18 yds.) at S.F. (12/9)... Registered four tackles (2 solo) vs. Cle. (12/15).

**COLLEGE:** Chubb was a three-year starter at North Carolina State University who opened 38-of-49 games played, totaling 203 tackles (103 solo), 26 sacks (157 yds.), three passes defended, one interception, eight forced fumbles and one fumble recovery... Chubb finished his final collegiate season as a consensus first-team All-American and the Atlantic Coast Conference Defensive Player of the Year after recording 73 tackles (40 solo), 10 sacks (66 yds.), three forced fumbles and one fumble recovery... A team captain, he was awarded both the Bronko Nagurski Trophy, given to the nation's top defender, and the Ted Hendricks Award, given to the nation's top defensive end... Named to the ACC's First Team in addition to winning the conference's defensive player of the week award three times... Finished the 2016 regular season as the nation's leader in tackles made behind the line of scrimmage and was chosen as a the team's Defensive MVP... Opened all 13 games during his sophomore season, finishing as the second-leading tackler for the Wolfpack with 69 stops (29 solo) and 5.5 sacks (32 yds.)... Forced a team-best three fumbles on the season in addition to intercepting one pass... Played all 11 games as a true freshman, finishing the season with three tackles (1 solo).

**PERSONAL:** Chubb attended Hillgrove High School in Powder Springs, Ga., where he was selected to play in the Cobb Country All-Star Senior Bowl... Helped his 2013 team to an 11-2 season and an appearance in

the the Georgia 6A quarterfinals Chubb's brother, Brandon, was an undrafted linebacker out of Wake Forest in 2016 who has spent time with the L.A. Rams, San Francisco and Detroit... His cousin, Nick, played at the University of Georgia and was selected in the second round of the 2018 NFL Draft by Cleveland... Bradley Chubb was born on June 24, 1996, in Marietta, Ga.

### CHUBB'S REGULAR SEASON RECORD

Year	Club	G	S	UT	A	TT	S-Yds.	I-Yds.	PD	FF	FR	TD-Int.	TD-FR	S	Pts.
2018	Denver	14	14	34	19	51	12-83	0-0	1	2	1	0-0	0	0	0
<b>CAREER TOTALS</b>		<b>14</b>	<b>14</b>	<b>34</b>	<b>19</b>	<b>51</b>	<b>12-83</b>	<b>0-0</b>	<b>1</b>	<b>2</b>	<b>1</b>	<b>0-0</b>	<b>0</b>	<b>0</b>	<b>0</b>

### CHUBB'S SINGLE GAME HIGHS

(Postseason in parentheses)

**Tackles** — 7 at Los Angeles Chargers, 11/18/18 (none). **Sacks** — 3 vs. Los Angeles Rams, 10/14/18 (none). **Sack yards** — 18 at San Francisco, 12/9/18 (none). **Forced Fumbles** — 1, twice, last at Cincinnati, 12/2/18 (none).

### CHUBB'S MULTIPLE-SACK GAMES (3)

*\*denotes win; #denotes postseason; (The Broncos are 1-2 when Chubb records more than one sack in a game.)*

Date	Opponent	S-Yds.
10/14/18	vs. Los Angeles Rams	3-16
10/18/18	at Arizona*	2-14
12/9/18	at San Francisco	2-18

### CHUBB'S SACKS BY QUARTERBACK (12)

*Figures in italics include postseason totals*

Quarterback	Sacks	Quarterback	Sacks
Jared Goff.....	3.0	Philip Rivers .....	1.0
Josh Rosen.....	2.0	Deshaun Watson .....	1.0
Nick Mullens .....	2.0	Patrick Mahomes.....	0.5
Jeff Driskel.....	1.0	Russell Wilson.....	0.5
Joe Flacco.....	1.0		

### BRADLEY CHUBB'S 2018 GAME-BY-GAME

(Victories asterisked)

2018 DENVER (6-8)		TACKLES													
Date	Opponent	P/S	UT	A	TT	S-Yds.	I-Yds.	PD	FF	FR					
Sep 9	vs. Seattle*	S	1	2	3	0.5-3	0-0	0	0	0					
Sep 16	vs. Oakland*	S	2	1	3	0-0	0-0	0	0	0					
Sep 23	at Baltimore	S	2	0	2	1-6	0-0	0	0	0					
Oct 1	vs. Kansas City	S	2	0	2	0-0	0-0	0	0	0					
Oct 7	at New York Jets	S	1	1	2	0-0	0-0	1	0	0					
Oct 14	vs. Los Angeles Rams	S	4	1	5	3-16	0-0	0	0	0					
Oct 18	at Arizona*	S	3	0	3	2-14	0-0	0	1	0					
Oct 28	at Kansas City	S	2	2	4	0.5-3	0-0	0	0	0					
Nov 4	vs. Houston	S	5	1	6	1-3	0-0	0	0	0					
Nov 18	at L.A. Chargers*	S	4	3	7	1-9	0-0	0	0	0					
Nov 25	vs. Pittsburgh*	S	1	3	4	0-0	0-0	0	0	0					
Dec 2	at Cincinnati*	S	3	0	3	1-11	0-0	0	1	1					
Dec 9	at San Francisco	S	2	1	3	2-18	0-0	0	0	0					
Dec 15	vs. Cleveland	S	2	2	4	0-0	0-0	0	0	0					
<b>Season Totals</b>			<b>14/14</b>	<b>34</b>	<b>17</b>	<b>51</b>	<b>12-83</b>	<b>0-0</b>	<b>1</b>	<b>2</b>	<b>1</b>				



## RIVER CRACRAFT

11

### WIDE RECEIVER

6-0 • 198 • 1st Yr. • WASHINGTON STATE

BORN: Nov. 11, 1994, in Rancho Santa Margarita, Calif.

HIGH SCHOOL: Santa Margarita (Calif.) High School

ACQUIRED: Practice Squad Signee, 2017

NFL YEAR: 1st • YEAR WITH BRONCOS: 1st

NFL GAMES PLAYED/STARTED: 6/0



### CRACRAFT AT A GLANCE:

- A first-year wide receiver from Washington State University who appeared in four games with Denver in 2018 in addition to competing on the club's practice squad (2017-18).
- Appeared in 42 games (27 starts) at Washington State, finishing with 218 catches for 2,701 yards (12.4 avg.) with 20 touchdowns.
- Selected honorable-mention All-Pac-12 Conference as a senior after ranking third on the team with 53 catches for 701 yards (13.2 avg.) with five touchdowns.
- Entered the NFL with the Broncos as a practice squad signee on Oct. 18, 2017

**CAREER TRANSACTIONS:** Signed by Denver (practice squad) 10/18/17; Waived by Denver 10/20/17; Signed by Denver (practice squad) 12/19/17; Signed by Denver to a future contract 1/5/18; Waived by Denver 9/1/18; Signed by Denver (practice squad) 9/2/18; Waived by Denver 9/10/18; Signed by Denver (practice squad) 9/19/18; Signed by Denver (active roster) 11/2/18.



**2018:** Cracraft spent the first eight weeks of the season competing on Denver's practice squad before being signed to the active roster on Nov. 2... Made his NFL debut and returned one punt for five yards vs. Hou. (11/4)... Saw action on offense and special teams at LAC (11/18)... Returned one punt for six yards vs. Pit. (11/25)... Returned three punts for six yards (2.0 avg.) at Cin. (12/2)... Returned three punts for 20 yards (6.7 avg.) at S.F. (12/9)... Made one special-teams tackle vs. Cle. (12/15).

**2017:** Cracraft, who entered the NFL with the Broncos as a practice squad signee on Oct. 18, spent part of the season on the club's practice squad... Was waived/injured on Oct. 20 before being re-signed to Denver's practice squad on Dec. 19.

**COLLEGE:** Cracraft appeared in 42 games (27 starts) for Washington State University, finishing with 218 catches for 2,701 yards (12.4 avg.) with 20 touchdowns... Selected honorable-mention All-Pac-12 Conference as a senior after ranking third on the team with 53 catches for 701 yards (13.2 avg.) with five touchdowns... Missed the final three games of his senior season with a torn ACL... Opened the first nine games of the season in 2015 before missing the rest of the year with an injury, posting 53 catches for 615 yards (11.6 avg.) with four touchdowns... Produced his best collegiate season as a sophomore (66-771-8 TDs)... Chosen All-Pac 12 honorable mention following his freshman season in which he made 46 catches for 614 yards (13.3 avg.) with three touchdowns.

**PERSONAL:** Cracraft attended Santa Margarita High School (Calif.), where he finished with 134 catches for 2,043 yards with 14 touchdowns... River Cracraft was born on Nov. 11, 1994, in Rancho Santa Margarita, Calif.

### CRACRAFT'S REGULAR SEASON RECORD

Year	Club	RECEIVING						SCORING					
		G	S	No.	Yds.	Avg.	LG	TD	TD	TDp	TDrt	2pt	Pts.
2018	Denver	6	0	0	0	—	—	0	0	0	0	0	0
<b>CAREER TOTALS</b>		<b>6</b>	<b>0</b>	<b>0</b>	<b>0</b>	<b>—</b>	<b>—</b>	<b>0</b>	<b>0</b>	<b>0</b>	<b>0</b>	<b>0</b>	<b>0</b>

**ADDITIONAL STATISTICS:** Punt returns — 2018 (8 for 37 yds., 4.6 avg., 20 LG, 0 TD), TOTAL (8 for 37 yds., 4.6 avg., 20 LG, 0 TD). Special-teams tackles — 2018 (1), TOTAL (1).

### RIVER CRACRAFT'S 2018 SEASON GAME-BY-GAME

(Victories asterisked)

2018 DENVER (6-9)			RECEIVING					SCORING	
Date	Opponent	P/S	No.	Yds.	Avg.	LG	TD	2pt.	Pts.
GAMES 1-8									
Nov 4	vs. Houston	P	0	0	—	—	0	0	0
Nov 18	at L.A. Chargers*	P	0	0	—	—	0	0	0
Nov 25	vs. Pittsburgh*	P	0	0	—	—	0	0	0
Dec 2	at Cincinnati*	P	0	0	—	—	0	0	0
Dec 9	at San Francisco	P	0	0	—	—	0	0	0
Dec 15	vs. Cleveland	P	0	0	—	—	0	0	0
Season Totals			6/0	0	0	—	0	0	0





# Su'a CRAVENS

21

## SAFETY


**6-1 • 224 • 3RD YR. • SOUTHERN CALIFORNIA**
**BORN:** July 7, 1995, in Los Angeles

**HIGH SCHOOL:** Vista Murrieta (Calif.) High School

**ACQUIRED:** Trade (Washington), 2018

**NFL YEAR:** 3rd • **YEAR WITH BRONCOS:** 1st

**NFL GAMES PLAYED/STARTED:** 16/3

### CRAVENS AT A GLANCE:

- A third-year safety who appeared in 16 games (3 starts) with Washington (2016) and Denver (2018) while spending the 2017 season on Washington's exempt list.
- Totaled 37 tackles (26 solo), one sack (4 yds.), one interception (2 yds.) and five passes defended during his initial NFL season with Washington.
- Started all 40 games played at the University of Southern California, earning first-team All-Pacific-12 honors at two different positions (defensive back - 2014, linebacker - 2015).
- Recorded 206 tackles (133 solo), 25 passes defended, 10 sacks, nine interceptions and three forced fumbles in three seasons at USC (2013-15).
- Selected by the Redskins in the second round (53rd overall) of the 2016 NFL Draft.
- Joined the Broncos on March 28, 2018, in a trade with Washington.

**CAREER TRANSACTIONS:** Signed by Washington as a draft choice 5/9/16; Traded to Denver 3/28/18.


**2018:** Cravens, who opened the season on injured reserve, finished with three tackles (2 solo) in his Broncos' debut vs. Hou. (11/4)... Posted three tackles (1 solo) and one special-teams stop at LAC (11/18)... Contributed two tackles (1 solo) vs. Pit. (11/25)... Registered six tackles (4 solo) and one special-teams tackle at Cin. (12/2)... Notched two solo tackles and recovered a fumble on special teams at S.F. (12/9)... Was inactive vs. Cle. (12/15).

**2017:** Cravens spent the season on Washington's exempt list.

**2016:** Selected by Washington in the second round (53rd overall) of the 2016 NFL Draft, Cravens appeared in 11 games (3 starts) with the Redskins... Registered 33 tackles (23 solo), one sack (4 yds.), one interception (2 yds.), five passes defended and one special-teams stop... Opened two games at safety and one at linebacker... Made his NFL debut vs. Pit. (9/12)... Recorded his first career interception (2 yds.) to go along with three tackles (1 solo) and two passes defended at NYG (9/25)... Notched his first sack (4 yds.) at Cin. (10/30)... Tallied five tackles each in consecutive games vs. Min. (11/13) and vs. G.B. (11/20)... Missed the final three games of the season with an injury.

**COLLEGE:** Cravens played collegiately at the University of Southern California from 2013-15, starting 40 games for the Trojans... Recorded 206 tackles (133 solo, 33.5 for a loss), 25 passes defended, 10 sacks, nine interceptions (one returned for a touchdown) and three forced fumbles during his collegiate career... Earned first-team All-Pacific-12 Conference honors at two different positions (defensive back - 2014, linebacker - 2015)... Transitioned to linebacker in 2015 and was a semifinalist for the Bednarik and Butkus awards after starting all 14 games as a 20-year-old team captain... Posted 86 tackles (46 solo), eight passes defended, five sacks, two interceptions and two forced fumbles that season... Had 68 tackles, five sacks and a team-best three interceptions (with one touchdown) as a sophomore in 2014... Started 13 games as a consensus Freshman All-American in 2013, posting 52 tackles, four interceptions, one forced fumble and one fumble recovery.

**PERSONAL:** Cravens attended Vista Murrieta (Calif.) High School, where he was one of the most decorated high school athletes in the country as a linebacker, running back and wide receiver... Received numerous national awards, including *USA Today* Defensive Player of the Year, Gatorade California Player of the Year, All-CIF Inland Division Defensive MVP and *Los Angeles Times* All-Area... Posted 97 tackles, eight sacks, three interceptions, two fumble recoveries, four forced fumbles and three blocked punts on defense as a senior and also caught 21 passes for 342 yards with eight touchdowns... Su'a Cravens was born on July 7, 1995, in Los Angeles.

### CRAVENS' REGULAR SEASON RECORD

Year	Club	G	S	UT	A	TT	S-Yds.	I-Yds.	PD	FF	FR	TD-Int.	TD-FR	S	Pts.
2016	Washington	11	3	23	10	33	1-4	1-2	5	0	0	0	0	0	0
2017	Washington						EXEMPT LIST								
2018	Denver	5	0	11	5	16	0-0	0-0	0	0	0	0	0	0	0
<b>CAREER TOTALS</b>		<b>17</b>	<b>3</b>	<b>34</b>	<b>15</b>	<b>49</b>	<b>1-4</b>	<b>1-2</b>	<b>5</b>	<b>0</b>	<b>0</b>	<b>0</b>	<b>0</b>	<b>0</b>	<b>0</b>

**ADDITIONAL STATISTICS:** Special-teams tackles — 2016 (1), 2018 (2), TOTAL (3). Special-teams FR — 2018 (1), TOTAL (1).

SU'A CRAVENS' 2018 GAME-BY-GAME

(Victories asterisked)

2018 DENVER (6-8)		TACKLES								
Date	Opponent	P/S	UT	A	TT	S-Yds.	I-Yds.	PD	FF	FR
GAMES 1-8						INJURED RESERVE				
Nov 4	vs. Houston	P	2	1	3	0-0	0-0	0	0	0
Nov 18	at L.A. Chargers*	P	2	1	3	0-0	0-0	0	0	0
Nov 25	vs. Pittsburgh*	P	1	1	2	0-0	0-0	0	0	0
Dec 2	at Cincinnati*	P	4	2	6	0-0	0-0	0	0	0
Dec 9	at San Francisco	P	2	0	2	0-0	0-0	0	0	0
Dec 15	vs. Cleveland				INACTIVE					
Season Totals			5/0	11	5	16	0-0	0-0	0	0

**TODD DAVIS****51****INSIDE LINEBACKER****6-1 • 230 • 5TH YR. • SACRAMENTO STATE****BORN:** May 17, 1992, in Palmdale, Calif.**HIGH SCHOOL:** Paraclete High School, Lancaster, Calif.**ACQUIRED:** Waivers (New Orleans), 2014**NFL YEAR:** 5th • **YEAR WITH BRONCOS:** 5th**NFL GAMES PLAYED/STARTED:** 69/47 • **POSTSEASON GP/GS:** 4/0**DAVIS AT A GLANCE:**

- A fifth-year linebacker who has played a combined 69 regular-season games (47 starts) and four postseason contests with New Orleans (2014) and Denver (2014-18).
- Recorded 313 tackles (205 solo), two sacks (4.5 yds.), 12 passes defended, one interception, one interception returned for a touchdown, one forced fumble, three fumble recoveries and 12 special-teams stops in his first five NFL seasons.
- Ranked second on the Broncos with 82 tackles (48 solo) in addition to posting one sack (2 yds.) during his fourth NFL season in 2017.
- Voted by his teammates as the recipient of the 2017 Ed Block Courage Award.
- Finished as Denver's leading tackler in 2016 with 97 stops (64 solo) while adding 0.5 sacks (2.5 yds.), three passes defended, one forced fumble and one fumble recovery.
- Posted 14 tackles (11 solo) and seven special-teams stops for Denver in 2015.
- Totaled 17 tackles (9 solo), two passes defended and five special-teams tackles—all with Denver—in six games (2 starts) in 2014.
- Played 45 games for Sacramento State University and finished his collegiate career with 351 tackles (157 solo), 9.5 sacks (68 yds.), three interceptions (35 yds.), six passes defended and one blocked kick.
- Left Sacramento State ranked second in school history with 351 tackles (157 solo).
- Claimed by the Broncos off waivers from New Orleans on Nov. 13, 2014.
- Entered the NFL with New Orleans as a college free agent on June 23, 2014.

**CAREER TRANSACTIONS:** Signed by New Orleans as a college free agent 6/23/14; Waived by New Orleans 8/30/14; Signed by New Orleans (practice squad) 9/1/14; Waived by New Orleans 9/4/14; Signed by New Orleans (practice squad) 9/18/14; Signed by New Orleans (active roster) 10/18/14; Waived by New Orleans 10/20/14; Signed by New Orleans (practice squad) 10/22/14; Signed by New Orleans (active roster) 10/29/14; Waived by New Orleans 11/12/14; Claimed off waivers by Denver 11/13/14.



**2018:** Davis led the team with eight tackles—all solo—vs. Sea. (9/9)... Contributed five tackles (4 solo) vs. Oak. (9/16)... Notched eight tackles (4 solo) at Bal. (9/23)... Recorded seven tackles (4 solo) and teamed with Zach Kerr to sack Patrick Mahomes vs. K.C. (10/1)... Posted six tackles (5 solo) at NYJ (10/7)... Notched seven tackles (4 solo) and one pass defended vs. LAR (10/14)... Led the team with 10 tackles (6 solo) and recorded his first career interception, which he returned 20 yards for a touchdown, at Ari. (10/18)... Tallied six tackles (4 solo) and one pass defended at K.C. (10/28)... Led the team with 10 tackles (9 solo) vs. Hou. (11/4)... Notched five tackles (3 solo) and two passes defended at LAC (11/18)... Paced the team with 10 tackles (8 solo) vs. Pit. (11/25)... Led the team in tackles (10, 9 solo) for the sixth time in addition to recording his fourth double-digit tackle game at Cin. (12/2)... Eclipsed 100 tackles for the first time in his career after finishing with eight tackles (5 solo) at S.F. (12/9)... Notched three tackles (1 solo) vs. Cle. (12/15).

**2017:** Davis finished his fourth NFL season ranked second on the team with 82 tackles (48 solo) in addition to posting one sack (2 yds.)... Voted by his teammates as the recipient of the 2017 Ed Block Courage Award... Led the team with 10 tackles (9 solo) and added one sack (2 yds.) at Buf. (9/24)... Posted nine tackles (4 solo) vs. NYG (10/15)... Led the team with 10 tackles (7 solo) at LAC (10/22)... Paced the team with eight stops apiece at Oak. (11/26), at Mia. (12/3) and at Was. (12/24).

**2016:** Davis led the team with 97 tackles (64 solo) and added 0.5 sacks (2.5 yds.), three passes defended, one forced fumble and one fumble recovery... Paced the team with seven tackles (6 solo) and added 0.5 sacks (2.5 yds.) vs. Car. (9/8)... Posted four tackles (2 solo) and recovered a fumble vs. Hou. (10/24)... Tied for the team-lead with a career-best 13 tackles (7 solo) vs. N.E. (12/18)... Led the team with 13 tackles (10 solo), matching his career-high from the week before, and forced one fumble at K.C. (12/25).

**2015:** Davis appeared in all 16 regular-season games (2 starts) and all three of Denver's postseason contests, finishing with 14 tackles (11 solo) and seven special-teams stops... Recovered a fumble and a tackle

on special teams at K.C. (9/17)... Led the team with a career-best three special-teams stops at Cle. (10/18)... Started and made four solo tackles vs. Oak. (12/13)... Played in Denver's AFC Divisional Playoff Game vs. Pit. (1/17), in Denver's AFC Championship Game vs. N.E. (1/24) and Denver's Super Bowl 50 victory vs. Car. (2/7).

**2014:** Davis, who entered the NFL with New Orleans as a college free agent, appeared in a combined nine regular-season games (2 starts) for the Saints and Broncos... Played three games for the Saints and recorded three special-teams stops... Waived by New Orleans on Nov. 12 and was claimed by Denver on Nov. 13... Saw action in six contests (2 starts) with the Broncos, totaling 17 tackles (9 solo), two passes defended and two special-teams stops... Made his Broncos debut vs. Mia. (11/23), playing 15 special-teams snaps and tallying a special-teams tackle... Recorded his first career defensive tackle at S.D. (12/14) and finished the game with four total stops (1 solo)... Made his first career start at middle linebacker on *Monday Night Football* at Cin. (12/22) and finished with a career-high seven tackles (3 solo)... Led the team with six tackles (5 solo) and recorded his first pass defended vs. Oak. (12/28).

**COLLEGE:** Davis played 45 games at Sacramento State University and finished his collegiate career ranked second in school history with 351 tackles (157 solo) in addition to totaling 9.5 sacks (68 yds.), four forced fumbles, one fumble recovery, three interceptions (35 yds.), six passes defended and one blocked kick... Appeared in 12 games as a senior and tallied a team-leading 131 tackles (54 solo), five sacks (36 yds.), two forced fumbles, two interceptions (34 yds.), four passes defended and one blocked kick... Named a first-team All-Big Sky Conference selection and second-team All-America choice by *The Sports Network* following his senior year... Named second-team All-Big Sky and the team's defensive MVP as a junior.

**PERSONAL:** Davis attended Paraclete High School in Lancaster, Calif., where he recorded 119 tackles and three sacks as a senior to earn first-team all-state honors.... Todd Davis was born on May 17, 1992, in Palmdale, Calif.

### DAVIS' REGULAR SEASON RECORD

Year	Club	G	S	UT	A	TT	S-Yds.	I-Yds.	PD	FF	FR	TD-Int.	TD-FR	S	Pts.
2014	N.O./Den.	9	2	9	8	17	0-0	0-0	2	0	0	0	0	0	0
2015	Denver	16	2	11	3	14	0-0	0-0	0	0	1	0	0	0	0
2016	Denver	16	15	64	33	97	0.5-2.5	0-0	3	1	1	0	0	0	0
2017	Denver	14	14	48	34	82	1-2	0-0	0	0	0	0	0	0	0
2018	Denver	14	14	64	29	103	0.5-0	1-20	7	0	0	1	0	0	6
<b>CAREER TOTALS</b>		<b>69</b>	<b>47</b>	<b>205</b>	<b>107</b>	<b>313</b>	<b>2-4.5</b>	<b>1-20</b>	<b>12</b>	<b>1</b>	<b>2</b>	<b>1</b>	<b>0</b>	<b>0</b>	<b>6</b>

**ADDITIONAL STATISTICS:** Special-teams tackles — 2014 (5), 2015 (7), TOTAL (12). Special-teams FR — 2015 (1), TOTAL (1).

### DAVIS' POSTSEASON RECORD

Year	Club	G	S	UT	A	TT	S-Yds.	I-Yds.	PD	FF	FR	TD-Int.	TD-FR	S	Pts.
2014	Denver	1	0	3	3	6	0-0	0-0	0	0	0	0	0	0	0
2015	Denver	3	0	0	0	0	0-0	0-0	0	0	0	0	0	0	0
<b>CAREER TOTALS</b>		<b>4</b>	<b>0</b>	<b>3</b>	<b>3</b>	<b>6</b>	<b>0-0</b>	<b>0-0</b>	<b>0</b>	<b>0</b>	<b>0</b>	<b>0</b>	<b>0</b>	<b>0</b>	<b>0</b>

### DAVIS' SINGLE GAME HIGHS

(Postseason in parentheses)

**Tackles** — 13, twice, last at Kansas City, 12/25/16 (6 vs. Indianapolis, 1/11/15). **Sacks** — 1 at Buffalo, 9/24/17 (none). **Sack yards** — 2.5 vs. Carolina, 9/8/16 (none). **Passes defended** — 2, three times, last at Los Angeles Chargers, 11/18/18 (none). **Interceptions** — 1 at Arizona, 10/18/18 (none). **Interception yards** — 20t at Arizona, 10/18/18 (none). **Special-teams tackles** — 3 at Cleveland, 10/18/15 (none).

### TODD DAVIS' 2018 GAME-BY-GAME

(Victories asterisked)

2018 DENVER (6-8)		TACKLES									
Date	Opponent	P/S	UT	A	TT	S-Yds.	I-Yds.	PD	FF	FR	
Sep 9	vs. Seattle*	S	8	0	8	0-0	0-0	0	0	0	
Sep 16	vs. Oakland*	S	4	1	5	0-0	0-0	0	0	0	
Sep 23	at Baltimore	S	4	4	8	0-0	0-0	0	0	0	
Oct 1	vs. Kansas City	S	4	3	7	0.5-0	0-0	0	0	0	
Oct 7	at New York Jets	S	5	1	6	0-0	0-0	0	0	0	
Oct 14	vs. L.A. Rams	S	4	3	7	0-0	0-0	1	0	0	
Oct 18	at Arizona*	S	6	4	10	0-0	1-20	2	0	0	
Oct 28	at Kansas City	S	4	2	6	0-0	0-0	1	0	0	
Nov 4	vs. Houston	S	9	1	10	0-0	0-0	1	0	0	
Nov 18	at L.A. Chargers*	S	3	2	5	0-0	0-0	2	0	0	
Nov 25	vs. Pittsburgh*	S	7	3	10	0-0	0-0	0	0	0	
Dec 2	at Cincinnati*	S	9	1	10	0-0	0-0	0	0	0	
Dec 9	at San Francisco	S	5	3	8	0-0	0-0	0	0	0	
Dec 15	vs. Cleveland	S	1	2	3	0-0	0-0	0	0	0	
<b>Season Totals</b>			<b>14/14</b>	<b>73</b>	<b>30</b>	<b>103</b>	<b>0.5-0</b>	<b>1-20</b>	<b>7</b>	<b>0</b>	<b>0</b>



## NICO FALAH

74

GUARD / CENTER

6-4 • 301 • SOUTHER CALIFORNIA

**BORN:** Jan. 6, 1995, in Hermosa Beach, Calif.

**HIGH SCHOOL:** St. John Bosco High School, Bellflower, Calif.

**ACQUIRED:** Practice Squad Signee (N.Y. Jets), 2018

**NFL YEAR:** 1st • **YEAR WITH BRONCOS:** 1st

**NFL GAMES PLAYED/STARTED:** 0/0



### FALAH AT A GLANCE:

- A rookie offensive lineman from the University of South California who spent the first seven weeks of the regular season on the New York Jets' practice squad.
- Started 26-of-41 games played at center for USC, helping the Trojans to 21 victories between his redshirt junior and senior seasons.
- Joined the Broncos as a practice squad signee (N.Y. Jets) on Oct. 20, 2018.
- Entered the NFL as a college free agent with Tennessee on May 5, 2018.

**CAREER TRANSACTIONS:** Signed by Tennessee as a college free agent 5/11/18; Waived by Tennessee 9/1/18; Signed by N.Y. Jets (practice squad) 9/3/18; Signed by Denver 10/20/18.



**2018:** Falah, who entered the NFL as a college free agent with Tennessee on May 11, 2018, spent the first seven weeks of the season on the New York Jets' practice squad... Was signed by Denver to the active roster on Oct. 20... Was inactive at K.C. (10/28), vs. Hou. (11/4), at LAC (11/18), vs. Pit. (11/25), at Cin. (12/2), at S.F. (12/9) and vs. Cle. (12/15).

**COLLEGE:** Falah opened 26-of-41 games played at center for the University of Southern California, helping the Trojans to 21 victories between his redshirt junior and senior seasons... Started all 14 games played as a redshirt senior in 2017, contributing to USC reaching as high as No. 4 in the *Associated Press* Rankings... Blocked for quarterback Sam Darnold, who led the Pacific-12 Conference in passing... Opened 12-of-13 games played as a redshirt junior, helping the team to a Rose Bowl victory... Served as a backup offensive tackle and center during his first two collegiate seasons.

**PERSONAL:** Falah attended St. John Bosco High School in Bellflower, Calif., where he was selected All-CIF Pac-5, *Los Angeles Times* All-Area and All-Trinity League Co-Offensive MVP as a senior... Nico Falah (pronounced FAA-laa) was born on Jan. 6, 1995.

### FALAH'S REGULAR SEASON RECORD

Year	Club	G	S
2018	Denver	0	0
<b>CAREER TOTALS</b>		<b>0</b>	<b>0</b>





# ROYCE FREEMAN

28

**RUNNING BACK**

**6-0 • 238 • R • OREGON**

**BORN:** Feb. 24, 1996, in Imperial, Calif.

**HIGH SCHOOL:** Imperial (Calif.) High School

**ACQUIRED:** Draft #3a (71st overall), 2018

**NFL YEAR:** 1st • **YEAR WITH BRONCOS:** 1st

**NFL GAMES PLAYED/STARTED:** 12/7



## FREEMAN AT A GLANCE:

- A rookie running back from the University of Oregon who has rushed 106 times for 440 yards (4.2 avg.) with five touchdowns during his initial season with Denver in 2018.
- Started 45-of-51 games played during his four seasons at Oregon, rushing 947 times for 5,621 yards (5.9 avg.) with 60 touchdowns in addition to catching 79 passes for 814 yards (16.0 avg.) with four scores.
- Finished his career as Oregon's all-time leader in rushing yards (5,621), all-purpose yards (6,435), rushing touchdowns (60), total touchdowns (64), points scored (384), 100-yard games (31) and carries (947).
- Selected All-Pac-12 Conference in all four seasons at Oregon, earning first team honors as a sophomore (2015), second team honors as a freshman (2014) and senior (2017), and honorable mention as a junior (2016).
- Selected by the Broncos in the third round (71st overall) of the 2018 NFL Draft.

**CAREER TRANSACTIONS:** Signed by Denver as a draft choice on 7/5/18.



**2018:** Freeman carried 15 times for 71 yards (4.7 avg.) in his NFL debut vs. Sea. (9/9)... Rushed eight times for 28 yards (3.5 avg.) with one touchdown vs. Oak. (9/16)... Carried 13 times for 53 yards (4.1 avg.) with one touchdown in addition to catching one pass for five yards at Bal. (9/23)... Rushed eight times for 67 yards (8.4 avg.) with one touchdown vs. K.C. (10/1)... Carried five times for 31 yards (6.2 avg.) and caught three passes for 16 yards (5.3 avg.) at NYJ (10/7)... Rushed nine times for 22 yards (2.4 avg.) vs. LAR (10/14)... Carried 13 times for 37 yards (2.8 avg.) with one touchdown before leaving the game with a foot injury at Ari. (10/18)... Was inactive at K.C. (10/28) and vs. Hou. (11/4)... Rushed seven times for 23 yards with one touchdown and caught one pass for seven yards at LAC (11/18)... Carried six times for 17 yards (2.8 avg.) vs. Pit. (11/25)... Rushed 12 times for 48 yards (4.0 avg.) at Cin. (12/2)... Led the team with 36 yards on six carries (6.0 avg.) at S.F. (12/9)... Rushed four times for seven yards (1.8 avg.) and caught one pass vs. Cle. (12/15).

**COLLEGE:** Freeman earned second-team All-Pacific-12 Conference honors as a senior after rushing 244 times for 1,475 yards (6.0 avg.) with nine 100-yard rushing outings and 16 scores... Was also named a Maxwell Award (National Player of the Year) and Doak Walker Award (Nation's Top RB) semifinalist... Became the Pac-12's all-time leading rusher after running for 122 yards on 19 carries against Oregon State (11/25)... Finished the 2016 season as the team's leading rusher despite only playing in 11 games (10 starts), recording 168 carries for 945 rushing yards (5.6 avg.) with nine touchdowns... Broke LaMichael James' single-season school rushing record in 2015 with 1,836 yards on 283 carries (6.5 avg.) with 17 touchdowns... Ranked fourth in the country in rushing in addition to being the only FBS player nationally to accumulate more than 100 yards from scrimmage in every game (13)... Chosen as the Pac-12's Freshman Offensive Player of the Year in 2014 after rushing 252 times for 1,365 yards (5.4 avg.) with 18 touchdowns and catching 16 passes for 158 yards (10.5 avg.) with one score.

**PERSONAL:** Freeman graduated from Imperial (Calif.) High School, where he accumulated 7,606 yards rushing and 111 touchdowns during his prep career... Royce Freeman was born on Feb. 24, 1996, in Imperial, Calif.

## FREEMAN'S REGULAR SEASON RECORD

Year	Club	RUSHING							RECEIVING				SCORING				
		G	S	No.	Yds.	Avg.	LG	TD	No.	Yds.	Avg.	LG	TD	TDr	TDp	TDrt	2pt Pts.
2018	Denver	12	7	106	440	4.2	24	5	6	29	4.8	7	0	5	5	0	0
<b>Career Totals</b>		<b>12</b>	<b>7</b>	<b>106</b>	<b>440</b>	<b>4.2</b>	<b>24</b>	<b>5</b>	<b>6</b>	<b>29</b>	<b>4.8</b>	<b>7</b>	<b>0</b>	<b>5</b>	<b>5</b>	<b>0</b>	<b>30</b>

## FREEMAN'S SINGLE GAME HIGHS

(Postseason in parentheses)

**Rushes** — 15 vs. Seattle, 9/9/18 (none). **Rushing yards** — 71 vs. Seattle, 9/9/18 (none). **Longest rush** — 24 at New York Jets, 10/7/18 (none). **Rushing touchdowns** — 1, five times, last at Los Angeles Chargers, 11/18/18 (none). **Reception** — 3 at New York Jets, 10/7/18 (none). **Receiving yards** — 17 at New York Jets, 10/7/18 (none). **Longest reception** — 7 at New York Jets, 10/7/18 (none).

**ROYCE FREEMAN'S 2018 GAME-BY-GAME**

*(Victories asterisked)*

2018 DENVER (4-8)			RUSHING					RECEIVING					SCORING	
Date	Opponent	P/S	No.	Yds.	Avg.	LG	TD	No.	Yds.	Avg.	LG	TD	2pt.	Pts.
Sep 9	vs. Seattle*	S	15	71	4.7	17	0	0	0	—	—	0	0	0
Sep 16	vs. Oakland*	S	8	28	3.5	14	1	0	0	—	—	0	0	6
Sep 23	at Baltimore	S	13	53	4.1	16	1	1	5	5.0	5	0	0	6
Oct 1	vs. Kansas City	S	8	67	8.4	18	1	0	0	—	—	0	0	6
Oct 7	at New York Jets	S	5	31	6.2	24	0	3	16	5.3	7	0	0	0
Oct 14	vs. L.A. Rams	S	9	22	2.4	7	0	0	0	—	—	0	0	0
Oct 18	at Arizona*	S	13	37	2.8	9	1	0	0	—	—	0	0	6
Oct 28	at Kansas City							INACTIVE						
Nov 4	vs. Houston							INACTIVE						
Nov 18	at L.A. Chargers*	P	7	23	3.3	7	1	1	7	7.0	7	0	0	6
Nov 25	vs. Pittsburgh*	P	6	17	2.8	5	0	0	0	—	—	0	0	0
Dec 2	at Cincinnati*	P	12	48	4.0	10	0	0	0	—	—	0	0	0
Dec 9	at San Francisco	P	6	36	6.0	23	0	0	0	—	—	0	0	0
Dec 15	vs. Cleveland	P	4	7	1.8	6	0	1	1	1.0	1	0	0	0
Season Totals			12/7	106	440	4.2	24	5	6	29	4.8	7	0	30

**ADAM GOTSIS****99****DEFENSIVE END****6-4 • 287 • 3RD YR. • GEORGIA TECH****BORN:** Sept. 23, 1992, in Melbourne, Victoria, Australia**HIGH SCHOOL:** Kew High School, Abbotsford, Victoria, Australia**ACQUIRED:** Draft #2 (63rd overall), 2016**NFL YEAR:** 3rd • **YEAR WITH BRONCOS:** 3rd**NFL GAMES PLAYED/STARTED:** 46/23**GOTSIS AT A GLANCE:**

- A third-year defensive end who appeared in 46 games (23 starts) with Denver during his first three NFL seasons, posting 90 tackles (56 solo), four sacks (13 yds.), 10 passes defended, two forced fumbles, three fumble recoveries and one blocked kick.
- Opened 13-of-16 games played during his second season in 2017, finishing with 41 tackles (28 solo), two sacks (4 yds.), four passes defended and one fumble recovery.
- Appeared in 48 games (37 starts) at Georgia Tech, totaling 110 tackles (69 solo), 12.5 sacks (75 yds.), two interceptions (2 yds.), two fumble recoveries and four blocked kicks.
- Competed in Australian Rules Football for eight years before playing American Rules Football for the Monash Warriors in Melbourne, Victoria, Australia.
- Became the highest-drafted Australian-born player in NFL history and the first Australian-born player to be drafted by the Broncos.
- Selected by the Broncos in the second round (63rd overall) of the 2016 NFL Draft.

**CAREER TRANSACTIONS:** Signed by Denver as a draft choice 5/25/16.

**2018:** Gotsis started at defensive end and recorded two passes defended vs. Sea. (9/9)... Notched two tackles (1 solo) vs. Oak. (9/16)... Posted one solo tackle and one pass defended at Bal. (9/23)... Tallied three tackles (1 solo) vs. K.C. (10/1)... Forced and recovered a fumble that led to an offensive touchdown in addition to making three tackles (1 solo) at NYJ (10/7)... Notched one solo tackle vs. LAR (10/14)... Recorded three tackles (2 solo) at Ari. (10/18)... Opened the game at defensive end at K.C. (10/28)... Posted four solo tackles vs. Hou. (11/4)... Sacked Philip Rivers (5 yds.) and finished with four tackles (2 solo) at LAC (11/18)... Tallied two tackles (1 solo) vs. Pit. (11/25)... Contributed three tackles (2 solo) and one pass defended at Cin. (12/2)... Notched three tackles (2 solo) at S.F. (12/9)... Tied a career high with six tackles, including a strip-sack and a fourth-down tackle for a loss in the fourth quarter vs. Cle. (12/15).

**2017:** Gotsis opened 13-of-16 games played, totaling 41 tackles (28 solo), two sacks (4.0 yds.), four passes defended and one fumble recovery... Earned his first NFL start and made four tackles (2 solo) vs. Dal. (9/17)... Notched three tackles (2 solo) and one pass defended at Buf. (9/24)... Produced his first career sack (4 yds.) and blocked a field goal vs. NYG (10/15)... Notched two solo tackles and one fumble recovery vs. NYJ (12/10)... Totaled a career-high six tackles (4 solo) at Ind. (12/14).

**2016:** Selected by the Broncos in the second round (63rd overall) of the 2016 NFL Draft, Gotsis played all 16 games and finished with 14 tackles (5 solo), one pass defended and one fumble recovery... Made his NFL debut vs. Car. (9/8)... Contributed on two tackles at Cin. (9/25)... Posted two tackles (1 solo) at Jac. (12/4)... Registered three solo tackles and one pass defended vs. N.E. (12/18)... Posted one solo tackle and one fumble recovery vs. Oak. (1/1).

**COLLEGE:** Gotsis appeared in 48 games (37 starts) at Georgia Tech, totaling 110 tackles (69 solo), 12.5 sacks (75 yds.), two interceptions (2 yds.), two fumble recoveries and four blocked kicks... Opened the first nine games of his senior campaign, finishing the year with 31 tackles (20 solo), five tackles for loss, a team-best three sacks (13 yds.) and two fumble recoveries before a season-ending knee injury... Started all 14 games along the defensive line his junior season, posting 36 tackles (23 solo), three sacks (23 yds.), one interception, three passes defended and two blocked kicks... Named to the All-ACC Second Team by both the media and coaches... Opened all 13 games of his sophomore campaign at nose tackle, recording 38 tackles (23 solo), 5.5 sacks (35 yds.), one interception (2 yds.) and one pass defended in addition to blocking two kicks... Ranked second on team in tackles for loss (14.5) and sacks (5.5)... Tallied five tackles and blocked two kicks vs. Ole Miss in the Music City Bowl (12/30).

**PERSONAL:** Gotsis attended Kew High School in Abbotsford, Victoria, Australia... Competed in Australian Rules Football for eight years before playing American Rules Football in the Gridiron Victoria (club league with 13 teams across the state of Victoria) for the Monash Warriors in Melbourne... Recorded a team-high 12.5 sacks and earned league MVP honors in 2010... Majored in Business Administration at Georgia Tech... Became the highest-drafted Australian-born player in NFL history... Adam Gotsis was born on Sept. 23, 1992,

in Melbourne, Victoria, Australia.

GOTSIS' REGULAR SEASON RECORD															
Year	Club	G	S	UT	A	TT	S-Yds.	I-Yds.	PD	FF	FR	TD-Int.	TD-FR	S	Pts.
2016	Denver	16	0	5	9	14	0-0	0-0	1	0	1	0	0	0	0
2017	Denver	16	13	28	13	41	2-4	0-0	4	0	1	0	0	0	0
2018	Denver	14	10	23	12	35	2-9	0-0	5	2	1	0	0	0	0
CAREER TOTALS		46	23	56	34	90	4-13	0-0	10	2	3	0	0	0	0

ADDITIONAL STATISTICS: Blocked one field goal vs. New York Giants, 10/15/17.

GOTSIS' SINGLE GAME HIGHS													
(Postseason in parentheses)													

**Tackles** — 6, twice, last vs. Cleveland, 12/15/18 (none). **Sacks** — 1, four times, last vs. Cleveland, 12/15/18 (none). **Sack yards** — 4, twice, last vs. Cleveland, 12/15/18 (none). **Pass defended** — 2, twice, last vs. Seattle, 9/9/18 (none). **Forced fumble**— 1, twice, last vs. Cleveland, 12/15/18 (none). **Fumble recoveries**— 1, twice, last vs. New York Jets, 12/10/17 (none).

ADAM GOTSIS' 2018 GAME-BY-GAME													
(Victories asterisked)													

2018 DENVER (6-8) TACKLES													
Date	Opponent	P/S	UT	A	TT	S-Yds.	I-Yds.	PD	FF	FR			
Sep 9	vs. Seattle*	S	0	0	0	0-0	0-0	2	0	0			
Sep 16	vs. Oakland*	P	1	1	2	0-0	0-0	0	0	0			
Sep 23	at Baltimore	P	1	0	1	0-0	0-0	1	0	0			
Oct 1	vs. Kansas City	P	1	2	3	0-0	0-0	0	0	0			
Oct 7	at New York Jets	S	1	2	3	0-0	0-0	0	1	1			
Oct 14	vs. Los Angeles Rams	P	1	0	1	0-0	0-0	0	0	0			
Oct 18	at Arizona*	S	2	1	3	0-0	0-0	0	0	0			
Oct 28	at Kansas City	S	0	0	0	0-0	0-0	0	0	0			
Nov 4	vs. Houston	S	4	0	4	0-0	0-0	0	0	0			
Nov 18	at L.A. Chargers*	S	2	2	4	1-5	0-0	0	0	0			
Nov 25	vs. Pittsburgh*	S	1	1	2	0-0	0-0	0	0	0			
Dec 2	at Cincinnati*	S	2	1	3	0-0	0-0	1	0	0			
Dec 9	at San Francisco	S	2	1	3	0-0	0-0	0	0	0			
Dec 15	vs. Cleveland	P	5	1	6	1-4	0-0	1	1	0			
Season Totals			14/10	23	12	35	2-9	0-0	5	2	1		



# GINO GRADKOWSKI

75

CENTER



6-3 • 300 • 7TH YR. • DELAWARE

BORN: Nov. 5, 1988, in Pittsburgh

HIGH SCHOOL: Seton-La Salle High School, Pittsburgh

ACQUIRED: Free Agent, 2018

NFL YEAR: 7th • YEAR WITH BRONCOS: 1st

NFL GAMES PLAYED/STARTED: 58/20 • POSTSEASON GP/GS: 6/0

## GRADKOWSKI AT A GLANCE:

- A seventh-year center who appeared in 58 regular-season games (20 starts) and six postseason contests during his first six NFL seasons with Baltimore (2012-14), Atlanta (2015), Carolina (2016) and Denver (2018).
- Competed in training camps with the New York Jets (2017) and Panthers (2018) before being signed by Denver on Nov. 12, 2018.
- Spent the 2015 offseason with Denver after being acquired from Baltimore in a trade, but did not make the team out of training camp.
- Opened all 16 games for the Ravens in his second NFL season in 2013, participating in all 1,136 offensive snaps for the team.
- Started 37 games at left guard, right and center during his three seasons at the University of Delaware, earning back-to-back first-team All-Colonial Athletic Association honors (2010-11).
- Joined the Broncos as a free agent on Nov. 12, 2018.
- Selected by the Ravens in the fourth round (98th overall) of the 2012 NFL Draft.

**CAREER TRANSACTIONS:** Signed by Baltimore as a draft choice 5/10/12; Traded to Denver 4/1/15; Waived by Denver 9/6/15; Claimed off waivers by Atlanta 9/7/15; Signed by Carolina 3/10/16; Released by Carolina 9/8/17; Signed by N.Y. Jets 8/15/18; Released by N.Y. Jets 8/31/18; Signed by Denver 11/12/18.



**2018:** Gradkowski spent part of training camp with the Jets before being waived at roster cut down... Joined the Broncos as a free agent on Nov. 12... Made his Broncos' debut on special teams at LAC (11/18)... Saw action vs. Pit. (11/25), at Cin. (12/2), at S.F. (12/9) and vs. Cle. (12/15).

**2017:** Gradkowski competed in training camp with the Panthers.

**2016:** Gradkowski started three of 10 games played at center with Carolina.

**2015:** Gradkowski played three games and made one start with Atlanta... Competed in training camp with Denver after being acquired in an offseason trade with Baltimore... Was waived by Denver prior to the start of the season.

**2014:** Gradkowski played eight regular-season games and two postseason contests for the Ravens, seeing action on both offense and special teams... Appeared in the first seven games of the season before being inactive for Games 8-15.

**2013:** Gradkowski started all 16 games at center for Baltimore in his second NFL season, allowing only 2.5 sacks on the season, according to STATS Inc.... Made his first career start at Den. (9/5).

**2012:** Gradkowski was selected by Baltimore in the fourth round (98th overall) of the 2012 NFL Draft and appeared in all 16 regular-season games and four postseason contests in his rookie campaign... Made his NFL debut vs. Cin. (9/10)... Contributed on special teams in all four postseason games, including the Ravens' victory in Super Bowl XLVII vs. S.F. (2/3).

**COLLEGE:** Gradkowski started 37 games at left guard, right and center over three seasons at the University of Delaware after beginning his career at West Virginia University... Became the second Blue Hen to be named first-team All-Colonial Athletic Association in back-to-back years (2010-11)... Named an FCS All-American by the Associated Press and the American Football Coaches Association following his senior campaign in 2011.... Led Delaware to a 12-3 record in 2010 and an appearance in the FCS National Championship Game.

**PERSONAL:** Gradkowski prepped at Seton-La Salle High School in Pittsburgh... Played as a two-way lineman in football and as a center in basketball... Earned all-state honors following his junior and senior seasons and was twice named all-conference and all-district... Majored in history at Delaware... Works extensively with the Special Olympics community... Helped open the Special Olympics Colorado Summer Games in 2015... Gino Gradkowski was born on Nov. 5, 1988, in Pittsburgh.



## GRADKOWSKI'S REGULAR SEASON RECORD

Year	Club	G	S
2012	Baltimore	16	0
2013	Baltimore	16	16
2014	Baltimore	8	0
2015	Atlanta	3	1
2016	Carolina	10	3
2018	Denver	5	0
<b>CAREER TOTALS</b>		<b>58</b>	<b>20</b>

**ADDITIONAL STATISTICS:** Miscellaneous tackles — 2013 (3), TOTAL (3). Miscellaneous fumble recoveries — 2013 (1), TOTAL (1).

## GRADKOWSKI'S POSTSEASON RECORD

Year	Club	G	S
2012	Baltimore	4	0
2014	Baltimore	2	0
<b>CAREER TOTALS</b>		<b>6</b>	<b>0</b>



# DAESEAN HAMILTON

17

## WIDE RECEIVER



6-1 • 206 • R • PENN STATE

**BORN:** March 10, 1995, in Okinawa, Japan

**HIGH SCHOOL:** Mountain View High School, Stafford, Va.

**ACQUIRED:** Draft #4b (113th overall), 2018

**NFL YEAR:** 1st • **YEAR WITH BRONCOS:** 1st

**NFL GAMES PLAYED/STARTED:** 12/3

### HAMILTON AT A GLANCE:

- A rookie wide receiver from Pennsylvania State University who appeared in 12 games (3 starts) with Denver in 2018., totaling 19 catches for 154 yards (8.1 avg.) with one touchdown.
- Started 51-of-53 games played during his career at Penn State, catching 214 passes for 2,842 yards (13.3 avg.) with 18 touchdowns.
- Capped his career as Nittany Lions' all-time leader in receptions (214) and finished second in program annals in receiving yards (2,842).
- Recorded 53 catches for 857 yards (16.2 avg.) with nine touchdowns as a redshirt senior, earning Second-Team All-Big-Ten Conference honors.
- Played on the 2018 Senior Bowl North Team that was coached by the Broncos' staff.
- Selected by the Broncos in the fourth round (113th overall) of the 2018 NFL Draft.

**CAREER TRANSACTIONS:** Signed by Denver as a draft choice 5/11/18.



**2018:** Selected by Denver in the fourth round (113th overall) of the 2018 NFL Draft, Hamilton made his NFL debut vs. Sea. (9/9)... Saw action on offense and special teams vs. Oak. (9/16)... Returned three punts for 31 yards (10.3 avg.) at Bal. (9/23)... Fair caught one punt vs. K.C. (10/1)... Caught three passes for 44 yards (14.7 avg.) at NYJ (10/7)... Fair caught one punt vs. LAR (10/14)... Assisted on one special-teams tackle at Ari. (10/18)... Was inactive at K.C. (10/28) and vs. Hou. (11/4)... Made one catch for four yards before leaving with a knee injury at LAC (11/18)... Caught one pass for 13 yards vs. Pit. (11/25)... Started his first career game at Cin. (12/2)... Caught a career-best seven catches for 47 yards (6.7 avg.) with one touchdown at S.F. (12/9)... Brought in seven catches (46 yds., 6.6 avg.) for the second consecutive week vs. Cle. (12/15).

**COLLEGE:** Hamilton started 51-of-53 games played during his career at Penn State, catching 214 passes for 2,842 yards (13.3 avg.) with 18 touchdowns... Capped his career as Penn State's all-time leader in receptions (214) and finished second in program annals in receiving yards (2,842)... Hamilton recorded 53 catches for 857 yards (16.2 avg.) with nine touchdowns as a redshirt senior, earning Second-team All-Big-Ten Conference honors... Caught 34 passes for 506 yards (14.9 avg.) with one score during his redshirt junior season... Was named honorable mention All-Big Ten in 2015 after making 45 catches for 580 yards (12.9 avg.) with six touchdowns... Led the Big Ten with a career-best 82 catches for 899 receiving yards with two touchdowns as a freshman... Tabbed second-team All-Big Ten for his efforts and was named Freshman All American by multiple outlets.

**PERSONAL:** Hamilton attended Mountain View High School in Stafford, Va., where he made 64 catches for 1,073 yards and 10 touchdowns as a senior to earn Commonwealth District Offensive Player of the Year... Garnered honorable mention all-state honors as well as first-team all-district, all-area and all-region as a junior... Lettered three times in basketball... Earned two bachelor's degrees from Penn State (telecommunications - Dec. 2017; advertising and public relations - Dec. 2016)... DaeSean (pronounced DAY-shawn) Hamilton was born on March 10, 1995, in Okinawa, Japan.

### HAMILTON'S REGULAR SEASON RECORD

Year	Club	RECEIVING							SCORING				
		G	S	No.	Yds.	Avg.	LG	TD	TD	TDp	TDrt	2pt	Pts.
2018	Denver	12	3	19	154	8.1	24	1	6	0	6	0	6
<b>CAREER TOTALS</b>		12	3	19	154	8.1	24	1	6	0	6	0	6

**ADDITIONAL STATISTICS:** Punt returns — 2018 (3 for 31 yards, 10.3 avg., 13 LG, 0 TD), TOTAL (3 for 31 yards, 10.3 avg., 13 LG, 0 TD). Special-teams tackles — 2018 (1), TOTAL (1). Miscellaneous tackles — 2018 (1), TOTAL (1).

### HAMILTON'S SINGLE GAME HIGHS

(Postseason in parentheses)

**Receptions** — 7, twice, last vs. Cleveland, 12/15/18 (none). **Receiving yards** — 47 at San Francisco, 12/9/18 (none). **Longest reception** — 24 at New York Jets, 10/7/18 (none). **Receiving touchdowns** — 1 at San Francisco, 12/9/18 (none).

DAESEAN HAMILTON'S 2018 SEASON GAME-BY-GAME

(Victories asterisked)

2018 DENVER (6-8)			RECEIVING					SCORING	
Date	Opponent	P/S	No.	Yds.	Avg.	LG	TD	2pt.	Pts.
Sep 9	vs. Seattle*	P	0	0	—	—	0	0	0
Sep 16	vs. Oakland*	P	0	0	—	—	0	0	0
Sep 23	at Baltimore	P	0	0	—	—	0	0	0
Oct 1	vs. Kansas City	P	0	0	—	—	0	0	0
Oct 7	at New York Jets	P	3	44	14.7	24	0	0	0
Oct 14	vs. L.A. Rams	P	0	0	—	—	0	0	0
Oct 18	at Arizona*	P	0	0	—	—	0	0	0
Oct 28	at Kansas City								
Nov 4	vs. Houston								
Nov 18	at L.A. Chargers*	P	1	4	4.0	4	0	0	0
Nov 25	vs. Pittsburgh*	P	1	13	13.0	13	0	0	0
Dec 2	at Cincinnati*	S	0	0	—	—	0	0	0
Dec 9	at San Francisco	S	7	47	6.7	18	1	0	6
Dec 15	vs. Cleveland	S	7	46	6.6	14	0	0	0
Season Totals		12/3	19	154	8.1	24	1	0	6



## CHRIS HARRIS JR.

25

CORNERBACK

5-10 • 199 • 8TH YR. • KANSAS

BORN: June 18, 1989, in Bixby, Okla.

HIGH SCHOOL: Bixby (Okla.) High School

ACQUIRED: College Free Agent, 2011

NFL YEAR: 8th • YEAR WITH BRONCOS: 8th

NFL GAMES PLAYED/STARTED: 123/105 • POSTSEASON GP/GS: 8/7



### HARRIS JR. AT A GLANCE:

- An eighth-year cornerback who played 123 regular-season games (105 starts) during his first eight NFL seasons with Denver, totaling 19 interceptions (446 yds.) and 80 passes defended during that span.
- Chosen as the Broncos' 2017 Walter Payton NFL Man of the Year nominee for his outstanding leadership both on the field and in the community.
- Recorded multiple interceptions in seven consecutive seasons (2012-pres.) to become the only NFL player with multiple picks in each of the last seven seasons.
- Helped Denver rank in the Top 5 in pass defense for the third consecutive season in 2017, finishing his seventh campaign with 40 tackles (32 solo), two interceptions (36 yds.) and seven passes defended.
- Voted to his third consecutive Pro Bowl in 2016—one of just five undrafted cornerbacks in pro football history to make three or more Pro Bowls with his original team.
- Selected as an Associated Press First-Team All-Pro in the newly-created defensive back position in 2016 after being named a second-team All-Pro choice as a cornerback in 2015.
- Named a 2015 Broncos Community Ambassador award winner.
- Earned his first Pro Bowl selection in 2014 to become just the sixth undrafted cornerback in NFL history to accomplish that feat with his original team.
- Voted by his teammates as the recipient of the 2014 Ed Block Courage Award after coming back from a torn ACL in 2013 to start every game and ranking first in opponent quarterback rating (47.8) when targeted, according to Pro Football Focus.
- Recognized as the recipient of the Darrent Williams Good Guy Award in 2013 given annually to the Bronco who best exemplifies Williams' enthusiasm, cooperation and honesty while dealing with members of the press.
- Emerged as a regular starter for the Broncos in 2012, opening the final 12 games of the regular season and allowing the fifth-fewest receiving yards (400) and tying for the eighth-fewest completions allowed (35) in the NFL among players targeted at least 60 times.
- Recorded the longest interception return for a touchdown in Broncos history with his 98-yard pick-six at Baltimore (12/16/12).
- Played all 16 regular-season games (4 starts) and two playoff contests (1 start) as a rookie in 2011 after making Denver's active roster out of training camp.
- Named to the 2011 NFL All-Rookie Team by the PFW/PFWA and *Football Outsiders* after ranking first among NFL rookie defensive backs (fourth on the Broncos) with 65 tackles (56 solo) to go along with one interception (15 yds.), six passes defended and six special-teams stops.
- Played 50 games (41 starts) for the University of Kansas and finished his career ranked third among defensive backs with 290 tackles (197 solo) in addition to four sacks (21 yds.) and three interceptions (11 yds.).
- Entered the NFL with Denver as a college free agent on July 27, 2011.

**CAREER TRANSACTIONS:** Signed by Denver as a college free agent 7/27/11.



### 25's TROPHY CASE

Pro Bowls (3) ..... 2014-16

All-Pro (First-Team) ..... 2016

All-Pro (Second-Team) ..... 2015

**2018:** Harris Jr. sacked Russell Wilson (9 yds.) and deflected two passes vs. Sea. (9/9)... Recorded three solo tackles vs. Oak. (9/16)... Tallied three solo tackles and one pass defended in addition to returning a blocked field goal nine yards at Bal. (9/23)... Registered six solo tackles and one pass defended vs. K.C.

## HARRIS JR. GOES FROM UNDRAFTED TO PRO BOWLER

### UNDRAFTED CORNERBACKS TO MAKE MULTIPLE PRO BOWLS WITH THEIR ORIGINAL TEAM, NFL HISTORY

Player	Team	Rookie Yr.	Pro Bowls w/original team
Cornell Green	Dallas	1962	5 (1967-69, '71-'72)*
Emmitt Thomas	Kansas City	1966	5 (1968, '71-'72, '74-'75)*
Robert James	Buffalo	1969	3 (1972-'74)
Everson Walls	Dallas	1981	4 (1981-'83, '85)
<b>Chris Harris Jr.</b>	<b>Denver</b>	<b>2011</b>	<b>3 (2014-16)</b>

\*Named an AFL All-Star before being selected to the Pro Bowl

(10/1)... Recorded three tackles (1 solo) and one pass defended at NYJ (10/7)... Notched four solo tackles vs. LAR (10/14)... Scored on a 53-yard interception return at Ari. (10/18) to represent the fourth career pick-six, which ranks tied for second in team history... Added six tackles (5 solo) and one pass defended in the win at Arizona... Tallied four tackles (3 solo) at K.C. (10/28)... Posted three solo tackle vs. Hou. (11/4)... Intercepted Philip Rivers and tallied eight tackles (4 solo) at LAC (11/18)... Picked off Ben Roethlisberger (15 yds.) in addition to recording six solo tackles and two passes defended vs. Pit. (11/25)... Made one solo tackle before leaving with a leg injury at Cin. (12/2)... Was inactive at S.F. (12/9) and vs. Cle. (12/15).

**2017:** Harris Jr. was selected as the Broncos' 2017 Walter Payton NFL Man of the Year nominee for his outstanding leadership both on the field and in the community... Contributed to Denver's defense finishing in the Top 5 in pass defense for the third consecutive season... Finished the season with 40 tackles (32 solo), two interceptions (36 yds.), seven passes defended and one forced fumble... Intercepted Dak Prescott and returned it 23 yards in addition to posting six solo stops vs. Dal. (9/17)... Played his 100th career game and assisted on two tackles vs. NYG (10/15)... Intercepted Jay Cutler (13 yds.) at Mia. (12/3).

**2016:** Harris Jr. was named a first-team All-Pro by the Associated Press in the newly created defensive back category and was voted to his third consecutive Pro Bowl... Became one of four undrafted cornerbacks in pro football history to make first-team All-Pro status with their original team... Finished the season with 63 tackles (57 solo), two interceptions (36 yds.), one forced fumble, one fumble recovery and 11 passes defended... Posted two solo tackles, one interception and three passes defended vs. Car. (9/8)... Posted seven tackles (six solo), one forced fumble and one fumble recovery... Totaled six tackles (5 solo) and one pass defended vs. S.D. (10/30)... Intercepted Blake Bortles and returned it 36 yards in addition to posting three solo tackles and two passes defended at Jac. (12/4).

**2015:** Harris Jr. was selected to his second consecutive Pro Bowl and named a second-team All-Pro by the Associated Press after starting all 16 regular-season games and finishing with 58 tackles (49 solo), two interceptions (94 yds.) and six passes defended... Tallied 14 tackles (12 solo), two passes defended and one sack (4 yds.) in Denver's three postseason contents... Intercepted Raiders QB Derek Carr at Oak. (10/11) and returned it 74 yards for a touchdown—the seventh longest such play in team history... Posted three solo tackles and one pass defended in Denver's AFC Divisional Playoff Game vs. Pit. (1/17)... Recorded six tackles (4 solo) and one pass defended in Denver's AFC Championship Game vs. N.E. (1/24)... Notched five solo tackles and one sack (4 yds.) in Denver's Super Bowl 50 victory vs. Car. (2/7).

**2014:** Harris Jr. started all 16 regular-season games for the first time in his career, earning his first Pro Bowl selection just months after having ACL surgery... Became just the sixth undrafted cornerback in pro football history to make a Pro Bowl with his original team... Selected as the Broncos' 2014 Ed Block Courage Award winner for his commitment to the principles of sportsmanship and courage... Totaled 55 tackles (51 solo), three interceptions (52 yds.), a team-high 17 passes defended, one forced fumble and one fumble recovery... Ranked first among all cornerbacks for opponent quarterback rating (47.8) and did not allow a single touchdown according to Pro Football Focus... Posted a career-high four passes defended vs. Ari. (10/5)... Recorded his first career fumble recovery at Oak. (11/9) and his first career forced fumble vs. Mia. (11/23).

**2013:** Harris Jr. played all 16 regular-season games (15 starts) and matched his career high with 65 tackles to rank second among Broncos defensive backs... Tied for the team lead with three interceptions and set a new career mark with 14 pass breakups... Saw action in one playoff game for the Broncos before a season-ending knee injury... Became the first Bronco since Champ Bailey in 2009 to record interceptions in back-to-back games when he picked off a pass from Eli Manning in the fourth quarter at NYG (9/15)... Led the team with a career-best 11 tackles vs. Jac. (10/13)... Tied for the team lead with six tackles and added a career-best three pass breakups at K.C. (12/1)... Suffered a torn ACL in Denver's AFC Divisional Playoff Game vs. S.D. (1/12) and was placed on injured reserve on Jan. 14.

**2012:** Harris Jr. played 15 games (12 starts) in the regular season and tied for the team lead with three interceptions—two of them returned for touchdowns—and nine passes defended... Added 61 tackles (51

## HARRIS JR. BREAKS OUT IN 2014

### LOWEST OPPONENT QB RATING, NFL, 2014 (SOURCE: PRO FOOTBALL FOCUS)

Player	Rec.	Yds.	Rtg.
1. Chris Harris Jr., Den.	46	356	47.8
2. Richard Sherman, Sea.	31	422	48.4
3. Aqib Talib, Den.	55	578	72.2
4. Darrelle Revis, N.E.	41	557	72.6
5. Desmond Trufant, Atl.	54	649	74.0



solo) and 2.5 sacks (17.5 yds.) as one of just two defensive backs in the NFL to post multiple interceptions and sacks... Ranked fifth in the NFL in receiving yards allowed (400) and tied for the eighth-fewest completions (35) allowed among players with at least 60 defensive targets... Finished fifth in the league with his 144 interception return yards to represent the fourth-highest single-season total in franchise history... Missed Denver's Week 2 contest at Atl. (9/17) with an ankle injury... Recorded his first career multiple-interception game and his first career touchdown on a 46-yard interception return to cap Denver's 24-point comeback at S.D. (10/15)... Sacked Panthers quarterback Cam Newton and led the Broncos with seven tackles while seeing time at outside cornerback, nickel corner, and safety at Car. (11/11)... Intercepted Ravens quarterback Joe Flacco and returned it for a franchise-record 98 yards for a touchdown at Bal. (12/16)... Tied a franchise postseason record with four pass breakups in Denver's AFC Divisional Playoff Game vs. Bal. (1/12).

**2011:** Harris Jr., who entered the NFL with Denver as a college free agent on July 27, played all 16 regular-season games (4 starts) as a rookie and finished fifth on the club (first among NFL rookie defensive backs) with 65 tackles (56 solo) to go along with one interception (15 yds.) and six passes defended... Ranked fifth on the Broncos with six special-teams stops... Played in both of Denver's postseason contests, including a start in the AFC Divisional Playoff Game at N.E. (1/14), and tied for third on the team with 13 tackles (7 solo)... Named to the 2011 NFL All-Rookie Team by the PFW/PFWA and *Football Outsiders*.

**COLLEGE:** Harris Jr. finished his career at the University of Kansas ranked third among defensive backs with 290 tackles (197 solo) and added four sacks (21 yds.) and three interceptions (11 yds.) for the Jayhawks... Played 50 career games (41 starts), seeing time at cornerback and safety... Named KU Defensive Back of the Year as a senior and was selected as the co-recipient of Kansas' Don Fambrough Award for unselfishness following his junior campaign... Opened 10 games as a true freshman for Kansas in 2007 and was tabbed as the Big 12 Conference Newcomer of the Year in addition to receiving honorable mention Freshman All-American recognition.

**PERSONAL:** Harris Jr. attended Bixby (Okla.) High School, where he was an all-state defensive back and was named district player of the year as a senior in 2006... Lettered in basketball and track and was a member of the academic state champion teams during his final two prep seasons... Majored in social psychology at Kansas... Started the Chris Harris Jr. Foundation to support "underdogs"—individuals, particularly children, who are at a disadvantage because of circumstances beyond their control... Holds a free Underdog Football Skills Academy in Denver as well as his hometown of Tulsa, Okla.... Volunteers with his wife Leah in the Big Brothers Big Sisters program... Named the 2013 winner of the Darrent Williams Good Guy Award, an award given for accountability and accessibility in the day-to-day workings of the season presented by the Denver chapter of the Pro Football Writers of America... Chris Harris Jr. was born on June 18, 1989, in Bixby, Okla.

### HARRIS JR.'S REGULAR SEASON RECORD

Year	Club	G	S	UT	A	TT	S-Yds.	I-Yds.	PD	FF	FR	TD-Int.	TD-FR	S	Pts.
2011	Denver	16	4	56	9	65	0-0	1-15	6	0	1	0	0	0	0
2012	Denver	15	12	51	10	61	2.5-17.5	3-144	9	0	1	2	0	0	12
2013	Denver	16	15	58	7	65	0-0	3-1	14	0	0	0	0	0	0
2014	Denver	16	16	51	4	55	1-2	3-52	17	1	1	0	0	0	0
2015	Denver	16	16	49	9	58	0-0	2-94	6	2	0	1	0	0	6
2016	Denver	16	15	57	6	63	0-0	2-36	11	1	1	0	0	0	0
2017	Denver	16	15	32	8	40	0-0	2-36	7	1	0	0	0	0	0
2018	Denver	12	12	40	9	49	1-9	3-68	10	0	0	1	0	0	6
<b>CAREER TOTALS</b>		<b>123</b>	<b>105</b>	<b>394</b>	<b>63</b>	<b>456</b>	<b>4.5-28.5</b>	<b>19-446</b>	<b>80</b>	<b>5</b>	<b>4</b>	<b>4</b>	<b>0</b>	<b>0</b>	<b>24</b>

**ADDITIONAL STATISTICS:** Special-teams tackles — 2011 (6), TOTAL (6). Special-teams fumble recoveries — 2011 (1), 2012 (1), TOTAL (2).

### HARRIS JR.'S POSTSEASON RECORD

Year	Club	G	S	UT	A	TT	S-Yds.	I-Yds.	PD	FF	FR	TD-Int.	TD-FR	S	Pts.
2011	Denver	2	1	7	6	13	0-0	0-0	0	0	0	0	0	0	0
2012	Denver	1	1	3	0	3	0-0	0-0	4	0	0	0	0	0	0
2013	Denver	1	1	2	0	2	0-0	0-0	1	0	0	0	0	0	0
2014	Denver	1	1	3	0	3	0-0	0-0	1	0	0	0	0	0	0
2015	Denver	3	3	12	2	14	1-4	0-0	2	0	0	0	0	0	0
<b>CAREER TOTALS</b>		<b>8</b>	<b>7</b>	<b>27</b>	<b>8</b>	<b>35</b>	<b>1-4</b>	<b>0-0</b>	<b>8</b>	<b>0</b>	<b>0</b>	<b>0</b>	<b>0</b>	<b>0</b>	<b>0</b>

### HARRIS JR.'S SINGLE-GAME HIGHS

(Postseason in parentheses)

**Tackles** — 11 vs. Jacksonville, 10/13/13 (8 at New England, 1/14/12). **Interceptions** — 2 at San Diego, 10/15/12 (none). **Interception return yards** — 98 at Baltimore, 12/16/12 (none). **Passes defended** — 4, twice, last, vs. Arizona, 10/5/14 (4 vs. Baltimore, 1/12/13). **Sacks** — 1, four times, last vs. Seattle, 9/9/18 (1 vs. Carolina, 2/7/16). **Sack yards** — 11 vs. Oakland, 9/30/12 (4 vs. Carolina, 2/7/16). **Forced fumbles** — 1, five times, last at Indianapolis, 12/14/17 (none). **Fumble recoveries** — 1, four times, last vs. Houston, 10/24/16 (none).

## HARRIS JR.'S INTERCEPTIONS BY QUARTERBACK (19)

Quarterback .....	Interceptions	Quarterback .....	Interceptions
Philip Rivers.....	4	Cam Newton .....	1
Joe Flacco.....	2	Kyle Orton.....	1
Blake Bortles.....	1	Carson Palmer.....	1
Derek Carr.....	1	Dak Prescott.....	1
Jay Cutler.....	1	Josh Rosen.....	1
Robert Griffin III.....	1	Alex Smith .....	1
Eli Manning.....	1	Russell Wilson.....	1
Ben Roethlisberger .....	1		

## CHRIS HARRIS JR.'S 2018 BY-GAME

(Victories asterisked)

2018 DENVER (4-8)		TACKLES								
Date	Opponent	P/S	UT	A	TT	S-Yds.	I-Yds.	PD	FF	FR
Sep 9	vs. Seattle*	S	1	1	2	1-9	0-0	2	0	0
Sep 16	vs. Oakland*	S	3	0	3	0-0	0-0	0	0	0
Sep 23	at Baltimore	S	3	0	3	0-0	0-0	1	0	0
Oct 1	vs. Kansas City	S	6	0	6	0-0	0-0	1	0	0
Oct 7	at New York Jets	S	1	2	3	0-0	0-0	2	0	0
Oct 14	vs. L.A. Rams	S	4	0	4	0-0	0-0	0	0	0
Oct 18	at Arizona*	S	5	1	6	0-0	1-53t	1	0	0
Oct 28	at Kansas City	S	3	1	4	0-0	0-0	0	0	0
Nov 4	vs. Houston	S	3	0	3	0-0	0-0	0	0	0
Nov 18	at L.A. Chargers*	S	4	4	8	0-0	1-0	1	0	0
Nov 25	vs. Pittsburgh*	S	6	0	6	0-0	1-15	2	0	0
Dec 2	at Cincinnati*	S	1	0	1	0-0	0-0	0	0	0
Dec 9	at San Francisco					INACTIVE				
Dec 15	vs. Cleveland					INACTIVE				
Season Totals			12/12	40	9	49	1-9	3-68	10	0



## SHELBY HARRIS

96

### NOSE TACKLE

6-2 • 290 • 4TH YR. • ILLINOIS STATE

BORN: Aug. 11, 1991, in Milwaukee

HIGH SCHOOL: Homestead High School, Mequon, Wisc.

ACQUIRED: Free Agent, 2017

NFL YEAR: 4th • YEAR WITH BRONCOS: 2nd

NFL GAMES PLAYED/STARTED: 38/6



### HARRIS AT A GLANCE:

- A fourth-year defensive end who played 38 games (6 starts) with Oakland (2014-15) and Denver (2017-18) in addition to spending time on practice squads with the Raiders (2014-15) and Cowboys (2016).
- Recorded 80 tackles (52 solo), eight sacks (54.5 yds.), one interception, seven passes defended, one interception and one blocked kick during his first four NFL campaigns.
- Produced his best season as a pro with Denver in 2017, playing all 16 games (6 starts) for the first time in his career and ranking second on the team with 5.5 sacks (33.0 yds.).
- Posted 14 tackles (10 solo) and one sack (9 yds.) in eight games with Oakland from 2014-15.
- Totaled 173 tackles (72 solo), 14 sacks, one forced fumble, four fumble recoveries, one interception and five passes defended during his three seasons at Illinois State University.
- Joined the Broncos as a free agent on Jan. 25, 2017.
- Selected by Oakland in the seventh round (235th overall) of the 2014 NFL Draft.

**CAREER TRANSACTIONS:** Signed by Oakland as a draft choice 5/20/14; Waived by Oakland 9/18/14; Signed by Oakland (practice squad) 9/20/14; Signed by Oakland (active roster) 12/24/14; Waived by Oakland 9/5/15; Signed by Oakland (practice squad) 9/8/15; Signed by Oakland (active roster) 10/24/15; Waived by Oakland 10/31/15; Signed by Oakland (practice squad) 11/3/15; Signed by Oakland (active roster) 11/19/15; Waived by Oakland 5/16/16; Signed by N.Y. Jets 6/1/16; Waived by N.Y. Jets 8/28/16; Signed by Dallas (practice squad) 12/22/16; Waived by Dallas 1/10/17; Signed by Denver 1/25/17.



**2018:** Harris posted one solo tackle vs. Sea. (9/9)... Assisted on one tackle vs. Oak. (9/16)... Saw action on defense at Bal. (9/23)... Totaled three tackles (2 solo) vs. K.C. (10/1)... Credited with two tackles (1 solo) at NYJ (10/7)... Posted two stops (1 solo) vs. LAR (10/14)... Notched four tackles (3 solo) and one pass defended at Ari. (10/18)... Tallied two tackles (1 solo) at K.C. (10/28)... Saw action on defense and special teams vs. Hou. (11/4)... Registered three solo tackles at LAC (11/18)... Sealed Denver's victory vs. Pit. (11/25) with an interception in the end zone in addition to recording three tackles... Notched 1.5 sacks (12.5 yds.) at Cin. (12/2)... Posted four tackles (3 solo) and two passes defended at S.F. (12/9)... Tallied a pair of solo tackles vs. Cle. (12/15).

**2017:** Harris played all 16 games (6 starts) for the first time in his career and ranked second on the Broncos with 5.5 sacks (33.0 yds.)... Added 34 tackles (22 solo), three passes defended and one blocked field goal... Made his first career start and blocked a potential game-tying field goal with :05 seconds remaining vs. LAC (9/11)... Made two tackles (1 solo) and sacked Tyrod Taylor for five yards at Buf. (9/24)... Sacked Derek Carr for four yards vs. Oak. (10/1)... Tallied three tackles (1 solo) and 0.5 sacks (2 yds.) at Oak. (11/26)... Sacked Jay Cutler (6 yds.) and made four tackles (3 solo) at Mia. (12/3)... Sacked Patrick Mahomes (8 yds.) and added two solo tackles vs. K.C. (12/31).

**2016:** Harris competed in training camp with the N.Y. Jets and spent three weeks competing on Dallas' practice squad.

**2015:** Harris played seven games with Oakland in addition to competing on the club's practice squad... Recorded 12 tackles (9 solo) and one sack (9 yds.)... Made his season-debut at S.D. (10/25)... Posted five solo tackles vs. G.B. (12/20)... Notched his first career sack (9 yds.) at K.C. (1/3).

**2014:** Selected by Oakland in the seventh round (235th overall) of the 2014 NFL Draft, Harris appeared in one contest with the Raiders after spending the first 16 weeks of the season on the team's practice squad... Made his NFL debut in the season finale at Den. (12/28) and made two tackles (1 solo).

**COLLEGE:** Harris played three years at Illinois State University after transferring from the University of Wisconsin following his freshman season, seeing action in 33 games (27 starts)... Totaled 173 tackles (72 solo), 14 sacks, one forced fumble, four fumble recoveries, one interception and five passes defended... Started all 13 games as a senior, earning first-team All-Missouri Valley Football Conference honors after posting 85 tackles (30 solo), seven sacks (38 yds.), one interception, three passes defended, one forced fumble and three fumble recoveries.

**PERSONAL:** Harris attended Homestead High School in Mequon, Wisc., where he was a *Milwaukee Journal Sentinel* all-area selection and Area Player of the Year as a senior... Finished his senior season with 87 tackles, seven sacks, two forced fumbles and one fumble recovery... Shelby Harris was born on Aug. 11, 1991, in Milwaukee.

HARRIS' REGULAR SEASON RECORD

Year	Club	G	S	UT	A	TT	S-Yds.	I-Yds.	PD	FF	FR	TD-Int.	TD-FR	S	Pts.
2014	Oakland	1	0	1	1	2	0-0	0-0	0	0	0	0	0	0	0
2015	Oakland	7	0	9	3	12	1-9	0-0	0	0	0	0	0	0	0
2016	NYJ/Dal.	PRACTICE SQUAD													
2017	Denver	16	6	22	12	34	5.5-33	0-0	3	0	0	0	0	0	0
2018	Denver	14	0	21	11	32	1.5-12.5	1-0	4	0	0	0	0	0	0
<b>CAREER TOTALS</b>		<b>38</b>	<b>6</b>	<b>53</b>	<b>27</b>	<b>80</b>	<b>8-54.5</b>	<b>1-0</b>	<b>7</b>	<b>0</b>	<b>0</b>	<b>0</b>	<b>0</b>	<b>0</b>	<b>0</b>

**ADDITIONAL STATISTICS:** Blocked a field goal vs. L.A. Chargers, 9/11/17

HARRIS' SINGLE-GAME HIGHS

(Postseason in parentheses)

**Tackles** — 5 vs. Green Bay, 12/20/15 (none). **Sacks** — 1.5 at Cincinnati, 12/2/18 (none). **Sack yards** — 12.5 at Cincinnati, 12/2/18 (none). **Interceptions** — 1 vs. Pittsburgh, 11/25/18 (none). **Pass defended** — 1, 5x, last vs. Pittsburgh, 11/25/18 (none).

SHELBY HARRIS' 2018 GAME-BY-GAME

(Victories asterisked)

2018 DENVER (6-8)		TACKLES													
Date	Opponent	P/S	UT	A	TT	S-Yds.	I-Yds.	PD	FF	FR					
Sep 9	vs. Seattle*	P	1	0	1	0-0	0-0	0	0	0					
Sep 16	vs. Oakland*	P	0	1	1	0-0	0-0	0	0	0					
Sep 23	at Baltimore	P	1	1	2	0-0	0-0	0	0	0					
Oct 1	vs. Kansas City	P	2	1	3	0-0	0-0	0	0	0					
Oct 7	at New York Jets	P	1	1	2	0-0	0-0	0	0	0					
Oct 14	vs. L.A. Rams	P	1	1	2	0-0	0-0	0	0	0					
Oct 18	at Arizona*	P	3	1	4	0-0	0-0	1	0	0					
Oct 28	at Kansas City	P	1	1	2	0-0	0-0	0	0	0					
Nov 4	vs. Houston	P	2	0	2	0-0	0-0	0	0	0					
Nov 18	at L.A. Chargers*	P	3	0	3	0-0	0-0	0	0	0					
Nov 25	vs. Pittsburgh*	P	0	2	2	0-0	1-0	1	0	0					
Dec 2	at Cincinnati*	P	1	1	2	1.5-12.5	0-0	0	0	0					
Dec 9	at San Francisco	P	3	1	4	0-0	0-0	2	0	0					
Dec 15	vs. Cleveland	P	2	0	2	0-0	0-0	0	0	0					
<b>Season Totals</b>			<b>14/0</b>	<b>21</b>	<b>11</b>	<b>32</b>	<b>1.5-12.5</b>	<b>1-0</b>	<b>4</b>	<b>0</b>					



# TEMARRICK HEMINGWAY

85

TIGHT END

6-5 • 246 • 3RD Yr. • SOUTH CAROLINA STATE

BORN: July 30, 1993, in Loris, S.C.

HIGH SCHOOL: North Myrtle Beach High School, Little River, S.C.

ACQUIRED: Practice Squad Signee, 2018

NFL YEAR: 3rd • YEAR WITH BRONCOS: 1st

NFL GAMES PLAYED/STARTED: 11/0 • POSTSEASON GP/GS: 0/0



## HEMINGWAY AT A GLANCE:

- A third-year tight end from South Carolina State who appeared in 11 games with the Los Angeles Rams (2016) and Denver (2018) in addition to competing on practice squads with both teams in 2018.
- Spent the 2017 season with the Rams on injured reserve (fibula).
- Appeared in 45 games at South Carolina State, totaling 93 catches for 1,056 yards (11.4 avg.) with seven touchdowns.
- Joined Denver as a practice-squad signee on Oct. 10, 2018.
- Selected by the Los Angeles Rams in the sixth round (177th overall) of the 2016 NFL Draft.

**CAREER TRANSACTIONS:** Signed by L.A. Rams as a draft choice 6/9/16; Waived by L.A. Rams 9/1/18; Signed by L.A. Rams (practice squad) 9/2/18; Waived by L.A. Rams 9/18/18; Signed by Denver (practice squad) 10/2/18; Signed by Denver (active roster) 11/27/18.



**2018:** Hemingway competed on practice squads with the Los Angeles Rams and Broncos after competing in training camp with L.A.... Promoted to Denver's active roster on Nov. 27... Made his Broncos debut on special teams at Cin. (12/2)... Saw action on special teams at S.F. (12/9) and vs. Cle. (12/15).

**2017:** Hemingway suffered a fractured fibula during the preseason and was placed on season-ending injured reserve on Sept. 2.

**2016:** Selected by the Los Angeles Rams in the sixth round (177th overall) of the 2016 NFL Draft, Hemingway played in eight games as a rookie and made one special-teams tackle.

**COLLEGE:** Hemingway played in 45 games at South Carolina State, totaling 93 catches for 1,056 yards (11.4 avg.) with seven touchdowns... Named first-team All-Mid-Eastern Athletic Conference following his sophomore and senior seasons... Pulled in 38 catches for 418 yards and a touchdown in 11 games played as a senior... Caught a single-season career-high four touchdowns as a sophomore in 2013.

**PERSONAL:** Hemingway attended North Myrtle Beach High School in Little River, S.C... Temarrick Hemingway (pronounced Tuh-MARE-ick) was born on July 30, 1993, in Loris, S.C.

## HEMINGWAY'S REGULAR SEASON RECORD

Year	Club	RECEIVING							SCORING					
		G	S	No.	Yds.	Avg.	LG	TD	TD	TDr	TDp	TDrt	2pt	Pts.
2016	L.A. Rams	8	0	0	0	—	—	0	0	0	0	0	0	0
2017	L.A. Rams	INJURED RESERVE												
2018	Denver	3	0	0	0	—	—	0	0	0	0	0	0	0
<b>CAREER TOTALS</b>		<b>11</b>	<b>0</b>	<b>0</b>	<b>0</b>	<b>—</b>	<b>—</b>	<b>0</b>	<b>0</b>	<b>0</b>	<b>0</b>	<b>0</b>	<b>0</b>	<b>0</b>

**ADDITIONAL STATISTICS:** Special-teams tackles — 2016 (1), TOTAL (1).

## TEMARRICK HEMINGWAY'S 2018 GAME-BY-GAME

(Victories asterisked)

2018 DENVER (6-8)		RECEIVING							SCORING	
Date	Opponent	P/S	No.	Yds.	Avg.	LG	TD		2pt.	Pts.
SIGNED BY DENVER (ACTIVE ROSTER) NOV. 27										
Dec 2	at Cincinnati*	P	0	0	—	—	0		0	0
Dec 9	at San Francisco	P	0	0	—	—	0		0	0
Dec 15	vs. Cleveland	P	0	0	—	—	0		0	0
<b>Season Totals</b>		<b>3/0</b>	<b>0</b>	<b>0</b>	<b>—</b>	<b>—</b>	<b>0</b>		<b>0</b>	<b>0</b>





## KEVIN HOGAN

9

### QUARTERBACK

6-3 • 218 • 3RD YR. • STANFORD

BORN: Oct. 20, 1992, in McLean, Va.

HIGH SCHOOL: Gonzaga College High School, Washington, D.C.

ACQUIRED: Waivers (Washington), 2018

NFL YEAR: 3rd • YEAR WITH BRONCOS: 1st

NFL GAMES PLAYED/STARTED: 8/1



### HOGAN AT A GLANCE:

- A third-year quarterback who has played eight games (1 start) with Cleveland (2016-17) and Denver (2018) in addition to spending training camp with Kansas City (2016) and Washington (2018).
- Completed 60-of-101 passes (59.4%) for 621 yards with four touchdowns and seven interceptions (61.5 rtg) in addition to rushing 18 times for 176 yards (9.8 avg.) with one touchdown during his career.
- Appeared in four games (1 start) with Cleveland in 2017, completing 46-of-75 passes (61.3%) for 517 yards with four touchdowns and five interceptions (71.9 rtg)
- Started 46-of-50 games played at Stanford University, winning the most games (36) in school history for a starting quarterback.
- Set Stanford records for most offensive yards (9,385 passing; 1,249 rushing) while totaling 91 touchdowns (75 passing; 15 rushing; 1 receiving).
- Earned All-Pacific-12 Conference Second-Team honors as a redshirt senior after finishing 206-of-304 passing (67.8%) for 2,867 yards with 27 touchdowns.
- Claimed by the Broncos off waivers from Washington on Sept. 2, 2018.
- Selected by the Chiefs in the fifth round (162nd overall) of the 2016 NFL Draft.

**CAREER TRANSACTIONS:** Signed by Kansas City as a draft choice 5/6/16; Waived by Kansas City 9/3/16; Signed by Cleveland (practice squad) 9/5/16; Signed by Cleveland (active roster) 10/11/16; Traded to Washington 4/6/18; Waived by Washington 9/1/18; Claimed off waivers by Denver 9/2/18.



**2018:** Hogan, who was acquired by Washington in an offseason trade, played all four preseason games (1 start) with the Redskins before being waived before the start of the season... Was claimed off waivers by Denver on Sept. 2... Was inactive in Games 1-7... Was active but did not play at K.C. (10/28), vs. Hou. (11/4), at LAC (11/18), vs. Pit. (11/25), at Cin. (12/2), at S.F. (12/2) and vs. Cle. (12/15).

**2017:** Hogan played four games (1 start) with Cleveland, completing 46-of-75 passes (61.3%) for 517 yards with four touchdowns and five interceptions (71.9 rtg)... Added 10 carries for 71 yards (7.1 avg.)... Was active but did not play in six contests as he spent the entire season on the club's active roster... Made his first career start at Hou. (10/15), finishing 20-of-37 passing for 140 yards (54.1%) with one touchdown and three interceptions in addition to rushing for 36 yards on five carries (7.2 avg.).

**2016:** Selected by the Chiefs in the fifth round (162nd overall) of the 2016 NFL Draft, Hogan appeared in four games with Cleveland in addition to spending time on the Browns' practice squad... Completed 14-of-26 passes (53.8%) for 104 with two interceptions in addition to rushing eight times for 105 yards (13.1 avg.) with one touchdown... Was waived by the Chiefs after competing with the club during training camp... Joined the Browns active roster on Oct. 11 after spending the first month of the season on their practice squad... Completed 12-of-24 passes for 100 yards and rushed for 104 yards on seven carries (14.9 avg.) with a 28-yard touchdown in his NFL debut at Cin. (10/23).

**COLLEGE:** Hogan started 46-of-50 games played at Stanford University, winning the most games (36) in school history for a starting quarterback... Boasted a 16-6 record against AP-Top 25 opponents... Set Stanford records for most offensive yards (9,385 passing; 1,249 rushing) while totaling 91 touchdowns (75 passing; 15 rushing; 1 receiving)... Earned All-Pacific-12 Conference Second-Team honors as a redshirt senior after finishing 206-of-304 passing (67.8%) for 2,867 yards with 27 touchdowns... Appeared in 13 games in 2014 and completed 232-of-352 passes (65.9%) for 2,792 yards with 19 touchdowns.

**PERSONAL:** Hogan attended Gonzaga College High School in Washington, D.C., where he totaled 4,762 passing yards and 37 touchdowns... Recorded 1,820 passing yards with 14 touchdowns while rushing for 366 yards with six rushing touchdowns as a senior... Selected as the 2010 Washington, D.C. Player of the Year and the Fairfax County Football Hall of Fame Outstanding Private School High School Player of the Year... Kevin Hogan was born Oct. 20, 1992, in McLean, Va.

HOGAN'S REGULAR SEASON RECORD

		PASSING														
Year	Club	G	S	Att.	Comp.	Pct.	Yds.	Yds./Att.	TD	%	Int.	%	LG	Sack/Yds.	Rtg.	
2016	Cleveland	4	0	26	14	53.8	104	4.0	0	0.0	2	7.7	17	2/10	31.6	
2017	Cleveland	4	1	75	46	61.3	517	6.9	4	5.3	5	6.7	49	6/35	71.9	
2018	Denver	0	0	0	0	—	0	0.0	0	0.0	0	0.0	0	0/0	—	
CAREER TOTALS		8	1	101	60	59.4	621	6.1	4	4.0	7	6.9	49	8/45	61.5	
		RUSHING														
Year	Club	Att.	Yds.	Avg.	LG	TD			TD	TDr	SCORING		TDp	TDrt	2pt	Pts.
2016	Cleveland	8	105	13.1	28t	1			1	1			0	0	0	6
2017	Cleveland	10	71	7.1	11	0			4	0			4	0	0	24
2018	Denver	0	0	—	—	0			0	0			0	0	0	0
CAREER TOTALS		18	176	9.8	28t	1			5	1			4	0	0	30

KEVIN HOGAN'S 2018 GAME-BY-GAME

(Victories asterisked)

2018 DENVER (6-8)		PASSING										RUSHING				
Opponent	P/S	Att.	Comp.	Yds.	Pct.	TD	INT	LG	S/Yds.	Rtg.		Att.	Yds.	Avg.	LG	TD
GAMES 1-7																
GAMES 8-14																
Season Totals	0/0	0	0	0	0	—	0	0	0	0/0	—	0	0	—	0	0



## JEFF HOLLAND

46

### OUTSIDE LINEBACKER

6-2 • 249 • R • AUBURN

**BORN:** Sept. 27, 1995, in Jacksonville, Fla.

**HIGH SCHOOL:** Trinity Christian High School, Jacksonville, Fla.

**ACQUIRED:** College Free Agent, 2018

**NFL YEAR:** 1st • **YEAR WITH BRONCOS:** 1st

**NFL GAMES PLAYED/STARTED:** 1/0



### HOLLAND AT A GLANCE:

- A rookie outside linebacker from appeared in one game with Denver in 2018 in addition to spending time on the club's practice squad.
- Finished his career at Auburn University with 71 tackles (44 solo), 13 sacks (87 yds.), five forced fumbles and two fumble recoveries in three seasons.
- Entered the NFL with Denver as a college free agent on May 1, 2018.

**CAREER TRANSACTIONS:** Signed by Denver as a college free agent 5/1/18; Waived by Denver 9/1/18; Signed by Denver (practice squad) 9/2/18; Signed by Denver (active roster) 11/30.



**2018:** Holland spent the first 11 games on Denver's practice squad before being promoted to Denver's active roster on Nov. 30... Was inactive at Cin. (12/2) and at S.F. (12/9)... Recorded two tackles (1 solo) in his NFL debut vs. Cle. (12/15).

**COLLEGE:** Holland appeared in 40 games (14 starts) during his three seasons with the Tigers... Finished his career with 71 tackles (44 solo), 13 sacks (87 yds.), five forced fumbles and two fumble recoveries... Opened all 14 games as a junior in 2017, finishing with 45 tackles (27 solo), 10 sacks (67 yds.), four forced fumbles and one fumble recovery... Selected as a first-team All-Southeastern Conference honoree following his breakout junior season... Played along the defensive line and at linebacker as a freshman and sophomore, contributing 26 tackles (17 solo) and three sacks (20 yds.).

**PERSONAL:** Holland attended Trinity Christian High School in Jacksonville, Fla., where he led his school to two consecutive Class 3A Championships as a junior and senior... Chosen All-Florida and All-First Coast following his final two prep seasons... Also played basketball in high school... Jeff Holland was born on Sept. 27, 1995, in Jacksonville, Fla.

### HOLLAND'S REGULAR SEASON RECORD

Year	Club	G	S	UT	A	TT	S-Yds.	I-Yds.	PD	FF	FR	TD-Int.	TD-FR	S	Pts.
2018	Denver	1	0	1	1	2	0-0	0-0	0	0	0	0	0	0	0
<b>CAREER TOTALS</b>		<b>1</b>	<b>0</b>	<b>1</b>	<b>1</b>	<b>2</b>	<b>0-0</b>	<b>0-0</b>	<b>0</b>	<b>0</b>	<b>0</b>	<b>0</b>	<b>0</b>	<b>0</b>	<b>0</b>

### JEFF HOLLAND'S 2018 GAME-BY-GAME

(Victories asterisked)

2018 DENVER (6-8)		TACKLES									
Date	Opponent	P/S	UT	A	TT	S-Yds.	I-Yds.	PD	FF	FR	
GAMES 1-11											
Dec 2	at Cincinnati*										
Dec 9	at San Francisco										
Dec 15	vs. Cleveland	P	1	1	2	0-0	0-0	0	0	0	
<b>Season Totals</b>		<b>1/0</b>	<b>1</b>	<b>1</b>	<b>2</b>	<b>0-0</b>	<b>0-0</b>	<b>0</b>	<b>0</b>	<b>0</b>	

PRACTICE SQUAD  
INACTIVE  
INACTIVE



## ANDRE HOLMES

19

### WIDE RECEIVER

6-4 • 210 • 8TH YR. • HILLSDALE COLLEGE

BORN: June 16, 1988, in Hoffman Estates, Ill.

HIGH SCHOOL: James B. Conant High School, Elk Grove, Ill.

ACQUIRED: Waivers (Buffalo), 2018

NFL YEAR: 8th • YEAR WITH BRONCOS: 1st

NFL GAMES PLAYED/STARTED: 93/25 • POSTSEASON GP/GS: 1/0



### HOLMES AT A GLANCE:

- An eighth-year wide receiver who appeared in 93 regular-season games (25 starts) and one post-season contest with Dallas (2011-12), Oakland (2013-16), Buffalo (2017-18) and Denver (2018) in addition to competing on practice squads with Dallas (2011-12) and New England (2013).
- Totaled 128 receptions for 1,744 yards (13.6 avg.) with 15 touchdowns in addition to 32 special-teams tackles, one forced fumble and two fumble recoveries during his first eight seasons.
- Played in 26 games (5 starts) with Buffalo from 2017-18, recording 25 catches for 277 yards (11.1 avg.) with three touchdowns while also making 12 special-teams tackles.
- Opened 20-of-58 regular-season games played with Oakland from 2013-16, totaling 100 receptions for 1,451 yards (14.5 avg.) with 12 touchdowns.
- Caught four catches for 50 yards (12.5 avg.) with a touchdown and made two special-teams tackles in Oakland's AFC Wild Card Playoff Game at Houston in 2016.
- Recorded career highs in games started (13), receptions (47), receiving yards (693) and receiving touchdowns (4) with Oakland in 2014.
- Claimed by the Broncos off waivers from Buffalo on Dec. 5, 2018.
- Entered the NFL as a college free agent with Minnesota on July 27, 2011.

**CAREER TRANSACTIONS:** Signed by Minnesota as a college free agent 7/27/11; Waived by Minnesota 8/29/11; Signed by Dallas (practice squad) 9/5/11; Signed by Dallas (active roster) 12/9/11; Waived by Dallas 11/25/12; Signed by Dallas (practice squad) 11/27/12; Signed by New England (practice squad) 1/8/13; Waived by New England 5/13/13; Claimed off waivers by Oakland 5/13/13; Signed by Buffalo as an unrestricted free agent 3/18/18; Waived by Buffalo 12/4/18; Claimed off waivers by Denver 12/5/18.



**2018:** Holmes played the first 12 games (3 starts) of the 2018 season with Buffalo, recording 12 catches for 157 yards (13.1 avg.) and making five special teams tackles... Was waived by Buffalo on Dec. 4 and claimed off waivers by Denver on Dec. 5... Made his Broncos debut at S.F. (12/9)... Caught one pass for five yards vs. Cle. (12/15).

**2017:** Holmes opened two-of-14 games played in his first season with Buffalo, totaling 120 yards (9.2 avg.) with three touchdowns on 13 receptions... Made seven special-teams tackles... Recorded season highs in receptions (3) and receiving yards (51) in addition to catching a 36-yard touchdown vs. Oak. (10/29).

**2016:** Holmes played in all 16 regular-season games (2 starts) and one postseason contest for Oakland, tallying 14 receptions for 126 yards (9.0 avg.) with three touchdowns... Made nine special-teams tackles and recovered a special-teams fumble in the regular season... Set season highs in receptions (3) and receiving yards (33) and caught a touchdown vs. Ind. (12/24)... Caught four catches for 50 yards (12.5 avg.) with a touchdown and made two special-teams tackles in Oakland's AFC Wild Card Playoff Game at Houston in 2016.

**2015:** Holmes caught 14 passes for 201 yards (14.4) with four touchdowns in 16 games played (1 start) with Oakland... Tallied seven special-teams tackles (5 solo) and forced a fumble... Totaled 54 yards and two touchdowns on two receptions vs. NYJ (11/1) in his second career multi-touchdown game.

**2014:** Holmes played all 16 games and recorded career highs in games started (13), receptions (47), receiving yards (693) and receiving touchdowns (4) with Oakland... Caught four passes for 121 yards (30.3 avg.) and had the first multi-touchdown game of his career (2) vs. S.D. (10/12).

**2013:** Holmes opened four-of-10 games played and caught 25 passes for 431 yards (17.2 avg.) with one touchdown in his first season with Oakland... Made his first NFL start vs. Ten. (11/24)... Recorded season highs in receptions (7) and receiving yards (136) against his former team at Dallas (11/28).

**2012:** Holmes played in seven games with Dallas, totaling two receptions for 11 yards (5.5 avg.)... Made his NFL debut at NYG (9/5).

**2011:** Holmes, who entered the NFL with Minnesota as a college free agent, spent training camp with the club... Was waived by Minnesota prior to the start of the season and signed to Dallas' practice squad on Sept. 5... Promoted to Dallas' active roster on Dec. 9 but did not appear in a game.

**COLLEGE:** Holmes was a three-year starter and four-year letterman at Division II Hillsdale College... Garnered first-team all-conference honors three consecutive years... Named All-America as a senior with single-sea-

son school records in both receptions (104) and receiving yards (1,368), averaging 114.0 per game... As a junior, had 1,076 yards on 77 receptions... Became a starter as a sophomore after playing in all 11 games as a redshirt freshman... Also lettered in track and won the outdoor triple jump at the 2007 Greater Lakes Intercollegiate Athletic Conference championships.

**PERSONAL:** Holmes attended James B. Conant High School in Hoffman Estates, Ill., starting one season at wide receiver... Helped lead the Cougars to a playoff berth... Played basketball and ran track and field in high school... Andre Holmes was born on June 16, 1988 in Hoffman Estates, Ill.

HOLMES' REGULAR SEASON RECORD

Year	Club	G	S	RECEIVING					TD	TDr	SCORING		2pt	Pts.
				No.	Yds.	Avg.	LG	TD			TDp	TDrt		
2012	Dallas	7	0	2	11	5.5	7	0	0	0	0	0	0	0
2013	Oakland	10	4	25	431	17.2	40	1	0	0	1	0	0	6
2014	Oakland	16	13	47	693	14.7	77t	4	4	0	4	0	0	24
2015	Oakland	16	1	14	201	14.4	49t	4	4	0	4	0	0	24
2016	Oakland	16	2	14	126	9.0	23	3	3	0	3	0	0	18
2017	Buffalo	14	2	13	120	9.2	36	3	3	0	3	0	0	18
2018	Buf./Den.	14	3	13	162	12.5	24	0	0	0	0	0	0	0
<b>CAREER TOTALS</b>		<b>93</b>	<b>25</b>	<b>128</b>	<b>1,744</b>	<b>13.6</b>	<b>77t</b>	<b>15</b>	<b>15</b>	<b>0</b>	<b>15</b>	<b>0</b>	<b>0</b>	<b>90</b>

**ADDITIONAL STATISTICS:** *Special-teams tackles* — 2012 (2), 2014 (2), 2015 (7), 2016 (9), 2017 (7), 2018 (5), **TOTAL** (32). *Special-teams FF* — 2015 (1), **TOTAL** (1). *Special-teams FR* — 2013 (1), 2016 (1), **TOTAL** (2). *Miscellaneous tackles* — 2012 (1), 2013 (3), 2014 (1), 2017 (1), 2018 (1), **TOTAL** (7).

HOLMES' POSTSEASON RECORD

Year	Club	G	S	RECEIVING					TD	TDr	SCORING		2pt	Pts.
				No.	Yds.	Avg.	LG	TD			TDp	TDrt		
2016	Oakland	1	0	4	50	12.5	20	1	1	0	1	0	0	6
<b>CAREER TOTALS</b>		<b>1</b>	<b>0</b>	<b>4</b>	<b>50</b>	<b>12.5</b>	<b>20</b>	<b>1</b>	<b>1</b>	<b>0</b>	<b>1</b>	<b>0</b>	<b>0</b>	<b>6</b>

**ADDITIONAL STATISTICS:** *Special-teams tackles* — 2016 (2), **TOTAL** (2).

HOLMES' SINGLE GAME HIGHS

(Postseason in parentheses)

**Receptions** — 7 at Dallas, 11/28/13 (4 at Houston, 1/7/17). **Receiving yards** — 136 at Dallas, 11/28/13 (50 at Houston, 1/7/17). **Longest reception** — 77t vs. San Diego, 10/12/14 (20 at Houston, 1/7/17). **Receiving touchdowns** — 2, twice, last vs. New York Jets, 11/1/15 (1 at Houston, 1/7/17). **Special-teams tackles** — 3, twice, last vs. Oakland, 10/29/17 (2 at Houston, 1/7/17).

ANDRE HOLMES' 2018 SEASON GAME-BY-GAME

(Victories asterisked)

2018 BUF (5-9) / DEN (6-8)			RECEIVING					SCORING	
Date	Opponent	P/S	No.	Yds.	Avg.	LG	TD	2pt.	Pts.
Sep 9	at Baltimore	P	1	14	14.0	14	0	0	0
Sep 16	vs. L.A. Chargers	P	0	0	—	—	0	0	0
Sep 23	at Minnesota*	P	3	29	22.0	22	0	0	0
Sep 30	at Green Bay	S	2	8	4.0	5	0	0	0
Oct 7	vs. Tennessee*	P	0	0	—	—	0	0	0
Oct 14	at Houston	P	1	20	20.0	20	0	0	0
Oct 21	at Indianapolis	S	1	13	13.0	13	0	0	0
Oct 29	vs. New England	S	2	45	22.5	24	0	0	6
Nov 4	vs. Chicago	P	1	6	6.0	6	0	0	0
Nov 11	at New York Jets*	P	1	22	22.0	22	0	0	0
Nov 25	vs. Jacksonville*	P	0	0	—	—	0	0	0
Dec 2	at Miami	P	0	0	—	—	0	0	0
WAIVED BY BUFFALO ON DEC. 4 / SIGNED BY DENVER ON DEC. 5									
Dec 9	at San Francisco	P	0	0	—	—	0	0	0
Dec 15	vs. Cleveland	P	1	5	5.0	5	0	0	0
<b>Season Totals</b>			<b>14/3</b>	<b>13</b>	<b>162</b>	<b>12.5</b>	<b>24</b>	<b>0</b>	<b>0</b>



**ANDY JANOVICH****32****FULLBACK****6-1 • 238 • 3RD YR. • NEBRASKA****BORN:** May 23, 1993, in Gretna, Neb.**HIGH SCHOOL:** Gretna (Neb.) High School**ACQUIRED:** Draft #6 (176th overall), 2016**NFL YEAR:** 3rd • **YEAR WITH BRONCOS:** 3rd**NFL GAMES PLAYED/STARTED:** 41/16**JANOVICH AT A GLANCE:**

- A third-year fullback who appeared in 41 games (16 starts) with Denver from 2016-18, seeing action on offense and special teams.
- Rushed 12 times for 50 yards (4.2 avg.) with two touchdowns and caught 13 passes for 143 yards (11.0 avg.) in addition to contributing 16 special-teams tackles during his first three seasons.
- Appeared in 50 games (10 starts) for the University of Nebraska, contributing on offense and special teams.
- Attended Gretna (Neb.) High School, where he was named first-team All-Nebraska by the *Omaha World-Herald* as a linebacker,
- Selected by the Broncos in the sixth round (176th overall) of the 2016 NFL Draft.

**CAREER TRANSACTIONS:** Signed by Denver as a draft choice 5/12/16.

**2018:** Janovich made one special-teams stop vs. Sea. (9/9)... Caught one pass for 11 yards vs. Oak. (9/16)... Rushed once for two yards and made one special-teams tackle at Bal. (9/23)... Caught a 32-yard pass vs. K.C. (10/1)... Posted one special-teams tackle at NYJ (10/7)... Opened the game at fullback vs. LAR (10/14)... Started and contributed two special-teams tackles at Ari. (10/18)... Started at K.C. (10/28)... Caught one pass for nine yards vs. Hou. (11/4)... Executed a fake punt with a 12-yard reception at LAC (11/18)... Started vs. Pit. (11/25)... Caught one pass for seven yards and assisted on a special-teams tackle at Cin. (12/2)... Rushed one time for three yards at S.F. (12/9)... Made one special-teams tackle vs. Cle. (12/15).

**2017:** Janovich played all 16 games (4 starts), rushing six times for 12 yards (2.0 avg.) with one touchdown and catching four passes for 35 yards (8.8 avg.)... Added seven special-teams tackles... Rushed one time for three yards and caught two passes for 14 yards (7.0 avg.) at LAC (10/22)... Scored on a one-yard rush vs. NYJ (12/10).

**2016:** Selected by the Broncos in the sixth round (176th overall) of the 2016 NFL Draft, Janovich saw action in 11 games (5 starts) before being placed on injured reserve on Dec. 2... Rushed four times for 33 yards (8.3 avg.) with one touchdown and caught five passes for 44 yards (8.8 avg.) vs. Car. (9/8)... Scored on a 28-yard touchdown run on his first NFL carry against the Panthers to become just the third player in franchise history over the last 30 years to score on his first career rushing attempt... Started his first NFL game at Cin. (9/25).

**COLLEGE:** Janovich appeared in 50 games (10 starts) for the University of Nebraska, contributing on offense at fullback and on various special-teams units... Appeared in 13 games (6 starts) as a senior, finishing with 42 carries for 265 yards (6.3 avg.) with three touchdowns and led the team with 13 special-teams tackles... Totaled 113 yards of offense vs. Southern Miss (9/27)... Saw action in 13 games (2 starts) and caught one pass for 16 yards in 2014... Awarded a scholarship prior to the start of his sophomore season and played 13 games, but did not register any statistics.

**PERSONAL:** Janovich attended Gretna (Neb.) High School, where he was named first-team All-Nebraska by the *Omaha World-Herald* as a linebacker and was part of the *Lincoln Journal Star's* second-team Super State squad as a senior... Led Gretna to the Nebraska Class B semifinals in his senior campaign, leading the team with 112 tackles and rushing for 799 yards with 18 touchdowns... Selected to play in the Nebraska Shrine Bowl... Enjoyed a perfect record during final two seasons in wrestling, winning the 2012 Class B 220-pound championship with a 46-0 record and 2011 the 189-pound title with a 53-0 record... Majored in management at the University of Nebraska... Named to the Nebraska Scholar-Athlete Honor Roll in the spring of 2013... Andy Janovich was born on May 23, 1993, in Gretna, Neb.

## JANOVICH'S REGULAR SEASON RECORD

Year	Club	G	S	No.	RUSHING				No.	RECEIVING				TD	TDr	SCORING			
					Yds.	Avg.	LG	TD		Yds.	Avg.	LG	TD			TDp	TDrt	2pt	Pts.
2016	Denver	11	5	4	33	8.3	28t	1	5	44	8.8	13	0	1	1	0	0	0	6
2017	Denver	16	4	6	12	2.0	3	1	4	35	8.8	16	0	1	1	0	0	0	6
2018	Denver	14	7	2	5	2.5	3	0	5	71	14.2	32	0	0	0	0	0	0	0
<b>CAREER TOTALS</b>		<b>41</b>	<b>16</b>	<b>12</b>	<b>50</b>	<b>4.2</b>	<b>28t</b>	<b>2</b>	<b>14</b>	<b>150</b>	<b>10.7</b>	<b>32</b>	<b>0</b>	<b>2</b>	<b>2</b>	<b>0</b>	<b>0</b>	<b>0</b>	<b>12</b>

**ADDITIONAL STATISTICS:** Special-teams tackles — 2016 (2), 2017 (7), 2018 (7), TOTAL (16). Kickoff returns — 2017 (1 for 10 yards, 10.0 avg., 10 LG, 0 TD), 2018 (1 for 8 yards, 8.0 avg., 8 LG, 0 TD, TOTAL (2 for 18 yards, 9.0 avg., 10 LG, 0 TD).

## JANOVICH'S SINGLE-GAME HIGHS

(Postseason in parentheses)

**Rushes** — 1, 12 times, last at San Francisco, 12/9/18. **Rushing yards** — 28 vs. Carolina, 9/8/16. **Longest rush** — 28t vs. Carolina, 9/8/16. **Rushing touchdowns** — 1, twice, las vs. New York Jets, 12/10/17. **Receptions** — 2, twice, last at Washington, 12/24/17. **Receiving yards** — 32 vs. Kansas City, 10/1/18. **Longest reception** — 32 vs. Kansas City, 10/1/18.

## ANDY JANOVICH'S 2018 GAME-BY-GAME

(Victories asterisked)

2018 DENVER (4-8)			RUSHING					RECEIVING					SCORING	
Date	Opponent	P/S	No.	Yds.	Avg.	LG	TD	No.	Yds.	Avg.	LG	TD	2pt.	Pts.
Sep 9	vs. Seattle*	P	0	0	—	—	0	0	0	—	—	0	0	0
Sep 16	vs. Oakland*	P	0	0	—	—	0	1	11	11.0	11	0	0	0
Sep 23	at Baltimore	P	1	2	2.0	2	0	0	0	—	—	0	0	0
Oct 1	vs. Kansas City	S	0	0	—	—	0	1	32	32.0	32	0	0	0
Oct 7	at New York Jets	P	0	0	—	—	0	0	0	—	—	0	0	0
Oct 14	vs. L.A. Rams	S	0	0	—	—	0	0	0	—	—	0	0	0
Oct 18	at Arizona*	S	0	0	—	—	0	0	0	—	—	0	0	0
Oct 28	at Kansas City	S	0	0	—	—	0	0	0	—	—	0	0	0
Nov 4	vs. Houston	P	0	0	—	—	0	1	9	9.0	9	0	0	0
Nov 18	at L.A. Chargers*	P	0	0	—	—	0	1	12	12.0	12	0	0	0
Nov 25	vs. Pittsburgh*	S	0	0	—	—	0	0	0	—	—	0	0	0
Dec 2	at Cincinnati*	P	0	0	—	—	0	1	7	7.0	7	0	0	0
Dec 9	at San Francisco	S	1	3	3.0	3	0	0	0	—	—	0	0	0
Dec 15	vs. Cleveland	S	0	0	—	—	0	0	0	—	—	0	0	0
Season Totals			14/7	2	5	2.5	3	0	5	71	14.2	32	0	0



# JOSEY JEWELL

47

## INSIDE LINEBACKER

6-2 • 236 • R • IOWA

**BORN:** Dec. 25, 1994, in Decorah, Iowa

**HIGH SCHOOL:** Decorah (Iowa) School

**ACQUIRED:** Draft #4a (106th overall), 2018

**NFL YEAR:** 1st • **YEAR WITH BRONCOS:** 1st

**NFL GAMES PLAYED/STARTED:** 14/7



### JEWELL AT A GLANCE:

- A rookie linebacker from the University of Iowa who played 14 games (7 starts) with Denver in 2018, totaling 41 tackles (25 solo), three passes defended and six special-teams stops.
- Started 43-of-50 games played at Iowa (2013-17) and was selected by his teammates a three-time permanent captain.
- Finished his college career with 433 tackles (211 solo), 10 sacks (92 yds.), six interceptions (100 yds.) 26 passes defended, four forced fumbles and one fumble recovery.
- Tallied at least 120 tackles during his final three seasons at Iowa, ranking fourth in school history in career tackles (433).
- Named a consensus first-team All American and the Big Ten Conference's Nagurski-Woodson Defensive Player of the Year as a redshirt senior in 2017 after leading the conference in tackles (136) and adding 4.5 sacks (44 yds.), two interceptions (37 yds.) and 11 passes defended.
- Selected by the Broncos in the fourth round (109th overall) of the 2018 NFL Draft.

**CAREER TRANSACTIONS:** Signed by Denver as a draft choice 5/11/18.



**2018:** Selected by the Broncos in the fourth round (109th overall) of the 2018 NFL Draft, Jewell made his NFL debut on defense and special teams vs. Sea. (9/9)... Contributed two tackles (1 solo) vs. Oak. (9/16)... Earned his first NFL start at Bal. (9/23), finishing with six tackles (3 solo), one pass defended and two special-teams stops... Tallied two tackles (1 solo) vs. K.C. (10/1) and at NYJ (10/7)... Registered two solo tackles and one special-teams stop vs. LAR (10/14)... Saw action on defense and special teams at Ari. (10/18)... Posted three tackles (2 solo) and two special-teams stop at K.C. (10/28)... Notched three solo tackles vs. Hou. (11/4)... Contributed five tackles (3 solo) and one pass defended at LAC (11/18)... Tallied six tackles (4 solo) vs. Pit. (11/25)... Recorded one solo tackle before leaving with an ankle injury at Cin. (12/2)... Registered five tackles (3 solo) and one pass defended at S.F. (12/9)... Posted four tackles (1 solo) and one special-teams stop vs. Cle. (12/15).

**COLLEGE:** Jewell started 43-of-50 games played at Iowa (2013-17) and was selected by his teammates a three-time permanent captain... Was named a consensus first-team All-American and the Big Ten Conference's Nagurski-Woodson Defensive Player of the Year after leading the conference and ranking fourth nationally in tackles (136)... Selected as one of five finalists for the Butkus Award (nation's top linebacker) in 2016 and earned second-team All-Big Ten accolades that season... Was chosen second-team All-Big-Ten in 2015 as well after leading the team with 126 tackles (62 solo) in addition to posting 2.5 sacks (29 yds.), four interceptions (63 yds.), one forced fumble and one fumble recovery... Became the first sophomore under Head Coach Kirk Ferentz to be selected as a permanent team captain... Appeared in 11 games (4 starts) as a redshirt freshman and finished with 51 tackles (22 solo) and one sack (11 yds.).

**PERSONAL:** Jewell attended Decorah (Iowa) High School where he was named first-team all-state by *The Des Moines Register* and the *Iowa Newspaper Association* as a senior... Played running back and linebacker, recording 310 tackles (190 solo) and rushing 166 times for 1,314 yards (7.9 avg.) with 21 touchdowns... Led his school to a perfect 14-0 record and a state championship as a senior... Competed in basketball, baseball and track throughout prep career... Josey Jewell was born on Dec. 25, 1994, in Decorah, Iowa.

### JEWELL'S REGULAR SEASON RECORD

Year	Club	G	S	UT	A	TT	S-Yds.	I-Yds.	PD	FF	FR	TD-Int.	TD-FR	S	Pts.
2018	Denver	14	7	25	16	41	0-0	0-0	3	0	0	0-0	0-0	0	0
<b>CAREER TOTALS</b>		<b>14</b>	<b>7</b>	<b>25</b>	<b>16</b>	<b>41</b>	<b>0-0</b>	<b>0-0</b>	<b>3</b>	<b>0</b>	<b>0</b>	<b>0-0</b>	<b>0-0</b>	<b>0</b>	<b>0</b>

**ADDITIONAL STATISTICS:** Special-teams tackles — 2018 (6), TOTAL (6).

**JOSEY JEWELL'S 2018 BY-GAME**

*(Victories asterisked)*

2018 DENVER (6-8)			TACKLES								
Date	Opponent	P/S	UT	A	TT	S-Yds.	I-Yds.	PD	FF	FR	
Sep 9	vs. Seattle*	P	0	0	0	0-0	0-0	0	0	0	
Sep 16	vs. Oakland*	P	1	1	2	0-0	0-0	0	0	0	
Sep 23	at Baltimore	S	3	3	6	0-0	0-0	1	0	0	
Oct 1	vs. Kansas City	P	1	1	2	0-0	0-0	0	0	0	
Oct 7	at New York Jets	P	1	1	2	0-0	0-0	0	0	0	
Oct 14	vs. L.A. Rams	P	2	0	2	0-0	0-0	0	0	0	
Oct 18	at Arizona*	P	0	0	0	0-0	0-0	0	0	0	
Oct 28	at Kansas City	S	2	1	3	0-0	0-0	0	0	0	
Nov 4	vs. Houston	S	3	0	3	0-0	0-0	0	0	0	
Nov 18	at L.A. Chargers*	S	3	2	5	0-0	0-0	1	0	0	
Nov 25	vs. Pittsburgh*	S	4	2	6	0-0	0-0	0	0	0	
Dec 2	at Cincinnati*	S	1	0	1	0-0	0-0	0	0	0	
Dec 9	at San Francisco	S	3	2	5	0-0	0-0	1	0	0	
Dec 15	vs. Cleveland	P	1	3	4	0-0	0-0	0	0	0	
Season Totals			14/7	25	16	41	0-0	0-0	3	0	0



## JOSEPH JONES

43

### INSIDE LINEBACKER

6-0 • 231 • 2ND YR. • NORTHWESTERN

BORN: Feb. 21, 1994, in Plano, Ill.

HIGH SCHOOL: Plano (Ill.) High School

ACQUIRED: Signed off of Seattle's Practice Squad, 2017

NFL YEAR: 2nd • YEAR WITH BRONCOS: 2nd

NFL GAMES PLAYED/STARTED: 21/0



### JONES AT A GLANCE:

- A second-year inside linebacker who played 21 games with Denver from 2017-18 after competing on practice squads with the L.A. Chargers and Seattle as a rookie.
- Contributed four defensive tackles (all solo) and 15 special-teams tackles in his career.
- Saw action in 37 games (5 starts) at Northwestern University, totaling 70 tackles (44 solo), three sacks (18 yds.), two passes defended and one fumble recovery.
- Signed by Denver as a free agent from Seattle's practice squad on Nov. 7, 2017.
- Entered the NFL with Dallas as a college free agent on May 12, 2017.

**CAREER TRANSACTIONS:** Signed by Dallas as a college free agent 5/12/17; Waived by Dallas 9/2/17; Signed by L.A. Chargers (practice squad) 9/4/17; Waived by L.A. Chargers 9/6/17; Signed by Seattle (practice squad) 9/19/17; Signed by Denver 11/7/17.



**2018:** Jones posted two special-teams tackles vs. Sea. (9/9)... Saw action on special teams vs. Oak. (9/16)... Blocked a punt that led to a touchdown and added two special-teams tackles at Bal. (9/23)... Posted one special-teams tackles vs. K.C. (10/1)... Recorded two special-teams stops at NYJ (10/7)... Saw action on special teams vs. LAR (10/14)... Notched one special-teams tackle at Ari. (10/18)... Played at K.C. (10/28) and vs. Hou. (11/4)... Posted one special-teams tackle at LAC (11/18)... Contributed on special teams vs. Pit. (11/25)... Notched four solo tackles at Cin. (12/2)... Played on defense and special teams at S.F. (12/9)... Tallied two special-teams stops vs. Cle. (12/15).

**2017:** Jones, who entered the NFL as a college free agent with Dallas on May 12, played seven games with Denver and posted four special-teams tackles... Competed in training camp with the Cowboys and spent time competing on practice squads with the L.A. Chargers and Seattle... Signed to Denver's active roster on Nov. 7... Made his NFL debut on special teams vs. Cin. (11/19).

**COLLEGE:** Jones saw action in 37 games (5 starts) at Northwestern University, totaling 70 tackles (44 solo), three sacks (18 yds.), two passes defended and one fumble recovery... Appeared in all 13 games (5 starts) as a redshirt senior, finishing with 46 tackles (26 solo), two sacks (13 yds.), two passes defended and one fumble recovery... Played 13 games as a junior, posting 18 tackles (14 solo) and one sack (5 yds.)... Tallied six tackles between his redshirt freshman and sophomore seasons.

**PERSONAL:** Jones was an all-conference running back for Plano (Ill.) High School, rushing for 710 yards and eight touchdowns while hauling in 11 passes for 328 yards and five touchdowns in eight games... Also lettered in track and basketball... Won a state championship in the 110-meter hurdles... Double majored in communication studies and economics... Joseph Jones was born on Feb. 21, 1994, in Plano, Ill.

### JONES' REGULAR SEASON RECORD

Year	Club	G	S	UT	A	TT	S-Yds.	I-Yds.	PD	FF	FR	TD-Int.	TD-FR	S	Pts.
2017	Denver	7	0	0	0	0	0-0	0-0	0	0	0	0	0	0	0
2018	Denver	14	0	4	0	4	0-0	0-0	0	0	0	0	0	0	0
<b>CAREER TOTALS</b>		<b>21</b>	<b>0</b>	<b>4</b>	<b>0</b>	<b>4</b>	<b>0-0</b>	<b>0-0</b>	<b>0</b>	<b>0</b>	<b>0</b>	<b>0</b>	<b>0</b>	<b>0</b>	<b>0</b>

**ADDITIONAL STATISTICS:** Special-teams tackles — 2017 (4), 2018 (11), TOTAL (15). Blocked one punt at Bal. (9/23).



**JOSEPH JONES' 2018 GAME-BY-GAME**

*(Victories asterisked)*

2018 DENVER (6-8)		TACKLES								
Date	Opponent	P/S	UT	A	TT	S-Yds.	I-Yds.	PD	FF	FR
Sep 9	vs. Seattle*	P	0	0	0	0-0	0-0	0	0	0
Sep 16	vs. Oakland*	P	0	0	0	0-0	0-0	0	0	0
Sep 23	at Baltimore	P	0	0	0	0-0	0-0	0	0	0
Oct 1	vs. Kansas City	P	0	0	0	0-0	0-0	0	0	0
Oct 7	at New York Jets	P	0	0	0	0-0	0-0	0	0	0
Oct 14	vs. L.A. Rams	P	0	0	0	0-0	0-0	0	0	0
Oct 18	at Arizona*	P	0	0	0	0-0	0-0	0	0	0
Oct 28	at Kansas City	P	0	0	0	0-0	0-0	0	0	0
Nov 4	vs. Houston	P	0	0	0	0-0	0-0	0	0	0
Nov 18	at L.A. Chargers*	P	0	0	0	0-0	0-0	0	0	0
Nov 25	vs. Pittsburgh*	P	0	0	0	0-0	0-0	0	0	0
Dec 2	at Cincinnati*	P	4	0	4	0-0	0-0	0	0	0
Dec 9	at San Francisco	P	0	0	0	0-0	0-0	0	0	0
Dec 15	vs. Cleveland	P	0	0	0	0-0	0-0	0	0	0
<b>Season Totals</b>			<b>14/0</b>	<b>4</b>	<b>0</b>	<b>4</b>	<b>0-0</b>	<b>0-0</b>	<b>0</b>	<b>0</b>



## SAM JONES

70

GUARD / CENTER

6-5 • 290 • ARIZONA STATE

BORN: Feb. 21, 1996, in Highlands Ranch, Colo.

HIGH SCHOOL: ThunderRidge High School, Highlands Ranch, Colo.

ACQUIRED: Draft #6a (183rd overall), 2018

NFL YEAR: 1st • YEAR WITH BRONCOS: 1st

NFL GAMES PLAYED/STARTED: 2/0



### JONES AT A GLANCE:

- A rookie offensive lineman from Arizona State University who made Denver's active roster out of training camp.
- Started 25-of-32 games played at ASU, seeing action primarily at left guard.
- Named an honorable mention All-Pacific-12 Conference selection after starting all 13 games played at left guard during his redshirt junior season in 2017.
- Attended ThunderRidge High School in Highlands Ranch, Colo., where he was named an All-Colorado selection by *The Denver Post* in 2012 and '13.
- Became the 10th Colorado High School player drafted by the Broncos and the organization's first such selection since defensive end Kenny Walker in 1991.
- Selected by the Broncos in the sixth round (183rd overall) of the 2018 NFL Draft.

**CAREER TRANSACTIONS:** Signed by Denver as a draft choice 5/11/18.



**2018:** Selected by the Broncos in the sixth round (183rd overall) of the 2018 NFL Draft, Jones was inactive in Games 1-6... Was active, but did not play at Ari. (10/18) and at K.C. (10/28)... Was inactive vs. Hou. (11/4)... Made his NFL debut on special teams at LAC (11/18)... Was inactive vs. Pit. (11/25), at Cin. (12/2) and at S.F. (12/9)... Played vs. Cle. (12/15).

**COLLEGE:** Jones started 25-of-32 games played at ASU, seeing action primarily at left guard... Was named an honorable mention All-Pacific-12 Conference pick after starting all 13 games played at left guard during his redshirt junior season... Helped the Sun Devils' offense average 430.8 yards and 31.9 points per game... Opened all seven games played as a redshirt sophomore before missing the rest of the season with a foot injury... Saw action in 12 games as a redshirt freshman, starting three games at left guard in addition to opening one game apiece at left tackle and right tackle... Redshirted as a true freshman.

**PERSONAL:** Jones attended ThunderRidge High School in Highlands Ranch, Colo., where he was named an All-Colorado selection by *The Denver Post* in 2012 and '13... Rated a four-star prospect by multiple scouting services... Sam Jones was born on Feb. 21, 1996, in Highlands Ranch, Colo.

### JONES' REGULAR SEASON RECORD

Year	Club	G	S
2018	Denver	2	0
<b>CAREER TOTALS</b>		<b>2</b>	<b>0</b>

**CASE KEENUM****4****QUARTERBACK****6-1 • 215 • 6TH YR. • HOUSTON****BORN:** Feb. 17, 1988, in Brownwood, Texas**HIGH SCHOOL:** Wylie High School, Abilene, Texas**ACQUIRED:** Unrestricted Free Agent (Minnesota), 2018**NFL YEAR:** 6th • **YEAR WITH BRONCOS:** 1st**NFL GAMES PLAYED/STARTED:** 55/52 • **POSTSEASON GP/GS:** 2/2**KEENUM AT A GLANCE:**

- A sixth-year quarterback who started 52-of-55 games played and two postseason contests during his first six NFL seasons with Denver (2018), Minnesota (2017), St. Louis/L.A. Rams (2014, '15-16) and Houston (2013-14).
- Completed 1,090-of-1,759 passes (62.0%) for 12,167 yards with 61 touchdowns and 39 interceptions during his career (84.9 rtg).
- Led Minnesota to a 12-4 overall record as a starter, an NFC North Division title and an NFC Championship Game appearance in 2017, completing 325-of-481 passes (67.6%) for 3,547 yards with 22 touchdowns and seven interceptions (98.3 rtg).
- Helped the Vikings to their first NFC Championship Game appearance in eight years, throwing for 589 yards during Minnesota's two postseason contests.
- Opened 14-of-16 games played with the St. Louis/LA. Rams from 2015-16, going 7-7 as a starter and completing 272-of-447 passes (60.9%) for 3,029 yards with 13 touchdowns and 12 interceptions (79.5 rtg).
- Started 10 games for Houston from 2013-14 in addition to spending his rookie season in 2012 on the club's practice squad.
- Concluded his college career at the University of Houston (2006-11) as the NCAA's all-time leading passer with 19,217 yards and 155 touchdowns—records that he still holds today.
- Named the Conference USA MVP and Offensive Player of the Year following the 2009 and '11 seasons after missing his initial senior season in 2010 with a knee injury.
- Holds the record for the most 5,000-yard passing seasons in NCAA history (3), completing the feat during the 2008-09 and '11 seasons.
- Entered the NFL as a college free agent with Houston on May 14, 2012.
- Joined Denver as an unrestricted free agent (Minnesota) on March 14, 2018.

**CAREER TRANSACTIONS:** Signed by Houston as college free agent 5/14/12; Waived by Houston 8/31/12; Signed by Houston (practice squad) 9/1/12; Signed by Houston 1/14/13; Waived by Houston 8/31/14; Claimed off waivers by St. Louis 9/1/14; Waived by St. Louis 10/28/14; Signed by St. Louis (practice squad) 10/29/14; Signed by Houston 12/15/14; Traded to St. Louis 3/1/15; Signed by Minnesota 3/31/17; Signed by Denver 3/14/18.



**2018:** Keenum recorded his sixth career 300-yard passing game (incl. postseason) vs. Sea. (9/9), finishing 25-of-39 passing (64.1 pct) for 329 yards with three touchdowns and three interceptions (84.2 rtg)... Registered tied for the sixth most passing yards (329) in a season opener in Broncos history... Led his second consecutive fourth-quarterback comeback vs. Oak. (9/16), finishing 19-of-35 passing (54.2%) for 222 yards with one rushing touchdown and one interception... Completed 22-of-34 passes (64.5%) for 192 yards with one interception at Bal. (9/23)... Finished 21-of-33 passing (63.6%) for 245 yards with one interception (73.4 rtg) vs. K.C. (10/1)... Established career single-game highs in completions (35), passing yards (377) and passing first downs (19) while throwing a pair of touchdown and one interception (95.0 rtg) at NYJ (10/7)... Completed 25-of-41 passes (60.1%) for 322 yards with two touchdowns and one interception (91.7 rtg) vs. LAR (10/14)... Finished 14-of-21 passing (66.7%) for 161 yards with one touchdown and one interception (85.6 rtg) in a road victory at Ari. (10/18)... Completed 23-of-34 passes (67.6%) for 262 yards with two touchdowns and one interception (97.9 rtg)... Finished 26-of-42 passing (61.9%) for 290 yards with one touchdown vs. Hou. (11/4)... Led his 10th career game-winning drive at LAC (11/18), finishing 19-of-32 passing for 205 yards (59.4% / 78.3 rtg)... Finished 15-of-28 passing for 197 yards (53.6%) with two touchdowns (99.9 rtg) in addition to captaining his second consecutive game-winning drive vs. Pit. (11/25)... Completed 12-of-21 passes (57.1%) for 151 yards with one touchdown (95.5 rtg) in addition to rushing twice for nine yards (4.5 avg.) at Cin. (12/2)... Completed 24-of-42 passes for 186 yards (57.1%) with one touchdown (76.1 rtg) at S.F. (12/9)... Rushed for a one-yard touchdown and finished 31-of-48 passing (64.6%) for 257 yards with two interceptions vs. Cle. (12/15).

**2017:** Keenum piloted Minnesota to an NFC North Division title and an appearance in the NFC Championship Game after leading the team to a 12-4 overall record as a starter.. Completed 325-of-481 passes (67.6%) for 3,547 yards with 22 touchdowns and seven interceptions 98.3 (rtg.)... Finished the first two postseason contests of his career combining to complete 53-of-88 passes (60.2%) for 589 yards with two touchdowns and three interceptions... Ranked second in the NFL with a 67.6-percent completion percentage and tied for the third fewest interceptions (7) among quarterbacks who attempted more than 400 passes... Played an NFL-high six games without being sacked and finished the year being brought down just 22 times... Threw for a career-high 369 yards with three touchdowns on 25-of-33 passing (75.8%) in his second start with the Vikings vs. T.B. (9/24)... Led the Vikings to a 29-24 victory over New Orleans in the NFL Divisional Playoff Game (1/14) on a game-ending 61-yard touchdown to Stefon Diggs... Finished the NFC Divisional Playoff Game completing 25-of-40 passes (62.5%) for 318 yards with one touchdown and one interception (85.2 rtg.)... Completed 28-of-48 passes (58.3%) for 271 yards with one touchdown and two interceptions in the NFC Championship Game at Phi. (1/21).

**2016:** Keenum opened the first nine games of the season with the L.A. Rams, completing 196-of-322 passes (60.9%) for 2,201 yards with nine touchdowns and 11 interceptions (76.4 rtg.)... Went 4-5 as a starter before serving as the backup in Games 11-14... Threw for more than 300 yards (27-32-321-3 TDs) for the second time in his career at Det. (10/16).

**2015:** Keenum, who was acquired in an offseason trade by St. Louis, appeared in six games for the Rams and went 3-2 as a starter... Completed 76-of-125 passes (60.8%) for 828 yards with four touchdowns and one interception (87.7 rtg.)... Served as the backup for the first nine games of the season before making his first start of the season at Bal. (11/22)... Led the Rams to three consecutive wins from Weeks 14-16.

**2014:** Keenum started the final two games of the season with Houston in addition to spending time on St. Louis' active roster and practice squad... Completed 45-of-77 passes (58.4%) for 435 yards with two touchdowns and two interceptions (72.2 rtg) in two games played with the Texans... Competed with Houston in training camp before being claimed off waivers by St. Louis... Was inactive for seven games with the Rams before being signed to the club's practice squad... Joined the Texans for the final two games of the season, earning the first two wins of his career vs. Bal. (12/21) and vs. Jac. (12/28).

**2013:** Keenum started all eight games played after taking over as the starting quarterback in Week 7, completing 137-of-253 passes (54.2%) for 1,760 yards with nine touchdowns and six interceptions (78.2 rtg.)... Earned his first NFL start at K.C. (10/20)... Passed for more than 300 yards for the first time in his career vs. Ind. (11/3), completing 20-of-34 passes (58.8%) for 350 yards with three touchdowns (123.4 rtg.)... Started six more contests before being inactive for the last two games of the season.

**2012:** Keenum, who entered the NFL as a college free agent with Houston on May 14, spent his entire rookie season on the Texans' practice squad.

**COLLEGE:** Keenum concluded his college career at the University of Houston (2006-11) as the NCAA's all-time leader in pass completions (1,546), passing yards (19,217) and passing touchdowns (155)... Started 51-of-57 games during his five seasons with the Cougars, finishing with a career quarterback rating of 160.6 rtg... Ranks first in NCAA history with 39 games with 300 or more passing yards and second with 19 games with 400 or more passing yards... Threw five or more touchdowns on 12 different occasions in addition to eclipsing the 500-yard mark six different times... Named the Conference USA MVP and Offensive Player of the Year following the 2009 and '11 seasons after missing his initial redshirt senior season in 2010 with a knee injury... Holds the record for most 5,000-yard passing seasons in NCAA history (3), completing the feat during the 2008-09 and '11 seasons... Earned the 2009 and 2011 Sammy Baugh Trophy, awarded annually to the nation's top college passer... Broke the NCAA Division I career passing touchdowns record during the 2011 season when he threw for a personal-best nine touchdowns against Rice (10/27).

**PERSONAL:** Keenum prepped at Wylie High School in Abilene, Texas, where he passed for 6,783 yards and 48 touchdowns in addition to rushing for more than 2,000 yards with 41 touchdowns... Finished with a 31-11 record at Wylie and led his school to the Class 3A Division State Championship as a junior in 2004... Received his bachelor's degree in kinesiology with a minor in business administration from Houston in December 2010... Case Keenum was born on Feb. 17, 1988, in Brownwood, Texas.

## KEENUM'S REGULAR SEASON RECORD

		PASSING													
Year	Club	G	S	Att.	Comp.	Pct.	Yds.	Yds./Att.	TD	%	Int.	%	LG	Sack/Yds.	Rtg.
2013	Houston	8	8	253	137	54.2	1,760	7.0	9	3.6	6	2.4	66	19/201	78.2
2014	Hou./St.L.	2	2	77	45	58.4	435	5.6	2	2.6	2	2.6	35	3/15	72.2
2015	St. Louis	6	5	125	76	60.8	828	6.6	4	3.2	1	0.8	60t	4/28	87.7
2016	L.A. Rams	10	9	322	196	60.9	2,201	6.8	9	2.8	11	3.4	65t	23/140	76.4
2017	Minnesota	15	14	481	325	67.6	3,547	7.4	22	4.6	7	1.5	65t	22/136	98.3
2018	Denver	14	14	501	311	62.1	3,396	6.8	15	3.0	12	2.4	64t	32/229	82.1
CAREER TOTALS		55	52	1,759	1,090	62.0	12,167	6.9	61	3.5	39	2.2	66	103/749	84.9

		RUSHING					SCORING							
Year	Club	Att.	Yds.	Avg.	LG	TD	TD	TDr	TDp	TDrt	2pt	Pts.		
2013	Houston	14	72	5.1	22	1	10	1	9	0	0	60		
2014	Hou./Stl.	10	35	3.5	13	0	2	0	2	0	0	12		
2015	St. Louis	12	5	0.4	4	0	4	0	4	0	0	24		
2016	L.A. Rams	20	51	2.6	13	1	10	1	9	0	0	60		
2017	Minnesota	40	160	4.0	22	1	23	1	22	0	0	138		
2018	Denver	20	66	3.3	16	2	17	2	15	0	0	102		
<b>CAREER TOTALS</b>		<b>116</b>	<b>389</b>	<b>3.4</b>	<b>22</b>	<b>4</b>	<b>66</b>	<b>5</b>	<b>61</b>	<b>0</b>	<b>0</b>	<b>396</b>		

**ADDITIONAL STATISTICS:** Fumble recoveries — 2016 (3), 2018 (4), TOTAL (7).

## KEENUM'S POSTSEASON RECORD

		PASSING													
Year	Club	G	S	Att.	Comp.	Pct.	Yds.	Yds./Att.	TD	%	Int.	%	LG	Sack/Yds.	Rtg.
2017	Minnesota	2	2	88	53	60.2	589	6.7	2	2.3	3	3.4	61t	3/18	73.5
CAREER TOTALS		2	2	88	53	60.2	589	6.7	2	2.3	3	3.4	61t	3/18	73.5

		RUSHING					SCORING							
Year	Club	Att.	Yds.	Avg.	LG	TD	TD	TDr	TDp	TDrt	2pt	Pts.		
2017	Minnesota	2	12	6.0	8	0	2	0	2	0	0	12		
<b>CAREER TOTALS</b>		<b>2</b>	<b>12</b>	<b>6.0</b>	<b>8</b>	<b>0</b>	<b>2</b>	<b>0</b>	<b>2</b>	<b>0</b>	<b>0</b>	<b>12</b>		

## KEENUM'S SINGLE-GAME HIGHS

(Postseason in parentheses)

**Pass attempts** — 53 vs. New York Giants (48 at Philadelphia, 1/21/18). **Pass completions** — 35 at New York Jets, 10/7/18 (28 at Philadelphia, 1/21/18). **Passing yards** — 377 at New York Jets, 10/7/18 (318 vs. New Orleans, 1/14/18). **Longest pass completion** — 66 vs. New England, 12/1/13 (61t vs. New Orleans, 1/14/18). **Touchdown passes** — 4 at Washington, 11/12/17 (1, twice, last at Philadelphia, 1/21/18). **Total Touchdowns** — 4, twice, last at Washington, 11/12/17 (1, twice, last at Philadelphia, 1/21/18). **Passer rating (min. 10 attempts)** — 158.0 vs. Tampa Bay, 12/17/15 (85.2 vs. New Orleans, 1/14/18). **Rushing attempts** — 7 at Detroit, 11/23/17 (1, twice, last at Philadelphia, 1/21/18). **Rushing yards** — 40 at Carolina, 12/10/17 (8 at Philadelphia, 1/21/18). **Longest rush** — 22, twice, last at Chicago, 10/9/17 (8 at Philadelphia, 1/21/18).

## KEENUM'S 300-YARD PASSING GAMES (8)

*\*denotes win (Keenum's teams are 4-4, including the postseason, when he records more than 300 passing yards in a game.)*

Date	Opponent	Yds.
11/3/13	vs. Indianapolis	304
10/16/16	at Detroit	321
9/24/17	vs. Tampa Bay*	369
11/12/17	at Washington*	304
1/14/18	vs. New Orleans*	318
9/9/18	vs. Seattle*	329
10/7/18	at New York Jets	377
10/14/18	vs. Los Angeles Rams	322

## KEENUM'S CAREER GAME-WINNING DRIVES IN 4TH QTR. OR OVERTIME (11)

*\*denotes postseason*

Team/Date	Opponent	Down/Tied	Won	Game-Winning Play	Time Left	Drive/T.O.P.	Keenum Drive Stats
Houston							
12/28/14	vs. Jacksonville	14-17	23-17	8-yard pass to Andre Johnson	13:34	12-80/6:11	8-9-74, 1 TD pass
St. Louis/Los Angeles							
10/2/16	at Arizona	10-13	17-13	4-yard pass to Brian Quick	2:36	5-19/2:33	2-3-12, 1 TD pass
11/13/16	at N.Y. Jets	6-6	9-6	Greg Zuerlein 34-yard FG	6:52	10-36/4:00	1-4-6 passing
Minnesota							
10/9/17	at Chicago	17-17	20-17	Kai Forbath 26-yard FG	0:12	6-20/2:08	1-1-10 passing
11/19/17	vs. L.A. Rams	7-7	24-7	2-yard Latavius Murray run	14:15	11-71/6:01	5-6-36 passing
12/3/17	at Atlanta	7-9	14-9	6t pass to Kyle Rudolph	14:56	15-58/5:24	6-6-56, 1 TD pass
1/14/18*	vs. New Orleans	23-24	29-24	61t pass to Stefon Diggs	0:00	4-75/0:25	2-4-80, 1 TD pass
Denver							
9/9/18	vs. Seattle	20-24	27-24	4t pass to Demaryius Thomas	11:11	7-75/3:35	5-5-61, 1 TD pass
9/16/18	vs. Oakland	19-17	20-17	McManus 36-yard FG	0:06	10-62/1:52	4-8-65
11/18/18	at L.A. Chargers	22-20	23-20	McManus 34-yard FG	0:00	7-76/1:51	5-5-76
11/25/18	vs. Pittsburgh	17-17	24-17	Lindsay 2-yard run	9:17	11-84/5:43	4-6-42

## CASE KEENUM'S 2018 GAME-BY-GAME

(Victories asterisked)

2018 DENVER (6-8)		PASSING										RUSHING				
Opponent	P/S	Att.	Comp.	Yds.	Pct.	TD	INT	LG	S/Yds.	Rtg.	Att.	Yds.	Avg.	LG	TD	
vs. Sea. (9/9)*	S	39	25	329	64.1	3	3	43t	1/5	84.2	0	0	—	—	0	
vs. Oak. (9/16)*	S	35	19	222	54.3	0	1	26	1/5	61.8	3	16	5.3	8	1	
at Bal. (9/23)	S	34	22	192	64.7	0	1	22	3/19	67.3	0	0	—	—	0	
vs. K.C. (10/1)	S	33	21	245	63.6	0	1	42	4/19	73.4	0	0	—	—	0	
at NYJ (10/7)	S	51	35	377	68.6	2	1	42t	4/33	95.0	0	0	—	—	0	
vs. LAR (10/14)	S	41	25	322	60.1	2	1	45	2/25	91.7	1	6	6.0	6	0	
at Ari. (10/18)*	S	21	14	161	85.6	1	1	28	2/11	85.6	4	4	1.0	7	0	
at K.C. (10/28)	S	34	23	262	67.6	2	1	49	5/40	97.9	1	9	9.0	9	0	
vs. Hou. (11/4)	S	42	26	290	61.9	1	0	44	2/17	90.4	0	0	—	—	0	
at LAC (11/18)*	S	32	19	205	59.4	0	0	39	0/0	78.3	0	0	—	—	0	
vs. Pit. (11/25)*	S	28	15	197	53.6	2	0	38	2/13	99.9	3	-3	-1.0	-1	0	
at Cin. (12/2)*	S	21	12	151	57.1	1	0	30t	2/8	95.5	2	9	4.5	10	0	
at S.F. (12/9)	S	42	24	186	57.1	1	0	21	2/15	76.1	4	24	6.0	16	0	
vs. Cle (12/15)	S	48	31	257	64.6	0	2	24	2/19	60.9	2	1	0.5	1t	1	
Season Totals	14/14	501	311	3,396	62.1	15	12	64t	32/229	82.1	20	66	3.3	16	2	





## ZACH KERR

92

### DEFENSIVE END

6-2 • 334 • 5TH YR. • DELAWARE

**BORN:** Aug. 29, 1990, in Virginia Beach, Va.

**HIGH SCHOOL:** Quince Orchard High School, Gaithersburg, Md.

**ACQUIRED:** Unrestricted Free Agent (Indianapolis), 2017

**NFL YEAR:** 5th • **YEAR WITH BRONCOS:** 2nd

**NFL GAMES PLAYED/STARTED:** 61/9



### KERR AT A GLANCE:

- A fifth-year defensive lineman who appeared in 61 games (9 starts) during his first five NFL seasons with Indianapolis (2014-16) and Denver (2017-18), recording 114 tackles (64 solo), 7.5 sacks (32 yds.), four passes defended, one forced fumble and one fumble recovery.
- Played 11 games (1 start) during his first season with Denver, tallying 19 tackles (10 solo), 0.5 sacks (3.5 yds.) and one pass defended.
- Appeared in 12 games (4 starts) with the Colts in 2016, totaling 19 tackles (11 solo), 2.5 sacks (15.5 yds.) and one fumble recovery.
- Earned All-Colonial Athletic Association honors as a junior and senior at the University of Delaware (2012-13) after beginning his collegiate career at the University of Maryland (2009-11).
- Joined the Broncos as an unrestricted free agent (Indianapolis) on March 9, 2017.
- Entered the NFL as a college free agent with Indianapolis on May 11, 2014.

**CAREER TRANSACTIONS:** Signed by Indianapolis as a college free agent 5/11/14; Signed by Denver 3/9/17.



**2018:** Kerr played vs. Sea. (9/9)... Contributed three tackles (1 solo) vs. Oak. (9/16)... Posted two tackles (1 solo) at Bal. (9/23)... Had one solo tackle and 0.5 a sack vs. K.C. (10/1)... Notched three tackles (1 solo) at NYJ (10/7) and vs. LAR (10/14)... Sacked Josh Rosen for seven yards at Ari. (10/18)... Tallied one solo tackle at K.C. (10/28)... Registered four tackles (2 solo) vs. Hou. (11/4)... Tallied three solo tackles at LAC (11/18)... Contributed five tackles (1 solo) vs. Pit. (11/25)... Played at Cin. (12/2)... Notched two tackles (1 solo) at S.F. (12/9)... Recorded two solo tackles and one pass defended vs. Cle. (12/15).

**2017:** Kerr played 11 games (1 start) during his first season with Denver, tallying 19 tackles (10 solo), 0.5 sacks (3.5 yds.) and one pass defended... Assisted on one tackle in his Broncos' debut at Buf. (9/24)... Made three tackles (1 solo) vs. N.E. (11/12)... Registered five solo tackles at Oak. (11/26)... Posted three tackles (1 solo) and 0.5 sacks (3.5 yds.) at Mia. (12/3).

**2016:** Kerr played 12 games (4 starts) with Indianapolis, recording 19 tackles (11 solo), 2.5 sacks (15.5 yds.) and one fumble recovery... Totaled a career-high five solo tackles and one sack at Den. (9/18).

**2015:** Kerr participated in 12 games (4 starts) with the Colts, notching 29 tackles (16 solo) and one pass defended... Opened the final four games of the season, recording 15 tackles (9 solo) in those contests.

**2014:** Kerr, who entered the NFL as a college free agent with Indianapolis on May 11, saw action in 12 games as a rookie... Contributed 16 tackles (11 solo), three sacks (6 yds.), one pass defended and one forced fumble... Produced his first career sack vs. Ten. (9/8)... Posted one sack (4 yds.) and one pass defended vs. Cin. (10/19).

**COLLEGE:** Kerr played two seasons at the University of Delaware (2012-13) after beginning his collegiate career at the University of Maryland (2009-11)... Started all 22 games played with the Blue Hens after appearing in 25 contests at Maryland... Finished his senior season at Delaware with 57 tackles (28 solo), 3.5 sacks, four passes defended and two forced fumbles en route to first-team All-Colonial Athletic Association honors... Earned second-team All-CAA honors as a junior after starting all 11 games and leading a defensive front that ranked second in the conference in rushing defense (134.2 ypg)... Finished his junior season with 27 tackles (15 solo), one sack, one interception and two fumble recoveries... Recorded 23 tackles (8 solo) in his two seasons at Maryland before sitting out the 2011 season due to NCAA transfer rules.

**PERSONAL:** Kerr attended Quince Orchard High School in Gaithersburg, Md., and spent one season at Fork Union (Va.) Military Academy before college... Earned all-Met, all-county and all-state honors in both 2006 and 2007... Zach Kerr was born on Aug. 29, 1990, in Virginia Beach, Va.

## KERR'S REGULAR SEASON RECORD

Year	Club	G	S	UT	A	TT	S-Yds.	I-Yds.	PD	FF	FR	TD-Int.	TD-FR	S	Pts.
2014	Indianapolis	12	0	11	5	16	3-6	0-0	1	1	0	0	0	0	0
2015	Indianapolis	12	4	16	13	29	0-0	0-0	1	0	0	0	0	0	0
2016	Indianapolis	12	4	11	8	19	2.5-15.5	0-0	0	0	1	0	0	0	0
2017	Denver	11	1	10	9	19	0.5-3.5	0-0	1	0	0	0	0	0	0
2018	Denver	14	0	16	15	31	1.5-7	0-0	1	0	0	0	0	0	0
<b>CAREER TOTALS</b>		<b>61</b>	<b>9</b>	<b>64</b>	<b>50</b>	<b>114</b>	<b>7.5-31</b>	<b>0-0</b>	<b>4</b>	<b>1</b>	<b>1</b>	<b>0</b>	<b>0</b>	<b>0</b>	<b>0</b>

## ZACH KERR'S 2018 GAME-BY-GAME

(Victories asterisked)

2018 DENVER (6-8)		TACKLES													
Date	Opponent	P/S	UT	A	TT	S-Yds.	I-Yds.	PD	FF	FR					
Sep 9	vs. Seattle*	P	0	0	0	0-0	0-0	0	0	0					
Sep 16	vs. Oakland*	P	1	2	3	0-0	0-0	0	0	0					
Sep 23	at Baltimore	P	1	1	2	0-0	0-0	0	0	0					
Oct 1	vs. Kansas City	P	1	1	2	0.5-0	0-0	0	0	0					
Oct 7	at New York Jets	P	1	2	3	0-0	0-0	0	0	0					
Oct 14	vs. L.A. Rams	P	1	2	3	0-0	0-0	0	0	0					
Oct 18	at Arizona*	P	1	0	1	1-7	0-0	0	0	0					
Oct 28	at Kansas City	P	1	0	1	0-0	0-0	0	0	0					
Nov 4	vs. Houston	P	2	2	4	0-0	0-0	0	0	0					
Nov 18	at L.A. Chargers*	P	3	0	3	0-0	0-0	0	0	0					
Nov 25	vs. Pittsburgh*	P	1	4	5	0-0	0-0	0	0	0					
Dec 2	at Cincinnati*	P	0	0	0	0-0	0-0	0	0	0					
Dec 9	at San Francisco	P	1	1	2	0-0	0-0	0	0	0					
Dec 15	vs. Cleveland	P	2	0	2	0-0	0-0	1	0	0					
<b>Season Totals</b>			<b>14/0</b>	<b>16</b>	<b>15</b>	<b>31</b>	<b>1.5-7</b>	<b>0-0</b>	<b>1</b>	<b>0</b>	<b>0</b>				



## CASEY KREITER

42

### LONG SNAPPER

6-1 • 250 • 3RD YR. • IOWA

BORN: Aug. 13, 1990, in DeWitt, Iowa

HIGH SCHOOL: Central High School, DeWitt, Iowa

ACQUIRED: Free Agent, 2016

NFL YEAR: 3rd • YEAR WITH BRONCOS: 3rd

NFL GAMES PLAYED/STARTED: 40/0



### KREITER AT A GLANCE:

- A third-year long snapper who appeared in 40 games with Denver from 2016-18 after spending training camp with Dallas in 2014 and '15.
- Snapped in 40 games for the University of Iowa, earning honorable mention All-Big Ten Conference honors as a senior.
- Joined the Broncos as a free agent on March 17, 2016.
- Entered the NFL with Dallas as a college free agent on May 12, 2014.

**CAREER TRANSACTIONS:** Signed Dallas as a college free agent 5/12/14; Waived by Dallas 8/26/14; Signed by Dallas 3/17/15; Waived by Dallas 8/31/15; Signed by Denver 4/7/16.



**2018:** Kreiter snapped in Games 1-14.

**2017:** Kreiter snapped in all 16 games and made a pair of special-teams tackles... Made one special-teams stop apiece vs. Dal. (9/17) and at Mia. (12/3).

**2016:** Kreiter appeared in 10 games with the Broncos before suffering a season-ending calf injury... Made his NFL debut vs. Car. (9/8)... Snapped and made one special-teams tackle at S.D. (10/13)... Placed on injured reserve on Dec 16.

**2015:** Kreiter competed with Dallas in training camp and was waived during final roster cutdowns on Aug. 31.

**2014:** Kreiter spent training camp with Dallas before being waived on Aug. 26.


**COLLEGE:** Kreiter snapped in 40 games for the University of Iowa, earning honorable mention All-Big Ten Conference honors as a senior... Recorded nine special-teams tackles during his career on punt coverage... Named Academic All-Big Ten in his last three seasons in college.

**PERSONAL:** Kreiter (pronounced CRY-ter) attended Central High School in DeWitt, Iowa, where he earned first team all-state honors as a senior and second team accolades as a junior... Competed in wrestling, baseball and track and field... Spent his time out of football teaching in Iowa... Chosen as a Broncos Community Ambassador Award winner in 2017... Casey Kreiter was born on Aug. 13, 1990, in DeWitt, Iowa.

### KREITER'S REGULAR SEASON RECORD

Year	Club	G	S
2016	Denver	10	0
2017	Denver	16	0
2018	Denver	14	0
<b>CAREER TOTALS</b>		<b>40</b>	<b>0</b>

**ADDITIONAL STATISTICS:** Special-teams tackles — 2016 (1), 2017 (2), TOTAL (3).



# MATT LACOSSE

83

TIGHT END

6-6 • 255 • 4TH YR. • ILLINOIS

BORN: Sept. 21, 1992, in Naperville, Ill.

HIGH SCHOOL: North High School, Naperville, Ill.

ACQUIRED: Signed off of N.Y. Giants practice squad, 2017

NFL YEAR: 4th • YEAR WITH BRONCOS: 2nd

NFL GAMES PLAYED/STARTED: 21/5



## LACOSSE AT A GLANCE:

- A fourth-year tight end who played 21 games (5 starts) with the N.Y. Giants (2015-17) and Denver (2017-18) during his first four NFL seasons.
- Appeared in 47 games at the University of Illinois, totaling 38 receptions for 397 yards (10.4 avg.) with six touchdowns.
- Signed by Denver from the N.Y. Giants' practice squad on Dec. 12, 2017.
- Entered the NFL as a college free agent with the N.Y. Giants on May 7, 2015.

**CAREER TRANSACTIONS:** Signed by N.Y. Giants as a college free agent 5/7/15; Waived by N.Y. Giants 8/4/15; Signed by N.Y. Jets 8/25/15; Waived by N.Y. Jets 8/30/15; Signed by N.Y. Giants (practice squad) 11/4/15; Signed by N.Y. Giants (active roster) 12/25/15; Waived by N.Y. Giants 11/11/17; Signed by N.Y. Giants (practice squad) 11/14/17; Signed by Denver (active roster) 12/12/17.



**2018:** LaCrosse saw action on offense and special teams vs. Sea. (9/9), vs. Oak. (9/16) and at Bal. (9/23)... Caught one pass for 17 yards vs. K.C. (10/1)... Made two catches for 19 yards (9.5 avg.) at NYJ (10/7)... Caught one pass for seven yards vs. LAR (10/14)... Made one catch for 12 yards at Ari. (10/18)... Caught four passes for 29 yards (7.3 avg.) at K.C. (10/28)... Caught one pass for a career-long 44 yards vs. Hou. (11/4)... Caught one pass for nine yards and returned one kickoff for 10 yards at LAC (11/18)... Recorded three catches for 34 yards (11.3 avg.) with his first career touchdown vs. Pit. (11/25)... Opened the game at tight end at Cin. (12/2)... Caught one pass for three yards at S.F. (12/9)... Made four catches for 43 yards (10.8 avg.) vs. Cle. (12/15).

**2017:** LaCrosse played five games (2 with Denver; 3 with N.Y. Giants) in addition to competing on the Giants' practice squad... Signed by Denver from the Giants' practice squad on Dec. 12... Made his Broncos debut at Was. (12/24) and also played vs. K.C. (12/31).

**2016:** LaCrosse spent the entire season with the Giants on injured reserve after suffering a knee injury during the preseason.

**2015:** LaCrosse, who entered the NFL as a college free agent with the N.Y. Giants on May 7, appeared in two games while also competing on the team's practice squad... Spent one week with the N.Y. Jets in training camp before being waived on Aug. 30... Signed to the Giants' active roster on Dec. 25... Posted three catches for 22 yards in his NFL debut at Min. (12/27).

**COLLEGE:** LaCrosse played 47 games at the University of Illinois, totaling 38 receptions for 397 yards (10.4 avg.) with six touchdowns... Saw action in 13 games as a senior and had 14 receptions for 117 yards (8.4 avg.) with three touchdowns... Opened 9-of-12 games as a junior, finishing with 20 catches for 237 yards (11.9 avg.) with three touchdowns.

**PERSONAL:** LaCrosse attended North High School in Naperville, Ill., where he was named to *The Champaign News-Gazette* All-State team... Matt LaCrosse was born on Sept. 21, 1992, in Naperville, Ill.

## LACOSSE'S REGULAR SEASON RECORD

Year	Club	RECEIVING				SCORING						
		G	S	No.	Yds.	Avg.	LG	TD	TD	TD	TD	2pt
2015	N.Y. Giants	2	0	3	22	7.3	10	0	0	0	0	0
2016	N.Y. Giants											
2017	Den./NYG	5	1	0	0	—	—	0	0	0	0	0
2018	Denver	14	4	19	217	11.4	44	1	6	1	0	6
<b>CAREER TOTALS</b>		<b>21</b>	<b>5</b>	<b>22</b>	<b>239</b>	<b>10.9</b>	<b>44</b>	<b>1</b>	<b>6</b>	<b>1</b>	<b>0</b>	<b>6</b>

**ADDITIONAL STATISTICS:** Kickoff returns — 2018 (1 for 10 yards, 10.0 avg., 10 LG, 0 TD), TOTAL (1 for 10 yards, 10.0 avg., 10 LG, 0 TD).

**MATT LACOSSE'S 2018 GAME-BY-GAME**

*(Victories asterisked)*

2018 DENVER (6-8)			RECEIVING					SCORING	
Date	Opponent	P/S	No.	Yds.	Avg.	LG	TD	2pt.	Pts.
Sep 9	vs. Seattle*	P	0	0	—	—	0	0	0
Sep 16	vs. Oakland*	P	0	0	—	—	0	0	0
Sep 23	at Baltimore	P	0	0	—	—	0	0	0
Oct 1	vs. Kansas City	P	1	17	17.0	17	0	0	0
Oct 7	at New York Jets	P	2	19	9.5	11	0	0	0
Oct 14	vs. L.A. Rams	P	1	7	7.0	7	0	0	0
Oct 18	at Arizona*	P	1	12	12.0	12	0	0	0
Oct 28	at Kansas City	P	4	29	7.3	8	0	0	0
Nov 4	vs. Houston	P	1	44	44.0	44	0	0	0
Nov 18	at L.A. Chargers*	S	1	10	10.0	10	0	0	0
Nov 25	vs. Pittsburgh*	P	3	34	11.3	17	1	0	6
Dec 2	at Cincinnati*	S	0	0	—	—	0	0	0
Dec 9	at San Francisco	S	1	3	3.0	3	0	0	0
Dec 15	vs. Cleveland	S	4	43	10.8	14	0	0	0
<b>Season Totals</b>		<b>14/4</b>	<b>19</b>	<b>217</b>	<b>11.4</b>	<b>44</b>	<b>1</b>	<b>0</b>	<b>6</b>



## BRENDAN LANGLEY

27

### CORNERBACK

6-0 • 199 • 2ND Yr. • LAMAR

BORN: Oct. 16, 1994, in Marietta, Ga.

HIGH SCHOOL: Carlton J. Kell High School, Marietta, Ga.

ACQUIRED: Draft #3b (101st overall), 2017

NFL YEAR: 2nd • YEAR WITH BRONCOS: 2nd

NFL GAMES PLAYED/STARTED: 15/0



### LANGLEY AT A GLANCE:

- A second-year cornerback who saw action in 15 games during his first two seasons with Denver in addition to spending time on the club's practice squad.
- Appeared in 22 games (14 starts) in two seasons at Lamar University (2015-16) after beginning his collegiate career at the University of Georgia (2013-14).
- Registered 76 tackles (52 solo), seven interceptions (135 yds.), 27 passes defended, one forced fumble and one fumble recovery in 31 games played (18 starts) during his collegiate career.
- Named a first-team All-Southland Conference selection as a defensive back and return specialist following the 2016 season.
- Selected by the Broncos in the third round (101st overall) of the 2017 NFL Draft.

**CAREER TRANSACTIONS:** Signed by Denver as a draft choice 5/12/17; Waived by Denver 9/1/18; Signed by Denver (practice squad) 9/2/18; Signed by Denver (active roster) 11/21/18.



**2018:** Langley spent the first 10 games on Denver's practice squad before being promoted to Denver's active roster on Nov. 21.... Made his season debut and notched two special-teams tackles vs. Pit. (11/25)... Played at Cin. (12/2)... Returned three kickoffs for 44 yards (14.7 avg.) at S.F. (12/9)... Left the game with a concussion vs. Cle. (12/15).

**2017:** Selected by the Broncos in the third round of the 2017 NFL Draft (101st overall), Langley appeared in 11 games as a rookie.... Made his NFL debut on special teams vs. LAC (9/11)... Returned two kickoffs for 75 yards (37.5 avg.) and one punt for six yards vs. NYG (10/15)... Returned three kickoffs for 96 yards (31.0 avg.) with a long of 61 yards at LAC (10/22)... Played extensively on defense for the first time in his career at Oak. (11/26), totaling one tackle and one special-teams stop.

**COLLEGE:** Langley appeared in 22 games (14 starts) in two seasons at Lamar University from 2015-16 after beginning his collegiate career at the University of Georgia (2013-14)... Started all 11 games played in 2016 recording 43 tackles (28 solo), six interceptions (49 yds.), 13 passes defended and one forced fumble... Named a first-team All-Southland Conference selection as a defensive back and return specialist... Led the Southland Conference and tied for fifth nationally with his six interceptions... Returned 21 punts for 245 yards (11.7 avg.) with two touchdowns... Played 11 games (3 starts) at wide receiver and cornerback in his first season at Lamar.

**PERSONAL:** Langley was named the *Marietta Daily Journal* Cobb Defensive Player of the Year following his senior season at Kell High School in Marietta, Ga.... Recorded 60 tackles, four interceptions and one fumble recovery while contributing on offense, defense and special teams... Brendan Langley was born on Oct. 16, 1994, in Marietta, Ga.

### LANGLEY'S REGULAR SEASON RECORD

Year	Club	G	S	UT	A	TT	S-Yds.	I-Yds.	PD	FF	FR	TD-Int.	TD-FR	S	Pts.
2017	Denver	11	0	2	0	2	0-0	0-0	0	0	0	0	0	0	0
2018	Denver	3	0	0	0	0	0-0	0-0	0	0	0	0	0	0	0
<b>CAREER TOTALS</b>		<b>13</b>	<b>0</b>	<b>2</b>	<b>0</b>	<b>2</b>	<b>0-0</b>	<b>0-0</b>	<b>0</b>	<b>0</b>	<b>0</b>	<b>0</b>	<b>0</b>	<b>0</b>	<b>0</b>

**ADDITIONAL STATISTICS:** Punt returns — 2017 (1 for 6 yards, 6.0 avg., 6 LG), TOTAL (1 for 6 yards, 6.0 avg., 6 LG). Kickoff returns — 2017 (6 for 183 yards, 30.5 avg., 61 LG), 2018 (3 for 44 yards, 14.7 avg., 18 LG, 0 TD), TOTAL (9 for 227 yards, 25.2 avg., 61 LG, 0 TD). Special-teams tackles — 2017 (1), 2018 (2), TOTAL (3).



BRENDAN LANGLEY'S 2018 GAME-BY-GAME

(Victories asterisked)

2018 DENVER (6-8)		TACKLES								
Date	Opponent	P/S	UT	A	TT	S-Yds.	I-Yds.	PD	FF	FR
GAMES 1-10		PRACTICE SQUAD								
Nov 25	vs. Pittsburgh*	P	0	0	0	0-0	0-0	0	0	0
Dec 2	at Cincinnati*	P	0	0	0	0-0	0-0	0	0	0
Dec 9	at San Francisco	P	0	0	0	0-0	0-0	0	0	0
Dec 15	vs. Cleveland	P	0	0	0	0-0	0-0	0	0	0
Season Totals			4/0	0	0	0-0	0-0	0	0	0



## PHILLIP LINDSAY

30

### RUNNING BACK

5-8 • 190 • R • COLORADO

BORN: July 24, 1994, in Denver

HIGH SCHOOL: South High School, Denver

ACQUIRED: College Free Agent, 2018

NFL YEAR: 1st • YEAR WITH BRONCOS: 1st

NFL GAMES PLAYED/STARTED: 14/7



### LINDSAY AT A GLANCE:

- A rookie running back from the University of Colorado who made the Broncos out of training camp in 2018 as a college free agent.
- Saw action in all 14 games (7 starts) as a rookie, rushing 182 times for 991 yards (5.4 avg.) with nine touchdowns in addition to catching 33 passes for 230 yards (7.0 avg.) with one score.
- Ranks first in franchise history among undrafted rookies with 991 rushing yards and seventh among all Broncos rookies with 1,221 yards from scrimmage (991 rush / 230 rec.).
- Named AFC Offensive Player of the Week, FedEx Ground Player of the Week and Pepsi Rookie of the Week after rushing for 157 yards with two touchdowns in Week 13 against Cincinnati.
- Became the first undrafted player in NFL history to top 100 yards from scrimmage in each of his first two NFL games.
- Started 30-of-51 games played at CU, finishing his career as the program's all-time leader in all-purpose yards (5,926) and yards from scrimmage (4,849).
- Ended his career as the Buffs' second all-time leading rusher (3,775 yards) and was the first Buffaloe to record back-to-back 1,000-yard seasons
- Entered the NFL with Denver as a college free agent on May 1, 2018.

**CAREER TRANSACTIONS:** Signed by Denver as a college free agent on 5/1/18.



**2018:** Lindsay, who entered the NFL with Denver as a college free agent on May 1, scored on a 29-yard reception vs. Sea. (9/9) to become the first undrafted rookie in team history to record a receiving touchdown in a season opener... Finished his first NFL game with 102 yards from scrimmage (71 rushing; 31 receiving), becoming the third undrafted player in the common draft era (since 1967) to total at least 100 yards and a touchdown from scrimmage in a debut... Registered his first career 100-yard rushing game (14-107-0 TD) vs. Oak. (9/16), becoming the first undrafted player in NFL history to eclipse 100 yards from scrimmage in each of his first two NFL games... Rushed four times for 20 yards (5.0 avg.) before being ejected at Bal. (9/23)... Carried 12 times for 69 yards (5.8 avg.) with one touchdown in addition to catching two passes for 10 yards (5.0 avg.) vs. K.C. (10/1)... Rushed 12 times for 61 yards (5.1 avg.) and caught three passes for 20 yards (6.7 avg.) at NYJ (10/7)... Carried four times for 18 yards (4.5 avg.) in addition to catching six passes for 48 yards (8.0 avg.) vs. LAR (10/14)... Rushed 14 times for 90 yards (6.4 avg.) with one touchdown in addition to catching one pass for six yards at Ari. (10/18)... Became just the third Broncos' undrafted rookie running back to start a game, finishing with 18 carries for 95 yards (5.3 avg.) with one touchdown at K.C. (10/28)... Rushed 17 times for 60 yards (3.5 avg.) in addition to catching two passes for 24 yards (12.0 avg.) vs. Hou. (11/4)... Amassed 106 yards from scrimmage (79 rush / 27 receiving) and rushed for two touchdowns at LAC (11/18)... Totaled a career-high 110 yards with one touchdown on 14 carries (7.9 avg.), pushing him ahead of Selvin Young for the most rushing yards in team history for an undrafted rookie (780 yds.)... Posted 159 yards (157 rushing, 2 receiving) and two rushing touchdowns at Cin. (12/2) to become the eighth Broncos rookie to surpass 1,000 scrimmage yards... Selected AFC Offensive Player of the Week for his Week 13 performance against the Bengals, becoming just the seventh Broncos rookie to be named conference player of the week and the 10th undrafted rookie in NFL history to take home the offensive or defensive award... Named FedEx Ground Player of the Week and Pepsi Rookie of the Week in Week 13... Recorded consecutive games (Gms. 11-12) with more than 100 rushing yards, becoming the first Broncos rookie since Clinton Portis (3 games, 12/1/02-12/15/02) to record the feat... Rushed for more than seven yards per carry in three consecutive games (Min. 10 att. / Gms. 10-12), which represented the first time in 11 seasons (Fred Taylor) a player achieved that feat... Rushed 14 times for 30 yards (2.1 avg) with one touchdown and caught four passes for 21 yards (5.3 avg.) at S.F. (12/9)... Caught for passes for 20 yards (5.0 avg.) and rushed 14 times for 24 yards (1.7 avg) vs. Cle. (12/15).

**COLLEGE:** Lindsay started 30-of-51 games played at the University of Colorado, finishing his career as CU's all-time leader in all-purposes yards (5,926) and yards from scrimmage (4,849)... Carried 765 times for 3,775 yards (4.9 avg.) with 36 touchdowns in addition to catching 117 passes for 1,084 yards (9.3 avg.) with three scores...

Finished his career as the Buffs' second all-time leading rusher (3,775 yards) and was the first Buffalo to record back-to-back 1,000-yard seasons... Named second-team All-Pacific-12 Conference and one of the 11 semifinalist for the Doak Walker Award following his senior season... Rushed 301 times for 1,474 yards (4.9 avg.) with 14 touchdowns and caught 23 passes for 257 yards (11.2 avg.) with one score in 2017... Earned second-team All-Pac-12 honors following his junior season after leading the conference with 16 rushing scores... Finished the season in 2016 with 244 carries for 1,252 yards (5.1 avg.) with 16 touchdowns in addition to catching 53 passes for 493 yards (9.3 avg.) with one touchdown.

**PERSONAL:** Lindsay attended South High School, where he was selected first-team all-state by *The Denver Post* as a junior... Finished his prep career as South's all-time leader in rushing yards (545 att., 4,587 yds., 8.4 avg.)... Tore his ACL during his senior season... Became the first Denver Broncos Futures Football (middle school program) member to sign an NFL contract... Phillip Lindsay was born on July 24, 1994, in Denver.

### LINDSAY'S REGULAR SEASON RECORD

Year	Club	RUSHING						RECEIVING						SCORING			
		G	S	No.	Yds.	Avg.	LG	TD	No.	Yds.	Avg.	LG	TD	TD	TDp	TDrt	2pt Pts.
2018	Denver	14	7	182	991	5.4	65t	9	33	220	7.0	29t	1	10	9	1	0
<b>Career Totals</b>		<b>14</b>	<b>7</b>	<b>182</b>	<b>991</b>	<b>5.4</b>	<b>65t</b>	<b>9</b>	<b>33</b>	<b>220</b>	<b>7.0</b>	<b>29t</b>	<b>1</b>	<b>10</b>	<b>9</b>	<b>1</b>	<b>0</b>

**ADDITIONAL STATISTICS:** *Special-teams tackles — 2018 (1), TOTAL (1). Miscellaneous tackles — 2018 (1), TOTAL (1). Kickoff returns — 2018 (1 for 18, 18.0 avg., 18 LG, 0 TD), TOTAL (1 for 18, 18.0 avg., 18 LG, 0 TD). Punt returns — 2018 (3 for 23 yds., 7.7 avg., 15 LG, 0 TD), TOTAL (3 for 23 yds., 7.7 avg., 15 LG, 0 TD). Kickoff returns — 2018 (7 for 163 yds., 23.3 avg., 32 LG, 0 TD), TOTAL (7 for 163 yds., 23.3 avg., 32 LG, 0 TD).*

### LINDSAY'S SINGLE-GAME HIGHS

(Postseason in parentheses)

**Rushes** — 19 at Cincinnati, 12/2/18 (none). **Rushing yards** — 157 at Cincinnati, 12/2/18 (none). **Longest rush** — 65t at Cincinnati, 12/2/18 (none). **Rushing touchdowns** — 2, twice, last at Cincinnati, 12/2/18 (none). **Receptions** — 6 vs. Los Angeles Rams, 10/14/18 (none). **Receiving yards** — 48 vs. Los Angeles Rams, 10/14/18 (none). **Longest reception** — 29t vs. Seattle, 9/9/18 (none). **Receiving touchdowns** — 1 vs. Seattle, 9/9/18 (none). **Total touchdowns** — 2, twice, last at Cincinnati, 12/2/18 (none).

### LINDSAY'S HISTORIC ROOKIE SEASON

MOST RUSHING YARDS BY AN UNDRAFTED ROOKIE, SINCE 1970 NFL MERGER

	Player	Year	Att.	Yds.	Avg.	TD
1.	Dominic Rhodes, Ind.	2001	233	1,104	4.7	9
2.	LeGarrette Blount, T.B.	2010	201	1,007	5.0	6
3.	<b>Phillip Lindsay, Den.</b>	<b>2018</b>	<b>182</b>	<b>991</b>	<b>5.4</b>	<b>9</b>
4.	Thomas Rawls, Sea.	2015	147	830	5.7	4
5.	Fred Lane, Car.	1997	182	809	4.4	7

MOST RUSHING YARDS BY A ROOKIE, BRONCOS HISTORY

	Player	Year	GP	Yds.
1.	Clinton Portis	2002	16	1,508
2.	Mike Anderson	2000	16	1,500
3.	Olandis Gary	1999	12	1,159
4.	Bobby Humphrey	1989	16	1,151
5.	Terrell Davis	1995	14	1,117
6.	<b>Phillip Lindsay</b>	<b>2018</b>	<b>14</b>	<b>991</b>

### LINDSAY'S 100-YARD RUSHING GAMES (3)

*\*denotes win (Lindsay's teams are 3-0 when he records 100 or more yards rushing in a game.)*

Date	Opponent	No.	Yds.	Avg.	LG	TD
9/16/18	vs. Oakland*	14	107	7.6	53	0
11/25/18	vs. Pittsburgh*	14	110	7.9	32	1
12/2/18	at Cincinnati*	19	157	8.3	65t	2

**PHILLIP LINDSAY'S 2018 GAME-BY-GAME**

*(Victories asterisked)*

2018 DENVER (4-8)		RUSHING						RECEIVING				SCORING		
Date	Opponent	P/S	No.	Yds.	Avg.	LG	TD	No.	Yds.	Avg.	LG	TD	2pt.	Pts.
Sep 9	vs. Seattle*	P	15	71	4.7	14	0	2	31	15.5	29t	1	0	6
Sep 16	vs. Oakland*	P	14	107	7.6	53	0	1	4	4.0	4	0	0	0
Sep 23	at Baltimore	P	4	20	5.0	8	0	0	0	—	—	0	0	0
Oct 1	vs. Kansas City	P	12	69	5.8	19	1	2	10	5.0	5	0	0	6
Oct 7	at New York Jets	P	12	61	5.1	29	0	3	20	6.7	10	0	0	0
Oct 14	vs. L.A. Rams	P	4	18	4.5	8	0	6	48	8.0	13	0	0	0
Oct 18	at Arizona*	P	14	90	6.4	28t	1	1	6	6.0	6	0	0	6
Oct 28	at Kansas City	S	18	95	5.3	14	1	3	17	5.7	13	0	0	6
Nov 4	vs. Houston	S	17	60	3.5	22	0	2	24	12.0	12	0	0	0
Nov 18	at L.A. Chargers*	S	11	79	7.2	41t	2	4	27	6.8	11	0	0	12
Nov 25	vs. Pittsburgh*	S	14	110	7.9	32	1	0	0	—	—	0	0	6
Dec 2	at Cincinnati*	S	19	157	8.3	65t	2	1	2	2.0	2	0	0	12
Dec 9	at San Francisco	S	14	30	2.1	5	1	4	21	5.3	9	0	0	6
Dec 15	vs. Cleveland	S	14	24	1.7	11	0	4	20	5.0	16	0	0	0
<b>Season Totals</b>		<b>14/7</b>	<b>182</b>	<b>991</b>	<b>5.4</b>	<b>65t</b>	<b>9</b>	<b>33</b>	<b>230</b>	<b>7.0</b>	<b>29t</b>	<b>1</b>	<b>0</b>	<b>60</b>



# BRANDON MARSHALL

54

## INSIDE LINEBACKER

6-1 • 250 • 7TH YR. • NEVADA

BORN: Sept. 10, 1989, in Las Vegas

HIGH SCHOOL: Cimarron-Memorial High School, Las Vegas

ACQUIRED: Free Agent, 2013

NFL YEAR: 7th • YEAR WITH BRONCOS: 6th

NFL GAMES PLAYED/STARTED: 72/63 • POSTSEASON GP/GS: 7/4



### MARSHALL AT A GLANCE:

- A seventh-year linebacker who played 72 career regular-season games (63 starts) and seven playoff contests (4 starts) during his first seven NFL seasons with Jacksonville (2012) and Denver (2013-18).
- Led the Broncos in 2017 with 106 tackles (75 solo) in addition to three sacks (10 yds.), four passes defended, one forced fumble and one fumble recovery.
- Opened all 11 games played for Denver in 2016, registering 52 tackles (39 solo) and three passes defended.
- Finished second on the Broncos with 101 tackles (76 solo) in 2015 in addition to tallying 1.5 sacks (10.5 yds.), one interception, four passes defended and two forced fumbles.
- Voted by his teammates as the co-recipient of the 2015 Ed Block Courage Award after coming back from a foot injury to post his second consecutive 100-plus tackle season.
- Selected by the local media as the recipient of the Darrent Williams Good Guy Award in 2015, given annually to the Bronco who best exemplifies Williams' enthusiasm, cooperation and honesty while dealing with members of the press.
- Named a 2015 Broncos Community Ambassador award winner.
- Led the Broncos with 110 tackles (88 solo) in 2014 with that total ranking second in the NFL among first-year defensive starters.
- Spent the majority of the 2013 season on the Broncos' practice squad before being elevated to the active roster and appearing in four games (1 reg. season, 3 postseason).
- Saw action in five games for the Jaguars as a rookie in 2012 and contributed three special-teams tackles for the club.
- Totaled 259 career tackles, including 40 stops for a loss, as a four-year starter at the University of Nevada.
- Joined the Broncos as a practice-squad signee on Sept. 2, 2013.
- Selected by Jacksonville in the fifth round (142nd overall) of the 2012 NFL Draft.

**CAREER TRANSACTIONS:** Signed by Jacksonville as a draft choice 6/5/12; Waived by Jacksonville 10/27/12; Signed by Jacksonville 10/30/12; Waived by Jacksonville 11/1/12; Signed by Jacksonville (practice squad) 11/5/12; Signed by Jacksonville (active roster) 12/18/12; Waived by Jacksonville 8/30/13; Signed by Denver (practice squad) 9/2/13; Signed by Denver (active roster) 12/24/13.



**2018:** Marshall registered six tackles (3 solo) vs. Sea. (9/9)... Notched four tackles (2 solo) vs. Oak. (9/16)... Talled two tackles (1 solo) at Bal. (9/23)... Posted six tackles (3 solo) and one pass defended vs. K.C. (10/1)... Notched four tackles (1 solo) at NYJ (10/7)... Registered six tackles (4 solo) vs. LAR (10/14)... Produced four tackles (2 solo) at Ari. (10/18)... Made one solo tackle before leaving with a knee injury at K.C. (10/28)... Was inactive with a knee injury vs. Hou. (11/4), at LAC (11/18), vs. Pit. (11/25), at Cin. (12/2) and at S.F. (12/9)... Notched four tackles (1 solo) vs. Cle. (12/15).

**2017:** Marshall paced the team with 106 tackles (75 solo) in addition to totaling three sacks (10 yds.), four passes defended, one forced fumble and one fumble recovery... Posted a team-best 10 tackles (8 solo) and one sack (2 yds.) at Buf. (9/24)... Returned a fumble 19 yards for his first career touchdown, sacked Carson Wentz and recorded six tackles (5 solo) at Phi. (11/5)... Led the team with 10 tackles (7 solo) vs. N.E. (11/12)... Strip-sacked Josh McCown (4 yds.) and led the team with seven tackles (6 solo) vs. NYJ (12/10)... Led the team with nine tackles (6 solo) and had one pass defended at Was. (12/24).

**2016:** Marshall started all 11 games played, finishing with 49 tackles (37 solo) and three passes defended... Recorded six solo tackles vs. Car. (9/8)... Totaled four solo stops and one pass defended vs. Ind. (9/18)... Led the team with nine tackles (4 solo) at Cin. (9/25)... Finished with six tackles (4 solo) and one pass defended vs. K.C. (11/27)... Was inactive the final four games of the season with an injury.

**2015:** Marshall started all 16 regular-season games and all three postseason contests, totaling 100-plus tackles (101) for the second consecutive season and adding 1.5 sacks (10.5 yds.), one interception, four passes defended and two forced fumbles... Teamed with ILB Danny Trevathan to become the first pair of Broncos since 2009 with 100-plus tackles each in a single season... Registered 14 tackles (9 solo), two passes defended and one forced fumble in three postseason games... Made five tackles (4 solo) and forced a fumble that led to CB Bradley Roby's 21-yard game-winning fumble return with 0:27 remaining at K.C. (9/17)... Led the team with 12 tackles (11 solo) at Det. (9/27)... Picked off Steelers QB Ben Roethlisberger in the fourth quarter at Pit. (12/20)... Notched four tackles (3 solo) and one pass defended in Denver's AFC Divisional Playoff Game vs. Pit. (1/17)... Posted five tackles (4 solo), one pass defended and one forced fumble in Denver's AFC Championship Game vs. N.E. (1/24)... Tallied five tackles (2 solo) in Denver's Super Bowl 50 victory vs. Car. (2/7).

**2014:** Marshall played in 14 regular-season games (13 starts), totaling a team-high 110 tackles (88 solo), two sacks (17 yds.), one interception (0 yds.), nine passes defended, one forced fumble and two special-teams stops... Racked up the second-most defensive stops by an NFL player in his first year as a starter in 2014... Totaled a career-best 15 tackles (13 solo) at Stl. (11/16)... Led the team with nine solo tackles vs. Buf. (12/7) and swatted down a career-high three passes defended to become just the sixth player in the NFL in 2014 to post at least nine tackles and three passes defended in a single game... Notched his first career sack vs. K.C. (9/14)... Recorded his first career interception vs. Buf. (12/7)... Missed the final two games of the regular season with a foot injury before returning to start in Denver's AFC Divisional Playoff Game vs. Ind (1/11).

**2013:** Marshall spent the first 16 weeks of the 2013 season on Denver's practice squad after being waived by Jacksonville... Signed to the Broncos' active roster Dec. 24... Appeared in Denver's regular-season finale as well as all three playoff contests... Made his first career defensive tackle to go along with a special-teams stop at Oak. (12/29)... Contributed one special-teams tackle in Super Bowl XLVIII vs. Sea. (2/2).

**2012:** Selected by Jacksonville in the fifth round (142nd overall) of the 2012 NFL Draft, Marshall saw action in four of the team's first six games as a rookie before splitting time on the Jaguars' practice squad and active roster during the second half of the season... Posted three special-teams tackles.

**COLLEGE:** Marshall recorded 259 tackles (145 solo), 40 tackles for a loss, six sacks, three interceptions, seven fumble recoveries and three forced fumbles as a four-year starter at the University of Nevada... Made 102 tackles with 10 tackles for a loss as a senior to earn second-team All-Western Athletic Conference honors from Phil Steele Publications.

**PERSONAL:** Marshall played linebacker, running back and tight end at Cimarron-Memorial High School in Las Vegas, earning first-team All-Sunset Conference and second-team all-state as a senior... Finished his prep career with 68 tackles, 13 sacks, 57 quarterback pressures, four fumble recoveries and 10 offensive touchdowns... Received the 2017 Courage Award from the Harvard Graduate School of Education's Alumni of Color... Partnered with the Rose Androm Center in December 2014 to host a clothing drive benefiting survivors of domestic violence... Participated in the teams' Hometown Huddle event in 2014, the Broncos' annual Play 60 event for the 16 branches of Boys & Girls Clubs of Metro Denver... Brandon Markiehl Marshall was born on Sept 10, 1989, in Las Vegas.

### MARSHALL'S REGULAR SEASON RECORD

Year	Club	G	S	UT	A	TT	S-Yds.	I-Yds.	PD	FF	FR	TD-Int.	TD-FR	S	Pts.
2012	Jacksonville	5	0	0	0	0	0-0	0-0	0	0	0	0	0	0	0
2013	Denver	1	0	1	0	1	0-0	0-0	0	0	0	0	0	0	0
2014	Denver	14	13	88	22	110	2-17	1-0	9	1	0	0	0	0	0
2015	Denver	16	16	76	25	101	1.5-10.5	1-0	4	2	0	0	0	0	0
2016	Denver	11	11	39	13	52	0-0	0-0	3	0	0	0	0	0	0
2017	Denver	16	16	75	31	106	3-10	0-0	4	1	1	0	1	0	6
2018	Denver	9	7	18	19	37	0-0	0-0	1	0	0	0	0	0	0
<b>CAREER TOTALS</b>		<b>72</b>	<b>63</b>	<b>297</b>	<b>110</b>	<b>407</b>	<b>6.5-37.5</b>	<b>2-0</b>	<b>21</b>	<b>4</b>	<b>1</b>	<b>0</b>	<b>1</b>	<b>0</b>	<b>6</b>
<b>BRONCOS TOTALS</b>		<b>67</b>	<b>63</b>	<b>297</b>	<b>110</b>	<b>407</b>	<b>6.5-37.5</b>	<b>2-0</b>	<b>21</b>	<b>4</b>	<b>1</b>	<b>0</b>	<b>1</b>	<b>0</b>	<b>6</b>

**ADDITIONAL STATISTICS:** Special-teams tackles — 2012 (3), 2013 (1), 2014 (2), 2015 (1), TOTAL (7).

### MARSHALL'S POSTSEASON RECORD

Year	Club	G	S	UT	A	TT	S-Yds.	I-Yds.	PD	FF	FR	TD-Int.	TD-FR	S	Pts.
2013	Denver	3	0	0	0	0	0-0	0-0	0	0	0	0	0	0	0
2014	Denver	1	1	4	2	6	0-0	0-0	0	0	0	0	0	0	0
2015	Denver	3	3	9	5	14	0-0	0-0	2	1	0	0	0	0	0
<b>CAREER TOTALS</b>		<b>7</b>	<b>4</b>	<b>13</b>	<b>7</b>	<b>20</b>	<b>0-0</b>	<b>0-0</b>	<b>2</b>	<b>1</b>	<b>0</b>	<b>0</b>	<b>0</b>	<b>0</b>	<b>0</b>

**ADDITIONAL STATISTICS:** Special-teams tackles — 2013 (1), TOTAL (1).

### MARSHALL'S SINGLE-GAME HIGHS

(Postseason in parentheses)

**Tackles** — 15, at St. Louis, 11/16/14 (6 vs. Indianapolis, 1/11/15). **Sacks** — 1, 6x, last vs. New York Jets, 12/10/17 (none). **Sack yards** — 12 at Kansas City, 11/30/14 (none). **Interceptions** — 1, twice, last at Pittsburgh, 12/20/15 (none). **Passes defended** — 3 vs. Buffalo, 12/7/14 (1, twice, last vs. New England, 1/24/16). **Forced fumbles** — 1, four times, last vs. New York Jets, 12/10/17 (1 vs. New England, 1/24/16). **Special-teams tackles** — 1, seven times, last vs. Oakland, 12/13/15 (1 vs. Seattle, 2/2/14).



**BRANDON MARSHALL'S 2018 BY GAME**

*(Victories asterisked)*

2018 DENVER (6-8)			TACKLES							
Date	Opponent	P/S	UT	A	TT	S-Yds.	I-Yds.	PD	FF	FR
Sep 9	vs. Seattle*	S	3	3	6	0-0	0-0	0	0	0
Sep 16	vs. Oakland*	S	2	2	4	0-0	0-0	0	0	0
Sep 23	at Baltimore	P	1	1	2	0-0	0-0	0	0	0
Oct 1	vs. Kansas City	S	3	3	6	0-0	0-0	0	0	0
Oct 7	at New York Jets	S	1	3	4	0-0	0-0	0	0	0
Oct 14	vs. L.A. Rams	S	4	2	6	0-0	0-0	0	0	0
Oct 18	at Arizona*	S	2	2	4	0-0	0-0	0	0	0
Oct 28	at Kansas City	P	1	0	1	0-0	0-0	0	0	0
GAMES 9-13						INACTIVE				
Dec 15	vs. Cleveland	S	1	3	4	0-0	0-0	0	0	0
Season Totals		9/7	18	19	37	0-0	0-0	0	0	0



# TREY MARSHALL

36

**SAFETY**



**6-0 • 207 • R • FLORIDA STATE**

**BORN:** Feb. 13, 1996, in Lake City, Fla.

**HIGH SCHOOL:** Columbia High School, Lake City, Fla.

**ACQUIRED:** College Free Agent, 2018

**NFL YEAR:** 1st • **YEAR WITH BRONCOS:** 1st

**NFL GAMES PLAYED/STARTED:** 1/0

## MARSHALL AT A GLANCE:

- A rookie safety from Florida State University who played one game with Denver during his initial NFL season in addition to competing on the club's practice squad.
- Appeared in 38 games (24 starts) at FSU, registering 135 tackles (81 solo), one sack (12 yds.), and six passes defended.
- Entered the NFL with Denver as a college free agent on May 1, 2018.

**CAREER TRANSACTIONS:** Signed by Denver as a college free agent 5/1/18; Waived by Denver 9/1/18; Signed by Denver (practice squad) 9/2/18; Signed by Denver (active roster) 12/11/18.



**2018:** Marshall spent the first 14 weeks of the season competing on Denver's practice squad before being promoted to the active roster on Dec. 11... Made his NFL debut vs. Cle. (12/15).

**COLLEGE:** Marshall appeared in 38 games (24 starts) at Florida State University, registering 135 tackles (81 solo), one sack (12 yds.) and six passes defended... Played nine games (7 starts) as a senior, finishing with 44 tackles (21 solo) and one pass defended... Had a season-high 10 tackles (4 solo) vs. Louisville (10/21)... Opened 11-of-12 games played at safety and nickel as a junior, ending the season ranked third on the team with 58 stops (40 solo)... Led the team in tackles with eight against Wake Forest (10/15) and 11 against No. 3 Clemson (10/29)... Started six games as a sophomore before missing the rest of the season with a biceps injury... Chosen as the Atlantic Coast Conference's Defensive Back of the Week following his 11-tackle performance at Wake Forest (10/3)... Saw action in 11 games as a true freshman at safety and on special teams.

**PERSONAL:** Marshall prepped at Columbia High School in Lake City, Fla., where he was selected first-team all-state as a junior... Missed part of his senior season with injuries, but returned to help Columbia reach the 6A regional semifinals... Trey Marshall was born on Feb. 13, 1996, in Lake City, Fla.

## MARSHALL'S REGULAR SEASON RECORD

Year	Club	G	S	UT	A	TT	S-Yds.	I-Yds.	PD	FF	FR	TD-Int.	TD-FR	S	Pts.
2018	Denver	1	0	0	0	0	0-0	0-0	0	0	0	0	0	0	0
<b>CAREER TOTALS</b>		<b>1</b>	<b>0</b>	<b>0</b>	<b>0</b>	<b>0</b>	<b>0-0</b>	<b>0-0</b>	<b>0</b>	<b>0</b>	<b>0</b>	<b>0</b>	<b>0</b>	<b>0</b>	<b>0</b>

## TREY MARSHALL'S 2018 GAME-BY-GAME

(Victories asterisked)

2018 DENVER (6-8)		TACKLES								
Date	Opponent	P/S	UT	A	TT	S-Yds.	I-Yds.	PD	FF	FR
GAMES 1-13						PRACTICE SQUAD				
Dec 15	vs. Cleveland	P	0	0	0	0-0	0-0	0	0	0
Season Totals		1/0	0	0	0	0-0	0-0	0	0	0

**CONNOR MCGOVERN****60****GUARD / CENTER****6-4 • 306 • 3RD YR. • MISSOURI****BORN:** April 27, 1993, in Fargo, N.D.**HIGH SCHOOL:** Shanley High School, Fargo, N.D.**ACQUIRED:** Draft #5 (144th overall), 2016**NFL YEAR:** 3rd • **YEAR WITH BRONCOS:** 3rd**NFL GAMES PLAYED/STARTED:** 29/18**McGOVERN AT A GLANCE:**

- A third-year offensive lineman who appeared in 29 games (18 starts) with Denver from 2017-18 after spending his rookie season on the club's active roster.
- Spent his entire rookie season in 2016 on Denver's active roster.
- Played 49 games (40 starts) for the University of Missouri, helping the team win two SEC East Division Championships.
- Selected by the Broncos in the fifth round (144th overall) of the 2016 NFL Draft.

**CAREER TRANSACTIONS:** Signed by Denver as a draft choice 5/13/16.

**2018:** McGovern started at right guard vs. Sea. (9/9), vs. Oak. (9/16), at Bal. (9/23), vs. K.C. (10/1) and at NYJ (10/7)... Saw action on right guard and on special teams vs. LAR (10/14)... Started at right guard at Ari. (10/18) and at K.C. (10/28)... Opened the game at right guard before moving to center mid-game vs. Hou. (11/4)... Made his first start at center at LAC (11/18)... Started at center vs. Pit. (11/25), at Cin. (12/2), at S.F. (12/9) and vs. Cle. (12/15).

**2017:** McGovern played 15 games, starting the final five contests of the regular season at right guard... Made his NFL debut vs. LAC (9/11)... Earned his first NFL start at right guard at Mia. (12/3) and started the remaining four games at that position.

**2016:** Selected by the Broncos in the fifth round (144th overall) of the 2016 NFL Draft, McGovern was on Denver's active roster for the entire season but did not see any game action.

**COLLEGE:** McGovern appeared in 49 games (40 starts) for the University of Missouri, helping the team to two Southeast Conference East Division Championships... Started all 12 games at left tackle as a senior... Set school weight-room records in the squat (690 pounds for five repetitions)... Opened all 14 games as a junior, starting the first four games at right tackle before switching back to right guard for the final 10 contests... Started all 14 games for the Tigers at right guard as a sophomore, playing a role in an offense that ranked 16th nationally in total offense (490.7 ppg) and 13th in scoring (39.1 ppg)... Appeared in nine contests as a true freshman, seeing action at guard and on kick protection units.

**PERSONAL:** McGovern was named the North Dakota Gatorade Player of the Year as a senior after helping Shanley High School in Fargo, N.D., to its second consecutive state championship... Earned first-team all-state honors on offense as a senior in addition to all-state accolades on offense and defense his junior campaign... Racked up 89 tackles, three sacks and two forced fumbles on defense as a senior, while notching 49 stops and three sacks as a junior... Also lettered in weightlifting and wrestling for two seasons... Connor McGovern was born on April 27, 1993, in Fargo, N.D.

**McGOVERN'S REGULAR SEASON RECORD**

Year	Club	G	S
2016	Denver	0	0
2017	Denver	15	5
2018	Denver	14	13
<b>CAREER TOTALS</b>		<b>29</b>	<b>18</b>

**ADDITIONAL STATISTICS:** Miscellaneous tackles — 2017 (2), TOTAL (2).



## BRANDON McMANUS

8

KICKER



6-3 • 201 • 5TH YR. • TEMPLE

BORN: July 25, 1991, in Philadelphia

HIGH SCHOOL: North Penn High School, Lansdale, Pa.

ACQUIRED: Free Agent, 2014

NFL YEAR: 5th • YEAR WITH BRONCOS: 5th

NFL GAMES PLAYED/STARTED: 77/0 • POSTSEASON GP/GS: 4/0

### McMANUS AT A GLANCE:

- A fifth-year kicker who appeared in 77 regular-season games and four postseason contests with Denver from 2014-18, connecting on 111-of-137 career field goals (81.0%).
- Owns Denver's second-highest overall (regular season + postseason) field goal percentage, connecting on 118-of-144 attempts (81.9%)
- Ranks third in team history with 13 50+yard made field goals as well as fifth in team annals with 111 made field goals.
- Made 24-of-32 field goal attempts (75.0%) and was a perfect 27-for-27 on extra points in 2017.
- Connected on 29-of 34 field goals (85.3%) in 2016, including three from 50-plus yards, in addition to converting 32-of-33 extra point attempts (97.0%).
- Finished the 2015 season tied for third in franchise history with 30 made field goals and ranked fourth in the NFL with a kickoff touchback percentage of 70.5.
- Named AFC Special Teams Player of the Month (October, 2015) after converting 10-of-11 field goals, including the first two game-winning kicks of his career.
- Totaled the second-most made field goals all-time in a single postseason (10-for-10) during Denver's Super Bowl 50-winning playoffs.
- Competed in the preseason with Indianapolis as a rookie in 2013 and with the N.Y. Giants in 2014 before being acquired by Denver in a trade.
- Received the 2012 College Football Performance Awards Specialist Trophy as the nation's best overall kicker following his senior year at Temple University.
- Holds Temple career records for points scored (338), field goals made (60) and punting average (45.4).
- Joined the Broncos on Aug. 26, 2014, in a trade with the N.Y. Giants in exchange for a seventh-round draft choice.
- Entered the NFL as a college free agent with Indianapolis on April 30, 2013.

**CAREER TRANSACTIONS:** Signed by Indianapolis as a college free agent 4/30/13; Waived by Indianapolis 8/26/13; Signed to a future contract by N.Y. Giants on 1/2/14; Traded to Denver 8/26/14; Waived by Denver 11/25/14; Signed by Denver (practice squad) 12/4/14; Signed by Denver (active roster) 12/6/14.



**2018:** McManus connected on a pair of 50-yard field goals (51, 53) vs. Sea. (9/19), giving him three games with 50+yard field goals... Kicked his fourth-career game-winning kick (36 yds.) with 0:06 remaining vs. Oak. (9/16)... Made both extra point attempts at Bal. (9/23)... Finished three-for-three on field goal attempts (42, 34, 46) vs. K.C. (10/1)... Kicked a 30-yard field to give him 100 made field goals for his career at NYJ (10/7), moving him past David Treadwell for fifth on the franchise's all-time field goal list... Made both field goal attempts (28, 24) vs. LAR (10/14)... Continued his perfect start to the season, making a 41-yard field goal and six extra points at Ari. (10/18)... Posted one special-teams tackle in addition to Connecting on a 36-yard field goal and two extra point attempts while missing his first field goal of the season (55WR) at K.C. (10/28)... Finished 1-of-3 on field goal attempts, making a 44-yarder and missing from 51 and 62 yards vs.

### McMANUS THE MOST ACCURATE KICKERS IN TEAM HISTORY

#### BEST OVERALL (REG. SEASON + POSTSEASON) FIELD GOAL PERCENTAGE, BRONCOS HISTORY

	Player	FGM	FGA	PCT.
1.	Matt Prater	150	181	82.9
2.	Brandon McManus	121	147	82.3
3.	Jason Elam	410	508	80.7
4.	David Treadwell	106	138	76.8
5.	Rich Karlis	149	211	70.6

Hou. (11/4)... Kicked his fifth career game-winning field goal (34 yds.) at LAC (11/18)... Made a 41-yard field goal and three extra point attempts vs. Pit. (11/25)... Made a 29-yard field goal at Cin. (12/2)... Connected on a pair of extra points at S.F. (12/9)... Made three field goals (44, 42, 29) vs. Cle. (12/15).

**2017:** McManus ended the season 24-of-32 (75.0%) on field goal attempts and a perfect 27-for-27 on extra point attempts... Had four games with three made field goals... Finished the season with three field goals of 50-plus yards... Connected on all six extra point attempts vs. Dal. (9/17)... Made all three field goals (38, 35, 28) at Buf. (9/24)... Nailed a pair of 50-plus yard attempts (52, 53) at Phi. (11/5)... Connected on all three field goal attempts (39, 33, 36) vs. N.E. (11/12).

**2016:** McManus connected on 29 field goals—three from 50-plus yards—on 34 attempts (85.3%) and on 32-of-33 extra point attempts (97.0%)... Finished 4-of-5 on field goals (23, 43, 33, 35) vs. Ind. (9/18)... Kicked three field goals (35, 46, 45) vs. Atl. (10/9)... Kicked two field goals—including a 55-yard field goal as time expired in the first half—at Oak. (11/6)... Connected on 3-of-4 field goal attempts—including his seventh career 50-yard field goal to give him third most in team history—and made a special-teams stop at N.O. (11/13)... Surpassed 300 points in his career against N.E. to become the 12th player (sixth fastest) in team history to reach that mark... Kicked a 52-yard field goal in the second quarter—his third 50-yard field goal of the season—in addition to running six yards on a fake field goal attempt at K.C. (12/25).

**2015:** McManus tied for third in franchise history with 30 made field goals (35 attempts), including three game-winning kicks, and added 35 extra points (36 attempts) for 125 total points... Totaled 55 touchbacks on 78 kickoffs for the league's fourth-best percentage (70.5)... Was a perfect 10-for-10 on field goals in Denver's three postseason games to represent the second-most made field goals all-time in a single postseason... Began the season with 13 consecutive field goals, which tied for second in Broncos history to start a season... Was a perfect 4-for-4 (57, 56, 43, 33) vs. Bal. (9/13), becoming the second kicker in NFL history to convert two field goals of 56 yards or longer in the same game... Named AFC Special Teams Player for the Month for October after connecting on 10-of-11 field goals, including the first two game-winning kicks of his career... Kicked the game-winning 37-yard field goal on the first possession of overtime vs. Cin. (12/28)... Tied an NFL postseason record with five made field goals (28, 41, 51, 41, 45) in Denver's AFC Divisional Playoff Game vs. Pit. (1/17)... Tied K Matt Prater with his seventh made field goal of the season (including postseason) from 50-plus yards, connecting on both of his attempts (52, 31) in Denver's AFC Championship Game vs. N.E. (1/24)... Drilled three field goals (34, 33, 30) in Denver's Super Bowl 50 victory vs. Car. (2/7).

**2014:** McManus, who spent the preseason with the N.Y. Giants before being traded to Denver on Aug. 26, appeared in 15 regular-season games and one playoff contests for the Broncos... Connected on 9-of-13 (.692) field goals and converted all 41 PATs in addition to ranking fourth in the NFL in touchback percentage (70.3 / 64-of-91)... Waived on Nov. 25 before being signed back to the active roster on Dec. 6 to handle kickoff duties for the remainder of the season.

**2013:** McManus, who entered the NFL with Indianapolis as a college free agent, competed with the Colts during the preseason before being waived on Aug. 26.

**COLLEGE:** McManus holds Temple University career records for points scored (338), field goals made (60) and attempted (83) and punting average (45.4)... Named the recipient of the 2012 College Football Performance Awards Specialist Trophy as the nation's best overall kicker after converting 14-of-17 field goals and 32-of-33 extra point tries for 74 points... Punted 54 times for 2,433 yards (45.1 avg.), including 15 kicks of 50-plus yards as a senior... Earned All-Big East first-team honors as a punter and was a second-team choice as a kicker.

**PERSONAL:** McManus was a four-year letterwinner as a kicker and punter at North Penn High School in Lansdale, Pa.... Selected to play in the 2009 Big 33 All-Star Game... Named a first-team All-Suburban One Conference selection and a first-team *Times-Herald* All-Area pick as a senior... Scored 229 career points and helped his team win district championships in 2005 and 2008 and conference titles in 2006 and 2008... Majored in biology/pre-med at Temple... Co-founded the Anti Bully Squad to create a permanent solution to bullying through education, advocacy, awareness and prevention.... Brandon Tyler McManus was born on July 25, 1991, in Philadelphia.

## McMANUS' REGULAR SEASON RECORD

Year	Club	G	FIELD GOALS						TOTAL	Pct.	PATs		Pts.
			1-19	20-29	30-39	40-49	50-59	60+			Md./Att.	Pct.	
2014	Denver	15	0/0	5/5	2/3	2/3	0/2	0/0	9/13	.692	41/41	1,000	68
2015	Denver	16	0/0	12/12	8/8	5/8	5/7	0/0	30/35	.857	35/36	.972	125
2016	Denver	16	0/0	9/9	10/10	7/9	3/5	0/1	29/34	.853	32/33	.970	119
2017	Denver	16	0/0	6/8	11/12	4/6	3/5	0/1	24/32	.750	27/27	1,000	99
2018	Denver	14	0/0	4/4	6/6	7/7	2/5	0/1	19/23	.826	33/33	1,000	90
<b>CAREER TOTALS</b>		<b>77</b>	<b>0/0</b>	<b>36/38</b>	<b>37/39</b>	<b>26/33</b>	<b>13/24</b>	<b>0/3</b>	<b>111/137</b>	<b>.810</b>	<b>168/170</b>	<b>.988</b>	<b>501</b>

**ADDITIONAL STATISTICS:** Kickoffs — 2014 (91 for 5,981 yards, 65.7 avg., 64 TBs), 2015 (78 for 5,012 yards, 64.3 avg., 55 TBs), 2016 (75 for 4,776 yards, 63.7 avg., 50 TBs), 2017 (65 for 4,114 yards, 63.3 avg., 45 TBs), 2018 (64 for 4,124 yards, 64.4 avg., 39 TBs), TOTAL (373 for 24,007 yards, 64.4 avg., 253 TBs). Punts — 2015 (1 for 41 yards, 41.0 avg., 21.0 net, 1 TB), 2017 (1 for 26 yards, 26.0 avg., 26.0 net, 0 TB), TOTAL (2 for 67 yards, 33.5 avg., 23.5 net, 1 TB). Special-Teams tackles— 2016 (3), 2018 (1), TOTAL (4). Carried one time for 6 yards at K.C. (12/25/16).

## McMANUS' POSTSEASON RECORD

Year	Club	G	FIELD GOALS						TOTAL	Pct.	PATs		
			1-19	20-29	30-39	40-49	50-59	60+			Md./Att.	Pct.	Pts.
2014	Denver	1	0/0	0/0	0/0	0/0	0/0	0/0	0/0	.000	0/0	0.0	0
2015	Denver	3	0/0	1/1	4/4	3/3	2/2	0/0	10/10	1.000	3/3	100.0	33
CAREER TOTALS		4	0/0	1/1	4/4	3/3	2/2	0/0	10/10	1.000	3/3	100.0	33

**ADDITIONAL STATISTICS:** Kickoffs — 2014 (4 for 235 yards, 58.8 avg., 2 TBs), 2015 (17 for 1,102 yards, 64.8 avg., 14 TBs), TOTAL (21 for 1,337 yards, 63.7 avg., 16 TBs).

## McMANUS' SINGLE-GAME HIGHS

(Postseason in parentheses)

**Field goals made** — 4, four times, last vs. Indianapolis, 9/18/16 (5 vs. Pittsburgh, 1/17/16). **Field goals attempted** — 5, three times, last vs. Indianapolis, 9/18/16 (5 vs. Pittsburgh, 1/17/16). **Longest field goal made** — 57 vs. Baltimore, 9/13/15 (52 vs. New England, 1/24/16). **50-yard made** — 2, twice, last vs. Seattle, 9/9/18 (none). **PATs made** — 6, three times, last at Arizona, 10/18/18 (2 vs. New England, 1/24/16). **Points scored** — 14, twice, last vs. Indianapolis, 9/18/16 (15 vs. Pittsburgh, 1/17/16).

## McMANUS' GAME-WINNING KICKS (5)

Date	Opponent	Down/Tied	Distance	Time Left	Drive/T.O.P.
10/4/15	vs. Minnesota	20-20, 4th	39 yards	1:51, 4th	9-55/3:20
10/18/15	at Cleveland	23-23, OT	34 yards	4:56, OT	13-72/6:42
12/28/15	vs. Cincinnati	17-17, OT	37 yards	10:00, OT	14-61/5:00
9/16/18	vs. Oakland	19-17, 4th	36 yards	0:06, 4th	10-62/1:52
11/18/18	at L.A. Chargers	22-20, 4th	34 yards	0:03, 4th	7-76/1:51

## BRANDON McMANUS' 2018 GAME-BY-GAME

(Victories asterisked)

2018 DENVER (6-8)			FIELD GOALS							PATs				
Date	Opponent	P/S	10-19	20-29	30-39	40-49	50-59	60+	TOTAL	Pct.	Md./Att.	Pct.	Pts.	
Sep 9	vs. Seattle*	P	0/0	0/0	0/0	0/0	2/2	0/0	2/2	1.000	3/3	1.000	9	
Sep 16	vs. Oakland*	P	0/0	0/0	2/2	0/0	0/0	0/0	2/2	1.000	2/2	1.000	8	
Sep 23	at Baltimore	P	0/0	0/0	0/0	0/0	0/0	0/0	0/0	—	2/2	1.000	2	
Oct 1	vs. Kansas City	P	0/0	0/0	1/1	2/2	0/0	0/0	3/3	1.000	2/2	1.000	11	
Oct 7	at New York Jets	P	0/0	0/0	1/1	0/0	0/0	0/0	1/1	1.000	1/1	1.000	4	
Oct 14	vs. L.A. Rams	P	0/0	2/2	0/0	0/0	0/0	0/0	2/2	1.000	2/2	1.000	8	
Oct 18	at Arizona*	P	0/0	0/0	0/0	1/1	0/0	0/0	1/1	1.000	6/6	1.000	9	
Oct 28	at Kansas City	P	0/0	0/0	1/1	0/0	0/1	0/0	1/2	.500	2/2	1.000	5	
Nov 4	vs. Houston	P	0/0	0/0	0/0	1/1	0/1	0/1	1/3	.333	2/2	1.000	5	
Nov 18	at L.A. Chargers*	P	0/0	0/0	1/1	0/0	0/0	0/0	1/1	1.000	2/2	1.000	5	
Nov 25	vs. Pittsburgh*	P	0/0	0/0	0/0	1/1	0/0	0/0	1/1	1.000	3/3	1.000	6	
Dec 2	at Cincinnati*	P	0/0	1/1	0/0	0/0	0/1	0/0	1/2	.500	3/3	1.000	6	
Dec 9	at San Francisco	P	0/0	0/0	0/0	0/0	0/0	0/0	0/0	—	2/2	1.000	2	
Dec 15	vs. Cleveland	P	0/0	1/1	0/0	2/2	0/0	0/0	3/3	1.000	1/1	1.000	10	
<b>Season Totals</b>			<b>14/0</b>	<b>0/0</b>	<b>4/4</b>	<b>6/6</b>	<b>7/7</b>	<b>2/5</b>	<b>0/1</b>	<b>19/23</b>	<b>.826</b>	<b>33/33</b>	<b>1.000</b>	<b>90</b>





# VON MILLER

58

## OUTSIDE LINEBACKER

6-3 • 250 • 8TH YR. • TEXAS A&M

BORN: March 26, 1989, in DeSoto, Texas

HIGH SCHOOL: DeSoto (Texas) High School

ACQUIRED: Draft #1 (2nd overall), 2011

NFL YEAR: 8th • YEAR WITH BRONCOS: 8th

NFL GAMES PLAYED/STARTED: 118/118 • POSTSEASON GP/GS: 7/7



### MILLER AT A GLANCE:

- An eighth-year linebacker and six-time Associated Press All-Pro selection who totaled 441 tackles (346 solo), 98 sacks (613.5 yds.), two interceptions (68 yds.), 18 passes defended, 25 forced fumbles and seven fumble recoveries during his first eight seasons with Denver.
- Ranks first in team history with 98 regular-season sacks and 104.5 overall sacks.
- Leads the NFL in sacks (98) and forced fumbles (25) since entering the NFL in 2011.
- Became the second-fastest player (Reggie White) to reach 80 career quarterback takedowns (94 games) since sacks became an official statistic in 1982.
- Reached 100 overall sacks (regular season + playoffs) in 121 games, which was the fifth-fastest in NFL history among players who began their career in 1982 or later.
- Received All-Pro recognition from the Associated Press in six of his seven NFL seasons—including first-team designations in 2012, '15 and '16—becoming the ninth player in team history with three or more first-team honors.
- Earned Pro Bowl honors in six of his first seven seasons (2011-12, 14-17), joining Ring of Fame safety Steve Atwater and cornerback Champ Bailey as the only players in team history to accomplish that feat.
- Selected AFC Player of the Week on four occasions, representing the most such honors in team history (Wk. 11, 2011; Wk. 11; 2012; Wk. 2, 2016; Wk. 11, 2018)
- Produced his sixth 10-sack season in 2017, finishing the year with 57 tackles (51 solo), 10 sacks (64.5 yds.), three passes defended, two forced fumbles and one fumble recovery.
- Owns the most seasons (7) with double-digit sack totals in Broncos history and is one of three players in NFL history with 10 or more sacks in seven of his first eight NFL seasons.
- Ranked second in the league with 13.5 sacks (65.0 yds.) and finished with a career-best 78 tackles (62 solo) in 2016 to finish as runner up for NFL Defensive Player of the Year for the second time in his career.
- Named MVP of Super Bowl 50—the 10th defensive player to earn the honor—after posting 2.5 sacks (27 yds.) and forcing two fumbles that led to touchdowns in Denver's 24-10 win against Carolina.
- Led the league with five sacks (31 yds.) in addition to posting 12 tackles (9 solo) in September 2016, earning AFC Defensive Player of the Month honors for his efforts.
- Named AFC Defensive Player of the Month for October 2014 after leading all NFL players in sacks (7) and tackles for a loss (10).
- Voted as runner-up for the NFL Defensive Player of the Year in 2012, setting a Broncos single-season record with 18.5 sacks and finishing the year also ranked in the NFL's Top 5 in quarterback knockdowns (27), tackles for a loss (28) and forced fumbles (6).
- Joined former Broncos teammate DeMarcus Ware (Dal., 2008) in 2012 as the only two players since at least 1994 with 15 sacks, 25 tackles for a loss and five forced fumbles in a single season.
- Won AFC Defensive Player of the Month honors after leading the conference with eight sacks and 10 tackles for a loss in November 2012.
- Named NFL Defensive Rookie of the Year and a Pro Bowl starter in 2011 after tying the franchise rookie sack record (11.5).

### 58's TROPHY CASE

Pro Bowls (6)	.....2011-12, 14-17
All-Pro (First Team) (3)	.....2012, 15-16
All-Pro (Second Team) (3)	.. 2011, '14, '17
Super Bowl 50 MVP	..... 2015
NFL Defensive Rookie of the Year	....2011

## MILLER ON A TORRID PACE THROUGH SEVEN SEASONS

### MOST SACKS THROUGH FIRST SEVEN SEASONS

Player	GP	Sk.
1. Reggie White, Phi.	105	110.0
2. DeMarcus Ware, Dal.	112	99.5
3. Derrick Thomas, K.C.	110	85.0
4. Von Miller, Den.	104	83.5

### MOST SACKS PER GAME (MIN. 100 GP)

Player	GP	Sk.	Sk./G
1. J.J. Watt	102	90.5	0.89
2. Reggie White	232	198.0	0.85
3. Von Miller	118	98.0	0.83

- Became just the second player in Broncos history (K David Treadwell, 1989) to be selected to the Pro Bowl as a rookie.
- Posted 27.5 sacks in 26 starts over his last two seasons at Texas A&M University and won the Butkus Award (nation's best linebacker) in addition to being named a consensus All-American as a senior in 2010.
- Finished his collegiate career with 33 sacks (fourth in school history) and 50.5 tackles for a loss in 47 games played (30 starts).
- Selected by the Broncos in the first round (2nd overall) of the 2011 NFL Draft.

**CAREER TRANSACTIONS:** Signed by Denver as a draft choice 7/29/11.



**2018:** Miller totaled seven tackles (6 solo), three sacks (19 yds.), two forced fumbles and one fumble recovery vs. Sea. (9/9) to represent his fifth career three-sack game... Moved into the NFL's top 50 players with 86.5 career sacks... Posted five tackles (3 solo) and one sack (7 yds.) vs. Oak. (9/16)... Notched a pair of solo tackles at Bal. (9/23)... Had one solo tackle and two quarterback hits vs. K.C. (10/1)... Registered five tackles (2 solo) and one pass defended at NYJ (10/7)... Tallied 1.5 sacks (9.5 yds.) and five tackles (1 solo) vs. LAR (10/14)... Recorded two strip-sacks (9 yds.) at Ari. (10/18) to represent his fourth career game (incl. postseason) with multiple sacks and forced fumbles... Contributed 0.5 sacks (3 yds.) and three tackles at K.C. (10/28)... Sacked Deshaun Watson (3 yds.) and finished with two solo tackles vs. Hou. (11/4)... Recorded his 100th career sack (reg. season + playoffs) and 10th sack of the season (3 yds.) in addition to intercepting Philip Rivers (42 yds.) at LAC (11/18)... Joined Reggie White and DeMarcus Ware as the only players with seven 10-sack seasons in their first eight NFL campaigns... Selected AFC Defensive Player of the Week for a team-record fourth time for his performance against the Chargers... Sacked Ben Roethlisberger (6 yds.) vs. Pit. (11/25)... Recorded 1.5 sacks (10.5 yds.) at Cin. (12/2)... Sacked Nick Mullens (9 yds.) at S.F. (12/9)... Set Denver's career sack record (98) while extending his sack-streak to nine games with a nine-yard quarterback takedown of Jake Mayfield vs. Cle. (12/15).

**2017:** Miller was named to his sixth Pro Bowl in seven seasons, joining Ring of Fame safety Steve Atwater and cornerback Champ Bailey with that distinction... Selected as an Associated Press All-Pro (Second Team) for the sixth time in his career... Produced his sixth career 10-sack season, finishing the year with 57 tackles (51 solo), 10 sacks (64.5 yds.), three passes defended, two forced fumbles and one fumble recovery... Became the first Bronco in team history with six 10-sack seasons and became only the third player in NFL history with six 10-plus sack seasons in his first seven seasons... Sacked Dak Prescott twice for 10 yards to move into third place on the Broncos' all-time sack list (75.5) vs. Dal. (9/17)... Posted two sacks (16 yds.)—his 20th career multi-sack game—at LAC. (10/22), becoming the second fastest player in NFL history to reach 80 career sacks (94 games)... Strip-sacked Nick Foles (8 yds.), leading to a Brandon Marshall 19-yard touchdown, and led the team with eight tackles (all solo) at Phi. (11/5)... Forced and recovered a fumble in addition to finishing with four tackles (3 solo) at Was. (12/24)... Named MVP of the 2018 Pro Bowl after sealing the game for the AFC with a strip-sack and recovery with less than one minute remaining.

**2016:** Miller was named an Associated Press First-Team All-Pro for the third time and was selected to his fifth career Pro Bowl... Finished as runner up for NFL Defensive Player of the Year after delivering the league's second-highest sack total (13.5-65.0) and a career-high 78 tackles (62 solo) in addition to registering three forced fumbles and three passes defended... Tied Pro Football Hall of Fame defensive end Bruce Smith as the fourth-fastest player in NFL history to 70 quarterback takedowns (83 games)... Matched a career-high with three sacks (20 yds.)—including a strip-sack of Andrew Luck that led to a 15-yard touchdown return—in addition to posting seven tackles (5 solo) and one pass defended vs. Ind. (9/18)... Named AFC Defensive

## MILLER 10TH DEFENSIVE PLAYER TO BE NAMED SUPER BOWL MVP

### NFL DEFENSIVE PLAYERS TO BE NAMED SUPER BOWL MVP

Year	SB	Player	Team	Position
1970	V	Chuck Howley	Dallas	Linebacker
1972	VII	Jake Scott	Miami	Safety
1977	XII	Harvey Martin	Dallas	Defensive End
1977	XII	Randy White	Dallas	Defensive Tackle
1985	XX	Richard Dent	Chicago	Defensive End
1995	XXX	Larry Brown	Dallas	Cornerback
2000	XXXV	Ray Lewis	Baltimore	Linebacker
2002	XXXVII	Dexter Jackson	Tampa Bay	Safety
2013	XLVIII	Malcolm Smith	Seattle	Linebacker
2015	50	Von Miller	Denver	Linebacker

**MILLER IN DENVER'S RECORD BOOKS**

**MOST SACKS IN A SEASON, BRONCOS HISTORY**

Player	Year	No.
1. Von Miller	2012	18.5
2. Elvis Dumervil	2009	17.0
3. Simon Fletcher	1992	16.0
4. Von Miller	2018	14.5
5. Von Miller	2014	14.0

**MOST 10-SACK SEASONS, BRONCOS HISTORY**

Player	No.	Years
1. Von Miller	7	2011-12, '14-18
2. Simon Fletcher	5	1989-93
3. Paul Smith	4	1970-73
4. Elvis Dumervil	3	2007, '09, '12
Rulon Jones	3	1980, '84-85
Rich Jackson	3	1968-70

**MOST CAREER SACKS, BRONCOS HISTORY**

Player	Years	No.
1. Von Miller	2011-pres.	98.0
2. Simon Fletcher	1985-95	97.5
3. Karl Mecklenburg	1983-94	79.0
4. Barry Chavous	1973-85	75.0
5. Rulon Jones	1980-88	73.5

Player of the Week for the third time in his career for his efforts against Indianapolis... Named AFC Defensive Player of the Month for September, leading the league with five sacks (31 yds.) in addition to posting 12 tackles during the month... Notched six solo tackles and one sack at S.D. (10/13), extending his regular-season sack streak to seven games—the longest of his career... Matched a career high with 10 tackles (9 solo) and recorded three sacks (16 yds.) for the fourth time in his career vs. K.C. (11/27).

**2015:** Miller was selected to his fourth career Pro Bowl—one of three players in team history to make at least four Pro Bowls in their first five years with the club—after recording his fourth 10+ sack season (11-78) and adding 35 tackles (30 solo), four forced fumbles and three fumble recoveries... Posted five sacks (40 yds.) between the AFC Championship and Super Bowl to tie Terrell Suggs (2010) for the most sacks in consecutive postseason games... Named MVP of Super Bowl 50 after totaling six tackles (5 solo), 2.5 sacks (27 yds.), two forced fumbles and one pass defended with both of his forced fumbles leading to Denver's only touchdowns of the game... Recorded four solo tackles and became the third-fastest player in NFL history to 50 sacks (58 games) at K.C. (9/17)... Moved into eighth all-time in team history with his 56th career sack (7 yds.) vs. N.E. (11/29)... Posted his 14th career multi-sack game, taking down Chargers QB Philip Rivers twice (15 yds.) at S.D. (12/6)... Became the third Bronco in team history to post 10-plus sacks in four or more seasons vs. Oak. (12/13)... Registered two solo tackles in Denver's AFC Divisional Playoff Game vs. Pit. (1/17)... Set a Broncos postseason record with 2.5 sacks (13 yds.) in addition to intercepting one pass (4 yds.) and making five tackles (4 solo) in Denver's AFC Championship Game vs. N.E. (1/24)... Matched his team-record 2.5 sacks (27 yds.), forced two fumbles that led to touchdowns and posted six tackles (5 solo) to earn MVP honors in Denver's Super Bowl 50 victory vs. Car. (2/7).

**2014:** Miller started all 16 regular-season games for the second time in his career and earned his third Pro Bowl nod after totaling 59 tackles (42 solo), 14 sacks (82.5 yds.), two passes defended and one fumble recovery... Became the fifth Broncos linebacker to be selected to at least three Pro Bowls and just the sixth player in team history to make at least three Pro Bowls in his first four years in the league... Led the Broncos with 16 tackles for a loss and 28 quarterback hits... Moved into fourth place on the club's single-season sack chart with his 14 sacks... Recorded his 12th career multiple-sack game vs. S.F. (10/19)... Posted six consecutive games with a sack (Games 2-7), to tie for the longest such streak of his career... Named AFC Defensive Player of the Month for October after leading all NFL players in sacks (7) and tackles for a loss (10) for the month... Recorded his 13th multiple-sack game (2-11) at K.C. (11/30)... Posted a team-high six tackles (5 solo), including two tackles for a loss, in Denver's AFC Divisional Playoff Game vs. Ind. (1/11).

**2013:** Miller started all nine games he appeared in after serving a six-game suspension to begin the season and ending the year on injured reserve... Made his 2013 debut with two tackles, including one for a loss and two quarterback hits at Ind. (10/20)... Sacked Robert Griffin III and forced a fumble that was recovered by Derek Wolfe vs. Was. (10/27)... Recovered his first career fumble and returned it 60 yards for a touchdown at N.E. (11/24) to mark seventh-longest such play in team history... Tore his ACL at Hou. (12/22) and was placed on injured reserve on Dec. 24.

**2012:** Miller started every game for the Broncos in his second NFL season and finished as the runner-up for NFL Defensive Player of the Year after ranking in the league's Top 5 in sacks (18.5), quarterback knockdowns (27), quarterback hurries (12), tackles for a loss (28), run stuffs (13) and forced fumbles (6)... Ranked fourth on the team with 68 tackles (55 solo) and added an interception return for a touchdown while receiving first-team All-Pro recognition and being selected to his second consecutive Pro Bowl as a starter... Set the franchise single-season record with 18.5 sacks to rank third in the NFL and joined DeMarcus Ware (Dal., 2008) as one of two players since at least 1994 with 15 sacks, 25 tackles for a loss and five forced fumbles in a single season... Named AFC Defensive Player of the Month for November after totaling 20 tackles (18 solo), eight sacks (54 yds.), 10 tackles for a loss and three forced fumbles in four games... Recorded a pair of sacks, while adding eight tackles (7 solo), one pass breakup, one forced fumble and five tackles for a loss at N.E. (10/7)... Set a career high with three sacks (18 yds.) at Cin. (11/4)... Earned Peter King's (*Sports Illustrated*) Defensive Player of the Week award after making six tackles—all of which came for a loss or no gain—in addition to one sack, one forced fumble and a quarterback hit on Cam Newton that resulted in an interception returned for a touchdown at Car. (11/11)... Became the first Bronco since at least 1982 to record three sacks and two

forced fumbles in a single game vs. S.D. (11/18), earning Peter King's Defensive Player of the Week award for the second consecutive week... Intercepted his first career pass and returned it 26 yards for a touchdown vs. T.B. (12/2)... Extended his sack streak to a career-best six games, strip-sacking quarterback Carson Palmer for his fifth forced fumble in a five-week span at Oak. (12/6)... Became the Broncos' single-season sack record holder with 1.5 sacks vs. Cle. (12/23)... Sacked quarterback Brady Quinn to extend his single-season record to 18.5 vs. K.C. (12/30)... Led the team with nine tackles and a half sack in Denver's AFC Divisional Playoff Game vs. Bal. (1/12).

**2011:** Selected by Denver in the first round (2nd overall) of the 2011 NFL Draft, Miller started all 15 games played and tied the franchise rookie record with 11.5 sacks en route to being named the Associated Press NFL Defensive Rookie of the Year... Elected as a starter for the Pro Bowl to become just the second Bronco to play in the league's annual All-Star game as a rookie in addition to garnering second-team All-Pro honors from the Associated Press... Finished fifth on the club with 64 tackles (50 solo) and added a team-best 19 tackles for a loss and 24 quarterback hits to go along with four passes defended and two forced fumbles... Named the Denver Athletic Club's Colorado Athlete of the Year... Missed Week 13 with a thumb injury and was forced to play the season's final six games, including the playoffs, with a cast on his hand... Produced two separate five-game stretches with at least a half sack.

**COLLEGE:** Miller played 47 games (30 starts) at Texas A&M University and finished his career with 182 tackles (104 solo), 33 sacks (fourth in school history), 50.5 tackles for a loss, 10 forced fumbles and four fumble recoveries... Posted 27.5 sacks in 26 starts over his last two seasons and won the Butkus Award (nation's best linebacker) in addition to being named a consensus All-American as a senior in 2010... Tabbed as a unanimous All-Big 12 Conference performer after leading the nation with 17 sacks (115 yds.) as a junior in 2009 playing a hybrid "jack" position... Named to *The Sporting News'* Freshman All-Big 12 Team in 2007 after seeing action in nine games as a true freshman for the Aggies.

**PERSONAL:** Miller attended DeSoto (Texas) High School, where he was named the District 8-5A Defensive MVP as a senior after totaling 76 tackles and six sacks... Majored in university studies with a concentration in agriculture and life sciences at Texas A&M... Started Von's Vision, a foundation dedicated to providing eye care, glasses and contact lenses to underprivileged youth... Awarded the Broncos' Community Impact Award in 2017 after raising \$1.1 million for Von's Vision... Visited the Middle East as part of an NFL USO Tour in March 2013... Von Miller was born on March 26, 1989, in DeSoto, Texas.

#### MILLER'S REGULAR SEASON RECORD

Year	Club	G	S	UT	A	TT	S-Yds.	I-Yds.	PD	FF	FR	TD-Int.	TD-FR	S	Pts.
2011	Denver	15	15	50	14	64	11.5-77	0-0	4	2	0	0	0	0	0
2012	Denver	16	16	55	13	68	18.5-129.5	1-26	2	6	0	1	0	0	6
2013	Denver	9	9	27	7	34	5-29	0-0	1	3	1	0	1	0	6
2014	Denver	16	16	43	17	59	14-82.5	0-0	2	1	1	0	0	0	0
2015	Denver	16	16	30	5	35	11-78	0-0	1	4	3	0	0	0	0
2016	Denver	16	16	62	16	78	13.5-65	0-0	3	3	0	0	0	0	0
2017	Denver	16	16	51	6	57	10-64.5	0-0	3	2	1	0	0	0	0
2018	Denver	14	14	28	17	45	14.5-88	1-42	2	4	2	0	0	0	0
<b>CAREER TOTALS</b>		<b>118</b>	<b>118</b>	<b>346</b>	<b>95</b>	<b>441</b>	<b>98-613.5</b>	<b>2-68</b>	<b>18</b>	<b>25</b>	<b>8</b>	<b>1</b>	<b>1</b>	<b>0</b>	<b>12</b>

#### MILER'S POSTSEASON RECORD

Year	Club	G	S	UT	A	TT	S-Yds.	I-Yds.	PD	FF	FR	TD-Int.	TD-FR	S	Pts.
2011	Denver	2	2	3	0	3	1-4	0-0	0	0	0	0	0	0	0
2012	Denver	1	1	7	2	9	0.5-3.5	0-0	0	0	0	0	0	0	0
2014	Denver	1	1	5	1	6	0-0	0-0	0	0	0	0	0	0	0
2015	Denver	3	3	11	2	13	5-40	1-4	2	2	0	0	0	0	0
<b>CAREER TOTALS</b>		<b>7</b>	<b>7</b>	<b>26</b>	<b>5</b>	<b>31</b>	<b>6.5-47.5</b>	<b>1-4</b>	<b>2</b>	<b>2</b>	<b>0</b>	<b>0</b>	<b>0</b>	<b>0</b>	<b>0</b>

#### MILLER'S SINGLE GAME HIGHS

(Postseason in parentheses)

**Tackles** — 10, twice, last vs. Kansas City 11/27/16 (9 vs. Baltimore, 1/12/13). **Sacks** — 3, five times, last vs. Seattle, 9/9/18 (2.5<sup>^</sup>, twice, last vs. Carolina, 2/7/16). **Sack yards** — 29 vs. San Diego, 11/18/12 (27<sup>^</sup> vs. Carolina, 2/7/16). **Interceptions** — 1, twice, last at Los Angeles Chargers, 11/18/18 (1 vs. New England, 1/24/16). **Interception return yards** — 42 at Los Angeles Chargers, 11/18/18 (4 vs. New England, 1/24/16). **Forced fumbles** — 2, three times, last at Arizona, 10/18/18 (2<sup>^</sup> vs. Carolina, 2/7/16). **Fumble recoveries** — 1, eight times, last at Arizona, 10/18/18 (none). **Fumble return yards** — 60 at New England, 11/24/13 (none).

<sup>^</sup>Broncos Record

## MILLER'S MULTIPLE-SACK GAMES (24)

\*denotes win; # denotes postseason; (The Broncos are 18-6 when Miller records more than one sack in a game.)

Date	Opponent	S-Yds.
10/2/11	at Green Bay	2-12
11/13/11	at Kansas City*	1.5-6.5
11/17/11	vs. N.Y. Jets*	1.5-12
9/9/12	vs. Pittsburgh*	2-15
10/7/12	at New England	2-7
11/4/12	at Cincinnati*	3-18
11/18/12	vs. San Diego*	3-29
12/23/12	vs. Cleveland*	1.5-12.5
11/24/13	at New England	2-11
10/5/14	vs. Arizona*	2-15.5
10/12/14	at N.Y. Jets*	2-10
10/19/14	vs. San Francisco*	2-18
11/30/14	at Kansas City*	2-11
12/6/15	at San Diego*	2-15
1/24/16	vs. New England*#	2.5-13
2/7/16	vs. Carolina*#	2.5-27
9/18/16	vs. Indianapolis*	3-24
11/27/16	vs. Kansas City	3-16
9/17/17	vs. Dallas*	2-10
10/22/17	at L.A. Chargers	2-16
9/9/18	vs. Seattle*	3-16
10/14/18	vs. L.A. Rams	1.5-9.5
10/18/18	at Arizona*	2-9
12/2/18	at Cincinnati*	1.5-10.5

## MILLER'S SACKS BY QUARTERBACK (104.5)

Figures in italics include postseason totals

Quarterback	Sacks	Quarterback	Sacks
Philip Rivers.....	16.0	Deshaun Watson.....	1.0
Alex Smith.....	8.0	Josh Freeman.....	1.0
<i>Tom Brady.....</i>	<i>7.5</i>	Robert Griffin III.....	1.0
Derek Carr.....	5.5	Teddy Bridgewater.....	1.0
Andy Dalton.....	5.0	EJ Manuel.....	1.0
<i>Cam Newton.....</i>	<i>4.5</i>	Caleb Hanie.....	1.0
Russell Wilson.....	4.0	Matt Hasselbeck.....	1.0
<i>Ben Roethlisberger.....</i>	<i>4.0</i>	Drew Stanton.....	1.0
Aaron Rodgers.....	3.0	Josh McCown.....	1.0
Andrew Luck.....	3.0	Matt Moore.....	1.0
Geno Smith.....	2.0	Kyle Orton.....	1.0
Brady Quinn.....	2.0	Logan Thomas.....	1.0
Matt Ryan.....	2.0	Ryan Fitzpatrick.....	1.0
Dak Prescott.....	2.0	Blake Bortles.....	1.0
Colin Kaepernick.....	2.0	Tyrod Taylor.....	1.0
Josh Rosen.....	2.0	Nick Foles.....	1.0
Mark Sanchez.....	1.5	Eli Manning.....	1.0
Matt Cassel.....	1.5	Shaun Hill.....	1.0
Jay Cutler.....	1.5	Nick Mullens.....	1.0
Carson Palmer.....	1.5	Baker Mayfield.....	1.0
Brandon Weeden.....	1.5	Patrick Mahomes.....	0.5
Jared Goff.....	1.5	Jameis Winston.....	0.5
Jeff Driskel.....	1.5	Joe Flacco.....	0.5

## VON MILLER'S 2018 GAME-BY-GAME

(Victories asterisked)

### 2018 DENVER (6-8)

### TACKLES

Date	Opponent	P/S	UT	A	TT	S-Yds.	I-Yds.	PD	FF	FR
Sep 9	vs. Seattle*	S	6	1	7	3-19	0-0	0	2	1
Sep 16	vs. Oakland*	S	3	2	5	1-7	0-0	0	0	0
Sep 23	at Baltimore	S	2	0	2	0-0	0-0	0	0	0
Oct 1	vs. Kansas City	S	1	0	1	0-0	0-0	0	0	0
Oct 7	at New York Jets	S	2	3	5	0-0	0-0	1	0	0
Oct 14	vs. L.A. Rams	S	1	4	5	1.5-9.5	0-0	0	0	0
Oct 18	at Arizona*	S	2	2	4	2-9	0-0	0	2	1
Oct 28	at Kansas City	S	0	3	3	0.5-3	0-0	0	0	0
Nov 4	vs. Houston	S	2	0	2	1-3	0-0	0	0	0
Nov 18	at L.A. Chargers*	S	1	0	1	1-3	1-42	1	0	0
Nov 25	vs. Pittsburgh*	S	1	1	2	1-6	0-0	0	0	0
Dec 2	at Cincinnati*	S	2	1	3	1.5-10.5	0-0	0	0	0
Dec 9	at San Francisco	S	3	0	3	1-9	0-0	0	0	0
Dec 15	vs. Cleveland	S	2	0	2	1-9	0-0	0	0	0
Season Totals		14/14	28	17	45	14.5-88	1-42	2	4	2



## BRIAN PARKER

89

**TIGHT END**

**6-4 • 265 • 3RD Yr. • ALBANY**

**BORN:** May 30, 1992, in Henrietta, N.Y.

**HIGH SCHOOL:** McQuaid Jesuit High School, Rochester, N.Y.

**ACQUIRED:** Practice Squad Signee, 2017

**NFL YEAR:** 3rd • **YEAR WITH BRONCOS:** 2nd

**NFL GAMES PLAYED/STARTED:** 20/0 • **POSTSEASON GP/GS:** 2/0



### PARKER AT A GLANCE:

- A third-year tight end who played 20 regular-season games and two postseason contests with Kansas City (2015) and Denver (2018) in addition to spending two days on the New York Jets active roster in 2016.
- Competed on Denver's practice squad from 2017-18 in addition to spending training camp with the Chiefs (2016) and Jets (2017).
- Started 21-of-42 games played at the University of Albany, totaling 74 catches for 1,006 yards (13.6 avg.) with nine touchdowns.
- Joined Denver as a practice-squad signee on Nov. 15, 2017.
- Entered the NFL as a college free agent with the San Diego Chargers on May 2, 2015.

**CAREER TRANSACTIONS:** Signed by San Diego as a college free agent 5/2/15; Waived by San Diego 9/5/15; Claimed off waivers by Kansas City 9/6/15; Waived by Kansas City 9/3/16; Claimed off waivers by N.Y. Jets 9/4/16; Waived by N.Y. Jets 9/6/16; Signed by N.Y. Jets 4/6/17; Waived by N.Y. Jets 8/11/17; Signed by Denver (practice squad) 11/15/17; Signed by Denver to a future contract 1/2/18; Waived by Denver 9/1/18; Signed by Denver (practice squad) 9/2/18; Signed by Denver (active roster) 9/29/18.



**2018:** Parker appeared in all four of Denver's preseason games, making three catches for 45 yards (15.0 avg.) before being waived at roster cut downs... Spent the first three weeks of the season on the club's practice squad before being signed to the active roster on Sept. 29... Made his Broncos debut vs. K.C. (10/1)... Saw action on offense and special teams at NYJ (10/7), vs. LAR (10/14) and at Ari. (10/18)... Played special teams at K.C. (10/28)... Made one special-teams tackle vs. Hou. (11/4)... Played at LAC (11/18), vs. Pit. (11/25) and at Cin. (12/2)... Caught one pass for five yards at S.F. (12/9)... Made two catches for 18 yards (9.0 avg.) vs. Cle. (12/15).

**2017:** Parker spent portion of the season on Denver's practice squad after competing with the N.Y. Jets in training camp... Joined Denver as a practice squad signee on Nov. 15.

**2016:** Parker competed in training camp with Kansas City and the N.Y. Jets... Was not signed to a roster or practice squad following the preseason.

**2015:** Parker, who entered the NFL as a college free agent with the San Diego Chargers on May 2, was claimed off waivers by Kansas City following training camp... Appeared in nine games with the Chiefs during the regular season and also saw action in two playoff games... Recorded his first career catch for six yards at Den. (11/15).

**COLLEGE:** Parker started 21-of-42 games played at the University of Albany, totaling 74 catches for 1,006 yards (13.6 avg.) with nine touchdowns... Recorded 39 catches for 500 yards (12.8 avg.) with five touchdowns as a redshirt senior... Opened all 11 games played as a redshirt junior, finishing with 30 catches for 355 yards (11.8 avg.) with two scores... Saw action in 19 games between his redshirt freshman and sophomore season, catching five passes for 151 yards (30.2 avg.) with two touchdowns.

**PERSONAL:** Parker attended McQuaid Jesuit High School in Rochester, N.Y., where he was an All-Greater Rochester Second Team selection by *Democrat & Chronicle* as a senior... Finished his final prep season with 35 catches for 400 yards (11.4 avg.) with four touchdowns... Brian Parker was born on May 30, 1992, in Henrietta, N.Y.

### PARKER'S REGULAR SEASON RECORD

Year	Club	G	S	No.	RECEIVING			TD	TDr	SCORING				2pt	Pts.
					Yds.	Avg.	LG			TDp	TDf	TDs	TDt		
2015	Kansas City	9	0	1	6	6.0	6	0	0	0	0	0	0	0	0
2016	New York Jets	0	0	0	0	0.0	—	0	0	0	0	0	0	0	0
2017	Denver														
2018	Denver	11	0	3	23	7.7	11	0	0	0	0	0	0	0	0
<b>CAREER TOTALS</b>		<b>20</b>	<b>0</b>	<b>4</b>	<b>29</b>	<b>7.3</b>	<b>11</b>	<b>0</b>	<b>0</b>	<b>0</b>	<b>0</b>	<b>0</b>	<b>0</b>	<b>0</b>	<b>0</b>

**ADDITIONAL STATISTICS:** Miscellaneous tackles — 2018 (1), TOTAL (1). Special-teams tackles — 2018 (1), TOTAL (1).



PARKER'S POSTSEASON RECORD

Year	Club	RECEIVING						SCORING						
		G	S	No.	Yds.	Avg.	LG	TD	TD	TDr	TDp	TDrt	2pt	Pts.
2015	Kansas City	2	0	0	0	0.0	—	0	0	0	0	0	0	0
CAREER TOTALS		2	0	0	0	0.0	—	0	0	0	0	0	0	0

BRIAN PARKER'S 2018 GAME-BY-GAME

(Victories asterisked)

2018 DENVER (6-8)			RECEIVING					SCORING	
Date	Opponent	P/S	No.	Yds.	Avg.	LG	TD	2pt.	Pts.
SIGNED BY DENVER (ACTIVE ROSTER) SEPT. 29									
Oct 1	vs. Kansas City	P	0	0	—	—	0	0	0
Oct 7	at New York Jets	P	0	0	—	—	0	0	0
Oct 14	vs. L.A. Rams	P	0	0	—	—	0	0	0
Oct 18	at Arizona*	P	0	0	—	—	0	0	0
Oct 28	at Kansas City	P	0	0	—	—	0	0	0
Nov 4	vs. Houston	P	0	0	—	—	0	0	0
Nov 18	at L.A. Chargers*	P	0	0	—	—	0	0	0
Nov 25	vs. Pittsburgh*	P	0	0	—	—	0	0	0
Dec 2	at Cincinnati*	P	0	0	—	—	0	0	0
Dec 9	at San Francisco	P	1	5	5.0	5	0	0	0
Dec 15	vs. Cleveland	P	2	18	9.0	11	0	0	0
Season Totals		11/0	3	23	7.7	11	0	0	0



## WILL PARKS

34

### SAFETY


**6-1 • 194 • 3RD YR. • ARIZONA**
**BORN:** July 29, 1994, in Philadelphia

**HIGH SCHOOL:** Germantown High School, Philadelphia

**ACQUIRED:** Draft #6 (219th overall), 2016

**NFL YEAR:** 3rd • **YEAR WITH BRONCOS:** 3rd

**NFL GAMES PLAYED/STARTED:** 45/8

### PARKS AT A GLANCE:

- A third-year safety who appeared in 45 games (8 starts) during his first three seasons with Denver (2016-18), totaling 97 tackles (62 solo), two interceptions, 10 passes defended, one forced fumble and 11 special-teams stops.
- Recorded 47 tackles (32 solo), one interception and four passes defended in 2017.
- Started 31-of-53 games played for the University of Arizona, totaling 197 tackles (130 solo), one sack (7 yds.), four interceptions (102 yds.) and 24 passes defended.
- Attended Germantown High School in Philadelphia, where he was named a first-team All-Southeastern Pennsylvania selection as a cornerback his senior year.
- Selected by the Broncos in the sixth round (219th overall) of the 2016 NFL Draft.

**CAREER TRANSACTIONS:** Signed by Denver as a draft choice 5/12/16.


**2018:** Parks registered two tackles (1 solo) vs. Sea. (9/9)... Played vs. Oak. (9/16)... Tallied one tackle and one special-teams stop at Bal. (9/23)... Saw action on defense and special teams vs. K.C. (10/1) and at NYJ (10/7)... Contributed one solo tackle, one pass defended and one special-teams stop vs. LAR (10/14)... Posted four tackles (3 solo) at Ari. (10/18)... Notched three tackles (1 solo) while making his first start of the season at K.C. (10/28)... Recorded five tackles (2 solo) vs. Hou. (11/4)... Tallied four tackles (1 solo) at LAC (11/18)... Forced a fumble that led to a touchdown in addition to posting six tackles (3 solo) vs. Pit. (11/25)... Notched two solo tackles at Cin. (12/2)... Had one solo stop and one quarterback hit at S.F. (12/9)... Posted four tackles (3 solo) and one pass defended vs. Cle. (12/15).

**2017:** Parks played all 16 games (5 starts) and finished the season with 47 tackles (32 solo), one interception, four passes defended and four special-teams stops... Recorded five solo tackles and one special-teams stop vs. Oak. (10/1)... Posted five tackles (3 solo) and one pass defended vs. NYJ (12/10)... Led the team with seven tackles (4 solo) at Ind. (12/14)... Intercepted Kirk Cousins in the end zone at Was. (12/24).

**2016:** Selected by Denver in the sixth round (219th overall) of the 2016 NFL Draft, Parks appeared in all 16 games on defense and special teams... Finished with 17 tackles (12 solo), one interception, three passes defended and five special-teams stops... Made his NFL debut vs. Car. (9/8)... Intercepted his first career pass in addition to posting two solo tackles and one pass defended at Cin. (9/25)... Returned a blocked extra point for a defensive conversion—the game-winning two points—in addition to making two defensive tackles at N.O. (11/13).

**COLLEGE:** Parks started 31-of-53 games played for the University of Arizona, totaling 197 tackles (130 solo), one sack (7 yds.), four interceptions (102 yds.) and 24 passes defended... Opened all 13 games as a senior for the Wildcats and was named one of the teams' four captains... Tallied a team-best 76 tackles (53 solo), seven passes defended and two forced fumbles... Earned honorable mention All-Pacific-12 Conference honors... Started all 14 contests at the 'spur' position as a junior, totaling 81 tackles (52 solo), one sack (7 yds.), two interceptions (14 yds.), 10 passes defended and one fumble recovery.

**PERSONAL:** Parks played cornerback, receiver, running back and kick returner for Germantown High School in Philadelphia... Named to the All-Southeastern Pennsylvania First Team as a senior after making 27 tackles and four interceptions (119 yards)... Scored 13 touchdowns between his junior and senior year on offense... Also lettered in basketball and track and field... Chosen as a Broncos Community Ambassador Award winner in 2017 after leading the team 20 community visits, including local high school visits and various team initiatives... Will Parks was born on July 29, 1994, in Philadelphia.

### PARKS' REGULAR SEASON RECORD

Year	Club	G	S	UT	A	TT	S-Yds.	I-Yds.	PD	FF	FR	TD-Int.	TD-FR	S	Pts.
2016	Denver	16	0	12	5	17	0-0	1-1	3	0	0	0	0	0	0
2017	Denver	16	5	32	15	47	0-0	1-0	4	0	0	0	0	0	0
2018	Denver	14	3	18	15	33	0-0	0-0	3	1	0	0	0	0	0
<b>CAREER TOTALS</b>		<b>45</b>	<b>8</b>	<b>62</b>	<b>35</b>	<b>97</b>	<b>0-0</b>	<b>2-1</b>	<b>10</b>	<b>1</b>	<b>0</b>	<b>0</b>	<b>0</b>	<b>0</b>	<b>0</b>

**ADDITIONAL STATISTICS:** Special-teams tackles — 2016 (5), 2017 (4), 2018 (2), TOTAL (11). Special-teams FR — 2016 (1), TOTAL (1). Returned a blocked extra point for a defensive conversion at New Orleans, 11/13/16.

**WILL PARKS' 2018 GAME-BY-GAME**

*(Victories asterisked)*

2018 DENVER (6-8)			TACKLES								
Date	Opponent	P/S	UT	A	TT	S-Yds.	I-Yds.	PD	FF	FR	
Sep 9	vs. Seattle*	P	1	1	2	0-0	0-0	0	0	0	
Sep 16	vs. Oakland*	P	0	0	0	0-0	0-0	0	0	0	
Sep 23	at Baltimore	P	0	1	1	0-0	0-0	0	0	0	
Oct 1	vs. Kansas City	P	0	0	0	0-0	0-0	0	0	0	
Oct 7	at New York Jets	P	0	0	0	0-0	0-0	0	0	0	
Oct 14	vs. L.A. Rams	P	1	0	1	0-0	0-0	1	0	0	
Oct 18	at Arizona*	P	3	1	4	0-0	0-0	0	0	0	
Oct 28	at Kansas City	S	1	2	3	0-0	0-0	0	0	0	
Nov 4	vs. Houston	S	2	3	5	0-0	0-0	0	0	0	
Nov 18	at L.A. Chargers*	P	1	3	4	0-0	0-0	0	0	0	
Nov 25	vs. Pittsburgh*	P	3	3	6	0-0	0-0	1	0	0	
Dec 2	at Cincinnati*	P	2	0	2	0-0	0-0	0	0	0	
Dec 9	at San Francisco	P	1	0	1	0-0	0-0	0	0	0	
Dec 15	vs. Cleveland	S	3	1	4	0-0	0-0	1	0	0	
Season Totals			14/3	18	14	33	0-0	0-0	3	0	0



# TIM PATRICK

81

## WIDE RECEIVER

6-4 • 212 • 1ST YR. • UTAH

BORN: Nov. 23, 1993, in San Diego

HIGH SCHOOL: University City High School, San Diego

ACQUIRED: Practice Squad Signee, 2017

NFL YEAR: 1st • YEAR WITH BRONCOS: 1st

NFL GAMES PLAYED/STARTED: 14/2



### PATRICK AT A GLANCE:

- A first-year wide receiver from the University of Utah who has appeared in 14 games (2 starts) after spending part of his initial NFL season competing on Denver's practice squad.
- Appeared in 22 games (14 starts) during his three seasons at Utah (2014-16), finishing with 61 catches for 888 yards (14.6 avg.) with five touchdowns.
- Joined the Broncos as a practice squad signee on Nov. 15, 2017.
- Entered the NFL as a college free agent with Baltimore on May 4, 2017.

**CAREER TRANSACTIONS:** Signed by Baltimore as a college free agent 5/4/17; Waived by Baltimore 7/30/17; claimed off waivers by San Francisco 7/31/17; Waived by San Francisco 9/1/17; Signed by Denver (practice squad) 11/8/17; Waived by Denver 11/8/18; signed by Denver (practice squad) 11/15/17; Signed by Denver 1/2/18.



**2018:** Patrick contributed one special-teams tackle in his NFL debut vs. Sea. (9/9)... Caught his first NFL pass, a 26-yard reception that put Denver in position to kick a game-winning field goal with 0:06 remaining vs. Oak. (9/16)... Played at Bal. (9/23 and vs. K.C. (10/1)... Earned his first career start at NYJ (10/7), contributing one catch for six yards and one special-teams tackle... Notched two special-teams tackles vs. LAR (10/14) and at Ari. (10/18)... Scored on a 24-yard touchdown pass and rushed one time for 13 yards at K.C. (10/28)... Caught one pass for 17 yards vs. Hou. (11/4)... Saw action at LAC (11/18), vs. Pit. (11/25) and at Cin. (12/2)... Caught a career-best seven receptions for 85 yards (12.1 avg.) in addition to rushing one time for 11 yards at S.F. (12/9)... Led all receivers with 65 yards (5 rec., 13.0 avg.) vs. Cle. (12/15).

**2017:** Patrick, who entered the NFL as a college free agent with Baltimore on May 4, spent part of the season competing on Denver's practice squad... Participated in training camp with Baltimore and San Francisco.

**COLLEGE:** Patrick appeared in 22 games (14 starts) during his three seasons at Utah (2014-16), finishing with 61 catches for 888 yards (14.6 avg.) with five touchdowns... Missed 17 games with various injuries during his collegiate career... Made 45 catches for 711 yards (15.8 avg.) with five scores as a senior... Played his freshman season at Grossmont Community College in El Cajon, Calif., where he posted 53 receptions for 964 yards (18.2 avg.) with eight touchdowns.

**PERSONAL:** Patrick attended University City High School in San Diego, earning all-league honors as a senior after recording 27 catches for 578 yards (21.4 avg.) with six touchdowns... Tim Patrick was born on Nov. 23, 1993, in San Diego.

### PATRICK'S REGULAR SEASON RECORD

Year	Club	RECEIVING						SCORING					
		G	S	No.	Yds.	Avg.	LG	TD	TD	TDr	TDp	TDrt	2pt Pts.
2018	Denver	14	2	16	223	15.9	26	1	1	0	0	0	0 6
<b>CAREER TOTALS</b>		<b>14</b>	<b>2</b>	<b>16</b>	<b>223</b>	<b>15.9</b>	<b>26</b>	<b>1</b>	<b>1</b>	<b>0</b>	<b>0</b>	<b>0</b>	<b>0 6</b>

**ADDITIONAL STATISTICS:** Rushing — 2018 (2 rush for 24 yds., 12.0 avg., 13 LG, 0 TD), TOTAL (2 rush for 24 yds., 12.0 avg., 13 LG, 0 TD). Special-teams tackles — 2018 (7), TOTAL (7).

**TIM PATRICK'S 2018 SEASON GAME-BY-GAME**

*(Victories asterisked)*

2018 DENVER (6-8)			RECEIVING					SCORING	
Date	Opponent	P/S	No.	Yds.	Avg.	LG	TD	2pt.	Pts.
Sep 9	vs. Seattle*	P	0	0	—	—	0	0	0
Sep 16	vs. Oakland*	P	1	26	26.0	26	0	0	0
Sep 23	at Baltimore	P	0	0	—	—	0	0	0
Oct 1	vs. Kansas City	P	0	0	—	—	0	0	0
Oct 7	at New York Jets	S	1	6	6.0	6	0	0	0
Oct 14	vs. L.A. Rams	P	0	0	—	—	0	0	0
Oct 18	at Arizona*	P	0	0	—	—	0	0	0
Oct 28	at Kansas City	P	1	24	24.0	24t	1	0	6
Nov 4	vs. Houston	S	1	17	17.0	17	0	0	0
Nov 18	at L.A. Chargers*	P	0	0	—	—	0	0	0
Nov 25	vs. Pittsburgh*	P	0	0	—	—	0	0	0
Dec 2	at Cincinnati*	P	0	0	—	—	0	0	0
Dec 9	at San Francisco	P	7	85	12.1	11	0	0	0
Dec 15	vs. Cleveland	P	5	65	13.0	24	0	0	0
<b>Season Totals</b>		<b>14/2</b>	<b>16</b>	<b>223</b>	<b>15.9</b>	<b>26</b>	<b>1</b>	<b>0</b>	<b>6</b>



## DOMATA PEKO SR.

94

### NOSE TACKLE

**6-3 • 325 • 13TH Yr. • MICHIGAN STATE**

**BORN:** Nov. 27, 1984, Pago Pago, American Samoa

**HIGH SCHOOL:** Samoana High School, Pago Pago, American Samoa

**ACQUIRED:** Unrestricted Free Agent (Cincinnati), 2017

**NFL YEAR:** 13th • **YEAR WITH BRONCOS:** 2nd

**NFL GAMES PLAYED/STARTED:** 199/184 • **POSTSEASON GP/GS:** 6/5



### PEKO SR. AT A GLANCE:

- A 13th-year nose tackle who played 199 games (184 starts) and six postseason contests (5 starts) during his first 13 NFL seasons with Cincinnati (2006-16) and Denver (2017-18).
- Started all 14 games played in his first season with Denver in 2017, totaling 38 tackles (24 solo), one sack (5 yds.) and one fumble recovery.
- Recorded 524 tackles (266 solo), 18.5 sacks (108.5 yds.), 12 passes defended, two forced fumbles and four fumble recoveries during his first 11 years in the league with the Bengals.
- Played and started 123 consecutive regular-season games from the 2010 season-opener until Week 12 of the 2017 season before missing two games with a knee injury.
- Voted as a team captain by his teammates in Cincinnati in eight consecutive seasons (2009-16).
- Opened all 16 games for Cincinnati in 2016, totaling 37 tackles (17 solo), three passes defended and one fumble recovery.
- Produced his highest career sack total in 2015 (5-32), finishing his 10th professional season with 35 tackles (17 solo) and one pass defended.
- Saw action in 24 games (12 starts) at Michigan State University (2004-05) after beginning his collegiate career at College of the Canyons in Santa Clarita, Calif.
- Chosen as Cincinnati's Walter Payton Man of the Year nominee in 2013.
- Joined the Broncos as an unrestricted free agent (Cincinnati) on March 13, 2017.
- Selected by Cincinnati in the fourth round (123rd overall) of the 2006 NFL Draft.

**CAREER TRANSACTIONS:** Signed by Cincinnati as a draft choice 7/28/06; Signed by Denver as an unrestricted free agent 3/3/17.



**2018:** Peko assisted on a pair of tackles vs. Sea. (9/9)... Recorded five solo tackles vs. Oak. (9/16)... Assisted on one tackle at Bal. (9/23)... Credited with one solo tackle vs. K.C. (10/1)... Teammed with Derek Wolfe to sack Sam Darnold (4.5 yds.) and added three tackles (2 solo) at NYJ (10/7)... Tallied five tackles (4 solo) vs. LAR (10/14)... Assisted on one tackle at K.C. (10/28)... Started vs. Hou. (11/4), at LAC (11/18), vs. Pit. (11/25) and at Cin. (12/2)... Registered three tackles (2 solo) at S.F. (12/9)... Posted four tackles (1 solo) vs. Cle. (12/15).

**2017:** Peko opened all 14 games played in his first season with Denver, totaling 38 tackles (24 solo), one sack (5 yds.) and one fumble recovery... Started and made two solo tackles in his Broncos debut vs. LAC (9/11)... Recorded a season-high seven tackles (3 solo) vs. NYG (10/15)... Posted four solo stops and sacked Philip Rivers for five yards at LAC (10/22)... Registered two tackles (1 solo) and recovered one fumble at K.C. (10/30)... Led the team with six tackles (5 solo) vs. Cin. (11/19)... Posted six tackles (2 solo) before leaving with a knee injury at Oak. (11/26)... Had his NFL defensive lineman-leading 123 consecutive starts streak ended when he was inactive at Mia. (12/3).

**2016:** Peko opened all 16 games for the seventh consecutive season with Cincinnati, bringing his games played and started streak to 112 games... Selected as a defensive captain for the eighth consecutive season... Finished the regular-season with 37 tackles (17 solo), three pass defended and one fumble recovery.

**2015:** Peko contributed to Cincinnati winning their second AFC North Championship in three seasons and the team matching the franchise record with 12 wins... Produced his highest career sack total of his career (5-32), finishing his 10th professional season with 35 tackles (17 solo) and one pass defended... Tied a career-high with two sacks (11 yds.) vs. K.C. (10/4)... Saw action in Cincinnati's AFC Wild Card Game vs. Pit. (1/9).

**2014:** Peko opened all 16 contests and played a key role in Cincinnati making the postseason for the fourth consecutive season... Completed the season with 46 tackles (26 solo) and one sack... Started and made three tackles (1 solo) in Cincinnati's AFC Wild Card Game at Ind. (1/4).

**2013:** Peko helped Cincinnati win its second division title since 2009... Started all 16 games and finished with 50 tackles (52) for the fifth time in his career... Tallied his second-highest single-season sack total (3-16.5), recording at least a half sack in four games... Made four tackles (2 solo) in Cincinnati's AFC Wild



Card Game vs. S.D. (1/9).

**2012:** Peko opened all 16 games and one postseason contest... Finished the season with 53 tackles (23 solo), two sacks (14 yds.), three passes defended and one fumble recovery... Helped Cincinnati win 10 games and make the postseason for the second consecutive season... Started and made four tackles (3 solo) in the AFC Wild Card Game at Hou. (1/5).

**2011:** Peko started all 16 games and one postseason contest, finishing with the second-highest tackle total (66) of his career... Added 2.5 sacks (19 yds.), one forced fumble and one fumble recovery... Started and made four solo stops in Cincinnati's AFC Wild Card Game at Hou. (1/7).

**2010:** Peko started all 16 games for the third time in his career... Finished his fifth campaign with 42 tackles (24 solo), 0.5 sacks (4 yds.) and one pass defended.

**2009:** Peko started all 11 games played, helping Cincinnati reach the postseason for only the second time in 19 seasons... Chosen by his teammates as a defensive captain for the first time in his career... Finished the regular season with 23 tackles (12 solo) and one pass defended... Missed Games 12-16 with a knee injury, but returned to start and record four tackles (1 solo) in Cincinnati's AFC Wild Card Game vs. NYJ (1/9).

**2008:** Peko started all 16 games for the second consecutive season, tallying a career high 67 tackles (29 solo)... Added 0.5 sacks (0.5 yds.) and two passes defended while also being credited with six tackles for loss... Finished with five or more tackles in seven games.

**2007:** Peko opened all 16 games for the first time in his career, finishing with 52 tackles (36 solo), 1.5 sacks (3.5 yds.), one pass defended and one fumble recovery... Posted the highest single-game tackle total of his career (9) at S.F. (12/15).

**2006:** Selected by Cincinnati in the fourth round (123rd overall) of the 2006 NFL Draft, Peko appeared in all 16 games (1 start) as a rookie... Totaled 43 tackles (21 solo), 2.5 sacks (19 yds.) and one forced fumble... Made his NFL debut at K.C. (9/10)... Earned his first start vs. Bal. (11/30)... Notched two sacks (15 yds.) at Den. (12/24).

**COLLEGE:** Peko played at Michigan State from 2004-05 after spending the 2002-03 seasons at College of the Canyons (Santa Clarita, Calif.)... Posted 53 tackles as a senior in 2005 in addition to recording one sack, two fumble recoveries, one forced fumble and one blocked PAT... Finished with 14 tackles (11 solo) as a junior in 2004... Selected as a JUCO All-American by the California Community College Football Coaches Association... Earned first-team All-Western State Conference honors as a sophomore.

**PERSONAL:** Peko attended Samoana High School in Pago Pago, American Samoa, where he played both offensive and defensive line... Selected as Cincinnati's Walter Payton Man of the Year nominee in 2013... Started the Domata Peko Foundation, which donates more than \$150,000 annually to those in need... Cousin, Kyle, is a third-year nose tackle with the Broncos... Brother, Situpe, played guard with the Indianapolis Colts (2003-04)... Domata Peko (pronounced DOE-mah-tah PECK-o) was born on Nov. 27, 1984, in Pago Pago, American Samoa.

PEKO'S REGULAR SEASON RECORD

Year	Club	G	S	UT	A	TT	S-Yds.	I-Yds.	PD	FF	FR	TD-Int.	TD-FR	S	Pts.
2006	Cincinnati	16	1	21	22	43	2.5-19	0-0	0	1	0	0	0	0	0
2007	Cincinnati	16	16	36	16	52	1.5-3.5	0-0	1	0	1	0	0	0	0
2008	Cincinnati	16	16	29	38	67	0.5-0.5	0-0	2	0	0	0	0	0	0
2009	Cincinnati	11	11	12	11	23	0-0	0-0	1	0	0	0	0	0	0
2010	Cincinnati	16	16	24	18	42	0.5-4	0-0	1	0	0	0	0	0	0
2011	Cincinnati	16	16	34	32	66	2.5-19	0-0	0	1	1	0	0	0	0
2012	Cincinnati	16	16	23	30	53	2-14	0-0	3	0	1	0	0	0	0
2013	Cincinnati	16	16	24	28	52	3-16.5	0-0	0	0	0	0	0	0	0
2014	Cincinnati	16	16	26	20	46	1-0	0-0	0	0	0	0	0	0	0
2015	Cincinnati	16	16	17	18	35	5-32	0-0	1	0	0	0	0	0	0
2016	Cincinnati	16	16	17	20	37	0-0	0-0	3	0	1	0	0	0	0
2017	Denver	14	14	24	14	38	1-5	0-0	0	0	1	0	0	0	0
2018	Denver	14	14	16	10	26	0.5-4.5	0-0	0	0	0	0	0	0	0
CAREER TOTALS		199	184	303	277	580	20-118	0-0	12	2	5	0	0	0	0

PEKO'S POSTSEASON RECORD

Year	Club	G	S	UT	A	TT	S-Yds.	I-Yds.	PD	FF	FR	TD-Int.	TD-FR	S	Pts.
2009	Cincinnati	1	1	1	3	4	0-0	0-0	0	0	0	0	0	0	0
2011	Cincinnati	1	1	4	0	4	0-0	0-0	0	0	0	0	0	0	0
2012	Cincinnati	1	1	3	1	4	0-0	0-0	0	0	0	0	0	0	0
2013	Cincinnati	1	1	2	0	2	0-0	0-0	0	0	0	0	0	0	0
2014	Cincinnati	1	1	1	2	3	0-0	0-0	0	0	0	0	0	0	0
2015	Cincinnati	1	0	0	0	0	0-0	0-0	0	0	0	0	0	0	0
CAREER TOTALS		6	5	11	6	17	0-0	0-0	0	0	0	0	0	0	0

PEKO'S SINGLE-GAME HIGHS

(Postseason in parentheses)

**Tackles** — 9 at San Francisco, 12/15/07 (4, three times, last at Houston, 1/5/13). **Sacks** — 2, twice, last vs. Kansas City, 10/4/15 (none). **Sack Yards** — 15 at Denver, 12/24/06 (none).

**DOMATA PEKO'S 2018 GAME-BY-GAME**

*(Victories asterisked)*

2018 DENVER (6-8)			TACKLES							
Date	Opponent	P/S	UT	A	TT	S-Yds.	I-Yds.	PD	FF	FR
Sep 9	vs. Seattle*	S	0	2	2	0-0	0-0	0	0	0
Sep 16	vs. Oakland*	S	5	0	5	0-0	0-0	0	0	0
Sep 23	at Baltimore	S	0	1	1	0-0	0-0	0	0	0
Oct 1	vs. Kansas City	S	1	0	1	0-0	0-0	0	0	0
Oct 7	at New York Jets	S	2	1	3	0.5-4.5	0-0	0	0	0
Oct 14	vs. L.A. Rams	S	4	1	5	0-0	0-0	0	0	0
Oct 18	at Arizona*	S	1	0	1	0-0	0-0	0	0	0
Oct 28	at Kansas City	S	0	1	1	0-0	0-0	0	0	0
Nov 4	vs. Houston	S	0	0	0	0-0	0-0	0	0	0
Nov 18	at L.A. Chargers	S	0	0	0	0-0	0-0	0	0	0
Nov 25	vs. Pittsburgh*	S	0	0	0	0-0	0-0	0	0	0
Dec 2	at Cincinnati*	S	0	0	0	0-0	0-0	0	0	0
Dec 9	at San Francisco	S	2	1	3	0-0	0-0	0	0	0
Dec 15	vs. Cleveland	S	1	3	4	0-0	0-0	0	0	0
Season Totals		13/13	14	9	23	0.5-4.5	0-0	0	0	0

**SHANE RAY****56****OUTSIDE LINEBACKER****6-3 • 245 • 4TH YR. • MISSOURI****BORN:** May 18, 1993, in Shawnee Mission, Kan.**HIGH SCHOOL:** Bishop Miege High School, Roeland Park, Kan.**ACQUIRED:** Draft #1 (23rd overall), 2015**NFL YEAR:** 4th • **YEAR WITH BRONCOS:** 4th**NFL GAMES PLAYED/STARTED:** 49/15 • **POSTSEASON GP/GS:** 3/0**RAY AT A GLANCE:**

- A fourth-year outside linebacker who appeared in 49 regular-season games (15 starts) and three postseason contests during his first four seasons with Denver.
- Totaled 94 tackles (64 solo), 14 sacks (85.5 yds.), two forced fumbles and two fumble recoveries during his first four campaigns with the Broncos.
- Battled through a wrist injury to play eight games (7 starts) with Denver in 2017, finishing the season with 16 tackles (10 solo) and one sack (8 yds.).
- Ranked second on the team with eight sacks (43.5 yds.) in addition to posting 48 tackles (33 solo), one forced fumble and two fumble recoveries in 2016.
- Recorded 20 tackles (15 solo), four sacks (28 yds.) and one pass defended during his initial season with the team in 2015.
- Started 14-of-40 games played at the University of Missouri in three seasons, totaling 120 tackles (82 solo) and 19 sacks (131 yds.).
- Received unanimous Southeastern Conference Defensive Player of the Year honors following his junior season in 2014 after leading the league in sacks (14.5) and tackles for loss (22.5) in addition to recording 65 tackles (47 solo) and three forced fumbles.
- Ranked third nationally in both sacks (14.5) and tackles for a loss (22.5) as a 2014 consensus first-team All-American.
- Selected by the Broncos in the first round (23rd overall) of the 2015 NFL Draft.

**CAREER TRANSACTIONS:** Signed by Denver as a draft choice 6/1/15.

**2018:** Ray notched one solo tackle vs. Sea. (9/9)... Assisted on one tackle vs. Oak. (9/16)... Strip-sacked Joe Flacco (6 yds.) at Bal. (9/23)... Assisted on one tackle vs. K.C. (10/1)... Notched two tackles (1 solo) and one pass defended that led to an interception at NYJ (10/7)... Posted one solo tackle vs. LAR (10/14)... Was inactive with a foot injury at Ari. (10/18) and at K.C. (10/28)... Returned from injury and tallied one solo tackle vs. Hou. (11/4)... Played at LAC (11/18)... Assisted on one tackle vs. Pit. (11/25)... Played at Cin. (12/2)... Notched one solo tackle at S.F. (12/9)... Was inactive vs. Cle. (12/15).

**2017:** Ray appeared in eight games (7 starts), posting 16 tackles (10 solo) and one sack (8.0 avg.)... Spent the first six games and the final two contests of the season on injured reserve with a wrist injury sustained in training camp... Made his season debut at K.C. (10/30) and finished with three tackles (1 solo)... Recorded two solo tackles and sacked Andy Dalton (8 yds.) vs. Cin. (11/19).

**2016:** Ray ranked second on the team with eight sacks (43.5 yds.) in addition to posting 48 tackles (33 solo), one forced fumble and two fumble recoveries... Recovered a fourth-quarter fumble and returned it 15 yards for his first career touchdown vs. Ind. (9/18)... Posted three sacks (12 yds.) in addition to making six tackles (3 solo) in his first NFL start at Cin. (9/25)... Became the first player since 2002 (John Henderson, Jac.) to have three sacks in his first career start... Recorded a career-best seven tackles (6 solo) vs. Atl. (10/9).

**2015:** Selected by the Broncos in the first round (23rd overall) of the 2015 NFL Draft, Ray posted 20 tackles (15 solo) and four sacks (28 yds.) in 14 regular-season games during his rookie campaign... Saw action in all three of Denver's postseason contests, making two solo tackles and forcing one fumble... Recorded his first career sack (8 yds.) vs. Min. (10/4)... Played at Cle. (10/18) before leaving with a knee injury and was inactive the next two games... Made his postseason debut in Denver's AFC Divisional Playoff Game vs. Pit. (1/17)... Posted a pair of solo tackles and forced one fumble in Denver's Super Bowl 50 victory vs. Car. (2/7).

**COLLEGE:** Ray started 14-of-40 games played in three seasons at the University of Missouri, totaling 120 tackles (82 solo) and 19 sacks (131 yds.)... Started all 14 games as a senior and was named the 2014 Southeastern Conference Defensive Player of the Year after leading the conference in sacks (14.5-94) and tackles for loss (22.5-122) while adding 65 tackles (47 solo) and three forced fumbles... Earned consensus first-team All-American honors after ranking third in the nation in sacks (14.5) and tackles for loss (22.5)... Selected as finalist for the Hendricks Award (nation's top defensive end) and as a semifinalist for the Lombardi

(top linemen) and Bednarik (top defensive player) awards after breaking Missouri's single-season sack record... Chosen as the SEC Defensive Player of the Week on four occasions... Appeared in all 14 games as a redshirt sophomore, registering 39 tackles (27 solo), 4.5 sacks (37 yds.) and one fumble recovery.

**PERSONAL:** Ray played defensive end at Bishop Miege High School in Roeland Park, Kan., earning first-team all-state honors as a senior and leading his team to a state title as a junior... Compiled 231 tackles, 48 tackles for loss, 25.5 sacks and seven forced fumbles in his junior and senior campaigns... Majored in agriculture at Missouri... His father, Wendell, played football at Missouri and was selected by Minnesota in the fifth round of the 1981 NFL Draft... Shane Ray was born on May 18, 1993, in Shawnee Mission, Kan.

RAY'S REGULAR SEASON RECORD

Year	Club	G	S	UT	A	TT	S-Yds.	I-Yds.	PD	FF	FR	TD-Int.	TD-FR	S	Pts.
2015	Denver	14	0	15	5	20	4-28	0-0	1	0	0	0	0	0	0
2016	Denver	16	8	33	15	48	8-43.5	0-0	0	1	2	0	1	0	6
2017	Denver	8	7	10	6	16	1-8	0-0	0	0	0	0	0	0	0
2018	Denver	11	0	6	4	10	1-6	0-0	1	1	0	0	0	0	0
<b>CAREER TOTALS</b>		<b>49</b>	<b>15</b>	<b>64</b>	<b>30</b>	<b>94</b>	<b>14-85.5</b>	<b>0-0</b>	<b>2</b>	<b>2</b>	<b>2</b>	<b>0</b>	<b>1</b>	<b>0</b>	<b>6</b>

RAY'S POSTSEASON RECORD

Year	Club	G	S	UT	A	TT	S-Yds.	I-Yds.	PD	FF	FR	TD-Int.	TD-FR	S	Pts.
2015	Denver	3	0	2	0	2	0-0	0-0	0	1	0	0	0	0	0
<b>CAREER TOTALS</b>		<b>3</b>	<b>0</b>	<b>2</b>	<b>0</b>	<b>2</b>	<b>0-0</b>	<b>0-0</b>	<b>0</b>	<b>1</b>	<b>0</b>	<b>0</b>	<b>0</b>	<b>0</b>	<b>0</b>

RAY'S SINGLE-GAME HIGHS

(Postseason in parentheses)

**Tackles** — 7 vs. Atlanta, 10/9/16 (2 vs. Carolina, 2/7/16). **Sacks** — 3 at Cincinnati, 9/25/16 (none). **Sack yards** — 12 at Cincinnati, 9/25/16 (none). **Forced fumbles** — 1 vs. Baltimore, 9/23/18 (1 vs. Carolina, 2/7/16). **Fumble recoveries** — 1, twice, last at Jacksonville, 12/4/16 (none). **Fumble return yards** — 15t vs. Indianapolis, 9/18/16 (none).

RAY'S SACKS BY QUARTERBACK (14)

Quarterback	Sacks	Quarterback	Sacks
Andy Dalton	4.0	Teddy Bridgewater	1.0
Phillip Rivers	1.5	Alex Smith	1.0
Derek Carr	1.0	Tom Brady	1.0
Marcus Mariota	1.0	Joe Flacco	1.0
Ben Roethlisberger	1.0	Matt Ryan	0.5
Connor Cook	1.0		

SHANE RAY'S 2018 GAME-BY-GAME

(Victories asterisked)

2018 DENVER (6-8)		TACKLES									
Date	Opponent	P/S	UT	A	TT	S-Yds.	I-Yds.	PD	FF	FR	
Sep 9	vs. Seattle*	P	1	0	1	0-0	0-0	0	0	0	
Sep 16	vs. Oakland*	P	0	1	1	0-0	0-0	0	0	0	
Sep 23	at Baltimore	P	1	0	1	1-6	0-0	0	1	0	
Oct 1	vs. Kansas City	P	0	1	1	0-0	0-0	0	0	0	
Oct 7	at New York Jets	P	1	1	2	0-0	0-0	1	0	0	
Oct 14	vs. L.A. Rams	P	1	0	1	0-0	0-0	0	0	0	
Oct 18	at Arizona*					INACTIVE					
Oct 28	at Kansas City					INACTIVE					
Nov 4	vs. Houston	P	1	0	1	0-0	0-0	0	0	0	
Nov 18	at L.A. Chargers*	P	0	0	0	0-0	0-0	0	0	0	
Nov 25	vs. Pittsburgh*	P	0	1	1	0-0	0-0	0	0	0	
Dec 2	at Cincinnati*	P	0	0	0	0-0	0-0	0	0	0	
Dec 9	at San Francisco	P	1	0	1	0-0	0-0	0	0	0	
Dec 15	vs. Cleveland					INACTIVE					
<b>Season Totals</b>			<b>11/0</b>	<b>6</b>	<b>4</b>	<b>10</b>	<b>1-6</b>	<b>0-0</b>	<b>1</b>	<b>1</b>	<b>0</b>



## BRADLEY ROBY

29

### CORNERBACK

5-11 • 194 • 5TH YR. • OHIO STATE

BORN: May 1, 1992, in Fort Worth, Texas

HIGH SCHOOL: Peachtree Ridge High School, Suwanee, Ga.

ACQUIRED: Draft #1 (31st overall), 2014

NFL YEAR: 5th • YEAR WITH BRONCOS: 5th

NFL GAMES PLAYED/STARTED: 77/27 • POSTSEASON GP/GS: 4/0



### ROBY AT A GLANCE:

- A fifth-year cornerback who played all 77 possible regular-season games (27 starts) and four postseason contests during his first four NFL seasons with the Broncos.
- Totaled 227 tackles (202 solo), seven interceptions (121 yds.), three sacks (3 yds.), 60 passes defended, seven forced fumbles, four fumble recoveries and three defensive scores (2 INT, 1 FR) during his career.
- Set a career high with 17 passes defended in 2017 in addition to finishing the season with 42 tackles (35 solo), one sack, one interception, one forced fumble and one fumble recovery.
- Tallied 39 tackles (34 solo), two interceptions returned for touchdowns (102 yds.), eight passes defended and one forced fumble with Denver in 2016.
- Recorded 40 tackles (34 solo), 10 passes defended, one interception, one forced fumble and one fumble recovery returned for a touchdown in 2015.
- Tied for the second-most passes defended (13) and tackles (64) among rookie cornerbacks in 2014.
- Started all 37 games played during his career at Ohio State University, totaling eight interceptions and 44 passes defended.
- Contributed five touchdowns during his collegiate career, including two interception returns, two blocked punt returns and one fumble return.
- Selected by the Broncos in the first round (31st overall) of the 2014 NFL Draft.

**CAREER TRANSACTIONS:** Signed by Denver as a draft choice 6/10/14.



**2018:** Roby posted two solo tackles vs. Sea. (9/9)... Totaled five solo tackles vs. Oak. (9/16)... Registered two solo tackles at Bal. (9/23)... Recorded three solo tackles and one pass defended vs. K.C. (10/1)... Notched one pass defended at NYJ (10/7)... Tallied one solo tackle and one pass defended vs. LAR (10/14)... Intercepted Josh Rosen, added a career-best four passes defended and made two solo tackle at Ari. (10/18)... Posted six tackles (5 solo) at K.C. (10/28)... Was inactive vs. Hou. (11/4)... Tallied three tackles (2 solo) and two passes defended before suffering a concussion at LAC (11/18)... Registered six solo tackles, one forced fumble and one pass defended vs. Pit. (11/25)... Totaled three tackles (1 solo) and one pass defended at Cin. (12/2)... Recorded four solo tackle and one forced fumble at S.F. (12/9)... Registered five tackles (4 solo) and one pass defended vs. Cle. (12/15).

**2017:** Roby started 4-of-16 games and finished the season with a career-best 17 passes defended in addition to posting 42 tackles (25 solo), one sack, one interception, one forced fumble and one fumble recovery... Recorded five tackles (3 solo), one interception and two passes defended vs. LAC (9/11)... Posted three solo tackles and two passes defended at LAC (10/22)... Forced and recovered a fumble in addition to recording four tackles (3 solo) and three passes defended at Mia. (12/3)... Sacked Jacoby Brissett at Ind. (12/14).

**2016:** Roby played all 16 games (4 starts), returning a pair of interceptions for touchdowns (102 yds.) and finishing with 39 tackles (34 solo), eight passes defended and one forced fumble... Intercepted Philip Rivers and returned it 49 yards for a touchdown vs. S.D. (10/30)... Matched his career high with nine tackles (8 solo) and added one sack at Oak. (11/6)... Intercepted Blake Bortles and returned it 51 yards for a touchdown at Jac. (12/4)... Became just the ninth Bronco with multiple interceptions returned for a touchdown in a single season.

**2015:** Roby notched 40 tackles (34 solo), one interception (19 yds.), 10 passes defended, one forced fumble and one fumble returned for a touchdown in 16 regular-season games... Totaled five solo tackles, three passes defended and one forced fumble in three postseason contests... Returned a fumble 21 yards for a touchdown with 0:27 remaining in the fourth quarter for the game-winning score at K.C. (9/17)... Intercepted Lions QB Matthew Stafford (19 yds.) at Det. (9/27)... Recorded five solo tackles, one pass defended and one forced fumble vs. Min. (10/4)... Totaled three solo tackles and forced a fumble that led to Denver's game-winning drive in Denver's AFC Divisional Playoff Game vs. Pit. (1/17)... Intercepted Patriots QB Tom Brady on a two-point conversion attempt with 0:13 seconds left in the game to seal Denver's victory in the AFC Championship Game vs. N.E. (1/24)... Posted two solo tackles and three passes defended in Denver's Super Bowl 50 victory vs. Car. (2/7).

**2014:** Selected in the first round (31st overall) of the 2014 NFL Draft, Roby played 16 regular-season games

(2 starts) and totaled 64 tackles (62 solo), one sack (3 yds.), two interceptions, 13 passes defended, two forced fumbles and two fumble recoveries... Tied for the second-most passes defended (13) and tackles (64) among rookie cornerbacks in 2014... Made his Broncos debut in the season opener vs. Ind. (9/7) and finished with seven solo tackles, three passes defended and a fumble recovery... Recorded his first career sack (3 yds.) at NYJ (10/12)... Picked off quarterback Tom Brady at N.E. (11/2) for his first career interception... Tallied four solo tackles and one pass defended in his first career start vs. Mia. (11/23)... Totaled a career-high nine solo tackles and one forced fumble vs. Buf. (12/7)... Picked off quarterback Andrew Luck in the second quarter of Denver's AFC Divisional Playoff Game vs. Ind. (1/11), joining safety Quinton Carter (2011) as the only rookies in team history with a postseason pick.

**COLLEGE:** Roby started all 37 games played during his career at Ohio State University, totaling eight interceptions (two returned for touchdowns) and 44 passes defended... Returned two blocked punts for touchdowns and one recovered fumble for a touchdown as a Buckeye... Named a first-team All-Big Ten Conference selection for his 2013 campaign in which he totaled 69 tackles (54 solo), three interceptions (120 yds.) and 16 passes defended... Opened all 12 games in 2012 for the undefeated Buckeyes and was named a second-team All-America selection in addition to a first-team all-conference pick... Led the nation and tied a school record with 19 passes defended while being tabbed as a Jim Thorpe Award semifinalist... Finished his 2012 season as the only player in the country to score touchdowns three different ways (INT, FR, BP)... Started all 13 games as a redshirt freshman in 2011 and earned the Buckeyes' First Year Defensive Player Award after tying for the team lead with three interceptions (57 yds.).

**PERSONAL:** Roby played cornerback, wide receiver and kick returner at Peachtree Ridge High School in Suwanee, Ga., where he was a four-time scholar athlete... Received All-Gwinnett County accolades following his senior year in 2009 after leading his team to the state quarterfinals... Majored in communications at Ohio State... The son of Betty and James, Bradley Roby was born on May 1, 1992, in Fort Worth, Texas.

ROBY'S REGULAR SEASON RECORD

Year	Club	G	S	UT	A	TT	S-Yds.	I-Yds.	PD	FF	FR	TD-Int.	TD-FR	S	Pts.
2014	Denver	16	2	62	2	64	1-3	2-0	13	2	2	0	0	0	0
2015	Denver	16	4	34	6	40	0-0	1-19	10	1	1	0	1	0	6
2016	Denver	16	4	34	5	39	1-0	2-103	8	1	0	2	0	0	12
2017	Denver	16	4	35	7	42	1-0	1-0	17	1	1	0	0	0	0
2018	Denver	13	13	37	5	42	0-0	1-0	12	2	0	0	0	0	0
<b>CAREER TOTALS</b>		<b>77</b>	<b>27</b>	<b>202</b>	<b>25</b>	<b>227</b>	<b>3-3</b>	<b>7-121</b>	<b>60</b>	<b>7</b>	<b>4</b>	<b>2</b>	<b>1</b>	<b>0</b>	<b>18</b>

ROBY'S POSTSEASON RECORD

Year	Club	G	S	UT	A	TT	S-Yds.	I-Yds.	PD	FF	FR	TD-Int.	TD-FR	S	Pts.
2014	Denver	1	0	2	0	2	0-0	1-2	1	0	0	0	0	0	0
2015	Denver	3	0	5	0	5	0-0	0-0	3	1	0	0	0	0	0
<b>CAREER TOTALS</b>		<b>4</b>	<b>0</b>	<b>7</b>	<b>0</b>	<b>7</b>	<b>0-0</b>	<b>1-2</b>	<b>4</b>	<b>1</b>	<b>0</b>	<b>0</b>	<b>0</b>	<b>0</b>	<b>0</b>

ROBY'S SINGLE-GAME HIGHS

(Postseason in parentheses)

**Tackles** — 9, twice, last at Oakland, 11/6/16 (3 vs. Pittsburgh, 1/17/16). **Interceptions** — 1, seven times, last at Arizona, 10/18/18 (1 vs. Indianapolis, 1/11/15). **Interception return yards** — 51t, twice, last at Jacksonville, 12/4/16 (2 vs. Indianapolis, 1/11/15). **Passes defended** — 4 at Arizona, 10/18/18 (3 vs. Carolina, 2/7/16). **Sacks** — 1, three times, last at Indianapolis, 12/14/17 (none). **Sack yards** — 3 at N.Y. Jets, 10/12/14 (none). **Forced fumbles** — 1, 5 times, last at Miami, 12/3/17 (1 vs. Pittsburgh, 1/17/16). **Fumble recoveries** — 1, four times, last at Miami, 12/3/17 (none). **Fumble return yards** — 21t at Kansas City, 9/17/15 (none).

BRADLEY ROBY'S 2018 GAME-BY-GAME

(Victories asterisked)

2018 DENVER (6-8)		TACKLES													
Date	Opponent	P/S	UT	A	TT	S-Yds.	I-Yds.	PD	FF	FR					
Sep 9	vs. Seattle*	S	2	0	2	0-0	0-0	0	0	0					
Sep 16	vs. Oakland*	S	5	0	5	0-0	0-0	0	0	0					
Sep 23	at Baltimore	S	2	0	2	0-0	0-0	0	0	0					
Oct 1	vs. Kansas City	S	3	0	3	0-0	0-0	1	0	0					
Oct 7	at New York Jets	S	0	0	0	0-0	0-0	1	0	0					
Oct 14	vs. L.A. Rams	S	1	0	1	0-0	0-0	1	0	0					
Oct 18	at Arizona*	S	2	0	2	0-0	1-0	4	0	0					
Oct 28	at Kansas City	S	5	1	6	0-0	0-0	0	0	0					
Nov 4	vs. Houston					INACTIVE									
Nov 18	at L.A. Chargers*	S	2	1	3	0-0	0-0	2	0	0					
Nov 25	vs. Pittsburgh*	S	6	0	6	0-0	0-0	1	1	0					
Dec 2	at Cincinnati*	S	1	2	3	0-0	0-0	1	0	0					
Dec 9	at San Francisco	S	4	0	4	0-0	0-0	0	1	0					
Dec 15	vs. Cleveland	S	4	1	5	0-0	0-0	1	0	0					
<b>Season Totals</b>			<b>13/13</b>	<b>37</b>	<b>5</b>	<b>42</b>	<b>0-0</b>	<b>1-0</b>	<b>12</b>	<b>2</b>	<b>0</b>				





## JUSTIN SIMMONS

31

### SAFETY



**6-2 • 202 • 3RD YR. • BOSTON COLLEGE**

**BORN:** Nov. 19, 1993, in Manassas, Va.

**HIGH SCHOOL:** Martin County High School, Stuart, Fla.

**ACQUIRED:** Draft #3 (98th overall), 2016

**NFL YEAR:** 3rd • **YEAR WITH BRONCOS:** 3rd

**NFL GAMES PLAYED/STARTED:** 40/30

### SIMMONS AT A GLANCE:

- A third-year safety who played 40 games (30 starts) in his first three seasons with Denver, posting 177 tackles (134 solo), two sacks (15 yds.), seven interceptions (156 yds.), 13 passes defended, two blocked field goals, one blocked extra point and 12 special-teams stops.
- Started all 13 games played during his second NFL season in 2017, totaling 63 tackles (46 solo), one sack (6 yds.), two interceptions (65 yds., TD) and five passes defended.
- Named AFC Special Teams Player of the Week (Week 10, 2016) after blocking an extra point that led to the game-winning defensive two-point conversion at New Orleans (11/3/16).
- Opened 32-of-50 games at Boston College, posting 229 tackles (165 solo), eight interceptions (50 yds.), 22 passes defended, four forced fumbles, four fumble recoveries and one sack (15 yds.).
- Attended Martin County High School in Stuart, Fla., earning All-Area Defensive Player of the Year honors in addition to being named second-team All-Florida.
- Selected by the Broncos in the third round (98th overall) of the 2016 NFL Draft.

**CAREER TRANSACTIONS:** Signed by Denver as a draft choice 5/13/16.



**2018:** Simmons intercepted Russell Wilson in addition to posting four tackles (3 solo) and one pass defended vs. Sea. (9/9)... Led the team with nine tackles (8 solo) vs. Oak. (9/16)... Blocked a field goal and made five solo tackle at Bal. (9/23)... Paced the team with eight tackles (7 solo) vs. K.C. (10/1)... Led the team with seven tackles (4 solo) at NYJ (10/7)... Tallied four tackles (3 solo) vs. LAR (10/14)... Posted seven tackles (6 solo) at Ari. (10/18)... Intercepted Patrick Mahomes in addition to posting five tackles (4 solo) and one pass defended... Registered one solo tackle vs. Hou. (11/4)... Tied for the team lead with 10 tackles (5 solo) and added one pass defended at LAC (11/18)... Blocked one field goal and posted eight tackles (6 solo) vs. Pit. (11/25)... Intercepted Jeff Driskel (8 yds.) in addition to making nine tackles (7 solo) at Cin. (12/2)... Recorded six tackles (5 solo) at S.F. (12/9)... Led the team with seven tackles (4 solo) vs. Cle. (12/15).

**2017:** Simmons opened all 13 games played before suffering a season-ending ankle injury in Week 14... Finished with 63 tackles (46 solo), one sack (6 yds.), two interceptions (65 yds., TD) and five passes defended... Recorded six tackles apiece vs. LAC (9/11) and vs. Dal. (9/17)... Intercepted EJ Manuel to seal Denver's victory vs. Oak (10/1)... Led the team with 11 tackles (all solo) and posted two passes defended vs. NYG (10/15)... Tallied two solo tackles and four special-teams stops at Phi. (11/5)... Tied for the team lead with 10 tackles (6 solo) and sacked Tom Brady (6 yds.) vs. N.E. (11/12)... Intercepted Jay Cutler and returned it 65 yards for a touchdown in addition to finishing with five tackles (3 solo) and two special-teams stops at Mia. (12/3).

**2016:** Selected by the Broncos in the third round (98th overall) of the 2016 NFL Draft, Simmons played 13 games (3 starts) and recorded 24 tackles (20 solo), one sack (9 yds.), two interceptions (83 yds.), four passes defended, one blocked extra point and five special-teams stops... Posted one solo tackle in his NFL debut vs. Car. (9/8)... Blocked an extra point with 1:22 remaining at N.O. (11/13) that was returned for the game-winning defensive two-point conversion to earn AFC Special Teams Player of the Week recognition... Made his first career start and finished with two tackles (1 solo) vs. N.E. (12/18).

**COLLEGE:** Simmons opened 32-of-50 games at Boston College, racking up 229 tackles (165 solo), eight interceptions (50 yds.), 22 passes defended, four forced fumbles, four fumble recoveries and one sack (15 yds.)... Started all 12 games at safety for the nation's top-ranked defense (254.3 ypg.) as a senior... Finished with 67 tackles (49 solo), five interceptions (28 yds.), seven passes defended, two forced fumbles and three fumble recoveries, earning All-Atlantic Coast Conference second-team honors... Opened all 13 games in his junior campaign, starting the first seven contests at safety before moving to cornerback for the final six games... Led the team with 76 tackles (63 solo) and added two interceptions (20 yds.), seven passes defended and one sack (15 yds.)... Saw action in all 13 games as a sophomore, recording 34 tackles (22 solo), three passes defended and one fumble recovery... Appeared in all 12 games as a true-freshman, starting six contests at safety and one at cornerback.

**PERSONAL:** Simmons attended Martin County High School in Stuart, Fla., where he earned All-Area Defensive Player of the Year honors from *Scripps Treasure Coast Newspapers*... majored in communications at Boston

College and was presented with the Jay McGillis Memorial Scholarship... Chosen as a Broncos Community Ambassador Award winner in 2017 after making 16 community visiting, highlighted by his work with children from the Boys & Girls Clubs of Metro Dener... Justin Simmons was born on Nov. 19, 1993, in Manassas, Va.

### SIMMONS' REGULAR SEASON RECORD

Year	Club	G	S	UT	A	TT	S-Yds.	I-Yds.	PD	FF	FR	TD-Int.	TD-FR	S	Pts.
2016	Denver	13	3	20	4	24	1-9	2-83	4	0	0	0	0	0	0
2017	Denver	13	13	46	17	63	1-6	2-65	5	0	0	1	0	0	0
2018	Denver	14	14	68	22	90	0-0	3-8	4	0	0	0	0	0	0
<b>CAREER TOTALS</b>		<b>40</b>	<b>30</b>	<b>164</b>	<b>43</b>	<b>177</b>	<b>2-15</b>	<b>7-156</b>	<b>12</b>	<b>0</b>	<b>0</b>	<b>1</b>	<b>0</b>	<b>0</b>	<b>0</b>

**ADDITIONAL STATISTICS:** Special-teams tackles — 2016 (6), 2017 (6), TOTAL (12). Blocked an extra point at New Orleans, 11/13/16. Blocked a field goal at Baltimore, 9/23/18. Blocked a field goal vs. Pittsburgh, 11/25/18.

### SIMMONS' SINGLE-GAME HIGHS

*(Postseason in parentheses)*

**Tackles** — 11 vs. New York Giants, 10/15/17 (none). **Interceptions** — 1, seven times, last at Cincinnati, 12/2/18 (none). **Interception return yards** — 65t at Miami, 12/3/17 (none). **Passes Defensed** — 2, three times, last vs. New York Giants, 10/15/17 (none). **Special-teams tackles** — 4 at Philadelphia, 11/5/17 (none).

### SIMMONS AMONG LEAGUE LEADERS IN BLOCKED KICKS

MOST BLOCKED FGs/PATs, NFL, SINCE 2016			
Player	BFG	BXP	Total
1. Margus Hunt, Ind.	1	3	4
2. Justin Simmons, Den.	2	1	3
Denico Autry, Ind.	0	3	3
Vincent Taylor, Mia.	3	0	3

### JUSTIN SIMMONS' 2018 GAME-BY-GAME

*(Victories asterisked)*

2018 DENVER (6-8)		TACKLES													
Date	Opponent	P/S	UT	A	TT	S-Yds.	I-Yds.	PD	FF	FR					
Sep 9	vs. Seattle*	S	3	1	4	0-0	1-0	1	0	0					
Sep 16	vs. Oakland*	S	7	2	9	0-0	0-0	0	0	0					
Sep 23	at Baltimore	S	5	0	5	0-0	0-0	0	0	0					
Oct 1	vs. Kansas City	S	7	1	8	0-0	0-0	0	0	0					
Oct 7	at New York Jets	S	4	3	7	0-0	0-0	0	0	0					
Oct 14	vs. L.A.Rams	S	3	1	4	0-0	0-0	0	0	0					
Oct 18	at Arizona*	S	6	1	7	0-0	0-0	0	0	0					
Oct 28	at Kansas City	S	4	1	5	0-0	1-0	1	0	0					
Nov 4	vs. Houston	S	1	0	1	0-0	0-0	0	0	0					
Nov 18	at L.A. Chargers*	S	5	5	10	0-0	0-0	1	0	0					
Nov 25	vs. Pittsburgh*	S	7	2	9	0-0	0-0	0	0	0					
Dec 2	at Cincinnati*	S	7	2	9	0-0	1-8	1	0	0					
Dec 9	at San Francisco	S	5	1	6	0-0	0-0	0	0	0					
Dec 15	vs. Cleveland	S	4	3	7	0-0	0-0	0	0	0					
<b>Season Totals</b>			<b>14/14</b>	<b>68</b>	<b>22</b>	<b>90</b>	<b>0-0</b>	<b>3-8</b>	<b>4</b>	<b>0</b>	<b>0</b>				



## DARIAN STEWART

26

**SAFETY**



**5-11 • 214 • 9TH YR. • SOUTH CAROLINA**

**BORN:** Aug. 4, 1988, in Hunstville, Ala.

**HIGH SCHOOL:** Lee High School, Hunstville, Ala.

**ACQUIRED:** Unrestricted Free Agent (Baltimore), 2015

**NFL YEAR:** 9th • **YEAR WITH BRONCOS:** 4th

**NFL GAMES PLAYED/STARTED:** 128/89 • **POSTSEASON GP/GS:** 5/5

### STEWART AT A GLANCE:

- A ninth-year safety who appeared in 128 career regular-season games (89 starts) and made five postseason starts during his first eight NFL seasons with St. Louis (2010-13), Baltimore (2014) and Denver (2015-18).
- Totaled 442 tackles (330 solo), 11 interceptions (99 yds.), 4.5 sacks (34 yds.), 45 passes defended, six forced fumbles, six fumble recoveries, 24 special-teams stops and one blocked punt during his first nine NFL campaigns.
- Recorded 63 tackles (52 solo), three interceptions (33 yds.) and five passes defended for the Broncos in 2017.
- Selected to his first career Pro Bowl in 2016 after posting 68 tackles (55 solo), three interceptions (36 yds.), six passes defended, one forced fumble and one fumble recovery.
- Started 13-of-15 regular-season games played for Denver in 2015, posting 59 tackles (46 solo), one interception, 10 passes defended, one forced fumble and two fumble recoveries.
- Saw action in all 16 games (14 starts) for the first time in his career with Baltimore in 2014, finishing fourth on the Ravens with 53 tackles (37 solo) and adding four passes defended, one forced fumble and one blocked punt.
- Competed in the first two postseason games of his career for Baltimore in 2014 and recorded three tackles, one interception, one fumble recovery and two passes defended.
- Played in 50 games (36 starts) at the University of South Carolina, totaling 197 tackles, two interceptions, 22 passes defended, four forced fumbles and four fumble recoveries.
- Joined the Broncos as an unrestricted free agent (Baltimore) on March 12, 2015.
- Entered the NFL with St. Louis as a college free agent on April 26, 2010.

**CAREER TRANSACTIONS:** Signed by St. Louis as a college free agent 4/26/10; Signed by Baltimore as an unrestricted free agent 3/23/14; Signed by Denver as an unrestricted free agent 3/12/15.



### 26<sup>s</sup> TROPHY CASE

**Pro Bowls (1)** ..... 2016

**2018:** Stewart contributed three tackles and 0.5 sacks (3 yds.) vs. Sea. (9/9)... Posted one solo tackle vs. Oak. (9/16)... Led the team with nine tackles (6 solo) at Bal. (9/23)... Registered three solo tackles vs. K.C. (10/1)... Contributed three tackles (2 solo) at NYJ (10/7)... Intercepted Jared Goff (3 yds.) and led the team with nine tackles (8 solo) vs. LAR (10/14)... Notched one solo tackle before leaving with a neck injury at Ari. (10/18)... Was inactive at K.C. (10/28) and vs. Hou. (11/4)... Tied for the team lead with 10 tackles (9 solo) and added one pass defended at LAC (11/18)... Tallied three tackles (1 solo) and recovered one fumble vs. Pit. (11/25)... Registered three solo tackles at Cin. (12/2)... Intercepted Nick Mullens and added four solo tackles at S.F. (12/9)... Posted four tackles (2 solo) vs. Cle. (12/15).

**2017:** Stewart started 15-of-16 regular-season games, recording 63 tackles (52 solo), three interceptions (33 yds.) and five passes defended... Notched seven tackles (6 solo) at Buf. (9/24)... Led the team with seven tackles (5 solo) vs. Oak. (10/1)... Posted one interception, two passes defended and two solo stops at K.C. (10/30)... Intercepted Josh McCown (24 yds.) vs. NYJ (12/10)... Intercepted Patrick Mahomes (9 yds.) vs. K.C. (12/31).

**2016:** Stewart was selected to his first career Pro Bowl after tying for the team lead with three interceptions (36 yds.) while adding 68 tackles (55 solo), six passes defended, one forced fumble and one fumble recovery... Intercepted Saints quarterback Drew Brees twice (11 yds.) and returned a fumble 28 yards at N.O. (11/13)... Became the first Bronco since Deltha O'Neal (vs. K.C., 10/7/01) to record at least three turnovers in a single game... Registered seven tackles (3 solo) and one forced fumble vs. N.E. (12/18).

**2015:** Stewart started 13-of-15 regular-season games played in 2015, posting 59 tackles (46 solo), one interception, 10 passes defended, one forced fumble and two fumble recoveries... Totaled 10 tackles (7 solo), one sack (8 yds.), one interception (8 yds.), one forced fumble and three passes defended in three postseason starts... Intercepted Ravens QB Joe Flacco in the end zone with 0:28 seconds left in the fourth quarter to seal Denver's season-opening victory vs. Bal. (9/13)... Matched his career high with three passes defended and added four solo tackles vs. N.E. (11/29)... Posted five tackles (4 solo) and one special-teams stop in Denver's

AFC Divisional Playoff Game vs. Pit. (1/17)... Intercepted Patriots QB Tom Brady and added three tackles (1 solo) in Denver's AFC Championship Game vs. N.E. (1/24)... Recorded three solo tackles, one sack (8 yds.), two passes defended and one forced fumble in Denver's Super Bowl 50 victory vs. Car. (2/7).

**2014:** Stewart saw action in all 16 games (14 starts) for the first time in his career with Baltimore in 2014, producing 53 tackles (37 solo), four passes defended, one forced fumble and one blocked punt... Started the first two playoff games of his career and tallied three tackles (3 solo), two passes defended, one interception and one forced fumble... Made a season-high nine tackles in his Ravens debut vs. Cin. (9/7)... Blocked a punt that was returned 11 yards for a touchdown vs. Jac. (12/14)... Started and recorded one solo tackle, one interception, two passes defended and one fumble recovery in Baltimore's AFC Wild Card Playoff Game at Pit. (1/3).

**2013:** Stewart appeared in 13 games (6 starts) for the Rams, collecting 36 tackles (30 solo), five passes defended, one forced fumble, one fumble recovery and three special-teams stops... Notched a season-best nine tackles (8 solo) and posted two passes defended vs. N.O. (12/15).

**2012:** Stewart played 12 games for St. Louis and registered six solo tackles, one pass defended and six special-teams stops... Recorded three solo tackles each at Buf. (12/9) and vs. Ari. (10/4).

**2011:** Stewart appeared in 15 games (13 starts) for the Rams and recorded 91 tackles, three sacks (23 yds.), one interception, 10 passes defended, two forced fumbles and seven special-teams stops... Led the Rams in passes defended (10) and ranked third on the team in tackles (91)... Posted a career-high 12 tackles (7 solo) to go along with one sack (8 yds.) and one special-teams stop vs. Sea. (11/20)... Returned his first career interception 27 yards for a touchdown vs. N.O. (10/30).

**2010:** Stewart, who entered the NFL with St. Louis as a college free agent, played 13 games as a rookie and recorded 11 tackles (8 solo) to go along with one sack (8 yds.), one pass defended and four special-teams stops.

**COLLEGE:** Stewart played 50 games (36 starts) for the University of South Carolina, compiling 197 tackles, two interceptions, 22 passes defended, four forced fumbles and four fumble recoveries... Started all 13 games his senior season and was selected to play the East-West Shrine Game.

**PERSONAL:** Stewart played running back and free safety at Lee High School in Huntsville, Ala., where he was selected at the *Huntsville Times'* Super All-Metro Most Valuable Player as a senior... Excelled on the basketball court as a point guard, lettering four times and being named City MVP in 2004... Darian Stewart was born on Aug. 4, 1988, in Huntsville, Ala.

#### STEWART'S REGULAR SEASON RECORD

Year	Club	G	S	UT	A	TT	S-Yds.	I-Yds.	PD	FF	FR	TD-Int.	TD-FR	S	Pts.
2010	St. Louis	13	0	8	3	11	1-8	0	2	0	1	0	0	0	0
2011	St. Louis	15	13	55	36	91	3-23	1-27	11	2	0	1	0	0	6
2012	St. Louis	12	0	6	0	6	0-0	0	0	0	0	0	0	0	0
2013	St. Louis	13	6	30	6	36	0-0	0	5	1	1	0	0	0	0
2014	Baltimore	16	14	37	16	53	0-0	1-0	3	1	0	0	0	0	0
2015	Denver	15	13	46	13	59	0-0	1-0	10	1	2	0	0	0	0
2016	Denver	16	16	55	13	68	0-0	3-36	6	1	1	0	0	0	0
2017	Denver	16	15	52	11	63	0-0	3-36	5	0	0	0	0	0	0
2018	Denver	12	12	40	13	53	1-4.5	2-3	3	0	1	0	0	0	0
<b>CAREER TOTALS</b>		<b>128</b>	<b>89</b>	<b>330</b>	<b>113</b>	<b>442</b>	<b>5-35.5</b>	<b>11-99</b>	<b>45</b>	<b>6</b>	<b>5</b>	<b>1</b>	<b>0</b>	<b>0</b>	<b>6</b>
<b>BRONCOS TOTALS</b>		<b>59</b>	<b>56</b>	<b>193</b>	<b>51</b>	<b>243</b>	<b>0-0</b>	<b>9-72</b>	<b>24</b>	<b>2</b>	<b>3</b>	<b>0</b>	<b>0</b>	<b>0</b>	<b>0</b>

**ADDITIONAL STATISTICS:** Special-teams tackles — 2010 (4), 2011 (7), 2012 (6), 2013 (3), 2015 (4), TOTAL (24). Blocked a punt that was returned by Baltimore's Kamar Aiken for a TD vs. Jacksonville (12/14/14).

#### STEWART'S POSTSEASON RECORD

Year	Club	G	S	UT	A	TT	S-Yds.	I-Yds.	PD	FF	FR	TD-Int.	TD-FR	S	Pts.
2014	Baltimore	2	2	3	0	3	0-0	1-0	2	0	1	0	0	0	0
2015	Denver	3	3	8	3	11	1-8	1-8	3	1	0	0	0	0	0
<b>CAREER TOTALS</b>		<b>5</b>	<b>5</b>	<b>11</b>	<b>3</b>	<b>14</b>	<b>1-8</b>	<b>2-8</b>	<b>3</b>	<b>1</b>	<b>1</b>	<b>0</b>	<b>0</b>	<b>0</b>	<b>0</b>

**ADDITIONAL STATISTICS:** Special-teams tackles — 2015 (1), TOTAL (1).

#### STEWART'S SINGLE GAME HIGHS

(Postseason in parentheses)

**Tackles** — 12 vs. Seattle, 11/20/11 (5 vs. Pittsburgh, 1/17/15). **Interceptions** — 2 at New Orleans, 11/13/16 (1, twice, last vs. New England, 1/16/16). **Interception return yards** — 27 vs. New Orleans, 10/30/11 (8 vs. New England, 1/24/16). **Passes Defended** — 3, three times, last vs. New England, 11/29/15 (2, twice, last vs. Carolina, 2/7/16). **Fumble recoveries** — 1, eight times, last vs. Pittsburgh, 11/25/18 (1 at Pittsburgh, 1/3/15). **Fumble return yards** — 28 at New Orleans, 11/13/16 (0 at Pittsburgh, 1/3/15).

## DARIAN STEWART'S 2018 GAME-BY-GAME

(Victories asterisked)

2018 DENVER (6-8)		TACKLES								
Date	Opponent	P/S	UT	A	TT	S-Yds.	I-Yds.	PD	FF	FR
Sep 9	vs. Seattle*	S	0	3	3	0-5-3	0-0	0	0	0
Sep 16	vs. Oakland*	S	1	0	1	0-0	0-0	0	0	0
Sep 23	at Baltimore	S	6	3	9	0-0	0-0	0	0	0
Oct 1	vs. Kansas City	S	3	0	3	0-0	0-0	0	0	0
Oct 7	at New York Jets	S	2	1	3	0-0	0-0	0	0	0
Oct 14	vs. L.A. Rams	S	8	1	9	0.5-1.5	1-3	1	0	0
Oct 18	at Arizona*	S	1	0	1	0-0	0-0	0	0	0
Oct 28	at Kansas City					INACTIVE				
Nov 4	vs. Houston					INACTIVE				
Nov 18	at L.A. Chargers*	S	9	1	10	0-0	0-0	1	0	0
Nov 25	vs. Pittsburgh*	S	1	2	3	0-0	0-0	0	0	1
Dec 2	at Cincinnati*	S	3	0	3	0-0	0-0	0	0	0
Dec 9	at San Francisco	S	4	0	4	0-0	1-0	1	0	0
Dec 15	vs. Cleveland	S	2	2	4	0-0	0-0	0	0	0
<b>Season Totals</b>		<b>12/12</b>	<b>40</b>	<b>13</b>	<b>53</b>	<b>1-4.5</b>	<b>2-3</b>	<b>3</b>	<b>0</b>	<b>1</b>



# COURTLAND SUTTON

14

WIDE RECEIVER



6-4 • 216 • R • SOUTHERN METHODIST

BORN: Oct. 10, 1995, in Brenham, Texas

HIGH SCHOOL: Brenham (Texas) High School

ACQUIRED: Draft #2 (40th overall), 2018

NFL YEAR: 1st • YEAR WITH BRONCOS: 1st

NFL GAMES PLAYED/STARTED: 14/7

## SUTTON AT A GLANCE:

- A rookie wide receiver from Southern Methodist University who played 14 games (7 starts) with Denver in 2018, catching 35 passes for 614 yards (17.5 avg.) with three touchdowns.
- Started 37-of-39 games played at SMU, catching 195 passes for 3,220 yards (16.5 avg.) with 31 touchdowns.
- Ended his collegiate career ranked second in school history in touchdowns (31), third in receiving yards (3,220) and sixth in receptions (195).
- Named to the *Associated Press*' All-American Second Team and to the All-American Athletic Conference's First Team as a redshirt junior in 2017, finishing with 68 catches for 1,085 yards (16.0 avg.) with 12 touchdowns.
- Selected by the Broncos in the second round (40th overall) of the 2018 NFL Draft.

**CAREER TRANSACTIONS:** Signed by Denver as a draft choice 5/11/18.



**2018:** Selected by Denver in the second round (40th overall) of the 2018 NFL Draft, Sutton caught two passes for 45 yards (22.5 avg.) in his NFL debut vs. Sea. (9/9)... Made one catch for nine yards vs. Oak. (9/16)... Caught two passes for 37 yards (18.5 avg.) and made one special-teams tackle at Bal. (9/23)... Caught three passes for 51 yards (17.0 avg.) vs. K.C. (10/1)... Scored his first career touchdown on an 8-yard pass and added one more catch for 10 yards at NYJ (10/7)... Caught three passes for 58 yards (19.3 avg.) vs. LAR (10/14)... Caught a 28-yard touchdown pass from WR Emmanuel Sanders at Ari. (10/18)... Posted three catches for 78 yards (26.0 avg.) at K.C. (10/28)... Made three catches for 57 yards (19.0 avg.) vs. Hou. (11/4)... Registered three catches for 78 yards (26.0 avg.) at LAC (11/18)... Caught one pas for 14 yards vs. Pit. (11/25)... Recorded career highs in receptions (4) and receiving yards (85) while scoring on a 3.9-yard touchdown reception at Cin. (12/2)... Caught two passes for 14 yards (7.0 avg.) and rushed once at S.F. (12/9)... Caught five passes for 42 yards (8.4 avg.) vs. Cle. (12/15).

**COLLEGE:** Started 37-of-39 games played at SMU catching 195 passes for 3,220 yards (16.5 avg.) with 31 touchdowns... Ended his collegiate career ranked second in school history in touchdowns (31), third in receiving yards (3,220) and sixth in receptions (195)... Started all 13 games played and was named to the *Associated Press*' All-American Second Team and to the All-American Athletic Conference's First Team as a redshirt junior... Opened all 12 games played as a redshirt sophomore and became the first SMU receiver to garner first-team all-conference honors in five seasons... Led the team in receptions (76), receiving yards (1,246) and receiving touchdowns (10)... Started all 12 games as a redshirt freshman, finishing the season with 49 catches for 862 yards (17.6 avg.) with nine touchdowns... Completed two passes for 75 yards (37.5 avg.)... Set the SMU freshman record for receiving yards with 862... Appeared in two games in 2014 and made two catches for 27 yards (13.5 avg.) before being granted a medical redshirt.

**PERSONAL:** Sutton attended Brenham (Texas) High School, where he was named all-district as a tight end and safety as a high school senior... Helped his team to a 14-2 record and an appearance in the 4A State Championship Game... Averaged 15.2 points per game in basketball as a senior... Courtland Sutton was born on Oct. 10, 1995, in Brenham, Texas.

## SUTTON'S REGULAR SEASON RECORD

Year	Club	RECEIVING						SCORING				
		G	S	No.	Yds.	Avg.	LG	TD	TDr	Tdp	Tdrt	2pt Pts.
2018	Denver	14	7	35	614	17.5	42	3	3	0	3	0
<b>CAREER TOTALS</b>		<b>14</b>	<b>7</b>	<b>35</b>	<b>614</b>	<b>17.5</b>	<b>42</b>	<b>3</b>	<b>3</b>	<b>0</b>	<b>3</b>	<b>0</b>

**ADDITIONAL STATISTICS:** Special-teams tackles — 2018 (1), TOTAL (1). Rushing — 2018 (1 for -1 yards, -1.0 avg., -1 LG, 0 TD), TOTAL (1 for -1 yards, -1.0 avg., -1 LG, 0 TD).



## SUTTON'S SINGLE GAME HIGHS

*(Postseason in parentheses)*

**Receptions** — 5 vs. Cleveland, 12/15/18 (none). **Receiving yards** — 85 at Cincinnati, 12/2/18 (none). **Longest reception** — 42, twice, last at Kansas City Chiefs, 10/28/18 (none). **Receiving touchdowns** — 1, three times, last at Cincinnati, 12/2/18 (none).

## COURTLAND SUTTON'S 2018 GAME-BY-GAME

*(Victories asterisked)*

2018 DENVER (6-8)			RECEIVING					SCORING	
Date	Opponent	P/S	No.	Yds.	Avg.	LG	TD	2pt.	Pts.
Sep 9	vs. Seattle*	P	2	45	22.5	25	0	0	0
Sep 16	vs. Oakland*	P	1	9	9.0	9	0	0	0
Sep 23	at Baltimore	P	2	37	18.5	21	0	0	0
Oct 1	vs. Kansas City	P	3	51	17.0	42	0	0	0
Oct 7	at New York Jets	S	2	18	9.0	10	1	0	6
Oct 14	vs. L.A.Rams	P	3	58	19.3	41	0	0	0
Oct 18	at Arizona*	P	1	28	28.0	28t	1	0	6
Oct 28	at Kansas City	P	3	78	26.0	42	0	0	0
Nov 4	vs. Houston	S	3	57	19.0	22	0	0	0
Nov 18	at L.A. Chargers*	S	3	78	26.0	39	0	0	0
Nov 25	vs. Pittsburgh*	S	1	14	14.0	14	0	0	0
Dec 2	at Cincinnati*	S	4	85	21.3	30t	1	0	6
Dec 9	at San Francisco	S	2	14	7.0	10	0	0	0
Dec 15	vs. Cleveland	S	5	42	8.4	13	0	0	0
Season Totals		14/7	35	614	17.5	42	3	0	18

**JAMAR TAYLOR****39****CORNERBACK****5-11 • 192 • 6TH YR. • BOISE STATE****BORN:** Sept. 29, 1990, in San Diego**HIGH SCHOOL:** Helix High School, La Mesa, Calif.**ACQUIRED:** Free Agent, 2018**NFL YEAR:** 6th • **YEAR WITH BRONCOS:** 1st**NFL GAMES PLAYED/STARTED:** 76/41 • **POSTSEASON GP/GS:** 0/0**TAYLOR AT A GLANCE:**

- A sixth-year cornerback who appeared in 76 career regular-season games (41 starts) with Denver (2018), Arizona (2018), Cleveland (2016-17) and Miami (2013-15).
- Recorded 214 tackles (173 solo), 0.5 sacks (3.5 yds.), three interceptions (43 yds.), 28 passes defended, one forced fumble and one fumble recovery during his career.
- Played the first 10 games (3 starts) of the 2018 season with Arizona, recording 17 tackles (15 solo) and one pass defended.
- Opened 29-of-31 games played for the Browns from 2015-16 and posted 119 tackles (94 solo), 0.5 sacks, three interceptions and 23 passes defended.
- Appeared in 49 games (20 starts) at Boise State University from 2008-2012, totaling 132 tackles (91 solo) seven interceptions (154 yds.), six forced fumbles and five sacks.
- Joined the Broncos as a free agent on December 4, 2018.
- Selected by the Dolphins in the second round (54th overall) of the 2013 NFL Draft.

**CAREER TRANSACTIONS:** Signed by Miami as a draft choice 11/20/13; Traded to Cleveland 4/30/16; Traded to Arizona 5/18/18; Waived by Arizona 11/20/18; Signed by Denver 12/4/18.



**2018:** Taylor played the first 10 games (3 starts) of the 2018 season with Arizona, recording 17 tackles (15 solo) and one pass defended... Was waived by Arizona on Nov. 20 before being signed by Denver on Dec. 4... Forced one fumble and had one solo tackle in his Broncos debut at S.F. (12/9)... Played vs. Cle. (12/15).

**2017:** Taylor recorded career highs in games played (16), starts (15) and tackles (62) while adding 10 passes defended and a forced fumble during his second season Cleveland... Was one of seven NFL players with at least 60 tackles, 10 passes defended, a forced fumble and a half-sack... Recorded a career-high nine tackles (eight solo), including two for a loss at Bal. (9/17)... Collected at least one pass defended in five consecutive games (Weeks 4-8), including two apiece vs. NYJ (10/8) and vs. Min. (10/29)... Tallied four tackles, one pass defended and his first-career forced fumble vs. Jax. (11/19).

**2016:** Taylor played in 15 games (14 starts) with Cleveland, totaling 57 tackles in addition to a career-high three interceptions (43.) and 13 passes defended... Intercepted Ryan Tannehill at Mia. (9/25)... Recorded a season-high seven tackles and intercepted Kirk Cousins (29 yds.) at Was. (10/2)... Had a career-high four passes defended and three tackles vs. NYJ (10/30)... Defended three passes and tallied an interception vs. SD (12/24).

**2015:** Taylor opened six-of-12 games played with Miami and recorded 48 tackles, four passes defended and a fumble recovery... Made a career-high nine tackles and defended a pass at Was. (9/13).

**2014:** Taylor played 12 games (three starts) in his second season in Miami, totaling 29 tackles and two special teams stops... Made his first career start and totaled a season-high seven tackles vs. Buf. (11/13)... Had six tackles before leaving the game with a shoulder injury at Den. (11/23).

**2013:** Selected by Miami in the second round (54th overall) of the 2013 NFL Draft, Taylor played nine games and posted one tackle and two special teams tackles as a rookie... Made his NFL debut and recorded one tackle at N.O. (9/30).

**COLLEGE:** Taylor played 48 games (20 starts) at Boise State University, recording 132 tackles (91 solo), 18 passes defended, seven interceptions, six forced fumbles and five sacks... Earned first-team All-Mountain West honors as a senior in 2012 after totaling 51 tackles, nine passes defended, four interceptions, three interceptions and 2.5 sacks... Started nine games, missing four with a stress fracture in his leg, as a junior in 2011... Opened all 12 games and totaled 35 tackles, three forced fumbles and two sacks as a redshirt sophomore in 2010... Redshirted the 2009 campaign due to a knee injury... Played all 14 games (one start) a true freshman.

**PERSONAL:** Taylor attended Helix High School in La Mesa, Calif., where he totaled 155 tackles, 19 passes defended, nine interceptions, four forced fumbles and four fumble recoveries... Also starred in basketball and ran track... Jamar Taylor was born on Sept. 29, 1990, in San Diego.

### TAYLOR'S REGULAR SEASON RECORD

Year	Club	G	S	UT	A	TT	S-Yds.	I-Yds.	PD	FF	FR	TD-Int.	TD-FR	S	Pts.
2013	Miami	9	0	1	0	1	0-0	0-0	0	0	0	0	0	0	0
2014	Miami	12	3	28	1	29	0-0	0-0	0	0	0	0	0	0	0
2015	Miami	12	6	35	13	48	0-0	0-0	4	0	1	0	0	0	0
2016	Cleveland	15	14	46	11	57	0-0	3-43	13	0	0	0	0	0	0
2017	Cleveland	16	15	48	14	62	0.5-3.5	0-0	10	1	0	0	0	0	0
2018	Ari. / Den.	12	3	16	2	18	0-0	0-0	2	0	0	0	0	0	0
<b>CAREER TOTALS</b>		<b>76</b>	<b>41</b>	<b>174</b>	<b>41</b>	<b>215</b>	<b>0.5-3.5</b>	<b>3-43</b>	<b>29</b>	<b>1</b>	<b>1</b>	<b>0</b>	<b>0</b>	<b>0</b>	<b>0</b>

**ADDITIONAL STATISTICS:** *Special-teams tackles* — 2013 (2), 2014 (2), **TOTAL** (4).

### TAYLOR'S SINGLE GAME HIGHS

**Tackles** — 9, twice, last at Baltimore, 9/17/17. **Interceptions** — 1, three times, last vs. San Diego, 12/24/16. **Interception return yards** — 29 at Washington, 10/02/16. **Passes defended** — 4 vs. New York Jets, 10/30/16. **Sacks** — 0.5 at Chicago, 12/24/17. **Sack yards** — 3.5 at Chicago, 12/24/17. **Forced fumbles** — 1 vs. Jacksonville, 11/19/17. **Fumble recoveries** — 1 at Tennessee, 10/18/15.

### JAMAR TAYLOR'S 2018 GAME-BY-GAME

(Victories asterisked)

2018 ARI (4-10) / DEN (6-8)			TACKLES								
Date	Opponent	P/S	UT	A	TT	S-Yds.	I-Yds.	PD	FF	FR	
Sep 9	vs. Washington	S	3	0	3	0-0	0-0	0	0	0	
Sep 16	at Los Angeles Rams	S	5	0	5	0-0	0-0	0	0	0	
Sep 23	vs. Chicago	S	4	0	4	0-0	0-0	0	0	0	
Sep 30	vs. Seattle	P	1	0	1	0-0	0-0	0	0	0	
Oct 7	at San Francisco*	P	0	0	0	0-0	0-0	0	0	0	
Oct 14	at Minnesota	P	0	0	0	0-0	0-0	1	0	0	
Oct 18	vs. Denver	P	0	0	0	0-0	0-0	0	0	0	
Oct 28	vs. San Francisco*	P	2	0	2	0-0	0-0	0	0	0	
Nov 11	at Kansas City	P	0	0	0	0-0	0-0	0	0	0	
Nov 18	vs. Oakland	P	0	2	2	0-0	0-0	0	0	0	
WAIVED BY ARIZONA ON NOV. 20 / SIGNED BY DENVER ON DEC. 4											
Dec 9	at San Francisco	P	1	0	1	0-0	0-0	0	1	0	
Dec 15	vs. Cleveland	P	0	0	0	0-0	0-0	0	0	0	
Season Totals		12/3	16	2	18	0-0	0-0	1	1	0	



## DYMONTE THOMAS

35

SAFETY



6-2 • 199 • 2ND YR. • MICHIGAN

BORN: Nov. 30, 1993, in Alliance, Ohio

HIGH SCHOOL: Marlinton High School, Alliance, Ohio

ACQUIRED: College Free Agent, 2017

NFL YEAR: 2nd • YEAR WITH BRONCOS: 2nd

NFL GAMES PLAYED/STARTED: 13/0

### THOMAS AT A GLANCE:

- A second-year safety who played 13 games with Denver (2017-18) in addition to competing on the team's practice squad in 2017.
- Appeared in 47 games (21 starts) at the University of Michigan, registering 128 tackles (81 solo), one interception (4 yds.), 18 passes defended, one forced fumble and one fumble recovery.
- Entered the NFL as a college free agent with Denver on May 12, 2017.

**CAREER TRANSACTIONS:** Signed by Denver as a college free agent 5/12/17; Waived by Denver 9/2/17; Signed by Denver (practice squad) 9/3/17; Signed by Denver (active roster) 12/14/17.



**2018:** Thomas saw action on special teams vs. Sea. (9/9)... Made one special-teams tackles vs. Oak. (9/16)... Was inactive due to injury at Bal. (9/23)... Played on special teams vs. K.C. (10/1)... Notched a pair of special-teams tackles at NYJ (10/7)... Played on special teams before leaving with a chest injury vs. LAR (10/14)... Was inactive at Ari. (10/18)... Sacked Patrick Mahomes (9 yds.) and assisted on one tackle at K.C. (10/28)... Saw action on special teams vs. Hou. (11/4)... Was inactive at LAC (11/18) and vs. Pit. (11/25)... Recovered a special-teams fumble and made one special-teams stop at Cin. (12/2)... Contributed one solo tackle and one special-teams stop at S.F. (12/9)... Intercepted Baker Mayfield in addition to contributing two tackles (1 solo) and one special-teams stop vs. Cle. (12/15).

**2017:** Thomas, who entered the NFL with Denver as a college free agent on May 12, played three games and made seven tackles (3 solo)... Spent the first 13 games of the season on Denver's practice squad before being promoted to the active roster on Dec. 14... Made his NFL debut on defense and special teams at Ind. (12/14)... Saw significant playing time vs. K.C. (12/31), tying for the team lead with five tackles (3 solo) in addition to recording one special-teams stop.

**COLLEGE:** Thomas appeared in 47 games (21 starts) at Michigan, registering 128 tackles (81 solo), one interception (4 yds.), 18 passes defended, one forced fumble and one fumble recovery... Started all 13 games as a senior, posting 70 tackles (40 solo), one interception (4 yds.), 11 passes defended and one fumble recovery... Played 10 games (4 starts) in 2015, tallying 24 tackles (17 solo) and seven passes defended.

**PERSONAL:** Thomas attended Marlinton High School in Alliance, Ohio, where he registered 70 tackles, one interception and one fumble recovery in addition to rushing for 1,270 yards and 18 touchdowns on 175 carries as a senior... Contributed 102 tackles and one interception on defense and rushed for 875 yards and 13 touchdowns on offense as a junior... Dymonte (dih-MON-tay) Thomas was born on Nov. 30, 1993, in Alliance, Ohio.

### THOMAS' REGULAR SEASON RECORD

Year	Club	G	S	UT	A	TT	S-Yds.	I-Yds.	PD	FF	FR	TD-Int.	TD-FR	S	Pts.
2017	Denver	3	0	3	4	7	0-0	0-0	0	0	0	0	0	0	0
2018	Denver	10	0	3	2	5	1-6	1-0	1	0	0	0	0	0	0
<b>CAREER TOTALS</b>		<b>13</b>	<b>0</b>	<b>6</b>	<b>6</b>	<b>12</b>	<b>1-6</b>	<b>1-0</b>	<b>1</b>	<b>0</b>	<b>0</b>	<b>0</b>	<b>0</b>	<b>0</b>	<b>0</b>

**ADDITIONAL STATISTICS:** Special-teams tackles — 2017 (1), 2018 (5), TOTAL (6). Special-teams FR — 2018 (1), TOTAL (1).

**DYMONTE THOMAS' 2018 GAME-BY-GAME**

*(Victories asterisked)*

2018 DENVER (6-8)		TACKLES								
Date	Opponent	P/S	UT	A	TT	S-Yds.	I-Yds.	PD	FF	FR
Sep 9	vs. Seattle*	P	0	0	0	0-0	0-0	0	0	0
Sep 16	vs. Oakland*	P	0	0	0	0-0	0-0	0	0	0
Sep 23	at Baltimore					INACTIVE				
Oct 1	vs. Kansas City	P	0	0	0	0-0	0-0	0	0	0
Oct 7	at New York Jets	P	0	0	0	0-0	0-0	0	0	0
Oct 14	vs. L.A. Rams	P	0	0	0	0-0	0-0	0	0	0
Oct 18	at Arizona*					INACTIVE				
Oct 28	at Kansas City	P	1	1	2	1-6	0-0	0	0	0
Nov 4	vs. Houston	P	0	0	0	0-0	0-0	0	0	0
Nov 18	at L.A. Chargers*					INACTIVE				
Nov 25	vs. Pittsburgh*					INACTIVE				
Dec 2	at Cincinnati*	P	0	0	0	0-0	0-0	0	0	0
Dec 9	at San Francisco	P	1	0	1	0-0	0-0	0	0	0
Dec 15	vs. Cleveland	P	1	1	2	0-0	1-0	1	0	0
<b>Season Totals</b>			<b>9/0</b>	<b>3</b>	<b>2</b>	<b>5</b>	<b>1-6</b>	<b>1-0</b>	<b>1</b>	<b>0</b>



## BILLY TURNER

77

GUARD / TACKLE

6-5 • 310 • 5TH YR. • NORTH DAKOTA STATE

BORN: Oct. 17, 1991, in Shoreview, Minn.

HIGH SCHOOL: Mounds View High School, Arden Hills, Minn.

ACQUIRED: Waivers (Baltimore), 2016

NFL YEAR: 5th • YEAR WITH BRONCOS: 3rd

NFL GAMES PLAYED/STARTED: 38/23



### TURNER AT A GLANCE:

- A fifth-year offensive lineman who appeared in 38 games (23 starts) with Miami (2014-16), Baltimore (2016) and Denver (2016-18) during his first five NFL seasons.
- Appeared in one game with Denver in 2017 before suffering a season-ending hand injury.
- Played three games for the Broncos and another five contests (2 starts) for Miami in 2016.
- Was a member of three FCS National Championship teams at North Dakota State University, starting 56-of-57 games played and earning FCS All-America honors as a junior and senior.
- Claimed by the Broncos via waivers from Baltimore on Oct. 17, 2016.
- Selected by the Dolphins in the third round (67th overall) of the 2016 NFL Draft.

**CAREER TRANSACTIONS:** Signed by Miami as a draft choice 7/23/14; Waived by Miami 10/11/16; Claimed off waivers by Baltimore 10/12/16; Waived by Baltimore 10/15/16; Claimed off waivers by Denver 10/17/16.



**2018:** Turner saw action on offense and special teams vs. Sea. (9/9)... Played 35 snaps on offense after entering the game in relief at right tackle vs. Oak. (9/16)... Saw action on special teams at Bal. (9/23)... Entered the game in relief at right tackle and played 44 snaps vs. K.C. (10/1)... Started at right tackle at NYJ (10/7), vs. LAR (10/14), at Ari. (10/18) and at K.C. (10/28)... Saw action along the offensive line vs. Hou. (11/4)... Started at left guard at LAC (11/18), vs. Pit. (11/25), at Cin. (12/2), at S.F. (12/9) and vs. Cle. (12/15).

**2017:** Turner played one game for the Broncos before suffering a season-ending hand injury... Made his season debut vs. NYG (10/15).

**2016:** Turner played eight games (2 starts) with Denver and Miami and spent one week on Baltimore's active roster... Appeared in five games (1 start at LG; 1 start at LT) with Miami before being waived on Oct. 11... Claimed off waivers by Baltimore before being waived on Oct. 15... Claimed off waivers by Denver on Oct. 17... Made his Broncos debut vs. N.E. (12/18)... Saw action on offense at K.C. (12/25) and vs. Oak. (1/1).

**2015:** Turner started 12 consecutive games (Week 6-17) at right guard for Miami... Made his first NFL start at Ten. (10/18)... Was a gameday inactive from Weeks 2-5.

**2014:** Selected by the Dolphins in the third round (67th overall) of the 2014 NFL Draft, Turner appeared in the final two games of his rookie season... Made his NFL debut vs. Min. (12/21)... Was a gameday inactive for the first 14 games of the season.

**COLLEGE:** Turner started 56-of-57 games played at North Dakota State University... Was a member of three FCS national championship teams and was named an FCS All-American and All-Missouri Valley Conference first team choice as a junior and senior... Opened 44 consecutive games at left tackle after starting his first 12 collegiate games at right tackle.

**PERSONAL:** Turner attended Mounds View High School in Arden Hills, Minn., where he was an all-state lineman... Helped his high school to a 26-8 record and three state playoff appearances... His father, Maurice Turner, played four seasons with Minnesota (1984-85), Green Bay (1985) and the N.Y. Jets (1987)... His brother, Bryan Kehl, played six seasons with the N.Y. Giants (2008-10), St. Louis (2010-11), Kansas City (2012) and Washington (2012-13)... Turner was born on Oct. 17, 1991, in Shoreview, Minn.

### TURNER'S REGULAR SEASON RECORD

Year	Club	G	S
2014	Miami	2	0
2015	Miami	13	12
2016	Mia./Den.	8	2
2017	Denver	1	0
2018	Denver	14	9
<b>CAREER TOTALS</b>		<b>38</b>	<b>23</b>





## JARED VELDHEER

66

TACKLE



6-8 • 321 • 9TH YR. • HILLSDALE COLLEGE

BORN: June 14, 1987, in Grand Rapids, Mich.

HIGH SCHOOL: Forest Hills High School, Grand Rapids, Mich.

ACQUIRED: Trade (Arizona), 2018

NFL YEAR: 9th • YEAR WITH BRONCOS: 1st

NFL GAMES PLAYED/STARTED: 116/111 • POSTSEASON GP/GS: 3/3

### VELDHEER AT A GLANCE:

- A ninth-year tackle who started 111-of-116 regular-season games played and three postseason contests during his first eight NFL seasons with Denver (2018), Arizona (2014-17) and Oakland (2010-13).
- Started all 13 games played (9 at RT; 4 at LT) with Arizona in 2017 before suffering a season-ending ankle injury.
- Helped pave the way for an Arizona offense that ranked first in the NFL (408.3 ypg) in 2015 while starting 16 games at left tackle for the fourth time in his career.
- Appeared in 53 games (48 starts) during his first four NFL seasons with Oakland (2010-13) before signing with the Cardinals as an unrestricted free agent.
- Became the first Hillsdale College player selected in the NFL Draft in 30 years after starting 46 games at left tackle during his collegiate career.
- Acquired in a trade with Arizona on March 23, 2018.
- Selected by the Raiders in the third round (69th overall) of the 2010 NFL Draft.

**CAREER TRANSACTIONS:** Signed by Oakland as a draft choice 7/0/10; Signed by Arizona as an unrestricted free agent 3/12/14; Traded to Denver 3/23/18.



**2018:** Veldheer made his Broncos debut as he started at right tackle vs. Sea. (9/9)... Opened the game vs. Oak. (9/16) at right tackle before leaving with a concussion... Returned from injury and played every offensive snap at Bal. (9/23)... Started at right tackle before leaving with a knee injury vs. K.C. (10/1)... Was inactive at NYJ (10/7), vs. LAR (10/14), at Ari. (10/18) and at K.C. (10/28)... Started at right tackle vs. Hou. (11/4), at LAC (11/18), vs. Pit. (11/25), at Cin. (12/2), at S.F. (12/9) and vs. Cle. (12/15).

**2017:** Veldheer started all 13 games played (9 at RT; 4 at LT) with Arizona before being placed on injured reserve with an ankle injury on Dec. 12... Saw extensive action at right tackle for the first time in his career during the first nine games of the season... Opened the final four games he played at left tackle.

**2016:** Veldheer opened the first eight games of the season at left tackle before being placed on injured reserve with a triceps injury.

**2015:** Veldheer, who was selected by his teammates as a team captain prior to the start of the year, started all 16 games at left tackle for the second consecutive season and fourth time in his career... Credited with allowing only 4.5 sacks according to STATS LLC... Helped Arizona finish the season as the NFL's top-ranked offense (408.3 ypg) while allowing the fourth-fewest sacks allowed in the league (27)... Assisted the Cardinals' eighth-ranked rushing attack (1,917 yds. / 119.8 ypg)... Opened the NFC Divisional Game vs. G.B. (1/16) and the NFC Championship Game at Car. (1/24) at left tackle.

**2014:** Veldheer, who signed with Arizona as an unrestricted free agent, started all 16 regular-season games and one postseason contest at left tackle... Produced one of his best seasons in his career, allowing only two sacks... Contributed to an offensive line that tied for sixth in the league in fewest sacks allowed (28)... Made his postseason debut in Arizona's Wild Card Game at Car. (1/3).

**2013:** Veldheer started all five games played at left tackle for the Raiders after spending the first part of the season on injured reserve (designated to return)... Made his season-debut in Week 13 at Dal. (11/28)... Opened the final five games of the season and did not allow a sack.

**2012:** Veldheer started all 16 games at left tackle for the Raiders for the second consecutive season, extending his games started streak to 42... Led the team with 1,078 snaps played... Matched his 2011 sacks allowed total (4), contributing to an offensive line that ranked fifth in the league in sacks allowed (27).

**2011:** Veldheer opened all 16 games at left tackle for the Raiders... Allowed four sacks on the season according to STATS LLC, contributing to an Oakland offense that ranked third in the NFL in fewest sacks allowed (25).

**2010:** Selected by Oakland in the third round (69th overall) of the 2010 NFL Draft, Veldheer played all 16 games (11 starts) as a rookie... Made his NFL debut when he started center at Ten. (9/12)... Earned his first start at left tackle at Den. (10/24)... Proceeded to start the final nine games of the season at left tackle... Named

to the NFL All-Rookie Team by *The Sporting News* after helping the Raiders offense set a franchise record by averaging 4.9 yards per rushing attempt... Helped Oakland produce three games with 500 yards of total offense.

**COLLEGE:** Veldheer started 46 games at left tackle at Division II Hillsdale College in Michigan... Became the first player drafted from Hillsdale in 30 years... Selected to the All-Great Lakes Intercollegiate Athletic Conference First Team three times... Blocked for a 1,000-yard rusher in each of his four seasons... Was the Super Region III's top vote-getter in the balloting for the Gene Upshaw Award, given to the top small-college lineman.

**PERSONAL:** Veldheer attended Forest Hills High School in Grand Rapids, Mich., where he was an all-conference selection as a senior... Also lettered twice in basketball... Jared Veldheer (pronounced vel-DEER) was born on June 14, 1987, in Grand Rapids, Mich.

#### VELDHEER'S REGULAR SEASON RECORD

Year	Club	G	S
2010	Oakland	16	11
2011	Oakland	16	16
2012	Oakland	16	16
2013	Oakland	5	5
2014	Arizona	16	16
2015	Arizona	16	16
2016	Arizona	8	8
2017	Arizona	13	13
2018	Denver	10	10
<b>CAREER TOTALS</b>		<b>116</b>	<b>111</b>

**ADDITIONAL STATISTICS:** *Miscellaneous tackles — 2010 (4), 2011 (3), 2012 (1), 2013 (1), 2017 (2), TOTAL (11). Miscellaneous FR — 2010 (1), 2014 (1), 2018 (1), TOTAL (3).*

#### VELDHEER'S POSTSEASON SEASON RECORD

Year	Club	G	S
2014	Arizona	1	1
2015	Arizona	2	2
<b>CAREER TOTALS</b>		<b>3</b>	<b>3</b>



## COLBY WADMAN

3

PUNTER



6-1 • 213 • R • CALIFORNIA-DAVIS

BORN: April 19, 1995, in Bangor, Maine

HIGH SCHOOL: Thousand Oaks (Calif.) High School

ACQUIRED: Free Agent, 2018

NFL YEAR: 1st • YEAR WITH BRONCOS: 1st

NFL GAMES PLAYED/STARTED: 10/0

### WADMAN AT A GLANCE:

- A rookie punter from the University of California-Davis who played 45 collegiate games from 2013-16, averaging 41.0 yards per punt and totaling 49 punts of 50+yards.
- Chosen to the All-Big Sky Conference Honorable Mention team as a freshman, sophomore and senior.
- Joined the Broncos as a practice squad signee on Sept. 26, 2018.
- Entered the NFL with Oakland as a college free agent on March 16, 2018.

**CAREER TRANSACTIONS:** Signed by Oakland as a college free agent 3/16/18; Waived by Oakland 5/11/18; Signed by Denver (practice squad) 9/26/18; Signed by Denver (active roster) 10/6/18.



**2018:** Wadman was promoted to Denver's active roster on Oct. 6 after joining the club as a practice squad signee on Sept. 26... Punted eight times for 329 yards (41.4 avg. / 32.3 net) in his NFL debut at NYJ (10/7)... Punted four times for 169 yards (42.3 avg. / 35.0 net) vs. LAR (10/14)... Punted six times for 261 yards (43.5 avg. / 40.7 net) with two punts inside the 20-yard line at Ari. (10/18)... Punted four times for 175 yards (43.8 avg. / 40.0 net) at K.C. (10/28)... Punted five times for 236 yards (47.2 avg. / 44.0 net) vs. Hou. (11/4)... Completed a 12-yard pass to Andy Janovich on a fake punt in addition to punting five times for 224 yards (44.8 avg. / 40.4 net) at LAC (11/18)... Punted six times for 282 yards (47.0 avg. / 46.0 net) vs. Put. (11/25)... Punted six times for 260 yards (43.3 avg. / 42.7 net) with four punts inside the 20-yard line at Cin. (12/2)... Punted six times for 287 yards (47.8 avg. / 40.2 net) with two punts inside the 20-yard line at S.F. (12/9)... Punted three times for 124 yards (41.3 avg. / 38.3 net) vs. Cle. (12/15).

**COLLEGE:** Wadman was selected All-Big Sky Conference Honorable Mention three times while playing at the University of California-Davis... Played 45 games from 2013-16, averaging 41.0 yards per punt and totaling 49 punts of 50+yards... Ranked No. 8 in NCAA FCS in 2016 with a 43.2 gross yards per punt average.

**PERSONAL:** Wadman was named first-team All-Marmonte League as a senior at Thousand Oaks High School after averaging 39.9 yards per punt... Selected as his team's special teams MVP as both a junior and senior... Helped Thousand Oaks High School advance to section semifinals in 2012... Colby Wadman was born on April 19, 1995, in Bangor, Maine.

### WADMAN'S REGULAR SEASON RECORD

Year	Club	G	S	No.	Yds.	Avg.	Net.	TB	In 20	LG	Blk.
2018	Denver	10	0	53	2,347	44.3	39.8	2	18	59	0
<b>CAREER TOTALS</b>		<b>9</b>	<b>0</b>	<b>50</b>	<b>2,223</b>	<b>44.5</b>	<b>39.8</b>	<b>2</b>	<b>18</b>	<b>59</b>	<b>0</b>

**ADDITIONAL STATISTICS:** Completed a 12-yard pass for a first down on a fake punt at LAC (11/18/18).

### COLBY WADMAN'S 2018 GAME-BY-GAME

(Victories asterisked)

2018 DENVER (6-8)											
Date	Opponent	P/S	No.	Yds.	Avg.	Net.	TB	In 20	LG	Blk.	Opp. Ret. Yds.
SIGNED BY DENVER (PRACTICE SQUAD) SEP. 26 / PROMOTED TO ACTIVE ROSTER OCT. 6											
Oct 7	at New York Jets	P	8	329	41.1	32.3	0	3	57	0	4 71
Oct 14	vs. L.A. Rams	P	4	169	42.3	35.0	0	2	48	0	2 29
Oct 18	at Arizona*	P	6	261	43.5	40.7	0	2	48	0	2 17
Oct 28	at Kansas City	P	4	175	43.8	40.0	0	1	59	0	3 15
Nov 4	vs. Houston	P	5	236	47.2	44.0	0	1	59	0	2 16
Nov 18	at L.A. Chargers*	P	5	224	44.8	40.4	1	2	52	0	1 2
Nov 25	vs. Pittsburgh*	P	6	282	47.0	46.0	0	1	51	0	3 6
Dec 2	at Cincinnati*	P	6	260	43.3	42.7	0	4	58	0	2 4
Dec 9	at San Francisco	P	6	287	47.8	40.2	1	2	55	0	3 26
Dec 15	vs. Cleveland	P	3	124	41.3	38.3	0	0	46	0	2 9
<b>Season Totals</b>			<b>10/0</b>	<b>53</b>	<b>2,347</b>	<b>44.3</b>	<b>39.8</b>	<b>2</b>	<b>18</b>	<b>59</b>	<b>0 24 195</b>



# DeMarcus Walker

57

## DEFENSIVE END



6-4 • 280 • 2ND Yr. • FLORIDA STATE

BORN: Sept. 30, 1994, in Jacksonville, Fla.

HIGH SCHOOL: Sandalwood High School, Jacksonville, Fla.

ACQUIRED: Draft #2 (51st overall), 2017

NFL YEAR: 2nd • YEAR WITH BRONCOS: 2nd

NFL GAMES PLAYED/STARTED: 13/0

### WALKER AT A GLANCE:

- A second-year defensive end who played 13 games with Denver from 2017-18, recording 11 tackles (9 solo), two sacks (13 yds.) and one fumble recovery.
- Started 40-of-52 games played as a defensive lineman at Florida State University, totaling 164 tackles (90 solo), 28.5 sacks (189 yds.), eight passes defended, eight forced fumbles and two fumble recoveries.
- Finished his collegiate career ranked third in FSU history with 28.5 sacks and posted the third-highest single-season sack total (16.0-118) in Seminoles history as a senior.
- Named a consensus All-American, ACC Defensive Player of the Year, Hendrick's Award finalist and Lombardi Award semifinalist following his senior season in 2016.
- Selected by the Broncos in the second round (51st overall) of the 2017 NFL Draft.

**CAREER TRANSACTIONS:** Signed by Denver as a draft choice 5/15/17.



**2018:** Walker was inactive in Games 1-6... Recorded one fumble and assisted on one tackle at Ari. (10/18)... Saw action on defense and special teams at K.C. (10/28)... Posted three tackles (2 solo) and one sack (6 yds.) vs. Hou. (11/4)... Was inactive at LAC (11/18), vs. Pit. (11/25), at Cin. (12/2), at S.F. (12/9) and vs. Cle. (12/15).

**2017:** Selected by Denver in the second round (51st overall) of the 2017 NFL Draft, Walker played 10 games, collecting seven solo tackles and one sack (7 yds.)... Made his NFL debut at LAC (9/11)... Sacked Patrick Mahomes and added three tackles vs. K.C. (12/31).

**COLLEGE:** Walker was named a consensus All-American, the Atlantic Coast Conference Defensive Player of the Year, a Hendrick's Award finalist and a Lombardi Award semifinalist following his senior season at Florida State University... Posted the third-highest single-season sack total in school history and second-highest total in the NCAA (16.0-118) while opening all 13 games for the second consecutive season... Added 68 tackles (46 solo), two passes defended, three forced fumbles and two fumble recoveries... Registered multiple sacks on five occasions... Opened all 13 games as a junior, totaling 58 tackles (26 solo), 10.5 sacks (58 yds.), six passes defended and four forced fumbles.

**PERSONAL:** Walker played defensive line at Sandalwood High School in Jacksonville, Fla., where he was named all-state by the *Associated Press* and All-Area by the *Florida Times Union*... Rated as a consensus five-star prospect during recruitment... Majored in social science at Florida State... DeMarcus Walker was born on Sept. 30, 1994, in Jacksonville, Fla.

### WALKER'S REGULAR SEASON RECORD

Year	Club	G	S	UT	A	TT	S-Yds.	I-Yds.	PD	FF	FR	TD-Int.	TD-FR	S	Pts.
2017	Denver	10	0	7	0	7	1-7	0-0	0	0	0	0	0	0	0
2018	Denver	3	0	2	2	4	1-6	0-0	0	0	1	0	0	0	0
<b>CAREER TOTALS</b>		<b>13</b>	<b>0</b>	<b>9</b>	<b>2</b>	<b>11</b>	<b>2-13</b>	<b>0-0</b>	<b>0</b>	<b>0</b>	<b>1</b>	<b>0</b>	<b>0</b>	<b>0</b>	<b>0</b>

### DEMARCUS WALKER'S 2018 GAME-BY-GAME

(Victories asterisked)

2018 DENVER (6-8)		TACKLES									
Date	Opponent	P/S	UT	A	TT	S-Yds.	I-Yds.	PD	FF	FR	
GAMES 1-6											
Oct 18	at Arizona*	P	0	1	1	0-0	0-0	0	0	1	
Oct 28	at Kansas City	P	0	0	0	0-0	0-0	0	0	0	
Nov 4	vs. Houston	P	2	1	3	1-6	0-0	0	0	0	
GAMES 10-14											
INACTIVE											
<b>Season Totals</b>			<b>3/0</b>	<b>2</b>	<b>2</b>	<b>4</b>	<b>1-6</b>	<b>0-0</b>	<b>0</b>	<b>0</b>	<b>1</b>



## ELIJAH WILKINSON

68

GUARD / TACKLE

6-6 • 329 • 2ND YR. • MASSACHUSETTS

BORN: Feb. 10, 1995, in Downingtown, Pa.

HIGH SCHOOL: Downingtown (Pa.) High School

ACQUIRED: College Free Agent, 2017

NFL YEAR: 2nd • YEAR WITH BRONCOS: 2nd

NFL GAMES PLAYED/STARTED: 19/5



### WILKINSON AT A GLANCE:

- A second-year offensive tackle who appeared in 19 games (5 starts) with Denver from 2017-18 while also spending time competing on the club's practice squad.
- Appeared in 37 games (33 starts) for the University of Massachusetts at right tackle.
- Entered the NFL with Denver as a college free agent on May 12, 2017.

**CAREER TRANSACTIONS:** Signed by Denver as a college free agent 5/12/17; Waived by Denver 9/2/17; Signed by Denver (practice squad) 9/3/17; Signed by Denver (active roster) 10/21/17.



**2018:** Wilkinson was inactive vs. Sea. (9/9), vs. Oak. (9/16), at Bal. (9/23) and vs. K.C. (10/1)... Made his regular-season debut and played eight snaps at left tackle at NYJ (10/7)... Saw action on special teams vs. LAR (10/14), at Ari. (10/18) and at K.C. (10/28)... Entered the game at right guard and played 40 snaps vs. Hou. (11/4)... Made his first NFL start at right guard at LAC (11/18)... Started at right guard vs. Pit. (11/25), at Cin. (12/2), at S.F. (12/9) and vs. Cle. (12/15).

**2017:** Wilkinson, who entered the NFL as a college free agent with Denver on May 12, played nine games as a rookie... Competed on Denver's practice squad for the first six weeks of the season before being signed to the active roster on Oct. 21... Was active but did not play at LAC (10/22)... Played two snaps at right tackle vs. N.E. (11/12).

**COLLEGE:** Wilkinson appeared in 37 games (33 starts) for the University of Massachusetts at right tackle... Started all nine games played in 2016, helping the offense average 356.2 yards per game... Opened all 10 games as a junior, blocking for a passing offense that ranked fourth in the Mid-American Conference (257.5 ypg)... Started 12 games as a sophomore, paving the way for an offense that averaged 27.3 points per game and 421.1 yards per game... Played six games (2 starts) as a freshman, seeing action on both the offensive and defensive lines.

**PERSONAL:** Wilkinson attended Downingtown (Pa.) West High School, where he was named to the *Philadelphia Inquirer* All-Southeastern Pennsylvania Second Team... Elijah Wilkinson was born on Feb. 10, 1995, in Downingtown, Pa.

### WILKINSON'S REGULAR SEASON RECORD

Year	Club	G	S
2017	Denver	9	0
2018	Denver	10	5
<b>CAREER TOTALS</b>		<b>19</b>	<b>5</b>

**ADDITIONAL STATISTICS:** Miscellaneous tackles — 2018 (1), TOTAL (1).



## DEREK WOLFE

95

### DEFENSIVE END

6-5 • 285 • 7TH YR. • CINCINNATI

BORN: Feb. 24, 1990, in Lisbon, Ohio

HIGH SCHOOL: Beaver Local High School, Lisbon, Ohio

ACQUIRED: Draft #2a (36th overall), 2012

NFL YEAR: 7th • YEAR WITH BRONCOS: 7th

NFL GAMES PLAYED/STARTED: 94/94 • POSTSEASON GP/GS: 5/5



### WOLFE AT A GLANCE:

- A seventh-year defensive lineman who started all 94 regular-season games and five postseason contests played during his first six NFL seasons with Denver
- Totaled 260 tackles (180 solo), 26 sacks (175 yds.), one interception (2 yds.) 13 passes defended and two fumble recoveries during his career.
- Opened all 11 games played in 2017, finishing with 31 tackles (18 solo) and two sacks (13 yds.) before being placed on injured reserve.
- Totaled a career-best 51 tackles (38 solo) to go along with 5.5 sacks (32.0 yds.) and four passes defended for the Broncos in 2016.
- Notched 49 tackles (35 solo) and 5.5 sacks (38.5 yds.) in 2015, finishing with at least half a sack in nine of his last 10 games (including the postseason).
- Named AFC Defensive Player of the Week after posting seven tackles (4 solo) vs. G.B. (11/1/15).
- Recorded 35 tackles (24 solo), 1.5 sacks (1 yd.), three passes defended and one fumble recovery in addition to one blocked field goal for the Broncos in 2014.
- Opened all 16 contests in 2012 to join Barney Chavous (1973) as the only Broncos defensive linemen in team history to start every game as a rookie.
- Finished fourth on the team with six sacks (41 yds.) during his rookie campaign while participating in the seventh-most defensive snaps (903) on the club.
- Started his final 38 games at the University of Cincinnati, finishing fourth on the Bearcats' all-time list with 19.5 career sacks.
- Named Big East Conference co-Defensive Player of the Year and earned second-team All-American honors as a senior in 2011 after recording 9.5 sacks on the season and ranking first among Football Subdivision defensive tackles with 21.5 tackles for a loss.
- Selected by the Broncos in the second round (36th overall) of the 2012 NFL Draft.

**CAREER TRANSACTIONS:** Signed by Denver as a draft choice 5/21/12.



**2018:** Wolfe posted one solo tackle vs. Sea. (9/9)... Notched three tackles (2 solo) vs. Oak. (9/16)... Registered five tackles (4 solo) and two passes defended at Bal. (9/23)... Totaled three tackles (1 solo) vs. K.C. (10/1)... Recorded three tackles (2 solo), one interception (2 yds.) and two passes defended at NYJ (10/7)... Posted two solo tackles vs. LAR (10/14)... Contributed three tackles (2 solo) and one pass defended that led to Todd Davis' interception return for a touchdown at Ari. (10/18)... Posted two tackles at K.C. (10/28)... Sacked Deshaun Watson (9 yds.) and added four solo tackles vs. Hou. (11/4)... Assisted on one tackle at LAC (11/18)... Had two tackles (1 solo) vs. Pit. (11/25)... Left the game at Cin. (12/2) with a rib injury after making one solo tackle... Notched six tackles (5 solo) at S.F. (12/9)... Recovered one fumble and assisted on one tackle vs. Cle. (12/15).

**2017:** Wolfe opened all 11 games played in 2017, finishing with 32 tackles (18 solo) and two sacks (13 yds.) before being placed on injured reserve... Tallied three tackles (2 solo) and one sack (8 yds.) vs. Oak. (10/1)... Sacked Andy Dalton (5 yds.) for one of his three tackles for loss, vs. Cin. (11/19).

**2016:** Wolfe started all 14 games played and finished with a career-best 51 tackles (38 solo), 5.5 sacks (32.0 yds.) and four passes defended... Notched a career-best 2.5 sacks (16 yds.), six tackles (5 solo) and five quarterback hits at T.B. (10/2)... Returned from injury to post eight tackles (5 solo) and one sack (7 yds.) vs. K.C. (11/27)... Tied for the team lead with six solo tackles at Jac. (12/4)... Made two solo tackles before leaving the game with a neck injury at K.C. (12/25).

**2015:** Wolfe tallied a career-best 49 tackles (35 solo) and 5.5 sacks (38.5 yds.) while starting all 12 games played in the regular season... Posted 15 tackles (10 solo) and 2.5 sacks (15 yds.) in Denver's three postseason contests... Finished the regular season and postseason with at least half a sack in seven straight contests and in nine of his last 10 games overall... Named AFC Defensive Player of the Week after leading the team with seven tackles (3 solo) vs. G.B. (11/1)... Led the team with a career-best eight tackles (6 solo) and sacked



Patriots QB Tom Brady for 4 yards vs. N.E. (11/29)... Took down Steelers QB Ben Roethlisberger (8 yds.) and added four tackles (1 solo) in Denver's AFC Divisional Playoff Game vs. Pit. (1/17)... Posted six solo tackles, one sack (2 yds.) and one pass defended in Denver's AFC Championship Game vs. N.E. (1/24)... Tallied five tackles (3 solo) and 0.5 sacks (5 yds.) in Denver's Super Bowl 50 victory vs. Car. (2/7).

**2014:** Wolfe started all 16 regular-season games for the second time in his career, totaling 35 tackles (24 solo), 1.5 sacks (1 yd.) and one pass defended... Contributed to a defensive line that allowed just 79.8 rushing yards per game—the lowest single-season figure in team history and second-best mark in the NFL in 2014... Recorded season highs with five tackles each at NYJ (10/12) and N.E. (11/2)... Blocked his first career field goal at S.D. (12/14).

**2013:** Wolfe started the first 11 games for Denver, registering 16 tackles (11 solo) and four sacks (34 yds.) before missing six games and being placed on injured reserve (illness) on Jan. 14... Made a pair of tackles behind the line of scrimmage vs. Bal. (9/5)... Recovered his first career fumble and sacked quarterback Robert Griffin III vs. Was. (10/27).

**2012:** Wolfe opened all 16 regular-season games as well as Denver's postseason contest to join Barney Chavous (1973) as the only defensive linemen in Broncos history to start every game as a rookie... Finished third on the team with six sacks (41 yds.) and added 40 tackles (26 solo) while playing 903 defensive snaps... Became just the sixth Broncos rookie to register a sack in the team's season opener as he dropped quarterback Ben Roethlisberger for a 9-yard loss vs. Pit. (9/9)... Sacked quarterback Brady Quinn for a 5-yard loss in the second quarter vs. K.C. (12/30) to mark his third consecutive game with a quarterback takedown... Made three tackles in Denver's AFC Divisional Playoff Game vs. Bal. (1/12).

**COLLEGE:** Wolfe played 45 career games at the University of Cincinnati, starting his final 38 contests and totaling 161 tackles (89 solo), 19.5 sacks (126 yds.), two passes defended, three forced fumbles and three fumble recoveries... Finished fourth on the school's all-time sack list... Named Big East Conference co-Defensive Player of the Year and a second-team All-America selection after totaling 70 tackles (37 solo), 9.5 sacks (66 yds.), two forced fumbles and one fumble recovery as a senior... Ranked fifth in the nation with 21.5 tackles for a loss—a total that represented the fourth-most in school history and the most by a Football Bowl Subdivision defensive tackle in 2011... Recorded 48 tackles (29 solo), four sacks (21 yds.) and one pass defended as a junior to earn second-team all-conference honors from *The NFL Draft Report*... Contributed as a 13-game starter as a sophomore, totaling 41 tackles (21 solo), five sacks (32 yds.), one forced fumble and one fumble recovery... Played seven games at defensive tackle as a true freshman after being recruited to the Bearcats as an offensive tackle... Recognized as the All-American Strength and Conditioning Athlete of the Year by the National Strength and Conditioning Association (NSCA) in April 2011.

**PERSONAL:** Wolfe lettered three times as a defensive end, outside linebacker, tight end and offensive tackle at Beaver Local High School in Lisbon, Ohio, where he finished his prep career with 205 tackles... Collected 78 tackles and seven sacks as a senior in 2007 to earn Division III All-Ohio, All-Ohio Valley Athletic Conference, All-Eastern District and All-Ohio Valley Class AAAA first-team honors... Competed on the school's powerlifting team and qualified for the state finals as a junior and senior... Majored in criminal justice at Cincinnati and was named to the Big East Academic Honor Roll as a senior... Named the recipient of the 2015 Lou Holtz/Ohio Valley Hall of Fame Banquet's Lifetime Achievement Award... Derek J. Wolfe was born on Feb. 24, 1990, in Lisbon, Ohio.

### WOLFE'S REGULAR SEASON RECORD

Year	Club	G	S	UT	A	TT	S-Yds.	I-Yds.	PD	FF	FR	TD-Int.	TD-FR	S	Pts.
2012	Denver	16	16	26	14	40	6-41	0-0	2	0	0	0	0	0	0
2013	Denver	11	11	11	5	16	4-34	0-0	0	0	1	0	0	0	0
2014	Denver	16	16	24	11	35	1.5-1	0-0	1	0	0	0	0	0	0
2015	Denver	12	12	35	14	49	5.5-38.5	0-0	1	0	0	0	0	0	0
2016	Denver	14	14	38	13	51	5.5-32	0-0	4	0	0	0	0	0	0
2017	Denver	11	11	18	13	31	2-13	0-0	0	0	0	0	0	0	0
2018	Denver	14	14	28	10	38	1.5-13.5	1-2	5	0	1	0	0	0	0
<b>CAREER TOTALS</b>		<b>94</b>	<b>94</b>	<b>180</b>	<b>80</b>	<b>260</b>	<b>26-173</b>	<b>1-2</b>	<b>13</b>	<b>0</b>	<b>2</b>	<b>0</b>	<b>0</b>	<b>0</b>	<b>0</b>

**ADDITIONAL STATISTICS:** Blocked a field goal at San Diego, 12/14/14.

### WOLFE'S POSTSEASON RECORD

Year	Club	G	S	UT	A	TT	S-Yds.	I-Yds.	PD	FF	FR	TD-Int.	TD-FR	S	Pts.
2012	Denver	1	1	2	1	3	0-0	0-0	0	0	0	0	0	0	0
2014	Denver	1	1	2	1	3	0-0	0-0	0	0	0	0	0	0	0
2015	Denver	3	3	10	5	15	2.5-15	0-0	1	0	0	0	0	0	0
<b>CAREER TOTALS</b>		<b>5</b>	<b>5</b>	<b>14</b>	<b>7</b>	<b>21</b>	<b>2.5-15</b>	<b>0-0</b>	<b>1</b>	<b>0</b>	<b>0</b>	<b>0</b>	<b>0</b>	<b>0</b>	<b>0</b>

### WOLFE'S SINGLE GAME HIGHS

(Postseason in parentheses)

**Tackles** — 9 vs. New England, 11/29/15 (6 vs. New England, 1/24/16). **Sacks** — 2.5 at Tampa Bay, 10/2/16 (1, twice, last vs. New England, 1/24/16). **Sack yards** — 16 at Tampa Bay, 10/2/16 (8 vs. Pittsburgh, 1/17/16). **Pass defended** — 2, twice, last at New York Jets, 10/7/18 (1 vs. New England, 1/24/16). **Interceptions** — 1 at New York Jets, 10/7/18 (none). **Fumble recoveries** — 1 vs. Washington, 10/27/13 (none). **Fumble return yards** — 1 vs. Washington, 10/27/13 (none).

## WOLFE'S SACKS BY QUARTERBACK (28.5)

*Figures in italics include postseason totals*

Quarterback	Sacks	Quarterback	Sacks
Philip Rivers.....	3.5	Robert Griffin III.....	1
Tom Brady.....	3	Shaun Hill.....	1
<i>Ben Roethlisberger.....</i>	<i>2.5</i>	A.J. McCarron.....	1
Jameis Winston.....	2.5	Colt McCoy.....	1
Derek Carr.....	2	Brady Quinn.....	1
Alex Smith.....	2	Michael Vick.....	1
Andrew Luck.....	1.5	Deshaun Watson.....	1
Jay Cutler.....	1	<i>Cam Newton.....</i>	<i>0.5</i>
Andy Dalton.....	1	Matt Ryan.....	0.5
Joe Flacco.....	1	Sam Darnold.....	0.5

## DEREK WOLFE'S 2018 GAME-BY-GAME

*(Victories asterisked)*

2018 DENVER (6-8)			TACKLES								
Date	Opponent	P/S	UT	A	TT	S-Yds.	I-Yds.	PD	FF	FR	
Sep 9	vs. Seattle*	S	1	0	1	0-0	0-0	0	0	0	
Sep 16	vs. Oakland*	S	2	1	3	0-0	0-0	0	0	0	
Sep 23	at Baltimore	S	4	1	5	0-0	0-0	2	0	0	
Oct 1	vs. Kansas City	S	1	2	3	0-0	0-0	0	0	0	
Oct 7	at New York Jets	S	2	1	3	0.5-4.5	1-2	2	0	0	
Oct 14	vs. Los Angeles Rams	S	2	0	2	0-0	0-0	0	0	0	
Oct 18	at Arizona*	S	2	1	3	0-0	0-0	1	0	0	
Oct 28	at Kansas City	S	1	1	2	0-0	0-0	0	0	0	
Nov 4	vs. Houston	S	4	0	4	1-9	0-0	0	0	0	
Nov 18	at L.A. Chargers*	S	0	1	1	0-0	0-0	0	0	0	
Nov 25	vs. Pittsburgh*	S	1	1	2	0-0	0-0	0	0	0	
Dec 2	at Cincinnati*	S	1	0	1	0-0	0-0	0	0	0	
Dec 9	at San Francisco	S	5	1	6	0-0	0-0	0	0	0	
Dec 15	vs. Cleveland	S	0	1	1	0-0	0-0	0	0	1	
Season Totals			14/14	28	10	38	1.5-13.5	1-2	5	0	1



# ISAAC YIADOM

41

## CORNERBACK



6-1 • 190 • R • BOSTON COLLEGE

**BORN:** Feb. 20, 1996, in Worcester, Mass.

**HIGH SCHOOL:** Worcester (Mass.) Doherty Memorial

**ACQUIRED:** Draft #3b (99th overall), 2018

**NFL YEAR:** 1st • **YEAR WITH BRONCOS:** 1st

**NFL GAMES PLAYED/STARTED:** 11/1

### YIADOM AT A GLANCE:

- A rookie cornerback from Boston College who has played 11 games (1 start) with Denver as a rookie.
- Started 28-of-48 games played during his four seasons at BC, totaling 110 tackles (75 solo), three interceptions (30 yds.), one forced fumble and 24 passes defended.
- Tallied 53 tackles, two interceptions and seven passes defended as a senior on a defense that ranked third nationally in pass efficiency defense.
- Played on the 2018 Senior Bowl North Team that was coached by the Broncos' staff.
- Selected by the Broncos in the third round (99th overall) of the 2018 NFL Draft.

**CAREER TRANSACTIONS:** Signed by Denver as a college free agent 5/27/18.



**2018:** Selected by Denver in the third round (99th overall) of the 2018 NFL Draft, Yiadom was inactive vs. Sea. (9/9) and vs. Oak. (9/16)... Recorded four tackles (3 solo) in his NFL debut at Bal. (9/23)... Saw action on defense and special teams vs. K.C. (10/1)... Notched three tackles (2 solo) at NYJ (10/7)... Played defense and special teams vs. LAR (10/14)... Assisted on one tackle at Ari. (10/18)... Played special teams at K.C. (10/28)... Contributed one special-teams tackle vs. Hou. (11/4) and at LAC (11/18)... Notched two solo tackles vs. Pit. (11/25)... Posted three solo tackles at Cin. (12/2)... Had one pass defended at S.F. (12/9)... Was inactive vs. Cle. (12/15).

**COLLEGE:** Yiadom started 28-of-48 games played during his four seasons at BC, totaling 110 tackles (75 solo), three interceptions (30 yds.), one forced fumble and 24 passes defended... Started all 13 games in 2017 for the first time during his career, finishing with a personal-best 53 tackles (36 solo), two interceptions (30 yds.) and seven passes defended... Contributed to a defense that ranked third nationally in pass efficiency defense... Saw action in all 13 games (8 starts) in 2016, finishing with 26 tackles (17 solo), one interception, one forced fumble and a career-best 10 passes defended...Saw significant defensive action in nine games (7 starts) and ended the 2015 campaign with 18 tackles (3 solo) and six passes defended.

**PERSONAL:** Yiadom attended Worcester (Mass.) Doherty Memorial High School, where he was a member of the 2013 Division 4 State Championship Team... Recorded 107 tackles, one forced fumble and two interceptions as a senior, earning 2013 Massachusetts High School Football Coaches Association All-State Super 26 honors... Isaac Yiadom (pronounced YEAH-dum) was born on Feb. 20, 1996, in Worcester, Mass.

### YIADOM'S REGULAR SEASON RECORD

Year	Club	G	S	UT	A	TT	S-Yds.	I-Yds.	PD	FF	FR	TD-Int.	TD-FR	S	Pts.
2018	Denver	11	1	10	3	13	0-0	0-0	1	0	0	0	0	0	0
<b>CAREER TOTALS</b>		<b>11</b>	<b>1</b>	<b>10</b>	<b>3</b>	<b>13</b>	<b>0-0</b>	<b>0-0</b>	<b>1</b>	<b>0</b>	<b>0</b>	<b>0</b>	<b>0</b>	<b>0</b>	<b>0</b>

**ADDITIONAL STATISTICS:** Special-teams tackles — 2018 (2), TOTAL (2).

ISAAC YIADOM'S 2018 GAME-BY-GAME

(Victories asterisked)

2018 DENVER (6-8)		TACKLES								
Date	Opponent	P/S	UT	A	TT	S-Yds.	I-Yds.	PD	FF	FR
Sep 9	vs. Seattle*					INACTIVE				
Sep 16	vs. Oakland*					INACTIVE				
Sep 23	at Baltimore	P	3	1	4	0-0	0-0	0	0	0
Oct 1	vs. Kansas City	P	0	0	0	0-0	0-0	0	0	0
Oct 7	at New York Jets	P	2	1	3	0-0	0-0	0	0	0
Oct 14	vs. L.A. Rams	P	0	0	0	0-0	0-0	0	0	0
Oct 18	at Arizona*	P	0	1	1	0-0	0-0	0	0	0
Oct 28	at Kansas City	P	0	0	0	0-0	0-0	0	0	0
Nov 4	vs. Houston	P	0	0	0	0-0	0-0	0	0	0
Nov 18	at L.A. Chargers*	P	0	0	0	0-0	0-0	0	0	0
Nov 25	vs. Pittsburgh*	P	2	0	2	0-0	0-0	0	0	0
Dec 2	at Cincinnati*	P	3	0	3	0-0	0-0	0	0	0
Dec 9	at San Francisco	S	0	0	0	0-0	0-0	1	0	0
Dec 15	vs. Cleveland					INACTIVE				
Season Totals			11/1	10	3	13	0-0	0-0	1	0



## JAKE BUTT

80

TIGHT END

6-6 • 250 • 2ND YR. • MICHIGAN

BORN: July 11, 1995, in Pickerington, Ohio

HIGH SCHOOL: Pickerington (Ohio) North High School

ACQUIRED: Draft #5a (145th overall), 2017

NFL YEAR: 2nd • YEAR WITH BRONCOS: 2nd

NFL GAMES PLAYED/STARTED: 3/3



### BUTT AT A GLANCE:

- A second-year tight end who played three games (3 starts) with Denver in 2018 after missing his entire rookie season with a knee injury suffered in his final collegiate game at the University of Michigan.
- Started 39-of-47 games played at Michigan, setting the school record for receptions (138) and yards (1,646) by a tight end in addition to scoring 11 touchdowns.
- Won the John Mackey Award (nation's top tight end) following his senior season in 2016 after totaling 46 catches for 546 yards (11.9 avg.) with four touchdowns.
- Selected by the Broncos in the fifth round (145th overall) of the 2017 NFL Draft.

**CAREER TRANSACTIONS:** Signed by Denver as a draft choice 5/23/17.



**2018:** Butt caught two passes for 29 yards (14.5 avg.) in his NFL debut vs. Sea. (9/9)... Made four catches for 48 yards (12.0 avg.) vs. Oak. (9/16)... Caught two passes for eight yards (4.0 avg.) at Bal. (9/23)... Placed on injured reserve on Sept. 29 after tearing his ACL in practice.

**2017:** Selected by Denver in the fifth round (145th overall) of the 2017 NFL Draft. Butt spent his entire rookie season on the non-football injury list while recovering from the knee injury sustained in the 2016 Orange Bowl.

**COLLEGE:** Butt won the John Mackey Award (nation's top tight end) following his senior season at the University of Michigan after totaling 46 catches for 546 yards (11.9 avg.) with four touchdowns... Finished his career as the program's record holder for a tight end in receptions (138) and receiving yards (1,646)... Earned consensus All-America honors in addition to being named to the Big-10 Conference First Team... Made seven catches for 86 yards (12.3 avg.) with two scores against Central Florida (9/10), giving him 100 receptions for his career as well as his first career multi-TD game... Grabbed three passes for 28 yards vs. Florida State in the Orange Bowl (12/30) before tearing his ACL in his final collegiate game... Opened 11-of-13 games played as a junior, finishing with 51 receptions for 654 yards (12.8 avg.) with three touchdowns... Selected as a semifinalist for the Mackey Award... Earned second-team All-America honors from the *Associated Press* as well as first-team All-Big 10 distinction.

**PERSONAL:** Butt caught 96 passes for 1,361 yards (14.2 avg.) with 20 touchdowns and posted 142 tackles and 20.5 sacks during his high school career at Pickerington (Ohio) North High School... Hauled in 68 receptions for 907 yards (13.3 avg.) with 12 touchdowns as a senior... Received AP Division I All-Ohio first-team recognition as a senior... Attended but did not participate in the Army All-America Game due to injury... Chosen as the NCAA's Senior CLASS (Celebrating Loyalty and Achievement for Staying in School) award winner in 2016 for his off-the-field impact... Jake Butt was born on July 11, 1995, in Pickerington, Ohio.

### BUTT'S REGULAR SEASON RECORD

Year	Club	G	S	No.	RECEIVING					TD	TDr	SCORING			
					Yds.	Avg.	LG	TD	TDp			TDrt	2pt	Pts.	
2017	Denver				INJURED RESERVE / NON-FOOTBALL INJURY										
2018	Denver	3	3	8	85	10.6	22	0	0	0	0	0	0	0	0
CAREER TOTALS		3	3	8	85	10.6	22	0	0	0	0	0	0	0	0

**ADDITIONAL STATISTICS:** Miscellaneous tackles — 2018 (1), TOTAL (1).

### JAKE BUTT'S 2018 GAME-BY-GAME

(Victories asterisked)

2018 DENVER (2-1)		RECEIVING								SCORING	
Date	Opponent	P/S	No.	Yds.	Avg.	LG	TD			2pt.	Pts.
Sep 9	vs. Seattle*	S	2	29	14.5	22	0			0	0
Sep 16	vs. Oakland*	S	4	48	12.0	22	0			0	0
Sep 23	at Baltimore	S	2	8	4.0	5	0			0	0
PLACED ON INJURED RESERVE ON SEPT. 29											
<b>Season Totals</b>			<b>3/3</b>	<b>8</b>	<b>85</b>	<b>10.6</b>	<b>22</b>	<b>0</b>		<b>0</b>	<b>0</b>



## JAMAL CARTER

20

SAFETY



6-1 • 215 • 2ND YR. • MIAMI

BORN: April 12, 1994, in Naranja, Fla.

HIGH SCHOOL: Southridge High School, Miami

ACQUIRED: College Free Agent, 2017

NFL YEAR: 2nd • YEAR WITH BRONCOS: 2nd

NFL GAMES PLAYED/STARTED: 16/0

### CARTER AT A GLANCE:

- A second-year safety from the University of Miami who made the Broncos' 53-man roster out of training camp as a college free agent in 2017.
- Appeared in all 16 games as a rookie, totaling eight defensive tackles (6 solo) and three special-teams stops.
- Played 50 games (15 starts) in four seasons at Miami (2013-16), tallying 165 tackles (96 solo), two interceptions and 10 passes defended.
- Entered the NFL with Denver as a college free agent on May 15, 2017.

**CAREER TRANSACTIONS:** Signed by Denver as a college free agent 5/15/17.



**2018:** Carter posted two solo tackles and one special-teams stop vs. Min. (8/11).

**2017:** Carter became the 13th undrafted Bronco in 14 seasons to make the first 53-man roster after leading all Broncos in the preseason with 19 tackles (13 solo)... Finished the regular-season with eight tackles (6 solo), three special-teams stops and one pass defended... Made his NFL debut vs. LAC (9/11)... Saw extensive action on defense for the first time in his career, finishing with three solo tackles at Ind. (12/14)... Posted two solo tackles and one pass defended vs. K.C. (12/31).

**COLLEGE:** Carter saw action in 50 games (15 starts) at the University of Miami, totaling 165 tackles (96 solo), two interceptions (48 yds.) and 10 passes defended... Opened 12-of-13 games played as a senior, leading the team with 85 tackles (53 solo) in addition to posting three passes defended... Recorded a career-best nine tackles at Georgia Tech (10/1)... Appeared in 12 games (1 start) as a junior, recording 49 tackles (23 solo), one interception (48 yds.), three passes defended and one forced fumble... Played 13 games (2 starts) as a sophomore and finished with 26 tackles (15 solo), one interception and six passes defended.

**PERSONAL:** Carter recorded 73 tackles and one interception as a senior at Southridge High School in Miami... Jamal Carter was born on April 12, 1994, in Naranja, Fla.

### CARTER'S REGULAR SEASON RECORD

Year	Club	G	S	UT	A	TT	S-Yds.	I-Yds.	PD	FF	FR	TD-Int.	TD-FR	S	Pts.
2017	Denver	16	0	6	2	8	0-0	0-0	1	0	0	0	0	0	0
<b>CAREER TOTALS</b>		<b>16</b>	<b>0</b>	<b>6</b>	<b>2</b>	<b>8</b>	<b>0-0</b>	<b>0-0</b>	<b>1</b>	<b>0</b>	<b>0</b>	<b>0</b>	<b>0</b>	<b>0</b>	<b>0</b>

**ADDITIONAL STATISTICS:** Special-teams tackles — 2017 (3), TOTAL (3).

### JAMAL CARTER'S 2017 GAME-BY-GAME

(Victories asterisked)

2018 DENVER (0-1)		TACKLES													
Date	Opponent	P/S	UT	A	TT	S-Yds.	I-Yds.	PD	FF	FR					
Aug 11	vs. Minnesota	P	2	0	2	0-0	0-0	0	0	0					
<b>Preseason Totals</b>		<b>1/0</b>	<b>2</b>	<b>0</b>	<b>2</b>	<b>0-0</b>	<b>0-0</b>	<b>0</b>	<b>0</b>	<b>0</b>					





# TROY FUMAGALLI

84

**TIGHT END**



**6-6 • 248 • R • WISCONSIN**

**BORN:** Feb. 17, 1995, in Naperville, Ill.

**HIGH SCHOOL:** Waubonsie Valley High School, Aurora, Ill.

**ACQUIRED:** Draft #5 (156th overall), 2018

**NFL YEAR:** 1st • **YEAR WITH BRONCOS:** 1st

**NFL GAMES PLAYED/STARTED:** 0/0

## FUMAGALLI AT A GLANCE:

- A rookie tight end out of the University of Wisconsin who missed all four preseason games with an injury and was placed on season-ending injured reserve.
- Started 32-of-52 games at Wisconsin after initially joining the program as a walk-on.
- Hauled in 135 passes for 1,627 yards (12.1 avg.) with seven touchdowns and was selected All-Big-Ten Conference twice during his collegiate career.
- Chosen as a finalist for the John Mackey Award (nation's top tight end) in 2017 after recording 46 catches for 547 yards (11.9 avg.) with four touchdowns.
- Played on the 2018 Senior Bowl North Team that was coached by the Broncos' staff.
- Selected by the Broncos in the fifth round (156th overall) of the 2018 NFL Draft.

**CAREER TRANSACTIONS:** Signed by Denver as a draft choice 5/11/18.



**2018:** Fumagalli missed all four preseason games with an injury and was placed on season-ending injured reserve on Sept. 1.

**COLLEGE:** Fumagalli started 32-of-52 games at Wisconsin after initially joining the program as a walk-on... Was chosen as a finalist for the John Mackey Award (nation's top tight end) after recording 46 catches for 547 yards (11.9 avg.) with four touchdowns in 2017... Started all 14 games in 2016, recording 47 catches for 580 yards (12.3 avg.) with two touchdowns... Notched 28 catches for 313 yards (11.2 avg.) with one touchdown after earning a scholarship before the start of the 2015 season... Played in all 14 games (2 starts) as a redshirt freshman in 2014, totaling 14 catches for 187 yards (13.4 avg.).

**PERSONAL:** Fumagalli attended Waubonsie Valley High School in Aurora, Ill., where he was named a four-time academic all-conference honoree... Played tight end and linebacker... Finished his prep career with 172 tackles, four sacks and six passes defended... Also lettered in baseball. Troy Fumagalli was born on Feb. 17, 1995, in Naperville, Ill.

## FUMAGALLI'S REGULAR SEASON RECORD

Year	Club	RECEIVING						SCORING				
		G	S	No.	Yds.	Avg.	LG	TD	TDp	TDrt	2pt	Pts.
2018	Denver	0	0	0	0	—	0	0	0	0	0	0
<b>CAREER TOTALS</b>		<b>0</b>	<b>0</b>	<b>0</b>	<b>0</b>	<b>—</b>	<b>0</b>	<b>0</b>	<b>0</b>	<b>0</b>	<b>0</b>	<b>0</b>

## TROY FUMAGALLI'S 2018 GAME-BY-GAME

(Victories asterisked)

2018 DENVER (2-2)		RECEIVING						SCORING	
Date	Opponent	P/S	No.	Yds.	Avg.	LG	TD	2pt.	Pts.
Aug 11	vs. Minnesota								
Aug 18	vs. Chicago								
Aug 24	at Washington*								
Aug 30	at Arizona*								
<b>Preseason Totals</b>		<b>0/0</b>	<b>0</b>	<b>0</b>	<b>—</b>	<b>0</b>	<b>0</b>	<b>0</b>	<b>0</b>



## MAX GARCIA

76

GUARD



6-4 • 309 • 4TH YR. • FLORIDA

BORN: Nov. 9, 1991, in Norcross, Ga.

HIGH SCHOOL: Norcross (Ga.) High School

ACQUIRED: Draft #4 (133rd overall), 2015

NFL YEAR: 4th • YEAR WITH BRONCOS: 4th

NFL GAMES PLAYED/STARTED: 57/41 • POSTSEASON GP/GS: 3/0

### GARCIA AT A GLANCE:

- A fourth-year offensive lineman who has seen action at both guard spots in 57 regular-season games (41 starts) and three postseason contests for Denver from 2015-18.
- Opened all 32 possible games for the Broncos during the last two seasons at left guard.
- Started 37-of-39 games played at the University of Florida and the University of Maryland, earning starts at left tackle, left guard and center.
- Earned second-team All-Southeastern Conference honors after starting all 13 games at center his redshirt senior season for the Gators and grading out to more than 97 percent in his 757 snaps played.
- Selected by the Broncos in the fourth round (133rd overall) of the 2015 NFL Draft.

**CAREER TRANSACTIONS:** Signed by Denver as a draft choice 5/13/15.



**2018:** Garcia saw action on special teams in Games 1-5... Opened the game at right guard while also seeing action at left guard vs. LAR (10/14)... Started at left guard at Ari. (10/18), at K.C. (10/28) and vs. Hou. (11/4)... Tore his ACL in practice and was inactive at LAC (11/18).

**2017:** Garcia opened all 16 games at left guard for the second consecutive season... Called for holding only one time and allowed four sacks, according to STATS LLC.

**2016:** Garcia started all 16 games at left guard and played every offensive snap for Denver... Allowed just three sacks in 16 games and was called for holding just twice, according to STATS LLC.

**2015:** Selected by the Broncos in the fourth round (133rd overall) of the 2015 NFL Draft, Garcia appeared in all 16 regular-season games (5 starts) and all three postseason contests, seeing action at both guard spots... Made his NFL debut vs. Bal. (9/13)... Made his first start at left guard vs. N.E. (11/29), seeing action in all 79 offensive snaps at both guard spots.

**COLLEGE:** Garcia started 37-of-39 games played at the University of Florida and the University of Maryland, earning starts at left tackle, left guard and center... Voted second-team All-Southeastern Conference as a senior at Florida after starting all 13 games at center for the Gators following an offseason transition from left tackle and left guard... Graded out to more than 97 percent in his 757 snaps played... Was on the Rimington Trophy (nation's top center) watch list... Named SEC Offensive Lineman of the Week on two occasions... Started all 12 games and saw action at both left tackle and left guard in his first year competing with the Gators... Anchored the offensive line after being the only starter to not miss time due to injury... Redshirted in 2012 due to NCAA transfer rules... Started 12 games at left tackle for Maryland in 2011.

**PERSONAL:** Garcia was named honorable mention Class 5A All-Georgia his senior year at Norcross (Ga.) High School... Competed in the shot put and discus events... Traveled to Australia in the summer of 2009 to compete in World Track meet... Majored in Family, Youth and Community Sciences at Florida... Played in the 2015 Senior Bowl and Medal of Honor Bowl following his collegiate career... Max Garcia was born on Nov. 9, 1991, in Norcross, Ga.

### GARCIA'S REGULAR SEASON RECORD

Year	Club	G	S
2015	Denver	16	5
2016	Denver	16	16
2017	Denver	16	16
2018	Denver	9	4
<b>CAREER TOTALS</b>		<b>57</b>	<b>41</b>

**ADDITIONAL STATISTICS:** Miscellaneous tackles — 2015 (3), 2016 (4), 2017 (1), TOTAL (8). Miscellaneous FR — 2015 (2), 2017 (1), TOTAL (3).

### GARCIA'S POSTSEASON RECORD

Year	Club	G	S
2015	Denver	3	0
<b>CAREER TOTALS</b>		<b>3</b>	<b>0</b>



# JERROL GARCIA-WILLIAMS 52

## OUTSIDE LINEBACKER

6-2 • 235 • 2ND Yr. • HAWAII

BORN: Dec. 24, 1993, in Wooster, Ohio

HIGH SCHOOL: Palo Verde High School, Las Vegas

ACQUIRED: College Free Agent, 2017

NFL YEAR: 2nd • YEAR WITH BRONCOS: 2nd

NFL GAMES PLAYED/STARTED: 11/0



### GARCIA-WILLIAMS AT A GLANCE:

- A second-year outside linebacker who played 11 games as a rookie with Denver in 2017 in addition to spending time on the club's practice squad.
- Appeared in 45 games (26 starts) at the University of Hawaii, totaling 222 tackles (148 solo), 3.5 sacks (24 yds.), one pass defended and three fumble recoveries during his collegiate career.
- Entered the NFL with Denver as a college free agent on May 12, 2017.

**CAREER TRANSACTIONS:** Signed by Denver as a college free agent 5/12/17; Waived by Denver 9/2/17; Signed by Denver (practice squad) 9/3/17; Signed by Denver (active roster) 10/20/17.



**2018:** Garcia-Williams made one solo tackle vs. Min. (8/11)... Notched one tackle and one pass defended vs. Chi. (8/18)... Had one special-teams stop at Was. (8/24).

**2017:** Garcia-Williams, who entered the NFL as a college free agent with Denver on May 12, appeared in 11 games, posting one solo tackle and one special-teams stop... Spent the first five games of the season on the Broncos' practice squad... Made his NFL debut at LAC (10/22)... Recorded a solo tackle vs. K.C. (12/31).

**COLLEGE:** Garcia-Williams appeared in 45 games (26 starts) at the University of Hawaii, totaling 222 tackles (148 solo), 3.5 sacks (24 yds.), one pass defended and three fumble recoveries... Saw action in 10 games (3 starts) as a redshirt senior, posting 31 tackles (24 solo)... Opened 9-of-10 games played as a junior, finishing second on the team with 89 tackles (55 solo) in addition to contributing 1.5 sacks (9 yds.)... Started the first two games of the season in 2014 before suffering a season-ending knee injury and earning a medical redshirt.

**PERSONAL:** Garcia-Williams attended Palo Verde High School in Las Vegas, finishing with 84 tackles, seven sacks, two interceptions and two forced fumbles as a senior... His father, Jerrol Williams, was an NFL linebacker with Pittsburgh (1989-92), San Diego (1993), Kansas City (1994) and Baltimore (1996)... Jerrol Garcia-Williams was born on Dec. 24, 1993, in Wooster, Ohio.

### GARCIA-WILLIAMS' REGULAR SEASON RECORD

Year	Club	G	S	UT	A	TT	S-Yds.	I-Yds.	PD	FF	FR	TD-Int.	TD-FR	S	Pts.
2017	Denver	11	0	1	0	1	0-0	0-0	0	0	0	0	0	0	0
<b>CAREER TOTALS</b>		<b>11</b>	<b>0</b>	<b>1</b>	<b>0</b>	<b>1</b>	<b>0-0</b>	<b>0-0</b>	<b>0</b>	<b>0</b>	<b>0</b>	<b>0</b>	<b>0</b>	<b>0</b>	<b>0</b>

**ADDITIONAL STATISTICS:** Special-teams tackles — 2017 (1), TOTAL (1).

### GARCIA-WILLIAMS' 2018 GAME-BY-GAME

(Victories asterisked)

2018 DENVER (0-2)		TACKLES													
Date	Opponent	P/S	UT	A	TT	S-Yds.	I-Yds.	PD	FF	FR					
Aug 11	vs. Minnesota	P	1	0	1	0-0	0-0	0	0	0					
Aug 18	vs. Chicago	P	1	0	1	0-0	0-0	1	0	0					
<b>Preseason Totals</b>			<b>2/0</b>	<b>2</b>	<b>0</b>	<b>2</b>	<b>0-0</b>	<b>0-0</b>	<b>1</b>	<b>0</b>	<b>0</b>				

**JEFF HEUERMAN****82****TIGHT END****6-5 • 255 • 4TH YR. • OHIO STATE****BORN:** Nov. 24, 1992, in Naples, Fla.**HIGH SCHOOL:** Barron Collier High School, Naples, Fla.**ACQUIRED:** Draft #3 (92nd overall), 2015**NFL YEAR:** 4th • **YEAR WITH BRONCOS:** 4th**NFL GAMES PLAYED/STARTED:** 37/18**HEUERMAN AT A GLANCE:**

- A fourth-year tight end who appeared in 37 games (18 starts) with Denver from 2016-18 after missing his initial NFL season in 2015 with a knee injury suffered during rookie mini camp.
- Totaled 18 catches for 283 yards (15.7 avg.) with two touchdowns during his first two seasons playing with Denver.
- Played 51 career games (36 starts) at Ohio State University, totaling 52 receptions for 792 yards (15.2 avg.) with seven touchdowns in four seasons.
- Tallied 17 catches for 207 yards (12.2 avg.) with two touchdowns as a senior team co-captain, helping the Buckeyes to the 2014 College Football Playoff National Championship.
- Selected by the Broncos in the third round (92nd overall) of the 2015 NFL Draft.

**CAREER TRANSACTIONS:** Signed by Denver as a draft choice 6/4/15.

**2018:** Heuerman caught one pass for 15 yards vs. Sea. (9/9)... Made two catches for 10 yards (5.0 avg.) vs. Oak. (9/16)... Caught two passes for seven yards (3.5 avg.) at Bal. (9/23)... Made four catches for 57 yards (14.3 avg.) vs. K.C. (10/1)... Caught two passes for 18 yards (9.0 avg.) at NYJ (10/7)... Made three catches for 23 yards (7.7 avg.) vs. LAR (10/14)... Started at tight end at Ari. (10/18)... Scored on a 4-yard touchdown at K.C. (10/28)... Posted career single-game highs in receptions (10) and receiving yards (83) in addition to catching his fourth career touchdown vs. Hou. (11/4)... Made four catches for 20 yards at LAC (11/18)... Tallied two catches for 44 yards (22.0 avg.) before suffering a season-ending injury at Pit. (11/25)... Was placed on injured reserve on Nov. 27.

**2017:** Heuerman played 14 games (6 starts) and caught nine passes for 142 yards (15.8 avg.) with two touchdowns... Recorded two catches for 24 yards (12.0 avg.) and scored his first career touchdown on a 13-yard reception vs. NYG (10/15)... Scored on a 54-yard touchdown run-and-catch at Ind. (12/14).

**2016:** Heuerman played 12 games (2 starts), catching nine passes for 141 yards (15.7 avg.)... Made his NFL debut and made one catch for 29 yards at Cin. (9/25)... Made two catches for 40 yards (20.0 avg.) vs. N.E. (12/18)... Made his first career start and caught three passes for 32 yards (10.7 avg.) at K.C. (12/25).

**2015:** Selected in the third round of the 2015 NFL Draft (92nd overall), Heuerman tore his ACL in rookie mini camp and missed the 2015 season.

**COLLEGE:** Heuerman played 51 career games (36 starts) at Ohio State University, totaling 52 receptions for 792 yards (15.2 avg.) with seven touchdowns in four seasons... Served as one of Ohio State University's co-captains, starting 14-of-15 games played and tallying 17 catches for 207 yards (12.2 avg.) with two touchdowns his senior year... Helped lead the Buckeyes to the College Football Playoff National Championship... Named a second-team All-Big Ten Conference selection and was on the John Mackey Award (nation's top tight end) mid-season watch list... Started all 14 games as a junior, recording career highs in receptions (26), receiving yards (466) and touchdowns (4) while earning All-Big Ten honorable mention honors... Led all Buckeyes receivers with 17.9 yards per reception... Named the Mackey Award Player of the Week following his career-best five-catch, 116-yard receiving outing vs. Purdue (11/2/13).

**PERSONAL:** Heuerman earned all-conference, all-area and all-district honors as a senior at Barron Collier High School in Naples, Fla... Led Barron Collier to three District 3A titles... Played hockey for eight years and competed on the junior circuit... His father, Paul, was a basketball captain at Michigan and his brother, Mike, played tight end at Notre Dame... Last name is pronounced HIRE-er-MIN... Jeff Heuerman was born on Nov. 24, 1992, in Naples, Fla.

## HEUERMANN'S REGULAR SEASON RECORD

Year	Club	G	S	No.	RECEIVING				TD	TD	TDr	SCORING			
					Yds.	Avg.	LG	TD				TDp	TDrt	2pt	Pts.
2015	Denver				INJURED RESERVE										
2016	Denver	12	2	9	141	15.7	31	0	0	0	0	0	0	0	
2017	Denver	14	6	9	142	15.8	54t	2	2	0	2	0	0	12	
2018	Denver	11	10	31	281	912	36	2	2	0	2	0	0	12	
CAREER TOTALS		37	18	49	564	11.5	54t	4	4	0	4	0	0	24	

**ADDITIONAL STATISTICS:** Miscellaneous tackles — 2017 (1), TOTAL (1).

## HEUERMANN'S SINGLE GAME HIGHS

*(Postseason in parentheses)*

**Receptions** — 10 vs. Houston, 11/4/18 (none). **Receiving yards** — 83 vs. Houston, 11/4/18 (none). **Longest reception** — 54t at Indianapolis, 12/14/17 (none). **Receiving touchdowns** — 1, four times, last vs. Houston, 11/4/18 (none).

## JEFF HEUERMANN'S 2018 GAME-BY-GAME

*(Victories asterisked)*

2018 DENVER (5-6)			RECEIVING						SCORING	
Date	Opponent	P/S	No.	Yds.	Avg.	LG	TD		2pt.	Pts.
Sep 9	vs. Seattle*	S	1	15	15.0	15	0		0	0
Sep 16	vs. Oakland*	S	2	10	5.0	6	0		0	0
Sep 23	at Baltimore	S	2	7	3.5	4	0		0	0
Oct 1	vs. Kansas City	S	4	57	14.3	36	0		0	0
Oct 7	at New York Jets	P	2	18	9.0	14	0		0	0
Oct 14	vs. Los Angeles Rams	S	3	23	7.7	11	0		0	0
Oct 18	at Arizona*	S	0	0	—	—	0		0	0
Oct 28	at Kansas City	S	1	4	4.0	4t	1		0	6
Nov 4	vs. Houston	S	10	83	8.3	14	1		0	6
Nov 18	at L.A. Chargers*	S	4	20	5.0	6	0		0	0
Nov 25	vs. Pittsburgh*	S	2	44	22.0	29	0		0	0
<b>Season Totals</b>			<b>11/10</b>	<b>31</b>	<b>281</b>	<b>9.1</b>	<b>36</b>	<b>2</b>	<b>0</b>	<b>12</b>



## RON LEARY

65

GUARD



6-3 • 320 • 7TH YR. • MEMPHIS

**BORN:** April 29, 1989, in Baton Rouge, La.

**HIGH SCHOOL:** Southern Lab High School, Baton Rouge, La.

**ACQUIRED:** Unrestricted Free Agent (Dallas), 2017

**NFL YEAR:** 7th • **YEAR WITH BRONCOS:** 2nd

**NFL GAMES PLAYED/STARTED:** 65/64 • **POSTSEASON GP/GS:** 3/3

### LEARY AT A GLANCE:

- A seventh-year offensive lineman who started 64-of-65 regular-season games played and three playoff contests during his first seven NFL seasons with Dallas (2012-16) and Denver (2017-18).
- Opened all 11 games played at right guard before being placed on injured reserve during his first season with Denver in 2017
- Appeared in 13 games (12 starts) in 2016, helping Dallas rank second in the NFL in rushing (149.8 ypg) as part of an offensive line that *Pro Football Focus* ranked No. 1 in both run blocking and pass blocking.
- Did not allow a sack during the 2016 season according to STATS LLC.
- Started 31-of-32 possible regular-season games for the Cowboys from 2013-14 after spending most of his rookie season on the team's practice squad.
- Contributed to Dallas allowing the fourth-fewest sacks (65) in the NFL from 2013-14 while posting the league's fifth-highest rushing average (4.6) in that span.
- Played 44 games (36 starts) at left tackle and right guard at the University of Memphis, earning second-team All-Conference USA honors as a senior.
- Joined the Broncos as an unrestricted free agent (Dallas) on March 9, 2017.
- Entered the NFL as a college free agent with Dallas on April 30, 2012.

**CAREER TRANSACTIONS:** Signed by Dallas as a college free agent 4/30/12; Waived by Dallas 8/31/12; Signed by Dallas (practice squad) 9/1/12; Signed by Dallas (active roster) 12/22/12; Signed by Denver 3/9/17.



**2018:** Leary started at left guard vs. Sea. (9/9), vs. Oak. (9/16), at Bal. (9/23), vs. K.C. (10/1) and at NYJ (10/7)... Opened the games at left guard before leaving with an ankle injury vs. LAR (10/14).. Was inactive at Ari. (10/18)... Placed on injured reserve with an Achilles injury on Oct. 20.

**2017:** Leary opened all 11 games played at right guard before eventually being placed on injured reserve (back) on Dec. 12... Allowed two sacks according to STATS LLC... Started at right guard in his Broncos debut vs. LAC (9/11).

**2016:** Leary opened 12-of-13 regular-season games and one postseason contest, helping Dallas rank second in the NFL in rushing (149.8 ypg) as part of an offensive line that *Pro Football Focus* ranked No. 1 in both run blocking and pass blocking... Did not allow a sack according to STATS LLC... Blocked for an offense that ranked fifth in the NFL in total offense (376.7) and scoring (26.3 ppg).

**2015:** Leary started all four games played for the Cowboys... Battled a groin injury early in the season and started three of the first five games... Was inactive for 10 weeks before opening the team's season finale.

**2014:** Leary opened all 15 regular-season games and two postseason contests for Dallas, contributing to an offense that ranked in the top-10 in total offense (383.6 ypg), rushing (147.1 ypg) and scoring (29.2 ppg)... Made his postseason debut in Dallas' NFC Wild Card Game vs. Det. (1/4).

**2013:** Leary started all 16 games at left guard for Dallas after earning the starting job in training camp... Made his NFL debut and first career start vs. NYG (9/8).

**2012:** Leary, who entered the NFL with Dallas as a college free agent on April 30, spent most of the season on the team's practice squad before being promoted to the active roster for the final two games of the season.

**COLLEGE:** Leary appeared in 44 games (36 starts) at left tackle and right guard at the University of Memphis, earning second-team All-Conference USA honors as a senior... Was a three-year starter on the offensive line, opening 30 games at left tackle and six at right guard... Selected to the 2008 All-Conference USA Freshman Team after playing in eight-of-13 games at left tackle and right tackle.

**PERSONAL:** Leary began playing football during his junior year at South Lab High School in Baton Rouge, La., becoming a team captain and first-team All-District 7-1A honoree as a senior... Ron Leary was born on April 29, 1989, in Baton Rouge, La.



## LEARY'S REGULAR SEASON RECORD

Year	Club	G	S
2012	Dallas	0	0
2013	Dallas	16	16
2014	Dallas	15	15
2015	Dallas	4	4
2016	Dallas	13	12
2017	Denver	11	11
2018	Denver	6	6
<b>CAREER TOTALS</b>		<b>65</b>	<b>64</b>

**ADDITIONAL STATISTICS:** Miscellaneous tackles — 2013 (1), 2014 (3), 2017 (2), TOTAL (6). Miscellaneous FR — 2016 (1), TOTAL (1).

## LEARY'S POSTSEASON SEASON RECORD

Year	Club	G	S
2014	Dallas	2	2
2016	Dallas	1	1
<b>CAREER TOTALS</b>		<b>3</b>	<b>3</b>



## DEIONTREZ MOUNT

53

### OUTSIDE LINEBACKER

6-5 • 253 • 4TH YR. • LOUISVILLE

**BORN:** Feb. 26, 1993, in Fort Walton Beach, Fla.

**HIGH SCHOOL:** Fort Walton Beach (Fla.) High School

**ACQUIRED:** Free Agent, 2017

**NFL YEAR:** 4th • **YEAR WITH BRONCOS:** 2nd

**NFL GAMES PLAYED/STARTED:** 12/0



### MOUNT AT A GLANCE:

- A fourth-year outside linebacker who has played 12 games during his career with Tennessee (2015), Indianapolis (2016) and Denver (2017).
- Played seven games with Denver in 2017, positing five tackles (4 solo).
- Appeared in 45 career games (13 starts) at the University of Louisville, totaling 83 tackles (50 solo), 9.5 sacks, three passes defended and one forced fumble.
- Selected by the Titans in the sixth round (177th overall) of the 2015 NFL Draft.
- Joined Denver as a practice squad signee on Sept. 3, 2017.

**CAREER TRANSACTIONS:** Signed by Tennessee as a draft choice 5/13/15; Waived by Tennessee 8/28/16; Signed by Indianapolis (practice squad) 9/19/16; Signed by Indianapolis (active roster) 12/15/16; Waived by Indianapolis 8/25/17; Signed by Denver 8/29/17; Waived by Denver 9/2/17; Signed by Denver (practice squad) 9/3/17; Signed by Denver (active roster) 11/15/17.



**2018:** Mount was placed on injured reserve on June 12 after suffering an injury during offseason workouts.

**2017:** Mount played seven games with the Broncos and made six tackles (5 solo) after spending time on the team's practice squad... Spent training camp with Indianapolis and was waived from injured reserve before signing with Denver on Sept. 29... Competed on the team's practice squad for the first 10 weeks of the season... Made his Broncos' debut on special teams vs. Cin. (11/19)... Recorded four tackles (3 solo) vs. K.C. (12/31).

**2016:** Mount played one game with Indianapolis in addition to spending time on the team's practice squad.

**2015:** Selected in the sixth round (177th overall) of the 2015 NFL Draft by Tennessee, Mount appeared in four games with the Titans before being placed on injured reserve (knee)... Recorded one interception (8 yds.) in his NFL debut at T.B. (9/13).

**COLLEGE:** Mount played in 45 career games (13 starts) at the University of Louisville, totaling 83 tackles (50 solo), 9.5 sacks, three passes defended and one forced fumble... Played 13 games (5 starts) as a senior in 2014, setting career highs with 38 tackles (29 solo), 11.5 tackles for loss and 5.0 sacks.

**PERSONAL:** Mount attended Fort Walton Beach (Fla.) High School, where he recorded 54 tackles and 5.5 sacks as a senior.... Was a FHSAA 3A Outdoor State Championship qualifier in the 110-meter hurdles and also participated in the 300 meter hurdles, long jump and 4x100 meter relay... Deiontrez (pronounced: Dee-on-trez) Mount was born on Feb. 26, 1993.

### MOUNT'S REGULAR SEASON RECORD

Year	Club	G	S	UT	A	TT	S-Yds.	I-Yds.	PD	FF	FR	TD-Int.	TD-FR	S	Pts.
2015	Tennessee	4	0	0	0	0	0-0	1-8	1	0	0	0	0	0	0
2016	Indianapolis	1	0	0	0	0	0-0	0-0	0	0	0	0	0	0	0
2017	Denver	7	0	5	1	6	0-0	0-0	0	0	0	0	0	0	0
<b>CAREER TOTALS</b>		<b>12</b>	<b>0</b>	<b>5</b>	<b>1</b>	<b>6</b>	<b>0-0</b>	<b>1-8</b>	<b>1</b>	<b>0</b>	<b>0</b>	<b>0</b>	<b>0</b>	<b>0</b>	<b>0</b>

**ADDITIONAL STATISTICS:** Special-teams tackles — 2017 (1), TOTAL (1)

**MATT PARADIS****61****CENTER****6-3 • 300 • 4TH YR. • BOISE STATE****BORN:** Oct. 12, 1989, in Council, Idaho**HIGH SCHOOL:** Council (Idaho) High School**ACQUIRED:** Draft #6 (207th overall), 2014**NFL YEAR:** 4th • **YEAR WITH BRONCOS:** 4th**NFL GAMES PLAYED/STARTED:** 57/57 • **POSTSEASON GP/GS:** 3/3**PARADIS AT A GLANCE:**

- A fourth-year center who started all 57 regular-season games and three postseason contests played during the last four seasons with Denver after spending the entire 2014 season competing on the Broncos' practice squad.
- Participated in every offensive snap—3,606 total—from 2015 to the first nine games of the 2018 season before suffering a season-ending foot injury.
- Voted by his teammates as the recipient of the 2016 Ed Block Courage Award after playing every snap while dealing with injuries to both hips.
- Played 35 career games (27 starts) at Boise State University after working his way up from a walk-on defensive lineman and a participant in 8-man high school football.
- Started his final 26 games at center for Boise State, earning All-Mountain West Conference accolades after his junior (first team) and senior (second team) campaigns.
- Selected by the Broncos in the sixth round (207th overall) of the 2014 NFL Draft.

**CAREER TRANSACTIONS:** Signed by Denver as a draft choice 6/2/14; Waived by Denver 8/30/14; Signed by Denver (practice squad) 8/31/14; Signed by Denver to a future contract 1/12/15.



**2018:** Paradis started and played every offensive snap at center in Games 1-8... Opened the game at center before leaving with a season-ending foot injury... Ended his consecutive snaps played streak at 3,606, which was the second-longest active streak in the NFL at the time of his injury.

**2017:** Paradis played all 16 games and every offensive snap for Denver for the third consecutive season... Started at center in all 16 contests.

**2016:** Paradis played every offensive snap for Denver for the second consecutive season... Voted by his teammates as the recipient of the 2016 Ed Block Courage Award for battling through injuries to his hips.

**2015:** Paradis played every offensive snap—the only Broncos player in 2015 to accomplish the feat—while starting all 16 regular season games and three postseason contests... Allowed just one sack and was called for only two penalties on the year... Made his NFL debut vs. Bal. (9/13).

**2014:** Selected by Denver in the sixth round (207th overall) of the 2014 NFL Draft, Paradis spent his rookie season competing on Denver's practice squad.

**COLLEGE:** Paradis was named a second-team All-Mountain West Conference selection after starting all 13 games at center for Boise State University and helping the offense rank ninth nationally red zone efficiency (.906), 16th in scoring (38.8 ppg) and 24th in total yards (470.8 per game)... Selected as Boise State's Outstanding Offensive Lineman and was named a game captain in four contests as a senior... Opened all 13 games at center in 2012 and earned first-team all-conference recognition while contributing to a unit that ranked sixth in the nation in sacks allowed (0.77 per game)... Switched from defensive line to offensive line before the start of his sophomore season... Redshirted as a true freshman and was named the team's Defensive Scout Player of the Year after walking on to the squad.

**PERSONAL:** Paradis was named the 1A Idaho High School Player of the Year in 2008 while playing 8-man football for Council (Idaho) High School... Received first-team all-state recognition on both offense and defense as a junior in 2007... Majored in business economics at Boise State... Named to the National Football Foundation's Hampshire Honor Society in 2013 and was a member of the Academic All-Mountain West Team... Last name is pronounced PARE-ud-diss... Matt Paradis was born on Oct. 12, 1989.

**PARADIS' REGULAR SEASON RECORD**

Year	Club	G	S
2014	Denver	PRACTICE SQUAD	
2015	Denver	16	16
2016	Denver	16	16
2017	Denver	16	16
2018	Denver	9	9
<b>CAREER TOTALS</b>		<b>57</b>	<b>57</b>

**ADDITIONAL STATISTICS:** Miscellaneous tackles — 2015 (1), 2017 (2), 2018 (2), TOTAL (5). Miscellaneous FR — 2016 (1), 2017 (1), 2018 (1), TOTAL (3).

**PARADIS' POSTSEASON RECORD**

Year	Club	G	S
2015	Denver	3	3
<b>CAREER TOTALS</b>		<b>3</b>	<b>3</b>



# EMMANUEL SANDERS

10

WIDE RECEIVER

5-11 • 180 • 9TH YR. • SOUTHERN METHODIST

BORN: March 17, 1987, in Bellville, Texas

HIGH SCHOOL: Bellville (Texas) High School

ACQUIRED: Unrestricted Free Agent (Pittsburgh), 2014

NFL YEAR: 9th • YEAR WITH BRONCOS: 5th

NFL GAMES PLAYED/STARTED: 127/88 • POSTSEASON GP/GS: 8/4



## SANDERS AT A GLANCE:

- A ninth-year wide receiver who saw action in 127 regular-season games (88 starts) and eight postseason contests (4 starts) during his first eight NFL seasons with Pittsburgh (2010-13) and Denver (2014-18), totaling 535 receptions for 7,024 yards (13.1 avg.) with 37 touchdowns during that span.
- Selected as AFC Offensive Player of the Week (Wk. 7) after totaling six receptions for 102 yards (17.0 avg.) with one touchdown and throwing a 28-yard touchdown pass at Ari. (10/18).
- Became the fifth wide receiver in NFL history in 2018 to pass for a touchdown, rush for a touchdown and catch a touchdown in the same season.
- Caught 47 passes for 555 yards (11.8 avg.) with two touchdowns in 12 games played (11 starts) in 2017.
- Recorded three consecutive 1,000-yard seasons during his first three years with Denver (2014-16), registering 14 100-yard receiving games, 20 touchdowns and 34 catches of 25-plus yards during that span.
- Teamed with Demaryius Thomas to become just the seventh pair of teammates with three consecutive 1,000-yards receiving seasons (2014-16).
- Earned his second career Pro Bowl nod in 2016 after totaling 79 catches for 1,032 yards with five touchdowns.
- Finished second on the Broncos with 76 receptions for 1,135 yards (14.9 avg.) and six touchdowns in the 2015 regular season in addition to ranking second among all NFL players with 230 yards on 16 catches in the postseason.
- Earned his first career Pro Bowl selection following his initial season with the Broncos in 2014 after ranking fifth in the NFL in receptions (101) and receiving yards (1,404)—figures that ranked fifth and fourth, respectively, in league history among players with a new team.
- Combined with Thomas (111-1,619) to record the most receiving yards (3,023) and tie for the most receptions (212) by an offensive tandem in the NFL in 2014—marking the second time a pair of Broncos teammates posted 100-plus receptions in the same season.
- Owns 1,083 career kickoff return yards on 45 attempts (24.1 avg.) and is one of just four NFL players since he entered the league in 2010 to post at least 3,000 yards receiving and 1,000 yards on kickoff returns.
- Named AFC Special Teams Player of the Week during his rookie season in 2010 after posting two kickoff returns of 35-plus yards, including a 37-yarder that set up the Steelers' game-winning field goal at Miami (10/24/10).
- Finished his collegiate career at Southern Methodist University as the school's all-time leader in career receptions (235), receiving yards (3,791), receiving touchdowns (34) and 100-yard receiving games (16).
- Joined the Broncos as an unrestricted free agent (Pittsburgh) on March 16, 2014.
- Selected by Pittsburgh in the third round (82nd overall) of the 2010 NFL Draft.

**CAREER TRANSACTIONS:** Signed by Pittsburgh as a draft choice 6/14/10; Signed by Denver as an unrestricted free agent 3/16/14.



**2018:** Sanders recorded his 16th career 100-yard receiving game (10-135, 1 TD) vs. Sea. (9/9)... Made four catches for 96 yards (24.0 avg.) vs. Oak. (9/16)... Scored on a 35-yard rush in addition to catching five passes for 38 yards (7.6 avg.) at Bal. (9/23)... Caught five passes for 45 yards (9.0 avg.) and rushed one time for 18

yards vs. K.C. (10/1)... Caught a team-high nine passes for 72 yards (8.0 avg.) at NYJ (10/7), passing WR Brandon Marshall (327 rec.) into sole possession of ninth place on the franchise's all-time receptions list with 336 catches... Posted his 17th career 100-yard receiving game, leading Denver with seven receptions for 115 yards (16.4 avg.) with one touchdown vs. LAR (10/14)... Selected as AFC Offensive Player of the Week after totaling six receptions for 102 yards (17.0 avg.) with one touchdown, throwing a 28-yard touchdown pass and recording his 18th career 100-yard outing at Ari. (10/18)... Became the fifth wide receiver in NFL history and seventh Bronco regardless of position to throw for a touchdown, rush for a touchdown and catch a touchdown in the same season... Posted four reception for 57 yards (14.3 avg.) at K.C. (10/28)... Made six catches for 47 yards (7.8 avg.) vs. Hou. (11/4)... Caught four passes for 56 yards (14.0 avg.) and rushed one time for six yards at LAC (11/18)... Made seven catches for 86 yards (12.3 avg.) with one touchdown vs. Pit. (11/25)... Caught four passes for 19 yards (4.8 avg.) at Cin. (12/2).

**2017:** Sanders caught 47 passes for 555 yards (11.8 avg.) with two touchdowns in 12 games (11 starts)... Battled an ankle injury all season and missed four contests... Tallied six receptions for 62 yards (10.1 avg.) with two touchdowns vs. Dal. (9/17) to represent his sixth career multi-touchdown game... Caught five passes for 76 yards (15.2 avg.) before leaving the game with an ankle injury vs. NYG (10/15)... Recorded his 15th career 100-yard receiving game (6-137) vs. N.E. (11/12)... Caught seven passes for 68 yards (9.7 avg.) at Ind. (12/14).

**2016:** Sanders became one of eight active NFL players with three consecutive 1,000-yard seasons, totaling 79 catches for 1,032 yards (13.1 avg.) with five touchdowns... Selected to his second career Pro Bowl... Recorded his 12th career 100-yard game, finishing with nine catches for 117 yards (13.0 avg.) with two touchdowns at Cin. (9/25)... Recorded the second-highest receiving total of his career (7-162, 1 TD) as well as his 13th overall 100-yard game vs. K.C. (11/27)... Caught three passes for 48 yards (16.0 avg.) vs. N.E. (12/18), surpassing 1,000 receiving yards for the third consecutive year.

**2015:** Sanders recorded his second consecutive 1,000-yard season, finishing with 76 receptions for 1,135 yards (14.9 avg.) with six touchdowns in addition to returning 17 punts for 103 yards (6.1 avg.)... Posted 16 catches for 230 yards (14.4 avg.) in Denver's three postseason contests... Recorded his first 100-yard game (9-111) of the season at Oak. (10/11)... Scored on a career-long 75-yard reception and finished with four catches for 109 yards (27.3) at Cle. (10/18)... Caught six passes for 90 yards (15.0 avg.) with a 64-yard touchdown reception at Ind. (11/8), making him the ninth Bronco with multiple 60-plus yard scores in a season... Set a career-high with 181 receiving yards (10-181) at Pit. (12/20), with his 205 yards from scrimmage (181 rec., 24 rush) representing the 25th time in team history a Broncos player topped 200 yards of offense... Caught five passes for 85 yards (17.0 avg.) in Denver's AFC Divisional Playoff Game vs. Pit. (1/17)... Posted five catches for a team-high 62 yards (12.4 avg.) in Denver's AFC Championship Game vs. N.E. (1/24)... Posted a game-high six catches for 83 yards (13.8 avg.) in Denver's Super Bowl 50 victory vs. Car. (2/7).

**2014:** Sanders started all 16 games and earned his first career Pro Bowl selection after setting career-highs in receptions (101), receiving yards (1,404) and touchdowns (9)... Recorded 16 catches of 25-plus yards, the second-best mark in the NFL in 2014... Ranked fourth and fifth, respectively, in NFL history for receiving yardage and reception totals for players in their first year with a new team... Combined with Demaryius Thomas (111) to become just the second 100-catch duo in franchise history (Rod Smith/Ed McCaffrey, 2000)... Registered seven 100-yard receiving games... Notched his first career 100-yard game vs. K.C. (9/14)... Had 11 receptions for 149 yards at Sea. (9/21) with eight of those receptions converting for first downs... Hauled in his first touchdown as a Bronco vs. S.F. (10/19)... Totaled nine receptions for 120 yards (13.3 avg.) and a career-high three touchdowns, which tied a team record, vs. S.D. (10/23)... Posted his fifth 100-yard receiving game of the season (10 rec. for a career-high 151 yds.) at N.E. (11/2) to become just the third Bronco (WR Rod Smith, 2000; WR Brandon Lloyd, 2010) to record at least five 100-yard receiving games through the team's first eight contests... Recorded his second career multi-touchdown game (5-67, 2 TDs) and his second such performance in three games at Oak. (11/9)... Notched his sixth 100-yard receiving game (5-102) before leaving the game with a concussion sustained in the third quarter at Stl. (11/16)... Made his first career postseason start in the AFC Divisional Playoff Game vs. Ind. (1/11) and finished with seven catches for 46 yards (6.6 avg.).

**2013:** Sanders played all 16 games for the second consecutive season and started 10 contests while finishing with 67 receptions, 740 receiving yards and six touchdowns... Totaled four catches of 40-plus yards, including a career-long 55-yard touchdown reception at NYJ (10/13)... Returned 10 kickoffs for 268 yards (26.8 avg.)... Made seven catches in the Steelers' regular-season opener vs. Ten. (9/8) to surpass 100 career receptions... Ran for a two-point conversion at Oak. (10/27)... Caught a touchdown in three consecutive contests (Games 11-13).

**2012:** Sanders appeared in all 16 regular-season games for the Steelers and registered 44 receptions for 626 yards (14.2 avg.) with one touchdown... Converted first downs on 15-of-18 third-down catches... Added nine punt returns for 93 yards (10.3 avg.) on special teams.

**2011:** Sanders saw action in 11 regular-season games and totaled 22 catches for 288 yards (13.1 avg.) with two touchdowns... Missed five games with knee and foot injuries... Led the Steelers with six receptions for 81 yards (13.5 avg.) in Pittsburgh's AFC Wild Card Game at Den. (1/8).

**2010:** Selected by Pittsburgh in the third round (82nd overall) of the 2010 NFL Draft, Sanders played in 13 regular-season games (1 start) for the Steelers and finished his rookie season with 28 receptions for 376 yards (13.4 avg.) with two touchdowns... Served as the club's primary kickoff returner and totaled 628 yards on 25 returns (25.1 avg.)... Appeared in all three postseason contests for the Steelers and contributed seven catches for 91 yards (13.0 avg.)... Caught his first career touchdown pass vs. N.E. (11/14)... Started his first career game in Pittsburgh's regular-season finale at Cle. (1/2)... Contributed two catches for 17 yards (8.5 avg.) in Super Bowl XLV vs. G.B. (2/6) before leaving the game with a foot injury.

**COLLEGE:** Sanders finished his collegiate career as Southern Methodist University's all-time career leader in



receptions (235), receiving yards (3,791), receiving touchdowns (34) and 100-yard receiving games (16) as he topped the 600-yard mark in all four seasons on campus... Named first-team All-Conference USA following his senior year when he set single-season school records with 98 catches for 1,339 yards (13.7 avg.) to go along with seven touchdowns.

**PERSONAL:** Sanders was an all-district running back, wide receiver and safety at Bellville (Texas) High School, where he was named Team MVP and Tri-County Offensive Player of the Year following his senior campaign... Chosen as a Broncos' Community Ambassador winner in 2017 after launching the Emmanuel Sanders Foundation, which supports children from financially disadvantaged families with support and resources... Emmanuel Sanders was born on March 17, 1987.

### SANDERS' REGULAR SEASON RECORD

Year	Club	G	S	RECEIVING				KICKOFF RETURNS				PUNT RETURNS			
				No.	Yds.	Avg.	LG	TD	No.	Yds.	Avg.	LG	TD	No.	FC
2010	Pittsburgh	13	1	28	376	13.4	35	2	25	628	25.1	48	0	4	1
2011	Pittsburgh	11	0	22	288	13.1	32	2	5	93	18.6	25	0	3	0
2012	Pittsburgh	16	7	44	626	14.2	37	1	1	27	27.0	27	0	9	93
2013	Pittsburgh	16	10	67	740	11.0	55t	6	10	268	26.8	46	0	0	0
2014	Denver	16	16	101	1,404	13.9	48	9	3	54	18.0	22	0	1	1
2015	Denver	15	15	76	1,135	14.9	75t	6	1	13	13.0	13	0	17	20
2016	Denver	16	16	79	1,032	13.1	64	5	0	0	—	—	0	0	0
2017	Denver	12	11	47	555	11.8	38	2	0	0	—	—	0	2	0
2018	Denver	12	12	71	868	12.2	64t	4	0	0	—	—	0	0	0
<b>CAREER TOTALS</b>		<b>127</b>	<b>88</b>	<b>535</b>	<b>7,024</b>	<b>13.1</b>	<b>75t</b>	<b>37</b>	<b>45</b>	<b>1,083</b>	<b>24.1</b>	<b>48</b>	<b>0</b>	<b>36</b>	<b>31</b>
<b>BRONCOS TOTALS</b>		<b>71</b>	<b>70</b>	<b>374</b>	<b>4,994</b>	<b>13.4</b>	<b>75t</b>	<b>26</b>	<b>4</b>	<b>67</b>	<b>16.8</b>	<b>35</b>	<b>0</b>	<b>20</b>	<b>21</b>

**ADDITIONAL STATISTICS:** Special-teams tackles — 2010 (12), 2011 (2), TOTAL (14). Miscellaneous Tackles — 2014 (1), 2015 (2), 2016 (1), 2017 (2), TOTAL (6). Special-teams fumbles — 2010 (1 FF), 2011 (1 FR), TOTAL (1 FF, 1 FR). Rushing — 2012 (1 for 4 yds.), 2013 (1 for 25 yds.), 2014 (8 for 44 yds.), 2015 (3 for 19 yds.), 2016 (1 for 4 yds.), 2018 (4 for 53 yds., 13.3 avg., 35t LG, 1 TD), TOTAL (18 for 159 yds., 8.8 avg., 35t LG, 1 TD). Completed a 15-yard pass vs. Seattle (9/18/11). Sacked for a loss of seven yards on a pass attempt vs. Washington (10/28/12). Completed a 28-yard touchdown pass at Arizona (10/18/18). Ran for a two-point conversion at Oakland (10/27/13).

### SANDERS' POSTSEASON RECORD

Year	Club	G	S	RECEIVING				KICKOFF RETURNS				PUNT RETURNS			
				No.	Yds.	Avg.	LG	TD	No.	Yds.	Avg.	LG	TD	No.	FC
2010	Pittsburgh	3	0	7	91	13.0	12	0	0	0	0.0	—	0	0	0
2011	Pittsburgh	1	0	6	81	13.5	18	0	0	0	0.0	—	0	0	0
2014	Denver	1	1	7	46	6.6	17	0	0	0	0.0	—	0	0	0
2015	Denver	3	3	16	230	14.4	34	0	0	0	0.0	—	0	0	0
<b>CAREER TOTALS</b>		<b>8</b>	<b>4</b>	<b>36</b>	<b>448</b>	<b>12.4</b>	<b>34</b>	<b>0</b>	<b>0</b>	<b>0</b>	<b>0.0</b>	<b>—</b>	<b>0</b>	<b>0</b>	<b>0</b>
<b>BRONCOS TOTALS</b>		<b>4</b>	<b>4</b>	<b>23</b>	<b>276</b>	<b>12.0</b>	<b>34</b>	<b>0</b>	<b>0</b>	<b>0</b>	<b>0.0</b>	<b>—</b>	<b>0</b>	<b>0</b>	<b>0</b>

**ADDITIONAL STATISTICS:** Special-teams tackles — 2010 (5), TOTAL (5). Miscellaneous Tackles—2015 (1), TOTAL (1). Miscellaneous FR—2016 (1), TOTAL (1).

### SANDERS' SINGLE GAME HIGHS

(Postseason in parentheses)

**Receptions** — 11, twice, last at Tennessee, 12/11/16 (7 vs. Indianapolis, 1/11/15). **Receiving yards** — 181 at Pittsburgh, 12/20/15 (85 vs. Pittsburgh, 1/17/16). **Longest reception** — 75t at Cleveland, 10/18/15 (34 vs. Pittsburgh, 1/17/16). **Receiving touchdowns** — 3 vs. San Diego, 10/23/14 (none). **Kick returns** — 6 vs. New England, 11/14/10 (none). **Kick return yards** — 156 vs. New England, 11/14/10 (none). **Longest kick return** — 48 at Miami, 10/24/10 (none). **Punt returns** — 3, four times, last vs. Baltimore, 9/13/15 (none). **Punt return yards** — 76 at N.Y. Giants, 11/4/12 (none). **Longest punt return** — 63 at N.Y. Giants, 11/4/12 (none).

### SANDERS' 100-YARD RECEIVING GAMES (18)

\*denotes win (Sanders' teams are 10-8 when he records 100 or more yards receiving in a game.)

Date	Opponent	No.	Yds.	Avg.	LG	TD
9/14/14	vs. Kansas City*	8	108	13.5	48	0
9/21/14	at Seattle	11	149	13.5	42	0
10/5/14	vs. Arizona*	7	101	14.4	30	0
10/23/14	vs. San Diego*	9	120	13.3	38	3
11/2/14	at New England	10	151	15.1	28	0
11/16/14	at St. Louis	5	102	20.4	42t	1
11/23/14	vs. Miami*	9	125	13.9	35	0
10/11/15	at Oakland*	9	111	12.3	45	0
10/18/15	at Cleveland*	4	109	27.3	75t	1
11/29/15	vs. New England*	6	113	18.8	39	0
12/20/15	at Pittsburgh	10	181	18.1	61t	1
9/25/16	at Cincinnati*	9	117	13.0	41t	2
11/27/16	vs. Kansas City	7	162	23.1	64	1
12/11/16	at Tennessee	11	100	9.8	17	1
11/12/17	vs. New England	6	137	22.8	38	0
9/9/18	vs. Seattle*	10	135	13.5	43t	1
10/14/18	vs. Los Angeles Rams	7	115	16.4	43	1
10/18/18	at Arizona*	6	102	17.0	64t	1

EMMANUEL SANDERS' 2018 GAME-BY-GAME

(Victories asterisked)

2018 DENVER (6-6)			RECEIVING					SCORING	
Date	Opponent	P/S	No.	Yds.	Avg.	LG	TD	2pt.	Pts.
Sep 9	vs. Seattle*	S	10	135	13.5	43t	1	0	6
Sep 16	vs. Oakland*	S	4	96	24.0	23	0	0	0
Sep 23	at Baltimore	S	5	38	7.6	9	0	0	6
Oct 1	vs. Kansas City	S	5	45	9.0	17	0	0	0
Oct 7	at New York Jets	S	9	72	8.0	13	0	0	0
Oct 14	vs. L.A. Rams	S	7	115	16.4	43	1	0	6
Oct 18	at Arizona*	S	6	102	17.0	64t	1	0	12
Oct 28	at Kansas City	S	4	57	14.3	49	0	0	0
Nov 4	vs. Houston	S	6	47	7.8	18	0	0	0
Nov 18	at L.A. Chargers*	S	4	56	14.0	38	0	0	0
Nov 25	vs. Pittsburgh*	S	7	86	12.3	38	1	0	6
Dec 2	at Cincinnati*	S	4	19	3.8	14	0	0	0
Season Totals		12/12	71	868	12.2	64t	4	0	36



## JORDAN TAYLOR

87

WIDE RECEIVER

6-5 • 210 • 3RD Yr. • RICE

BORN: Feb. 18, 1992, in Sherman, Texas

HIGH SCHOOL: Dennison (Texas) High School

ACQUIRED: College Free Agent, 2015

NFL YEAR: 3rd • YEAR WITH BRONCOS: 3rd

NFL GAMES PLAYED/STARTED: 26/2



### TAYLOR AT A GLANCE:

- A third-year wide receiver who appeared in 26 games (2 starts) with Denver from 2016-17 after spending his rookie season in 2015 season competing on the club's practice squad.
- Finished the 2017 season with 13 catches for 142 yards (10.9 avg.) and returned 11 punts for 103 yards (9.4 avg.).
- Caught 16 passes for 209 yards (13.1 avg.) with two touchdowns during his first season of action in 2016.
- Started 37-of-42 games at wide receiver for Rice University and amassed 175 receptions for 2,585 yards (14.8 avg.) with 20 touchdowns after converting from quarterback to wide receiver during his redshirt freshman season.
- Entered the NFL with Denver as a college free agent on May 2, 2015.

**CAREER TRANSACTIONS:** Signed by Denver as a college free agent 5/2/15; Waived by Denver 9/5/15; Signed by Denver (practice squad) 9/7/15; Signed by Denver to a future contract 2/10/16.



**2018:** Taylor was placed on PUP to begin the season after spending the offseason program and training camp recovering from hip surgeries.

**2017:** Taylor played 10 games (2 starts), recording 13 catches for 142 yards (10.9 avg.) and returning 11 punts for 103 yards (9.4 avg.)... Recorded a solo tackle defending a fake punt in his 2017 debut vs. Oak. (10/1)... Caught three passes for 26 yards vs. NYG (10/15)... Returned five punts for 62 yards (12.4 avg.) vs. NYJ (12/10)... Finished with a career-best six catches for 65 yards (10.8 avg.) vs. K.C. (12/31).

**2016:** Taylor played all 16 games and caught 16 passes for 209 yards (13.1 avg.) with two touchdowns in addition to making two special-teams tackles and recovering a special-teams fumble... Made his NFL debut vs. Car. (9/8)... Caught his first career pass (20 yds.) vs. Ind. (9/18)... Scored his first career receiving touchdown (14 yds.) and finished with two catches for 32 yards (16.0 avg.) at N.O. (11/13)... Caught a 6-yard touchdown vs. K.C. (11/27)... Matched his career-high three with catches for a personal-best 41 yards (13.7 avg.) vs. Oak. (1/1).

**2015:** Taylor, who entered the NFL with Denver as a college free agent, spent his entire rookie season on the club's practice squad.

**COLLEGE:** Taylor started 37-of-42 games at wide receiver for Rice University and amassed 175 receptions for 2,585 yards (14.8 avg.) with 20 touchdowns after converting from quarterback to wide receiver during his redshirt freshman season... Recorded 100-yard games on eight occasions... Named a second-team All Conference-USA selection in 2013 and 2014... Finished 2014 with 54 catches for 842 yards (14.8 avg.) with seven touchdowns despite missing three games with an injury... Recorded 48 catches for 780 yards (16.3 avg.) with six scores in his last eight games of the 2014 season.

**PERSONAL:** Taylor threw for 3,766 yards and 40 touchdowns in addition to rushing for 2,500 yards and 39 touchdowns in his career... Earned all-district and honorable mention all-state honors as a wide receiver as a sophomore before moving to quarterback as a junior... Caught 29 passes for 546 yards (18.8) and 11 touchdowns as a sophomore... Played baseball and earned all-district honors as an outfielder as a junior as a senior... His brother, Ryan, was an offensive lineman at UCLA and is now the offensive line coach at Tyler (Texas) Junior College... Jordan Taylor was born on Feb. 18, 1992, in Sherman, Texas.

### TAYLOR'S REGULAR SEASON RECORD

Year	Club	G	S	No.	RECEIVING				TD	TD	TDr	SCORING			2pt	Pts.
					Yds.	Avg.	LG					TdP	TDr			
2015	Denver															
2016	Denver	16	0	16	209	13.1	35		2	2	0	2	0	0	0	12
2017	Denver	10	2	13	142	10.9	30		0	0	0	0	0	0	0	0
<b>CAREER TOTALS</b>		<b>26</b>	<b>2</b>	<b>29</b>	<b>351</b>	<b>12.1</b>	<b>35</b>		<b>2</b>	<b>2</b>	<b>0</b>	<b>2</b>	<b>0</b>	<b>0</b>	<b>0</b>	<b>12</b>

**ADDITIONAL STATISTICS:** Special-teams tackles — 2016 (2), 2017 (3), TOTAL (5). Defensive tackles — 2017 (1), TOTAL (1). Miscellaneous tackles — 2017 (1), TOTAL (1). Special-teams FR — 2016 (1), TOTAL (1). Punt returns — 2017 (11 for 103 yards, 9.4 avg., 24 LG, 0 TD), TOTAL (11 for 103 yards, 9.4 avg., 24 LG, 0 TD).

## WON 6, LOST 8

09/09 W 27-24	Seattle	76,761
09/16 W 20-19	Oakland	76,696
09/23 L 14-27	at Baltimore	70,156
10/01 L 23-27	Kansas City	76,656
10/07 L 16-34	at N.Y. Jets	77,982
10/14 L 20-23	L.A. Rams	76,109
10/18 W 45-10	at Arizona	62,359
10/28 L 23-30	at Kansas City	77,103
11/04 L 17-19	Houston	76,270
11/18 W 23-22	at L.A. Chargers	25,462
11/25 W 24-17	Pittsburgh	76,536
12/02 W 24-10	at Cincinnati	44,392
12/09 L 14-20	at San Francisco	69,449
12/15 L 16-17	Cleveland	76,596
12/24	at Oakland	
12/30	L.A. Chargers	

Denv. Opp.

TOTAL FIRST DOWNS	282	285
Rushing	96	74
Passing	158	179
Penalty	28	32
3rd Down: Made/Att	59/179	73/187
3rd Down Pct.	33.0	39.0
4th Down: Made/Att	13/21	6/11
4th Down Pct.	61.9	54.5
POSSESSION AVG.	28:42	31:18
TOTAL NET YARDS	4932	5293
Avg. Per Game	352.3	378.1
Total Plays	879	910
Avg. Per Play	5.6	5.8
NET YARDS RUSHING	1725	1683
Avg. Per Game	123.2	120.2
Total Rushes	344	369
NET YARDS PASSING	3207	3610
Avg. Per Game	229.1	257.9
Sacked/Yards Lost	32/229	42/287
Gross Yards	3436	3897
Att./Completions	503/313	499/320
Completion Pct.	62.2	64.1
Had Intercepted	12	15
PUNTS/AVERAGE	73/44.2	63/45.8
NET PUNTING AVG.	73/39.8	63/41.6
PENALTIES/YARDS	103/795	111/905
FUMBLES/BALL LOST	13/3	19/9
TOUCHDOWNS	36	33
Rushing	18	8
Passing	16	25
Returns	2	0

<b>* SCORE BY PERIODS</b>	Q1	Q2	Q3	Q4	OT	PTS
TEAM	75	75	79	77	0	306
OPPONENTS	58	119	75	47	0	299
<b>* SCORING</b>	TD-Ru	Pa	Rt	K-PAT	FG	S PTS
McManus	0	0	0	0	33/33	19/23 0 90
Lindsay	10	9	1	0		0 60
Freeman	5	5	0	0		0 30
Sanders	5	1	4	0		0 30
Sutton	3	0	3	0		0 18
De. Thomas TM	3	0	3	0		0 18
Heurman	2	0	2	0		0 12
Keenum	2	2	0	0		0 12
Booker	1	1	0	0		0 6
Davis	1	0	0	1		0 6
Hamilton	1	0	1	0		0 6
C. Harris	1	0	0	1		0 6
LaCosse	1	0	1	0		0 6
Patrick	1	0	1	0		0 6
TEAM	36	18	16	2	33/33	19/23 0 306
OPPONENTS	33	8	25	0	29/33	24/29 0 299

2-Pt Conv: TM 0-3, OPP 0-0

**SACKS:** Miller 14.5, Chubb 12, Barrett 3, Gotsis 2, S. Harris 1.5, Kerr 1.5, Wolfe 1.5, C. Harris 1, Ray 1, Stewart 1, Dy. Thomas 1, Walker 1, Davis 0.5, D. Peko 0.5, TM 42, OPP 32

**FUM/LOST:** Keenum 8/1, Booker 1/1, Freeman 1/1, Langley 1/0, Patrick 1/0, Sanders 1/0

<b>* PASSING</b>	Att	Cmp	Yds	Cmp%	Yds/Att	TD	TD%	Int	Int%	Long	Sack/Lost	Rating
Keenum	501	311	3396	62.1	6.78	15	3.0	12	2.4	64t	32/ 229	82.1
Sanders	1	1	28	100.0	28.00	1	100.0	0	0.0	28t	0/ 0	158.3
Wadman	1	1	12	100.0	12.00	0	0.0	0	0.0	12	0/ 0	116.7
TEAM	503	313	3436	62.2	6.83	16	3.2	12	2.4	64t	32/ 229	83.1
OPPONENTS	499	320	3897	64.1	7.81	25	5.0	15	3.0	97t	42/ 287	92.2

## \* RUSHING

No.	Yds	Avg	Long	TD
Lindsay	182	991	5.4	65t 9
Freeman	106	440	4.2	24 5
Booker	26	148	5.7	26 1
Keenum	20	66	3.3	16 2
Sanders	4	53	13.3	35t 1
Patrick	2	24	12.0	13 0
Janovich	2	5	2.5	3 0
Kelly	1	-1	-1.0	-1 0
Sutton	1	-1	-1.0	-1 0
TEAM	344	1725	5.0	65t 18
OPPONENTS	369	1683	4.6	77t 8

## \* RECEIVING

No.	Yds	Avg	Long	TD
Sanders	71	868	12.2	64t 4
De. Thomas TM	36	402	11.2	45 3
Sutton	35	614	17.5	42 3
Lindsay	33	230	7.0	29t 1
Heurman	31	281	9.1	36 2
Booker	30	234	7.8	30 0
LaCosse	19	217	11.4	44 1
Hamilton	19	154	8.1	24 1
Patrick	16	223	13.9	26 1
Holmes LG	13	162	12.5	24 0
Holmes TM	1	5	5.0	5 0
Butt	8	85	10.6	22 0
Freeman	6	29	4.8	7 0
Janovich	5	71	14.2	32 0
Parker	3	23	7.7	11 0
TEAM	313	3436	11.0	64t 16
OPPONENTS	320	3897	12.2	97t 25

## \* INTERCEPTIONS

No.	Yds	Avg	Long	TD
C. Harris	3	68	22.7	53t 1
Simmons	3	8	2.7	8 0
Stewart	2	3	1.5	3 0
Miller	1	42	42.0	42 0
Davis	1	20	20.0	20t 1
Wolfe	1	2	2.0	2 0
S. Harris	1	0	0.0	0 0
A. Jones	1	0	0.0	0 0
Roby	1	0	0.0	0 0
Dy. Thomas	1	0	0.0	0 0
TEAM	15	143	9.5	53t 2
OPPONENTS	12	216	18.0	104 0

## \* PUNTING

No.	Yds	Avg	Net	TB	In	Lg	B
Wadman	53	2347	44.3	39.8	2	18	59 0
King	20	881	44.1	39.7	1	7	66 0
TEAM	73	3228	44.2	39.8	3	25	66 0
OPPONENTS	63	2887	45.8	41.6	7	27	69 1

## \* PUNT RETURNS

Ret	FC	Yds	Avg	Long	TD
Cracraft	10	6	37	3.7	20 0
A. Jones	10	1	25	2.5	10 0
Hamilton	3	5	31	10.3	13 0
Lindsay	3	0	23	7.7	15 0
McKenzie TM	2	0	13	6.5	11 0
TEAM	28	12	129	4.6	20 0
OPPONENTS	32	17	262	8.2	51 0

## \* KICKOFF RETURNS

No.	Yds	Avg	Long	TD
Lindsay	7	163	23.3	32 0
Booker	5	118	23.6	35 0
A. Jones	4	85	21.3	25 0
Langley	3	44	14.7	18 0
Cracraft	1	0	0.0	0 0
Janovich	1	8	8.0	8 0
LaCosse	1	10	10.0	10 0
TEAM	22	428	19.5	35 0
OPPONENTS	26	535	20.6	37 0

## \* FIELD GOALS

1-19	20-29	30-39	40-49	50+
McManus	0/ 0	4/ 4	6/ 6	7/ 7 2/ 6
TEAM	0/ 0	4/ 4	6/ 6	7/ 7 2/ 6
OPPONENTS	0/ 0	6/ 6	7/ 8	9/13 2/ 2
McManus:	(51G,53G) (39G,36G) () (42G,34G,46G) (30G) (28G,24G) (41G) (55N,36G) (44G,62N,51N) (34G) (41G) (50N,29G) () (44G,42G,29G)			
OPP:	(35G,46N) (26G,46G) (52G,43B,52G) (33G,21G) (30N,49G,30G) (26G,39G,47N,21G) (43G) (24G) (46G,37G) (46G,45G,30G) (48B,41G) (35G) (40G,29G) (40G)			

# DENVER BRONCOS 2018 DEFENSIVE STATISTICS (6-8)

(based on press box totals)

	PLAYER	TT	UT	AT	Sk.	Yds.	Int.	Yds.	TFL	QBH	PD	FF	FR
1	Todd Davis	103	73	30	0.5	0	1	20	6	5	7	0	0
2	Justin Simmons	91	69	22	0	0	3	8	0	0	4	0	0
3	Darian Stewart	53	40	13	1	4.5	2	3	0	2	3	0	1
4	Bradley Chubb	51	34	17	12	83	0	0	13	20	1	2	1
5	Chris Harris	49	40	9	1	9	3	68	1	1	10	0	0
6	Von Miller	45	28	17	14.5	88	1	42	14	24	2	4	2
7	Bradley Roby	42	37	5	0	0	1	0	1	0	12	2	0
8	Josey Jewell	41	25	16	0	0	0	0	3	0	3	0	0
9	Derek Wolfe	38	28	10	1.5	13.5	1	3	2	5	5	0	1
10	Brandon Marshall	37	18	19	0	0	0	0	0	0	1	0	0
11	Adam Gotsis	35	23	12	2	9	0	0	3	6	5	2	1
12	Will Parks	33	18	15	0	0	0	0	0	2	3	1	0
13	Shelby Harris	32	21	11	1.5	12.5	1	0	8	7	4	0	0
14	Zach Kerr	31	16	15	1.5	7	0	0	2	3	1	0	0
15	Domata Peko	26	16	10	0.5	4.5	0	0	2	3	1	0	0
16	Shaquil Barrett	22	17	5	3	38	0	0	5	6	1	0	0
17	Tramaine Brock	18	15	3	0	0	0	0	0	0	6	0	0
18	Su'a Cravens	16	11	5	0	0	0	0	0	1	0	0	0
19	Isaac Yiadom	13	10	3	0	0	0	0	0	0	1	0	0
20	Shane Ray	10	6	4	1	6	0	0	1	1	1	1	0
21	Adam Jones	9	9	0	0	0	1	0	2	0	3	0	0
22	Dymonte Thomas	5	3	2	1	6	1	0	1	1	1	0	0
23	Joseph Jones	4	4	0	0	0	0	0	0	0	0	0	0
	DeMarcus Walker	4	2	2	1	6	0	0	1	1	0	0	1
25	Keishawn Bierria	2	1	1	0	0	0	0	0	0	0	0	0
	Jeff Holland	2	1	1	0	0	0	0	0	0	0	0	0
27	Jamar Taylor	1	1	0	0	0	0	0	0	0	0	1	0
	Shamarko Thomas	1	0	1	0	0	0	0	0	0	0	0	0
	<b>TOTALS</b>	<b>814</b>	<b>566</b>	<b>248</b>	<b>42</b>	<b>287</b>	<b>15</b>	<b>144</b>	<b>65</b>	<b>88</b>	<b>75</b>	<b>13</b>	<b>7</b>

## SPECIAL TEAMS STATISTICS (based on press box totals)

	PLAYER	TT	UT	AT	FF	FR	BK	BP	TD
1	Joseph Jones	11	9	2	0	0	0	1	0
2	Tim Patrick	7	5	2	0	0	0	0	0
	Andy Janovich	7	6	1	0	0	0	0	0
	Josey Jewell	7	5	2	0	0	0	0	0
5	Dymonte Thomas	6	4	2	0	1	0	0	0
6	Shamarko Thomas	5	4	1	0	0	0	0	0
7	Keishawn Bierria	3	2	1	0	0	0	0	0
8	Will Parks	2	2	0	0	0	0	0	0
	Shaquil Barrett	2	2	0	0	0	1	0	0
	Isaac Yiadom	2	2	0	0	0	0	0	0
	Brendan Langley	2	2	0	0	0	0	0	0
	Devontae Booker	2	0	2	0	0	0	0	0
	Su'a Cravens	2	0	2	0	1	0	0	0
14	Phillip Lindsay	1	1	0	0	0	0	0	0
	Courtland Sutton	1	1	0	0	0	0	0	0
	Brandon McManus	1	1	0	0	0	0	0	0
	Brian Parker	1	1	0	0	0	0	0	0
	DaeSean Hamilton	1	0	1	0	0	0	0	0
	River Cracraft	1	0	1	0	0	0	0	0
20	Justin Simmons	0	0	0	0	0	2	0	0
	<b>TOTALS</b>	<b>64</b>	<b>47</b>	<b>17</b>	<b>0</b>	<b>2</b>	<b>3</b>	<b>1</b>	<b>0</b>

**MIS. TACKLES:** Heuerman 2, Paradis 2, Booker 1, Butt 1, Hamilton 1, Lindsay 1, Parker 1, Sutton 1, De. Thomas 1, Wilkinson 1

**MIS. FUMBLE RECOVERIES:** Keenum 4, Heuerman, 1, Paradis 1, Veldheer 1

**MIS. FORCED FUMBLES:** None

**TWO-POINT CONVERSION STOPS:** None

**DEFENSIVE TOUCHDOWNS:** Davis (29-yd Int. at Ari. 10/18), Harris Jr. (53-yd Int. at Ari. 10/18)

**BLOCKED PUNTS:** Joe Jones (at Bal. 9/23)

**BLOCKED KICKS:** Barrett (XP vs. Oak., 9/16), Simmons (FG at Bal., 9/23), Simmons (FG vs. Pit., 11/25)

## BRONCOS 2018 GAME-BY-GAME PARTICIPATION

	vs. Sea. (9/19)	vs. Oak. (9/16)	at Bal. (9/23)	vs. K.C. (10/1)	at NYJ (10/7)	vs. LAR (10/14)	at Ari. (10/18)	at K.C. (10/28)	vs. Hou. (11/4)	at LAC (11/18)	vs. Pit. (11/25)	at Cin. (12/2)	at S.F. (12/9)	vs. Cle. (12/15)	at Oak. (12/24)	vs. LAC (12/30)	P	-	S	-	DNP	-	INA
Barrett, Shaquil	P	P	P	P	P	P	P	P	P	P	P	INA	INA	INA			11	-	0	-	0	-	3
Bierria, Keishawn	P	P	P	P	P	P	P	P	P	P	P	P	P	P			14	-	0	-	0	-	0
Bolles, Garrett	LT	LT	LT	LT	LT	LT	LT	LT	LT	LT	LT	LT	LT	LT			14	-	14	-	0	-	0
Booker, Devontae	P	P	P	P	P	P	P	P	P	P	P	P	P	P			14	-	0	-	0	-	0
Brock, Tramaine	P	P	P	INA	INA	CB	P	P	LCB	P	P	INA	INA	RCB			10	-	3	-	0	-	4
Butt, Jake	TE	TE	TE	IR	IR	IR	IR	IR	IR	IR	IR	IR	IR	IR			3	-	3	-	0	-	0
Chubb, Bradley	SLB	SLB	SLB	SLB	SLB	SLB	SLB	SLB	SLB	SLB	SLB	SLB	SLB	SLB			14	-	14	-	0	-	0
Cracraft, River	NWT	PS	PS	PS	PS	PS	PS	PS	P	P	P	P	P	P			6	-	0	-	0	-	0
Cravens, Su'a	IR	IR	IR	IR	IR	IR	IR	IR	P	P	P	P	P	INA			5	-	0	-	0	-	1
Davis, Todd	ILB	ILB	ILB	ILB	ILB	ILB	ILB	ILB	ILB	ILB	ILB	ILB	ILB	ILB			14	-	14	-	0	-	0
Falah, Nico	NWT	NWT	NWT	NWT	NWT	NWT	NWT	INA	INA	INA	INA	INA	INA	INA			0	-	0	-	0	-	6
Freeman, Royce	RB	RB	RB	RB	RB	RB	RB	INA	INA	P	P	P	P	P			12	-	7	-	0	-	3
Garcia, Max	P	P	P	P	P	RG	LG	LG	LG	INA	IR	IR	IR	IR			9	-	4	-	0	-	2
Gotsis, Adam	DE	P	DE	P	DE	P	DE	DE	DE	DE	DE	DE	DE	P			14	-	10	-	0	-	0
Gradkowski, Gino	NWT	NWT	NWT	NWT	NWT	NWT	NWT	NWT	NWT	P	P	P	P	P			5	-	0	-	0	-	0
Hamilton, DaeSean	P	P	P	P	P	P	P	INA	INA	P	P	WR	WR	WR			12	-	3	-	0	-	2
Harris Jr., Chris	RCB	RCB	RCB	RCB	RCB	RCB	RCB	RCB	RCB	RCB	RCB	RCB	INA	INA			12	-	12	-	0	-	2
Harris, Shelby	P	P	P	P	P	P	P	P	P	P	P	P	P	P			14	-	0	-	0	-	0
Hemingway, Temarrick	NWT	NWT	NWT	NWT	PS	PS	PS	PS	PS	PS	PS	P	P	P			3	-	0	-	0	-	0
Heuerman, Jeff	TE	TE	TE	TE	P	TE	TE	TE	TE	TE	TE	IR	IR	IR			11	-	10	-	0	-	0
Hogan, Kevin	INA	INA	INA	INA	INA	INA	INA	DNP	DNP	DNP	DNP	DNP	DNP	DNP			0	-	0	-	7	-	7
Holland, Jeff	PS	PS	PS	PS	PS	PS	PS	PS	PS	PS	PS	INA	INA	P			1	-	0	-	0	-	2
Holmes, Andre*	P*	P*	P*	WR*	P*	P*	WR*	WR*	P*	P*	P*	P*	P	P			14	-	3	-	0	-	0
Janovich, Andy	P	P	P	FB	P	FB	FB	FB	P	P	FB	P	FB	FB			14	-	7	-	0	-	0
Jewell, Josey	P	P	ILB	P	P	P	P	P	ILB	ILB	ILB	ILB	ILB	P			14	-	7	-	0	-	0
Johnson, Alexander	INA	INA	INA	INA	INA	INA	INA	INA	P	INA	INA	NWT	PS	PS			1	-	0	-	0	-	10
Jones, Adam	P	CB	INA	CB	P	INA	INA	P	P	P	NWT	NWT	NWT	NWT			7	-	2	-	0	-	3
Jones, Joseph	P	P	P	P	P	P	P	P	P	P	P	P	P	P			14	-	0	-	0	-	0
Jones, Sam	INA	INA	INA	INA	INA	INA	DNP	DNP	INA	P	INA	INA	INA	P			2	-	0	-	2	-	10
Keenum, Case	QB	QB	QB	QB	QB	QB	QB	QB	QB	QB	QB	QB	QB	QB			14	-	14	-	0	-	0
Kelly, Chad	DNP	DNP	DNP	DNP	DNP	P	DNP	NWT	NWT	NWT	NWT	NWT	NWT	NWT			1	-	0	-	6	-	0
Kerr, Zach	P	P	P	P	P	P	P	P	P	P	P	P	P	P			14	-	0	-	0	-	0
King, Marquette	P	P	P	P	IR	IR	IR	IR	NWT	NWT	NWT	NWT	NWT	NWT			4	-	0	-	0	-	0
Kouandjio, Cyrus	NWT	NWT	NWT	NWT	NWT	NWT	NWT	NWT	NWT	NWT	P	P	NWT	NWT			2	-	0	-	0	-	0
Kreiter, Casey	P	P	P	P	P	P	P	P	P	P	P	P	P	P			14	-	0	-	0	-	0
LaCosse, Matt	P	P	P	P	P	P	P	P	P	TE	P	TE	TE	TE			14	-	4	-	0	-	0
Langley, Brendan	PS	PS	PS	PS	PS	PS	PS	PS	PS	PS	P	P	P	P			4	-	0	-	0	-	0
Leary, Ron	LG	LG	LG	LG	LG	LG	LG	INA	IR	IR	IR	IR	IR	IR			6	-	6	-	0	-	1
Lindsay, Phillip	P	P	P	P	P	P	P	RB	RB	RB	RB	RB	RB	RB			14	-	7	-	0	-	0
Marshall, Brandon	ILB	ILB	P	ILB	ILB	ILB	ILB	P	INA	INA	INA	INA	INA	ILB			9	-	7	-	0	-	5
Marshall, Trey	PS	PS	PS	PS	PS	PS	PS	PS	PS	PS	PS	PS	PS	P			1	-	0	-	0	-	0
McGovern, Connor	RG	RG	RG	RG	RG	P	RG	RG	RG	C	C	C	C	C			14	-	13	-	0	-	0
McKenzie, Isaiah	INA	PS	PS	PS	PS	PS	PS	P	NWT	NWT	NWT	NWT	NWT	NWT			1	-	0	-	0	-	1
McManus, Brandon	P	P	P	P	P	P	P	P	P	P	P	P	P	P			14	-	0	-	0	-	0
Miller, Von	WLB	WLB	WLB	WLB	WLB	WLB	WLB	WLB	WLB	WLB	WLB	WLB	WLB	WLB			14	-	14	-	0	-	0
Paradis, Matt	C	C	C	C	C	C	C	C	C	IR	IR	IR	IR	IR			9	-	9	-	0	-	0
Parker, Brian	PS	PS	PS	P	P	P	P	P	P	P	P	P	P	P			11	-	0	-	0	-	0
Parks, Will	P	P	P	P	P	P	P	SS	SS	P	P	P	P	DB			14	-	4	-	0	-	0
Patrick, Tim	P	P	P	P	WR	P	P	P	WR	P	P	P	P	P			14	-	2	-	0	-	0
Peko Sr., Domata	NT	NT	NT	NT	NT	NT	NT	NT	NT	NT	NT	NT	NT	NT			14	-	14	-	0	-	0
Ray, Shane	P	P	P	P	P	P	P	INA	INA	P	P	P	P	P			11	-	0	-	0	-	3
Roby, Bradley	LCB	LCB	LCB	LCB	LCB	LCB	LCB	LCB	INA	LCB	LCB	LCB	LCB	LCB			13	-	13	-	0	-	1
Sanders, Emmanuel	WR	WR	WR	WR	WR	WR	WR	WR	WR	WR	WR	WR	IR	IR			12	-	12	-	0	-	0
Simmons, Justin	FS	FS	FS	FS	FS	FS	FS	FS	FS	FS	FS	FS	FS	FS			14	-	14	-	0	-	0
Stewart, Darian	SS	SS	SS	SS	SS	SS	SS	INA	INA	SS	SS	SS	SS	SS			12	-	12	-	0	-	2
Sutton, Courtland	P	P	P	P	WR	P	P	P	WR	WR	WR	WR	WR	WR			14	-	7	-	0	-	0
Taylor, Jamar*	CB*	CB*	CB*	P*	P*	P*	P*	P*	P*	P*	NWT	NWT	P	P			12	-	2	-	0	-	0
Thomas, Demaryius	WR	WR	WR	WR	WR	WR	WR	WR	NWT	NWT	NWT	NWT	NWT	NWT			8	-	8	-	0	-	0
Thomas, Dymonte	P	P	INA	P	P	P	INA	P	P	INA	INA	P	P	P			10	-	0	-	0	-	4
Thomas, Shamarko	NWT	INA	P	INA	INA	INA	P	P	P	INA	INA	P	P	NWT			6	-	0	-	0	-	6
Turner, Billy	P	P	P	P	RT	RT	RT	RT	P	LG	LG	LG	LG	LG			14	-	9	-	0	-	0
Veldheer, Jared	RT	RT	RT	RT	INA	INA	INA	INA	RT	RT	RT	RT	RT	RT			10	-	10	-	0	-	4
Wadman, Colby	NWT	NWT	NWT	PS	P	P	P	P	P	P	P	P	P	P			10	-	0	-	0	-	0
Walker, DeMarcus	INA	INA	INA	INA	INA	INA	P	P	P	INA	INA	INA	INA	INA			3	-	0	-	0	-	11
Wilkinson, Elijah	INA	INA	INA	INA	P	P	P	P	P	RG	RG	RG	RG	RG			10	-	5	-	0	-	4
Wolfe, Derek	DE	DE	DE	DE	DE	DE	DE	DE	DE	DE	DE	DE	DE	DE			14	-	14	-	0	-	0
Yiadom, Isaac	INA	INA	P	P	P	P	P	P	P	P	P	P	RCB	INA			11	-	1	-	0	-	3

KEY: IR-injured reserve; INA-inactive; DNP-did not play; NWT-not with team; PS-practice squad; SUS-suspended

\*Includes games with other NFL teams

\* - Holmes played Games 1-12 (3 starts) with Buffalo; Taylor played Games 1-10 (3 starts) with Arizona

## 2018 GAME-BY-GAME STARTERS

## OFFENSE

[illegible]

## DEFENSE

[illegible]



# DENVER BRONCOS 2018 PLAY COUNTS

Quarterbacks												
Name	Pos	G	GS	OffPI	OffPI/G	OffPI%	DefPI	DefPI/G	DefPI%	SpTmPI	SpTmPI/G	SpTmPI%
Case Keenum	QB	14	14	927	66.2	99.9	0	0.0	0.0	0	0.0	0.0
Chad Kelly	QB	1	0	1	1.0	1.5	0	0.0	0.0	0	0.0	0.0
Running Backs												
Name	Pos	G	GS	OffPI	OffPI/G	OffPI%	DefPI	DefPI/G	DefPI%	SpTmPI	SpTmPI/G	SpTmPI%
Phillip Lindsay	RB	14	7	432	30.9	46.6	0	0	0	63	4.5	15.9
Devontae Booker	RB	14	0	257	18.4	27.7	0	0	0	116	8.3	29.3
Royce Freeman	RB	12.0	7.0	239.0	19.9	30.3	0.0	0.0	0.0	0.0	0.0	0.0
Andy Janovich	FB	14.0	7.0	216.0	15.4	23.3	0.0	0.0	0.0	237.0	16.9	59.8
Receivers												
Name	Pos	G	GS	OffPI	OffPI/G	OffPI%	DefPI	DefPI/G	DefPI%	SpTmPI	SpTmPI/G	SpTmPI%
Courtland Sutton	WR	14.0	7.0	679.0	48.5	73.2	0.0	0.0	0.0	27.0	1.9	6.8
Emmanuel Sanders	WR	12	12	658	54.8	84.3	0	0.0	0.0	0	0.0	0.0
Jeff Heuerman	TE	11.0	10.0	555.0	50.5	76.9	0.0	0.0	0.0	0.0	0.0	0.0
Demaryius Thomas	WR	8.0	8.0	405.0	50.6	74.6	0.0	0.0	0.0	0.0	0.0	0.0
Matt LaCrosse	TE	14	4	356	25.4	38.4	0	0.0	0.0	103	7.4	26.0
DaeSean Hamilton	WR	12	3	335	27.9	42.5	0	0.0	0.0	93	7.8	27.4
Tim Patrick	WR	14	2	279	19.9	30.1	0	0.0	0.0	210	15.0	53.0
Jake Butt	TE	3	3	97	32.3	46.6	0	0.0	0.0	22	7.3	25.0
Brian Parker	TE	11	0	68	6.2	9.4	0	0.0	0.0	121	11.0	39.3
Andre Holmes	WR	2	0	27	13.5	18.4	0	0.0	0.0	24	12.0	49.0
River Cracraft	WR	6	0	16	2.7	4.2	0	0.0	0.0	78	13.0	49.1
Isaiah McKenzie	WR	1	0	3	3.0	4.1	0	0.0	0.0	3	3.0	10.3
Temarrick Hemingway	TE	3	0	1	0.3	0.5	0	0.0	0.0	39	13.0	50.0
Offensive Linemen												
Name	Pos	G	GS	OffPI	OffPI/G	OffPI%	DefPI	DefPI/G	DefPI%	SpTmPI	SpTmPI/G	SpTmPI%
Garett Bolles	T	14	14	916	65.4	98.7	0	0.0	0.0	57	4.1	14.4
Connor McGovern	G	14	13	912	65.1	98.3	0	0.0	0.0	57	4.1	14.4
Billy Turner	G	14	9	678	48.4	73.1	0	0.0	0.0	57	4.1	14.4
Jared Veldheer	T	10	10	575	57.5	88.1	0	0.0	0.0	10	1.0	3.6
Matt Paradis	C	9	9	569	63.2	93.4	0	0.0	0.0	35	3.9	13.2
Ronald Leary	G	6	6	383	63.8	93.2	0	0.0	0.0	0	0.0	0.0
Elijah Wilkinson	T	10	5	374	37.4	56.7	0	0.0	0.0	41	4.1	14.6
Max Garcia	G	9	4	242	26.9	39.7	0	0.0	0.0	38	4.2	14.3
Cyrus Kouandjio	T	2	0	8	4.0	6.9	0	0.0	0.0	10	5.0	17.9
Gino Gradkowski	C	5	0	0	0.0	0.0	0	0.0	0.0	19	3.8	14.5
Sam Jones	C	3	0	0	0.0	0.0	0	0.0	0.0	9	3.0	12.0
Defensive Linemen												
Name	Pos	G	GS	OffPI	OffPI/G	OffPI%	DefPI	DefPI/G	DefPI%	SpTmPI	SpTmPI/G	SpTmPI%
Derek Wolfe	DE	14	14	0	0.0	0.0	625	44.6	65.4	70	5.0	17.7
Domata Peko	NT	14	14	0	0.0	0.0	468	33.4	49.0	66	4.7	16.7
Adam Gotsis	DE	14	10	0	0.0	0.0	437	31.2	45.7	136	9.7	34.3
Shelby Harris	DE	14	0	0	0.0	0.0	343	24.5	35.9	80	5.7	20.2
Zach Kerr	DE	14	0	0	0.0	0.0	339	24.2	35.5	64	4.6	16.2
DeMarcus Walker	DE	3	0	0	0.0	0.0	21	7.0	11.3	6	2.0	6.7
Linebackers												
Name	Pos	G	GS	OffPI	OffPI/G	OffPI%	DefPI	DefPI/G	DefPI%	SpTmPI	SpTmPI/G	SpTmPI%
Todd Davis	LB	14	14	0	0.0	0.0	773	55.2	80.9	59	4.2	14.9
Bradley Chubb	LB	14	14	0	0.0	0.0	754	53.9	78.9	8	0.6	2
Von Miller	LB	14	14	0	0.0	0.0	750	53.6	78.5	0	0.0	0.0
Brandon Marshall	LB	9	7	0	0.0	0.0	421	46.8	70.3	0	0.0	0.0
Josey Jewell	LB	14	7	0	0.0	0.0	385	27.5	40.3	274	19.6	69.2
Shane Ray	LB	11	0	0	0.0	0.0	254	23.1	33.2	44	4.0	14.1
Shaquil Barrett	LB	11	0	0	0.0	0.0	236	21.5	31.5	215	19.5	67.6
Joseph Jones	LB	14	0	0	0.0	0.0	25	1.8	2.6	299	21.4	75.5
Jeff Holland	LB	1	0	0	0.0	0.0	21	21.0	31.3	0	0.0	0.0
Keishawn Bierria	LB	14	0	0	0.0	0.0	12	0.9	1.3	257	18.4	64.9
A.J. Johnson	LB	1	0	0	0.0	0.0	0	0.0	0.0	13	13.0	46.4
Defensive Backs												
Name	Pos	G	GS	OffPI	OffPI/G	OffPI%	DefPI	DefPI/G	DefPI%	SpTmPI	SpTmPI/G	SpTmPI%
Justin Simmons	S	14	14	0	0.0	0.0	956	68.3	100	80	5.7	20.2
Bradley Roby	CB	13	13	0	0.0	0.0	808	62.2	90.4	4	0.3	1.1
Darian Stewart	S	12	12	0	0.0	0.0	759	63.3	90.8	0	0.0	0.0
Chris Harris Jr.	CB	12	12	0	0.0	0.0	747	62.3	91.4	14	1.2	4.0
Will Parks	S	14	3	0	0.0	0.0	500	35.7	52.3	134	9.6	33.8
Tramaine Brock	CB	10	3	0	0.0	0.0	343	34.3	50.7	74	7.4	26.3
Isaac Yiadom	CB	11	1	0	0.0	0.0	209	19.0	27.2	144	13.1	46.0
Adam Jones	CB	7	2	0	0.0	0.0	148	21.1	32.2	33	4.7	16.3
Su'a Cravens	S	5	0	0	0.0	0.0	117	23.4	32.8	41	8.2	30.1
Dymonte Thomas	S	10	0	0	0.0	0.0	38	3.8	5.7	183	18.3	64.7
Shamarko Thomas	S	6	0	0	0.0	0.0	19	3.2	4.8	112	18.7	65.1
Jamar Taylor	CB	2	0	0	0.0	0.0	9	4.5	6.5	6	3.0	12.2
Brendan Langley	CB	4	0	0	0.0	0.0	0	0.0	0.0	64	16.0	61.0
Trey Marshall	S	1	0	0	0.0	0.0	0	0.0	0.0	11	11	47.8
Special Teams												
Name	Pos	G	GS	OffPI	OffPI/G	OffPI%	DefPI	DefPI/G	DefPI%	SpTmPI	SpTmPI/G	SpTmPI%
Brandon McManus	K	14	0	0	0.0	0.0	0	0.0	0.0	125	8.9	31.6
Colby Wadman	P	10	0	0	0.0	0.0	0	0.0	0.0	97	9.7	34.6
Marquette King	P	4	0	0	0.0	0.0	0	0.0	0.0	36	9.0	31.0
Casey Kreiter	LS	14	0	0	0.0	0.0	0	0.0	0.0	133	9.5	33.6

-OffPI%, DefPI%, and SpTmPI% statistics are in relation to the number of team plays only in games played by that individual player.

-Note that some plays that are negated by penalty are counted in players' participation total. Fake punts/FGs are counted as special teams plays.

BRONCOS 2018 SEASON GAME-BY-GAME STATISTICS																	
	vs. Sea. (9/9)	vs. Oak. (9/16)	at Bal. (9/23)	vs. K.C. (10/1)	at NYJ (10/7)	vs. LAR (10/14)	at Ari. (10/18)	at K.C. (10/28)	vs. Hou. (11/4)	at LAC (11/18)	vs. Pit. (11/25)	at Cin. (12/2)	at S.F. (12/9)	vs. Cle. (12/15)	at Oak. (12/24)	vs. LAC (12/30)	TOTALS
First Downs																	
Total	25	20	18	21	26	23	15	22	19	16	17	16	22	22			282
Rushing	8	10	8	10	5	3	6	10	5	6	5	9	8	3			96
Passing	15	9	8	10	19	14	8	11	13	7	12	6	9	17			158
Penalty	2	1	2	1	2	6	1	1	1	3	0	1	5	2			28
Third-Down Efficiency																	
Converted	4	8	6	2	4	3	5	4	5	3	3	5	2	5			59
Attempts	12	16	14	11	14	10	13	12	14	10	11	13	15	14			179
Efficiency	33.3%	50.0%	42.9%	18.2%	28.6%	30.0%	38.5%	33.3%	35.7%	30.0%	27.3%	38.5%	13.3%	35.7%			33.0%
Fourth-Down Efficiency																	
Converted	0	1	0	2	0	0	0	1	2	1	0	0	5	1			13
Attempts	0	1	1	3	1	1	0	1	2	2	0	0	7	2			21
Efficiency	—	100.0%	0.0%	66.7%	0.0%	0.0%	—	100.0%	100.0%	50.0%	—	—	71.4%	50.0%			61.9%
Total Offense																	
Net Yards	470	385	293	385	436	357	309	411	348	325	308	361	274	270			4,932
Plays	72	64	61	59	72	60	55	69	64	52	53	57	71	70			879
Avg./play	6.5	6.0	4.8	6.5	6.1	6.0	5.6	6.0	5.4	6.3	5.8	6.3	3.9	3.9			5.6
Rushing																	
Net Yards	146	168	120	159	92	60	131	189	75	108	124	218	103	32			1,725
Attempts	32	28	24	22	17	17	31	30	20	19	23	34	27	20			344
Avg./rush	4.6	6.0	5.0	7.2	5.4	3.5	4.2	6.3	3.8	5.7	5.4	6.4	3.8	1.6			4.9
TFL - yds.	1-1	3-3	3-7	0-0	4-8	0-0	3-4	2-7	3-6	0-0	0-0	5-13	3-5	4-11			31-55
Passing																	
Net Yards	324	217	173	226	344	297	178	222	273	217	184	143	171	238			3,207
Sacks	1	1	3	4	4	2	2	5	2	0	2	2	2	2			32
Yds. Lost	5	5	19	19	33	25	11	40	17	0	13	8	15	19			229
Gross Yds.	329	222	192	245	377	322	189	262	290	217	197	151	186	257			3,436
Attempts	39	35	34	33	51	41	22	34	42	33	28	21	42	48			503
Compl.	25	19	22	21	35	25	15	23	26	20	15	12	24	31			313
Pct.	64.1%	54.3%	64.7%	63.6%	68.6%	61.0%	68.2%	67.6%	61.9%	60.6%	53.6%	57.1%	57.1%	64.6%			62.2%
Int.	3	1	1	1	1	1	1	1	0	0	0	0	0	2			12
Avg./play	8.1	6.0	4.7	6.1	6.3	6.9	7.4	5.7	6.2	6.6	6.1	6.2	3.9	4.8			6.1
Kickoffs																	
No.	6	5	3	5	4	5	8	5	4	4	5	5	3	5			67
In End Zone-TB	4-4	5-5	2-0	5-5	1-1	3-3	6-3	3-1	4-4	3-1	5-5	5-4	0-0	5-3			50-39
Punts																	
No.	6	4	7	3	8	4	6	4	5	5	6	6	6	3			73
Yards	267	204	287	123	329	169	261	175	236	224	282	260	287	124			3,228
Avg.	44.5	51.0	41.0	41.0	41.1	42.3	43.5	43.8	47.2	44.8	47.0	43.3	47.8	41.3			44.2
Net Avg.	42.7	44.3	39.3	28.7	32.3	35.0	40.7	40.0	44.0	40.4	46.0	42.7	40.2	38.3			39.8
Had Blocked	0	0	0	0	0	0	0	0	0	0	0	0	0	0			0
Kicks, Had Blocked	0	0	0	0	0	0	0	0	0	0	0	0	0	0			0
Field Goals-PATs	0-0	0-0	0-0	0-0	0-0	0-0	0-0	0-0	0-0	0-0	0-0	0-0	0-0	0-0			0-0
Punt Returns																	
No.	2	1	3	1	1	0	3	2	6	0	1	3	3	2			28
Yards	9	1	31	2	1	0	23	13	17	0	6	6	20	0			129
Avg.	4.5	1.0	10.3	2.0	1.0	—	7.7	6.5	2.8	—	6.0	2.0	6.7	0.0			4.6
Kickoff Returns																	
No.	0	0	2	2	1	2	2	3	0	4	0	0	5	1			22
Yards	0	0	41	40	27	48	38	69	0	64	0	0	66	35			428
Avg.	—	—	20.5	20.0	27.0	24.0	19.0	23.0	—	16.0	—	—	13.2	35.0			19.5
Interception Returns																	
No.	2	0	0	0	1	1	3	1	0	2	2	1	1	1			15
Yards	0	0	0	0	2	3	73	0	0	42	15	8	0	0			143
Avg.	0.0	—	—	—	2.0	3.0	24.3	0.0	—	21.0	7.5	8.0	0.0	0.0			9.5
Penalties																	
Number	7	6	13	3	6	6	5	10	8	7	6	7	11	8			103
Yds. Lost	60	35	120	25	45	61	50	83	50	43	50	60	62	51			795
Fumbles																	
No.	0	0	1	0	2	1	0	3	1	0	0	1	4	0			13
Lost	0	0	0	0	0	0	0	1	1	0	0	1	0	0			3
Touchdowns																	
Total TDs	3	2	2	2	2	2	6	3	2	3	3	3	2	1			36
Rush	0	2	2	2	0	0	2	1	1	3	1	2	1	1			18
Pass	3	0	0	0	2	2	2	2	1	0	2	1	1	0			16
Returns	0	0	0	0	0	0	2	0	0	0	0	0	0	0			2
Fumble Returns	0	0	0	0	0	0	0	0	0	0	0	0	0	0			0
Interception Returns	0	0	0	0	0	0	2	0	0	0	0	0	0	0			2
Extra Points																	
Made-Attempts	3-3	2-2	2-2	2-2	1-2	2-2	6-6	2-3	2-2	2-3	3-3	3-3	2-2	1-1			33-36
Kicking Md.-Att.	3-3	2-2	2-2	2-2	1-1	2-2	6-6	2-2	2-2	2-2	3-3	3-3	2-2	1-1			33-33
Rushing Md.-Att.	0-0	0-0	0-0	0-0	0-0	0-0	0-0	0-1	0-0	0-1	0-0	0-0	0-0	0-0			0-2
Passing Md.-Att.	0-0	0-0	0-0	0-0	0-1	0-0	0-0	0-0	0-0	0-0	0-0	0-0	0-0	0-0			0-1
Field Goals																	
Made-Attempts	2-2	2-2	0-0	3-3	1-1	2-2	1-1	1-2	1-3	1-1	1-1	1-2	0-0	3-3			19-23
Red Zone Efficiency																	
Scored-Attempts	1-1	2-4	1-3	2-3	1-4	2-4	1-2	2-3	2-2	2-4	3-4	1-2	2-2	1-2			23-40
Efficiency	100.0%	50.0%	33.3%	66.7%	25.0%	50.0%	50.0%	66.7%	100.0%	50.0%	75.0%	50.0%	100.0%	50.0%			57.5%
Goal-to-Go Efficiency																	
Scored-Attempts	1-1	2-2	1-2	1-1	1-3	1-1	1-1	2-2	1-1	2-2	3-3	0-0	2-2	1-1			19-22
Efficiency	100.0%	100.0%	50.0%	100.0%	33.0%	100.0%	100.0%	100.0%	100.0%	100.0%	100.0%	—	100.0%	100.0%			86.4%
Safeties	0	0	0	0	0	0	0	0	0	0	0	0	0	0			0
Total Points	27	20	14	23	16	20	45	23	17	23	24	24	14	16			306
Time of Poss. Avg.	35:08	27:04	29:46	24:58	31:06	24:50	30:49	32:41	27:31	22:11	25:00	28:40	29:19	32:39			28:42

# OPPONENTS 2018 SEASON GAME-BY-GAME STATISTICS

	vs. Sea. (9/9)	vs. Oak. (9/16)	at Bal. (9/23)	vs. K.C. (10/1)	at NYJ (10/7)	vs. LAR (10/14)	at Ari. (10/18)	at K.C. (10/28)	vs. Hou. (11/4)	at LAC (11/18)	vs. Pit. (11/25)	at Cin. (12/2)	at S.F. (12/9)	vs. Cle. (12/15)	at Oak. (12/24)	vs. LAC (12/30)	TOTALS
<b>First Downs</b>																	
Total	13	21	20	22	18	24	14	20	17	26	25	20	24	21			285
Rushing	1	3	5	8	11	13	4	2	4	5	4	6	3	5			74
Passing	10	16	13	13	7	9	8	15	11	18	19	12	15	13			179
Penalty	2	2	2	1	0	2	2	3	2	3	2	2	6	3			32
<b>Third-Down Efficiency</b>																	
Converted	2	3	8	7	6	8	4	3	4	9	5	5	4	5			73
Attempts	12	10	16	15	13	17	14	10	13	15	14	13	13	12			187
Efficiency	16.7%	30.0%	50.0%	46.7%	46.2%	47.1%	28.6%	30.0%	30.8%	60.0%	35.7%	38.5%	30.8%	41.7%			39.0%
<b>Fourth-Down Efficiency</b>																	
Converted	0	0	0	2	0	1	0	1	0	0	1	0	0	1			6
Attempts	0	1	0	2	0	1	1	1	1	0	1	0	1	2			11
Efficiency	—	0.0%	—	100.0%	—	100.0%	0.0%	100.0%	0.0%	—	100.0%	—	0.0%	50.0%			54.5%
<b>Total Offense</b>																	
Net Yards	306	373	342	446	512	444	223	340	290	479	527	313	389	309			5,293
Plays	55	60	70	72	61	72	66	54	61	72	76	64	66	61			910
Avg./play	5.6	6.2	4.9	6.2	8.4	6.2	3.4	6.3	4.8	6.7	6.9	4.8	5.9	5.1			5.8
<b>Rushing</b>																	
Net Yards	64	92	77	142	323	270	69	49	98	95	75	111	84	134			1683
Attempts	16	27	28	26	38	39	21	18	33	26	16	23	30	28			369
Avg./rush	4.0	3.4	2.8	5.5	8.5	6.9	3.3	2.7	3.0	3.7	4.7	4.8	2.8	4.8			4.4
TFL - yds.	3-5	1-1	1-1	1-2	4-11	0-0	3-4	3-9	7-11	2-5	0-0	1-3	2-5	2-7			30-64
<b>Passing</b>																	
Net Yards	242	281	265	304	189	174	154	291	192	384	452	202	305	175			3,610
Sacks	6	1	2	1	1	5	6	2	4	3	2	4	3	2			42
Yds. Lost	56	7	12	0	9	27	40	12	21	17	12	36	27	13			289
Gross Yds.	298	288	277	304	198	201	194	303	213	401	464	236	332	188			3,897
Attempts	33	32	40	45	22	28	39	34	24	43	58	38	33	31			500
Compl.	19	29	25	28	10	14	21	24	17	28	42	25	20	18			320
Pct.	57.6%	90.6%	62.5%	62.2%	45.5%	50.0%	53.8%	70.6%	70.8%	65.1%	72.4%	65.8%	60.6%	58.1%			64.0%
Int.	2	0	0	0	1	1	3	1	0	2	2	1	1	1			15
Avg./play	6.2	8.5	6.3	6.6	8.2	5.3	3.4	8.1	6.9	8.3	7.5	4.8	8.5	5.3			6.7
<b>Kickoffs</b>																	
No.	5	5	5	6	7	6	3	6	4	6	3	3	5	4			68
In End Zone-TB	5-5	5-5	4-3	5-4	7-6	5-4	1-1	5-3	4-4	4-2	3-3	3-3	0-0	4-3			55-46
<b>Punts</b>																	
No.	6	4	5	4	3	3	6	5	6	2	3	7	5	4			63
Yards	354	189	197	168	134	120	304	196	307	78	133	303	210	194			2888
Avg.	59.0	47.3	39.4	42.0	44.7	40.0	50.7	39.2	51.2	39.0	44.3	43.3	42.0	48.5			45.8
Net Avg.	57.5	44.3	33.2	31.5	37.7	40.0	46.8	32.6	48.3	39.0	42.3	39.6	34.0	48.5			41.6
Had Blocked	0	0	1	0	0	0	0	0	0	0	1	0	0	0			2
Kicks, Had Blocked	0	1	1	0	0	0	0	0	0	0	1	0	0	0			3
Field Goals-PATs	0-0	0-1	1-0	0-0	0-0	0-0	0-0	0-0	0-0	0-0	1-0	0-0	0-0	0-0			2-1
<b>Punt Returns</b>																	
No.	3	1	3	1	4	2	2	3	2	1	3	2	3	2			32
Yards	11	7	12	37	71	29	17	15	16	2	6	4	26	9			262
Avg.	3.7	7.0	4.0	37.0	17.8	14.5	8.5	5.0	8.0	2.0	2.0	2.0	8.7	4.5			8.2
<b>Kickoff Returns</b>																	
No.	2	0	3	0	2	1	5	4	0	3	0	1	3	2			26
Yards	39	0	78	0	30	31	77	87	0	70	0	29	46	48			535
Avg.	19.5	—	26.0	—	15.0	31.0	15.4	21.8	—	23.3	—	29.0	15.3	24.0			20.6
<b>Interception Returns</b>																	
No.	3	1	1	1	1	1	1	1	0	0	0	0	0	2			12
Yards	64	15	33	0	104	0	0	0	0	0	0	0	0	0			216
Avg.	21.3	15.0	33.0	0.0	104.0	0.0	0.0	0.0	—	—	—	—	—	0.0			18.0
<b>Penalties</b>																	
Number	7	4	7	10	4	10	7	7	7	14	5	12	11	6			111
Yds. Lost	45	30	52	93	33	81	45	50	60	120	34	100	87	75			905
<b>Fumbles</b>																	
No.	3	0	1	1	1	0	3	0	0	0	4	2	3	1			19
Lost	1	0	0	0	1	0	2	0	0	0	2	2	0	1			9
<b>Touchdowns</b>																	
Total TDs	3	2	3	3	4	2	1	4	2	2	2	1	2	2			33
Rush	0	1	2	2	1	2	0	0	0	0	0	0	0	0			8
Pass	3	1	1	1	3	0	1	4	2	2	2	1	2	2			25
Returns	0	0	0	0	0	0	0	0	0	0	0	0	0	0			0
Fumble Returns	0	0	0	0	0	0	0	0	0	0	0	0	0	0			0
Interception Returns	0	0	0	0	0	0	0	0	0	0	0	0	0	0			0
<b>Extra Points</b>																	
Made-Attempts	3-3	1-2	3-3	3-3	4-4	2-2	1-1	3-4	1-2	1-2	2-2	1-1	2-2	2-2			29-33
Kicking Md.-Att.	3-3	1-2	3-3	3-3	4-4	2-2	1-1	3-4	1-2	1-2	2-2	1-1	2-2	2-2			29-33
Rushing Md.-Att.	0-0	0-0	0-0	0-0	0-0	0-0	0-0	0-0	0-0	0-0	0-0	0-0	0-0	0-0			0-0
Passing Md.-Att.	0-0	0-0	0-0	0-0	0-0	0-0	0-0	0-0	0-0	0-0	0-0	0-0	0-0	0-0			0-0
<b>Field Goals</b>																	
Made-Attempts	1-2	2-2	2-3	2-2	2-3	3-4	1-1	1-1	2-2	3-3	1-2	1-1	2-2	1-1			24-29
<b>Red Zone Efficiency</b>																	
Scored-Attempts	1-2	1-2	3-3	3-5	1-3	2-5	1-1	3-4	2-4	2-3	1-2	0-1	1-2	1-2			22-39
Efficiency	50.0%	50.0%	100.0%	60.0%	33.3%	40.0%	100.0%	75.0%	50.0%	66.7%	50.0%	0.0%	50.0%	50.0%			56.4%
<b>Goal-to-Go Efficiency</b>																	
Scored-Attempts	0-1	1-1	2-2	2-3	0-0	1-2	1-1	1-2	0-0	2-2	1-2	0-1	1-1	1-1			13-19
Efficiency	0.0%	100.0%	100.0%	66.7%	0.0%	50.0%	100.0%	50.0%	0.0%	100.0%	50.0%	0.0%	100.0%	100.0%			68.4%
<b>Safeties</b>																	
Total Points	0	0	0	0	0	0	0	0	0	0	0	0	0	0			0
Time of Poss. Avg.	24:52	32:56	30:14	35:02	28:54	35:10	29:11	27:19	32:29	37:49	35:00	31:20	30:41	27:21			31:18

# DENVER BRONCOS 2018 SEASON QUARTER-BY-QUARTER STATISTICS

## FIRST QUARTER

					3rd Dwn.				Penalties	
	Pts.	Yds.	Rush	Pass	1st Dwn.	Md.	Att.	Pct.	TOP	No. Yds.
Denver	7	154	28	126	8	2	4	50.0%	10:47	2 20
vs. Sea. (9/9)	7	116	41	75	3	0	2	0.0%	04:13	0 0
Denver	0	23	11	12	0	0	3	0.0%	04:32	2 10
vs. Oak. (9/16)	3	97	28	69	6	0	3	0.0%	10:28	0 0
Denver	14	88	60	28	6	2	3	66.7%	06:54	2 20
at Bal. (9/23)	10	102	27	75	6	0	2	0.0%	08:06	3 15
Denver	3	85	57	28	5	1	4	25.0%	08:54	1 15
vs. K.C. (10/1)	3	52	11	41	3	0	3	0.0%	06:06	0 0
Denver	7	95	51	44	7	1	2	50.0%	07:59	2 20
at NYJ. (10/7)	0	68	44	22	4	1	2	50.0%	07:01	1 5
Denver	3	105	18	87	4	0	3	0.0%	08:28	1 15
vs. LAR. (10/14)	6	134	43	91	5	1	3	33.3%	06:32	0 0
Denver	21	81	30	51	3	1	2	50.0%	05:36	2 25
at Ari. (10/18)	3	64	31	33	3	0	4	0.0%	09:24	2 10
Denver	7	125	55	70	7	2	3	66.7%	08:03	2 22
at K.C. (10/28)	3	60	9	51	4	1	3	33.3%	06:57	3 25
Denver	3	36	6	30	1	1	3	33.3%	04:38	2 15
vs. Hou. (11/4)	7	117	38	79	8	2	3	66.7%	10:22	2 25
Denver	0	28	7	21	1	0	2	0.0%	04:09	1 7
at LAC. (11/18)	6	132	11	121	5	4	6	66.7%	10:51	7 50
Denver	3	54	10	44	2	0	2	0.0%	04:39	1 10
vs. Pitt. (11/25)	0	103	20	83	6	4	5	80.0%	10:21	1 5
Denver	0	59	43	16	2	1	3	33.3%	05:50	1 15
at Cin. (12/2)	0	76	43	33	4	1	3	33.3%	08:10	3 25
Denver	0	20	6	14	1	0	2	0.0%	03:46	3 15
at S.F. (12/9)	3	161	37	124	9	1	3	33.3%	11:14	2 15
Denver	7	42	5	37	6	3	5	60.0%	09:23	1 6
vs. Cle. (12/15)	7	76	6	70	3	2	4	50.0%	05:37	2 40
Denver										
at Oak. (12/24)										
Denver										
vs. LAC. (12/30)										
Denver TOTALS	75	995	387	608	53	14	41	34.1%	06:41	23 215
Opponent TOTALS	58	1356	389	967	69	17	46	37.0%	08:19	26 215

## THIRD QUARTER

					3rd Dwn.				Penalties	
	Pts.	Yds.	Rush	Pass	1st Dwn.	Md.	Att.	Pct.	TOP	No. Yds.
Denver	3	31	13	18	3	1	4	25.0%	08:07	2 10
vs. Sea. (9/9)	7	86	23	63	4	2	4	50.0%	06:53	2 10
Denver	10	124	44	80	8	3	5	60.0%	08:36	0 0
vs. Oak. (9/16)	7	118	26	92	6	2	2	100.0%	06:24	2 15
Denver	0	74	26	48	4	0	2	0.0%	07:19	4 40
at Bal. (9/23)	7	90	34	56	7	4	4	100.0%	07:41	1 5
Denver	7	77	60	17	6	0	0	—	05:19	0 0
vs. K.C. (10/1)	3	114	28	86	4	2	5	0.0%	09:41	4 33
Denver	0	25	-2	27	1	0	3	0.0%	05:17	2 15
at NYJ. (10/7)	3	126	93	33	5	1	4	25.0%	09:43	1 10
Denver	7	92	12	80	5	1	2	50.0%	06:18	2 11
vs. LAR. (10/14)	7	106	68	38	7	3	5	60.0%	08:42	2 10
Denver	7	78	57	21	3	1	3	33.3%	08:23	2 15
at Ari. (10/18)	7	64	17	47	5	2	4	50.0%	06:37	0 0
Denver	0	87	37	50	4	0	2	0.0%	08:23	5 41
at K.C. (10/28)	14	104	12	92	7	2	3	66.7%	06:37	2 15
Denver	7	94	10	84	6	2	3	66.7%	07:34	2 10
vs. Hou. (11/4)	0	61	24	37	4	0	2	0.0%	07:26	0 0
Denver	7	30	27	3	3	0	1	0.0%	03:29	2 11
at LAC. (11/18)	6	126	42	84	10	1	3	33.3%	11:31	2 25
Denver	7	67	30	37	3	0	3	0.0%	04:49	1 5
vs. Pitt. (11/25)	7	195	34	161	7	0	3	0.0%	10:11	2 15
Denver	14	149	102	47	5	1	2	50.0%	06:39	2 15
at Cin. (12/2)	7	119	27	92	6	2	3	66.7%	08:21	2 15
Denver	7	83	15	68	6	1	4	25.0%	09:08	1 5
at S.F. (12/9)	0	23	16	7	3	0	2	0.0%	05:52	2 15
Denver	3	31	3	28	2	0	1	0.0%	04:08	0 0
vs. Cle. (12/15)	0	60	35	25	4	3	5	60.0%	10:52	4 35
Denver										
at Oak. (12/24)										
Denver										
vs. LAC. (12/30)										
Denver TOTALS	79	1042	434	608	59	10	35	28.6%	06:41	25 178
Opponent TOTALS	75	1392	479	913	79	24	49	49.0%	08:19	26 203

## SECOND QUARTER

					3rd Dwn.				Penalties	
	Pts.	Yds.	Rush	Pass	1st Dwn.	Md.	Att.	Pct.	TOP	No. Yds.
Denver	10	143	35	108	6	0	1	0.0%	06:45	2 20
vs. Sea. (9/9)	3	41	0	41	3	0	3	0.0%	08:15	3 25
Denver	0	89	68	21	3	1	3	33.3%	04:56	2 5
vs. Oak. (9/16)	9	105	23	82	6	0	2	0.0%	10:04	1 10
Denver	0	24	15	9	1	0	4	0.0%	06:03	3 30
at Bal. (9/23)	10	138	1	137	6	3	6	50.0%	08:57	1 5
Denver	10	138	36	102	7	1	3	33.3%	05:13	1 5
vs. K.C. (10/1)	7	111	87	24	7	2	3	66.7%	09:47	2 20
Denver	3	95	13	82	6	1	6	16.7%	09:50	2 10
at NYJ. (10/7)	21	226	103	123	6	3	4	75.0%	05:10	2 18
Denver	0	83	24	59	5	2	4	50.0%	06:51	3 35
vs. LAR. (10/14)	7	102	65	37	6	0	3	0.0%	08:09	3 29
Denver	14	156	40	116	9	3	5	60.0%	10:18	1 10
at Ari. (10/18)	0	18	8	10	1	0	3	0.0%	04:42	3 26
Denver	7	101	41	60	4	2	4	50.0%	08:21	2 15
at K.C. (10/28)	13	142	21	121	7	0	0	—	06:39	1 5
Denver	7	129	26	103	7	1	3	33.3%	06:37	2 10
vs. Hou. (11/4)	9	73	19	54	3	2	5	40.0%	08:23	3 25
Denver	7	103	56	47	5	1	4	25.0%	06:57	3 15
at LAC. (11/18)	7	124	31	93	7	3	3	100.0%	08:03	3 35
Denver	7	102	37	65	6	2	3	66.7%	06:02	2 25
vs. Pitt. (11/25)	10	146	8	140	8	0	3	0.0%	08:58	2 14
Denver	7	84	24	60	5	2	4	50.0%	08:06	2 20
at Cin. (12/2)	3	69	23	46	6	1	4	25.0%	06:54	5 40
Denver	0	45	26	19	6	1	4	25.0%	08:15	7 42
at S.F. (12/9)	17	150	20	130	10	1	3	33.3%	06:45	4 35
Denver	3	102	7	95	8	1	4	25.0%	10:41	4 25
vs. Cle. (12/15)	3	68	32	36	8	0	2	0.0%	04:19	0 0
Denver										
at Oak. (12/24)										
Denver										
vs. LAC. (12/30)										
Denver TOTALS	75	1374	448	926	78	18	52	34.6%	07:30	36 267
Opponent TOTALS	119	1515	441	1074	84	15	44	34.1%	07:30	33 287

## FOURTH QUARTER

						3rd Dwn.			TOP	Penalties	
	Pts.	Yds.	Rush	Pass	1st Dwn.	Md.	Att.	Pct.		No.	Yds.
Denver	7	142	70	72	8	1	3	33.3%	09:29	1	10
vs. Sea. (9/9)	7	63	0	63	3	0	3	0.0%	05:31	0	0
Denver	10	149	45	104	9	4	5	80.0%	09:00	2	20
vs. Oak. (9/16)	0	53	15	38	3	1	3	33.3%	06:00	1	5
Denver	0	107	19	88	7	4	5	80.0%	09:30	4	30
at Bal. (9/23)	0	12	15	-3	1	1	4	25.0%	05:30	2	27
Denver	3	85	6	79	3	0	4	0.0%	05:32	1	5
vs. K.C. (10/1)	14	169	16	153	8	3	4	75.0%	09:28	4	40
Denver	6	221	30	191	12	2	3	66.7%	08:00	0	0
at NYJ (10/7)	10	94	83	11	3	1	3	33.3%	07:00	0	0
Denver	10	97	6	91	9	0	1	0.0%	03:13	0	0
vs. LAR (10/14)	3	102	94	8	6	4	6	66.7%	11:47	5	42
Denver	3	-6	4	-10	0	0	3	0.0%	06:32	0	0
at Ari. (10/18)	0	77	13	64	5	2	3	66.7%	08:28	2	9
Denver	9	98	56	42	7	0	3	0.0%	07:54	1	5
at K.C. (10/28)	0	34	7	27	2	0	4	0.0%	07:06	1	5
Denver	0	89	33	56	5	1	5	20.0%	08:42	2	15
vs. Hou. (11/4)	3	39	17	22	2	0	3	0.0%	06:18	2	10
Denver	9	164	18	146	7	2	3	66.7%	07:36	1	10
at LAC (11/18)	3	97	11	86	4	1	3	33.3%	07:24	2	10
Denver	7	85	47	38	6	1	3	33.3%	05:30	2	10
vs. Pitt. (11/25)	0	81	13	68	4	1	3	33.3%	09:30	0	0
Denver	3	69	49	20	4	1	4	25.0%	08:05	2	10
at Cin. (12/2)	0	47	18	29	4	1	3	33.3%	06:55	2	20
Denver	7	126	56	70	9	0	5	0.0%	08:10	0	0
at S.F. (12/9)	0	55	11	44	2	2	5	40.0%	06:50	3	22
Denver	3	95	17	78	6	1	4	25.0%	08:27	3	20
vs. Cle. (12/15)	7	105	61	44	6	0	1	0.0%	06:33	0	0
Denver											
at Oak (12/24)											
Denver											
vs. LAC (12/30)											
Denver TOTALS	77	1521	456	1065	92	17	51	33.3%	07:33	19	135
Opponent TOTALS	47	1028	374	654	53	17	48	35.4%	07:27	26	200

# DENVER BRONCOS 2018 HALF-BY-HALF STATISTICS

## FIRST HALF

	Pts.	Yds.	Rush	Pass	1st Dwn.	3rd Dwn.			TOP	Penalties	
						Md.	Att.	Pct.		No.	Yds.
Denver	17	297	63	234	14	2	5	40.0%	17:32	4	40
vs. Sea. (9/9)	10	157	41	116	6	0	5	0.0%	12:28	3	25
Denver	0	112	79	33	3	1	6	16.7%	09:28	4	15
vs. Oak. (9/16)	12	202	51	151	12	0	5	0.0%	20:32	1	10
Denver	14	112	75	37	7	2	7	28.6%	12:57	5	50
at Bal. (9/23)	20	240	28	212	12	3	8	37.5%	17:03	4	20
Denver	13	223	93	130	12	2	7	28.6%	14:07	2	20
vs. K.C. (10/1)	10	163	98	65	10	2	6	33.3%	15:53	2	20
Denver	10	190	64	126	13	2	8	25.0%	17:49	4	30
at NYJ (10/7)	21	292	147	145	10	4	6	66.7%	12:11	3	23
Denver	3	168	42	126	9	2	7	28.6%	15:19	4	50
vs. LAR (10/14)	13	236	108	128	11	1	6	16.7%	14:41	3	29
Denver	35	237	70	167	12	4	7	57.1%	15:54	3	35
at Ari. (10/18)	3	82	39	43	4	0	7	0.0%	14:06	5	36
Denver	14	226	96	130	11	4	7	57.1%	16:24	4	37
at K.C. (10/28)	16	202	30	172	11	1	3	33.3%	13:36	4	30
Denver	10	165	32	133	8	2	6	33.3%	11:15	4	25
vs. Hou. (11/4)	16	190	57	133	11	4	8	50.0%	18:45	5	50
Denver	7	131	63	68	6	1	6	16.7%	11:06	4	22
at LAC (11/18)	13	256	42	214	12	7	9	77.8%	18:54	10	85
Denver	10	156	47	109	8	2	5	40.0%	10:41	3	35
vs. Pitt. (11/25)	10	251	28	223	14	4	8	50.0%	19:19	3	19
Denver	7	143	67	76	7	3	7	42.9%	13:56	3	35
at Cin. (12/2)	3	145	66	79	10	2	7	28.6%	16:04	8	65
Denver	0	65	32	33	7	1	6	16.7%	12:01	10	57
at S.F. (12/9)	20	311	57	254	19	2	6	33.3%	17:59	6	50
Denver	10	144	12	132	14	4	9	44.4%	20:04	5	31
vs. Cle. (12/15)	10	144	38	106	11	2	6	33.3%	09:56	2	40
Denver											
at Oak. (12/24)											
Denver											
vs. LAC (12/30)											
<b>DENVER TOTAL</b>	150	2369	835	1534	131	32	93	34.4%	14:11	59	482
<b>OPP. TOTAL</b>	177	2871	830	2041	153	32	90	35.6%	15:49	59	502

## SECOND HALF

	Pts.	Yds.	Rush	Pass	1st Dwn.	3rd Dwn.			TOP	Penalties	
						Md.	Att.	Pct.		No.	Yds.
Denver	10	173	83	90	11	2	7	28.6%	17:36	3	20
vs. Sea. (9/9)	14	149	23	126	7	2	7	28.6%	12:24	4	20
Denver	20	273	89	184	17	7	10	70.0%	17:36	2	20
vs. Oak. (9/16)	7	171	41	130	9	3	5	60.0%	12:24	3	20
Denver	0	181	45	136	11	4	7	57.1%	16:49	8	70
at Bal. (9/23)	7	102	49	53	8	5	8	62.5%	13:11	3	32
Denver	10	162	66	96	9	0	4	0.0%	10:51	1	5
vs. K.C. (10/1)	17	283	44	239	12	5	9	55.6%	19:09	8	73
Denver	6	246	28	218	13	2	6	33.3%	13:17	2	15
at NYJ (10/7)	13	220	176	44	8	2	7	28.6%	16:43	1	10
Denver	17	189	18	171	14	1	3	33.3%	09:31	2	11
vs. LAR (10/14)	10	208	162	46	13	7	11	63.6%	20:29	7	52
Denver	10	72	61	11	3	1	6	16.7%	14:55	2	15
at Ari. (10/18)	7	141	30	111	10	4	7	57.1%	15:05	2	9
Denver	9	185	93	92	11	0	5	0.0%	18:17	6	46
at K.C. (10/28)	14	138	19	119	9	2	7	28.6%	13:43	3	20
Denver	7	183	43	140	11	3	8	37.5%	16:16	4	25
vs. Hou. (11/4)	3	100	41	59	6	0	5	0.0%	13:44	2	10
Denver	16	194	45	149	10	2	4	50.0%	11:05	3	21
at LAC (11/18)	9	223	53	170	14	2	6	33.3%	18:55	4	35
Denver	14	152	77	75	9	1	6	16.7%	10:19	3	15
vs. Pitt. (11/25)	7	276	47	229	11	1	6	16.7%	19:41	2	15
Denver	17	218	151	67	9	2	6	33.3%	14:44	4	25
at Cin. (12/2)	7	166	45	121	10	3	6	50.0%	15:16	4	35
Denver	14	209	71	138	15	1	9	11.1%	17:18	1	5
at S.F. (12/9)	0	78	27	51	5	2	7	28.6%	12:42	5	37
Denver	6	126	20	106	8	1	5	20.0%	12:35	3	20
vs. Cle. (12/15)	7	165	96	69	10	3	6	50.0%	17:25	4	35
Denver											
at Oak. (12/24)											
Denver											
vs. LAC (12/30)											
<b>DENVER TOTAL</b>	156	2563	890	1673	151	27	86	31.4%	14:14	44	313
<b>OPP. TOTAL</b>	122	2420	853	1567	132	41	97	42.3%	15:46	52	403

# DENVER BRONCOS 2018

## TIME SPENT IN LEAD CHART

GAME	W/L	LED		TIED		BEHIND	
		TIME	PCT	TIME	PCT	TIME	PCT
vs. Sea. (9/9)	W, 27-24	32:53:00	54.8%	17:08:00	28.6%	9:59:00	16.6%
vs. Oak. (9/16)	W, 20-19	0:06:00	0.2%	5:27:00	9.1%	54:27:00	90.8%
at Bal. (9/23)	L, 27-14	16:08:00	26.9%	5:26:00	9.1%	38:26:00	64.1%
vs. K.C. (10/1)	L, 26-23	26:24:00	44.0%	29:01:00	48.4%	4:35:00	7.6%
at NYJ (10/7)	L, 34-16	10:32:00	17.6%	8:42:00	14.5%	40:46:00	67.9%
vs. LAR (10/14)	L, 23-20	0:00:00	0.0%	3:37:00	6.0%	56:23:00	94.0%
at Ari. (10/18)	W, 45-10	59:01:00	98.4%	0:59:00	1.6%	0:00:00	0.0%
at K.C. (10/28)	L, 30-23	13:09:00	21.9%	7:20:00	12.2%	39:31:00	65.9%
vs. Hou. (11/4)	L, 19-17	6:51:00	11.4%	4:07:00	6.9%	49:02:00	81.7%
at LAC (11/18)	W, 23-22	14:56:00	24.9%	8:00:00	13.3%	37:04:00	61.8%
vs. Pit. (11/25)	W, 24-17	27:41:00	46.1%	27:17:00	45.5%	5:02:00	8.4%
at Cin. (12/2)	W, 24-10	31:56:00	53.2%	28:04:00	46.8%	0:00:00	0.0%
at S.F. (12/9)	L, 20-14	0:00:00	0.0%	4:37:00	7.7%	55:23:00	92.3%
vs. Cle. (12/15)	L, 17-16	8:20:00	13.9%	31:25:00	52.4%	20:15:00	33.8%
at Oak. (12/24)							
vs. LAC (12/30)							
TOTAL		247:57:00	29.5%	181:10:00	21.6%	410:53:00	48.9%
AVERAGE		17:42:39		12:56:26		29:20:56	

## BRONCOS 2018 TD DRIVE ANALYSIS

Yards	TD Drive		Possession Time	TDs	Plays	TDs
	Length	Length				
1-9 yards	18	1	00:00-00:59	6	1	3
10-19 yards	4	2	01:00-01:59	5	2	2
20-29 yards	5	1	02:00-02:59	4	3	3
30-39 yards	2	1	03:00-03:59	9	4	2
40-49 yards	3	2	04:00-04:59	3	5	2
50-59 yards	-	2	05:00-05:59	4	6	3
60-69 yards	2	3	06:00-06:59	2	7	5
70-79 yards	-	16	07:00-07:59	1	8	3
80-89 yards	-	6	08:00-08:59	-	9	2
90-99 yards	-	-	09:00-09:59	-	10	-
			10:00-10:59	-	11	3
			11:00-11:59	-	12	2
			12:00-12:59	-	13	1
			13:00-13:59	-	14	2
			14:00-14:59	-	15	1
			15:00 +	-	16	-
<b>TOTAL</b>	<b>34</b>	<b>34</b>		<b>34</b>		<b>34</b>

## BRONCOS 2018 SCORING DRIVE LENGTH

YARDS	BRONCOS		OPPONENT	
	TD	FG	TD	FG
(MINUS)	-	1	-	1
0-9	1	2	-	-
10-19	2	-	1	1
20-29	1	1	1	1
30-39	1	3	1	-
40-49	2	2	3	2
50-59	2	3	4	9
60-69	3	5	3	6
70-79	16	2	12	4
80-89	6	-	5	-
90-99	-	-	3	-
<b>TOTAL</b>	<b>34</b>	<b>19</b>	<b>33</b>	<b>24</b>

## 2018 LONGEST/SHORTEST SCORING DRIVES

### MOST PLAYS

Broncos:	15	(at Ari., Oct. 18, TD, 70 yds., 6:39)
Opponent:	14	(at Bal., Sept. 23, TD, 82 yds., 6:19)

### FEWEST PLAYS

Broncos:	1	(3x, last at Ari., Oct. 18, TD, 64 yds., 0:11)
Opponent:	1	(4x, last at S.F., Dec. 9, TD, 85 yds., 0:13)

### MOST YARDS

Broncos:	88	(vs. Cle., Dec. 15, TD, 13 plays, 6:37)
Opponent:	97	(vs. Pit., Nov. 25, TD, 1 play, 0:15)

### FEWEST YARDS

Broncos:	-11	(at Ari., Oct. 18, FG, 4 plays, 2:13)
Opponent:	-1	(at NYJ, Oct. 7, FG, 4 plays, 2:01)

### MOST TIME

Broncos:	7:09	(vs. Cle., Dec. 15, FG, 13 plays, 64 yds.)
Opponent:	6:51	(vs. Hou., Nov. 4, FG, 13 plays, 56 yds.)

### LEAST TIME

Broncos:	0:04	(at Bal., Sept. 23, TD, 1 play, 6 yds.)
Opponent:	0:06	(vs. Sea., Sept. 9, TD, 1 play, 15 yds.)

## 2018 GAME-OPENING DRIVES

	BRONCOS			OPPONENT		
	Pts.	FD	Yds.	Pts.	FD	Yds.
vs. Sea. (9/9)	0	1	14	0	0	4
vs. Oak. (9/16)	0	0	5	3	3	67
at Bal. (9/23)	7	1	7	0	0	-3
vs. K.C. (10/1)	3	3	51	3	3	60
at NYJ (10/7)	0	2	44	0	0	3
vs. LAR (10/14)	0	0	3	3	2	63
at Ari. (10/18)	7	3	77	0	0	0
at K.C. (10/28)	0	0	8	0	0	0
vs. Hou. (11/4)	0	0	1	7	4	75
at LAC (11/18)	0	0	9	3	3	52
vs. Pit. (11/25)	0	0	5	0	3	47
at Cin. (12/2)	0	2	32	0	3	45
at S.F. (12/9)	0	0	1	3	3	56
vs. Cle. (12/15)	0	0	-13	7	2	51
at Oak. (12/24)						
vs. LAC (12/30)						
<b>TOTAL</b>	<b>17</b>	<b>12</b>	<b>244</b>	<b>29</b>	<b>26</b>	<b>520</b>

## 2018 2ND HALF-OPENING DRIVES

	BRONCOS			OPPONENT		
	Pts.	FD	Yds.	Pts.	FD	Yds.
vs. Sea. (9/9)	0	2	24	0	0	9
vs. Oak. (9/16)	7	6	75	7	4	75
at Bal. (9/23)	0	1	11	7	6	82
vs. K.C. (10/1)	0	0	0	3	3	72
at NYJ (10/7)	0	1	10	0	1	53
vs. LAR (10/14)	0	1	34	0	1	21
at Ari. (10/18)	0	1	11	7	5	63
at K.C. (10/28)	0	0	-9	7	6	83
vs. Hou. (11/4)	0	0	8	0	0	7
at LAC (11/18)	0	0	8	6	7	75
vs. Pit. (11/25)	0	1	20	0	0	2
at Cin. (12/2)	0	0	2	0	0	-7
at S.F. (12/9)	0	1	4	0	0	-15
vs. Cle. (12/15)	3	2	36	0	4	43
at Oak. (12/24)						
vs. LAC (12/30)						
<b>TOTAL</b>	<b>10</b>	<b>16</b>	<b>234</b>	<b>37</b>	<b>37</b>	<b>563</b>



BRONCOS 2018 GAME-BY-GAME SCORING DRIVES							
Opponent	Plays	Yards	Time	Res.	Qtr	Scoring Play	Quarterback
vs. Sea. (9/9)	7	75	2:54	TD	1	Lindsay 29 yd. pass form Keenum	Keenum
	6	75	3:30	TD	2	Sanders 43 yd. pass from Keenum	Keenum
	6	30	2:33	FG	2	McManus 51 yd. Field Goal	Keenum
	4	0	0:54	FG	3	McManus 53 yd. Field Goal	Keenum
	7	75	3:35	TD	4	De. Thomas 4 yd. pass from Keenum	Keenum
vs. Oak. (9/16)	11	75	5:54	TD	3	Freeman 1 yd. run	Keenum
	10	54	2:42	FG	3	McManus 39 yd. Field Goal	Keenum
	14	67	7:08	TD	4	Keenum 1 yd. run	Keenum
	10	62	1:52	FG	4	McManus 36 yd. Field Goal	Keenum
at Bal. (9/23)	1	6	0:04	TD	1	Freeman 6 yd. run	Keenum
	8	70	3:55	TD	1	Sanders 35 yd. run	Keenum
vs. K.C. (10/1)	7	51	3:27	FG	1	McManus 42 yd. Field Goal	Keenum
	5	78	2:56	TD	2	Freeman 14 yd. run	Keenum
	12	60	2:17	FG	2	McManus 34 yd. Field Goal	Keenum
	9	80	4:33	TD	3	Lindsay 1 yd. run	Keenum
	6	48	2:43	FG	4	McManus 46 yd. Field Goal	Keenum
at NYJ (10/7)	3	20	1:15	TD	1	Sutton 8 yd. pass from Keenum	Keenum
	11	74	4:04	FG	2	McManus 30 yd. Field Goal	Keenum
	7	75	1:52	TD	4	De. Thomas 42 yd. pass from Keenum	Keenum
vs. LAR (10/14)	9	65	4:18	FG	1	McManus 28 yd. Field Goal	Keenum
	1	12	0:31	TD	3	Sanders 22 yd. pass from Keenum	Keenum
	5	57	1:20	FG	4	McMaus 24 yd. Field Goal	Keenum
	9	77	1:53	TD	4	De. Thomas 1 yd. pass from Keenum	Keenum
at Ari. (10/18)	6	77	3:41	TD	1	Sutton 8 yd. pass from Sanders	Keenum
	1	64	0:11	TD	2	Sanders 64 yd. pass from Keenum	Keenum
	15	70	6:39	TD	2	Freeman 1 yd. run	Keenum
	3	43	1:35	TD	3	Lindsay 28 yd. run	Keenum
	4	-11	2:13	FG	4	McManus 41 yd. Field Goal	Keenum
at K.C. (10/28)	8	81	4:17	TD	1	Lindsay 1 yd. run	Keenum
	5	75	0:49	TD	2	Patrick 24 yd. pass from Keenum	Keenum
	12	75	5:15	TD	4	Heuerman 4 yd. pass from Keenum	Keenum
	10	46	2:12	FG	4	McManus 36 yd. Field Goal	Keenum
vs. Hou. (11/4)	8	25	3:12	FG	1	McManus 44 yd. Field Goal	Keenum
	4	87	2:30	TD	2	Booker 14 yd. run	Keenum
	12	81	5:56	TD	3	Heuerman 12 yd. pass from Keenum	Keenum
at LAC (11/18)	7	70	3:34	TD	2	Lindsay 41 yd. run	Keenum
	3	18	1:21	TD	3	Freeman 3 yd. run	Keenum
	7	73	3:33	TD	4	Lindsay 2 yd. run	Keenum
	7	76	1:51	FG	4	McManus 34 yd. Field Goal	Keenum
vs. Pit. (11/25)	8	39	3:10	FG	1	McManus 41 yd. Field Goal	Keenum
	6	75	3:02	TD	2	LaCosse 10 yd. pass from Keenum	Keenum
	2	43	0:37	TD	3	Sanders 5 yd. pass from Keenum	Keenum
	11	79	5:43	TD	4	Lindsay 2 yd. run	Keenum
at Cin. (12/2)	8	55	3:01	TD	2	Lindsay 6 yd. run	Keenum
	2	33	0:40	TD	3	Sutton 30 yd. pass from Keenum	Keenum
	4	85	2:01	TD	3	Lindsay 65 yd. run	Keenum
	4	7	2:16	FG	4	McManus 29 yd. Field Goal	Keenum
at S.F. (12/9)	11	56	4:54	TD	3	Lindsay 3 yd. run	Keenum
	14	69	3:02	TD	4	Hamilton 1 yd. pass from Keenum	Keenum
vs. Cle. (12/15)	13	88	6:37	TD	1	Keenum 1 yd. run	Keenum
	12	61	6:44	FG	2	McManus 44 yd. Field Goal	Keenum
	8	36	4:08	FG	3	McManus 42 yd. Field Goal	Keenum
	13	64	7:09	FG	4	McManus 29 yd. Field Goal	Keenum
<b>AVERAGE</b>	<b>7.5</b>	<b>57.1</b>	<b>3:10</b>				
TD AVG.	7.1	64.2	3:12				
FG AVG.	8.1	44.4	3:06				

# DENVER BRONCOS 2018 SEASON THIRD DOWN DISTANCE CHART

Game	TOTAL 3RD DOWNS			RUSHING			PASSING			Penalty	3RD DOWN AVERAGES	
	Md.	Att.	Pct.	Md.	Att.	Pct.	Md.	Att.	Pct.		Yds. Needed	Yds. Gained
Denver	4	12	33.3%	1	2	50.0%	3	10	30.0%	1	6.9	4.0
vs. Sea. (9/9)	2	12	16.7%	0	1	0.0%	2	11	18.2%	0	9.2	1.5
Denver	8	16	50.0%	5	6	83.3%	3	10	30.0%	1	4.8	5.6
vs. Oak. (9/16)	3	10	30.0%	1	4	25.0%	2	6	33.3%	1	4.0	1.7
Denver	6	14	42.9%	1	2	50.0%	5	12	41.7%	0	7.9	5.0
at Bal. (9/23)	8	16	50.0%	2	3	66.7%	6	13	46.2%	1	6.9	5.8
Denver	2	11	18.2%	1	1	100.0%	1	10	10.0%	1	8.2	4.5
vs. K.C. (10/1)	7	15	46.7%	1	2	50.0%	6	13	46.2%	0	8.0	8.7
Denver	4	14	28.6%	1	1	100.0%	3	13	23.1%	0	8.4	3.7
at NYJ. (10/7)	6	13	46.2%	3	4	75.0%	3	9	33.3%	0	7.0	8.8
Denver	3	10	30.0%	2	2	100.0%	1	8	12.5%	1	7.5	2.6
vs. LAR. (10/14)	8	17	47.1%	4	6	66.7%	4	11	36.4%	0	5.5	7.5
Denver	5	13	38.5%	2	5	40.0%	3	8	37.5%	0	7.5	3.8
at Ari. (10/18)	4	14	28.6%	0	2	0.0%	4	12	33.3%	0	7.2	3.9
Denver	4	12	33.3%	3	7	42.9%	1	5	20.0%	0	5.3	1.6
at K.C. (10/28)	3	10	30.0%	1	3	33.3%	2	7	28.6%	0	7.9	4.7
Denver	5	14	35.7%	1	2	50.0%	4	12	33.3%	0	7.6	4.4
vs. Hou. (11/4)	4	13	30.8%	1	4	25.0%	3	9	33.3%	1	6.7	3.3
Denver	3	10	30.0%	0	1	0.0%	3	9	33.3%	1	4.6	5.2
at LAC (11/18)	9	15	60.0%	1	2	50.0%	8	13	61.5%	1	8.5	14.7
Denver	3	11	27.3%	0	2	0.0%	3	9	33.3%	0	8.3	2.5
vs. Pit. (11/25)	5	14	35.7%	1	1	100.0%	4	13	30.8%	0	4.9	6.1
Denver	5	13	38.5%	1	4	25.0%	4	9	44.4%	0	5.8	5.7
at Cin. (12/2)	5	13	38.5%	1	2	50.0%	4	11	36.4%	0	13.7	6.9
Denver	2	15	13.3%	1	4	25.0%	1	11	9.1%	1	8.0	2.5
at S.F. (12/9)	4	13	30.8%	0	1	0.0%	4	12	33.3%	0	6.8	2.4
Denver	5	14	35.7%	1	2	50.0%	4	12	33.3%	0	7.3	2.6
vs. Cle. (12/15)	5	12	41.7%	1	1	100.0%	4	11	36.4%	1	6.7	5.9
Denver												
at Oak. (12/24)												
Denver												
vs. LAC (12/30)												
DENVER TOTAL	59	179	33.0%	20	41	48.8%	39	138	28.3%	6	7.0	3.9
OPPONENT TOTAL	73	187	39.0%	17	36	47.2%	56	151	37.1%	5	7.4	6.1

# DENVER BRONCOS 2018 SEASON FIELD POSITION CHART

Game	OFF. DRIVES	CUMULATIVE STARTING LINE	AVG. START	INSIDE OWN 20	AT OWN 20	INSIDE 50	AT 50	PAST 50	INSIDE OPP. 20
Denver	14	373	27	5	0	12	0	2	0
vs. Sea. (9/9)	15	411	27	5	1	13	0	2	1
Denver	10	257	26	1	0	10	0	0	0
vs. Oak. (9/16)	10	239	24	1	1	10	0	0	0
Denver	11	367	33	1	0	9	0	2	1
at Bal. (9/23)	12	326	27	5	0	10	1	1	0
Denver	10	242	24	0	2	10	0	0	0
vs. K.C. (10/1)	10	306	31	1	0	9	0	1	0
Denver	13	340	26	3	2	12	0	1	0
at NYJ (10/7)	13	374	29	5	0	11	0	2	1
Denver	11	297	27	3	0	10	0	1	1
vs. LAR (10/14)	11	314	29	2	0	9	1	1	0
Denver	13	481	37	0	1	10	0	3	1
at Ari. (10/18)	15	352	23	6	0	15	0	0	0
Denver	12	280	23	5	1	12	0	0	0
at K.C. (10/28)	11	418	38	2	0	9	0	2	0
Denver	11	247	22	4	1	11	0	0	0
vs. Hou. (11/4)	11	345	31	1	0	9	0	2	0
Denver	10	327	33	2	0	8	0	2	1
at LAC (11/18)	10	197	20	4	2	10	0	0	0
Denver	11	284	26	2	2	10	0	1	0
vs. Pit. (11/25)	11	276	25	1	0	11	0	0	0
Denver	13	425	33	3	2	11	0	2	1
at Cin. (12/2)	12	272	23	5	0	12	0	0	0
Denver	12	305	25	3	2	12	0	0	0
at S.F. (12/9)	11	267	24	4	2	10	0	1	0
Denver	11	222	20	5	1	11	0	0	0
vs. Cle. (12/15)	11	383	35	1	1	9	0	2	0
Denver									
at Oak. (12/24)									
Denver									
vs. LAC (12/30)									
DENVER TOTAL	162	4447	27	37	14	148	0	14	5
OPPONENT TOTAL	163	4480	27	43	7	147	2	14	2

# DENVER BRONCOS 2018 SEASON GOAL-TO-GO CHART

Game	Pos.	TD BREAKDOWN			SCORING EFFICIENCY			FAILED			
		TDs	Run	Pass	TD%	FGs	Score%	MFG	DWN	TO	EOH
Denver	1	1	0	1	100.0%	0	100.0%	0	0	0	0
vs. Sea. (9/9)	1	0	0	0	0.0%	1	100.0%	0	0	0	0
Denver	2	2	2	0	100.0%	0	100.0%	0	0	0	0
vs. Oak. (9/16)	1	1	1	0	100.0%	0	100.0%	0	0	0	0
Denver	2	1	1	0	50.0%	0	50.0%	0	0	1	0
at Bal. (9/23)	2	2	2	0	100.0%	0	100.0%	0	0	0	0
Denver	1	1	1	0	100.0%	0	100.0%	0	0	0	0
vs. K.C. (10/1)	3	2	1	1	66.7%	1	100.0%	0	0	0	0
Denver	3	1	0	1	33.3%	1	66.7%	0	0	1	0
at NYJ (10/7)	0	0	0	0	—	0	—	0	0	0	0
Denver	1	1	0	1	100.0%	0	100.0%	0	0	0	0
vs. LAR (10/14)	2	1	1	0	50.0%	1	100.0%	0	0	0	0
Denver	1	1	1	0	100.0%	0	100.0%	0	0	0	0
at Ari. (10/18)	1	1	0	1	100.0%	0	100.0%	0	0	0	0
Denver	2	2	1	1	100.0%	0	100.0%	0	0	0	0
at K.C. (10/28)	2	1	0	1	50.0%	1	100.0%	0	0	0	0
Denver	1	1	0	1	100.0%	0	100.0%	0	0	0	0
vs. Hou. (11/4)	0	0	0	0	—	0	—	0	0	0	0
Denver	2	2	2	0	100.0%	0	100.0%	0	0	0	0
at LAC (11/18)	2	2	0	2	100.0%	0	100.0%	0	0	0	0
Denver	3	3	1	2	100.0%	0	100.0%	0	0	0	0
vs. Pit. (11/25)	2	1	0	1	50.0%	0	50.0%	0	0	1	0
Denver	0	0	0	0	—	0	—	0	0	0	0
at Cin. (12/2)	1	0	0	0	0.0%	1	100.0%	0	0	0	0
Denver	2	2	1	1	100.0%	0	100.0%	0	0	0	0
at S.F. (12/9)	1	1	0	1	100.0%	0	100.0%	0	0	0	0
Denver	2	1	1	0	50.0%	1	100.0%	0	0	0	0
vs. Cle. (12/15)	1	1	0	1	100.0%	0	100.0%	0	0	0	0
Denver											
at Oak. (12/24)											
Denver											
vs. LAC (12/30)											
DENVER TOTAL	23	19	11	8	82.6%	2	91.3%	0	0	2	0
OPPONENT TOTAL	19	13	5	8	68.4%	5	94.7%	0	0	1	0

DENVER BRONCOS 2018 SEASON RED ZONE CHART											
Game	TD BREAKDOWN				SCORING EFFICIENCY			FAILED			
	Pos.	TDs	Run	Pass	TD%	FGs	Score%	MFG	DWN	TO	EOH
Denver	1	1	0	1	100.0%	0	100.0%	0	0	0	0
vs. Sea. (9/9)	2	1	0	1	50.0%	1	100.0%	0	0	0	0
Denver	4	2	2	0	50.0%	1	75.0%	0	0	1	0
vs. Oak. (9/16)	2	1	1	0	50.0%	1	100.0%	0	0	0	0
Denver	3	1	1	0	33.3%	0	33.3%	0	1	1	0
at Bal. (9/23)	3	3	2	1	100.0%	0	100.0%	0	0	0	0
Denver	3	2	2	0	66.7%	1	100.0%	0	0	0	0
vs. K.C. (10/1)	5	3	2	1	60.0%	2	100.0%	0	0	0	0
Denver	4	1	0	1	25.0%	1	50.0%	0	1	1	0
at NYJ (10/7)	3	1	0	1	33.3%	1	66.7%	1	0	0	0
Denver	4	2	0	2	50.0%	2	100.0%	0	0	0	0
vs. LAR (10/14)	5	2	2	0	40.0%	2	80.0%	1	0	0	0
Denver	2	1	1	0	50.0%	1	100.0%	0	0	0	0
at Ari. (10/18)	1	1	0	1	100.0%	0	100.0%	0	0	0	0
Denver	3	2	1	1	66.7%	1	100.0%	0	0	0	0
at K.C. (10/28)	4	3	0	3	75.0%	1	100.0%	0	0	0	0
Denver	2	2	1	1	100.0%	0	100.0%	0	0	0	0
vs. Hou. (11/4)	4	2	0	2	50.0%	1	75.0%	0	1	0	0
Denver	4	2	2	0	50.0%	1	75.0%	0	1	0	0
at LAC (11/18)	3	2	0	2	66.7%	1	100.0%	0	0	0	0
Denver	4	3	2	1	75.0%	1	100.0%	0	0	0	0
vs. Pit. (11/25)	2	1	0	1	50.0%	0	50.0%	0	0	1	1
Denver	2	1	1	0	50.0%	1	100.0%	0	0	0	0
at Cin. (12/2)	1	0	0	0	0.0%	1	100.0%	0	0	0	0
Denver	2	2	1	1	100.0%	0	100.0%	0	0	0	0
at S.F. (12/9)	2	1	0	1	50.0%	1	100.0%	0	0	0	0
Denver	2	1	0	1	50.0%	1	100.0%	0	0	0	0
vs. Cle. (12/15)	2	1	0	1	50.0%	0	50.0%	0	1	0	0
Denver											
at Oak. (12/24)											
Denver											
vs. LAC (12/30)											
DENVER TOTAL	40	23	14	9	57.5%	11	85.0%	0	3	3	0
OPPONENT TOTAL	39	22	7	15	56.4%	12	87.2%	2	2	1	1

## DENVER BRONCOS 2018 SEASON LEADERS BY CATEGORY

Category	Player	AFC Rank	AFC Leader	NFL Rank	NFL Leader
Scoring	Brandon McManus - 90	8th	Ka'imi Fairbairn, Hou. - 136	21st	Ka'imi Fairbairn, Hou. - 136
Rushing Yards	Phillip Lindsay - 991	2nd	Joe Mixon, Cin. - 995	5th	Ezekiel Elliot, Dal. - 1,349
Passing Yards	Case Keenum - 3,396	8th	Patrick Mahomes, K.C. - 4,543	14th	Patrick Mahome, K.C. - 4,543
Passer Rating	Case Keenum - 82.1	13th	Patrick Mahomes, K.C. - 114.8	29th	Drew Brees, N.O. - 116.8
Receiving Yards	Emmanuel Sanders - 868	9th	DeAndre Hopkins, Hou. - 1,321	21st	Julio Jones - 1,511
Receptions	Emmanuel Sanders - 71	10th	JuJu Smith-Schuster, Pit. - 95	25th	Michael Thomas, N.O. - 109
Gross Punting Avg	Colby Wadman - 44.3	11th	Brett Kern, Ten. - 47.5	26th	Michael Dickson, Sea. - 48.9
Net Punting Avg	Colby Wadman - 39.8	7th	Rigoberto Sanchez, Ind. - 42.2	18th	Michael Dickson, Sea. - 44.2
Interceptions	Two players - 3	T-7th	Xavien Howard, Mia. - 7	T-14th	Two players - 7
Sacks	Von Miller - 14.5	T-1st	Two players - 14.5	T-2nd	Aaron Donald, LAR - 16.5
Kickoff Ret. Avg	Devontae Booker - 23.6	17th	Darius Jennings, Ten. - 34.0	38th	Darius Jennings, Ten. - 34.4
Punt Ret. Avg	DaeSean Hamilton - 10.3	13th	De'Anthony Thomas, K.C. - 19.3	19th	De'Anthony Thomas, K.C. - 19.3

## HOW THE BRONCOS RANK IN THE AFC AND NFL — 2018 SEASON

Offense	Total	AFC Rank	AFC Leader	NFL Rank	NFL Leader
Points Per Game	21.9	10th	Kansas City - 35.6	21st	Kansas City - 35.6
Total Yards Per Game	352.3	9th	Kansas City - 427.3	18th	Kansas City - 427.3
Yards Per Play	5.61	7th	Kansas City - 6.78	16th	Kansas City - 6.78
Rushing Yards Per Game	123.2	5th	Houston - 141.9	11th	Seattle - 154.9
Net Passing Yds. Per Game	229.1	9th	Pittsburgh - 312.9	19th	Tampa Bay - 318.9
Interceptions	11	8th	Oakland - 8	16th	Green Bay - 3
First Downs Per Game	20.1	8th	Kansas City - 24.6	T-19th	Tampa Bay - 24.6
Third-Down Efficiency	32.9%	13th	Indianapolis - 48.4%	28th	Tampa Bay - 48.4%
Fourth-Down Efficiency	61.9%	5th	Kansas City - 90.9%	9th	Kansas City - 90.9%
Red-Zone Efficiency	57.5%	9th	Pittsburgh - 76.7%	18th	Pittsburgh - 76.7%
Kickoff Ret. Avg.	19.5	15th	Tennessee - 34.0	29th	Tennessee - 34.0
Punt Ret. Avg.	4.6	16th	N.Y. Jets - 14.2	32nd	N.Y. Jets - 14.2
Defense	Total	AFC Rank	AFC Leader	NFL Rank	NFL Leader
Points Per Game	21.4	6th	Baltimore - 18.1	10th	Baltimore - 18.1
Total Yards Per Game	378.1	11th	Baltimore - 290.2	25th	Buffalo - 290.2
Yards Per Play	5.82	11th	Baltimore - 4.7	21st	Baltimore - 4.7
Rushing Yards Per Game	120.2	10th	Baltimore - 87.6	20th	New Orleans - 79.1
Net Passing Yds. Per Game	257.9	12th	Buffalo - 187.4	25th	Buffalo - 187.4
Interceptions	15	2nd	Miami - 20	5th	Chicago - 26
First Downs Per Game	20.4	11th	Baltimore - 18.1	T-18th	Chicago- 17.9
Third-Down Efficiency	39.0%	8th	New York Jets - 32.6%	17th	Minnesota - 28.8%
Fourth-Down Efficiency	54.5%	9th	Jacksonville - 18.2%	15th	Jacksonville - 18.2%
Red-Zone Efficiency	56.4%	6th	Tennessee - 42.1%	13th	Minnesota - 42.1%
Kickoff Ret. Avg.	20.6	3rd	Jacksonville - 17.7	4th	Jacksonville - 17.7
Punt Ret. Avg.	8.2	7th	Jacksonville - 4.0	18th	Jacksonville - 4.0

## 2018 DENVER BRONCOS WEEK-BY-WEEK NFL RANKINGS

	OFFENSE			DEFENSE		
Game	Total	Rush	Pass	Total	Rush	Pass
vs. Seattle Seahawks (9/9)	470.0 (5th)	146.0 (7th)	324.0 (4th)	306.0 (9th)	64.0 (3rd)	242.0 (19th)
vs. Oakland Raiders (9/16)	472.5 (4th)	157.0 (2nd)	270.5 (13th)	399.5 (15th)	78.0 (T-6th)	261.5 (21st)
at Baltimore Ravens (9/23)	382.7 (T-11th)	144.7 (3rd)	238.0 (16th)	340.3 (14th)	77.7 (4th)	262.7 (22nd)
vs. Kansas City (10/1)	383.3 (13th)	148.3 (3rd)	235.0 (19th)	366.8 (17th)	93.8 (8th)	273.0 (20th)
at New York Jets (10/7)	393.8 (12th)	137.0 (3rd)	256.8 (18th)	395.8 (26th)	139.6	256.2 (16th)
vs. Los Angeles Rams (10/14)	387.7 (12th)	124.2 (10th)	263.5 (15th)	403.8 (27th)	161.3	242.5 (11th)
at Arizona Cardinals (10/18)	376.4 (14th)	125.1 (8th)	251.3 (19th)	378.0 (22nd)	148.1 (31st)	229.9 (10th)
at Kansas City Chiefs (10/28)	380.0 (13th)	133.1 (7th)	247.6 (20th)	373.3 (22nd)	135.8	237.5 (12th)
vs. Houston Texans (11/4)	377.1 (11th)	126.7 (8th)	250.4 (18th)	364.0 (20th)	131.6	232.4 (9th)
at Los Angeles Chargers (11/18)	371.9 (11th)	124.8 (8th)	247.1 (15th)	375.5 (22nd)	127.9	247.6 (18th)
vs. Pittsburgh Steelers (11/25)	366.1 (15th)	124.7 (10th)	241.4 (T-	339.3 (25th)	123.1	266.2 (24th)
at Cincinnati Bengals (12/2)	365.7 (14th)	132.5 (5th)	233.2 (23rd)	382.8 (25th)	122.1	260.7 (23rd)
at San Francisco 49ers (12/9)	358.6 (16th)	130.2 (7th)	228.4 (21st)	383.4 (24th)	119.2	264.2 (26th)
vs. Cleveland Browns (12/15)	352.3 (18th)	123.2 (11th)	229.1 (19th)	378.1 (25th)	120.2	257.9 (25th)
at Oakland Radiers (12/24)						
vs. Los Angeles Chargers (12/30)						

BRONCOS 2018 SEASON 100-YARD RUSHING AND RECEIVING / 300-YARD PASSING GAMES													
100-YARD RUSHING GAMES													
BRONCOS							OPPONENTS						
GAME	Player	Att.	Yds.	Avg.	LG	TDs	GAME	Player	Att.	Yds.	Avg.	LG	TDs
vs. Sea. (9/9)	—	—	—	—	—	—	vs. Sea. (9/9)	—	—	—	—	—	—
vs. Oak. (9/16)	P.Lindsay	14	107	7.6	53	0	vs. Oak. (9/16)	—	—	—	—	—	—
at Bal. (9/23)	—	—	—	—	—	—	at Bal. (9/23)	—	—	—	—	—	—
vs. K.C. (10/1)	—	—	—	—	—	—	vs. K.C. (10/1)	K. Hunt	19	121	6.4	45	1
at NYJ (10/7)	—	—	—	—	—	—	at NYJ (10/7)	I. Crowell	15	219	14.6	77	1
vs. LAR (10/14)	—	—	—	—	—	—	vs. LAR (10/14)	T. Gurley	28	208	7.4	29	2
at Ari. (10/18)	—	—	—	—	—	—	at Ari. (10/18)	—	—	—	—	—	—
at K.C. (10/28)	—	—	—	—	—	—	at K.C. (10/28)	—	—	—	—	—	—
vs. Hou. (11/4)	—	—	—	—	—	—	vs. Hou. (11/4)	—	—	—	—	—	—
at LAC (11/18)	—	—	—	—	—	—	at LAC (11/18)	—	—	—	—	—	—
vs. Pitt. (11/25)	P.Lindsay	14	110	7.9	32	1	vs. Pitt. (11/25)	—	—	—	—	—	—
at Cin. (12/2)	P. Lindsay	19	157	8.3	65	2	at Cin. (12/2)	—	—	—	—	—	—
at S.F. (12/9)	—	—	—	—	—	—	at S.F. (12/9)	—	—	—	—	—	—
vs. Cle. (12/15)	—	—	—	—	—	—	vs. Cle. (12/15)	N.Chubb	20	100	5.0	40	0
at Oak. (12/24)	—	—	—	—	—	—	at Oak. (12/24)	—	—	—	—	—	—
vs. LAC (12/30)	—	—	—	—	—	—	vs. LAC (12/30)	—	—	—	—	—	—
100-YARD RECEIVING GAMES													
BRONCOS							OPPONENTS						
GAME	Player	Rec.	Yds.	Avg.	LG	TDs	GAME	Player	Rec.	Yds.	Avg.	LG	TDs
vs. Sea. (9/9)	E. Sanders	10	135	13.5	43	1	vs. Sea. (9/9)	W. Dissly	3	105	35	66	1
vs. Oak. (9/16)	—	—	—	—	—	—	vs. Oak. (9/16)	A. Cooper	10	116	11.6	30	0
at Bal. (9/23)	—	—	—	—	—	—	at Bal. (9/23)	—	—	—	—	—	—
vs. K.C. (10/1)	—	—	—	—	—	—	vs. K.C. (10/1)	—	—	—	—	—	—
at NYJ (10/7)	De. Thomas	5	105	21.0	42	1	at NYJ (10/7)	R. Anderson	3	123	41.0	76	2
vs. LAR (10/14)	E. Sanders	7	115	16.4	43	1	vs. LAR (10/14)	R.Woods	7	109	15.6	28	0
at Ari. (10/18)	E. Sanders	6	102	17	64	1	at Ari. (10/18)	—	—	—	—	—	—
at K.C. (10/28)	—	—	—	—	—	—	at K.C. (10/28)	S.Watkins	8	107	13.4	24	2
vs. Hou. (11/4)	—	—	—	—	—	—	vs. Hou. (11/4)	D. Hopkins	10	105	10.5	16	1
at LAC (11/18)	—	—	—	—	—	—	at LAC (11/18)	—	—	—	—	—	—
vs. Pitt. (11/25)	—	—	—	—	—	—	vs. Pitt. (11/25)	—	—	—	—	—	—
at Cin. (12/2)	—	—	—	—	—	—	at Cin. (12/2)	—	—	—	—	—	—
at S.F. (12/9)	—	—	—	—	—	—	at S.F. (12/9)	G. Kittle	7	210	30	85	1
vs. Cle. (12/15)	—	—	—	—	—	—	vs. Cle. (12/15)	—	—	—	—	—	—
at Oak. (12/24)	—	—	—	—	—	—	at Oak. (12/24)	—	—	—	—	—	—
vs. LAC (12/30)	—	—	—	—	—	—	vs. LAC (12/30)	—	—	—	—	—	—
300-YARD PASSING GAMES													
BRONCOS							OPPONENTS						
GAME	Player	Cmp.-Att.	Yds.	TDs	INTs	Rtg.	GAME	Player	Cmp.-Att.	Yds.	TDs	INTs	Rtg.
vs. Sea. (9/9)	C. Keenum	25-39	329	3	3	84.2	vs. Sea. (9/9)	—	—	—	—	—	—
vs. Oak. (9/16)	—	—	—	—	—	—	vs. Oak. (9/16)	—	—	—	—	—	—
at Bal. (9/23)	—	—	—	—	—	—	at Bal. (9/23)	—	—	—	—	—	—
vs. K.C. (10/1)	—	—	—	—	—	—	vs. K.C. (10/1)	P. Mahomes	28-45	304	1	0	89.5
at NYJ (10/7)	C. Keenum	35-51	377	2	1	95	at NYJ (10/7)	—	—	—	—	—	—
vs. LAR (10/14)	C. Keenum	25-41	322	2	1	91.7	vs. LAR (10/14)	—	—	—	—	—	—
at Ari. (10/18)	—	—	—	—	—	—	at Ari. (10/18)	—	—	—	—	—	—
at K.C. (10/28)	—	—	—	—	—	—	at K.C. (10/28)	P. Mahomes	24-34	303	4	1	125.0
vs. Hou. (11/4)	—	—	—	—	—	—	vs. Hou. (11/4)	—	—	—	—	—	—
at LAC (11/18)	—	—	—	—	—	—	at LAC (11/18)	P. Rivers	28-43	401	2	2	91.3
vs. Pitt. (11/25)	—	—	—	—	—	—	vs. Pitt. (11/25)	B.Roethlisberger	41-56	462	1	2	88.5
at Cin. (12/2)	—	—	—	—	—	—	at Cin. (12/2)	—	—	—	—	—	—
at S.F. (12/9)	—	—	—	—	—	—	at S.F. (12/9)	N.Mullens	20-33	332	2	1	102.1
vs. Cle. (12/15)	—	—	—	—	—	—	vs. Cle. (12/15)	—	—	—	—	—	—
at Oak. (12/24)	—	—	—	—	—	—	at Oak. (12/24)	—	—	—	—	—	—
vs. LAC (12/30)	—	—	—	—	—	—	vs. LAC (12/30)	—	—	—	—	—	—



# DENVER BRONCOS 2018 BIG-PLAY LOG

BRONCOS RUSHING (10+Yards)				
Game	Qtr.	Time	Yards	Player
vs. Sea. (9/9)	2	7:31	11	Lindsay
	4	14:46	14	Lindsay
	4	3:28	17	Freeman
	4	3:10	15	Freeman
vs. Oak. (9/16)	2	11:42	53	Lindsay
	2	0:08	11	Booker
	3	13:05	11	Lindsay
	3	12:25	14	Freeman
at Bal. (9/23)	1	7:11	35t	Sanders
	1	3:32	16	Freeman
	3	14:55	11	Freeman
	4	7:22	12	Freeman
vs. K.C. (10/1)	1	14:26	18	Freeman
	1	13:49	17	Lindsay
	1	4:09	11	Freeman
	2	9:29	13	Lindsay
	2	6:47	14t	Freeman
	3	6:02	18	Sanders
	3	4:02	19	Lindsay
	3	0:30	10	Freeman
at NYJ (10/7)	1	13:06	29	Lindsay
	1	10:34	12	Lindsay
	4	12:59	24	Freeman
vs. LAR (10/14)	None			
at Ari. (10/18)	1	9:40	22	Lindsay
	2	10:34	11	Lindsay
	3	3:40	28t	Lindsay
at K.C. (10/28)	1	10:34	10	Booker
	2	8:12	14	Lindsay
	2	6:48	13	Lindsay
	3	8:31	14	Booker
	4	14:26	26	Booker
vs. Hou. (11/4)	4	9:21	11	Lindsay
	2	5:39	14t	Booker
	3	9:55	11	Lindsay
at LAC (11/18)	4	8:53	22	Lindsay
	1	12:14	41t	Lindsay
vs. Pit. (11/25)	2	6:29	32	Lindsay
	3	12:51	14	Lindsay
	3	11:44	12	Lindsay
	4	11:48	18	Lindsay
at Cin. (12/2)	1	14:23	11	Lindsay
	1	13:19	10	Lindsay
	3	7:45	65t	Lindsay
	3	1:21	10	Keenum
	4	11:54	14	Lindsay
	4	6:31	14	Lindsay
	4	1:16	10	Freeman
at S.F. (12/9)	2	12:53	11	Patrick
	2	7:35	16	Keenum
	4	10:54	23	Freeman
vs. Cle. (12/15)	1	5:47	11	Lindsay

BRONCOS PASSING (20+Yards)				
Game	Qtr.	Time	Yards	QB/Receiver
vs. Sea. (9/9)	1	9:04	20	Keenum/Sutton
	1	6:18	29t	Keenum/Lindsay
	1	4:30	23	Keenum/De. Thomas
	2	10:40	43t	Keenum/Sanders
	2	1:51	31	Keenum/Sanders
	4	13:35	25	Keenum/Sutton
vs. Oak. (9/16)	4	11:42	22	Keenum/Butt
	2	0:02	20	Keenum/Sutton/Sanders*
	3	15:00	21	Keenum/Sanders
	3	4:45	20	Keenum/Sanders
	3	4:25	23	Keenum/Sanders
	4	13:06	22	Keenum/Butt
	4	1:47	21	Keenum/Sanders
	4	0:18	26	Keenum/Patrick
*9-yd. pass to Sutton, lateral to Sanders to for 11 yds.				
at Bal. (9/23)	3	3:33	22	Keenum/De. Thomas
	4	10:24	21	Keenum/Sutton
vs. K.C. (10/1)	2	8:48	42	Keenum/Sutton
	4	15:00	32	Keenum/Janovich
	4	0:56	36	Keenum/Heuerman
at NYJ (10/7)	2	5:50	31	Keenum/De. Thomas
	2	5:02	24	Keenum/Hamilton
	4	3:27	42t	Keenum/De. Thomas
	4	2:00	22	Keenum/Booker
vs. LAR (10/14)	1	1:47	43	Keenum/Sanders
	3	12:45	45	Keenum/De. Thomas
	3	4:32	21	Keenum/Sanders
	3	1:40	22t	Keenum/Sanders
at Ari. (10/18)	4	10:14	41	Keenum/Sutton
	1	8:45	28t	Sanders/Sutton
	2	14:51	64t	Keenum/Sanders
at K.C. (10/28)	1	9:52	49	Keenum/Sanders
	2	0:45	42	Keenum/Sutton
	2	0:12	24t	Keenum/Patrick
	3	1:17	21	Keenum/Sutton
vs. Hou. (11/4)	1	7:08	21	Keenum/Sutton
	2	8:03	44	Keenum/LaCosse
	3	11:19	22	Keenum/Sutton
at LAC (11/18)	4	15:00	39	Keenum/Sutton
	4	1:28	38	Keenum/Sanders
	4	0:20	30	Keenum/Sutton
vs. Pit. (11/25)	1	8:27	29	Keenum/Heuerman
	3	6:07	38	Keenum/Sanders
at Cin. (12/2)	2	2:45	30	Keenum/Booker
	3	11:32	30t	Keenum/Sutton
	4	5:40	27	Keenum/Sutton
at S.F. (12/9)	4	0:05	21	Keenum/Patrick
vs. Cle. (12/15)	3	5:44	24	Keenum/Patrick

# DENVER BRONCOS 2018 OPPONENT BIG-PLAY LOG

OPPONENT RUSHING (10+Yards)				
Game	Qtr.	Time	Yards	Player
vs. Sea. (9/9)	1	11:18	10	Carson
	1	0:45	24	Carson
vs. Oak. (9/16)	1	13:22	10	Lynch
	2	15:00	10	Lynch
at Bal. (9/23)	3	13:45	14	Collins
vs. K.C. (10/1)	2	12:48	45	Hunt
	3	8:38	13	Hunt
at NYJ (10/7)	1	9:09	15	Crowell
	1	6:32	15	Powell
	2	13:59	77t	Crowell
	3	14:51	54	Crowell
	3	8:30	16	Powell
	4	8:23	36	Crowell
	4	7:35	38	Powell
vs. LAR (10/14)	1	8:47	21	Gurley
	1	8:10	10	Gurley
	2	15:00	29	Gurley
	2	11:02	10t	Gurley
	2	7:54	12	Kupp
	3	7:00	21	Gurley
	4	15:00	14	Gurley
	4	12:41	13	Goff
	4	7:02	12	Woods
at Ari. (10/18)	1	6:35	10	Johnson
	3	10:14	14	Rosen
at K.C. (10/28)	2	1:53	11	Hunt
vs. Hou. (11/4)			None	
at LAC (11/18)	2	0:12	20	Gordon
	3	13:03	17	Ekeler
vs. Pit. (11/25)	3	9:34	11	Conner
	4	2:06	12	Roethlisberger
at Cin. (12/2)	1	6:41	23	Mixon
	2	0:59	14	Mixon
	3	4:50	17	Mixon
at S.F. (12/9)	1	8:27	11	Wilson
vs. Cle. (12/15)	2	8:11	12	Chubb
	2	6:57	15	Johnson
	4	4:35	40	Chubb

OPPONENT PASSING (20+Yards)				
Game	Qtr.	Time	Yards	QB/Receiver
vs. Sea. (9/9)	1	0:13	66	Wilson/Dissly
	2	4:19	24	Wilson/Dissly
	3	6:09	20t	Wilson/Marshall
	4	14:55	55t	Wilson/Lockett
vs. Oak. (9/16)	1	14:39	23	Carr/Nelson
	2	4:47	20	Carr/Cook
	2	2:00	20	Carr/Cook
	3	7:57	30	Carr/Cooper
	3	6:50	20	Carr/Cooper
	3	5:31	20t	Carr/Roberts
at Bal. (9/23)	1	12:52	30	Flacco/Andrews
	2	7:00	44	Flacco/Brown
	3	9:09	29	Flacco/Andrews
vs. K.C. (10/1)	1	8:20	27	Mahomes/Hunt
	3	14:09	24	Mahomes/Harris
	3	11:34	29	Mahomes/Kelce
	4	10:18	22	Mahomes/Hunt
	4	2:53	23	Mahomes/Robinson
	4	2:03	35	Mahomes/Harris
at NYJ (10/7)	2	10:57	76t	Darnold/Anderson
	2	1:17	35t	Darnold/Anderson
	4	5:15	20t	Darnold/Pryor
vs. LAR (10/14)	1	12:57	44	Goff/Cooks
	1	6:33	28	Goff/Woods
at Ari. (10/18)	4	11:48	21	Rosen/Kirk
	4	4:09	27	Rosen/Kirk
at K.C. (10/28)	1	4:57	22	Mahomes/Hill
	2	10:59	40	Mahomes/Hill
	2	3:55	24	Mahomes/Watkins
	3	12:34	24	Mahomes/Watkins
	3	5:19	23t	Mahomes/Hunt
vs. Hou. (11/4)	1	13:17	31	Watson/De. Thomas
at LAC (11/18)	1	12:27	27	Rivers/Allen
	1	3:56	27	Rivers/M. Williams
	1	3:18	26	Rivers/Green
	2	11:16	27	Rivers/Gates
	2	5:31	32	Rivers/Gordon
	2	3:25	29	Rivers/M. Williams
	4	10:02	23	Rivers/Ekeler
	4	3:33	25	Rivers/Gates
vs. Pit. (11/25)	2	15:00	23	Roethlisberger/Grimble
	2	0:59	24	Roethlisberger/Switzer
	3	10:47	97t	Roethlisberger/Smith-Schuster
	3	0:18	23	Roethlisberger/Conner
at Cin. (12/2)	2	1:26	22	Driskel/Boyd
	3	11:27	20	Driskel/Boyd
	3	10:07	23	Driskel/Boyd
	3	2:53	30t	Driskel/Core
	4	3:15	20	Driskel/Uzomah
at S.F. (12/9)	1	12:43	31	Mullens/Kittle
	1	0:28	52	Mullens/Kittle
	2	10:00	85t	Mullens/Kittle
	4	3:39	31	Mullens/Pettis
vs. Cle. (12/15)	1	11:59	31t	Mayfield/Perriman
	1	1:48	20	Mayfield/Njoku

# DENVER BRONCOS 2018 TAKEAWAY CHART

GAME	W/L	+/-	BRONCOS				OPPONENTS			
			INT	FUM	Total	Pts.	INT	FUM	Total	Pts.
vs. Sea. (9/9)	W	EVEN	2	1	3	3	3	0	3	14
vs. Oak. (9/16)	W	-1	0	0	0	0	1	0	1	0
at Bal. (9/23)	L	-1	0	0	0	0	1	0	1	0
vs. K.C. (10/1)	L	-1	0	0	0	0	1	0	1	0
at NYJ (10/7)	L	+1	1	1	2	7	1	0	1	0
vs. LAR (10/14)	L	EVEN	1	0	1	7	1	0	1	0
at Ari. (10/18)	W	+4	3	2	5	24	1	0	1	7
at K.C. (10/28)	L	-1	1	0	1	0	1	1	2	0
vs. Hou. (11/4)	L	-1	0	0	0	0	0	1	1	6
at LAC (11/18)	W	+2	2	0	2	7	0	0	0	0
vs. Pit. (11/25)	W	+4	2	2	4	14	0	0	0	0
at Cin. (12/2)	W	+2	1	2	3	17	0	1	1	0
at S.F. (12/9)	L	+1	1	0	1	0	0	0	0	0
vs. Cle. (12/15)	L	EVEN	1	1	2	3	2	0	2	7
at Oak. (12/24)										
vs. LAC (12/30)										
TOTALS	6-8	+9	15	9	24	82	12	3	15	34

# DENVER BRONCOS 2018 TURNOVER LOG (+9)

## TAKEAWAYS (24 TOT., 15 INT, 9 FUM, 82 pts.)

Game	Qtr.	Time	Takeaway	Player	Field Pos.	Pts.
vs. Sea. (9/9)	3	8:22	Fumble	Miller	OPP 40	0
	3	3:01	Interception	Simmons	OPP 35	3
	4	0:02	Interception	A. Jones	OPP 40	0
vs. Oak. (9/16)				None		
at Bal. (9/23)				None		
vs. K.C. (10/1)				None		
at NYJ (10/7)	1	10:45	Fumble	Gotsis	OPP 20	7
	3	13:32	Interception	Wolfe	DEN 41	0
vs. LAR (10/14)	3	2:14	Interception	Stewart	OPP 12	7
at Ari. (10/18)	1	14:10	Interception	Davis	TD	7
	1	2:13	Interception	C. Harris Jr.	TD	7
	3	5:18	Fumble	Walker	OPP 43	7
	4	10:26	Interception	Roby	DEN 20	0
	4	7:56	Fumble	Miller	OPP 12	3
at K.C. (10/28)	4	14:34	Interception	Simmons	DEN 39	0
vs. Hou. (11/4)				None		
at LAC (11/18)	2	9:17	Interception	C. Harris Jr.	OPP 46	0
	3	3:55	Interception	Miller	OPP 18	7
vs. Pit. (11/25)	2	15:00	Fumble	TB thru EZ	DEN 20	0
	3	6:19	Interception	C. Harris Jr.	OPP 43	7
	3	0:18	Fumble	Stewart	DEN 21	7
	4	1:07	Interception	S. Harris	DEN 20	0
at Cin. (12/3)	3	12:18	Fumble	Dy. Thomas	OPP 33	7
	3	9:48	Interception	Simmons	DEN 15	7
	4	2:49	Fumble	Chubb	OPP 18	3
at S.F. (12/9)	4	11:23	Interception	Stewart	DEN 41	0
vs. Cle. (12/15)	2	0:26	Interception	Dy. Thomas	DEN 2	0
	3	5:54	Fumble	Wolfe	DEN 40	3

## BRONCOS TAKEAWAY LEADERS

Player	INT	FUM	Totals	Pts.
C. Harris Jr.	3	0	3	14
Stewart	2	1	3	14
Miller	1	2	3	10
Simmons	3	0	3	10
Dy. Thomas	1	1	2	7
Wolfe	1	1	2	3
Gotsis	0	1	1	7
Davis	1	0	1	7
Walker	0	1	1	7
Chubb	0	1	1	3
S. Harris	1	0	1	0
Roby	1	0	1	0
A. Jones	1	0	1	0
Team	0	1	1	0
<b>TOTALS</b>	<b>15</b>	<b>9</b>	<b>24</b>	<b>82</b>

## GIVEAWAYS (15 TOT., 12 INT, 3 FUM, 34 pts.)

Game	Qtr.	Time	Giveaway	Player	Field Pos.	Pts.
vs. Sea. (9/9)	1	9:21	Interception	Keenum	DEN 15	7
	2	1:14	Interception	Keenum	OPP 18	0
	3	8:15	Interception	Keenum	DEN 41	7
vs. Oak. (9/16)	2	9:41	Interception	Keenum	OPP 16	0
at Bal. (9/23)	4	9:17	Interception	Keenum	OPP 34	0
vs. K.C. (10/1)	2	9:25	Interception	Keenum	OPP 43	0
at NYJ (10/7)	4	0:11	Interception	Keenum	DEN 1	0
vs. LAR (10/14)	3	3:09	Interception	Keenum	OPP 6	0
at Ari. (10/18)	3	12:50	Interception	Keenum	OPP 37	7
at K.C. (10/28)	4	12:22	Fumble	Keenum	OPP 46	0
	4	8:08	Interception	Keenum	OPP 45	0
vs. Hou. (11/4)	2	12:33	Fumble	Booker	DEN 22	6
at LAC (11/18)				None		
vs. Pit. (11/25)				None		
at Cin. (12/3)	3	0:35	Fumble	Freeman	OPP 46	0
at S.F. (12/9)				None		
vs. Cle. (12/15)	2	1:50	Interception	Keenum	OPP 20	0
	4	14:49	Interception	Keenum	DEN 48	7

## BRONCOS GIVEAWAY LEADERS

Player	INT	FUM	Totals	Pts.
Keenum	12	1	13	28
Booker	0	1	1	6
Freeman	0	1	1	0

**TOTALS**                      **12**   **3**                      **15**                      **34**

# 2018 SEASON INDIVIDUAL GAME-BY-GAME STATISTICS — BRONCOS LEADERS

	SCORING	RUSHES	RUSH YDS	RECEPTIONS	REC. YDS
<b>Game</b>					
vs. Sea. (9/9)	McManus 9	Two Players 12	Two Players 71	Sanders 10	Sanders 135
vs. Oak. (9/16)	McManus 8	Lindsay 14	Lindsay 107	De. Thomas 5	Sanders 96
at Bal. (9/23)	Two Players 6	Freeman 13	Freeman 53	Three Players 5	De. Thomas 63
vs. K.C. (10/1)	McManus 11	Lindsay 12	Lindsay 69	Sanders 5	Heuerman 57
at NYJ (10/7)	Two Players 6	Lindsay 12	Lindsay 61	Sanders 9	De. Thomas 105
vs. LAR (10/14)	McManus 8	Freeman 9	Freeman 22	Sanders 7	Sanders 115
at Ari. (10/18)	McManus 9	Lindsay 14	Lindsay 90	Sanders 6	Sanders 102
at K.C. (10/28)	Three Players 6	Lindsay 18	Lindsay 95	Three Players 4	Sutton 78
vs. Hou. (11/4)	Two Players 6	Lindsay 17	Lindsay 60	Heuerman 10	Heuerman 83
at LAC (11/18)	Lindsay 12	Lindsay 11	Lindsay 79	Three Players 4	Sutton 78
vs. Pitt. (11/25)	Four Players 6	Lindsay 14	Lindsay 110	Sanders 7	Sanders 86
at Cin. (12/2)	Lindsay 12	Lindsay 19	Lindsay 157	Two Players 4	Sutton 85
at S.F. (12/9)	Two Players 6	Lindsay 14	Freeman 36	Two Players 7	Patrick 85
vs. Cle. (12/15)	McManus 10	Lindsay 14	Lindsay 24	Hamilton 7	Patrick 65
at Oak. (12/24)					
vs. LAC (12/30)					
<b>AVERAGE</b>	<b>8.2</b>	<b>13.8</b>	<b>73.9</b>	<b>6.4</b>	<b>88.1</b>
	TACKLES	SACKS	INTS	PASSES DEF.	ST. TACKLES
<b>Game</b>					
vs. Sea. (9/9)	Davis 8	Miller 3.0	Two Players 1	Two Players 2	J. Jones 2
vs. Oak. (9/16)	Simmons 9	Miller 1.0	N/A 0	Brock 1	Dy. Thomas 1
at Bal. (9/23)	Stewart 9	Two Players 1.0	N/A 0	Four Players 1	Two Players 2
vs. K.C. (10/1)	Simmons 8	Two Players 0.5	N/A 0	Five Players 1	J. Jones 1
at NYJ (10/7)	Simmons 7	Two Players 0.5	Wolfe 1	Two Players 2	Two Players 2
vs. LAR (10/14)	Stewart 9	Chubb 3.0	Stewart 1	Five Players 1	Two Players 1
at Ari. (10/18)	Davis 10	Two Players 2.0	Three Players 1	Roby 4	Two Players 2
at K.C. (10/28)	Two Players 6	Dy. Thomas 1.0	Simmons 1	Brock 2	Two Players 2
vs. Hou. (11/4)	Davis 10	Four Players 1.0	N/A 0	Two Players 1	Two Players 1
at LAC (11/18)	Two Players 10	Three Players 1.0	Two Players 1	Two Players 2	Three Players 1
vs. Pitt. (11/25)	Davis 10	Two Players 1.0	Two Players 1	Harris Jr. 2	Langley 2
at Cin. (12/2)	Davis 10	Two Players 1.5	Simmons 1	Three Players 1	Janovich 1
at S.F. (12/9)	Davis 8	Chubb 2.0	Stewart 1	S. Harris 2	S. Thomas 2
vs. Cle. (12/15)	Simmons 7	Two Players 1.0	Dy. Thomas 1	Six Players 1	Two Players 1
at Oak. (12/24)					
vs. LAC (12/30)					
<b>AVERAGE</b>	<b>8.6</b>	<b>1.4</b>	<b>0.7</b>	<b>1.6</b>	<b>1.5</b>
	PUNT RET.	PR YDS	KICKOFF RET.	KOR YDS	PUNTS
<b>Game</b>					
vs. Sea. (9/9)	A. Jones 2	A. Jones 9	N/A 0	N/A 0	King 6
vs. Oak. (9/16)	A. Jones 1	A. Jones 1	N/A 0	N/A 0	King 4
at Bal. (9/23)	Hamilton 3	Hamilton 31	Two Players 1	Booker 23	King 7
vs. K.C. (10/1)	A. Jones 1	A. Jones 2	Two Players 1	Lindsay 32	King 3
at NYJ (10/7)	A. Jones 1	A. Jones 1	Lindsay 1	Lindsay 27	Wadman 8
vs. LAR (10/14)	N/A 0	N/A 0	Lindsay 2	Lindsay 24	Wadman 4
at Ari. (10/18)	Lindsay 3	Lindsay 23	Lindsay 2	Lindsay 38	Wadman 6
at K.C. (10/28)	McKenzie 2	McKenzie 13	A. Jones 3	A. Jones 69	Wadman 4
vs. Hou. (11/4)	A. Jones 5	A. Jones 12	N/A 0	N/A 0	Wadman 5
at LAC (11/18)	N/A 0	N/A 0	Booker 2	Booker 38	Wadman 5
vs. Pitt. (11/25)	Cracraft 1	Cracraft 6	N/A 0	N/A 0	Wadman 6
at Cin. (12/2)	Cracraft 3	Cracraft 6	N/A 0	N/A 0	Wadman 6
at S.F. (12/9)	Cracraft 3	Cracraft 20	Langley 1	Langley 44	Wadman 6
vs. Cle. (12/15)	Cracraft 2	Cracraft 0	Booker 1	Booker 35	Wadman 3
at Oak. (12/24)					
vs. LAC (12/30)					
<b>AVERAGE</b>	<b>1.9</b>	<b>8.9</b>	<b>1.9</b>	<b>23.6</b>	<b>5.2</b>

# 2018 SEASON INDIVIDUAL GAME-BY-GAME STATISTICS — OPPONENTS LEADERS

	SCORING		RUSHES		RUSH YDS		RECEPTIONS		REC. YDS	
<b>Game</b>										
vs. Sea. (9/9)	Four Players	6	Two Players	7	Carson	51	Penny	4	Dissly	105
vs. Oak. (9/16)	Nugent	7	Lynch	18	Lynch	65	Cooper	10	Cooper	116
at Bal. (9/23)	Tucker	9	Collins	18	Collins	68	Crabtree	7	Brown	86
vs. K.C. (10/1)	Butker	9	Hunt	19	Hunt	121	Hill	13	Kelce	78
at NYJ (10/7)	Anderson	12	Powell	20	Crowell	219	Anderson	3	Anderson	123
vs. LAR (10/14)	Gurley II	12	Gurley	28	Gurley	208	Woods	7	Woods	109
at Ari. (10/18)	Fitzgerald	6	Johnson	14	Johnson	39	Two Players	4	Kirk	57
at K.C. (10/28)	Watkins	12	Hunt	16	Hunt	50	Watkins	8	Watkins	107
vs. Hou. (11/4)	Fairbairn	7	Blue	15	Blue	39	Hopkins	10	Hopkins	105
at LAC (11/18)	Badgley	10	Gordon	18	Gordon	69	Allen	9	Allen	89
vs. Pitt. (11/25)	Two Players	6	Conner	13	Conner	53	Smith-Schuster	13	Smith-Schuster	189
at Cin. (12/2)	Core	6	Mixon	12	Mixon	82	Two Players	6	Boyd	97
at S.F. (12/9)	Gould	8	Wilson	23	Wilson	90	Kittle	7	Kittle	210
vs. Cle. (12/15)	Two Players	6	Chubb	20	Chubb	100	Callaway	5	Landry	37
at Oak. (12/24)										
vs. LAC (12/30)										
<b>AVERAGE</b>		<b>8.3</b>		<b>17.2</b>		<b>89.6</b>		<b>7.6</b>		<b>107.7</b>
	TACKLES		SACKS		INTS		PASSES DEF.		ST. TACKLES	
<b>Game</b>										
vs. Sea. (9/9)	Flowers	8	Clark	1.0	McDougald	2	Two Players	2	Two Players	2
vs. Oak. (9/16)	Whitehead	6	Hurst	1.0	Melvin	1	Conley	4	Rodgers-Cromartie	1
at Bal. (9/23)	Young	10	Suggs	1.5	Onwuasor	1	Three Players	1	Five Players	1
vs. K.C. (10/1)	Fuller	7	Four Players	1.0	Murray	1	Three Players	1	Ward	2
at NYJ (10/7)	Williamson	9	Williams	2.0	Maye	1	Claiborne	4	Two Players	2
vs. LAR (10/14)	Two Players	7	Two Players	1.0	Johnson	1	Littleton	2	Two Players	1
at Ari. (10/18)	Two Players	8	Two Players	1.0	Peterson	1	Two Players	1	Five Players	1
at K.C. (10/28)	Hitchens	9	Ford	3.0	Fuller	1	Fuller	1	Ward	2
vs. Hou. (11/4)	Reid	9	Two Players	1.0	N/A	0	K. Jackson	2	Moore	2
at LAC (11/18)	Brown	8	N/A	0.0	N/A	0	Three Players	1	Jenkins	2
vs. Pitt. (11/25)	Edmunds	8	V. Williams	1.0	N/A	0	Four Players	1	Two Players	1
at Cin. (12/2)	Williamson	9	Two Players	1.0	N/A	0	Two Players	2	Erickson	2
at S.F. (12/9)	Reed	12	Two Players	1.0	N/A	0	Lee	1	Moore	3
vs. Cle. (12/15)	Schobert	7	Two Players	1.0	Two Players	1	Mitchell	2	Thomas	2
at Oak. (12/24)										
vs. LAC (12/30)										
<b>AVERAGE</b>		<b>8.4</b>		<b>1.2</b>		<b>0.6</b>		<b>1.8</b>		<b>1.7</b>
	PUNT RET.		PR YDS		KICKOFF RET.		KOR YDS		PUNTS	
<b>Game</b>										
vs. Sea. (9/9)	Lockett	3	Lockett	11	Lockett	2	Lockett	39	Dickson	6
vs. Oak. (9/16)	Nelson	1	Nelson	7	N/A	0	N/A	0	Townsend	4
at Bal. (9/23)	White	3	White	12	White	3	White	78	Koch	4
vs. K.C. (10/1)	Hill	1	Hill	37	N/A	0	N/A	0	Colquitt	4
at NYJ (10/7)	Roberts	4	Roberts	71	Roberts	2	Roberts	30	Edwards	3
vs. LAR (10/14)	Natson	2	Natson	29	Countess	1	Countess	31	Hekker	3
at Ari. (10/18)	Kirk	2	Kirk	17	Williams	5	Williams	77	Lee	6
at K.C. (10/28)	Hill	3	Hill	15	Tr. Smith	3	Tr. Smith	82	Colquitt	5
vs. Hou. (11/4)	Ervin	2	Ervin	16	N/A	0	N/A	0	Daniel	6
at LAC (11/18)	T. Benjamin	1	T. Benjamin	2	King	3	King	70	Jones	3
vs. Pitt. (11/25)	Switzer	3	Switzer	6	N/A	0	N/A	0	Berry	3
at Cin. (12/2)	Erickson	2	Erickson	4	Erickson	1	Erickson	29	Huber	7
at S.F. (12/9)	Taylor	2	Taylor	26	James	3	James	46	Pinion	5
vs. Cle. (12/15)	Peppers	2	Peppers	9	Two Players	1	Hilliard	31	Colquitt	4
at Oak. (12/24)										
vs. LAC (12/30)										
<b>AVERAGE</b>		<b>2.2</b>		<b>18.7</b>		<b>1.7</b>		<b>36.6</b>		<b>4.5</b>

## BRONCOS 2018 GAME-BY-GAME TACKLE CHART

	vs. Sea. (9/9)	vs. Oak. (9/16)	at Bal. (9/23)	vs. K.C. (10/1)	at NYJ (10/7)	vs. LAR (10/14)	at Ari. (10/18)	at K.C. (10/28)	vs. Hou. (11/4)	at LAC (11/18)	vs. Pit. (11/25)	at Cin. (12/2)	at S.F. (12/9)	vs. Cle. (12/15)	at Oak. (12/24)	vs. LAC (12/30)	TOTAL
Todd Davis	8	5	8	7	6	7	10	6	10	5	10	10	8	3			103
Justin Simmons	4	9	5	8	7	4	7	5	1	10	9	9	6	7			91
Darian Stewart	3	1	9	3	3	9	1			10	3	3	4	4			53
Bradley Chubb	3	3	2	2	2	5	3	4	6	7	4	3	3	4			51
Chris Harris Jr.	2	3	3	6	3	4	6	4	3	8	6	1					49
Von Miller	7	5	2	1	5	5	4	3	2	1	2	3	3	2			45
Bradley Roby	2	5	2	3		1	2	6		3	6	3	4	5			42
Josey Jewell		2	6	2	2	2		3	3	5	6	1	5	4			41
Derek Wolfe	1	3	5	3	3	2	3	3	4	1	2	1	6	1			38
Brandon Marshall	6	4	2	6	4	6	4	1						4			37
Adam Gotsis		2	1	3	3	1	3		4	4	2		3	6			35
Will Parks	2		1			1	4	3	5	4	6	2	1	4			33
Shelby Harris	1	1	2	3	2	2	4	2	2	3	2	2	4	2			32
Zach Kerr		3	2	2	3	3	1	1	4	3	5		2	2			31
Domata Peko Sr.	2	5	1	1	3	5	1	1					3	4			26
Shaquil Barrett	2	3	4	3	1	1	1	2	1	3	1						22
Tramaine Brock		6				3		1	3	1	3			1			18
Su'a Cravens									3	3	2		2				16
Isaac Yiadom			4		3		1				2	3					13
Shane Ray	1	1	1	1	2	1			1		1		1				10
Adam Jones	2	3		4													9
Dymonte Thomas								2					1	2			5
DeMarcus Walker							1		3								4
Joseph Jones												4					4
Jeff Holland														2			2
Keishawn Bierria											1	1					2
Jamar Taylor													1				1
Shamarko Thomas			1														1
TOTALS	46	64	61	58	52	62	56	47	55	71	73	55	57	57	0	0	814

## BRONCOS 2018 GAME-BY-GAME SACK CHART

	vs. Sea. (9/9)	vs. Oak. (9/16)	at Bal. (9/23)	vs. K.C. (10/1)	at NYJ (10/7)	vs. LAR (10/14)	at Ari. (10/18)	at K.C. (10/28)	vs. Hou. (11/4)	at LAC (11/18)	vs. Pit. (11/25)	at Cin. (12/2)	at S.F. (12/9)	vs. Cle. (12/15)	at Oak. (12/24)	vs. LAC (12/30)	TOTAL
Von Miller	3	1				1.5	2	0.5	1	1	1	1.5	1	1			14.5
Bradley Chubb	0.5		1			3	2	0.5	1	1		1	2				12.0
Shaquil Barrett	1						1				1						3.0
Adam Gotsis										1				1			2.0
Derek Wolfe					0.5				1								1.5
Zach Kerr				0.5			1										1.5
Shelby Harris												1.5					1.5
Chris Harris Jr.	1																1.0
Shane Ray			1														1.0
Darian Stewart	0.5					0.5											1.0
DeMarcus Walker									1								1.0
Dymonte Thomas								1									1.0
Todd Davis				0.5													0.5
Domata Peko Sr.					0.5												0.5
TOTALS	6	1	2	1	1	5	6	2	4	3	2	4	3	2	0	0	42

## BRONCOS 2018 GAME-BY-GAME INTERCEPTION CHART

	vs. Sea. (9/9)	vs. Oak. (9/16)	at Bal. (9/23)	vs. K.C. (10/1)	at NYJ (10/7)	vs. LAR (10/14)	at Ari. (10/18)	at K.C. (10/28)	vs. Hou. (11/4)	at LAC (11/18)	vs. Pit. (11/25)	at Cin. (12/2)	at S.F. (12/9)	vs. Cle. (12/15)	at Oak. (12/24)	vs. LAC (12/30)	TOTAL
Chris Harris Jr.							1			1							3
Justin Simmons	1							1				1					3
Darian Stewart						1							1				2
Todd Davis							1										1
Shelby Harris											1						1
Bradley Roby							1										1
Von Miller										1							1
Dymonte Thomas														1			1
Derek Wolfe					1												1
TOTALS	1	0	0	0	1	1	3	1	0	2	2	1	1	1	0	0	14



# DENVER BRONCOS 2018 SEASON MISCELLANEOUS GAME INFORMATION

GAME	W/L	KICKOFF	LENGTH	ATTN.	TEMP.	TV	BROADCAST CREW	OFFICIALS
vs. Sea. (9/9)	W, 27-24	2:25 PM MDT	3:06	76,761	84° F	FOX	Dick Stockton Mark Schlereth Jennifer Hale	REF: Allen (122); UMP: Fowler (71); DJ: Mello (48); LJ: Bolinger (40); FJ: Zimmer (33); SJ: Novak (1); BJ: Miles (111); RO: Lapetina
vs. Oak. (9/16)	W, 20-19	2:25 PM MDT	3:07	76,696	92° F	CBS	Greg Gumbel Trent Green/Bruce Arians Melanie Collins	REF: Hussey (35); UMP: Michalek (115); DJ: Cruz (94); LJ: Bowers (74); FJ: Willard (58); SJ: Baynes (56); BJ: Steed (12); RO: Valenti
at Bal. (9/23)	L, 27-14	1:02 PM EDT	3:10	70,156	61° F	CBS	Andrew Catalon James Lofton Jane Slater	REF: Torbert (62); UMP: Ferrell (64); DJ: Thomas (53); LJ: Steinkerchner (84); FJ: Buchanan (86); SJ: Edwards (3); BJ: Josselyn (67); RO: Frantz
vs. K.C. (10/1)	L, 27-23	6:15 PM MDT	3:04	76,656	65° F	ESPN	Joe Tessitore Jason Witten Lisa Salters	REF: Wroldstad (4); UMP: King (121); DJ: Phillips (6); LJ: Johnson (101); FJ: Lamberth (21); SJ: Hill (29); BJ: Helverson (93); RO: Nemmers
at NYJ (10/7)	L, 34-16	1:02 PM EDT	3:09	77,982	77° F	CBS	Ian Eagle Dan Fouts Evan Washburn	REF: Morelli (135); UMP: Woods (54); DJ: Stelljes (22); LJ: Seeman (45); FJ: Jeffries (36); SJ: Cheek (41); BJ: Ferguson (61); RO: Matoren
vs. LAR (10/14)	L, 23-20	2:05 PM MDT	3:16	76,109	25° F	FOX	Dick Stockton Mark Schlereth Jennifer Hale	REF: Smith (14); UMP: Neale (92); DJ: Hittner (28); LJ: Longson (2); FJ: Rogers (126); SJ: Freeman (88); BJ: Paganelli (105); RO: Wimmer
at Ari. (10/18)	W, 45-10	5:20 PM MST	3:04	62,359	82° F	FOX	Joe Buck Troy Aikman Erin Andrews Kristina Pink	REF: Kemp (55); UMP: Hall (49); DJ: Symonette (100); LJ: Bergman (32); FJ: Jenkins (117); SJ: Santi (50); BJ: Meyer (78); RO: Chase
at K.C. (10/28)	L, 30-23	12:02 PM CDT	3:10	77,103	56° F	CBS	Kevin Harlan Rich Gannon Steve Tasker	REF: Hochuli (83); UMP: Ellison (81); DJ: Camp (134); LJ: Bradley (98); FJ: Hill (29); SJ: Weatherford; BJ: Martinez (39); RO: Madsen
vs. Hou. (11/4)	L, 19-17	1:05 PM MST	3:05	76,270	53° F	CBS	Tom McCarthy Steve Beuerlein	REF: Martin (19); UMP: Bryan (11); DJ: Short (113); LJ: Payne (79); FJ: Meslow (118); SJ: Freeman (88); BJ: Wilson (119); RO: Sifferman
at LAC (11/18)	W, 23-22	1:05 PM PST	3:10	25,462	69° F	CBS	Ian Eagle Dan Fouts Evan Washburn	REF: Morelli (135); UMP: Woods (54); DJ: Stelljes (22); LJ: Seeman (45); FJ: Jeffries (36); SJ: Cheek (41); BJ: Ferguson (61); RO: Matoren
vs. Pitt. (11/25)	W, 24-17	2:25 PM MST	3:03	76,536	41° F	CBS	Jim Nantz Tony Romo Tracy Wolfson	REF: Corrente (99); UMP: Eck (76); DJ: Turner (130); LJ: Podraza (47); FJ: Washington (7); SJ: Dickson (25); BJ: Freeman (133); RO: Nazzaro
at Cin. (12/2)	W, 24-10	1:00 PM EST	3:13	44,392	63° F	CBS	Spero Dedes Adam Archuleta	REF: Torbert (62); UMP: Ferrell (64); DJ: Thomas (53); LJ: Steinkerchner (84); FJ: Buchanan (86); SJ: Edwards (3); BJ: Josselyn (67); RO: Frantz
at S.F. (12/9)	L, 20-14	1:05 PM PST	3:19	69,449	63° F	CBS	Andrew Catalon James Lofton	REF: Smith (14); UMP: Neale (92); DJ: Hittner (28); LJ: Longson (2); FJ: Rogers (126); SJ: Coleman (95); BJ: Paganelli (105); RO: Wimmer
vs. Cle. (12/15)	L, 17-16	6:22 PM MST	3:06	76,596	46° F	NFLN	Mike Tirico Kurt Warner Peter Schrager	REF: Martin (19); UMP: Bryan (11); DJ: Short (113); LJ: Payne (79); FJ: Weatherford (116); SJ: Freeman (88); BJ: Wilson (119); RO: Nemmers
at Oak. (12/24)								
vs. LAC (12/30)								

# 2018 DENVER BRONCO MISCELLANEOUS STATISTICS (Won 6, Lost 8)

©

## DRIVE ENGINEERING

Quarterback	Drives Started	Drives Ended By	Points Yielded	Pts./ Drive	Quarterback Drive Efficiency*	Directing Offense**	3 & Out
		TD FG FGA PNT DWN TRN SAF CLK RPL				Plays Yards Avg.	
C. KEENUM.....	161	34 19 4 73 8 15 0 8 0	292	1.81	32.9% 37.3%	867 4941 5.70	42
C. KELLY.....	1	0 0 0 0 0 0 0 1 0	0	0.00	0.0% 0.0%	0 0 0.00	0
DENVER.....	162	34 19 4 73 8 15 0 8 0	292	1.81	32.9% 37.3%	867 4941 5.70	42
Opponents.....	163	33 24 5 63 5 23 0 10 (0)	289	1.77	35.0% 40.6%	897 5307 5.92	45

(\*—the second number is the percentage the quarterback has put his team in position to score, allowing for missed field goals and subtracting those drives ended by the clock and replaced due to injury. Quarterbacks who leave the game during a drive only get a replacement credit if team goes on to earn at least one first down. Blocked punts for safeties counted as drive ended by punt; \*\*—does not include plays when not at helm or not truly setting a play in motion, i.e., aborted plays/muffed punts/kneeldowns/spiked balls: Keenum 11-for-[8], Kelly 1-[1]; Opponents 13-for-[14]. (3 & outs includes all drives without first downs, minus FGs and clock.)

## KICKOFF ANALYSIS

Kicker	No. Opp.	OSY-----	ASY-----	In Denver
	Total Ret. FC MF NA TB EZ+ In20/25 TD OB OnS SQB FK All Ret. All Ret.			
B. McMANUS.....	64	25 0 0 0 39 27 11/16 0 0 (3) (0) (0)	1521 543 O24 O22	34 KO / 29 TB / 21 EZ+
Opponents.....	67	21 0 0 0 46 41 6/13 0 0 (0) (1) (0)	1636 486 D24 D23	33 KO / 28 TB / 28 EZ+

(KEY: MF—muffed; EZ+—through or over end zone; OSY—Opponent Cumulative Starting Yardlines; ASY—Average Starting Yardline; Ret—averages using returned kicks only. OnSides (OnS), short squibs (SQB) and free kicks (FK) omitted in figuring the above (return counts could be off); out-of-bounds (OB) are not. Yardlines determined from spot of penalties. Returns on onside kicks/squibs are omitted from the above.)

## FIRST DOWN TENDENCIES

Team	Rushing-----	Passing-----	Overall-----	Times Gained-----	Miscellany-----
	Plays Yards Avg.	Plays Yards Avg.	Plays Yards Avg.	20+ 10+ 5+ 2- 0 Neg.	TD QBs TO
DENVER.....	174 979 5.6	224 1570 7.0	398 2549 6.40	29 94 188 164 100 25 15 5 7	
Opponents.....	207 952 4.6	199 1515 7.6	406 2467 6.08	26 75 173 185 80 32 12 12 4	

## YARDS GAINED ANALYSIS

Team	1st Down-----	2nd Down-----	3rd Down-----	4th Down-----	Season-----	By Quarter-----	Plus Territory (50-in)---
	Att Yards Avg.	Att Yards Avg.	Att Yards Avg.	Att Yards Avg.	Att Yards Avg.	1st 2nd 3rd 4th OT	Att. Yards Avg. Pts
DENVER.....	398 2549 6.4	281 1609 5.7	179 690 3.9	21 84 4.0	879 4932 5.61	995 1374 1042 1521	377 1748 4.6 278
Opponents.....	406 2467 6.1	304 1630 5.4	189 1145 6.1	11 51 4.6	910 5293 5.82	1356 1515 1392 1030	373 1844 4.9 271

Drives In Opponent Territory (minus drives with 50+ scores or no plays): Denver 89/160 (55.6%, 19.6 ypd); Opponents 88/158 (55.7%, 21.0 ypd).

Note: Opponent has two more third down plays than efficiency attempts due to penalties (Cincinnati game).

## THIRD DOWN EFFICIENCY ANALYSIS

Team	3rd Down &: 1 2 3 4 5 6 7 8 9 10 11-14 15-19 20+	Rush Pass Half/OT Total Pct.
DENVER.....	11-16 5-19 7-11 5-10 4-16 7-19 3-15 1-11 3-12 9-22 4-19 0- 6 0- 3	20-41 39-138 27-86 59-179 33.0
Opponents.....	21-28 7-14 3-16 8-12 1- 7 5-12 6-13 5-10 5-20 5-15 7-20 0-14 0- 6	17-36 56-151 41-97 73-187 39.0

OVERTIME: N/A. AVERAGE YARDS TO GO: Denver 7.0 (179/1258); Opponents 7.4 (187/1376).

DENVER DEFENSE: 18 QB sacks (133 yards), 9 INT, 2 FR. OPPONENT DEFENSE: 18 QB sacks (143 yards), 2 INT, 1 FR.

SECOND DOWN EFFICIENCY: Denver 88-281 (31.3%; 1-4 yds: 35-64); Opponent 95-304 (31.3%; 1-4 yds: 36-66)

## TURNOVER ANALYSIS

DENVER's 15 turnovers have led to 34 Opponent points: 5 TD, 0 FG; 11.4% of Opponents' total points (299).

OPPONENTS' 24 turnovers have led to 82 Denver points: 10 TD, 4 FG; 26.8% of Denver's total points (306).

BY QTR (15): 1 / 4 / 5 / 5 (0 OT)

BY QTR (24): 3 / 3 / 11 / 7 (0 OT)

## AVERAGE STARTING FIELD POSITION

	Denver	Opponent
Drives Started.....	162	163
Cumulative Starting Yardlines.....	4447	4447
Average Field Position.....	D27	O27
Drives Started In Plus Territory.....	14	16
Scores/TD,FG.....	10/7.3	9/6.3
FGA/Punts/Downs.....	0/2/0	0/4/0
Turnovers/Clock/Ran Out Clock.....	1/0/1	1/1/1
Drives Started Inside Own 20/At Own 20.....	53 (37/16)	50 (42/8)
Points Scored (TD/FG).....	54 (6/4)	76 (8/7)
Drives Started Inside Opponent 20 (Pts).....	5 (27)	2 (10)

## SCORING PERCENTAGE INSIDE-THE-20 (RED ZONE)

	Denver	Opponent
Times Penetrated Opponent 20.....	40	39
Total Scores.....	34	34
Touchdowns (Rush/Pass).....	23 (15/8)	22 (7/15)
Field Goals-Attempts.....	11-11	12-14
Turnovers/Downs/Punts/Clock.....	3/3/0/0	1/2/0/0
Scores From The 20 & Outside/TD,FG.....	18/10.8	21/10.11
Total Red Zone Plays-Yards.....	102-258/2.5	102-274/2.7
Third Down Efficiency.....	8-21/38.1	9-23/39.1
Fourth Down Efficiency.....	4-7/57.1	2-4/50.0
Overall Scoring Percentage.....	85.0	87.2
TD Percentage.....	57.5	56.4
#—Ran Out Clock Not Trying To Score.....	0	0

(#—not included in total count or any stats above once choice is made.)

## YARDS LOST DUE TO PENALTIES

	Denver	Opponent
Times Penalized After Offensive Gain/Score..	22	25
Yards Lost Due To Penalties.....	281	271
Touchdowns Called Back.....	2	1
Field Goals Negated.....	0	0
First Downs Lost.....	13	12

## TIME SPENT IN THE LEAD

	Denver	Tied	Opponent
14 Games (840:00 total time).....	247:57	181:10	410:53
Percentage.....	29.5	21.6	48.9

Denver has led in 12 games. Opponent has led in 12 games.

## EXPANDED PUNTING

Player	Punts Yards Avg.	No. Ret.	Yards Return	Avg. Return	Long	Pct. Not Returned	Net Avg.	In 20/15/10/5 TB FC 60+ 50+	Own 25 & Inside	Plus Terr.	Adjusted 50 & Out
									No. Yds. Avg.	No.-Yds (In20)	No. Yds. Avg.
C. WADMAN.....	53 2347 44.28	24	195	8.2	51	54.7	39.85	18 / 12 / 7 / 2 2 15 0 16	13 620 47.7	11-364 (9)	42 1983 47.2
M. KING.....	20 881 44.05	8	67	8.4	37	60.0	39.70	7 / 5 / 2 / 0 1 2 1 6	4 163 40.8	2-64 (2)	18 817 45.4

## FIRST DOWNS EARNED

Player	Rush	Pass	Rec.	—	Total	(3/4)
C. KEENUM.....	8	156	0	—	164	(55)
P. LINDSAY.....	48	0	11	—	59	(11)
E. SANDERS.....	2	1	36	—	39	(8)
R. FREEMAN.....	26	0	1	—	27	(4)
C. SUTTON.....	0	0	26	—	26	(11)
D. THOMAS.....	0	0	22	—	22	(7)
M. BOOKER.....	8	0	9	—	17	(7)
J. HEUERMAN.....	0	0	14	—	14	(5)
M. LaCOSSE.....	0	0	12	—	12	(1)
T. PATRICK.....	2	0	10	—	12	(4)
D. HAMILTON.....	0	0	9	—	9	(4)
J. BUTT.....	0	0	4	—	4	(1)
A. JANOVICH.....	2	0	2	—	4	(3)
A. HOLMES.....	0	0	1	—	1	(0)
B. PARKER.....	0	0	1	—	1	(0)
C. WADMAN.....	0	1	0	—	1	(1)

(3/4—first downs earned on third and fourth down plays.)

## TRUE QUARTERBACK RUSHING

Player	Att.	Yds	Avg.	K-downs	Abort	Adjusted-----	Spiked Ps
C. KEENUM.....	20	66	3.3	9-(-8)	0	11 74 6.7	2
C. KELLY.....	1	-1	-1.0	1-(-1)	0	0 0 0.0	0

## GOAL-TO-GO SITUATIONS

Team	Summary-----	GTG Plays-----
	Total* TD FG FGA DWN TO CLK	Plays TDs Pct. TD Pct.
DENVER.....	22 19 1 0 0 2 0	48 19 39.6 86.4
OPPONENTS.....	19 13 5 0 0 1 0	46 13 28.3 68.4

(\*—does not include purposely running out the clock: Denver 0, Opponent 0.)



1



# Broncos 27, Seahawks 24

Sunday, Sept. 9, 2018 • 2:25 p.m. MDT • Broncos Stadium at Mile High • Denver

WEATHER: Sunny, 84°, Wind NE 5 mph • TIME: 3:06 • ATTENDANCE: 76,761

The Denver Broncos defeated the Seattle Seahawks 27-24 in their 2018 season opener to kick off the 35th year of the Pat Bowlen era.

Denver racked up 470 yards of total offense and sacked Seahawks quarterback Russell Wilson six times to win for the 18th time in its last 19 home openers.

Outside linebacker Von Miller recorded his fifth career three-sack game while also tallying two forced fumbles and a fumble recovery. The performance moved Miller into the Top 50 on the NFL's all-time career sacks list (86.5).

Quarterback Case Keenum led a balanced offensive attack that totaled seven explosive plays of 20+yards. Keenum completed 25-of-39 passes (64.1%) for 329 yards with three touchdowns and three interceptions in his Broncos starting debut.

Seattle took an early 7-0 lead on a 15-yard touchdown catch from rookie tight end Will Dissly, who finished his first NFL game with three catches for 105 yards.

The Broncos responded with a touchdown of their own less than three minutes later on a 29-yard pass from Keenum to running back Phillip Lindsay.

Following a 35-yard field goal from Seahawks kicker Sebastian Janikowski, Denver scored 10 consecutive points—highlighted by a 43-yard strike from Keenum to wide receiver Emmanuel Sanders—to take a 17-10 lead into halftime.

The Broncos had two takeaways in the third quarter, but Seattle capitalized on Keenum's third interception of the day and took a 24-20 lead in the opening seconds of the fourth with a 51-yard touchdown pass from Wilson to wide receiver Tyler Lockett.

The new-look Broncos offense answered the Seahawks' score with a seven-play, 75-yard drive that was capped off by a thread-the-needle, four-yard touchdown pass from Keenum to wide receiver Demaryius Thomas.

The Seahawks had two possessions to tie or reclaim the lead but Denver's defense held strong and ended the game with a time-expiring interception by cornerback Adam Jones.

Fueled in the ground game by a pair of rookies making their NFL debuts, the Broncos rushed for 146 yards on 32 carries (4.6 avg.). Lindsay—a college free agent—and third-round pick Royce Freeman each tallied 71 yards on 15 carries.

Sanders led all pass-catchers with 135 yards and a touchdown on 10 receptions, while Thomas pulled in six catches for 63 yards and a touchdown.

In addition to forcing three turnovers and tallying six sacks, Denver's defense held Seattle to just 64 yards rushing and 2-of-12 on third downs.

The win gave Pat Bowlen his 349th victory as owner to pass Al Davis for the fifth most wins among owners in NFL history.

## OFFICIALS:

**Referee** — Brad Allen (122); **Umpire** — Ruben Fowler (71); **Down Judge** — Jim Mello (48); **Line Judge** — Brian Bolinger (40); **Field Judge** — Steve Zimmer (33); **Side Judge** — Scott Novak (1); **Back Judge** — Terrence Miles (1); **Replay** — Jim Lapetina

## DENVER BRONCOS

### OFFENSE

<b>WR</b> 10	E. Sanders
<b>LT</b> 72	G. Bolles
<b>LG</b> 65	R. Leary
<b>C</b> 61	M. Paradis
<b>RG</b> 60	C. McGovern
<b>RT</b> 66	J. Veldheer
<b>TE</b> 82	J. Heuerman
<b>WR</b> 88	D. Thomas
<b>RB</b> 28	R. Freeman
<b>QB</b> 4	C. Keenum
<b>TE</b> 80	J. Butt

### DEFENSE

<b>DE</b> 95	D. Wolfe
<b>NT</b> 94	D. Peko Sr.
<b>DE</b> 99	A. Gotsis
<b>SLB</b> 55	B. Chubb
<b>WLB</b> 58	V. Miller
<b>ILB</b> 51	T. Davis
<b>ILB</b> 54	B. Marshall
<b>LCB</b> 29	B. Roby
<b>RCB</b> 25	C. Harris Jr.
<b>SS</b> 26	D. Stewart
<b>FS</b> 31	J. Simmons

**BRONCOS SUBSTITUTIONS:** P 1 M.King, K 8 B.McManus, WR 14 C.Sutton, WR 17 D.Hamilton, CB 22 T.Brock, RB 23 D.Booker, CB 24 A.Jones, RB 30 P.Lindsay, FB 32 A.Janovich, S 34 W.Parks, S 35 Dy.Thomas, ILB 40 K.Bierria, LS 42 C.Kreiter, ILB 43 J.Jones, ILB 47 J.Jewell, OLB 48 S.Barrett, OLB 56 S.Ray, G 76 M.Garcia, OL 77 B.Turner, WR 81 T.Patrick, TE 83 M.LaCrosse, DE 92 Z.Kerr, NT 96 S.Harris. **DID NOT PLAY:** QB 6 C. Kelly. **INACTIVE:** QB 9 K.Hogan, WR 16 I.McKenzie, CB 41 I.Yiadom, LB 45 A.Johnson, DE 57 D.Walker, T 68 E.Wilkinson, G 70 S.Jones.

## SEATTLE SEAHAWKS

### OFFENSE

<b>WR</b> 89	D. Baldwin
<b>LT</b> 76	D. Brown
<b>LG</b> 77	E. Pocic
<b>C</b> 68	J. Britt
<b>RG</b> 64	J. Sweezy
<b>RT</b> 65	G. Ifedi
<b>TE</b> 88	W. Dissly
<b>WR</b> 16	T. Lockett
<b>RB</b> 32	C. Carson
<b>QB</b> 3	R. Wilson
<b>TE</b> 81	N. Vannett

### DEFENSE

<b>LDE</b> 99	Q. Jefferson
<b>LDL</b> 90	J. Reed
<b>RD</b> 91	T. Johnson
<b>RDE</b> 55	F. Clark
<b>OLB</b> 51	B. Mingo
<b>MLB</b> 54	B. Wagner
<b>OLB</b> 49	Sm. Griffin
<b>LCB</b> 26	Sl. Griffin
<b>RCB</b> 37	T. Flowers
<b>SS</b> 30	B. McDougald
<b>FS</b> 29	E. Thomas

**SEAHAWKS SUBSTITUTIONS:** P 4 M.Dickson, K 11 S.Janikowski, WR 15 B.Marshall, WR 18 J.Brown, RB 20 R.Penny, RB 22 C.Prosise, CB 23 N.Thorpe, CB 28 J.Coleman, FS 33 T.Thompson, CB 36 A.King, FB 38 T.Madden, SS 42 D.Hill, LB 52 J.Grace, C 53 J.Hunt, LB 58 A.Calistro, LB 59 J.Martin, LS 69 T.Ott, T 74 G.Fant, WR 83 D.Moore, TE 87 D.Daniels, DE 94 R.Green, DE 95 D.Jordan, DT 98 S.Stephen. **DID NOT PLAY:** QB 7 B. Hundley. **INACTIVE:** DB 24 S.Luani, RB 27 M.Davis, LB 50 K.Wright, G 66 J.Simmons, G 78 D.Fluker, DT 92 N.Jones, DT 97 P.Ford.

		1	2	3	4	OT	TOTAL	FIELD GOALS (made ( ) & missed)
<b>VISITOR</b>	Seattle Seahawks	7	3	7	7	0	24	S. Janikowski (35) 46WL
<b>HOME</b>	Denver Broncos	7	10	3	7	0	27	B. McManus (51) (53)
Team	Qtr	Clock Time	PLAY DESCRIPTION (Extra Point) (Drive Info)					SCORE Visitor Home
Seahawks	1	9:04	W.Dissly 15 yd. pass from R.Wilson (S.Janikowski kick) (1-15, 0:06)					7 0
Broncos	1	6:10	P.Lindsay 29 yd. pass from C.Keenum (B.McManus kick) (7-75, 2:54)					7 7
Seahawks	2	13:59	S.Janikowski 35 yd. Field Goal (6-78, 1:46)					10 7
Broncos	2	10:29	E.Sanders 43 yd. pass from C.Keenum (B.McManus kick) (6-75, 3:30)					10 14
Broncos	2	5:25	B.McManus 51 yd. Field Goal (6-30, 2:33)					10 17
Seahawks	3	6:02	B.Marshall 20 yd. pass from R.Wilson (S.Janikowski kick) (5-41, 1:56)					17 17
Broncos	3	2:01	B.McManus 53 yd. Field Goal (4-0, 0:54)					17 20
Seahawks	4	14:46	T.Lockett 51 yd. pass from R.Wilson (S.Janikowski kick) (7-75, 2:15)					24 20
Broncos	4	11:11	De.Thomas 4 yd. pass from C.Keenum (B.McManus kick) (7-75, 3:35)					24 27

FINAL INDIVIDUAL STATISTICS											
Seattle Seahawks						Denver Broncos					
RUSHING	ATT	YDS	AVG	LG	TD	RUSHING	ATT	YDS	AVG	LG	TD
C. Carson	7	51	7.3	24	0	R. Freeman	15	71	4.7	17	0
R. Penny	7	8	1.1	5	0	P. Lindsay	15	71	4.7	14	0
R. Wilson	2	5	2.5	5	0	D. Booker	2	4	2.0	2	0
TOTAL	16	64	4.0	24	0	TOTAL	32	146	4.6	17	0

PASSING	ATT	CMP	YDS	TD	LG	IN	Rtg.									
R. Wilson	33	19	298	6/56	3	66	2	92.7								
TOTAL	33	19	298	6/56	3	66	2	92.7								

PASS RECEIVING	TAR	NO	YDS	AVG	LG	TD										
R. Penny	5	4	35	8.8	15	0										
T. Lockett	4	3	59	19.7	51	1										
B. Marshall	6	3	46	15.3	20	1										
C. Carson	5	3	28	9.3	14	0										
N. Vannett	2	1	11	11.0	11	0										
J. Brown	3	1	7	7.0	7	0										
T. Madden	1	1	7	7.0	7	0										
D. Baldwin	1	0	0	0.0	0	0										
D. Moore	1	0	0	0.0	0	0										
TOTAL	33	19	298	15.7	66	3										

INTERCEPTIONS	NO	YDS	AVG	LG	TD											
B. McDougald	2	39	19.5	39	0											
E. Thomas	1	25	25.0	25	0											
TOTAL	3	64	21.3	39	0											

PUNTING	NO	YDS	AVG	NET	TB	IN20	LG									
M. Dickson	6	354	59.0	57.5	0	4	69									
TOTAL	6	354	59.0	57.5	0	4	69									

PUNT RETURNS	NO	YDS	AVG	FC	LG	TD										
T. Lockett	3	11	3.7	0	9	0										
TOTAL	3	11	3.7	0	9	0										

KICKOFF RETURNS	NO	YDS	AVG	FC	LG	TD										
T. Lockett	2	39	19.5	0	30	0										
TOTAL	2	39	19.5	0	30	0										

Seattle Seahawks											Denver Broncos										
Own					Opp.					Out	Own					Opp.					Out
FUMBLES	Fum	Lost	Rec.	Yds	TD	FF	Rec.	Yds	TD	Bnds	FUMBLES	Fum	Lost	Rec.	Yds	TD	FF	Rec.	Yds	TD	Bnds
R. Wilson	2	0	1	-4	0	0	0	0	0	0	V. Miller	0	0	0	0	0	2	1	0	0	0
C. Carson	1	1	0	0	0	0	0	0	0	0											
E. Poci	0	0	1	0	0	0	0	0	0	0											
TOTAL	3	1	2	-4	0	0	0	0	0	0	TOTAL	0	0	0	0	0	2	1	0	0	0

Denver Broncos										
FUMBLES	Fum	Lost	Own Rec.	Yds	TD	Opp. FF	Rec.	Yds	TD	Out Bnds
V. Miller	0	0	0	0	0	2	1	0	0	0
TOTAL	0	0	0	0	0	2	1	0	0	0

FINAL TEAM STATISTICS																
SEAHAWKS					BRONCOS					SEAHAWKS					BRONCOS	
TOTAL FIRST DOWNS					13					25						
By Rushing					1					8						
By Passing					10					15						
By Penalty					2					2						
THIRD DOWN EFFICIENCY					2-12-17%					4-12-33%						
FOURTH DOWN EFFICIENCY					0-0-0%					0-0-0%						
TOTAL NET YARDS					306					470						
Total Offensive Plays (inc. times thrown passing)					55					72						
Average gain per offensive play					5.6					6.5						
NET YARDS RUSHING					64					146						
Total Rushing Plays					16					32						
Average gain per rushing play					4.0					4.6						
Tackles for a loss-number and yards					3-5					1-1						
NET YARDS PASSING					242					324						
Times thrown - yards lost attempting to pass					6-56					1-5						
Gross yards passing					298					329						
PASS ATTEMPTS-COMPLETIONS-HAD INTERCEPTED					33-19-2					39-25-3						
Avg gain per pass play (inc.# thrown passing)					6.2					8.1						
KICKOFFS Number-In End Zone-Touchbacks					5-5-5					6-4-4						
PUNTS Number and Average					6-59.0					6-44.5						
Had Blocked					0					0						

FGs - PATs Had Blocked	0-0	0-0
Net Punting Average	57.5	42.7
TOTAL RETURNING YARDAGE (Not Including Kickoffs)	75	9
No. and Yards Punt Returns	3-11	2-9
No. and Yards Kickoff Returns	2-39	0-0
No. and Yards Interception Returns	3-64	2-0
PENALTIES Number and Yards	7-45	7-60
FUMBLES Number and Lost	3-1	0-0
TOUCHDOWNS	3	3
Rushing	0	0
Passing	3	3
EXTRA POINTS Made-Attempts	3-3	3-3
Kicking Made-Attempts	3-3	3-3
FIELD GOALS Made-Attempts	1-2	2-2
RED ZONE EFFICIENCY	1-2-50%	1-1-100%
GOAL TO GO EFFICIENCY	0-1-0%	1-1-100%
SAFETIES	0	0
FINAL SCORE	24	27
TIME OF POSSESSION	24:52	35:08



## Broncos 20, Raiders 19

Sunday, Sept. 16, 2018 • 2:25 p.m. MDT • Broncos Stadium at Mile High • Denver

WEATHER: Sunny, 92°, Wind S 4 mph • TIME: 3:07 • ATTENDANCE: 76,696

Quarterback Case Keenum orchestrated a fourth-quarter, game-winning drive for the second consecutive week as the Denver Broncos improved to 2-0 with a 20-19 victory over the Oakland Raiders at Broncos Stadium at Mile High.

The Broncos scored on their final four possessions of the game—highlighted by kicker Brandon McManus' 36-yard field goal with eight seconds remaining—after being shutout in the first half.

Denver opened the game with three consecutive three-and-outs and managed just 33 passing yards in the first half. The Broncos' defense held Oakland to 0-of-5 on third down in the opening half to help limit the damage and enter halftime trailing 12-0.

The Broncos rattled off an 11-play, 75-yard touchdown drive to start the third quarter, but were quickly answered by a six-play touchdown drive by the Raiders.

Trailing 19-7 with less than three minutes remaining in the third quarter, McManus drilled a 39-yard field goal and the Broncos' defense followed it up with a crucial fourth-down stop in the opening minutes of the closing quarter.

Keenum, who completed 19-of-35 passes (54.3%) for 222 yards with one interception, scored on a 1-yard rushing touchdown on 4th-and-goal to cut Oakland's lead to 19-17.

Another big stop by the Denver defense set the offense back up with 1:58 remaining and no timeouts at its own 20-yard line.

On a 2nd-and-10 from the Oakland 44 with 16 seconds remaining, Keenum hit first-year wide receiver Tim Patrick for a 26-yard gain that set up McManus' game-winner.

Raiders quarterback Derek Carr completed 29-of-32 passes for 288 yards with his 90.6-percent completion percentage ranking as the highest in NFL history in a loss. Oakland wide receiver Amari Cooper was frequently targeted by Carr, finishing with 116 yards while pulling in all 10 of his targets.

Broncos outside linebacker Von Miller tallied Denver's only sack of the day and free safety Justin Simmons paced the defense with nine tackles.

Rookie running back Phillip Lindsay rushed for 107 yards on 14 carries and became the first undrafted rookie in NFL history with at least 100 scrimmage yards in each of his first two career games. Fellow rookie running back Royce Freeman scored his first career touchdown while carrying eight times for 28 yards.

Wide receiver Emmanuel Sanders led the Broncos for the second consecutive game with 96 yards on four receptions.

With the win, the Broncos opened with a 2-0 start for the sixth consecutive season. The victory also marked the 350th overall win under Owner Pat Bowlen, making Bowlen the fastest owner in pro football history to reach the milestone.

### OFFICIALS:

**Referee** — John Hussey (35); **Umpire** — Tony Michalek (115); **Down Judge** — Hugo Cruz (94); **Line Judge** — Derick Bowers (74); **Field Judge** — Don Willard (58); **Side Judge** — Allen Baynes (56); **Back Judge** — Gregory Steed (12); **Replay** — Terri Valenti

### DENVER BRONCOS

#### OFFENSE

**WR** 10 E. Sanders  
**LT** 72 G. Bolles  
**LG** 65 R. Leary  
**C** 61 M. Paradis  
**RG** 60 C. McGovern  
**RT** 66 J. Veldheer  
**TE** 82 J. Heuerman  
**WR** 88 D. Thomas  
**RB** 28 R. Freeman  
**QB** 4 C. Keenum  
**TE** 80 J. Butt

#### DEFENSE

**DE** 95 D. Wolfe  
**NT** 94 D. Peko Sr.  
**CB** 29 B. Roby  
**SLB** 55 B. Chubb  
**VLB** 55 V. Miller  
**ILB** 51 T. Davis  
**ILB** 54 B. Marshall  
**LCB** 25 C. Harris Jr.  
**RCB** 24 A. Jones  
**SS** 26 D. Stewart  
**FS** 31 J. Simmons

**BRONCOS SUBSTITUTIONS:** P 1 M.King, K 8 B.McManus, WR 14 C.Sutton, WR 17 D.Hamilton, CB 22 T.Brock, RB 23 D.Booker, RB 30 P.Lindsay, FB 32 A.Janovich, S 34 W.Parks, S 35 D.J.Thomas, ILB 40 K.Bierria, LS 42 C.Kreiter, ILB 43 J.Jones, ILB 47 J.Jewell, OLB 48 S.Barrett, OLB 56 S.Ray, G 76 M.Garcia, OL 77 B.Turner, WR 81 T.Patrick, TE 83 M.LaCosse, DE 92 Z.Kerr, NT 96 S.Harris, DE 99 A.Gotsis. **DID NOT PLAY:** QB 6 C. Kelly. **INACTIVE:** QB 9 K.Hogan, DB 38 S. ThomasCB 41 I.Yiadom, LB 45 A.Johnson, DE 57 D.Walker, T 68 E.Wilkinson, G 70 S.Jones.

### OAKLAND RAIDERS

#### OFFENSE

**WR** 82 J. Nelson  
**LT** 77 K. Miller  
**LG** 70 K. Osemele  
**C** 61 R. Hudson  
**RG** 66 G. Jackson  
**RT** 72 D. Penn  
**TE** 87 J. Cook  
**WR** 89 A. Cooper  
**RB** 24 M. Lynch  
**QB** 4 D. Carr  
**WR** 12 M. Bryant

#### DEFENSE

**DT** 98 F. Rucker  
**DT** 73 B. Hurst  
**DT** 93 M. Price  
**DE** 51 B. Irvin  
**LB** 54 E. Lamur  
**LB** 59 T. Whitehead  
**LB** 55 M. Lee  
**CB** 55 R. Melvin  
**CB** 21 G. Conley  
**S** 31 M. Gilchrist  
**S** 27 R. Nelson

**RAIDERS SUBSTITUTIONS:** P 5 J.Townsend, K 6 M.Nugent, WR 10 S.Roberts, WR 19 B.LaFell, S 25 E.Harris, RB 28 D.Martin, CB 29 L.Hall, RB 30 J.Richard, FB 41 K.Smith, S 42 K.Joseph, CB 45 D.Rodgers-Cromartie, LS 47 T.Sieg, LB 50 N.Morrow, LB 56 D.Johnson, LB 58 K.Wilber, T 75 B.Parker, G/C 76 J.Feliciano, TE 85 D.Carrier, TE 86 L.Smith, DT 90 J.Hankins, DL 96 T.Carradine, DT 97 C.McDonald, DE 99 A.Key. **DID NOT PLAY:** QB 2 A. McCarron. **INACTIVE:** WR/RS 17 D.Harris, CB 23 N.Nelson, RB 33 D.Washington, T 71 J.Murray, T 74 T.Clemmings, DT 92 P.Hall, DE 95 F.Brown.

		1	2	3	4	OT	TOTAL
<b>VISITOR</b>	Oakland Raiders	3	9	7	0	0	19
<b>HOME</b>	Denver Broncos	0	0	10	10	0	20

#### FIELD GOALS (made ( ) & missed)

M. Nugent (26) (46)  
B. McManus (39) (36)

Team	Qtr	Clock Time	PLAY DESCRIPTION (Extra Point) (Drive Info)	SCORE	
				Visitor	Home
Raiders	1	9:33	M.Nugent 26 yd. Field Goal (9-67, 5:27)	3	0
Raiders	2	11:47	M.Nugent 46 yd. Field Goal (9-43, 4:54)	6	0
Raiders	2	0:35	M.Lynch 1 yd. run (kick blocked) (10-75, 4:51)	12	0
Broncos	3	9:06	R.Freeman 1 yd. run (B.McManus kick) (11-75, 5:54)	12	7
Raiders	3	5:25	S.Roberts 20 yd. pass from D.Carr (M.Nugent kick) (6-75, 3:41)	19	7
Broncos	3	2:43	B.McManus 39 yd. Field Goal (10-54, 2:42)	19	10
Broncos	4	5:58	C.Keenum 1 yd. run (B.McManus kick) (14-67, 7:08)	19	17
Broncos	4	0:06	B.McManus 36 yd. Field Goal (10-62, 1:52)	19	20

FINAL INDIVIDUAL STATISTICS																					
Oakland Raiders										Denver Broncos											
RUSHING		ATT	YDS	AVG	LG	TD	RUSHING				ATT		YDS	AVG	LG	TD					
M. Lynch		18	65	3.6	11	1	P. Lindsay				14		107	7.6	53	0					
D. Martin		7	24	3.4	6	0	R. Freeman				8		28	3.5	14	1					
J. Richard		2	3	1.5	2	0	D. Booker				3		17	5.7	11	0					
							C. Keenum				3		16	5.3	8						
TOTAL		27	92	3.4	11	1	TOTAL				28		168	6.0	53	2					
PASSING		ATT	CMP	YDS	TD	LG	IN	Rtg.	PASSING				ATT	CMP	YDS	TD	LG	IN	Rtg.		
D. Carr		32	29	288	1/7	1	30	0	114.6	C. Keenum				35	19	222	1/5	0	26	1	61.8
TOTAL		32	29	288	1/7	1	30	0	114.6	TOTAL				35	19	222	1/5	0	26	1	61.8
PASS RECEIVING		TAR	NO	YDS	AVG	LG	TD	PASS RECEIVING				TAR	NO	YDS	AVG	LG	TD				
A. Cooper		10	10	116	11.6	30	0	D. Thomas				11	5	18	3.6	7	0				
J. Cook		4	4	49	12.3	20	0	E. Sanders				4	4	96	24.0	23	0				
M. Bryant		4	4	30	7.5	16	0	J. Butt				6	4	48	12.0	22	0				
S. Roberts		3	3	43	14.3	20	1	J. Heuerman				3	2	10	5.0	6	0				
J. Nelson		4	2	30	15.0	23	0	T. Patrick				2	1	26	26.0	26	0				
K. Smith		3	2	12	6.0	7	0	A. Janovich				1	1	11	11.0	11	0				
M. Lynch		2	2	3	1.5	7	0	C. Sutton				6	1	9	9.0	9	0				
D. Carrier		1	1	5	5.0	5	0	P. Lindsay				1	1	4	4.0	4	0				
D. Martin		1	1	0	0.0	0	0														
TOTAL		32	29	288	9.9	30	1	TOTAL				35	19	222	11.7	26	0				
INTERCEPTIONS		NO	YDS	AVG	LG	TD	INTERCEPTIONS				NO	YDS	AVG	LG	TD						
R. Melvin		1	15	15.0	15	0															
TOTAL		1	15	15.0	15	0	TOTAL				0	0	0.0	—	0						
PUNTING		NO	YDS	AVG	NET	TB	IN20	LG	PUNTING				NO	YDS	AVG	NET	TB	IN20	LG		
J. Townsend		4	189	47.3	42	1	1	56	M. King				4	204	51	44.3	1	0	66		
TOTAL		4	189	47.3	42	1	1	56	TOTAL				4	204	51	44.3	1	0	66		
PUNT RETURNS		NO	YDS	AVG	FC	LG	TD	PUNT RETURNS				NO	YDS	AVG	FC	LG	TD				
J. Nelson		1	7	7.0	2	7	0	A. Jones				1	1	1.0	0	1	0				
TOTAL		1	7	7.0	2	7	0	TOTAL				1	1	1.0	0	1	0				
KICKOFF RETURNS		NO	YDS	AVG	FC	LG	TD	KICKOFF RETURNS				NO	YDS	AVG	FC	LG	TD				
TOTAL		0	0	0.0	0	—	0	TOTAL				0	0	0.0	0	—	0				
Oakland Raiders		Own		Opp.		Out		Denver Broncos		Own		Opp.		Out							
FUMBLES	Fum	Lost	Rec.	Yds	TD	FF	Rec.	Yds	TD	Bnds	FUMBLES	Fum	Lost	Rec.	Yds	TD	FF	Rec.	Yds	TD	Bnds
TOTAL	0	0	0	0	0	0	0	0	0	0	TOTAL	0	0	0	0	0	0	0	0	0	0

FINAL TEAM STATISTICS									
	RAIDERS	BRONCOS		RAIDERS	BRONCOS		RAIDERS	BRONCOS	
TOTAL FIRST DOWNS	21	20	Fgs - PATs Had Blocked	0-1	0-0	Net Punting Average	42.0	44.3	
By Rushing	3	10	TOTAL RETURN YARDAGE (Not Including Kickoffs)	22	1	No. and Yards Punt Returns	1-7	1-1	
By Passing	16	9	No. and Yards Kickoff Returns	0-0	0-0	No. and Yards Interception Returns	1-15	0-0	
By Penalty	2	1	PENALTIES Number and Yards	4-30	6-35	FUMBLES Number and Lost	0-0	0-0	
THIRD DOWN EFFICIENCY	3-10-30%	8-16-50%	TOUCHDOWNS	2	2	Rushing	1	2	
FOURTH DOWN EFFICIENCY	0-1-0%	1-1-100%	Passing	1	0	EXTRA POINTS Made-Attempts	1-2	2-2	
TOTAL NET YARDS	373	385	Kicking Made-Attempts	1-2	2-2	FIELD GOALS Made-Attempts	2-2	2-2	
Total Offensive Plays (inc. times thrown passing)	60	64	RED ZONE EFFICIENCY	1-2-50%	2-4-50%	GOAL TO GO EFFICIENCY	1-1-100%	2-2-100%	
Average gain per offensive play	6.2	6.0	SAFETIES	0	0	FINAL SCORE	19	20	
NET YARDS RUSHING	92	168	TIME OF POSSESSION	32:56	27:04				
Total Rushing Plays	27	28							
Average gain per rushing play	3.4	6.0							
Tackles for a loss-number and yards	1-1	3-3							
NET YARDS PASSING	281	217							
Times thrown - yards lost attempting to pass	1-7	1-5							
Gross yards passing	288	222							
PASS ATTEMPTS-COMPLETIONS-HAD INTERCEPTED	32-29-0	35-19-1							
Avg gain per pass play (inc.# thrown passing)	8.5	6.0							
KICKOFFS Number-In End Zone-Touchbacks	5-5-5	5-5-5							
PUNTS Number and Average	4-47.3	4-51.0							
Had Blocked	0	0							

BRONCOS DEFENSIVE STATISTICS									
(Press Box Totals)									
PLAYER	UT	A	TT	S-YDS	I	PD	FF	FR	PLAYER
J. Simmons	8	1	9	0-0	0	0	0	0	D. Wolfe
T. Brock	5	1	6	0-0	0	1	0	0	B. Chubb
D. Davis	5	0	5	0-0	0	0	0	0	J. Jewell
D. Peko Sr.	5	0	5	0-0	0	0	0	0	Z. Kerr
B. Roby	5	0	5	0-0	0	0	0	0	D. Stewart
V. Miller	3	2	5	1-7	0	0	0	0	A. Gotsis
B. Marshall	2	2	4	0-0	0	0	0	0	S. Ray
A. Jones	3	0	3	0-0	0	0	0	0	S. Harris
C. Harris Jr.	3	0	3	0-0	0	0	0	0	TEAM TOTALS
S. Barrett	2	1	3	0-0	0	0	0	0	49



## Ravens 27, Broncos 14

Sunday, Sept. 23, 2018 • 1 p.m. EDT • M&T Bank Stadium • Baltimore

WEATHER: Light rain, 61°, Wind NNE 5 mph • TIME: 3:10 • ATTENDANCE: 70,156

The Denver Broncos lost 27-14 to the Baltimore Ravens in Denver's first road game of the 2018 campaign. The Broncos led the Ravens 14-7 late in the first quarter, but were outscored 20-0 during the last 50 minutes and fell to 2-1 on the season.

Quarterback Case Keenum completed 22-of-34 passes (64.7%) for 192 yards with an interception, as the Ravens' pass rush gave Denver trouble all afternoon long. Fueled by the strong play of linebacker Terrell Suggs, Baltimore recorded three sacks, nine quarterback hits and five tackles for loss.

Denver's defense opened the game with a decisive three-and-out stand, highlighted by the first career solo sack for rookie outside linebacker Bradley Chubb.

Inside linebacker Joseph Jones blocked the subsequent punt and running back Royce Freeman—who finished the day with 53 yards on 13 carries—scored a six-yard touchdown on the Broncos' first offensive play.

The Ravens responded with a six-play touchdown drive of their own, capped by a 6-yard scoring run by running back Alex Collins.

The game looked to have the makings of an offensive shootout as Broncos wide receiver Emmanuel Sanders scored a 35-yard rushing touchdown off a reverse on Denver's next possession.

Keenum and the Broncos' offense would stagnate from that point, however, as their closing nine possessions of the game featured seven punts, an interception and a turnover on downs.

Baltimore took a 17-14 lead at the 8:26 mark of the second quarter on a nine-play, 52-yard drive.

The Broncos looked to have a spark when a field goal block by safety Justin Simmons was returned 58 yards for a touchdown by cornerback Chris Harris Jr., but a "block in the back" penalty negated the score and Denver would end the possession with a punt.

The penalty was one of 13 committed by the Broncos, as they finished with 120 yards in penalty yardage. One of the penalties was a personal foul on rookie running back Phillip Lindsay, who was ejected in the second quarter after fighting for a loose football.

The Ravens extended their lead to 20-14 on a 52-yard field goal by kicker Justin Tucker as time expired in the first half. They further extended it with a touchdown at the 7:26 mark of the third quarter to make the score 27-14.

Denver's offense looked to make it a one-possession game in the fourth quarter, but two drives into the Ravens' red zone ended in an interception and a turnover on downs, respectively.

Ravens quarterback Joe Flacco completed 25-of-40 passes (62.5%) for 277 yards and one touchdown, while Ravens wideout John Brown led all pass-catchers with 86 yards on five grabs.

In the loss, Denver became just the third NFL team in the previous 20 years to block a punt, a field and an extra point attempt in the first three weeks of a season.

### OFFICIALS:

**Referee** — Ron Torbert (62); **Umpire** — Dan Ferrell (64); **Down Judge** — Sarah Thomas (53); **Line Judge** — Mark Steinkerkner (84); **Field Judge** — Jimmy Buchanan (86); **Side Judge** — Scott Edwards (3); **Back Judge** — Tony Josselyn (67); **Replay** — Earnie Frantz

### DENVER BRONCOS

#### OFFENSE

WR	10	E. Sanders
LT	72	G. Bolles
LG	65	R. Leary
C	61	M. Paradis
RG	60	C. McGovern
RT	66	J. Veldheer
TE	82	J. Heurman
TE	80	J. Butt
WR	88	D. Thomas
RB	28	R. Freeman
QB	4	C. Keenum

#### DEFENSE

DE	95	D. Wolfe
NT	94	D. Peko Sr.
DE	99	A. Gotsis
SLB	55	B. Chubb
VLB	56	V. Miller
ILB	51	T. Davis
ILB	47	J. Jewell
RCB	25	C. Harris Jr.
LCB	29	B. Roby
SS	26	D. Stewart
FS	31	J. Simmons

**BRONCOS SUBSTITUTIONS:** P 1 M.King, K 8 B.McManus, WR 14 C.Sutton, WR 17 D.Hamilton, CB 22 T.Brock, RB 23 D.Booker, RB 30 P.Lindsay, FB 32 A.Janovich, S 34 W.Parks, DB 38 S.Thomas, ILB 40 K.Bierria, CB 41 I.Yiadom, LS 42 C.Kreiter, ILB 43 J.Jones, OLB 48 S.Barrett, ILB 54 B.Marshall, OLB 56 S.Ray, G 76 M.Garcia, OL 77 B.Turner, WR 81 T.Patrick, TE 83 M.LaCrosse, DE 92 Z.Kerr, NT 96 S.Harris. **DID NOT PLAY:** QB 6 C.Kelly. **INACTIVE:** QB 9 K.Hogan, T 24 A.Jones, S 35 D.Thomas, LB 45 A.Johnson, DE 57 D.Walker, T 68 E.Wilkinson, G 70 S.Jones.

### BALTIMORE RAVENS

#### OFFENSE

WR	15	M. Crabtree
WR	13	J. Brown
LT	79	R. Stanley
LG	72	A. Lewis
C	68	M. Skura
RG	73	M. Yanda
RT	74	J. Hurst
TE	86	N. Boyle
TE	87	M. Williams
QB	5	J. Flacco
RB	34	A. Collins

#### DEFENSE

DT	98	B. Williams
NT	93	C. Wormley
DE	96	B. Urban
RUSH	55	T. Suggs
MLB	40	K. Young
VLB	50	A. McClellan
SAM	99	M. Judon
LCB	24	B. Carr
SS	23	T. Jefferson
FS	32	E. Weddle
RCB	29	M. Humphrey

**RAVENS SUBSTITUTIONS:** P 4 S.Koch, QB 8 L.Jackson, K 9 J.Tucker, WR/RS 10 C.Moore, WR 14 T.White, CB 25 T.Young, CB 27 D.Williams, S 31 R.Daniel, S 36 C.Clark, RB 37 J.Allen, DB/LB 41 A.Levine Sr., FB/DL 42 P.Ricard, LS 46 M.Cox, RB 47 D.Turner, ILB 48 P.Onwuasor, LB 49 C.Board, OLB 54 T.Bowser, OLB 56 T.Williams, C 77 B.Bozeman, T 78 O.Brown Jr., WR 83 W.Snead IV, TE 89 M.Andrews, OLB 90 Z.Smith, DT 95 Z.Sieler. **DID NOT PLAY:** A.Vera. **INACTIVE:** QB 3 R.Griffin III, WR/RS 17 J.Lasley, CB 28 A.Auerett, ILB 57 C.Mosley, DT 69 W.Henry, TE 81 H.Hurst, DT 97 M.Pierce.

		1	2	3	4	OT	TOTAL	FIELD GOALS (made ( ) & missed)	
<b>VISITOR</b>	Denver Broncos	14	0	0	0	0	14		
<b>HOME</b>	Baltimore Ravens	10	10	7	0	0	27	J. Tucker	(52) 43B (52)
Team	Qtr	Clock Time	PLAY DESCRIPTION (Extra Point) (Drive Info)					SCORE	
								Visitor	Home
Broncos	1	13:29	R.Freeman 6 yd. run (B.McManus kick) (1-6, 0:04)					7	0
Ravens	1	10:57	A.Collins 6 yd. run (J.Tucker kick) (5-48, 2:32)					7	7
Broncos	1	7:02	E.Sanders 35 yd. run (B.McManus kick) (8-70, 3:55)					14	7
Ravens	1	3:38	J.Tucker 52 yd. Field Goal (8-40, 3:24)					14	10
Ravens	2	8:26	J.Allen 12 yd. pass from J.Flacco (J.Tucker kick) (9-52, 3:49)					14	17
Ravens	2	0:00	J.Tucker 52 yd. Field Goal (4-16, 0:26)					14	20
Ravens	3	7:26	J.Allen 1 yd. run (J.Tucker kick) (14-82, 6:19)					14	27



FINAL INDIVIDUAL STATISTICS																			
Denver Broncos										Baltimore Ravens									
RUSHING	ATT	YDS	AVG	LG	TD	RUSHING	ATT	YDS	AVG	LG	TD	RUSHING	ATT	YDS	AVG	LG	TD	RUSHING	ATT
R. Freeman	13	53	4.1	16	1	A. Collins	18	68	3.8	14	1	J. Flacco	6	7	1.2	2	1	J. Flacco	6
E. Sanders	1	35	35	35	1	J. Allen	6	7	1.2	2	1	J. Flacco	4	2	0.5	5	0	J. Flacco	4
P. Lindsay	4	20	5.0	8	0	J. Flacco	4	2	0.5	5	0	J. Flacco	4	2	0.5	5	0	J. Flacco	4
D. Booker	5	10	2.0	4	0	J. Flacco	4	2	0.5	5	0	J. Flacco	4	2	0.5	5	0	J. Flacco	4
A. Janovich	1	2	2.0	2	0	J. Flacco	4	2	0.5	5	0	J. Flacco	4	2	0.5	5	0	J. Flacco	4
TOTAL	24	120	5.0	35	2	TOTAL	28	77	2.8	14	2	TOTAL	28	77	2.8	14	2	TOTAL	28
PASSING	ATT	CMP	YDS	TD	LG	INT	Rtg.	PASSING	ATT	CMP	YDS	TD	LG	INT	Rtg.	PASSING	ATT	CMP	YDS
C. Keenum	34	22	192	3/19	0	22	1	67.3	J. Flacco	40	25	277	2/12	1	44	0	91.4	J. Flacco	40
TOTAL	34	22	192	3/19	0	22	1	67.3	TOTAL	40	25	277	2/12	1	44	0	91.4	TOTAL	40
PASS RECEIVING	TAR	NO	YDS	AVG	LG	TD	PASS RECEIVING	TAR	NO	YDS	AVG	LG	TD	PASS RECEIVING	TAR	NO	YDS	AVG	LG
De. Thomas	5	5	63	12.6	22	0	M. Crabtree	10	7	61	8.7	19	0	M. Crabtree	10	7	61	8.7	19
E. Sanders	8	5	38	7.6	9	0	J. Brown	9	5	86	17.2	44	0	J. Brown	9	5	86	17.2	44
D. Booker	7	5	34	6.8	9	0	W. Snead IV	5	3	39	13.0	17	0	W. Snead IV	5	3	39	13.0	17
C. Sutton	3	2	37	18.5	21	0	J. Allen	4	3	19	6.3	12	1	J. Allen	4	3	19	6.3	12
J. Butt	3	2	8	4.0	5	0	A. Collins	4	3	6	2.0	8	0	A. Collins	4	3	6	2.0	8
J. Heuerman	4	2	7	3.5	4	0	M. Andrews	3	2	59	29.5	30	0	M. Andrews	3	2	59	29.5	30
R. Freeman	1	1	5	5.0	5	0	M. Williams	1	1	5	5.0	5	0	M. Williams	1	1	5	5.0	5
TOTAL	33	22	192	8.7	22	0	TOTAL	38	25	277	11.1	44	1	TOTAL	38	25	277	11.1	44
INTERCEPTIONS	NO	YDS	AVG	LG	TD	INTERCEPTIONS	NO	YDS	AVG	LG	TD	INTERCEPTIONS	NO	YDS	AVG	LG	TD	INTERCEPTIONS	NO
P. Onwuasor	1	33	33.0	33	0	P. Onwuasor	1	33	33.0	33	0	P. Onwuasor	1	33	33.0	33	0	P. Onwuasor	1
TOTAL	0	0	—	—	0	TOTAL	1	33	33.0	33	0	TOTAL	1	33	33.0	33	0	TOTAL	1
PUNTING	NO	YDS	AVG	NET	TB	IN20	LG	PUNTING	NO	YDS	AVG	NET	TB	IN20	LG	PUNTING	NO	YDS	AVG
M. King	7	287	41	39.3	0	3	55	S. Koch	4	197	49.3	33.2	0	2	57	S. Koch	4	197	49.3
TOTAL	7	287	41	39.3	0	3	55	[BLOCKED]	1	0	0.0	0	0	0	0	[BLOCKED]	1	0	0.0
TOTAL	7	287	41	39.3	0	3	55	TOTAL	5	197	39.4	33.2	0	2	57	TOTAL	5	197	39.4
PUNT RETURNS	NO	YDS	AVG	FC	LG	TD	PUNT RETURNS	NO	YDS	AVG	FC	LG	TD	PUNT RETURNS	NO	YDS	AVG	FC	LG
D. Hamilton	3	31	10.3	1	13	0	T. White	3	12	4.0	0	7	0	T. White	3	12	4.0	0	7
TOTAL	3	31	10.3	1	13	0	TOTAL	3	12	4.0	0	7	0	TOTAL	3	12	4.0	0	7
KICKOFF RETURNS	NO	YDS	AVG	FC	LG	TD	KICKOFF RETURNS	NO	YDS	AVG	FC	LG	TD	KICKOFF RETURNS	NO	YDS	AVG	FC	LG
D. Booker	1	23	23.0	0	23	0	T. White	3	78	26.0	0	37	0	T. White	3	78	26.0	0	37
P. Lindsay	1	18	18.0	0	18	0	T. White	3	78	26.0	0	37	0	T. White	3	78	26.0	0	37
TOTAL	2	41	20.5	0	23	0	TOTAL	3	78	26.0	0	37	0	TOTAL	3	78	26.0	0	37
Denver Broncos	Own	Opp.	Out	Denver Broncos	Own	Opp.	Out	Baltimore Ravens	Own	Opp.	Out	Baltimore Ravens	Own	Opp.	Out	Baltimore Ravens	Own	Opp.	Out
C. Keenum	1	0	0	0	0	0	0	J. Flacco	1	0	0	J. Flacco	1	0	0	J. Flacco	1	0	0
J. Veldheer	0	0	1	0	0	0	0	A. Lewis	0	0	1	A. Lewis	0	0	1	A. Lewis	0	0	1
S. Ray	0	0	0	0	0	1	0	T. Suggs	0	0	0	T. Suggs	0	0	0	T. Suggs	0	0	0
TOTAL	1	0	1	0	0	1	0	TOTAL	1	0	1	TOTAL	1	0	1	TOTAL	1	0	1

FINAL TEAM STATISTICS																			
BRONCOS										RAVENS									
TOTAL FIRST DOWNS	18	20	FGs - PATs Had Blocked	0-0	1-0	Net Punting Average	39.3	33.2	TOTAL RETURN YARDAGE (Not Including Kickoffs)	31	3-12	No. and Yards Punt Returns	3-31	3-12	No. and Yards Kickoff Returns	2-41	1-38	No. and Yards Interception Returns	0-0
By Rushing	8	5	NO. and Yards Punt Returns	3-31	3-12	No. and Yards Kickoff Returns	2-41	1-38	PENALTIES Number and Yards	13-120	7-52	FUMBLES Number and Lost	1-0	1-0	TOUCHDOWNS	2	3	Rushing	2
By Passing	8	13	TOUCHDOWNS	2	3	Rushing	2	3	Passing	2	1	EXTRA POINTS Made-Attempts	2-2	3-3	Kicking Made-Attempts	2-2	3-3	FIELD GOALS Made-Attempts	0-0
By Penalty	2	2	EXTRA POINTS Made-Attempts	2-2	3-3	Kicking Made-Attempts	2-2	3-3	RED ZONE EFFICIENCY	1-3-33%	3-3-100%	GOAL TO GO EFFICIENCY	1-2-50%	2-2-100%	SAFETIES	0	0	FINAL SCORE	14
THIRD DOWN EFFICIENCY	6-14-43%	8-16-50%	GOAL TO GO EFFICIENCY	1-2-50%	2-2-100%	SAFETIES	0	0	TIME OF POSSESSION	29:46	30:14	TEAM TOTALS	41	21	62	2-12	0	4	1
FOURTH DOWN EFFICIENCY	0-1-0%	0-0-0%	TIME OF POSSESSION	29:46	30:14	TEAM TOTALS	41	21	62	2-12	0	4	1	0	0	0	0	0	0
TOTAL NET YARDS	293	342	TEAM TOTALS	41	21	62	2-12	0	4	1	0	0	0	0	0	0	0	0	0
Total Offensive Plays (inc. times thrown passing)	61	70	TEAM TOTALS	41	21	62	2-12	0	4	1	0	0	0	0	0	0	0	0	0
Average gain per offensive play	4.8	4.9	TEAM TOTALS	41	21	62	2-12	0	4	1	0	0	0	0	0	0	0	0	0
NET YARDS RUSHING	120	77	TEAM TOTALS	41	21	62	2-12	0	4	1	0	0	0	0	0	0	0	0	0
Total Rushing Plays	24	28	TEAM TOTALS	41	21	62	2-12	0	4	1	0	0	0	0	0	0	0	0	0
Average gain per rushing play	5.0	2.8	TEAM TOTALS	41	21	62	2-12	0	4	1	0	0	0	0	0	0	0	0	0
Tackles for a loss-number and yards	3-7	2-1	TEAM TOTALS	41	21	62	2-12	0	4	1	0	0	0	0	0	0	0	0	0
NET YARDS PASSING	173	265	TEAM TOTALS	41	21	62	2-12	0	4	1	0	0	0	0	0	0	0	0	0
Times thrown - yards lost attempting to pass	3-19	2-12	TEAM TOTALS	41	21	62	2-12	0	4	1	0	0	0	0	0	0	0	0	0
Gross yards passing	192	277	TEAM TOTALS	41	21	62	2-12	0	4	1	0	0	0	0	0	0	0	0	0
PASS ATTEMPTS-COMPLETIONS-HAD INTERCEPTED	34-22-1	40-25-0	TEAM TOTALS	41	21	62	2-12	0	4	1	0	0	0	0	0	0	0	0	0
Avg gain per pass play (inc.# thrown passing)	4.7	6.3	TEAM TOTALS	41	21	62	2-12	0	4	1	0	0	0	0	0	0	0	0	0
KICKOFFS Number-In End Zone-Touchbacks	3-2-0	5-4-3	TEAM TOTALS	41	21	62	2-12	0	4	1	0	0	0	0	0	0	0	0	0
PUNTS Number and Average	7-41.0	5-39.4	TEAM TOTALS	41	21	62	2-12	0	4	1	0	0	0	0	0	0	0	0	0
Had Blocked	0	1	TEAM TOTALS	41	21	62	2-12	0	4	1	0	0	0	0	0	0	0	0	0

BRONCOS DEFENSIVE STATISTICS																			
(Press Box Totals)																			
PLAYER	UT	A	TT	S-YDS	I	PD	FF	FR	PLAYER	UT	A	TT	S-YDS	I	PD	FF	FR	PLAYER	UT
D. Stewart	6	3	9	0-0	0	0	0	0	V. Miller	2	0	2	0-0	0	0	0	0	V. Miller	2
T. Davis	4	4	8	0-0	0	0	0	0	B. Roby	2	0	2	0-0	0	0	0	0	B. Roby	2
J. Jewell	2	4	6	0-0	0	1	0	0	S. Harris	1	1	2	0-0	0	0	0	0	S. Harris	1
J. Simmons	5	0	5	0-0	0	0	0	0	B. Marshall	1	1	2	0-0	0	0	0	0	B. Marshall	1
D. Wolfe	4	1	5	0-0	0	1	0	0	S. Ray	1	0	1	0-0	0	0	1	0	S. Ray	1
S. Barrett	3	1	4	0-0	0	0	0	0	A. Gotsis	1	0	1	0-0	0	1	0	0	A. Gotsis	1
I. Yadom	3	1	4	0-0	0	0	0	0	W. Parks	0	1	1	0-0	0	0	0	0	W. Parks	0
C. Harris Jr.	3	0	3	0-0	0	1	0	0	D. Peko Sr.	0	1	1	0-0	0	0	0	0	D. Peko Sr.	0
Z. Kerr	1	2	3	0-0	0	0	0	0	S. Thomas	0	1	1	0-0	0	0	0	0	S. Thomas	0
B. Chubb	2	0	2	1-6	0	0	0	0	TEAM TOTALS	41	21	62	2-12	0	4	1	0	TEAM TOTALS	41



## Chiefs 27, Broncos 23

Monday, Oct. 1, 2018 • 6:15 p.m. MDT • Broncos Stadium at Mile High • Denver

WEATHER: Cloudy, 65°, Wind N 5 mph • TIME: 3:04 • ATTENDANCE: 76,656

The Denver Broncos lost their first home game of the 2018 season with a 27-23 defeat to the Kansas City Chiefs on *Monday Night Football*.

Denver led 23-13 in the fourth quarter, but fell to 2-2 on the season following a pair of late-game scoring drives orchestrated by Chiefs quarterback Patrick Mahomes.

The Broncos' ground game produced 159 yards on just 22 carries to represent the highest single-game rushing average (7.3) in seven seasons.

Denver quarterback Case Keenum completed 21-of-33 passes (63.6%) for 245 yards with one interception while spreading the ball around to eight different receivers.

Broncos kicker Brandon McManus—who finished the game 3-for-3 on field goal attempts—opened the scoring with a 42-yard make on Denver's first offensive drive of the game.

The Chiefs responded with a pair of scoring drives, including an 8-yard touchdown rush by Mahomes, to take a 10-7 lead early in the second quarter.

A 14-yard rushing score by rookie running back Royce Freeman evened the game at 10 apiece, and a 34-yard field goal from McManus as time expired in the first half gave Denver a 13-10 lead at the break.

Rookie running backs Phillip Lindsay and Freeman were both efficient out of the backfield, rushing for 69 and 67 yards, respectively, on a combined 6.8 yards-per-carry.

Lindsay found the end zone late in the third quarter to give Denver a 20-13 lead, and McManus' third field goal of the day increased the lead to 23-13 with 12:47 to play.

Mahomes then led the Chiefs on 75- and 60-yard touchdown drives—separated by a Broncos three-and-out—to take a 27-23 lead with 1:39 remaining. The Chief's final score—a 4-yard touchdown run by running back Kareem Hunt—came after Kansas City overcame a 2nd-and-30 situation earlier in the drive.

Denver took over at its own 25-yard line and threatened to re-take the lead following a 36-yard reception by tight end Jeff Heuerman that set the Broncos up at the Kansas City 28-yard line with 28 seconds remaining.

Denver's next four passes fell incomplete, ending the Broncos' comeback effort.

Mahomes became the first quarterback in Denver's previous 37 games to eclipse 300 passing yards as he finished with 304 yards and one passing touchdown while completing 28-of-45 attempts (62.2%).

Denver's pass rush frequently hurried Mahomes and totaled nine quarterback hits, but the second-year quarterback totaled 192 passing yards outside the pocket—the highest total in the NFL in 10 years.

### OFFICIALS:

**Referee** — Craig Wrolstad (4); **Umpire** — Paul King (121); **Down Judge** — Jerod Phillips (6); **Line Judge** — Carl Johnson (101); **Field Judge** — Jeff Lamberth (21); **Side Judge** — Adrian Hill (29); **Back Judge** — Scott Helverson (93); **Replay** — Larry Nemmers

### DENVER BRONCOS

#### OFFENSE

**WR** 10 E. Sanders  
**LT** 72 G. Bolles  
**LG** 65 R. Leary  
**C** 61 M. Paradis  
**RG** 60 C. McGovern  
**RT** 66 J. Veldheer  
**TE** 82 J. Heuerman  
**WR** 88 D. Thomas  
**RB** 28 R. Freeman  
**QB** 4 C. Keenum  
**FB** 32 A. Janovich

#### DEFENSE

**DE** 95 D. Wolfe  
**NT** 94 D. Peko Sr.  
**SLB** 55 B. Chubb  
**WLB** 58 V. Miller  
**ILB** 51 T. Davis  
**ILB** 54 B. Marshall  
**LCB** 29 B. Roby  
**RCB** 25 C. Harris Jr.  
**CB** 24 A. Jones  
**SS** 26 D. Stewart  
**FS** 31 J. Simmons

**BRONCOS SUBSTITUTIONS:** P 1 M.King, K 8 B.McManus, WR 14 C.Sutton, WR 17 D.Hamilton, RB 23 D.Booker, RB 30 P.Lindsay, S 34 W.Parks, S 35 Dy.Thomas, ILB 40 K.Bierria, CB 41 I.Yiadom, LS 42 C.Kreiter, ILB 43 J.Jones, ILB 47 J.Jewell, OLB 48 S.Barrett, OLB 56 S.Ray, G 76 M.Garcia, OL 77 B.Turner, WR 81 T.Patrick, TE 83 M.LaCrosse, TE 89 B.Parker, DE 92 Z.Kerr, NT 96 S.Harris, DE 99 A.Gotsis. **DID NOT PLAY:** QB 6 C.Kelly. **INACTIVE:** QB 9 K.Hogan, CB 22 T.Brock, DB 38 S.Thomas, LB 45 A.Johnson, DE 57 D.Walker, T 68 E.Wilkinson, G 70 S.Jones.

### KANSAS CITY CHIEFS

#### OFFENSE

**WR** 10 T. Hill  
**LT** 72 E. Fisher  
**LG** 75 C. Erving  
**C** 61 M. Morse  
**RG** 76 L. Duvernay-Tardif  
**RT** 71 M. Schwartz  
**TE** 87 T. Kelce  
**WR** 14 S. Watkins  
**RB** 27 K. Hunt  
**QB** 15 P. Mahomes  
**WR** 17 C. Conley

#### DEFENSE

**RDE** 95 C. Jones  
**NT** 98 X. Williams  
**LDE** 97 A. Bailey  
**ROLB** 50 J. Houston  
**LILB** 53 A. Hitchens  
**RILB** 59 R. Ragland  
**LOLB** 55 D. Ford  
**RCB** 20 S. Nelson  
**LCB** 23 K. Fuller  
**E** 21 E. Murray  
**S** 38 R. Parker

**CHIEFS SUBSTITUTIONS:** P 2 D.Colquitt, K 7 H.Butker, WR 11 D.Robinson, WR 13 D.Thomas, WR 19 M.Kemp, CB 22 O.Scandrick, DB 24 J.Lucas, DB 25 A.Watts, RB 26 Dam. Williams, RB 32 S.Ware, DB 35 C.Ward, LS 41 J.Winchester, FB 42 A.Sherman, LB 44 D.O'Daniel, LB 48 Te.Smith, LB 56 B.Niemann, LB 57 B.Speaks, T 65 J.Devey, T 77 A.Wylie, TE 84 D.Harris, DL 91 D.Nnadi, DE 92 T.Kpassagnon, DE 94 J.Jenkins. **DID NOT PLAY:** QB 4 C.Henne, **INACTIVE:** SS 29 E.Berry, RB 31 Dar.Williams, DB 39 Tr. Smith, C 62 A.Reiter, G 66 R.McKenzie, DT 74 J.Hamilton, TE 82 A.Ellis.

		1	2	3	4	OT	TOTAL	FIELD GOALS (made ( ) & missed)	
<b>VISITOR</b>	Kansas City Chiefs	3	7	3	14	0	27	H. Butker	(33) (21)
<b>HOME</b>	Denver Broncos	3	10	7	3	0	23	B. McManus	(42) (34) (46)
Team	Qtr	Clock Time	PLAY DESCRIPTION (Extra Point) (Drive Info)					SCORE	
Broncos	1	11:33	B.McManus 42 yd. Field Goal (7-51, 3:27)					0	3
Chiefs	1	6:03	H.Butker 33 yd. Field Goal (10-60, 5:30)					3	3
Chiefs	2	9:33	P.Mahomes 8 yd. run (H.Butker kick) (12-89, 5:39)					10	3
Broncos	2	6:37	R.Freeman 14 yd. run (B.McManus kick) (5-78, 2:56)					10	10
Broncos	2	0:00	B.McManus 34 yd. Field Goal (12-60, 2:17)					10	13
Chiefs	3	9:32	H.Butker 21 yd. Field Goal (12-72, 5:28)					13	13
Broncos	3	2:05	P.Lindsay 1 yd. run (B.McManus kick) (9-80, 4:33)					13	20
Broncos	4	12:47	B.McManus 46 yd. Field Goal (6-48, 2:43)					13	23
Chiefs	4	6:27	T.Kelce 2 yd. pass from P.Mahomes (H.Butker kick) (12-75, 6:20)					20	23
Chiefs	4	1:39	K.Hunt 4 yd. run (H.Butker kick) (8-60, 2:56)					27	23

FINAL INDIVIDUAL STATISTICS																			
Kansas City Chiefs										Denver Broncos									
RUSHING										RUSHING									
	ATT	YDS	AVG	LG	TD						ATT	YDS	AVG	LG	TD				
K. Hunt	19	121	6.4	45	1	P. Lindsay	12	69	5.8	19	1								
P. Mahomes	3	7	2.3	8	1	R. Freeman	8	67	8.4	18	1								
S. Ware	2	6	3.0	4	0	E. Sanders	1	18	18.0	18	0								
D. Thomas	1	6	6.0	6	0	D. Booker	1	5	5.0	5	0								
T. Hill	1	2	2.0	2	0														
TOTAL	26	142	5.5	45	2	TOTAL	22	159	7.2	19	2								
PASSING										PASSING									
	ATT	CMP	YDS	TD	LG	IN	Rtg.				ATT	CMP	YDS	TD	LG	IN	Rtg.		
P. Mahomes	45	28	304	1/0	1	35	0	89.5	C. Keenum	33	21	245	4/19	0	42	1	73.4		
TOTAL	45	28	304	1/0	1	35	0	89.5	TOTAL	33	21	245	4/19	0	42	1	73.4		
PASS RECEIVING										PASS RECEIVING									
	TAR	NO	YDS	AVG	LG	TD					TAR	NO	YDS	AVG	LG	TD			
T. Hill	13	9	54	6.0	15	0	E. Sanders	7	5	45	9.0	17	0						
T. Kelce	12	7	78	11.1	29	1	J. Heuerman	7	4	57	14.3	36	0						
C. Conley	6	4	13	3.3	5	0	De. Thomas	7	4	24	6.0	12	0						
K. Hunt	4	3	54	18.0	27	0	C. Sutton	6	3	51	17.0	42	0						
D. Harris	3	2	59	29.5	35	0	P. Lindsay	2	2	10	5.0	5	0						
D. Robinson	3	2	31	15.5	23	0	A. Janovich	1	1	32	32.0	32	0						
D. Thomas	2	1	15	15.0	15	0	M. LaCosse	1	1	17	17.0	17	0						
							D. Booker	2	1	9	9.0	9	0						
TOTAL	44	28	304	10.9	35	1	TOTAL	33	21	245	11.7	42	0						
INTERCEPTIONS										INTERCEPTIONS									
		NO	YDS	AVG	LG	TD					NO	YDS	AVG	LG	TD				
E. Murray		1	0	0.0	0	0													
TOTAL		1	0	0.0	0	0				TOTAL		0	—	—	0				
PUNTING										PUNTING									
	NO	YDS	AVG	NET	TB	IN20	LG				NO	YDS	AVG	NET	TB	IN20	LG		
D. Colquitt	4	168	42	31.5	2	0	44	M. King	3	123	41.0	28.7	0	1	51				
TOTAL	4	168	42	31.5	2	0	44	TOTAL	3	123	41.0	28.7	0	1	51				
PUNT RETURNS										PUNT RETURNS									
		NO	YDS	AVG	FC	LG	TD				NO	YDS	AVG	FC	LG	TD			
T. Hill		1	37	37.0	0	37	0	A. Jones	1	2	2.0	0	2	0					
								D. Hamilton	0	0	0.0	1	0	0					
TOTAL		1	37	37.0	0	37	0	TOTAL	1	2	2.0	1	2	0					
KICKOFF RETURNS										KICKOFF RETURNS									
		NO	YDS	AVG	FC	LG	TD				NO	YDS	AVG	FC	LG	TD			
								P. Lindsay	1	32	32.0	0	32	0					
								A. Janovich	1	8	8.0	0	8	0					
TOTAL		0	0	—	0	—	0	TOTAL	2	40	20.0	0	32	0					
Kansas City Chiefs										Denver Broncos									
FUMBLES	Fum	Lost	Own	Rec.	Yds	TD	FF	Opp.	Out	FUMBLES	Fum	Lost	Own	Rec.	Yds	TD	FF	Opp.	Out
P. Mahomes	1	0	1	-2	0	0	0	0	0				0	0	0	0	0	0	0
TOTAL	1	0	1	-2	0	0	0	0	0	TOTAL	0	0	0	0	0	0	0	0	0

FINAL TEAM STATISTICS																			
CHIEFS										BRONCOS									
TOTAL FIRST DOWNS										FGs - PATs Had Blocked									
By Rushing										Net Punting Average									
By Passing										TOTAL RETURN YARDAGE (Not Including Kickoffs)									
By Penalty										No. and Yards Punt Returns									
THIRD DOWN EFFICIENCY										No. and Yards Kickoff Returns									
FOURTH DOWN EFFICIENCY										No. and Yards Interception Returns									
TOTAL NET YARDS										PENALTIES Number and Yards									
Total Offensive Plays (inc. times thrown passing)										FUMBLES Number and Lost									
Average gain per offensive play										TOUCHDOWNS									
NET YARDS RUSHING										Rushing									
Total Rushing Plays										Passing									
Average gain per rushing play										EXTRA POINTS Made-Attempts									
Tackles for a loss-number and yards										Kicking Made-Attempts									
NET YARDS PASSING										FIELD GOALS Made-Attempts									
Times thrown - yards lost attempting to pass										RED ZONE EFFICIENCY									
Gross yards passing										GOAL TO GO EFFICIENCY									
PASS ATTEMPTS-COMPLETIONS-HAD INTERCEPTED										SAFETIES									
Avg gain per pass play (inc.# thrown passing)										FINAL SCORE									
KICKOFFS Number-In End Zone-Touchbacks										TIME OF POSSESSION									
PUNTS Number and Average																			
Had Blocked																			

BRONCOS DEFENSIVE STATISTICS																	
(Press Box Totals)																	
PLAYER	UT	A	TT	S-YDS	I	PD	FF	FR	PLAYER	UT	A	TT	S-YDS	I	PD	FF	FR
J. Simmons	7	1	8	0-0	0	0	0	0	D. Wolfe	1	2	3	0-0	0	0	0	0
T. Davis	5	2	7	1-0	0	0	0	0	A. Gotsis	1	2	3	0-0	0	0	0	0
C. Harris	6	0	6	0-0	0	1	0	0	B. Chubb	2	0	2	0-0	0	0	0	0
B. Marshall	3	3	6	0-0	0	1	0	0	J. Jewell	1	1	2	0-0	0	0	0	0
A. Jones	4	0	4	0-0	0	1	0	0	V. Miller	1	0	1	0-0	0	0	0	0
B. Roby	3	0	3	0-0	0	1	0	0	Z. Karr	1	0	1	0-0	0	0	0	0
D. Stewart	3	0	3	0-0	0	0	0	0	D. Peko	0	1	1	0-0	0	0	0	0
S. Barrett	2	1	3	0-0	0	1	0	0	S. Ray	0	1	1	0-0	0	0	0	0
S. Harris	2	1	3	0-0	0	0	0	0	TEAM TOTALS	41	21	62	2-12	0	4	1	0



# Jets 34, Broncos 16

Sunday, Oct. 7, 2018 • 1 p.m. EDT • MetLife Stadium • East Rutherford, N.J.

WEATHER: Cloudy, 77°. Wind SW 7 mph • TIME: 3:09 • ATTENDANCE: 77,982

The Denver Broncos gave up 323 rushing yards on their way to their third consecutive loss in a 34-16 setback against the New York Jets.

The 323 rushing yards allowed marked the most given up by Denver's defense since 2010, as Jets running back Isaiah Crowell (15-219) posted the highest single-game rushing average in league history (min. 15 att.).

The Broncos defense got off to a promising start when defensive end Adam Gotsis forced and recovered a fumble on the Jets' second offensive play of the game.

Denver would capitalize quickly on the turnover as quarterback Case Keenum hit rookie wide receiver Courtland Sutton for an 8-yard touchdown. The play marked Keenum's 50th career touchdown pass and Sutton's first career touchdown reception.

On the day, Keenum completed 35-of-51 passes (68.6%) for 377 yards and two touchdowns with one interception. The performance set single-game career highs for Keenum in completions (35), passing yards (377) and passing first downs (19).

The Jets answered the Broncos' opening touchdown with a pair of long scores—a 77-yard run by Crowell and a 76-yard pass from quarterback Sam Darnold to wide receiver Robby Anderson—on back-to-back drives.

Broncos kicker Brandon McManus converted a 30-yard field goal—the 100th of his career—with 3:58 remaining in the first half to cut the Jets' lead to 14-10.

The Jets responded as Darnold's second touchdown pass to Anderson—from 35 yards out—on the ensuing drive gave New York a 21-10 lead heading into the half.

Crowell opened the third quarter with a 54-yard run to enter Broncos territory, but a third-down interception by defensive end Derek Wolfe gave Denver the ball back with the opportunity to make it a one-score game.

Keenum and the offense would punt after picking up just one first down on the drive, and the Jets would go on to score the game's next 13 points and open up a 34-10 lead with 5:10 remaining.

The Broncos made it a 34-16 game on a 42-yard touchdown pass from Keenum to wide receiver Demaryius Thomas with 3:18 on the clock, but the comeback effort would prove too-little-too-late as Keenum was intercepted in the end zone on the Broncos' final offensive series.

Thomas finished as Denver's leading receiver with five catches for 105 yards (21.0 avg.) with one touchdown, marking the 36th 100-yard receiving game of his career.

Denver lost despite finishing +1 in turnover margin (2 takeaways, 1 giveaway) to snap its 32-game win streak when winning the turnover battle. The loss also snapped the Broncos' three-game winning streak against the Jets.

## OFFICIALS:

**Referee** — Peter Morelli (135); **Umpire** — Steven Woods (54); **Down Judge** — Steve Stelljes (22); **Line Judge** — Jeff Seeman (45); **Field Judge** — Anthony Jeffries (36); **Side Judge** — Boris Cheek (41); **Back Judge** — Keith Ferguson (61); **Replay** — Brian Matoren

## DENVER BRONCOS

### OFFENSE

<b>WR</b> 10	E. Sanders
<b>LT</b> 72	G. Bolles
<b>LG</b> 65	R. Leary
<b>C</b> 61	M. Paradis
<b>RG</b> 60	C. McGovern
<b>RT</b> 77	B. Turner
<b>WR</b> 14	C. Sutton
<b>WR</b> 88	D. Thomas
<b>QB</b> 4	C. Keenum
<b>RB</b> 28	R. Freeman
<b>WR</b> 81	T. Patrick

### DEFENSE

<b>DE</b> 95	D. Wolfe
<b>NT</b> 94	D. Peko Sr.
<b>DE</b> 99	A. Gotsis
<b>SLB</b> 55	B. Chubb
<b>WLB</b> 58	V. Miller
<b>ILB</b> 51	T. Davis
<b>ILB</b> 54	B. Marshall
<b>LCB</b> 29	B. Roby
<b>RCB</b> 25	C. Harris Jr.
<b>FS</b> 31	J. Simmons
<b>SS</b> 26	D. Stewart

**BRONCOS SUBSTITUTIONS:** P 3 C.Wadman, K 8 B.McManus, WR 17 D.Hamilton, RB 23 D.Booker, CB 24 A.Jones, RB 30 P.Lindsay, FB 32 A.Janovich, S 34 W.Parks, S 35 Dy.Thomas, ILB 40 K.Bierria, CB 41 I.Yiadom, LS 42 C.Kreiter, ILB 43 J.Jones, ILB 47 J.Jewell, OLB 48 S.Barrett, OLB 56 S.Ray, T 68 E.Wilkinson, G 76 M.Garcia, TE 82 J.Heuerman, TE 83 M.LaCrosse, TE 89 B.Parker, DE 92 Z.Kerr, NT 96 S.Harris. **DID NOT PLAY:** QB 6 C.Kelly. **INACTIVE:** QB 9 K.Hogan, T 22 T.Brock, DB 38 S.Thomas, LB 45 A.Johnson, DE 57 D.Walker, T 66 J.Veldheer, G 70 S.Jones.

## NEW YORK JETS

### OFFENSE

<b>TE</b> 89	C. Herndon
<b>LT</b> 68	K. Beachum
<b>LG</b> 77	J. Carpenter
<b>C</b> 61	S. Long
<b>RG</b> 67	B. Winters
<b>RT</b> 72	B. Shell
<b>TE</b> 83	E. Tomlinson
<b>WR</b> 10	J. Kearse
<b>WR</b> 81	Q. Enunwa
<b>QB</b> 14	S. Darnold
<b>RB</b> 29	B. Powell

### DEFENSE

<b>DL</b> 92	L. Williams
<b>DL</b> 99	S. McLendon
<b>DB</b> 27	D. Roberts
<b>OLB</b> 51	B. Copeland
<b>ILB</b> 58	D. Lee
<b>ILB</b> 54	A. Williamson
<b>OLB</b> 48	J. Jenkins
<b>CB</b> 41	B. Skrine
<b>CB</b> 21	M. Claiborne
<b>FS</b> 26	M. Maye
<b>SS</b> 33	J. Adams

**JETS SUBSTITUTIONS:** K 2 J.Myers, P 4 L.Edwards, WR 11 R.Anderson, WR 16 T.Pryor, WR 19 A.Roberts, RB 20 I.Crowell, S 23 T.Brooks, CB 32 J.Burris, S 36 D.Middleton, S 37 J.Wilcox, RB 40 T.Cannon, LS 42 T.Hennessy, CB 43 P.Nickerson, LB 46 N.Hewitt, LB 50 F.Luvu, LB 55 J.Attaochu, LB 56 K.Pierre-Louis, OL 78 J.Harrison, OL 79 B.Ovale, TE 86 J.Laggett, DL 96 H.Anderson, DL 97 N.Shepherd, DL 98 M.Penne. **DID NOT PLAY:** QB 15 J.McCown. **INACTIVE:** WR 17 C.Peake, CB 22 T.Johnson, CB 31 D.Jones, G 70 D.Dozier, TE 85 N.Sterling, LB 93 T.Basham, DL 94 F.Fatukasi.

		1	2	3	4	OT	TOTAL	FIELD GOALS (made ( ) & missed)	
<b>VISITOR</b>	Denver Broncos	7	3	0	6	0	16	B. McManus	(30)
<b>HOME</b>	New York Jets	0	21	3	10	0	34	J. Myers	30WR (49) (30)

Team	Qtr	Clock Time	PLAY DESCRIPTION (Extra Point) (Drive Info)	SCORE Visitor	Home
Broncos	1	9:19	C.Sutton 8 yd. pass from C.Keenum (B.McManus kick) (3-20, 1:15)	7	0
Jets	2	13:47	I.Crowell 77 yd. run (J.Myers kick) (1-77, 0:12)	7	7
Jets	2	10:46	R.Anderson 76 yd. pass from S.Darnold (J.Myers kick) (3-77, 0:50)	7	14
Broncos	2	3:58	B.McManus 30 yd. Field Goal (11-74, 4:04)	10	14
Jets	2	1:13	R.Anderson 35 yd. pass from S.Darnold (J.Myers kick) (8-75, 2:45)	10	21
Jets	3	4:52	J.Myers 49 yd. Field Goal (13-54, 6:34)	10	24
Jets	4	12:59	J.Myers 30 yd. Field Goal (4-1, 2:01)	10	27
Jets	4	5:10	T.Pryor 20 yd. pass from S.Darnold (J.Myers kick) (6-93, 3:55)	10	34
Broncos	4	3:18	De.Thomas 42 yd. pass from C.Keenum (pass failed) (7-75, 1:52)	16	34

FINAL INDIVIDUAL STATISTICS

Denver Broncos										New York Jets									
RUSHING										RUSHING									
ATT	YDS	AVG	LG	TD						ATT	YDS	AVG	LG	TD					
P. Lindsay	12	61	5.1	29	0					I. Crowell	15	219	14.6	77	1				
R. Freeman	5	31	6.2	24	0					B. Powell	20	99	5.0	38	0				
S. Darnold	3	5	1.7	3	0														
TOTAL	17	92	5.4	29	0					TOTAL	38	323	8.5	77	1				
PASSING										PASSING									
ATT	CMP	YDS	TD	LG	IN	Rtg.				ATT	CMP	YDS	TD	LG	IN	Rtg.			
C. Keenum	51	35	377	4-33	2	42	1	95		S. Darnold	22	10	198	1-9	3	76	1	98.1	
TOTAL	45	28	304	1/0	1	35	0	89.5		TOTAL	33	21	245	4/19	0	42	1	73.4	
PASS RECEIVING										PASS RECEIVING									
TAR	NO	YDS	AVG	LG	TD					TAR	NO	YDS	AVG	LG	TD				
E. Sanders	14	9	72	8.0	13	0				R. Anderson	5	3	123	41.0	76	2			
De. Thomas	6	5	105	21.0	42	1				E. Tomlinson	3	2	15	7.5	12	0			
D. Booker	6	5	59	11.8	22	0				T. Pryor	1	1	20	20.0	20	1			
D. Hamilton	3	3	44	14.7	24	0				J. Kearse	4	1	14	14.0	14	0			
P. Lindsay	4	3	20	6.7	10	0				I. Crowell	1	1	12	12.0	12	0			
R. Freeman	4	3	16	5.3	7	0				J. Leggett	1	1	10	10.0	10	0			
M. LaCrosse	2	2	19	9.5	11	0				A. Roberts	2	1	4	4.0	4	0			
C. Sutton	6	2	18	9.0	10	1				Q. Erunwa	5	0	0	0.0	0	0			
J. Heuerman	4	2	18	9.0	14	0				T. Patrick	1	1	6	6.0	6	0			
TOTAL	51	35	377	10.8	42	2				TOTAL	22	10	198	19.8	76	3			
INTERCEPTIONS										INTERCEPTIONS									
NO	YDS	AVG	LG	TD						NO	YDS	AVG	LG	TD					
D. Wolfe	1	2	2.0	2	0					M. Maye	1	104	104.0	104	0				
TOTAL	1	2	2	0	0					TOTAL	1	104	104	104	0				
PUNTING										PUNTING									
NO	YDS	AVG	NET	TB	IN20	LG				NO	YDS	AVG	NET	TB	IN20	LG			
C. Wadman	8	329	41.1	32.3	0	3	57			L. Edwards	3	134	44.7	37.7	1	2	46		
TOTAL	8	329	41.1	32.3	0	3	57			TOTAL	3	134	44.7	37.7	1	2	46		
PUNT RETURNS										PUNT RETURNS									
NO	YDS	AVG	FC	LG	TD					NO	YDS	AVG	FC	LG	TD				
A. Jones	1	1	1.0	0	1	0				A. Roberts	4	71	17.8	1	51	0			
D. Hamilton	0	0	0.0	1	0	0				T. Cannon	0	0	0.0	1	0	0			
TOTAL	1	37	37.0	0	37	0				TOTAL	1	2	2.0	1	2	0			
KICKOFF RETURNS										KICKOFF RETURNS									
NO	YDS	AVG	FC	LG	TD					NO	YDS	AVG	FC	LG	TD				
P. Lindsay	1	27	27.0	0	27	0				A. Roberts	2	30	15.0	0	22	0			
TOTAL	1	27	27.0	0	27	0				TOTAL	2	30	15.0	0	22	0			
Denver Broncos										New York Jets									
FUMBLES			Own		Opp.		Out			FUMBLES			Own		Opp.		Out		
Fum	Lost	Rec.	Yds	TD	FF	Rec.	Yds	TD	Bnds	Fum	Lost	Rec.	Yds	TD	FF	Rec.	Yds	TD	Bnds
C. Keenum	2	0	1	0	0	0	0	0	0	B. Powell	1	1	0	0	0	0	0	0	0
J. Heuerman	0	0	1	0	0	0	0	0	0	J. Attaochu	0	0	0	0	1	0	0	0	0
A. Gotsis	0	0	0	0	0	1	1	0	0	M. Maye	0	0	0	0	0	1	0	0	0
TOTAL	2	0	2	0	0	1	1	0	0	TOTAL	1	1	0	0	0	2	0	0	0

FINAL TEAM STATISTICS

BRONCOS										JETS									
TOTAL FIRST DOWNS										FGs - PATs Had Blocked									
By Rushing										Net Punting Average									
By Passing										TOTAL RETURN YARDAGE (Not Including Kickoffs)									
By Penalty										No. and Yards Punt Returns									
THIRD DOWN EFFICIENCY										No. and Yards Kickoff Returns									
FOURTH DOWN EFFICIENCY										No. and Yards Interception Returns									
TOTAL NET YARDS										PENALTIES Number and Yards									
Total Offensive Plays (inc. times thrown passing)										FUMBLES Number and Yards									
Average gain per offensive play										TOUCHDOWNS									
NET YARDS RUSHING										Rushing									
Total Rushing Plays										Passing									
Average gain per rushing play										EXTRA POINTS Made-Attempts									
Tackles for a loss-number and yards										Kicking Made-Attempts									
NET YARDS PASSING										Passing Made-Attempts									
Times thrown - yards lost attempting to pass										FIELD GOALS Made-Attempts									
Gross yards passing										RED ZONE EFFICIENCY									
PASS ATTEMPTS-COMPLETIONS-HAD INTERCEPTED										GOAL TO GO EFFICIENCY									
Avg gain per pass play (inc.# thrown passing)										SAFETIES									
KICKOFFS Number-In End Zone-Touchbacks										FINAL SCORE									
PUNTS Number and Average										TIME OF POSSESSION									
Had Blocked																			

BRONCOS DEFENSIVE STATISTICS

(Press Box Totals)

PLAYER	UT	A	TT	S-YDS	I	PD	FF	FR	PLAYER	UT	A	TT	S-YDS	I	PD	FF	FR
J. Simmons	4	3	7	0-0	0	0	0	0	A. Gotsis	1	2	3	0-0	0	0	1	1
T. Davis	5	1	6	0-0	0	0	0	0	Z. Kerr	1	2	3	0-0	0	0	0	0
V. Miller	2	3	5	0-0	0	1	0	0	S. Ray	1	1	2	0-0	0	1	0	0
B. Marshall	1	3	4	0-0	0	0	0	0	B. Chubb	1	1	2	0-0	0	1	0	0
D. Wolfe	2	1	3	0.5-4.5	1	2	0	0	S. Harris	1	1	2	0-0	0	0	0	0
D. Peko	2	1	3	0.5-4.5	0	0	0	0	J. Jewell	1	1	2	0-0	0	0	0	0
D. Stewart	2	1	3	0-0	0	0	0	0	S. Barrett	1	0	1	0-0	0	0	0	0
I. Yiadom	2	1	3	0-0	0	0	0	0	B. Roby	0	0	0	0-0	0	1	0	0
C. Harris Jr.	1	2	3	0-0	0	2	0	0	TEAM TOTALS	28	24	52	1-9	1	8	1	1



Rams 23, Broncos 20

Sunday, Oct. 14, 2018 • 2:05 p.m. MDT • Broncos Stadium at Mile High • Denver

WEATHER: Mostly Cloudy, 25°, Wind NE 6 mph • TIME: 3:16 • ATTENDANCE: 76,109

The Denver Broncos scored 17 points in the final 17 minutes but their late comeback attempt fell short in a 23-20 loss to the unbeaten Los Angeles Rams at Broncos Stadium at Mile High.

Denver held the Rams' high-powered offense to a season-low 23 points, but again couldn't slow down the ground attack as the Broncos' defense gave up 270 rushing yards for the second consecutive week.

The Broncos' offense opened the game with a quick three-and-out and Los Angeles took a 3-0 lead following a 63-yard drive that was capped off by the first of three made field goals on the day by Rams kicker Cairo Santos.

Quarterback Case Keenum and the Broncos' offense moved the ball with moderate success in the opening half—gaining 168 yards and picking up nine first downs—but were unable to find the end zone and managed just three first-half points.

Keenum and wide receiver Emmanuel Sanders looked to have connected on a 44-yard touchdown pass in the closing seconds of the opening quarter, but the play was ruled down at the 1-yard line following an official review.

Sanders—who finished as the game's leading receiver with 115 yards and a touchdown on seven receptions—was flagged for unsportsmanlike conduct after the play, moving the ball back from the 1-yard line to the 16-yard line. The Broncos were forced to settle for a 28-yard Brandon McManus field goal after the offense was unable to punch it into the end zone.

The Rams led 13-3 at halftime and struck first out of the break with a 1-yard touchdown rush by running back Todd Gurley II to open up a 20-3 lead at the 6:09 mark of the third quarter. Gurley would finish the game with 208 rushing yards on 28 carries (7.4 avg.) and two touchdowns.

Denver's lone takeaway—an interception by safety Darian Stewart at the Rams' 12-yard line—gave Denver life late in the third quarter.

After an offensive pass interference call, Keenum and Sanders connected on a 22-yard touchdown to pull within 10 points. A McManus field goal on the Broncos' next possession made it a 20-13 game midway through the fourth quarter.

The Rams responded with a 13-play, 72-yard drive that was capped off by Santos' field goal that extended the visitors' lead back to two possessions with 3:15 to play.

Wide receiver Demaryius Thomas pulled in a 1-yard touchdown pass from Keenum to make it 23-20 with 1:22 remaining, but the Broncos were unable to recover the onside kick and Los Angeles closed out the game in victory formation.

Despite the defense's struggles in the run game, the Broncos' pass rush got back on track with a five-sack outing—including three by rookie linebacker Bradley Chubb—against one of the league's premier offensive lines.

OFFICIALS:

**Referee** — Shawn Smith (14); **Umpire** — Bryan Neale (92); **Down Judge** — Mark Hittner (28); **Line Judge** — Bart Longson (2); **Field Judge** — Bradley Rogers (126); **Side Judge** — Brad Freeman (88); **Back Judge** — Dino Paganelli (105); **Replay** — Mike Wimmer

DENVER BRONCOS

OFFENSE

<b>WR</b>	10	E. Sanders
<b>LT</b>	72	G. Bolles
<b>LG</b>	65	R. Leary
<b>C</b>	61	M. Paradis
<b>RG</b>	76	M. Garcia
<b>RT</b>	77	B. Turner
<b>TE</b>	82	J. Heuerman
<b>WR</b>	88	D. Thomas
<b>RB</b>	28	R. Freeman
<b>QB</b>	4	C. Keenum
<b>FB</b>	32	A. Janovich

DEFENSE

<b>DE</b>	95	D. Wolfe
<b>NT</b>	94	D. Peko Sr.
<b>SLB</b>	55	B. Chubb
<b>WLB</b>	58	V. Miller
<b>ILB</b>	51	T. Davis
<b>ILB</b>	54	B. Marshall
<b>LCB</b>	29	B. Roby
<b>RCB</b>	25	C. Harris Jr.
<b>CB</b>	22	T. Brock
<b>SS</b>	26	D. Stewart
<b>FS</b>	31	J. Simmons

**BRONCOS SUBSTITUTIONS:** P 3 C.Wadman, QB 6 C.Kelly, K 8 B.McManus, WR 14 C.Sutton, WR 17 D.Hamilton, RB 23 D.Booker, RB 30 P.Lindsay, S 34 W.Parks, S 35 Dy.Thomas, ILB 40 K.Bierria, CB 41 I.Yiadom, LS 42 C.Kreiter, ILB 43 J.Jones, ILB 47 J.Jewell, OLB 48 S.Barrett, OLB 56 S.Ray, G/C 60 C.McGovern, T 68 E.Wilkinson, WR 81 T.Patrick, TE 83 M.LaCrosse, TE 89 B.Parker, DE 92 Z.Kerr, NT 96 S.Harris, DE 99 A.Gotsis. **INACTIVE:** QB 9 K.Hogan, CB 24 A.Jones, DB 38 S.Thomas, LB 45 A.Johnson, DE 57 D.Walker, T 66 J.Veldheer, G 70 S.Jones.

LOS ANGELES RAMS

OFFENSE

<b>WR</b>	18	C. Kupp
<b>TE</b>	89	T. Higbee
<b>LT</b>	77	A. Whitworth
<b>LG</b>	76	R. Saffold
<b>C</b>	65	J. Sullivan
<b>RG</b>	66	A. Blythe
<b>RT</b>	79	R. Havenstein
<b>WR</b>	12	B. Cooks
<b>WR</b>	17	R. Woods
<b>HB</b>	30	T. Gurley
<b>QB</b>	16	J. Goff

DEFENSE

<b>DE</b>	90	M. Brockers
<b>NT</b>	93	N. Suh
<b>DT</b>	99	A. Donald
<b>WILL</b>	96	M. Longacre
<b>OLB</b>	50	S. Ebukam
<b>ILB</b>	58	C. Littenlon
<b>ILB</b>	26	M. Barron
<b>LCB</b>	22	M. Peters
<b>RCB</b>	32	T. Hill
<b>SS</b>	43	J. Johnson
<b>FS</b>	20	L. Joyner

**RAMS SUBSTITUTIONS:** K 3 C.Santos, P 6 J.Hekker, WR 11 K.Hodge, WR 19 J.Natson, CB 23 N.Robey, DB 24 B.Countess, RB 33 J.Davis, RB 34 M.Brown, CB 36 D.Hatfield, CB 37 S.Shields, S 41 M.Christian, LS 44 J.McQuaide, LB 52 R.Wilson, DL 53 J.Lawler, LB 54 B.Hager, LB 59 M.Kiser, G 68 J.Brown, T 70 J.Noteboom, TE 81 G.Everett, TE 82 J.Mundt, WR 83 J.Reynolds, DL 94 J.Franklin, DL 95 E.Westbrooks. **DID NOT PLAY:** QB 14 S.Mannion. **DID NOT PLAY:** K 4 G.Zuerlein, DB 31 D.Williams, RB 42 J.Kelly, OLB 49 T.Young, C 55 Br.Allen, DT 69 S.Joseph, DT 92 T.Smart.

		1	2	3	4	OT	TOTAL			FIELD GOALS (made ( ) & missed)
<b>VISITOR</b>	Los Angeles Rams	6	7	7	3	0	23			C.Santos (26) (39) 47WR (21)
<b>HOME</b>	Denver Broncos	3	0	7	10	0	20			B.McManus (28) (24)
Team	Qtr	Clock Time	PLAY DESCRIPTION (Extra Point) (Drive Info)					SCORE		
Rams	1	11:23	C.Santos 26 yd. Field Goal (7-63, 2:03)					3	0	
Rams	1	4:21	C.Santos 39 yd. Field Goal (9-71, 4:26)					6	0	
Broncos	1	0:03	B.McManus 28 yd. Field Goal (9-65, 4:18)					6	3	
Rams	2	10:57	T.Gurley 10 yd. run (C.Santos kick) (7-66, 4:06)					13	3	
Rams	3	6:09	T.Gurley 1 yd. run (C.Santos kick) (8-58, 4:00)					20	3	
Broncos	3	1:34	E.Sanders 22 yd. pass from C.Keenum (B.McManus kick) (1-12, 0:31)					20	10	
Broncos	4	8:54	B.McManus 24 yd. Field Goal (5-57, 1:20)					20	13	
Rams	4	3:15	C.Santos 21 yd. Field Goal (13-72, 5:39)					23	13	
Broncos	4	1:22	De.Thomas 1 yd. pass from C.Keenum (B.McManus kick) (9-77, 1:53)					23	20	







## Broncos 45, Cardinals 10

Thursday, Oct. 18, 2018 • 5:20 p.m. MST • State Farm Stadium • Glendale, Ariz.

WEATHER: Clear, 82°, Wind N 6 mph • TIME: 3:04 • ATTENDANCE: 62,359

The Denver Broncos used five takeaways to snap a four-game losing streak and earn the second-largest road win in team history with a 45-10 victory over the Arizona Cardinals on *Thursday Night Football*.

The game marked the first five-takeaway outing for the Broncos' defense since its Super Bowl 50 win, and it was just the fourth time in team history Denver returned multiple interceptions for touchdowns in the same game.

Denver opened the scoring just 59 seconds into the game when inside linebacker Todd Davis intercepted Cardinals quarterback Josh Rosen and returned it 20 yards to the end zone.

On the Broncos' first offensive possession, a trick play saw wide receiver Emmanuel Sanders throw a 28-yard touchdown pass to fellow wide receiver Courtland Sutton.

With the play, Sanders became just the fifth wide receiver since the 1970 NFL merger to record a passing touchdown, rushing touchdown and receiving touchdown in the same season.

Arizona cut Denver's lead to 14-3 at the 5:18 mark of the first quarter, but Rosen threw his second pick-six of the game on the Cardinals' ensuing offensive possession—this one in the form of a 53-yard touchdown return by cornerback Chris Harris Jr.

Following a subsequent forced three-and-out by the Denver defense, quarterback Case Keenum threw a 64-yard touchdown pass to Sammons on the first play of the Denver drive and gave the Broncos a commanding 28-3 lead just nine seconds into the second quarter.

Keenum completed 14-of-21 passes (66.7%) for 161 yards with one touchdown and one interception. Sanders finished as the game's leading receiver with 102 yards and a touchdown on six receptions, becoming the first Bronco since John Elway (vs. Oakland, 9/7/86) to record a passing touchdown and receiving touchdown in the same game.

Denver capped off its first half with a 1-yard touchdown rush by rookie running back Royce Freeman and took a 35-3 lead into the break.

Keenum was intercepted on the first drive of the second half and Arizona capitalized with a 4-yard touchdown reception from wide receiver Larry Fitzgerald to cut Denver's lead 35-10.

Denver, however, would go on to score the game's final 10 points on a 28-yard touchdown run from running back Phillip Lindsay and a 41-yard field goal by kicker Brandon McManus.

In addition to intercepting three passes—the final of which came from cornerback Bradley Roby in the fourth quarter—Denver recorded six sacks and forced three fumbles, two of which were recovered by the defense.

Outside linebackers Von Miller and Bradley Chubb both recorded multiple sacks for the second consecutive game, as the pass-rush duo combined for four sacks, three forced fumbles and six quarterback hits.

### OFFICIALS:

**Referee** — Alex Kemp (55); **Umpire** — Richard Hall (49); **Down Judge** — Thomas Symonette (100); **Line Judge** — Jeff Bergman (32); **Field Judge** — John Jenkins (117); **Side Judge** — Aaron Santi (50); **Back Judge** — Greg Meyer (78); **Replay** — Michael Chase

### DENVER BRONCOS

#### OFFENSE

WR	10	E. Sanders
LT	72	G. Bolles
LG	76	M. Garcia
C	61	M. Paradis
RG	60	C. McGovern
RT	77	B. Turner
TE	82	J. Heuerman
WR	88	D. Thomas
RB	28	R. Freeman
QB	4	C. Keenum
FB	32	A. Janovich

#### DEFENSE

DE	95	D. Wolfe
NT	94	D. Peko Sr.
DE	99	A. Gotsis
SLB	55	B. Chubb
VLB	58	V. Miller
ILB	51	T. Davis
ILB	54	B. Marshall
LCB	29	B. Roby
RCB	25	C. Harris Jr.
SS	26	D. Stewart
FS	31	J. Simmons

**BRONCOS SUBSTITUTIONS:** P 3 C.Wadman, K 8 B.McManus, WR 14 C.Sutton, WR 17 D.Hamilton, CB 22 T.Brock, RB 23 D.Booker, RB 30 P.Lindsay, S 34 W.Parks, S 38 S.Thomas, ILB 40 K.Bierria, CB 41 I.Yiadom, LS 42 C.Kreiter, ILB 43 J.Jones, ILB 47 J.Jewell, OLB 48 S.Barrett, DE 57 D.Walker, T 68 E.Wilkinson, WR 81 T.Patrick, TE 83 M.LaCosse, TE 89 B.Parker, DE 92 Z.Kerr, NT 96 S.Harris. **DID NOT PLAY:** QB 6 C.Kelly, G 70 S.Jones. **INACTIVE:** QB 9 K.Hogan, CB 24 A.Jones, S 35 D.Thomas, LB 45 A.Johnson, OLB 56 S.Ray, G 65 R.Leary, T 66 J.Veldheer.

### ARIZONA CARDINALS

#### OFFENSE

WR	11	L. Fitzgerald
LT	74	D. Humphries
LG	73	J. Wetzel
C	64	M. Cole
RG	62	D. Munyer
RT	71	A. Smith
TE	84	J. Gresham
TE	86	R. Seals-Jones
QB	3	J. Rosen
RB	31	D. Johnson
WR	14	J. Nelson

#### DEFENSE

DE	44	M. Golden
DT	98	C. Peters
DT	95	R. Gunter
DE	55	C. Jones
SLB	43	H. Reddick
MLB	57	J. Bynes
CB	21	P. Peterson
CB	23	B. Benwikere
SS	36	B. Baker
FS	41	A. Bethea
S	30	R. Ford

**CARDINALS SUBSTITUTIONS:** P 2 A.Lee, K 4 P.Dawson, WR 10 C.Williams, WR 13 C.Kirk, WR 16 T.Sherfield, LB 20 D.Bucannon, CB 26 Bra.Williams, CB 28 J.Taylor, RB 29 C.Edmonds, FB 32 D.Coleman, LS 46 A.Brewer, LB 47 E.Turner, LB 51 G.Hodges, DE 56 Z.Moore, LB 59 J.Walker, DT 72 O.Pierre, TE 85 G.Holmes, DT 90 R.Nkemdiche, DE 91 B.Mayowa, LB 92 D.Gardeck. **DID NOT PLAY:** QB 7 M.Glennon, OL 67 J.Pugh, OL 75 B.Clausell, OL 79 K.Cunningham. **DID NOT PLAY:** QB 9 S.Bradford, RB 22 T.Logan, S 33 B.Boston, DB 39 D.Nichols, OL 68 J.Vujnovich, OL 76 M.Iupati, DE 97 I.Odenigbo.

		1	2	3	4	OT	TOTAL	FIELD GOALS (made ( ) & missed)		
<b>VISITOR:</b>	Denver Broncos	21	14	7	3	0	45	B.McManus	(41)	
<b>HOME:</b>	Arizona Cardinals	3	0	7	0	0	10	P.Dawson	(43)	
Team	Qtr	Clock Time	PLAY DESCRIPTION (Extra Point) (Drive Info)				SCORE			
							Visitor	Home		
Broncos	1	14:01	T.Davis 20 yd. interception return (B.McManus kick)				7	0		
Broncos	1	8:38	C.Sutton 28 yd. pass from E.Sanders (B.McManus kick) (6-77, 3:41)				14	0		
Cardinals	1	5:18	P.Dawson 43 yd. Field Goal (9-61, 3:20)				14	3		
Broncos	1	2:02	C.Harris 53 yd. interception return (B.McManus kick)				21	3		
Broncos	2	14:40	E.Sanders 64 yd. pass from C.Keenum (B.McManus kick) (1-64, 0:11)				28	3		
Broncos	2	0:21	R.Freeman 1 yd. run (B.McManus kick) (15-70, 6:39)				35	3		
Cardinals	3	8:33	L.Fitzgerald 4 yd. pass from J.Rosen (P.Dawson kick) (11-63, 4:11)				35	10		
Broncos	3	3:32	P.Lindsay 28 yd. run (B.McManus kick) (3-43, 1:35)				42	10		
Broncos	4	5:35	B.McManus 41 yd. Field Goal (4-11, 2:13)				45	10		





8



## Chiefs 30, Broncos 23

Sunday, Oct. 28, 2018 • 12 p.m. CDT • Arrowhead Stadium • Kansas City, Mo.

WEATHER: Clear, 56°, Wind NW 12 mph • TIME: 3:10 • ATTENDANCE: 77,103

The Denver Broncos rushed for 189 yards and outgained Kansas City 411-340 in total offense, but lost for the seventh consecutive time to the Chiefs in a 30-23 decision at Arrowhead Stadium.

The game marked the first loss in Broncos history in which they rushed for at least 180 yards and held their opponent to fewer than 50 yards on the ground. Denver had previously been 24-0 in such games.

The Broncos struck first with a 1-yard touchdown run by rookie running back Phillip Lindsay—who rushed for 95 yards on 18 carries (5.3 avg.) in his first career start—to cap off an 81-yard scoring drive at the 7:40 mark of the first quarter.

Denver had a chance to make it 10-0 on their next offensive possession, but kicker Brandon McManus missed his first field goal of the season on a 55-yarder that went wide right.

The Chiefs answered with a 24-yard field goal, followed by back-to-back touchdown drives, to take a 16-7 lead with 54 seconds remaining in the first half.

Looking to cut Kansas City's lead to just one possession before the break, an aggressive Broncos offense drove 75 yards in just 49 seconds. Wide receiver Tim Patrick hauled in a 24-yard pass from quarterback Case Keenum for the first touchdown of his career to pull Denver within 16-14 at the break.

Despite outgaining the Chiefs in rushing yards and total offense, the Broncos—flagged 10 times for 83 yards—were beset by momentum-killing penalties throughout the game. Lindsay alone had runs of 21 and 23 yards, as well as a 10-yard reception, negated by penalties.

Undeterred by Denver's late-half heroics, the Chiefs scored a pair of touchdowns in the third quarter—the third and fourth passing touchdowns of the day from Chiefs quarterback Patrick Mahomes—and opened up a 30-14 lead heading into the final period.

The Broncos used another strong offensive drive to cut Kansas City's lead to 30-20 with a 4-yard touchdown reception by tight end Jeff Heuerman, but couldn't convert the 2-pt. conversion attempt to make it a one-score game.

McManus kicked a 36-yard field goal with 1:48 to make it 30-23, but Kansas City was able to recover the ensuing onside kick and eliminate Denver's chances for a game-tying drive.

Keenum completed 23-of-34 passes (67.6%) for 262 yards with a pair of touchdowns and one interception. His 97.9 passer rating marked his highest rating through eight starts as a Bronco.

Outside linebackers Von Miller and Bradley Chubb kept their three-game sack streaks alive as the duo combined to take down Mahomes midway through the fourth quarter.

Safety Dymonte Thomas recorded the first sack of his career and safety Justin Simmons intercepted his second pass of the season on a deep shot from Mahomes early in the fourth quarter.

### OFFICIALS:

**Referee** — Shawn Hochuli (83); **Umpire** — Roy Ellison (81); **Down Judge** — Ed Camp (134); **Line Judge** — Greg Bradley (98); **Field Judge** — Adrian Hill (29); **Side Judge** — Mike Weatherford (116); **Back Judge** — Rich Martinez (39); **Replay** — Carl Madsen

### DENVER BRONCOS

#### OFFENSE

WR	10	E. Sanders
LT	72	G. Bolles
LG	76	M. Garcia
C	61	M. Paradis
RG	60	C. McGovern
RT	77	B. Turner
TE	82	J. Heuerman
WR	88	D. Thomas
QB	4	C. Keenum
RB	30	P. Lindsay
FB	32	A. Janovich

#### DEFENSE

DE	95	D. Wolfe
NT	94	D. Peko Sr.
DE	99	A. Gotsis
SLB	55	B. Chubb
WLB	58	V. Miller
ILB	51	T. Davis
ILB	47	J. Jewell
LCB	29	B. Roby
RCB	25	C. Harris Jr.
SS	34	W. Parks
FS	31	J. Simmons

**BRONCOS SUBSTITUTIONS:** P 3 C.Wadman, K 8 B.McManus, WR 14 C.Sutton, WR 16 I.McKenzie, CB 22 T.Brock, RB 23 D.Booker, CB 24 A.Jones, S 35 Dy.Thomas, S 38 S.Thomas, ILB 40 K.Bierria, CB 41 I.Yiadom, LB 42 C.Kreiter, ILB 43 J.Jones, OLB 48 S.Burcat, ILB 54 B.Marshall, DE 57 D.Walker, T 68 E.Wilkinson, WR 81 T.Patrick, TE 83 M.LaCosse, TE 89 B.Parker, DE 92 Z.Kerr, NT 96 S.Harris. **DID NOT PLAY:** QB 9 K.Hogan, G 70 S.Jones. **INACTIVE:** WR 17 D.Hamilton, S 26 D.Stewart, RB 28 R.Freeman, LB 45 A.Johnson, OLB 56 S.Ray, T 66 J.Veldheer, C 74 N.Falah.

### KANSAS CITY CHIEFS

#### OFFENSE

WR	10	T. Hill
LT	72	E. Fisher
LG	75	C. Erving
RG	77	A. Wylie
C	62	A. Reiter
RT	71	M. Schwartz
TE	87	T. Kelce
TE	84	D. Harris
WR	15	S. Watkins
QB	14	P. Mahomes
RB	27	K. Hunt

#### DEFENSE

LDE	95	C. Jones
NT	91	D. Nnadi
RDE	97	A. Bailey
LOLB	55	D. Ford
LILB	53	A. Hitchens
RILB	59	R. Ragland
ROLB	57	B. Spears
LCB	23	K. Fuller
RCB	20	S. Nelson
S	24	J. Lucas
S	38	R. Parker

**CHIEFS SUBSTITUTIONS:** P 2 D.Colquitt, K 7 H.Butker, WR 11 D.Robinson, WR 17 C.Conley, WR 19 M.Kemp, DB 21 E.Murray, CB 22 O.Scandrick, RB 26 Dam. Williams, LB 31 J.Shaw, RB 32 S.Ware, DB 35 C.Ward, DB 39 Tr. Smith, LB 41 J.Winchester, FB 42 A.Sherman, LB 44 D.O'Daniel, OLB 51 F.Zombo, LB 56 B.Niemann, G 73 J.Allen, TE 82 D.Yelder, DE 92 T.Kpassagnon, DE 94 J.Jenkins, DT 98 X.Williams. **DID NOT PLAY:** QB 4 C.Henne, C 67 J.Murray. **INACTIVE:** SS 29 E.Berry, RB 31 Dar.Williams, LB 50 J.Houston, LB 54 N.Orchard, OL 61 M.Morse, G 66 R.McKenzie, DT 74 J.Hamilton.

		1	2	3	4	OT	TOTAL	FIELD GOALS (made ( ) & missed)	
VISITOR:	Denver Broncos	7	7	0	9	0	23	B.McManus	55WR (36)
HOME	Kansas City Chiefs	3	13	14	0	0	30	H.Butker	(24)
Team	Qtr	Clock Time	PLAY DESCRIPTION (Extra Point) (Drive Info)	SCORE					
				Visitor	Home				
Broncos	1	7:40	P.Lindsay 1 yd. run (B.McManus kick) (8-81, 4:17)	7	0				
Chiefs	1	2:18	H.Butker 24 yd. Field Goal (11-57, 5:22)	7	3				
Chiefs	2	9:31	T.Kelce 9 yd. pass from P.Mahomes (H.Butker kick) (4-55, 2:10)	7	10				
Chiefs	2	0:54	S.Watkins 13 yd. pass from P.Mahomes (kick failed, w/)	7	16				
Broncos	2	0:05	T.Patrick 24 yd. pass from C.Keenum (B.McManus kick) (5-75, 0:49)	14	16				
Chiefs	3	10:16	S.Watkins 10 yd. pass from P.Mahomes (H.Butker kick) (9-83, 4:44)	14	23				
Chiefs	3	5:12	K.Hunt 23 yd. pass from P.Mahomes (H.Butker kick) (4-32, 1:53)	14	30				
Broncos	4	14:57	J.Heuerman 4 yd. pass from C.Keenum (run failed) (12-75, 5:15)	20	30				
Broncos	4	1:48	B.McManus 36 yd. Field Goal (10-46, 2:12)	23	30				





# Texans 19, Broncos 17

Sunday, Nov. 4, 2018 • 2:05 p.m. MST • Broncos Stadium at Mile High • Denver

WEATHER: Cloudy, 53°. Wind SW 3 mph • TIME: 3:05 • ATTENDANCE: 76,270

The Denver Broncos lost 19-17 to the Houston Texans at Broncos Stadium at Mile High as kicker Brandon McManus' potential game-winning 51-yard field goal sailed wide right as time expired.

Denver's defense played one of its most complete games of the season—allowing just 290 yards of total offense and limiting Houston's rushing attack to 3.0 yards per carry. The Broncos' pass rush was also strong on the day, with four Denver defenders picking up at least one sack.

After former wide receiver Demaryius Thomas was honored in a pregame tribute, the Texans offense promptly went down the field and opened the game with an eight-play, 75-yard scoring drive. The drive was capped with a 7-yard touchdown pass from quarterback Deshaun Watson to tight end Jordan Thomas.

Following a pair of three-and-outs from both teams, McManus connected on a 44-yard field goal to trim Houston's lead to 7-3 midway through the first quarter.

The game's only turnover came at the 12:24 mark of the second quarter when Broncos running back Devontae Booker fumbled at Denver's own 23-yard line. Houston capitalized three plays later with a 16-yard touchdown reception by wide receiver DeAndre Hopkins. The Texans' missed the ensuing extra point.

Broncos quarterback Case Keenum—who completed 26-of-42 passes (61.9%) for 290 yards with one touchdown and no interceptions—answered on Denver's next series. Keenum led a four-play, 82-yard scoring drive that ended with Booker's first rushing touchdown of the season, cutting Houston's lead to 13-10.

Houston would go on to capitalize on a field goal of their own as time expired at the half following Denver's failed 62-yard field goal attempt from McManus with 0:18 second remaining in the second quarter.

Denver would take its first lead of the game at the 6:03 mark of the third quarter on a 12-yard touchdown catch by tight end Jeff Heuerman on third down. Heuerman finished the contest single-game career highs in catches (10) and receiving yards (83).

The Broncos conceded the lead back to Houston on their following drive, as kicker Ka'I Fairbairn connected on a 37-yard field goal put Houston up 19-17.

Denver, who won on fourth-quarter comebacks in Weeks 1 and 2, took over possession at its own 14-yard line with 3:29 remaining in the game. A pair of fourth-down conversions on the drive set the Broncos up at Houston's 33-yard line with three seconds remaining, but McManus' field goal attempt didn't connect as Houston won its sixth consecutive game.

Outside linebackers Von Miller and Bradley Chubb each recorded sacks and extended their sack streaks to four games. Increasing his career sack total to 92.5, Miller moved into 43rd place on the league's all-time sack list.

## OFFICIALS:

**Referee** — Clay Martin (19); **Umpire** — Fred Bryan (11); **Down Judge** — Danny Thort (113); **Line Judge** — Kent Payne (79); **Field Judge** — David Meslow (118); **Side Judge** — Brad Freeman (88); **Back Judge** — Greg Wilson (119); **Replay** — Tom Sifferman

## DENVER BRONCOS

### OFFENSE

**WR** 10 E. Sanders  
**LT** 72 G. Bolles  
**LG** 76 M. Garcia  
**C** 61 M. Paradis  
**RG** 60 C. McGovern  
**RT** 66 J. Veldheer  
**TE** 82 J. Heuerman  
**WR** 14 C. Sutton  
**QB** 4 C. Keenum  
**RB** 30 P. Lindsay  
**WR** 81 T. Patrick

### DEFENSE

**DE** 95 D. Wolfe  
**NT** 94 D. Peko Sr.  
**DE** 99 A. Gotsis  
**SLB** 55 B. Chubb  
**VLB** 55 V. Miller  
**ILB** 51 T. Davis  
**ILB** 47 J. Jewell  
**LCB** 22 T. Brock  
**RCB** 25 C. Harris Jr.  
**SS** 34 W. Parks  
**FS** 31 J. Simmons

**BRONCOS SUBSTITUTIONS:** P 3 C.Wadman, K 8 B.McManus, WR 11 R.Cracraft, S 21 S.Cravens, RB 23 D.Booker, CB 24 A.Jones, FB 32 A.Janovich, S 35 Dy.Thomas, S 38 S.Thomas, ILB 40 K.Bierria, CB 41 I.Yiadom, LS 42 C.Kreiter, ILB 43 J.Jones, LB 45 A.Johnson, OLB 48 S.Barrett, OLB 56 S.Ray, DE 57 D.Walker, T 68 E.Wilkinson, G/T 77 B.Turner, TE 83 M.LaCosse, TE 89 B.Parker, DE 92 Z.Kerr, NT 96 S.Harris. **DID NOT PLAY:** QB 9 K.Hogan. **INACTIVE:** WR 17 D.Hamilton, S 26 D.Stewart, RB 28 R.Freeman, CB 29 B.Roby, ILB 54 B.Marshall, G 70 S.Jones, C 74 N.Falah.

## HOUSTON TEXANS

### OFFENSE

**WR** 10 D. Hopkins  
**LT** 70 J. Davenport  
**LG** 64 S. Kelemete  
**C** 66 N. Martin  
**RG** 73 Z. Fulton  
**RT** 74 K. Lamm  
**TE** 83 J. Thomas  
**TE** 88 J. Akins  
**WR** 87 D. Thomas  
**QB** 4 D. Watson  
**RB** 26 L. Miller

### DEFENSE

**DE** 99 J. Watt  
**DE** 98 D. Reader  
**NT** 92 B. Dunn  
**SAM** 59 W. Mercilus  
**MIKE** 55 B. McKinney  
**WILL** 57 B. Scarlett  
**CB** 25 K. Jackson  
**CB** 43 S. Wright  
**CB** 32 T. Mathieu  
**S** 20 J. Reid  
**S** 34 M. Tyson

**TEXANS SUBSTITUTIONS:** QB 5 J.Webb, K 7 K.Fairbairn, P 8 T.Daniel, WR 17 V.Smith, WR 18 S.Coates, RB 21 T.Ervin, CB 23 J.Bademosi, RB 28 A.Blue, S 31 N.Jamerson, S 33 A.Moore, RB 38 G.Howell, LS 46 J.Weeks, LB 49 J.Keyes, ILB 52 B.Peters, OLB 53 D.Ejorfor, OLB 58 P.Kalambayi, C/G 65 G.Mancz, T 75 M.Rankin, TE 84 R.Griffin, DE/LB 90 J.Clowney, DE 91 C.Watkins, DE 95 C.Covington, DE 97 A.Blackson. **DID NOT PLAY:** QB 3 B.Weeden, **INACTIVE:** WR 16 K.Coutee, RB 22 A.Colvin, CB 24 J.Joseph, S 29 A.Hal, WR 39 D.Burton, ILB 41 Z.Cunningham, DE 93 J.Heath.

		1	2	3	4	OT	TOTAL	FIELD GOALS (made ( ) & missed)	
<b>VISITOR:</b>	Houston Texans	7	9	0	3	0	19	K.Fairbairn	(46) (37)
<b>HOME:</b>	Denver Broncos	3	7	7	0	0	17	B.McManus	(44) 62WR 51WR
Team	Qtr	Clock Time	PLAY DESCRIPTION (Extra Point) (Drive Info)					SCORE	
								Visitor	Home
Texans	1	10:53	J.Thomas 7 yd. pass from D.Watson (K.Fairbairn kick) (8-75, 4:07)					7	0
Broncos	1	4:42	B.McManus 44 yd. Field Goal (8-25, 3:12)					7	3
Texans	2	11:05	D.Hopkins 16 yd. pass from D.Watson (kick failed, wr) (3-22, 1:19)					13	3
Broncos	2	5:33	D.Booker 14 yd. run (B.McManus kick) (4-87, 2:30)					13	10
Texans	2	0:00	K.Fairbairn 46 yd. Field Goal (3-20, 0:18)					16	10
Broncos	3	5:57	J.Heuerman 12 yd. pass from C.Keenum (B.McManus kick) (12-81, 5:56)					16	17
Texans	4	14:06	K.Fairbairn 37 yd. Field Goal (13-56, 6:51)					19	17





# Broncos 23, Chargers 22

Sunday, Nov. 18, 2018 • 1:05 p.m. PST • ROKiT Field at StubHub Center • Carson, Calif.

WEATHER: Clear, 69°, Wind W 4 mph • TIME: 3:10 • ATTENDANCE: 25,462

Kicker Brandon McManus connected on a 34-yard field goal as time expired to give the Denver Broncos a 23-22 victory over the Los Angeles Chargers at ROKiT Field at StubHub Center. The win snapped the Chargers' six-game winning streak and also ended Denver's seven-game road divisional losing streak.

Despite giving up a season-high 479 yards, the Broncos' defense held an explosive Chargers' offense to just 22 points and intercepted Chargers quarterback Philip Rivers twice.

Denver sacked Rivers three times—including the 100th career sack (including postseason) for linebacker Von Miller—as both Miller and rookie linebacker Bradley Chubb extended their sack streaks to five games apiece.

Denver's offense got off to another slow start, tallying just 21 yards of offense in a first quarter that saw the visitors fall behind 6-0.

Following what looked to be a third consecutive failed drive to open the game, punter Colby Wadman passed 12 yards to fullback Andy Janovich on a 4th-and-5 to successfully convert a fake punt and move the Broncos into Chargers territory. Rookie running back Philip Lindsay scored a 41-yard rushing touchdown on the following play to give Denver a 7-6 lead.

On the subsequent Los Angeles possession, cornerback Chris Harris Jr. intercepted Rivers to set the Broncos up at the Chargers' 46-yard line. Denver's offense came away empty, however, after failing to convert a 4th-and-1 inside the red zone.

The Chargers would go on to score two unanswered touchdowns—the latter of which featured a missed extra point by kicker Michael Badgley—as Los Angeles opened up a 19-7 lead with 9:56 remaining in the third quarter.

With the Chargers in the midst of another promising drive that would have likely ended any hopes of a Denver comeback, Miller sniffed out a screen, picking off Rivers on a 3rd-and-9 at Denver's 35-yard line. His 42-yard return set up a quick Denver touchdown.

Denver found the end zone again on Lindsay's second touchdown rush of the day to give the Broncos a 20-19 lead with 12:11 to play in the game.

On Badgley's third made field goal of the game, Los Angeles re-took the lead, 22-20, on its next possession.

Following an unsuccessful drive for the Denver offense, the defense came up with a pivotal, game-saving stop on 3rd-and-7 and set the offense back up with 1:51 remaining and no timeouts.

Quarterback Case Keenum—who passed for 205 yards and did not throw an interception for the second consecutive game—went 5-for-5 on the Broncos' final drive, including a 30-yard strike on 3rd-and-7 to rookie wide receiver Courtland Sutton with 20 seconds remaining.

Set up for a 34-yard kick with three seconds remaining, McManus drilled the fifth game-winning field goal of his career and helped the Broncos improve to 4-6 on the season.

## OFFICIALS:

**Referee** — Pete Morelli (135); **Umpire** — Steve Woods (54); **Down Judge** — Steve Stelljes (22); **Line Judge** — Jeff Seeman (45); **Field Judge** — Anthony Jeffries (36); **Side Judge** — Boris Cheek (41); **Back Judge** — Keith Ferguson (61); **Replay** — Brian Matoren

## DENVER BRONCOS

### OFFENSE

<b>WR</b>	10	E. Sanders
<b>TE</b>	83	M. LaCosse
<b>LT</b>	72	G. Bolles
<b>LG</b>	77	B. Turner
<b>C</b>	60	C. McGovern
<b>RG</b>	68	E. Wilkinson
<b>RT</b>	66	J. Veldheer
<b>TE</b>	82	J. Heuerman
<b>WR</b>	14	C. Sutton
<b>RB</b>	30	P. Lindsay
<b>QB</b>	4	C. Keenum

### DEFENSE

<b>DE</b>	95	D. Wolfe
<b>NT</b>	94	D. Peko Sr.
<b>DE</b>	99	A. Gotsis
<b>SLB</b>	55	B. Chubb
<b>VLB</b>	51	V. Miller
<b>ILB</b>	58	T. Davis
<b>ILB</b>	47	J. Jewell
<b>LCB</b>	29	B. Roby
<b>RCB</b>	25	C. Harris Jr.
<b>SS</b>	26	D. Stewart
<b>FS</b>	31	J. Simmons

**BRONCOS SUBSTITUTIONS:** P 3 C.Wadman, K 8 B.McManus, WR 11 R.Cracraft, WR 17 D.Hamilton, S 21 S.Cravens, CB 22 T.Brock, RB 23 D.Booker, CB 24 A.Jones, RB 28 R.Freeman, FB 32 A.Janovich, S 34 W.Parks, ILB 40 K.Bierria, CB 41 I.Yiadom, LS 42 C.Kreiter, ILB 43 J.Jones, OLB 48 S.Barrett, OLB 56 S.Ray, G 70 S.Jones, G 75 G.Gradkowski, WR 81 T.Patrick, TE 89 B.Parker, DE 92 Z.Kerr, NT 96 S.Harris. **DID NOT PLAY:** QB 9 K.Hogan. **INACTIVE:** S 35 Dy.Thomas, S 38 S.Thomas, LB 45 A.Johnson, ILB 54 B.Marshall, DE 57 D.Walker, C 74 N.Falah, G 76 M.Garcia.

## LOS ANGELES CHARGERS

### OFFENSE

<b>WR</b>	13	K. Allen
<b>TE</b>	80	S. Culkin
<b>LT</b>	76	R. Okung
<b>LG</b>	66	D. Feeney
<b>C</b>	53	M. Pouncey
<b>RG</b>	75	M. Schofield
<b>RT</b>	69	S. Tevi
<b>TE</b>	88	V. Green
<b>WR</b>	16	Ty. Williams
<b>QB</b>	17	P. Rivers
<b>RB</b>	28	M. Gordon

### DEFENSE

<b>DE</b>	71	D. Square
<b>DT</b>	94	C. Liuget
<b>NT</b>	92	B. Mebane
<b>DE</b>	54	M. Ingram
<b>OLB</b>	57	J. Brown
<b>ILB</b>	42	U. Nwosu
<b>OLB</b>	51	K. Emanuel
<b>LCB</b>	43	M. Davis
<b>S</b>	37	J. Addae
<b>S</b>	33	D. James
<b>RCB</b>	26	C. Hayward

**CHARGERS SUBSTITUTIONS:** K 4 M.Badgley, P 5 D.Jones, WR 11 G.Davis, WR/PR 12 T.Benjamin, CB 20 D.King, S 23 R.Jenkins, CB 29 J.Richards, RB 30 A.Ekeler, S 31 A.Phillips, RB 32 J.Benjamin, FB 34 W.Watt, CB 36 B.Facyson, LS 47 M.Windt, LB 48 N.Dzubnar, LB 50 H.Pullard, LB 58 T.Johnson, C/G 61 S.Quessenneb, T 72 J.Barksdale, WR 81 M.Williams, TE 85 A.Gates, DL 93 D.Phillon, DE 98 I.Rochell, DE 99 J.Bosa. **DID NOT PLAY:** QB 3 G.Smith. **INACTIVE:** CB 24 T.Williams, RB 38 D.Newsome, DE 46 C.Landrum, C/G 64 C.Toner, T 68 T.Scott, G 77 F.Lamp, DL 91 Ju.Jones.

		1	2	3	4	OT	TOTAL	FIELD GOALS (made ( ) & missed)		
<b>VISITOR:</b>	Denver Broncos	0	7	7	9	0	23	B.McManus	(34)	
<b>HOME:</b>	Los Angeles Chargers	6	7	6	3	0	22	M.Badgley	(46) (45) (30)	
Team	Qtr	Clock Time	PLAY DESCRIPTION (Extra Point) (Drive Info)					SCORE		
Chargers	1	7:00	M.Badgley 46 yd. Field Goal (13-52, 6:47)					0	3	
Chargers	1	0:39	M.Badgley 45 yd. Field Goal (8-55, 4:04)					0	6	
Broncos	2	12:05	P.Lindsay 41 yd. run (B.McManus kick) (7-70, 3:34)					7	6	
Chargers	2	2:39	K.Allen 4 yd. pass from P.Rivers (M.Badgley kick) (9-84, 4:14)					7	13	
Chargers	3	9:56	A.Gates 6 yd. pass from P.Rivers (kick failed, w/ ) (9-75, 5:04)					7	19	
Broncos	3	2:24	R.Freeman 3 yd. run (B.McManus kick) (3-18, 1:21)					14	19	
Broncos	4	12:17	P.Lindsay 2 yd. run (run failed) (7-73, 3:33)					20	19	
Chargers	4	6:47	M.Badgley 30 yd. Field Goal (8-60, 5:30)					20	22	
Broncos	4	0:00	B.McManus 34 yd. Field Goal (7-76, 1:51)					23	22	



FINAL INDIVIDUAL STATISTICS

Denver Broncos										Los Angeles Chargers											
RUSHING										RUSHING											
	ATT	YDS	AVG	LG	TD						ATT	YDS	AVG	LG	TD						
P. Lindsay	11	79	7.2	41	2					M. Gordon	18	69	3.8	20	0						
R. Freeman	7	23	3.3	7	1					A. Ekeler	6	29	4.8	17	0						
E. Sanders	1	6	6.0	6	0					K. Allen	1	1	1.0	1	0						
										P. Rivers	1	-4	-4.0	-4	0						
TOTAL	19	108	5.7	41	3					TOTAL	26	95	3.7	20	0						
PASSING										PASSING											
	ATT	CMP	YDS	TKD/ YD	TD	LG	IN	Rtg.			ATT	CMP	YDS	TKD/ YD	TD	LG	IN	Rtg.			
C. Keenum	32	19	205	0/0	0	39	0	78.3			P. Rivers	43	28	401	3/17	2	32	2	91.3		
C. Wadman	1	1	12	0/0	0	12	0	116.7													
TOTAL	33	20	217	0/0	0	39	0	80.0			TOTAL	43	28	401	3/17	2	32	2	91.3		
PASS RECEIVING										PASS RECEIVING											
	TAR	NO	YDS	AVG	LG	TD					TAR	NO	YDS	AVG	LG	TD					
E. Sanders	6	4	56	14.0	38	0					K. Allen	12	9	89	9.9	27	1				
P. Lindsay	5	4	27	6.8	11	0					M. Gordon	6	6	87	14.5	32	0				
J. Heuerman	5	4	20	5.0	6	0					A. Gates	7	5	80	16.0	27	1				
C. Sutton	6	3	78	26.0	39	0					M. Williams	3	2	56	28.0	29	0				
A. Janovich	2	1	12	12.0	12	0					A. Ekeler	2	2	40	20.0	23	0				
M. LaCosse	2	1	9	9.0	9	0					V. Green	4	2	27	13.5	26	0				
R. Freeman	1	1	7	7.0	7	0					Ty. Williams	6	2	22	11.0	19	0				
D. Hamilton	2	1	4	4.0	4	0															
D. Booker	1	1	4	4.0	4	0															
TOTAL	31	20	217	10.9	39	0					TOTAL	43	28	401	14.3	32	2				
INTERCEPTIONS										INTERCEPTIONS											
	NO	YDS	AVG	LG	TD						NO	YDS	AVG	LG	TD						
V. Miller	1	42	42.0	42	0																
C. Harris	1	0	0.0	0	0																
TOTAL	2	42	21.0	42	0						TOTAL	0	0	—	—	0					
PUNTING										PUNTING											
	NO	YDS	AVG	NET	TB	IN20	LG				NO	YDS	AVG	NET	TB	IN20	LG				
C. Wadman	5	224	44.8	40.4	1	2	52				D. Jones	2	78	39.0	39.0	0	1	40			
TOTAL	6	307	51.2	43.8	0	4	61				TOTAL	5	236	47.2	44.0	0	1	59			
PUNT RETURNS										PUNT RETURNS											
	NO	YDS	AVG	FC	LG	TD					NO	YDS	AVG	FC	LG	TD					
A. Jones	0	0	—	1	—	0					T. Benjamin	1	2	2.0	2	2	0				
R. Cracraft	0	0	—	1	—	0															
TOTAL	2	13	6.5	0	11	0					TOTAL	1	2	2.0	2	2	0				
KICKOFF RETURNS										KICKOFF RETURNS											
	NO	YDS	AVG	FC	LG	TD					NO	YDS	AVG	FC	LG	TD					
D. Booker	2	38	19.0	0	21	0					D. King	3	70	23.3	0	30	0				
A. Jones	1	16	16.0	0	16	0															
M. LaCosse	1	10	10.0	0	10	0															
TOTAL	4	64	16.0	0	21	0					TOTAL	3	70	23.3	0	30	0				
Denver Broncos										Los Angeles Chargers											
FUMBLES	Fum	Lost	Rec.	Yds	TD	FF	Rec.	Yds	TD	Bnds	FUMBLES	Fum	Lost	Rec.	Yds	TD	FF	Rec.	Yds	TD	Bnds
TOTAL	0	0	0	0	0	0	0	0	0	0	TOTAL	0	0	0	0	0	0	0	0	0	0

FINAL TEAM STATISTICS

BRONCOS										CHARGERS									
THIRD DOWN EFFICIENCY										THIRD DOWN EFFICIENCY									
3-10-30%										9-15-60%									
FOURTH DOWN EFFICIENCY										1-2-50%									
0-0-0%										0-0-0%									
TOTAL NET YARDS	325									479									
Total Offensive Plays (inc. times thrown passing)	52									72									
Average gain per offensive play	6.3									6.7									
NET YARDS RUSHING	108									95									
Total Rushing Plays	19									26									
Average gain per rushing play	5.7									3.7									
Tackles for a loss-number and yards	0-0									2-5									
NET YARDS PASSING	217									384									
Times thrown - yards lost attempting to pass	0-0									3-17									
Gross yards passing	217									401									
PASS ATTEMPTS-COMPLETIONS-HAD INTERCEPTED	33-20-2									43-28-2									
Avg gain per pass play (inc.# thrown passing)	6.6									8.3									
KICKOFFS Number-In End Zone-Touchbacks	4-3-1									6-4-2									
PUNTS Number and Average	5-44.8									2-39.0									
Had Blocked	0									0									
BRONCOS										CHARGERS									
FGs - PATs Had Blocked										FGs - PATs Had Blocked									
0-0										0-0									
Net Punting Average	40.4									39.0									
TOTAL RETURN YARDAGE (Not Including Kickoffs)	42									2									
No. and Yards Punt Returns	0									1-2									
No. and Yards Kickoff Returns	4-64									3-70									
No. and Yards Interception Returns	2-42									0-0									
PENALTIES Number and Yards	7-43									14-120									
FUMBLES Number and Lost	0-0									0-0									
TOUCHDOWNS	3									2									
Rushing	3									0									
Passing	0									2									
EXTRA POINTS Made-Attempts	2-3									1-2									
Kicking Made-Attempts	2-2									1-2									
Rushing Made-Attempts	0-1									0-0									
FIELD GOALS Made-Attempts	1-1									3-3									
RED ZONE EFFICIENCY	2-4-50%									2-3-67%									
GOAL TO GO EFFICIENCY	2-2-100%									2-2-100%									
SAFETIES	0									2									
FINAL SCORE	23									0									
TIME OF POSSESSION	22:11									37:49									

BRONCOS DEFENSIVE STATISTICS

(Press Box Totals)

PLAYER	UT	A	TT	S-YDS	I	PD	FF	FR	PLAYER	UT	A	TT	S-YDS	I	PD	FF	FR
D. Stewart	9	1	10	0-0	0	1	0	0	S. Harris	3	0	3	0-0	0	0	0	0
J. Simmons	5	5	10	0-0	0	1	0	0	B. Roby	2	1	3	0-0	0	2	0	0
C. Harris Jr.	4	4	8	0-0	1	1	0	0	S. Gravens	2	1	3	0-0	0	0	0	0
B. Chubb	4	3	7	1-9	0	0	0	0	S. Barrett	1	2	3	0-0	0	0	0	0
T. Davis	3	2	5	0-0	0	2	0	0	V. Miller	1	0	1	1-3	1	1	0	0
A. Gotsis	2	2	4	1-5	0	0	0	0	T. Brock	1	0	1	0-0	0	0	0	0
W. Parks	1	3	4	0-0	0	0	0	0	D. Wolfe	0	1	1	0-0	0	0	0	0
Z. Kerr	3	0	3	0-0	0	0	0	0	TEAM TOTALS	44	27	71	3-17	2	9	0	0



# Broncos 24, Steelers 17

Sunday, Nov. 25, 2018 • 2:25 p.m. MST • Broncos Stadium at Mile High • Denver

WEATHER: Mostly Sunny, 41°, Wind N 7 mph • TIME: 3:03 • ATTENDANCE: 76,536

The Denver Broncos became the first team since 2005 to beat consecutive opponents with six-game win streaks when they defeated the Pittsburgh Steelers 24-17 at Broncos Stadium at Mile High.

The win, which improved Denver to 5-6 on the season, was the 353rd of Owner Pat Bowlen's tenure, tying him with Art Modell for the fourth most all-time among modern-day owners.

In a game highlighted by momentum-shifting plays, including four takeaways by the Denver defense, safety Justin Simmons provided the first spark when he blocked Pittsburgh's 48-yard field goal attempt on its opening drive.

The Broncos capitalized with a field goal of their own as they took a 3-0 lead on a 41-yard make from kicker Brandon McManus.

With Pittsburgh primed to find the end zone on its second offensive possession, safety Will Parks met Steelers tight end Xavier Grimble at Denver's 1-yard line with a thunderous hit that forced a fumble and resulted in a touchback.

The Steelers would tie the game on their next possession, but Denver responded with a touchdown drive that was capped off by tight end Matt LaCrosse's first career touchdown reception, a 10-yard strike from quarterback Case Keenum.

Denver looked to be taking the momentum into the halftime break by holding the Steelers to a field goal attempt after a strong goal-line stand, but Pittsburgh faked a kick and threw a touchdown pass to tie the game at 10 as the first-half clock expired.

Steelers quarterback Ben Roethlisberger connected with wide receiver JuJu Smith-Schuster on a 97-yard touchdown pass early in the third quarter to give Pittsburgh its first lead of the game, 17-10.

With the Steelers driving yet again and looking to take a two-possession lead, cornerback Chris Harris Jr. picked off Roethlisberger on third down at midfield. The Broncos tied the game just two plays later on a 5-yard touchdown reception from wide receiver Emmanuel Sanders.

Denver's third takeaway came on the final play of the third quarter when cornerback Bradley Roby chased down Steelers running back James Conner and poked the ball free after a 23-yard rush.

Rookie running back Phillip Lindsay, who rushed for 110 yards and a touchdown—the first 100-yard rusher allowed by Pittsburgh during the season—scored on a 2-yard run on the Broncos' ensuing possession to give them a 24-17 lead.

The Steelers were set up with 1st-and-goal from Denver's 3-yard line with 1:57 left and a chance to tie the game, but nose tackle Shelby Harris intercepted Roethlisberger's third-down pass in the end zone to book end the Broncos defense's big day.

Keenum passed for 197 yards and two touchdowns while playing turnover-free football for the third consecutive week.

Linebacker Von Miller, who recorded a sack in the fourth quarter to extend his sack streak to six games, helped the Denver defense limit Pittsburgh to just 17 points off five drives that went deep into Denver territory.

## OFFICIALS:

**Referee** — Tony Corrente (99); **Umpire** — Alan Eck (76); **Down Judge** — Patrick Turner (13); **Line Judge** — Tim Podraza (47); **Field Judge** — Keith Washington (7); **Side Judge** — Ryan Dickinson (25); **Back Judge** — Steve Freeman (133); **Replay** — Louis Nazzaro

## DENVER BRONCOS

### OFFENSE

<b>WR</b> 10	E. Sanders
<b>LT</b> 72	G. Bolles
<b>LG</b> 77	B. Turner
<b>C</b> 60	C. McGovern
<b>RG</b> 68	E. Wilkinson
<b>RT</b> 66	J. Veldheer
<b>TE</b> 82	J. Heuerman
<b>WR</b> 14	C. Sutton
<b>RB</b> 30	P. Lindsay
<b>QB</b> 4	C. Keenum
<b>FB</b> 32	A. Janovich

### DEFENSE

<b>DE</b> 95	D. Wolfe
<b>NT</b> 94	D. Peko Sr.
<b>DE</b> 99	A. Gotsis
<b>SLB</b> 55	B. Chubb
<b>VLB</b> 58	V. Miller
<b>ILB</b> 51	T. Davis
<b>ILB</b> 47	J. Jewell
<b>LCB</b> 29	B. Roby
<b>RCB</b> 25	C. Harris Jr.
<b>SS</b> 26	D. Stewart
<b>FS</b> 31	J. Simmons

**BRONCOS SUBSTITUTIONS:** P 3 C.Wadman, K 8 B.McManus, WR 11 R.Cracraft, WR 17 D.Hamilton, S 21 S.Cravens, CB 22 T.Brock, RB 23 D.Booker, DB 27 B.Langley, RB 28 R.Freeman, S 34 W.Parks, ILB 40 K.Bierria, CB 41 I.Yiadom, LS 42 C.Kreiter, ILB 43 J.Jones, OLB 48 S.Barrett, OLB 56 S.Ray, G 75 G.Gradkowski, T 79 C.Kouandjio, WR 81 T.Patrick, TE 83 M.LaCrosse, TE 89 B.Parker, DE 92 Z.Kerr, NT 96 S.Harris. **DID NOT PLAY:** QB 9 K.Hogan. **INACTIVE:** S 35 Dy.Thomas, S 38 S.Thomas, LB 45 A.Johnson, ILB 54 B.Marshall, DE 57 D.Walker, G 70 S.Jones, C 74 N.Falah.

## PITTSBURGH STEELERS

### OFFENSE

<b>WR</b> 84	A. Brown
<b>LT</b> 78	A. Villanueva
<b>LG</b> 73	R. Foster
<b>C</b> 53	M. Pouncey
<b>RG</b> 66	D. DeCastro
<b>RT</b> 76	C. Okorafor
<b>TE</b> 89	V. McDonald
<b>WR</b> 19	J. Smith-Schuster
<b>RB</b> 30	J. Conner
<b>QB</b> 7	B. Roethlisberger
<b>TE</b> 81	J. James

### DEFENSE

<b>DT</b> 97	C. Heyward
<b>NT</b> 79	J. Hargrave
<b>DE</b> 94	T. Alualu
<b>LOLB</b> 90	T. Watt
<b>LILB</b> 51	J. Bostic
<b>RILB</b> 98	V. Williams
<b>ROLB</b> 48	B. Dupree
<b>LCB</b> 23	J. Haden
<b>RCB</b> 24	C. Sensabaugh
<b>SS</b> 34	T. Edmunds
<b>FS</b> 21	S. Davis

**STEELERS SUBSTITUTIONS:** P 4 J.Berry, K 9 C.Boswell, WR 10 R.Switzer, WR 13 J.Washington, CB 20 C.Sutton, CB 25 A.Burns, CB 28 M.Hilton, CB 29 B.Allen, S 37 J.Dangerfield, RB 38 J.Samuels, S 42 M.Burnett, LB 44 T.Matakevich, FB 45 R.Nix, LB 54 L.Fort, LB 56 A.Chickillo, LS 57 K.Canaday, C/G 67 B.Finney, TE 85 X.Grimble, WR 88 D.Heyward-Bey, DT 93 D.McCullers, DE 96 L.Walton. **DID NOT PLAY:** QB 5 J.Dobbs, RB 22 S.Ridley, OT 71 M.Feiler. **INACTIVE:** QB 2 M.Rudolph, WR 11 J.Hunter, S 27 M.Allen, LB 46 M.Thomas, OT 72 Z.Banner, OT 77 M.Gilbert, DE 91 S.Tuitt.

		1	2	3	4	OT	TOTAL	FIELD GOALS (made ( ) & missed)		
<b>VISITOR:</b>	Pittsburgh Steelers	0	10	7	0	0	17	C.Boswell	48B (41)	
<b>HOME:</b>	Denver Broncos	3	7	7	7	0	24	B.McManus	(41)	
Team	Qtr	Clock Time	PLAY DESCRIPTION (Extra Point) (Drive Info)			SCORE				
Broncos	1	6:26	B.McManus 41 yd. Field Goal (8-39, 3:10)			0		0	3	
Steelers	2	6:29	C.Boswell 41 yd. Field Goal (9-56, 5:20)			3		3	3	
Broncos	2	3:27	M.LaCrosse 10 yd. pass from C.Keenum (B.McManus kick) (6-75, 3:02)			3		3	10	
Steelers	2	0:00	A.Villanueva 2 yd. pass from C.Boswell (C.Boswell kick) (12-75, 3:27)			10		10	10	
Steelers	3	10:32	J.Smith-Schuster 97 yd. pass from B.Roethlisberger (C.Boswell kick) (1-97, 0:15)			17		17	10	
Broncos	3	5:30	E.Sanders 5 yd. pass from C.Keenum (B.McManus kick) (2-43, 0:37)			17		17	17	
Broncos	4	9:17	P.Lindsay 2 yd. run (B.McManus kick) (11-79, 5:43)			17		17	24	

Final Individual Statistics																							
Pittsburgh Steelers										Denver Broncos													
Rushing		Att	Yds	Avg	LG	TD					Rushing		Att	Yds	Avg	LG	TD						
J. Conner		13	53	4.1	11	0					P. Lindsay		14	110	7.9	32	1						
B. Roethlisberger		2	18	9.0	12	0					R. Freeman		6	17	2.8	5	0						
R. Switzer		1	4	4.0	4	0					C. Keenum		3	-3	-1.0	-1	0						
TOTAL		16	75	4.7	12	0					TOTAL		23	124	5.4	32	1						
Passing		Att	Cmp	Yds	TD	LG	In	Rtg.					Passing		Att	Cmp	Yds	TD	LG	In	Rtg.		
B. Roethlisberger		56	41	462	2/12	1	97	2	88.5					C. Keenum		28	15	197	2/13	2	38	0	99.9
C. Boswell		1	1	2	0/0	1	2	0	118.8														
A. Brown		1	0	0	0/0	0	0	0	39.6														
TOTAL		58	42	464	2/12	2	97	2	92.9					TOTAL		28	15	197	2/13	2	38	0	99.9
Pass Receiving		Tar	No	Yds	Avg	LG	TD					Pass Receiving		Tar	No	Yds	Avg	LG	TD				
J. Smith-Schuster		17	13	189	14.5	97	1					E. Sanders		12	7	86	12.3	38	1				
A. Brown		13	9	67	7.4	14	0					M. LaCosse		4	3	34	11.3	17	1				
R. Switzer		8	6	67	11.2	24	0					J. Heuerman		3	2	44	22.0	29	0				
J. Conner		4	4	42	10.5	23	0					C. Sutton		4	1	14	14.0	14	0				
J. James		4	4	35	8.8	13	0					D. Hamilton		2	1	13	13.0	13	0				
V. McDonald		5	3	27	9.0	9	0					D. Booker		2	1	6	6.0	6	0				
X. Grimble		1	1	23	23.0	23	0					B. Parker		1	0	0	0.0	0	0				
J. Samuels		2	1	12	12.0	12	0																
A. Villanueva		1	1	2	2.0	2	1																
TOTAL		58	42	464	11.0	97	2					TOTAL		43	28	401	14.3	32	2				
Interceptions		No	Yds	Avg	LG	TD					Interceptions		No	Yds	Avg	LG	TD						
											C. Harris Jr.		1	15	15.0	15	0						
											S. Harris		1	0	0.0	0	0						
TOTAL		0	0	—	—	0					TOTAL		2	15	7.5	15	0						
Punting		No	Yds	Avg	Net	TB	In20	LG					Punting		No	Yds	Avg	Net	TB	In20	LG		
J. Berry		3	133	44.3	42.3	0	2	52					C. Wadman		6	282	47.0	46.0	0	1	51		
TOTAL		3	133	44.3	42.3	0	2	52					TOTAL		6	282	47.0	46.0	0	1	51		
Punt Returns		No	Yds	Avg	FC	LG	TD					Punt Returns		No	Yds	Avg	FC	LG	TD				
R. Switzer		3	6	2.0	2	6	0					R. Cracraft		1	6	6.0	2	6	0				
TOTAL		3	6	2.0	2	6	0					TOTAL		1	6	6.0	2	6	0				
Kickoff Returns		No	Yds	Avg	FC	LG	TD					Kickoff Returns		No	Yds	Avg	FC	LG	TD				
TOTAL		0	0	—	0	—	0					TOTAL		0	0	—	0	—	0				
Pittsburgh Steelers										Denver Broncos													
Fumbles	Fum	Lost	Rec.	Yds	TD	FF	Rec.	Yds	TD	Bnds	Fumbles	Fum	Lost	Rec.	Yds	TD	FF	Rec.	Yds	TD	Bnds		
R. Switzer	2	0	1	0	0	0	0	0															

Broncos Defensive Statistics																	
(Press Box Totals)																	
Player	UT	A	TT	S-YDS	I	PD	FF	FR	Player	UT	A	TT	S-YDS	I	PD	FF	FR
T. Davis	7	3	10	0-0	0	0	0	0	S. Harris	0	3	3	0-0	1	1	0	0
J. Simmons	7	2	9	0-0	0	0	0	0	I. Vyadom	2	0	2	0-0	0	0	0	0
C. Harris Jr.	6	0	6	0-0	1	2	0	0	A. Gotis	1	1	2	0-0	0	0	0	0
B. Roby	6	0	6	0-0	0	1	1	0	S. Cravens	1	1	2	0-0	0	0	0	0
J. Jewell	4	2	6	0-0	0	0	0	0	V. Miller	0	2	2	1-6	0	0	0	0
W. Parks	3	3	6	0-0	0	1	1	0	S. Barrett	1	0	1	1-6	0	0	0	0
Z. Kerr	1	4	5	0-0	0	0	0	0	D. Wolfe	1	1	2	0-0	0	0	0	0
B. Chubb	1	3	4	0-0	0	0	0	0	S. Ray	0	1	1	0-0	0	0	0	0
T. Brock	3	0	3	0-0	0	0	0	0	K. Bierria	0	1	1	0-0	0	0	0	0
D. Stewart	1	2	3	0-0	0	0	0	1	TEAM TOTALS	46	26	72	2-12	2	5	2	1



## Broncos 24, Bengals 10

Sunday, Dec. 2, 2018 • 1 p.m. EST • Paul Brown Stadium • Cincinnati

WEATHER: Sunny, 63°, Wind SSW 12 mph • TIME: 3:13 • ATTENDANCE: 44,392

The Broncos forced three turnovers and running back Phillip Lindsay rushed for 157 yards and two touchdowns as Denver defeated the Cincinnati Bengals 24-10 at Paul Brown Stadium.

The win marked Denver's third consecutive and pushed the team's record back to .500 for the first time since Week 4.

Neither team scored in the first quarter and Denver lost cornerback Chris Harris Jr. and inside linebacker Josey Jewell to injuries in the game's opening minutes.

Lindsay, who became the first Broncos rookie since Clinton Portis in 2002 with back-to-back 100-yard rushing games, gave Denver a 7-0 lead on his 6-yard touchdown run with 1:56 remaining in the first half.

Cincinnati would respond with a scoring drive of its own as kicker Randy Bullock connected on a 35-yard field goal. The kick pulled Cincinnati within 7-3 at halftime.

The Broncos went three-and-out on their opening drive of the third quarter but the Bengals muffed the punt at their own 33-yard line and Denver recovered. Quarterback Case Keenum connected with wide receiver Courtland Sutton for a 30-yard touchdown just two plays later to give Denver a 14-3 lead.

Making his first career start, Bengals quarterback Jeff Driskel moved Cincinnati into Denver territory on its ensuing drive but was intercepted by safety Justin Simmons at Denver's 15-yard line.

Again taking quick advantage of the turnover, Lindsay capitalized with a 65-yard touchdown run and opened up a 21-3 Denver lead with 7:35 remaining in the third quarter.

Cincinnati answered back with a scoring drive of its own—capped by a 30-yard touchdown reception by receiver Cody Core—to keep within striking distance at 21-10.

On Denver's next offensive possession, rookie running back Royce Freeman lost his first fumble of the season and set the Cincinnati offense back up at midfield.

The Broncos quickly shut down any potential Bengals comeback with a strong defensive stand, however, and held Cincinnati scoreless for the game's final 17:45.

Outside linebacker Bradley Chubb put the exclamation point on the Broncos' win with a strip sack of Driskel—the 10th sack of his rookie campaign—to set up a late-game 29-yard field goal for kicker Brandon McManus.

Keenum played turnover-free football for the fourth consecutive game while completing 12-of-21 passes (57.1%) for 197 yards with one touchdown.

Sutton had the most productive outing of his young career, recording a career-high 85 receiving yards on four catches.

Defensively, outside linebacker Von Miller recorded 1.5 sacks to extend his sack streak to seven games—tied for the longest streak of his eight-year career.

The win also marked the 354th overall victory during Pat Bowlen's ownership, passing Art Modell for the fourth-most overall wins all-time among modern-era pro football owners.

### OFFICIALS:

**Referee** — Ron Torbert (62); **Umpire** — Dan Ferrell (64); **Down Judge** — Sarah Thomas (53); **Line Judge** — Mark Steinkirchner (84); **Field Judge** — Jimmy Buchanan (86); **Side Judge** — Scott Edwards (3); **Back Judge** — Tony Josselyn (67); **Replay** — Earnie Frantz

### DENVER BRONCOS

#### OFFENSE

WR	10	E. Sanders
LT	72	G. Bolles
LG	77	B. Turner
C	60	C. McGovern
RG	68	E. Wilkinson
RT	66	J. Veldheer
TE	83	M. LaCosse
WR	14	C. Sutton
RB	30	P. Lindsay
QB	4	C. Keenum
WR	17	D. Hamilton

#### DEFENSE

DE	95	D. Wolfe
NT	94	D. Peko Sr.
DE	99	A. Gotsis
SLB	55	B. Chubb
WLB	56	V. Miller
ILB	51	T. Davis
ILB	47	J. Jewell
LCB	29	B. Roby
RCB	25	C. Harris Jr.
SS	26	D. Stewart
FS	31	J. Simmons

**BRONCOS SUBSTITUTIONS:** P 3 C.Wadman, K 8 B.McManus, WR 11 R.Cracraft, S 21 S.Cravens, RB 23 D.Booker, CB 27 B.Langley, RB 28 R.Freeman, FB 32 A.Janovich, S 34 W.Parks, S 35 D.Thomas, S 38 S.Thomas, ILB 40 K.Bierria, CB 41 I.Yiadom, LS 42 C.Kreiter, ILB 43 J.Jones, OLB 56 S.Ray, G 75 G.Gradkowski, T 79 C.Kouandjio, WR 81 T.Patrick, TE 85 T.Hemingway, TE 89 B.Parker, DE 92 Z.Kerr, NT 96 S.Harris. **DID NOT PLAY:** QB 9 K.Hogan. **INACTIVE:** CB 22 T.Brock, ILB 46 J.Holland, OLB 48 S.Barrett, ILB 54 B.Marshall, DE 57 D.Walker, G 70 S.Jones, G/C 74 N.Falah.

### CINCINNATI BENGALS

#### OFFENSE

WR	18	A. Green
LOT	65	C. Boling
LG	66	T. Hopkins
C	53	B. Price
RG	62	A. Redmond
ROT	68	B. Hart
TE	87	C. Uzomah
TE	89	M. Lengel
WR	83	T. Boyd
QB	6	J. Driskel
HB	28	J. Mixon

#### DEFENSE

LDE	96	C. Dunlap
NT	99	A. Billings
DT	97	G. Atkins
RDE	90	M. Johnson
LB	59	N. Vigil
LB	55	V. Burfict
NDB	21	D. Dennard
LCB	27	D. Kirkpatrick
RCB	22	W. Jackson
SS	36	S. Williams
FS	30	J. Bates

**BENGALS SUBSTITUTIONS:** K 4 R.Bullock, P 10 K.Huber, WR 12 A.Erickson, WR 15 J.Ross, WR 16 C.Core, CB 20 K.Russell, CB 23 D.Philips, HB 25 G.Bernard, HB 32 M.Watson, S 40 B.Wilson, S 42 C.Fejedelem, LB 45 M.Jefferson, LS 46 C.Harris, LB 50 J.Evans, LB 56 H.Nickerson, LB 57 V.Rey, G 63 C.Westerman, DT 69 N.Scott, DE 75 J.Willis, DT 79 C.Ringo, TE 88 J.Franks, DE 94 S.Hubbard. **DID NOT PLAY:** QB 5 T.Savage, OT 71 A.Smith. **INACTIVE:** WR 19 A.Tate, CB 29 T.McRae, LB 51 B.Bell, OT 70 C.Ogbuehi, OT 77 C.Glenn, WR 80 J.Malone, DE 95 K.Edebali.

		1	2	3	4	OT	TOTAL	FIELD GOALS (made ( ) & missed)	
VISITOR:	Denver Broncos	0	7	14	3	0	24	B.McManus	50W/L (29)
HOME:	Cincinnati Bengals	0	3	7	0	0	10	R.Bullock	(35)
Team	Qtr	Clock Time	PLAY DESCRIPTION (Extra Point) (Drive Info)	SCORE					
				Visitor	Home				
Broncos	2	1:56	P.Lindsay 6 yd. run (B.McManus kick) (8-55, 3:01)	7	0				
Bengals	2	0:12	R.Bullock 35 yd. Field Goal (12-58, 1:44)	7	3				
Broncos	3	11:27	C.Sutton 30 yd. pass from C.Keenum (B.McManus kick) (2-33, 0:40)	14	3				
Broncos	3	7:35	P.Lindsay 65 yd. run (B.McManus kick) (4-85, 2:01)	21	3				
Bengals	3	2:45	C.Core 30 yd. pass from J.Driskel (R.Bullock kick) (8-75, 4:50)	21	10				
Broncos	4	0:23	B.McManus 29 yd. Field Goal (4-7, 2:16)	24	10				

FINAL INDIVIDUAL STATISTICS																					
Denver Broncos										Cincinnati Bengals											
RUSHING	ATT	YDS	AVG	LG	TD	RUSHING	ATT	YDS	AVG	LG	TD										
P. Lindsay	19	157	8.3	65	2	J. Mixon	12	82	6.8	23	0										
R. Freeman	12	48	4.0	10	0	G. Bernard	5	14	2.8	4	0										
C. Keenum	2	9	4.5	10	0	M. Walton	1	10	10.0	10	0										
D. Booker	1	4	4.0	4	0	J. Driskel	3	3	1.0	5	0										
						J. Ross	1	2	2.0	2	0										
						A. Erickson	1	0	0.0	0	0										
TOTAL	34	218	6.4	65	2	TOTAL	23	111	4.8	23	0										
PASSING	ATT	CMP	YDS	TKD/ YD	TD	LG	IN	Rtg.	PASSING	ATT	CMP	YDS	TKD/ YD	TD	LG	IN	Rtg.				
C. Keenum	21	12	151	2/8	1	30	0	95.5	J. Driskel	37	25	236	4/36	1	30	1	80.6				
TOTAL	21	12	151	2/8	1	30	0	95.5	TOTAL	37	25	236	4/36	1	30	1	80.6				
PASS RECEIVING	TAR	NO	YDS	AVG	LG	TD	PASS RECEIVING	TAR	NO	YDS	AVG	LG	TD								
C. Sutton	7	4	85	21.3	30	1	T. Boyd	8	6	97	16.2	23	0								
E. Sanders	6	4	19	4.8	14	0	G. Bernard	8	6	32	5.3	16	0								
D. Booker	2	2	38	19.0	30	0	C. Uzomah	6	5	33	6.6	20	0								
A. Janovich	2	1	7	7.0	7	0	J. Ross	3	2	13	6.5	11	0								
P. Lindsay	1	1	2	2.0	2	0	J. Mixon	2	2	13	6.5	9	0								
M. LaCosse	1	0	0	0.0	0	0	C. Core	4	1	30	30	30	1								
							M. Lengel	2	1	9	9.0	9	0								
							A. Green	1	1	7	7.0	7	0								
							A. Erickson	1	1	2	2.0	2	0								
TOTAL	19	12	151	12.6	30	1	TOTAL	37	25	236	9.4	30	1								
INTERCEPTIONS	NO	YDS	AVG	LG	TD	INTERCEPTIONS	NO	YDS	AVG	LG	TD										
J. Simmons	1	8	8.0	8	0																
TOTAL	1	8	8.0	8	0	TOTAL	0	0	—	—	0										
PUNTING	NO	YDS	AVG	NET	TB	IN20	LG	PUNTING	NO	YDS	AVG	NET	TB	IN20	LG						
C. Wadman	6	260	43.3	42.7	0	4	58	K. Huber	7	303	43.3	39.6	1	1	69						
TOTAL	6	260	43.3	42.7	0	4	58	TOTAL	7	303	43.3	39.6	1	1	69						
PUNT RETURNS	NO	YDS	AVG	FC	LG	TD	PUNT RETURNS	NO	YDS	AVG	FC	LG	TD								
R. Cracraft	3	6	2.0	0	3	0	A. Erickson	2	4	2.0	2	4	0								
TOTAL	3	6	2.0	2	6	0	TOTAL	2	4	2.0	2	4	0								
KICKOFF RETURNS	NO	YDS	AVG	FC	LG	TD	KICKOFF RETURNS	NO	YDS	AVG	FC	LG	TD								
	0	0	—	0	—	0	A. Erickson	1	29	29.0	0	29	0								
TOTAL	0	0	—	0	—	0	TOTAL	1	29	29.0	0	29	0								
Denver Broncos FUMBLES	Fum	Lost	Own Rec.	Yds	TD	FF	Rec.	Yds	TD	Out Bnds	Cincinnati Bengals FUMBLES	Fum	Lost	Own Rec.	Yds	TD	FF	Rec.	Yds	TD	Out Bnds
R. Freeman	1	1	0	0	0	0	0	0	0	0	J. Driskel	1	1	0	0	0	0	0	0	0	0
B. Chubb	0	0	0	0	0	1	1	4	0	0	A. Erickson	1	1	0	0	0	0	0	0	0	0
D. Thomas	0	0	0	0	0	0	1	0	0	0	H. Nickerson	0	0	0	0	0	1	0	0	0	0
											N. Vigil	0	0	0	0	0	0	1	0	0	0
TOTAL	1	1	0	0	0	1	2	4	0	0	TOTAL	2	2	0	0	0	1	1	0	0	0

FINAL TEAM STATISTICS													
	BRONCOS			BENGALS				BRONCOS			BENGALS		
TOTAL FIRST DOWNS	16			20			FGs - PATs Had Blocked	0-0			0-0		
By Rushing	9			6			Net Punting Average	42.7			39.6		
By Passing	6			12			TOTAL RETURN YARDAGE (Not Including Kickoffs)	14			4		
By Penalty	1			2			No. and Yards Punt Returns	3-6			2-4		
THIRD DOWN EFFICIENCY	5-13-38%			5-13-38%			No. and Yards Kickoff Returns	0-0			1-29		
FOURTH DOWN EFFICIENCY	0-0-0%			0-0-0%			No. and Yards Interception Returns	0-8			0-0		
TOTAL NET YARDS	361			311			PENALTIES Number and Yards	7-60			12-100		
Total Offensive Plays (inc. times thrown passing)	57			65			FUMBLES Number and Lost	1-1			2-2		
Average gain per offensive play	6.3			4.8			TOUCHDOWNS	3			1		
NET YARDS RUSHING	218			111			Rushing	2			0		
Total Rushing Plays	34			23			Passing	1			1		
Average gain per rushing play	6.4			4.8			EXTRA POINTS Made-Attempts	3-3			1-1		
Tackles for a loss-number and yards	5-13			1-3			Kicking Made-Attempts	3-3			1-1		
NET YARDS PASSING	143			200			FIELD GOALS Made-Attempts	1-2			1-1		
Times thrown - yards lost attempting to pass	2-8			4-36			RED ZONE EFFICIENCY	1-2-50%			0-1-0%		
Gross yards passing	151			236			GOAL TO GO EFFICIENCY	0-0-0%			0-1-0%		
PASS ATTEMPTS-COMPLETIONS-HAD INTERCEPTED	21-12-1			38-25-1			SAFETIES	0			0		
Avg gain per pass play (inc.# thrown passing)	6.2			4.8			FINAL SCORE	24			10		
KICKOFFS Number-In End Zone-Touchbacks	5-5-4			3-3-3			TIME OF POSSESSION	28:40			31:20		
PUNTS Number and Average	6-43.3			7-43.3									
Had Blocked	0			0									

BRONCOS DEFENSIVE STATISTICS																	
(Press Box Totals)																	
PLAYER	UT	A	TT	S-YDS	I	PD	FF	FR	PLAYER	UT	A	TT	S-YDS	I	PD	FF	FR
T. Davis	9	1	10	0-0	0	0	0	0	B. Roby	1	2	3	0-0	0	1	0	0
J. Simmons	7	2	9	0-0	0	0	0	0	W. Parks	0	3	3	0-0	1	1	0	0
S. Cravens	6	1	7	0-0	1	2	0	0	S. Harris	2	0	2	0-0	0	0	0	0
J. Jones	6	0	6	0-0	0	1	1	0	J. Jewell	1	1	2	0-0	0	0	0	0
D. Stewart	4	1	5	0-0	0	0	0	0	C. Harris Jr.	1	1	2	0-0	0	0	0	0
B. Chubb	3	3	6	1-11	0	1	1	0	D. Wolfe	0	2	2	1-6	0	0	0	0
I. Yiadom	1	4	5	0-0	0	0	0	0	K. Bierria	1	0	1	1-6	0	0	0	0
V. Miller	1	3	4	0-0	0	0	0	0	TEAM TOTALS	45	10	55	4-36	1	3	1	1
A. Gotsis	3	0	3	0-0	0	0	0	0									



49ers 20, Broncos 14

Sunday, Dec. 9, 2018 • 1:05 p.m. PST • Levi's Stadium • Santa Clara, Calif.

WEATHER: Overcast, 54°, Wind NW 3 mph • TIME: 3:19 • ATTENDANCE: 69,449

The Denver Broncos' three-game winning streak was snapped as their second-half comeback attempt came up short in a 20-14 loss to the San Francisco 49ers in Santa Clara, Calif.

Denver—starting a franchise-record-tying six rookies—amassed a season-low 274 yards of total offense and conceded 210 receiving yards and a touchdown to 49ers tight end George Kittle.

Marred by another slow start, the Broncos were held scoreless in the first quarter for the third time in the last four games and trailed 6-0 in the opening minutes of the second quarter.

Kittle—who came four yards shy of setting the single-game record for receiving yards by a tight end—pulled in an 85-yard touchdown with 9:47 remaining in the first half to extend the 49ers' lead to 13-0.

Following two more unsuccessful drives by the Denver offense, 49ers quarterback Nick Mullens connected with wide receiver Dante Pettis for a 1-yard score that gave San Francisco a 20-0 lead with eight seconds until halftime.

Denver's offense finally found life midway through the third quarter—sparked by a 19-yard, fourth-down reception by wide receiver Tim Patrick—as running back Phillip Lindsay made it a 20-7 game with a 3-yard touchdown run.

Safety Darian Stewart intercepted Mullens at Denver's 41-yard line early in the fourth quarter but the offense was unable to capitalize with points following an unsuccessful fourth-down conversion. Despite the failed attempt, the Broncos converted five-of-seven fourth downs in the game and became the first team in 17 seasons to attempt seven fourth downs in a game.

Denver's defense allowed just 78 yards in the second half and set the offense back up with 6:55 remaining, still facing a 20-7 deficit.

Quarterback Case Keenum—who extended his streak of games without an interception to five—hit rookie wide receiver DaeSean Hamilton on 4th-and-goal from the 1-yard line to cut the San Francisco lead to 20-13 with 3:53 remaining.

Despite holding San Francisco scoreless in the second half, the Broncos gave up a pair of third-down conversions on the 49ers' ensuing possession, effectively ending the Denver comeback attempt.

Patrick and Hamilton both recorded career highs in receiving yards with 85 and 47, respectively, and Hamilton's touchdown reception marked the first of his career.

Rookie outside linebacker Bradley Chubb recorded two sacks and upped his season total to 12, breaking teammate Von Miller's franchise rookie sack record (11.5) set in 2011.

Miller recorded a sack of his own to extend his sack streak to a career-long eight games and move a half-sack shy of Simon Fletcher's career franchise record of 97.5.

### OFFICIALS:

**Referee** — Shawn Smith (14); **Umpire** — Bryan Neale (92); **Down Judge** — Mark Hittner (28); **Line Judge** — Bart Longson (2); **Field Judge** — Bradley Rogers (126); **Side Judge** — James Coleman (95); **Back Judge** — Dino Paganelli (105); **Replay** — Mike Wimmer

## DENVER BRONCOS

### OFFENSE

**WR** 17 D. Hamilton  
**LT** 72 G. Bolles  
**LG** 77 B. Turner  
**C** 60 C. McGovern  
**RG** 68 E. Wilkinson  
**RT** 66 J. Veldheer  
**TE** 83 M. LaCrosse  
**WR** 14 C. Sutton  
**RB** 30 P. Lindsay  
**QB** 4 C. Keenum  
**FB** 32 A. Janovich

### DEFENSE

**DE** 95 D. Wolfe  
**NT** 94 D. Peko Sr.  
**DE** 99 A. Gotsis  
**SLB** 55 B. Chubb  
**WLB** 56 V. Miller  
**ILB** 51 T. Davis  
**ILB** 47 J. Jewell  
**LCB** 29 B. Roby  
**RCB** 41 I. Yiadom  
**SS** 26 D. Stewart  
**FS** 31 J. Simmons

**BRONCOS SUBSTITUTIONS:** P 3 C.Wadman, K 8 B.McManus, WR 11 R.Cracraft, WR 19 A.Holmes, S 21 S.Cravens, RB 23 D.Booker, CB 27 B.Langley, RB 28 R.Freeman, S 34 W.Parks, S 35 D.Thomas, S 38 S.Thomas, DB 39 J.Taylor, ILB 40 K.Bierria, LS 42 C.Kreiter, ILB 43 J.Jones, OLB 56 S.Ray, G 70 S.Jones, G 75 G.Gradkowski, WR 81 T.Patrick, TE 85 T.Hemingway, TE 89 B.Parker, DE 92 Z.Kerr, NT 96 S.Harris. **DID NOT PLAY:** QB 9 K.Hogan. **INACTIVE:** CB 22 T.Brock, CB 25 C.Harris Jr., ILB 46 J.Holland, OLB 48 S.Barrett, ILB 54 B.Marshall, DE 57 D.Walker, G/C 74 N.Falah.

## SAN FRANCISCO 49ERS

### OFFENSE

**WR** 18 D. Pettis  
**LT** 74 L. Staley  
**LG** 75 L. Tomlinson  
**C** 58 W. Richburg  
**RG** 68 M. Person  
**RT** 69 M. McGlinchey  
**TE** 85 G. Kittle  
**WR** 84 K. Bourne  
**RB** 41 J. Wilson  
**FB** 44 K. Juszczyk  
**QB** 4 N. Mullens

### DEFENSE

**LDE** 94 S. Thomas  
**LDT** 93 D. Jones  
**RDT** 99 D. Buckner  
**RDE** 91 A. Armstead  
**SAM** 53 M. Nzeocha  
**MIKE** 48 F. Warner  
**WILL** 47 E. Lee  
**LCB** 25 R. Sherman  
**RCB** 23 A. Witherspoon  
**FS** 38 A. Exum  
**SS** 36 M. Harris

**49ERS SUBSTITUTIONS:** P 5 B.Pinoin, K 9 R.Gould, WR 11 M.Goodwin, WR 13 R.James, CB 26 G.Mabin, DB 32 D.Reed, DB 33 T.Moore, DB 35 G.Igwebuike, LS 40 C.Holba, RB 43 M.Dayes, RB 46 A.Morris, DL 54 C.Marsh, DE 55 P.Taumoepeanu, LB 57 J.Onwualu, G 65 J.Garnett, OL 76 G.Gilliam, DT 77 J.Taylor, WR 81 T.Taylor, TE 82 R.Dwellye, TE 88 G.Celek, NT 90 E.Mitchell, DL 98 R.Blair. **DID NOT PLAY:** QB 3 C.Beathard, LB 51 M.Smith. **INACTIVE:** WR 15 P.Garcon, RB 22 M.Breida, CB 24 K.Williams, S 29 J.Tartt, OL 62 E.Magnuson, T 78 S.Coleman, DL 96 S.Day.

		1	2	3	4	OT	TOTAL	FIELD GOALS (made ( ) & missed)		
<b>VISITOR:</b>	Denver Broncos	0	0	7	7	0	14			
<b>HOME:</b>	San Francisco 49ers	3	17	0	0	0	20	R.Gould	(40) (29)	
Team	Qtr	Clock Time	PLAY DESCRIPTION (Extra Point) (Drive Info)					SCORE		
49ers	1	10:23	R.Gould 40 yd. Field Goal (9-56, 4:37)					0	3	
49ers	2	13:01	R.Gould 29 yd. Field Goal (7-69, 4:09)					0	6	
49ers	2	9:47	G.Kittle 85 yd. pass from N.Mullens (R.Gould kick) (1-85, 0:13)					0	13	
49ers	2	0:08	D.Pettis 1 yd. pass from N.Mullens (R.Gould kick) (7-72, 0:59)					0	20	
Broncos	3	6:05	P.Lindsay 3 yd. run (B.McManus kick) (11-56, 4:54)					7	20	
Broncos	4	3:53	D.Hamilton 1 yd. pass from C.Keenum (B.McManus kick) (14-69, 3:02)					14	20	

FINAL INDIVIDUAL STATISTICS																			
Denver Broncos										San Francisco 49ers									
RUSHING	ATT	YDS	AVG	LG	TD	RUSHING	ATT	YDS	AVG	LG	TD	RUSHING	ATT	YDS	AVG	LG	TD	RUSHING	ATT
R. Freeman	6	36	6.0	23	0	J. Wilson	23	90	3.9	11	0	N. Mullens	33	20	332	3/27	2	85	1
P. Lindsay	1	30	2.1	5	1	A. Morris	5	-10	-2.0	-1	0	N. Mullens	5	-10	-2.0	-1	0	0	0
C. Keenum	4	24	6.0	16	0														
T. Patrick	1	11	11.0	11	0														
A. Janovich	1	3	3.0	3	0														
C. Sutton	1	-1	-1.0	-1	0														
TOTAL	27	103	3.8	23	1	TOTAL	30	84	2.8	11	0	TOTAL	30	84	2.8	11	0	0	0
PASSING	ATT	CMP	YDS	TD	LG	INT	Rtg.	PASSING	ATT	CMP	YDS	TD	LG	INT	Rtg.	PASSING	ATT	CMP	YDS
C. Keenum	42	24	186	2/15	1	21	0	76.1	N. Mullens	33	20	332	3/27	2	85	1	102.1	N. Mullens	33
TOTAL	42	24	186	2/15	1	21	0	76.1	TOTAL	33	20	332	3/27	2	85	1	102.1	TOTAL	33
PASS RECEIVING	TAR	NO	YDS	AVG	LG	TD	PASS RECEIVING	TAR	NO	YDS	AVG	LG	TD	PASS RECEIVING	TAR	NO	YDS	AVG	LG
T. Patrick	10	7	85	12.1	21	0	G. Kittle	9	7	210	30.0	85	1	D. Pettis	7	3	49	16.3	31
D. Hamilton	9	7	47	6.7	18	1	D. Pettis	9	7	210	30.0	85	1	K. Bourne	4	2	22	11.0	12
P. Lindsay	7	4	21	5.3	9	0	K. Juszczyk	3	2	21	10.5	17	0	M. Goodwin	2	2	20	10.0	13
C. Sutton	6	2	14	7.0	10	0	J. Wilson	2	1	6	6.0	6	0	A. Morris	1	1	3	3.0	3
D. Booker	2	2	11	5.5	7	0	T. Taylor	2	1	6	6.0	6	0	J. Staley	1	1	-5	-5.0	-5
B. Parker	2	1	5	5.0	5	0	A. Morris	1	1	3	3.0	3	0	TOTAL	32	20	332	16.6	85
M. LaCosse	1	1	3	3.0	3	0	J. Staley	1	1	-5	-5.0	-5	0	TOTAL	32	20	332	16.6	85
TOTAL	38	24	186	7.8	21	1	TOTAL	32	20	332	16.6	85	2	TOTAL	32	20	332	16.6	85
INTERCEPTIONS	NO	YDS	AVG	LG	TD	INTERCEPTIONS	NO	YDS	AVG	LG	TD	INTERCEPTIONS	NO	YDS	AVG	LG	TD	INTERCEPTIONS	NO
D. Stewart	1	0	0.0	0	0														
TOTAL	1	0	0.0	0	0	TOTAL	0	0	—	—	0	TOTAL	0	0	—	—	0	0	0
PUNTING	NO	YDS	AVG	NET	TB	IN20	LG	PUNTING	NO	YDS	AVG	NET	TB	IN20	LG	PUNTING	NO	YDS	AVG
C. Wadman	6	287	47.8	40.2	1	2	55	B. Pinion	5	210	42.0	34.0	1	1	47	B. Pinion	5	210	42.0
TOTAL	6	287	47.8	40.2	1	2	55	TOTAL	5	210	42.0	34.0	1	1	47	TOTAL	5	210	42.0
PUNT RETURNS	NO	YDS	AVG	FC	LG	TD	PUNT RETURNS	NO	YDS	AVG	FC	LG	TD	PUNT RETURNS	NO	YDS	AVG	FC	LG
R. Cracraft	3	20	6.7	1	20	0	T. Taylor	2	26	13.0	1	18	0	R. James	1	0	0.0	0	0
TOTAL	3	20	6.7	1	20	0	TOTAL	3	26	8.7	1	18	0	TOTAL	3	26	8.7	1	18
KICKOFF RETURNS	NO	YDS	AVG	FC	LG	TD	KICKOFF RETURNS	NO	YDS	AVG	FC	LG	TD	KICKOFF RETURNS	NO	YDS	AVG	FC	LG
B. Langley	3	44	14.7	0	18	0	R. James	3	46	15.3	0	20	0	B. Langley	3	44	14.7	0	18
D. Booker	1	22	22.0	0	22	0								D. Booker	1	22	22.0	0	22
R. Cracraft	1	0	0.0	0	0	0								R. Cracraft	1	0	0.0	0	0
TOTAL	5	66	13.2	0	22	0	TOTAL	3	46	15.3	0	20	0	TOTAL	5	66	13.2	0	22
Denver Broncos	Fumbles	Own Rec.	Yds	TD	FF	Opp. Rec.	Yds	TD	Out Bnds	San Francisco 49ers	Fumbles	Own Rec.	Yds	TD	FF	Opp. Rec.	Yds	TD	Out Bnds
C. Keenum	2	0	2	0	0	0	0	0	0	R. James	1	0	1	0	0	0	0	0	0
B. Langley	1	0	0	0	0	0	0	0	0	M. Goodwin	1	0	0	0	0	0	0	0	1
T. Patrick	1	0	0	0	0	0	0	0	1	J. Wilson	1	0	0	0	0	0	0	0	0
S. Cravens	0	0	1	0	0	0	0	0	0	K. Bourne	0	0	1	0	0	0	0	0	0
B. Roby	0	0	0	0	1	0	0	0	0	J. Onwualiu	0	0	0	0	1	0	0	0	0
										D. Reed	0	0	0	0	1	0	0	0	0
										J. Taylor	0	0	0	0	1	0	0	0	0
TOTAL	4	0	3	0	0	2	0	0	1	TOTAL	3	0	2	0	2	0	0	0	1

FINAL TEAM STATISTICS									
	BRONCOS		49ERS			BRONCOS		49ERS	
TOTAL FIRST DOWNS	22	24			FGs - PATs Had Blocked	0-0	0-0		
By Rushing	8	3			Net Punting Average	40.2	34.0		
By Passing	9	15			TOTAL RETURN YARDAGE (Not Including Kickoffs)	20	26		
By Penalty	5	6			No. and Yards Punt Returns	3-20	3-26		
THIRD DOWN EFFICIENCY	2-15-13%	4-13-31%			No. and Yards Kickoff Returns	5-66	3-46		
FOURTH DOWN EFFICIENCY	5-7-71%	0-1-0%			No. and Yards Interception Returns	1-0	0-0		
TOTAL NET YARDS	274	389			PENALTIES Number and Yards	11-62	11-87		
Total Offensive Plays (inc. times thrown passing)	71	66			FUMBLES Number and Lost	4-0	3-0		
Average gain per offensive play	3.9	5.9			TOUCHDOWNS	2	2		
NET YARDS RUSHING	103	84			Rushing	1	0		
Total Rushing Plays	27	30			Passing	1	2		
Average gain per rushing play	3.8	2.8			EXTRA POINTS Made-Attempts	2-2	2-2		
Tackles for a loss-number and yards	3-5	2-5			Kicking Made-Attempts	2-2	2-2		
NET YARDS PASSING	171	305			FIELD GOALS Made-Attempts	0-0	2-2		
Times thrown - yards lost attempting to pass	2-15	3-27			RED ZONE EFFICIENCY	2-2-100%	1-2-50%		
Gross yards passing	186	332			GOAL TO GO EFFICIENCY	2-2-100%	1-1-100%		
PASS ATTEMPTS-COMPLETIONS-HAD INTERCEPTED	42-24-0	33-20-1			SAFETIES	0	0		
Avg gain per pass play (inc.# thrown passing)	3.9	8.5			FINAL SCORE	14	20		
KICKOFFS Number-In End Zone-Touchbacks	3-0-0	5-0-0			TIME OF POSSESSION	29:19	30:41		
PUNTS Number and Average	6-47.8	5-42.0							
Had Blocked	0	0							

BRONCOS DEFENSIVE STATISTICS																	
(Press Box Totals)																	
PLAYER	UT	A	TT	S-YDS	I	PD	FF	FR	PLAYER	UT	A	TT	S-YDS	I	PD	FF	FR
T. Davis	5	3	8	0-0	0	0	0	0	D. Peko Sr.	2	1	3	0-0	0	1	0	0
D. Wolfe	5	1	6	0-0	0	0	0	0	A. Gotsis	2	1	3	0-0	0	1	0	0
J. Simmons	5	1	6	0-0	0	0	0	0	S. Cravens	2	0	2	0-0	0	0	0	0
J. Jewell	3	2	5	0-0	0	1	0	0	Z. Kerr	1	1	2	0-0	0	0	0	0
D. Stewart	4	0	4	0-0	1	1	0	0	W. Parks	1	0	1	0-0	0	0	0	0
B. Roby	4	0	4	0-0	0	0	1	0	J. Taylor	1	0	1	0-0	0	0	1	0
S. Harris	3	1	4	0-0	0	2	0	0	D. Thomas	1	0	1	0-0	0	0	0	0
V. Miller	3	0	3	1-9	0	0	0	0	S. Ray	1	0	1	0-0	0	0	0	0
B. Chubb	2	1	3	2-18	0	0	0	0	TEAM TOTALS	45	12	57	3-27	1	6	2	0





## Browns 17, Broncos 16

Saturday, Dec. 15, 2018 • 6:22 p.m. MST • Broncos Stadium at Mile High • Denver

WEATHER: Partly Cloudy, 46°, Wind 0 mph • TIME: 3:06 • ATTENDANCE: 76,596

The Denver Broncos lost their second consecutive game and fell to 6-8 on the season with a 17-16 defeat to the Cleveland Browns at Broncos Stadium at Mile High.

The loss snapped Denver's 11-game winning streak against the Browns and marked the team's first home loss to Cleveland since 1990.

In the loss, Broncos linebacker Von Miller posted his 98th career sack to pass Simon Fletcher for the most sacks in franchise history. He also moved into a tie with linebacker Joey Porter for 33rd on the NFL's all-time sack list.

The Browns opened the scoring on their first offensive drive with a 31-yard touchdown strike from rookie quarterback Baker Mayfield to wide receiver Breshad Perriman.

Following a pair of three-and-outs from the Denver offense to start the game, the unit rattled off a 13-play, 54-yard scoring drive on its third possession to tie the game at 7-7. Quarterback Case Keenum capped off the drive with a 1-yard touchdown run.

Denver took its first lead midway through second quarter on a 44-yard field goal, but the Browns would tie the game at 10-10 with a field goal of their own prior to the end of the first half.

Following a third-quarter ejection of Jamar Taylor and injury to Bradley Roby, Denver found itself down to just one available cornerback, Tramaine Brock, for an extended period in the second half.

The Broncos went up 13-10 late in the third quarter, but Cleveland took advantage of Denver's depleted pass defense and took a 17-13 lead just minutes later.

With 4:35 remaining and the offense facing 4th-and-1 at Cleveland's 6-yard line, the Broncos opted for a field goal and cut the Browns' lead to 17-16.

On Cleveland's ensuing possession, defensive end Adam Gotsis stuffed a run attempt on 4th-and-1 deep in Denver territory and set the offense up for a potential game-winning drive with 1:49 remaining.

The Broncos marched 37 yards in eight plays but couldn't convert a 4th-and-10 from the 50-yard line, putting an end to Denver's comeback attempt.

A Browns rushing attack that entered the game ranked seventh in the league had an uncharacteristically inefficient day, rushing for just 32 yards on 20 carries (1.6 avg).

Further impeding the offense, Keenum's five-game turnover-free streak came to an end as he threw two interceptions. He passed for 257 yards with the two interceptions on 31-of-48 passing (64.5%).

Defensively, Gotsis tallied his second sack of the season—a strip-sack of Mayfield in third quarter—and second-year safety Dymonte Thomas recorded his first career interception late in the second quarter.

### OFFICIALS:

**Referee** — Clay Martin (19); **Umpire** — Fred Bryan (11); **Down Judge** — Danny Short (113); **Line Judge** — Kent Payne (79); **Field Judge** — Mike Weatherford (116); **Side Judge** — Brad Freeman (88); **Back Judge** — Greg Wilson (119); **Replay** — Larry Nemmers

### DENVER BRONCOS

#### OFFENSE

<b>WR</b> 17	D. Hamilton
<b>LT</b> 72	G. Bolles
<b>LG</b> 77	B. Turner
<b>C</b> 60	C. McGovern
<b>RG</b> 68	E. Wilkinson
<b>RT</b> 66	J. Veldheer
<b>TE</b> 83	M. LaCrosse
<b>WR</b> 14	C. Sutton
<b>RB</b> 30	P. Lindsay
<b>QB</b> 4	C. Keenum
<b>FB</b> 32	A. Janovich

#### DEFENSE

<b>DE</b> 95	D. Wolfe
<b>NT</b> 94	D. Peko Sr.
<b>SLB</b> 55	B. Chubb
<b>WLB</b> 58	V. Miller
<b>ILB</b> 51	T. Davis
<b>ILB</b> 54	B. Marshall
<b>DB</b> 34	W. Parks
<b>LCB</b> 29	B. Roby
<b>RCB</b> 22	T. Brock
<b>SS</b> 26	D. Stewart
<b>FS</b> 31	J. Simmons

**BRONCOS SUBSTITUTIONS:** P 3 C.Wadman, K 8 B.McManus, WR 11 R.Cracraft, WR 19 A.Holmes, RB 23 D.Booker, CB 27 B.Langley, RB 28 R.Freeman, S 35 D.Thomas, DB 36 T.Marshall, DB 39 J.Taylor, ILB 40 K.Bierria, LS 42 C.Kreiter, ILB 43 J.Jones, ILB 46 J.Holland, ILB 47 J.Jewell, G 70 S.Jones, G 75 G.Gradkowski, WR 81 T.Patrick, TE 85 T.Hemingway, TE 89 B.Parker, DE 92 Z.Kerr, NT 96 S.Harris, DE 99 A.Gotsis. **DID NOT PLAY:** QB 9 K.Hogan. **INACTIVE:** S 21 S.Cravens, CB 25 C.Harris Jr., CB 41 I.Yiadom, OLB 48 S.Barrett, OLB 56 S.Ray, DE 57 D.Walker, G/C 74 N.Falah.

### CLEVELAND BROWNS

#### OFFENSE

<b>WR</b> 80	J. Landry
<b>LT</b> 78	G. Robinson
<b>LG</b> 75	J. Bitonio
<b>C</b> 64	J. Tretter
<b>RG</b> 70	K. Zeidler
<b>RT</b> 74	C. Hubbard
<b>TE</b> 85	D. Njoku
<b>WR</b> 11	A. Callaway
<b>QB</b> 6	B. Mayfield
<b>RB</b> 24	N. Chubb
<b>WR</b> 19	B. Perriman

#### DEFENSE

<b>DE</b> 95	M. Garrett
<b>DT</b> 65	L. Ogunjobi
<b>DT</b> 93	T. Coley
<b>DE</b> 90	E. Ogbah
<b>WILL</b> 54	T. Vallejo
<b>MIKE</b> 53	J. Schobert
<b>SAM</b> 51	J. Collins Sr.
<b>CB</b> 39	T. Mitchell
<b>CB</b> 38	T. Carrie
<b>S</b> 23	D. Randall
<b>S</b> 22	J. Peppers

**BROWNS SUBSTITUTIONS:** P 4 B.Colquitt, K 17 G.Joseph, WR 18 D.Ratley, DB 20 B.Boddy-Calhoun, RB 25 D.Hilliard, DB 26 D. Kindred, DB 27 T.Thomas, RB 29 D.Johnson, DB 31 J.Burris, DB 35 J.Whitehead, LS 47 C.Hughlett, DL 50 C.Smith, LB 52 R.Armstrong, LB 55 G.Avery, ILB 56 X.Woodson-Luster, LB 59 D.Hines, G 68 K.Kalis, OL 71 E.Wattford, WR 81 R.Higgins, TE 87 S.DeValve, TE 88 D.Fells, DL 91 B.Price, DL 97 A.Zettel. **DID NOT PLAY:** QB 5 T.Taylor. **INACTIVE:** QB 9 D.Stanton, DB 21 D.Ward, DB 33 P.Gaines, OL 63 A.Corbett, OL 69 D.Harrison, DL 92 C.Thomas, DL 94 C.Davis.

		1	2	3	4	OT	TOTAL	FIELD GOALS (made ( ) & missed)	
<b>VISITOR:</b>	Cleveland Browns	7	3	0	7	0	17	G.Joseph	(40)
<b>HOME:</b>	Denver Broncos	7	3	3	3	0	16	B.McManus	(44) (42) (29)

Team	Qtr	Clock Time	PLAY DESCRIPTION (Extra Point) (Drive Info)	SCORE Visitor	Home
Browns	1	11:49	B.Perriman 31 yd. pass from B.Mayfield (G.Joseph kick) (4-51, 1:23)	7	0
Broncos	1	3:18	C.Keenum 1 yd. run (B.McManus kick) (13-88, 6:37)	7	7
Browns	2	8:16	B.McManus 44 yd. Field Goal (12-61, 6:44)	7	10
Browns	2	4:53	G.Joseph 40 yd. Field Goal (9-53, 3:23)	10	10
Broncos	3	1:41	B.McManus 42 yd. Field Goal (8-36, 4:08)	10	13
Browns	4	11:44	A.Callaway 2 yd. pass from B.Mayfield (G.Joseph kick) (6-48, 2:57)	17	13
Broncos	4	4:35	B.McManus 29 yd. Field Goal (13-64, 7:09)	17	16

## FINAL INDIVIDUAL STATISTICS

Cleveland Browns										Denver Broncos											
RUSHING										RUSHING											
N. Chubb	20	100	5.0	40	0	P. Lindsay					14	24	1.7	11	0						
D. Johnson	4	28	7.0	15	0	R. Freeman					4	7	1.8	6	0						
B. Mayfield	4	6	1.5	9	0	C. Keenum					2	1	0.5	1	1						
TOTAL	28	134	4.8	40	0	TOTAL					20	32	1.6	11	1						
PASSING										PASSING											
B. Mayfield	31	18	188	2/13	1	21	0	76.1	C. Keenum					48	31	257	2/19	0	24	2	60.9
TOTAL	31	18	188	2/13	1	21	0	76.1	TOTAL					48	31	257	2/19	0	24	2	60.9
PASS RECEIVING										PASS RECEIVING											
A. Callaway	7	5	35	7.0	12	1	D. Hamilton					12	7	46	6.6	14	0				
D. Johnson	5	4	25	6.3	10	0	T. Patrick					8	5	65	13.0	24	0				
J. Landry	8	3	37	12.3	19	0	C. Sutton					6	5	42	8.4	13	0				
D. Njoku	5	3	30	10.0	20	0	M. LaCosse					6	4	43	10.8	14	0				
R. Higgins	3	2	30	15.0	19	0	P. Lindsay					6	4	20	5.0	16	0				
B. Perriman	2	1	31	31.0	31	1	B. Parker					2	2	18	9.0	11	0				
					D. Booker					3	2	17	8.5	15	0						
					A. Holmes					1	1	5	5.0	5	0						
					R. Freeman					1	1	1	1.0	1	0						
					TOTAL					45	31	257	8.3	24	0						
TOTAL	31	18	188	10.4	31	2	TOTAL					45	31	257	8.3	24	0				
INTERCEPTIONS										INTERCEPTIONS											
J. Peppers	1	0	0.0	0	0	Dy. Thomas					1	0	0.0	0	0						
T. Carrie	1	0	0.0	0	0																
TOTAL	2	0	0.0	0	0	TOTAL					0	0	0.0	0	0						
PUNTING										PUNTING											
B. Colquitt	4	194	48.5	48.5	0	2	56	C. Wadman					3	124	41.3	38.3	0	0	46		
TOTAL	4	194	48.5	48.5	0	2	56	TOTAL					3	124	41.3	38.3	0	0	46		
PUNT RETURNS										PUNT RETURNS											
J. Peppers	2	9	4.5	0	8	0	R. Cracraft					2	0	0.0	2	0					
TOTAL	2	9	4.5	0	8	0	TOTAL					2	0	0.0	2	0					
KICKOFF RETURNS										KICKOFF RETURNS											
D. Hilliard	1	31	31.0	0	31	0	D. Booker					1	35	35.0	0	35	0				
D. Booker	1	17	17.0	0	17	0															
TOTAL	2	48	24.0	0	31	0	TOTAL					1	35	35.0	0	35	0				
Cleveland Browns										Denver Broncos											
FUMBLES	Fum	Lost	Rec.	Yds	TD	FF	Rec.	Yds	TD	Bnds	FUMBLES	Fum	Lost	Rec.	Yds	TD	FF	Rec.	Yds	TD	Bnds
B. Mayfield	1	1	0	0	0	0	0	0	0	0	A. Gotsis	0	0	0	0	0	1	0	0	0	0
											D. Wolfe	0	0	0	0	0	1	0	0	0	0
TOTAL	1	1	0	0	0	0	0	0	0	0	TOTAL	0	0	0	0	0	1	1	0	0	0