



SAINT THOMAS SPORTS PARK | 460 Great Circle Road | Nashville, TN 37228 | 615-565-4100 | TitansOnline.com | @Titans

ROBBIE BOHREN Senior Director of Communications | DWIGHT SPRADLIN Assistant Director of Media Relations  
JARED PUFFER Media Relations Manager | KIM SMITH Media Relations Assistant

FOR IMMEDIATE RELEASE

SEPTEMBER 4, 2017



# TITANS HOST RAIDERS TO OPEN REGULAR SEASON



Tennessee Titans (0-0) vs. Oakland Raiders (0-0)

Sunday, Sept. 10, 2017 • Noon CDT • Nissan Stadium • Nashville, Tenn. • TV: CBS

## 2017 TITANS SCHEDULE

### PRESEASON

Day	Date	Opponent	Result	Score
Sat.	Aug. 12	at N.Y. Jets	L	3-7
Sat.	Aug. 19	CAROLINA	W	34-27
Sun.	Aug. 27	CHICAGO	L	7-19
Thur.	Aug. 31	at Kansas City	L	6-30

### REGULAR SEASON

Day	Date	Opponent	Kickoff	TV
Sun.	Sept. 10	OAKLAND	Noon	CBS
Sun.	Sept. 17	at Jacksonville	Noon	CBS
Sun.	Sept. 24	SEATTLE	3:05 p.m.	FOX
Sun.	Oct. 1	at Houston	Noon	CBS
Sun.	Oct. 8	at Miami	Noon*	CBS
Mon.	Oct. 16	INDIANAPOLIS	7:30 p.m.	ESPN
Sun.	Oct. 22	at Cleveland	Noon*	CBS
Sun.	Oct. 29	Bye		
Sun.	Nov. 5	BALTIMORE	Noon*	CBS
Sun.	Nov. 12	CINCINNATI	Noon*	FOX
Thur.	Nov. 16	at Pittsburgh	7:25 p.m.	NBC/NFLN
Sun.	Nov. 26	at Indianapolis	Noon*	CBS
Sun.	Dec. 3	HOUSTON	Noon*	CBS
Sun.	Dec. 10	at Arizona	3:05 p.m.*	CBS
Sun.	Dec. 17	at San Francisco	3:25 p.m.*	CBS
Sun.	Dec. 24	L.A. RAMS	Noon*	FOX
Sun.	Dec. 31	JACKSONVILLE	Noon*	CBS

All kickoff times Central \* Time subject to change

## AFC SOUTH PRESEASON STANDINGS

Team	W	L	T	Pct
Indianapolis Colts	2	2	0	.500
Jacksonville Jaguars	2	2	0	.500
Houston Texans	1	2	1	.375
Tennessee Titans	1	3	0	.250

**THIS WEEK (central time):** Oak at Ten (Sun 12:00), Jax at Hou (Sun 12:00), Ind at LAR (Sun 3:05)

**NEXT WEEK (central time):** Hou at Cin (Thu 7:25), Ten at Jax (Sun 12:00), Ari at Ind (Sun 12:00)

NASHVILLE — The Tennessee Titans (0-0) open the 2017 regular season at home this week against the Oakland Raiders (0-0). Kickoff at Nissan Stadium (capacity 69,143) is scheduled for noon CDT on Sunday, Sept. 10.

This is the 50th all-time meeting between the former American Football League rivals, including regular season and playoff games. In 2016, the Raiders beat the Titans at Nissan Stadium by a final score of 17-10 (Sept. 25). Nine of the previous 49 battles have taken place in Week 1, with the Titans owning a 6-3 advantage. Most recently, the Titans hosted the Raiders on Kickoff Weekend in 2010 and prevailed 38-13.

The Titans are 30-27 all-time in Week 1, including a 5-4 Kickoff Weekend record at Nissan Stadium. They won three consecutive openers on the road from 2013–2015 (at Pittsburgh, at Kansas City and at Tampa Bay) before falling at home to the Minnesota Vikings in Week 1 last season.

### THE BROADCAST

The game will be televised regionally on CBS, including Nashville affiliate WTVF NewsChannel 5. Play-by-play announcer **Jim Nantz** and analyst **Tony Romo** will call the action, and **Tracy Wolfson** will report from the sidelines.

The Titans Radio Network, including Nashville flagship 104.5 The Zone, will carry the game across the Mid-South with the "Voice of the Titans" **Mike Keith**, analyst **Dave McGinnis**, gameday host **Rhett Bryan** and sideline reporter **Jonathan Hutton**.

### LP PENCIL BOX SCHOOL SUPPLY DRIVE

Fans attending the game are encouraged to participate in the LP PENCIL Box School Supply Drive. LP PENCIL Box, a collaborative non-profit venture between PENCIL Foundation and LP Building Products, offers Nashville Metro teachers the opportunity to acquire school supplies for the city's most in-need children. Collection locations will be positioned outside of Nissan Stadium to collect donated items such as pencil boxes, paper towels, backpacks, construction paper, notebook paper, art supplies, primary tablets, kleenex and classroom cleaning supplies.

### TITANS ENTER YEAR 2 UNDER MULARKEY

**Mike Mularkey** enters his second full season as head coach after leading the Titans to a 9-7 record in 2016, tripling the win total from 2015. The six-win improvement tied for the most in franchise history (1967 and 1974).

Last year's squad defeated six teams with winning records—Detroit, Miami, Green Bay, Denver, Kansas City and Houston—to tie the Dallas Cowboys for the most such victories in the NFL. Five of those wins were against playoff teams (all but Denver), which tied the Packers' total for the most in the league. This year's team will be tested similarly in the early stages, as four of the Titans' first five regular season opponents—Oakland, Seattle, Houston and Miami—made the playoffs in 2016.

Quarterback **Marcus Mariota** has fully recovered from a right fibula injury that prematurely ended his second NFL campaign. His 2016 passing statistics—3,426 yards and 26 touchdowns with nine interceptions—were among the franchise's all-time best for a single season, and his touchdown total finished fourth in team history. **Steve McNair** (100.4 passer rating in 2003) and **Warren Moon** (96.8 passer rating in 1990) are the only two quarterbacks in franchise history to complete a season with a better passer rating than Mariota's 95.6 in 2016.

Mariota has several new teammates scheduled to make their debut in Two-Tone Blue this week. General manager **Jon Robinson's** free agent acquisitions during his second offseason with the team included cornerback **Logan Ryan** (from New England), safety **Johnathan Cyprien** (Jacksonville), nose tackle **Sylvester Williams** (Denver) and wide receiver **Eric Decker** (New York Jets). In the 2017 NFL Draft, Robinson used first-round picks on wide receiver **Corey Davis** (fifth overall) and cornerback **Adoree' Jackson** (18th overall) and added wide receiver **Taywan Taylor** and tight end **Jonnu Smith** in the third round.

### THE RAIDERS

The Raiders are led by **Jack Del Rio**, who begins his third campaign with the Raiders and his 12th as a head coach in the NFL. In 2016, Del Rio guided his team to a 12-4 record and a Wild Card playoff berth, just missing out on the AFC West crown to the Kansas City Chiefs as a result of a tiebreaker. The 2016 squad included a league-best seven players who were named to the Pro Bowl.

Although quarterback **Derek Carr** was named to the Pro Bowl, he was unable to participate due to a broken fibula suffered in Week 16—the same day Mariota sustained a similar injury. Carr, now healthy, is the first quarterback in Raiders history to throw for 3,000 yards in each of his first three seasons and has orchestrated 12 career fourth-quarter comebacks/game-winning drives.



## FINGERTIP INFORMATION

Date of Game	Sept. 10, 2017
Kickoff Time	Noon CDT
Venue	Nissan Stadium
Tickets	(615) 565-4200
Location	Nashville, Tenn.
Opened in	1999
Capacity	69,143
Surface	Natural Grass

Home Team	Tennessee Titans (0-0)
Division	AFC South
Website	www.TitansOnline.com
Media Guide	www.TitansOnline.com/mediaguide
Twitter	@Titans
Facebook & Instagram	@titans
Snapchat	nfltitans
Franchise since	1960 (1960-96 Houston Oilers; 1997-98 Tennessee Oilers)
Ownership	Amy Adams Strunk (Controlling Owner and Co-Chairman, Board of Directors); Susie Adams Smith (Co-Chairman, Board of Directors); Kenneth S. Adams, IV (Board of Directors); Barclay Adams; Susan Lewis
President/CEO	Steve Underwood
EVP/General Manager	Jon Robinson
Head Coach	Mike Mularkey
Asst. Head Coach/Def. Coord.	Dick LeBeau
Offensive Coordinator	Terry Robiskie
2016 W-L Record	9-7
2016 NFL Offensive Rank	11 (Total), 3 (Rush), 25 (Pass)
2016 NFL Defensive Rank	20 (Total), 2 (Rush), 30 (Pass)

Visiting Team	Oakland Raiders (0-0)
Division	AFC West
Website	www.raiders.com
Franchise since	1960 (Los Angeles 1982-94)
Owner	Mark Davis
General Manager	Reggie McKenzie
President	Marc Badain
Head Coach	Jack Del Rio
Asst. Head Coach/Defense	John Pagano
Offensive Coordinator	Todd Downing
Defensive Coordinator	Ken Norton, Jr.
2016 W-L Record	12-4 (AFC Wild Card)
2016 NFL Offensive Rank	6 (Total), 6 (Rush), 13 (Pass)
2016 NFL Defensive Rank	26 (Total), 23 (Rush), 24 (Pass)

Television	CBS
Nashville Affiliate	WTVF NewsChannel 5
DirecTV Sunday Ticket	Ch. 709
Play-by-Play	Jim Nantz
Analyst	Tony Romo
Sideline Reporter	Tracy Wolfson

Radio	Titans Radio Network
Flagship	WGFX 104.5 FM-The Zone
Satellite Radio	Sirius 82, XM 82, SXM 82 (Internet 830)
Play-by-Play	Mike Keith
Analyst	Dave McGinnis
Gameday Host	Rhett Bryan
Sideline Reporter	Jonathan Hutton



## TITANS-RAIDERS SERIES AT A GLANCE

- **Overall series (regular & postseason):** Raiders lead 29-20
- **Regular season series:** Raiders lead 25-20
- **Postseason series:** Raiders lead 4-0
- **Total points:** Titans 1,095, Raiders 1,174
- **Current streak:** Two wins by Raiders
- **Titans at home vs. Raiders:** 15-13
- **Titans on the road vs. Raiders:** 5-16 (including 0-4 in playoffs)
- **Longest winning streak by Titans:** 4 (1961-62)
- **Longest losing streak by Titans:** 9 (1966-73)
- **Titans vs. Raiders at Nissan Stadium:** 4-3
- **Last time at Nissan Stadium:** RAIDERS 17 at Titans 10 (9-25-16)
- **Titans vs. Raiders at Oakland-Alameda Coliseum:** 2-11
- **Last time at Oakland-Alameda Coliseum:** TITANS 23 at Raiders 19 (11-24-13)
- **First time:** OILERS 37 at Raiders 22 (9/11/60)
- **Mike Mularkey's record vs. Raiders:** 0-5
- **Jack Del Rio's record vs. Titans:** 10-9
- **Mike Mularkey's record vs. Jack Del Rio:** 0-3

## A TITANS VICTORY WOULD ...

- Give the Titans four wins in their last five Week 1 games.
- Give the Titans five consecutive home wins, dating back to Oct. 27, 2016.
- Improve QB **Marcus Mariota's** starting record to 12-16.
- Improve **Mike Mularkey's** career record as a head coach to 28-46.
- Improve the Titans' all-time record against the Raiders to 21-29.
- Improve the Titans' all-time Kickoff Weekend record to 31-27, including an 11-8 Kickoff Weekend record in the Titans era (since 1999).
- Improve the Titans' record to 10-9 in regular season home openers at Nissan Stadium.
- Improve the Titans' all-time record at Nissan Stadium, including playoffs, to 82-67.

Referee . . . . . Jerome Boger

Umpire . . . . . Rich Hall  
 Down Judge . . . . . Ed Camp  
 Line Judge . . . . . Mike Carr  
 Field Judge . . . . . Eugene Hall  
 Side Judge . . . . . Walt Coleman IV  
 Back Judge . . . . . Tony Steratore  
 Replay Official . . . . . John McGrath

## Scheduled Gameday Promotions (subject to change)

**Charitable Drive** . . . . . LP PENCIL Box School Supply Drive  
**Fans Will Receive** . . . . . Sunglasses from CMT and Ticketmaster  
**Honorary 12th Titan** . . . . . Nashville Predators  
**National Anthem** . . . . . Jessie James Decker  
**Halftime Entertainment** . . . . . Hunter Hayes

## WHAT TO LOOK FOR THIS WEEK

- The Titans begin their 19th season at Nissan Stadium.
- Head coach **Mike Mularkey** and general manager **Jon Robinson** begin their second season together.
- QB **Marcus Mariota** can record his fourth career 300-yard passing game.
- RB **DeMarco Murray** can record his 27th career 100-yard rushing game (including one playoff game) and his sixth with the Titans.
- K **Ryan Succop** enters the game with a streak of 36 successful field goals from inside 50 yards, dating back to 2014. In 2016, he broke **Al Del Greco's** franchise record of 24 consecutive made field goals from inside 50 yards, set from 1995–1996.
- K **Ryan Succop** enters the game with a streak of 16 successful field goals of any distance. The streak is the seventh-longest of its kind in franchise history.
- TE **Delanie Walker** (23 touchdown receptions with the Titans) needs two touchdown receptions to tie **Drew Bennett** (25) for 10th all-time with the franchise.
- LB **Avery Williamson** (393 career tackles) needs seven tackles to reach 400 for his career.

## MOST RECENT MATCHUPS

### 2010 Week 1 • Sept. 12, 2010 • Raiders 13 at TITANS 38

Following an early turnover leading to an Oakland field goal, Vince Young finds Nate Washington for a 54-yard strike to ignite the Tennessee offense ... Back-to-back touchdown runs from Javon Ringer (15 yards) and Chris Johnson (76 yards) in the second quarter give the Titans control of the game with a 24-3 lead ... Johnson adds another score in the third quarter and Young connects with Bo Scaife on a one-yard touchdown pass to begin the fourth ... Young finishes 13-of-17 for 154 yards, two scores and no interceptions, while Johnson tallies 142 yards on 27 carries.

### 2013 Week 12 • Nov. 24, 2013 • TITANS 23 at Raiders 19

Ryan Fitzpatrick completes a 10-yard, game-winning touchdown pass to Kendall Wright with 0:10 remaining in regulation ... Rookie Justin Hunter scores on a 54-yard reception ... The Titans have a 300-yard passer (320 yards by Fitzpatrick) and two 100-yard receivers (103 by Wright, 109 by Hunter) for the first time since 2004 ... Rob Bironas makes all three field goal attempts, while Raiders kicker Sebastian Janikowski is four-of-six ... Rookie quarterback Matt McGloin makes his second career start for the Raiders.

### 2015 Week 12 • Nov. 29, 2015 • RAIDERS 24 at Titans 21

Raiders quarterback Derek Carr passes for 330 yards and three touchdowns, including the game-winner in the final two minutes ... Seth Roberts' game-clinching touchdown catch for the Raiders (12 yards) comes after a defensive holding call on the Titans on a fourth-down incompleteness ... Roberts (113) and Amari Cooper (115) each go over 100 receiving yards ... Marcus Mariota throws three touchdown passes but is intercepted twice ... Raiders outgain the Titans 407 yards to 249 and limit the Titans to 44 rushing yards.

### 2016 Week 3 • Sept. 25, 2016 • RAIDERS 17 at Titans 10

A late rally by the Titans comes up short, as a fourth-down pass by Marcus Mariota to Harry Douglas sails incomplete into the end zone with 12 seconds remaining ... The Titans rush for 181 yards, including 114 from DeMarco Murray, but commit three turnovers and eight penalties ... Two of their penalties come in the final minute inside the 20-yard line, including a touchdown-negating pass interference penalty ... The Raiders score touchdowns on a 22-yard run by Latavius Murray and a 19-yard reception by Seth Roberts.

## TITANS-RAIDERS SERIES HISTORY

Including the regular season and playoffs, this week marks the 50th all-time game between the Titans and Raiders organizations, two of the original eight members of the American Football League.

The rivalry has been filled with historically significant contests, including their very first matchup. On Sept. 11, 1960, the Houston Oilers defeated the Raiders 37-22 in the first game of either franchise's existence.

The Raiders currently hold a 29-20 advantage in the series, including a 4-0 mark in postseason play. The clubs have met in an AFL Playoff Game (1969), an AFL Championship Game (1967), an AFC Wild Card Game (1980) and most recently the 2002 AFC Championship Game.

The Raiders have a considerable lead in the series at home. The Oilers/Titans have won only five of 20 games on the road against the Raiders, including a mark of 2-11 at Oakland-Alameda County Coliseum.

The Titans have achieved their greatest margin of victory in a game against the Raiders — 55-0 on Sept. 9, 1961 — but also suffered their third-worst defeat against them — 56-7 in a playoff game on Dec. 21, 1969.

They played in every season from 2001-05, including two meetings during the 2002 campaign, both of which resulted in Titans losses at Oakland — the first in the regular season and the second in the AFC Championship Game.

The Titans won three consecutive battles with the Raiders from 2007–2013, but then the Raiders escaped Nissan Stadium with narrow victories in 2015 and 2016. On Nov. 29, 2015, Raiders quarterback **Derek Carr** orchestrated a 90-yard drive late in the fourth quarter, culminating with a touchdown pass to wide receiver **Seth Roberts** that provided a 24-21 win. On Sept. 25, 2016, the Raiders won 17-10 after a last-minute drive led by Titans quarterback **Marcus Mariota** came up short.

## ALL-TIME SERIES RESULTS

### TITANS vs. RAIDERS Raiders lead 29-20

Date	Site	W/L	Score	Date	Site	W/L	Score
9-11-60	Oak	W	37-22	12-28-80	Oak	L	7-27 (WC)
9-25-60	Hou	L	13-14	11-8-81	Hou	W	17-16
9-9-61	Hou	W	55-0	9-11-83	LA	L	6-20
12-17-61	Oak	W	47-16	9-2-84	Hou	L	14-24
11-11-62	Oak	W	28-20	10-26-86	Hou	L	17-28
12-9-62	Hou	W	32-17	9-11-88	Hou	W	38-35
9-7-63	Hou	L	13-24	11-19-89	Hou	W	23-7
12-22-63	Oak	L	49-52	9-1-91	Hou	W	47-17
9-19-64	Hou	W	42-28	10-30-94	LA	L	14-17
11-15-64	Oak	L	10-20	8-31-97	Ten	W	24-21 OT
9-26-65	Oak	L	17-21	12-9-99	Ten	W	21-14
11-7-65	Hou	L	21-33	12-22-01	Oak	W	13-10
9-10-66	Hou	W	31-0	9-29-02	Oak	L	25-52
11-6-66	Oak	L	23-38	1-19-03	Oak	L	24-41 (AFC)
12-10-67	Hou	L	7-19	9-7-03	Ten	W	25-20
12-31-67	Oak	L	7-40 (AFL)	12-19-04	Oak	L	35-40
9-29-68	Hou	L	15-24	10-30-05	Ten	L	25-34
9-14-69	Oak	L	17-21	10-28-07	Ten	W	13-9
12-21-69	Oak	L	7-56 (Div)	9-12-10	Ten	W	38-13
11-14-71	Oak	L	21-41	11-24-13	Oak	W	23-19
10-9-72	Hou	L	0-34	11-29-15	Ten	L	21-24
12-2-73	Hou	L	6-17	9-25-16	Ten	L	10-17
12-14-75	Hou	W	27-26				
9-26-76	Hou	L	13-14				
11-13-77	Oak	L	29-34				
10-8-78	Oak	L	17-21				
11-11-79	Hou	W	31-17				

AFL - AFL Championship Game  
Div - Divisional Playoff  
WC - Wild Card Game  
AFC - AFC Championship Game



# TITANS-RAIDERS: THE LAST MEETING



Titans 10, Raiders 17

2016 Week 3 • Sunday, Sept. 25, 2016 • 12:00 CDT • Nissan Stadium



## GAME RECAP

Despite efforts for a second consecutive, fourth quarter comeback win in the final two minutes of the game, the Tennessee Titans fell short to the Oakland Raiders in a 17-10 loss at Nissan Stadium.

The Titans struggled offensively most of the afternoon, punting away six of their 11 drives and losing three others on turnovers. However, the defense contained the high-powered Raiders' offense to a season-low 17 points including a second-half shut-out, giving the offense a chance at a late comeback.

In the third quarter, the Titans constructed their lone touchdown drive of the day on big plays from running back **DeMarco Murray**, a 36-yard sprint up the left side, and tight end **Jace Amaro** in his Titans debut, a 26-yard catch from quarterback **Marcus Mariota**. Murray capped the drive with a 5-yard scoring run, marking the first Tennessee rushing touchdown of the season.

At the start of the fourth quarter, Mariota was intercepted by Raiders cornerback **Sean Smith** at midfield, but linebacker **Avery Williamson** intercepted Raiders quarterback **Derek Carr** three plays later to regain possession and keep Tennessee within one score.

With 1:51 remaining, the Titans' offense returned to the field at their own 20-yard line and drove down to Oakland's 3-yard line on clutch receptions by receivers **Rishard Matthews**, **Harry Douglas** and **Tajae Sharpe**. However, an unnecessary roughness penalty on tackle **Taylor Lewan** pushed the Titans back to the 18-yard line and an offensive pass interference call negated a touchdown pass to receiver **Andre Johnson**.

Murray paced the offense in the loss with his team-best 155 yards from scrimmage, including 114 rushing yards, as he recorded his 22nd career 100-yard rushing game.

## SCORING

	1	2	3	4	Final
Oakland	7	10	0	0	17
Tennessee	3	0	7	0	10

TEAM	SCORING PLAY	TIME
Titans	R.Succop 34 yd. Field Goal	1-9:50
Raiders	L.Murray 22 yd. run (S.Janikowski kick)	1-8:19
Raiders	S.Janikowski 52 yd. Field Goal	2-8:13
Raiders	S.Roberts 19 yd. pass from D.Carr (S.Janikowski kick)	2-0:33
Titans	D.Murray 5 yd. run (R.Succop kick)	3-5:51

Missed FGs: None

Attendance: 62,370

Time of Game: 3:03

Weather: Sunny, 89° F, wind from NNE 2 mph

Referee: Tony Corrente

CLICK TO WATCH HIGHLIGHTS



## TEAM STATISTICS

	Raiders	Titans
TOTAL FIRST DOWNS	17	19
THIRD DOWN EFFICIENCY	5-13-38%	2-12-17%
FOURTH DOWN EFFICIENCY	0-0-0%	0-1-0%
TOTAL NET YARDS	368	393
Plays - Avg.	61-6.0	63-6.2
NET YARDS RUSHING	123	181
Rushes - Avg.	25-4.9	29-6.2
NET YARDS PASSING	245	212
Sacked - Yards Lost	1-4	1-2
PASS ATT-COMP-INT	35-21-1	33-17-2
PUNTS - Avg.	7-46.6	6-51.8
PUNT RETURNS - Yards	3-38	1-10
KICKOFF RETURNS - Yards	1-16	0-0
INTERCEPTIONS - Yards	2-12	1-0
PENALTIES - Yards	8-58	8-70
FUMBLES - Lost	0-0	2-1
TOUCHDOWNS	2	1
EXTRA POINTS Made-Attempts	2-2	1-1
FIELD GOALS Made-Attempts	1-1	1-1
RED ZONE EFFICIENCY	1-1-100%	1-3-33%
GOAL TO GO EFFICIENCY	0-0-0%	1-1-100%
SAFETIES	0	0
GIVEAWAYS	1	3
TAKEAWAYS	3	1
TIME OF POSSESSION	29:03	30:57

## RAIDERS STARTERS

OFFENSE			DEFENSE		
WR 15	M.Crabtree	DE 95	J.Ward		
LT 72	D.Penn	DT 92	S.McGee		
LG 70	K.Osemele	NT 78	J.Ellis		
C 61	R.Hudson	DE 52	K.Mack		
RG 66	G.Jackson	SLB 51	B.Irvin		
RT 71	M.Watson	MLB 57	C.James		
TE 86	L.Smith	WLB 53	M.Smith		
WR 89	A.Cooper	LCB 29	D.Amerson		
QB 4	D.Carr	SS 42	K.Joseph		
RB 28	L.Murray	FS 27	R.Nelson		
WR 10	S.Roberts	RCB 21	S.Smith		

## TITANS STARTERS

OFFENSE			DEFENSE		
WR 18	R.Matthews	DE 90	D.Jones		
TE 89	P.Superfaw	DT 99	J.Casey		
LT 77	T.Lewan	OLB 91	D.Morgan		
LG 67	Q.Spain	ILB 55	S.Spence		
C 60	B.Jones	ILB 54	A.Williamson		
RG 64	J.Kline	OLB 98	B.Orakpo		
RT 78	J.Conklin	CB 20	P.Cox		
WR 19	T.Sharpe	SS 21	D.Searcy		
QB 8	M.Mariota	FS 25	R.Johnson		
FB 45	J.Fowler	CB 30	J.McCourt		
RB 29	D.Murray	CB 23	B.McCain		

## RAIDERS INDIVIDUAL STATISTICS

Rushing	Att	Yds	Avg	Lg	TD
D.Washington	6	57	9.5	30	0
L.Murray	10	37	3.7	22	1
J.Richard	6	28	4.7	10	0
J.Holton	1	2	2.0	2	0
J.Olawale	1	0	0.0	0	0
D.Carr	1	-1	-1.0	-1	0
Total	25	123	4.9	30	1

Passing	Att	Cmp	Yds	TD	Lg	IN	Rt
D.Carr	35	21	249	1	31	1	79.3
Total	35	21	249	1	31	1	79.3

Receiving	Att	Yds	Avg	Lg	TD
M.Crabtree	8	102	12.8	31	0
A.Cooper	4	62	15.5	25	0
S.Roberts	2	27	13.5	19	1
C.Walford	2	27	13.5	21	0
J.Richard	1	13	13.0	13	0
A.Holmes	1	8	8.0	8	0
D.Washington	1	5	5.0	5	0
L.Smith	1	4	4.0	4	0
L.Murray	1	1	1.0	1	0
Total	21	249	11.9	31	1

Interceptions	No	Yds	Avg	Lg	TD
R.Nelson	1	12	12	12	0
S.Smith	1	0	0.0	0	0
Total	2	12	6.0	12	0

## Leading Tacklers (Press Box Totals)

K.Joseph 10-6-4, C.James 6-6-0, R.Nelson 6-4-2.

Sacks: D.Autry 1.

FF: B.Irvin 1. FR: R.Nelson 1.

## TITANS INDIVIDUAL STATISTICS

Rushing	Att	Yds	Avg	Lg	TD
D.Murray	16	114	7.1	36	1
D.Henry	10	45	4.5	13	0
M.Mariota	3	22	7.3	9	0
Total	29	181	6.2	36	1

Passing	Att	Cmp	Yds	TD	Lg	IN	Rt
M.Mariota	33	17	214	0	26	2	46.8
Total	33	17	214	0	26	2	46.8

Receiving	Att	Yds	Avg	Lg	TD
D.Murray	5	41	8.2	16	0
J.Amaro	3	59	19.7	26	0
T.Sharpe	3	48	16.0	23	0
R.Matthews	3	32	10.7	14	0
H.Douglas	2	20	10.0	25	0
J.Fowler	1	14	14.0	14	0
Total	17	214	12.6	26	0

Interceptions	No	Yds	Avg	Lg	TD
A.Williamson	1	0	0.0	0	0
Total	1	0	0.0	0	0

## Leading Tacklers (Coaching Totals)

A.Williamson 13-4-9, J.McCourt 7-3-4, P.Cox 6-6-0.

Sacks: B.Orakpo 1.

FF: None. FR: None.

GAME PREVIEW

TEAM NOTES

PLAYER NOTES

MEDIA

STATISTICS

ROSTERS

## 2016 TALE OF THE TAPE

OFFENSE	Oak.	Tenn.	NFL/Avg
GAMES (Won-Lost)	12-4	9-7	---
FIRST DOWNS	334	322	324.4
Rushing	98	115	94.9
Passing	198	175	199.0
Penalty	38	32	30.4
YDS GAINED (tot)	5973	5728	5606.3
Avg per Game	373.3	358.0	350.4
RUSHING (net)	1922	2187	1742.6
Avg per Game	120.1	136.7	108.9
Rushes	434	476	416.3
Yards per Rush	4.4	4.6	4.2
PASSING (net)	4051	3541	3863.7
Avg per Game	253.2	221.3	241.5
Passes Att.	596	504	571.7
Completed	379	307	360.2
Pct Completed	63.6	60.9	63.0
Yards Gained	4137	3720	4089.5
Sacked	18	28	34.9
Yards Lost	86	179	225.8
Had intercepted	7	11	13.0
Yards Opp Ret	84	203	166.2
Opp TDs on Int	0	3	1.1
PUNTS	81	77	73.0
Avg Yards	48.6	44.2	45.3
PUNT RETURNS	41	30	31.6
Avg Return	9.3	7.9	8.6
Returned for TD	0	0	0.3
KICKOFF RETURNS	26	33	32.3
Avg Return	20.5	19.1	21.9
Returned for TD	0	0	0.2
PENALTIES	147	110	107.7
Yards Penalized	1251	1012	928.2
FUMBLES BY	17	17	20.4
Fumbles Lost	7	7	8.9
Opp Fumbles	27	12	20.4
Opp Fum Lost	14	6	8.9
POSS. TIME (avg)	31:18	30:32	30:00
TOUCHDOWNS	47	46	40.8
Rushing	17	16	13.8
Passing	29	29	24.6
Returns	1	1	2.4
EXTRA-PT KICKS	37/39	39/41	94%
2-PT CONVERSIONS	5/7	0/5	49%
FIELD GOALS/FGA	29/35	22/24	27/32
POINTS SCORED	416	381	364.4
DEFENSE	Oak.	Tenn.	NFL/Avg
POINTS ALLOWED	385	378	364.4
OPP FIRST DOWNS	318	324	324.4
Rushing	94	70	94.9
Passing	188	227	199.0
Penalty	36	27	30.4
OPP YARDS GAINED	6001	5720	5606.3
Avg per Game	375.1	357.5	350.4
OPP RUSHING(net)	1881	1413	1742.6
Avg per Game	117.6	88.3	108.9
Rushes	421	356	416.3
Yards per Rush	4.5	4.0	4.2
OPP PASSING(net)	4120	4307	3863.7
Avg per Game	257.5	269.2	241.5
Passes Att.	541	635	571.7
Completed	328	388	360.2
Pct Completed	60.6	61.1	63.0
Sacked	25	40	34.9
Yards Lost	147	278	225.8
INTERCEPTED BY	16	12	13.0
Yards Returned	147	68	166.2
Returned for TD	1	0	1.1
OPP PUNT RETURNS	33	36	31.6
Avg return	12.3	9.6	8.6
OPP KICKOFF RET	45	21	32.3
Avg return	19.9	22.0	21.9
OPP TOUCHDOWNS	46	43	40.8
Rushing	18	10	13.8
Passing	27	25	24.6
Returns	1	8	2.4

## 2017 SCHEDULES



PRESEASON			
Date	Opponent	W/L	Score
08/12	at New York Jets	L	3-7
08/19	Carolina Panthers	W	34-27
08/27	Chicago Bears	L	7-19
08/31	at Kansas City	L	6-30

REGULAR SEASON			
Date	Opponent	W/L	Score
09/10	Oakland Raiders		
09/17	at Jacksonville Jaguars		
09/24	Seattle Seahawks		
10/01	at Houston Texans		
10/08	at Miami Dolphins		
10/16	Indianapolis Colts		
10/22	at Cleveland Browns		
11/05	Baltimore Ravens		
11/12	Cincinnati Bengals		
11/16	at Pittsburgh Steelers		
11/26	at Indianapolis Colts		
12/03	Houston Texans		
12/10	at Arizona Cardinals		
12/17	at San Francisco		
12/24	Los Angeles Rams		
12/31	Jacksonville Jaguars		



PRESEASON			
Date	Opponent	W/L	Score
08/12	at Arizona Cardinals	L	10-20
08/19	Los Angeles Rams	L	21-24
08/26	at Dallas Cowboys	L	20-24
08/31	Seattle Seahawks	L	13-17

REGULAR SEASON			
Date	Opponent	W/L	Score
09/10	at Tennessee Titans		
09/17	New York Jets		
09/24	at Washington Redskins		
10/01	at Denver Broncos		
10/08	Baltimore Ravens		
10/15	San Diego		
10/19	Kansas City		
10/29	at Buffalo Bills		
11/05	at Miami Dolphins		
11/19	New England		
11/26	Denver Broncos		
12/03	New York Giants		
12/10	Kansas City		
12/17	Dallas Cowboys		
12/25	at Philadelphia Eagles		
12/31	at San Diego		

## 2016 REGULAR SEASON INDIVIDUAL LEADERS

Passing		Att	Cmp	Yds	Pct	Y/Att	TD	Int	Lg	Sack/	Lost	Rtg
Titans	M. Mariota	451	276	3,426	61.2	7.6	26	9	60	23/	156	95.6
	M. Cassel	25	14	134	56.0	5.4	1	1	24	1/	6	67.8
Raiders	D. Carr	560	357	3,937	63.8	7.0	28	6	75t	16/	79	96.7

Rushing		No.	Yds	Avg	Long	TD
Titans	D. Murray	293	1,287	4.4	75t	9
	D. Henry	110	490	4.5	22	5
Raiders	L. Murray	195	788	4.0	42	12

Receiving		No.	Yds	Avg	Long	TD
Titans	R. Matthews	65	945	14.5	60	9
	D. Walker	65	800	12.3	47	7
	D. Murray	53	377	7.1	35	3
	T. Sharpe	41	522	12.7	34t	2
Raiders	M. Crabtree	89	1003	11.3	56	8
	A. Cooper	83	1153	13.9	64t	5

Interceptions		No.	Yds	Avg	Long	TD
Titans	P. Cox	3	3	1.0	3	0
Raiders	R. Nelson	5	74	14.8	40	0

Punting		No.	Yds	Avg	Net	TB	In	Lg	B
Titans	B. Kern	77	3,402	44.2	38.6	4	32	71	0
Raiders	M. King	81	3937	48.6	41.4	9	34	72	0

Punt Returns		No.	FC	Yds	Avg	Lg	TD
Titans	M. Mariani	29	22	235	8.1	18	0
Raiders	J. Richard	34	5	306	9.0	47	0

Kickoff Returns		No.	Yds	Avg	Lg	TD
Titans	M. Mariani	26	560	21.5	37	0
Raiders	J. Richard	17	402	23.6	50	0

Scoring/Kickers		PAT	FG	Pts
Titans	R. Succop	39/41	22/24	105
Raiders	S. Janikowski	37/39	29/35	124

Sacks		Tot
Titans	B. Orakpo	10.5
Raiders	K. Mack	11.0

Tackles *		Tot	Solo	Asst
Titans	A. Williamson	149	76	73
Raiders	K. Mack	11	8	3

\* Titans tackle statistics from coaches' tally; opponents' tackles from press box tally

## 2016 INDIVIDUAL NFL RANKINGS

(NFL rankings include qualifiers only, where applicable)

Category	Team	Player	Stat	NFL Rank
Passer Rating	Titans	Marcus Mariota	95.6	10
	Raiders	Derek Carr	96.7	8
Passing Yards	Titans	Marcus Mariota	3,426	23
	Raiders	Derek Carr	3,937	14
Passing TDs	Titans	Marcus Mariota	26	10t
	Raiders	Derek Carr	28	7t
Rushing Yards	Titans	DeMarco Murray	1,287	3
	Raiders	Latavius Murray	788	21
Rushing Average	Titans	DeMarco Murray	4.4	14
	Raiders	Latavius Murray	4.04	23
Rushing TDs	Titans	DeMarco Murray	9	8t
	Raiders	Latavius Murray	12	5
Receptions	Titans	R. Matthews, D. Walker	65	45t
	Raiders	Michael Crabtree	89	13
Receiving Yards	Titans	Rishard Matthews	945	30
	Raiders	Amari Cooper	1,153	8
Receiving TDs	Titans	Rishard Matthews	9	6t
	Raiders	Michael Crabtree	8	9t
Sacks	Titans	Brian Orakpo	10.5	13t
	Raiders	Khalil Mack	11	8t
Interceptions	Titans	Perrish Cox	3	21t
	Raiders	Reggie Nelson	5	5t

## THIS WEEK'S NFL SCHEDULE

All Times Central

### Thursday, September 7

Kansas City at New England (NBC) 7:30

### Sunday, September 10

New York Jets	at Buffalo	(CBS) 12:00
Atlanta	at Chicago	(FOX) 12:00
Baltimore	at Cincinnati	(CBS) 12:00
Pittsburgh	at Cleveland	(CBS) 12:00
Arizona	at Detroit	(FOX) 12:00
Jacksonville	at Houston	(CBS) 12:00
Tampa Bay	at Miami	(FOX) 12:00
Oakland	at Tennessee	(CBS) 12:00
Philadelphia	at Washington	(FOX) 12:00
Indianapolis	at L.A. Rams	(CBS) 3:05
Seattle	at Green Bay	(FOX) 3:25
Carolina	at San Francisco	(FOX) 3:25
New York Giants	at Dallas	(NBC) 7:30

### Monday, September 11

New Orleans	at Minnesota	(ESPN) 6:10
L.A. Chargers	at Denver	(ESPN) 9:20

## LAST WEEK'S STARTERS (PRESEASON)

Titans vs. Chiefs | Raiders vs. Seahawks

TITANS OFFENSE		RAIDERS DEFENSE	
WR	10 Tre McBride	DE	96 Denico Autry
TE	81 Jonnu Smith	DT	95 Jihad Ward
TE	89 Phillip Supernaw	DE	91 Shilique Calhoun
LT	71 Dennis Kelly	MLB	56 Xavier Woodson-Luster
LG	66 Josue Matias	SLB	46 LaTroy Lewis
C	68 Tim Lelito	WLB	35 Nicholas Morrow
RG	62 Corey Levin	LCB	23 Dexter McDonald
RT	69 Tyler Marz	RCB	32 Antonio Hamilton
WR	19 Tajaé Sharpe	CB	31 Breon Borders
QB	16 Matt Cassel	FS	26 Shalom Luani
RB	32 David Fluellen	SS	37 Anthony Cioffi
TITANS DEFENSE		RAIDERS OFFENSE	
DE	90 DaQuan Jones	WR	80 K.J. Brent
NT	96 Sylvester Williams	LT	71 David Sharpe
DT	94 Austin Johnson	LG	67 Oni Omoile
OLB	93 Kevin Dodd	C	68 Ian Silberman
ILB	55 Jayon Brown	RG	65 Jordan Simmons
ILB	50 Nate Palmer	RT	69 Jylan Ware
OLB	58 Erik Walden	TE	83 Cooper Helfet
CB	25 Adoree' Jackson	WR	16 Johnny Holton
SS	21 Da'Norris Searcy	QB	3 E.J. Manuel
FS	42 Denzel Johnson	RB	43 John Crockett
CB	36 LeShaun Sims	WR	14 Keon Hatcher

## INDIVIDUAL HIGHLIGHTS VS. THE RAIDERS

### QB Matt Cassel

- As a member of the New England Patriots on Dec. 14, 2008, Cassel set his career high (later matched three times) with four touchdown passes at Oakland.

### WR Eric Decker

- In 10 career games against the Raiders, Decker has 44 receptions for 561 yards and five touchdowns.
- As a member of the Denver Broncos on Sept. 23, 2013, he caught eight passes for 133 receiving yards, a long of 61 yards and one touchdown against the Raiders.

### QB Marcus Mariota

- On Nov. 29, 2015 against Oakland, Mariota threw three touchdown passes.

### RB DeMarco Murray

- As a member of the Dallas Cowboys on Nov. 28, 2013, Murray set his career high with three rushing touchdowns against the Raiders.

### OLB Brian Orakpo

- In four career games against the Raiders, Orakpo has seven sacks.
- As a rookie with the Washington Redskins on Dec. 13, 2009, he posted six tackles, a career-high four sacks and one forced fumble against the Raiders.

### K Ryan Succop

- As a member of the Kansas City Chiefs on Oct. 28, 2012, he made all three field goal attempts against the Raiders, including a 52-yarder.

### WR/PR/KR Eric Weems

- As a member of the Atlanta Falcons on Sept. 18, 2016, he had a 73-yard punt return at Oakland.

### ILB Avery Williamson

- Williamson has 13 tackles in each of his two career games against Oakland.
- On Sept. 25, 2016, he notched an interception against the Raiders.



## WHERE THE TEAMS RANKED IN 2016

### 2016 OFFENSIVE STATISTICS AND NFL RANKING

OFFENSIVE STATS	TITANS		RAIDERS	
	STAT	RANK	STAT	RANK
Yards / Game . . . . .	358.0	11	373.3	6
Yards / Play . . . . .	5.7	11	5.7	10
Rushing Yards / Game . . .	136.7	3	120.1	6
Rushing Yards / Play . . . .	4.6	4	4.4	10
Passing Yards / Game . . . .	221.3	25	253.2	13
Passing Yards / Play . . . . .	7.0	12	6.6	13
Interception Rate . . . . .	2.2%	15	1.2%	3
Sacks / Pass Attempt . . . .	5.6%	12	3.0%	1
First Downs / Game . . . . .	20.1	18	20.9	13
Punt Return Avg . . . . .	7.9	20	9.3	11
Kickoff Return Avg . . . . .	19.1	26	20.5	22
Field Goals Made . . . . .	91.7%	4	82.9%	20
3rd Down Pct. . . . .	46.1%	3	38.1%	17
4th Down Pct. . . . .	36.4%	29t	46.2%	19
Red Zone Pct. . . . .	72.0%	1	57.1%	14
Goal to Go% . . . . .	78.1%	10	73.5%	16
Avg Time of Possession . .	30:32	11t	31:18	4
Points / Game . . . . .	23.8	14	26.0	7
Turnover Ratio . . . . .	0	17t	+16	1t

### 2016 DEFENSIVE STATISTICS AND NFL RANKING

DEFENSIVE STATS	TITANS		RAIDERS	
	STAT	RANK	STAT	RANK
Yards / Game . . . . .	357.5	20	375.1	26
Yards / Play . . . . .	5.6	18	6.1	32
Rushing Yards / Game . . .	88.3	2	117.6	23
Rushing Yards / Play . . . .	4.0	12	4.5	25
Passing Yards / Game . . . .	269.2	30	257.5	24
Passing Yards / Play . . . . .	6.8	17	7.3	32
Interception Rate . . . . .	1.9%	22	3.0%	6
Sacks / Pass Attempt . . . .	6.3%	13	4.6%	32
First Downs / Game . . . . .	20.3	15	19.9	12t
Punt Return Avg . . . . .	9.6	26	12.3	30
Kickoff Return Avg . . . . .	22.0	18	19.9	6
3rd Down Pct. . . . .	36.7%	6	39.4%	16
4th Down Pct. . . . .	54.6%	19	26.7%	4
Red Zone Pct. . . . .	52.7%	13	57.9%	24
Goal to Go% . . . . .	62.5%	5	79.3%	23
Points / Game . . . . .	23.6	17	24.1	20
Point Differential / Game . .	0.2	20	1.9	11
Yard Differential / Game . . .	0.5	17	-1.8	19

## RAIDERS HEAD COACH JACK DEL RIO

### JACK DEL RIO AT A GLANCE

- **Regular season record:** 87-84
- **Postseason record:** 1-3
- **Overall record:** 88-87
- **vs. Titans:** 10-9
- **on the road vs. Titans:** 6-4
- **at home vs. Titans:** 4-5
- **vs. Mike Mularkey:** 3-0
- **Year as Raiders head coach:** 3
- **Year as NFL head coach:** 12



#### Jack Del Rio's Assistant Coaching Staff:

Sam Anno	Defensive Assistant
Todd Downing	Offensive Coordinator
Darryl Eto	Asst. Strength and Conditioning
Jethro Franklin	Defensive Line
Hugh Fullagar	Strength and Conditioning Asst.
Joe Gomes	Head Strength and Conditioning
Tim Holt	Assistant Offensive Line
Nick Holz	Quality Control - Offense
Bobby Johnson	Tight Ends
Wesley Miller	Strength and Conditioning Asst.
Rob Moore	Wide Receivers
Ken Norton, Jr.	Defensive Coordinator
John Pagano	Assistant Head Coach
Bernie Parmalee	Running Backs
Jake Peetz	Senior Offensive Assistant
Brad Seely	Special Teams Coordinator
Tracy Smith	Assistant Special Teams
Travis Smith	Quality Control - Defense
Sal Sunseri	Linebackers
Mike Tice	Offensive Line
Nate Tice	Quality Control - Offense
Brent Vieselmeyer	Assistant Linebackers
Rod Woodson	Assistant Defensive Backs

**Jack Del Rio** was named the 19th head coach in the history of the Oakland Raiders franchise on Jan. 15, 2015. Del Rio is in his 32nd year in the NFL and his 21st season in coaching.

In 2016, Del Rio guided the Raiders to a 12-4 record, marking the franchise's first 12-win season since 2000. The Raiders earned a postseason berth for the first time since 2002 and landed an NFL-high seven players on the AFC Pro Bowl squad. Del Rio was selected as the recipient of the Maxwell Club's Greasy Neale Professional Coach of the Year Award, becoming the sixth Raiders coach to earn NFL Coach of the Year honors. In addition, he was named the AFC Coach of the Year by Kansas City's Committee of 101.

In his first season with the Raiders, the team more than doubled the previous year's win total. Oakland moved up 15 spots in the NFL rankings in turnover ratio, finishing 17th in the league (+1) after ranking 32nd in 2014 (-15). The team improved in five major statistical categories on offense, and on defense, the Raiders improved in rushing defense, points per game allowed and third-down defense.

From 2012-2014, Del Rio was the defensive coordinator under **John Fox** in Denver. He was part of three-straight AFC West titles with the Broncos and helped lead Denver to an AFC Championship and appearance in Super Bowl XLVIII following the 2013 campaign.

Del Rio spent nine seasons at the helm in Jacksonville. During his head coaching tenure (2003 to 2011) with the Jaguars, the club ranked sixth in the NFL in yards per game allowed (317.3) and eighth in points per game allowed (20.3). Under Del Rio, the Jaguars made two playoff appearances in 2005 and 2007, highlighted by the club's first postseason win in eight seasons with a 31-29 road victory against the Pittsburgh Steelers in a 2007 AFC Wild Card Game.

During his lone season as a defensive coordinator with Carolina in 2002, he inherited the NFL's worst defense statistically (371.4 yards per game allowed) and turned it into the league's second-ranked unit (290.4 yards per game allowed).

Del Rio also served as the linebackers coach for the Ravens (1999-2001) and the Saints (1998). He began his coaching career with the New Orleans Saints under head coach **Mike Ditka**, serving as an assistant strength coach in 1997 before moving on to coach the linebackers in 1998.

A veteran of 11 seasons as an NFL linebacker, he was selected in the third round (68th overall) of the 1985 NFL Draft by New Orleans and went on to make the NFL's All-Rookie Team and earn the Saints' Rookie of the Year award. Following two seasons in New Orleans (1985-86), he played for Kansas City (1987-88), Dallas (1989-91) and Minnesota (1992-95). He led the Vikings in tackles for three consecutive years and was selected to participate in the Pro Bowl in 1994. For his career, he played 160 games in the regular season and totaled 1,078 tackles, 12 sacks and 13 interceptions.

Del Rio was a four-year starter at the University of Southern California, where he earned consensus All-American honors as a senior and was runner-up for the Lombardi Award, given to the nation's best lineman or linebacker.

## KEY NUMBERS

4

Consecutive seasons in which defensive tackle **Jurrell Casey** has registered at least five sacks. He became the team's first player in the "Titans era" (1999–present) to accomplish the feat.

5

Titans voted for the Pro Bowl in 2016 (**Brian Orakpo**, **Jurrell Casey**, **Delanie Walker**, **Taylor Lewan** and **DeMarco Murray**), the team's highest total since 2008.

6

Increase in wins by the Titans from 2015 to 2016, which tied for the best win improvement from one year to the next in franchise history (1967 and 1974).

7

Touchdown catches in 2016 by tight end **Delanie Walker**, which set a career high and tied for the third-highest total in team history by a tight end.

9

Touchdown receptions by **Rishard Matthews**, which tied for sixth in the NFL and tied for second in the AFC.

10.5

Sacks by outside linebacker **Brian Orakpo**, which led the team and was the second-highest total of his career.

15

Total touchdowns scored by first-round pick **Adoree' Jackson** in college (six receptions, one interception, four punt returns, four kickoff returns).

36.5

Career sacks by outside linebacker **Derrick Morgan**, who ranks 10th in franchise history in the category.

61.5

Percent of players on the 53-man roster (total of 32) who have been added since the end of the 2015 season via the draft (15), free agency (13), trades (3) and waivers (2).

72.0

Titans' touchdown percentage in the red zone in 2016 (36 of 50), which led the NFL.

88.3

Average rushing yards allowed by the Titans defense in 2016, which was the second-lowest figure in the NFL.

114.6

**Marcus Mariota's** league-high passer rating in the red zone from 2015–2016. It includes 33 touchdowns and no interceptions.

1,287

Rushing yards in 2016 by **DeMarco Murray**, who ranked third in the NFL and led the AFC.

## WHAT TO LOOK FOR IN 2017

- The Titans begin their 19th season since changing their team name and colors and moving into Nissan Stadium.
- The Titans have six games against playoff teams from 2016: Houston (two games), Seattle, Oakland, Pittsburgh and Miami. Four of their first five games are against incumbent playoff clubs.
- In their matchup against the Colts on Oct. 16, the Titans return to Monday Night Football for the first time since 2014. They are 5-2 in their last seven Monday night games, including a win in 2008, the last time they hosted the Colts on a Monday night.
- WR **Eric Decker** (385 receptions entering 2017) needs 15 catches in 2017 to reach 400 for his career.
- QB **Marcus Mariota** can become the first quarterback in franchise history to post three consecutive seasons with a passer rating of 90 or better. He was the first to accomplish the feat in two consecutive seasons, recording a 91.5 passer rating as a rookie in 2015 and a 95.6 passer rating in 2016.
- QB **Marcus Mariota** (3,426 passing yards in 2016) can become the first Titans quarterback with back-to-back 3,000-yard passing seasons since **Steve McNair** from 2001–2003.
- QB **Marcus Mariota** (45 touchdown passes entering 2017) can reach 70 career touchdown passes in his third NFL season. Seven previous NFL quarterbacks have done so: **Dan Marino** (98), **Andrew Luck** (86), **Peyton Manning** (85), **Derek Carr** (81), **Andy Dalton** (80), **Jeff Garcia** (74) and **Russell Wilson** (72).
- OLB **Derrick Morgan** (36.5 career sacks) and DT **Jurrell Casey** (33.0 career sacks) can become the ninth and 10th players in franchise history to reach 40 sacks. They would join **Elvin Bethea** (105.), **Ray Childress** (75.5), **Jesse Baker** (66.0), **William Fuller** (59.0), **Sean Jones** (57.5), **Jevon Kearse** (52.0), **Robert Brazile** (48.0), **Ted Washington** (45.0) on the list.
- RB **DeMarco Murray** (6,515 rushing yards entering 2017) needs 485 rushing yards in 2017 to reach 7,000 for his career.
- RB **DeMarco Murray** (1,287 rushing yards in 2016) can become the fourth Titans/Oilers player with at least two consecutive 1,200-yard rushing seasons, joining **Earl Campbell** (1978–1981), **Eddie George** (1996–2000) and **Chris Johnson** (2008–2010).
- OLB **Brian Orakpo** (seven sacks in 2015; 10.5 sacks in 2016) can become the first Titans player since **Jevon Kearse** (1999–2001) to record at least seven sacks in three consecutive seasons.
- CB **Logan Ryan** can record his fifth consecutive season with at least two interceptions. Only 14 total NFL players, including Ryan, recorded at least two interceptions every season from 2013–2016.
- K **Ryan Succop** enters 2017 with an active streak of 36 consecutive field goals made from inside 50 yards, a franchise record and the longest current streak of its kind in the NFL.
- TE **Delanie Walker** (282 receptions with the Titans entering 2017) needs 18 receptions in 2017 to become the 10th player in franchise history and the second tight end in franchise history (**Frank Wycheck**) to reach 300 catches with the club.
- TE **Delanie Walker** (3,349 receiving yards with the Titans entering 2017) needs 651 receiving yards in 2017 to become the 10th player in franchise history and the second tight end in franchise history (**Frank Wycheck**) to reach 4,000 receiving yards with the club.
- TE **Delanie Walker** (4,814 career receiving yards entering 2017) needs 186 receiving yards to reach 5,000 for his NFL career.
- ILB **Avery Williamson** (107 tackles in 2014; 137 tackles in 2015; 149 tackles in 2016) can become the first Titans defender in the "Titans era" (1999–present) to begin his career with four consecutive 100-tackle seasons.
- ILB **Avery Williamson** can become the first Titans player to lead the team in tackles for three consecutive seasons since **Keith Bulluck** (2002–2006).



## TITANS-RAIDERS CONNECTIONS

### FORMER RAIDERS

- Titans LB **Daren Bates** played for the Raiders in 2016. He played in all 16 games and registered seven special teams tackles.
- Titans assistant special teams coach **Steve Hoffman** joined the Titans after spending one season as the special teams coordinator for the Oakland Raiders in 2012. In his one season with the Raiders, **K Sebastian Janikowski** posted the highest field goal percentage of his career (91.2%) and was perfect (25/25) inside 50 yards for the first time in his career.
- Titans quarterbacks coach **Jason Michael** made his NFL coaching debut in 2005 with the Oakland Raiders as the team's quality control coach.
- Titans offensive coordinator **Terry Robiskie** tallied 15 seasons with the Raiders as both a coach and a player. In 1977, the Raiders drafted him in the eighth round, and he played three seasons at running back there. He also began his NFL coaching career with the Raiders in 1982 and held various roles with the team through 1993. During his 12 seasons at Oakland as a coach, the team made seven playoff appearances, claimed four division titles and won Super Bowl XVIII over the Redskins.
- Titans S **Brynden Trawick** played for the Raiders in 2016 and led the team with 14 special teams tackles.
- Titans LB **Aaron Wallace's** father, **Aaron Wallace Sr.**, was selected in the second round of the 1990 NFL Draft by the Raiders. Aaron Sr. went on to play eight seasons in the NFL, collecting 21 sacks in 102 career games.

### FORMER TITANS

- Raiders TE **Jared Cook** was originally drafted by the Titans in the third round of the 2009 NFL Draft. Cook played for Titans from 2009-2012, totaling 131 receptions for 1,717 yards and eight touchdowns in 59 games.

### COACHING CONNECTIONS

- Titans head coach **Mike Mularkey**, running backs coach **Sylvester Croom** and defensive assistant **Brandon Blaney** with Raiders tight ends coach **Bobby Johnson** and assistant quarterbacks coach **Jake Peetz** at Jacksonville ... **Steve Hoffman** with Raiders running backs coach **Bernie Parmalee** at Kansas City ... Raiders offensive coordinator **Todd Downing** with Titans assistant secondary coach **Steve Jackson** at Detroit ... **Sylvester Croom** with Raiders defensive line coach **Jethro Franklin** at Green Bay ... **Steve Jackson** with **Bobby Johnson** at Detroit ... **Sylvester Croom** with Raiders special teams coordinator **Brad Seely** at Indianapolis ... Titans assistant wide receivers coach **Luke Steckel** with **Brad Seely** and Raiders assistant special teams coach **Tracy Smith** at Cleveland ... Titans defensive coordinator **Dick LeBeau** with Raiders linebackers coach **Sal Sunseri** at Pittsburgh ... **Terry Robiskie** with Raiders offensive line coach **Mike Tice** at Atlanta ... **Dick LeBeau** with Raiders quality control—offense **Nate Tice** at Pittsburgh ... **Craig Aukerman**, **Mike Sullivan**, **Jason Michael** with Raiders assistant head coach—defense **John Pagano** at San Diego Chargers.
- **Steve Hoffman** coached at Dallas when **Jack Del Rio** played there.
- **Dick LeBeau** led the defensive unit at Pittsburgh when Raiders cornerbacks coach **Rod Woodson** played there.

### COACH-PLAYER CONNECTIONS

- Titans LB **Wesley Woodyard** played at Denver when Raiders head coach **Jack Del Rio** was the defensive coordinator for the Broncos.
- Titans DT **Jurrell Casey** played at Southern California when Raiders defensive coordinator **Ken Norton, Jr.** and **Jethro Franklin** coached for the Trojans as assistant head coach and defensive line coach.
- Titans RB **Derrick Henry** and FB **Jalston Fowler** played at Alabama when Raiders assistant quarterbacks coach **Jake Peetz** worked for the team as an offensive analyst.
- Raiders C **Rodney Hudson** played for the Chiefs while Titans special teams coach **Steve Hoffman** coached in Kansas City.
- Titans assistant strength and conditioning coach **Tom Kanavy** coached in Minnesota while Raiders WR **Cordarrelle Patterson** was playing for the Vikings.
- Raiders WR **Michael Crabtree** played for the 49ers while Titans quarterbacks coach **Jason Michael** was the offensive assistant in San Francisco.
- Raiders DL **Denico Autry** played college football for Mississippi State while Titans secondary coach **Deshea Townsend** was the cornerbacks coach for the Bulldogs.

- Raiders DT **Eddie Vanderdoes** played for UCLA while Titans linebackers coach **Lou Spanos** was the defensive coordinator for the Bruins.

### TITANS WITH CALIFORNIA CONNECTIONS

- Titans LB **Jayon Brown** is a Long Beach native and attended Long Beach Polytechnic High School.
- Titans DT **Jurrell Casey** helped Long Beach (Calif.) Polytechnic High School to a division title as a senior and went on to star at the University of Southern California.
- Titans QB **Matt Cassel** grew up in Northridge, Calif., and attended Chatsworth (Calif.) High School. Cassel attended the University of Southern California, where he won back-to-back national titles in 2003 and 2004.
- Titans CB **Adoree' Jackson** owns records at the University of Southern California with 2,141 kickoff return yards and 79 kickoff returns. He also won both the 2015 and 2016 Pac-12 outdoor long jump title on USC's track team.
- Titans WR **Rishard Matthews** grew up in Santa Ana, Calif., and attended Saddleback (Calif.) High School, and then attended Bakersfield College and Santa Ana College before eventually transferring to Nevada.
- Titans DB **Curtis Riley** played two seasons at Fresno State, following one year at Fullerton (Calif.) College.
- Titans C **Brian Schwenke** attended Oceanside (Calif.) High School, where he was named to first-team All-State, All-Area, All-County, All-San Diego and All-Valley League teams as a senior. He also played four years at the University of California.
- Titans TE **Delanie Walker** attended Pomona (Calif.) High School, where he received first-team All-Region, All-Division and All-San Gabriel Valley honors.
- Titans OLB **Aaron Wallace** attended Rancho Bernardo (San Diego, Calif.) High School. Wallace went on to attend UCLA.

### RAIDERS WITH TENNESSEE CONNECTIONS

- Raiders general manager **Reggie McKenzie** is a Knoxville, Tenn., native, and attended Austin-East (Knoxville, Tenn.) High School. He then went on to the University of Tennessee, where he played linebacker from 1981–1984. In 1993, McKenzie served as a coaching assistant for the Volunteers under **Phillip Fulmer**.
- Raiders college scout **Raleigh McKenzie** is from Knoxville, Tenn., and attended Austin-East High School. He then went on to the University of Tennessee, where he played linebacker and offensive line from 1981–1984.
- Raiders TE **Lee Smith** attended Powell (Tenn.) High School where he played tight end and defensive end. Smith's father, **Daryle Smith**, played on the offensive line at the University of Tennessee and spent six years in the NFL.
- Raiders linebackers coach **Sal Sunseri** served as the University of Tennessee's defensive coordinator in 2012.
- Raiders WR **Cordarrelle Patterson** went to the University of Tennessee and set a Volunteers single-season record with 1,858 all-purpose yards in 2012.

### NOTABLE PRO TEAMMATES

- Titans TE **Phillip Supernaw** and S **Brynden Trawick** with Raiders G/T **Kelechi Osemele** at Baltimore ... Titans S **Da'Norris Searcy** with Raiders TE **Lee Smith** and QB **EJ Manuel** at Buffalo ... Titans TE **Phillip Supernaw**, QB **Matt Cassel**, DE **David King** and K **Ryan Succop** with Raiders C **Rodney Hudson** and CB **Sean Smith** at Kansas City ... Titans WR **Rishard Matthews** and OLB **Erik Walden** with Raiders CB **Sean Smith** at Miami ... Titans QB **Matt Cassel** with Raiders WR **Cordarrelle Patterson** at Minnesota ... Titans TE **Delanie Walker** with Raiders WR **Michael Crabtree** at San Francisco ... Titans CB **Tye Smith** and DE **David King** with Raiders LB **Bruce Irvin** and RB **Marshawn Lynch** in Seattle ... Titans LB **Daren Bates** with Raiders TE **Jared Cook** in St. Louis ... Titans OLB **Brian Orakpo** with Raiders CB **David Amerson** at Washington.

### NOTABLE COLLEGE TEAMMATES

- Titans RB **Derrick Henry** and FB **Jalston Fowler** with Raiders WR **Amari Cooper** at Alabama ... Titans DB **Curtis Riley** with Raiders QB **Derek Carr** at Fresno State ... Titans T **Jack Conklin** with Raiders QB **Connor Cook** at Michigan State ... Titans LS **Beau Brinkley** with Raiders LB **Aldon Smith** at Missouri ... Titans CB **Kalan Reed** with Raiders RB

## TITANS-RAIDERS CONNECTIONS

Jalen Richard at Southern Mississippi ... Titans CB **LeShaun Sims** with Raiders LB/DE **James Cowser** at Southern Utah ... Titans RB **David Fluellen** with Raiders DT **Treyvon Hester** at Toledo ... Titans LB **Jayon Brown** and OLB **Aaron Wallace** with DT **Eddie Vanderdoes** at UCLA ...

Titans CB **Brice McCain** with Raiders CB **Sean Smith** at Utah ... Titans G **Quinton Spain** with Raiders LB **Bruce Irvin** and S **Karl Joseph** at West Virginia.

## CAREER STATS VS. THE RAIDERS: TITANS OFFENSE

### QUARTERBACKS

#### Matt Cassel

Date	Opp	W-L	G/S	Att	Cmp	Pct	Yds	Yd/A	TD	TD%	Int	Int%	Lg	Sk	Lst	Rate
12/14/08	@ Oak	W	QB	30	18	60.0	218	7.27	4	13.3	1	3.3	30	3	8	108.1
9/20/09	Oak	L	QB	39	24	61.5	241	6.18	1	2.6	2	5.1	29t	2	5	66.3
11/15/09	@ Oak	W	QB	34	19	55.9	216	6.35	0	0.0	1	2.9	41	2	10	62.9
11/7/10	@ Oak	L	QB	35	20	57.1	216	6.17	2	5.7	1	2.9	23	3	16	82.6
1/2/11	Oak	L	QB	33	11	33.3	115	3.48	0	0.0	2	6.1	19	5	46	19.1
10/23/11	@ Oak	W	QB	30	15	50.0	161	5.37	0	0.0	2	6.7	21	0	0	38.3
10/28/12	Oak	L		30	20	66.7	218	7.27	1	3.3	1	3.3	46	2	15	85.1
Totals		3-4	7/6	231	127	55.0	1385	6.00	8	3.5	10	4.3	46	17	100	66.4

#### Marcus Mariota

Date	Opp	W-L	G/S	Att	Cmp	Pct	Yds	Yd/A	TD	TD%	Int	Int%	Lg	Sk	Lst	Rate
11/29/15	Oak	L	QB	37	17	45.9	218	5.89	3	8.1	2	5.4	36	2	13	69.4
9/25/16	Oak	L	QB	33	17	51.5	214	6.48	0	0.0	2	6.1	26	1	2	46.8
Totals		0-2	2/2	70	34	48.6	432	6.17	3	4.3	4	5.7	36	3	15	58.8

### RUNNING BACKS/FULLBACKS

#### Jalston Fowler (FB)

		Rushing								Receiving					
Date	Opp	W-L	G/S	Att	Yds	Avg	Lg	TD	Rec	Yds	Avg	Lg	TD		
11/29/15	Oak	L		1	1	1.0	1	0	1	1	1.0	1t	1		
9/25/16	Oak	L	FB	0	0	-	-	0	1	14	14.0	14	0		
Totals		0-2	2/1	1	1	1.0	1	0	2	15	7.5	14	1		

#### Derrick Henry (RB)

		Rushing								Receiving					
Date	Opp	W-L	G/S	Att	Yds	Avg	Lg	TD	Rec	Yds	Avg	Lg	TD		
9/25/16	Oak	L		10	45	4.5	13	0	0	0	-	-	0		
Totals		0-1	1/0	10	45	4.5	13	0	0	0	-	-	0		

#### DeMarco Murray (RB)

		Rushing								Receiving					
Date	Opp	W-L	G/S	Att	Yds	Avg	Lg	TD	Rec	Yds	Avg	Lg	TD		
11/28/13	Oak	W	RB	17	63	3.7	11	3	5	39	7.8	10	0		
9/25/16	Oak	L	RB	16	114	7.1	36	1	5	41	8.2	16	0		
Totals		1-1	2/2	33	177	5.4	36	4	10	80	8.0	16	0		

### WIDE RECEIVERS

#### Corey Davis

Date	Opp	W-L	G/S	Rec	Yds	Avg	Lg	TD
None								
Totals		0-0	0/0	0	0	-	-	0

#### Eric Decker

Date	Opp	W-L	G/S	Rec	Yds	Avg	Lg	TD
10/24/10	Oak	L		0	0	-	-	0
12/19/10	@ Oak	L		0	0	-	-	0
9/12/11	Oak	L		3	53	17.7	23	0
11/6/11	@ Oak	W	WR	3	47	15.7	27t	1
9/30/12	Oak	W	WR	7	79	11.3	19	1
12/6/12	@ Oak	W	WR	8	88	11.0	29	0
9/23/13	Oak	W	WR	8	133	16.6	61	1
12/29/13	@ Oak	W	WR	4	27	6.8	12	1
9/7/14	Oak	W	WR	5	74	14.8	24	0
11/1/15	@ Oak	L	WR	6	60	10.0	21	1
Totals		6-4	10/7	44	561	12.8	61	5

#### Rishard Matthews

Date	Opp	W-L	G/S	Rec	Yds	Avg	Lg	TD
9/16/12	Oak	W		0	0	-	-	0
9/28/14	@ Oak	W		2	27	13.5	23	0
9/25/16	Oak	L	WR	3	32	10.7	14	0
Totals		2-1	3/1	5	59	11.8	23	0

#### Taywan Taylor

Date	Opp	W-L	G/S	Rec	Yds	Avg	Lg	TD
None								
Totals		0-0	0/0	0	0	-	-	0

#### Eric Weems

Date	Opp	W-L	G/S	Rec	Yds	Avg	Lg	TD
9/18/16	@ Oak	W		0	0	-	-	0
Totals		1-0	1/0	0	0	-	-	0

## CAREER STATS VS. THE RAIDERS: TITANS OFFENSE

## TIGHT ENDS

## Jonnu Smith

Date	Opp	W-L	G/S	Rec	Yds	Avg	Lg	TD
None								
<b>Totals</b>		<b>0-0</b>	<b>0/0</b>	<b>0</b>	<b>0</b>	<b>-</b>	<b>-</b>	<b>0</b>

## Phillip Supernaw

Date	Opp	W-L	G/S	Rec	Yds	Avg	Lg	TD
11/20/14	@ Oak	L		0	0	-	-	0
11/29/15	Oak	L		0	0	-	-	0
9/25/16	Oak	L	TE	0	0	-	-	0
<b>Totals</b>		<b>0-3</b>	<b>3/1</b>	<b>0</b>	<b>0</b>	<b>-</b>	<b>-</b>	<b>0</b>

## Delanie Walker

Date	Opp	W-L	G/S	Rec	Yds	Avg	Lg	TD
10/8/06	Oak	W		0	0	-	-	0
11/24/13	@ Oak	W	TE	5	46	9.2	14	0
11/29/15	Oak	L	TE	6	91	15.2	36	0
<b>Totals</b>		<b>2-1</b>	<b>3/2</b>	<b>11</b>	<b>137</b>	<b>12.5</b>	<b>36</b>	<b>0</b>

## CAREER STATS VS. THE RAIDERS: TITANS SPECIALISTS

## PUNTERS

## Brett Kern

Date	Opp	W-L	Num	Blk	Yds	Avg	Lg	TB	In20	NetAvg
9/8/08	@ Oak	W	2	0	80	40.0	42	0	1	38.5
11/23/08	Oak	L	2	0	112	56.0	60	0	0	11.5
9/27/09	@ Oak	W	2	0	81	40.5	48	1	0	27.0
9/12/10	Oak	W	4	0	200	50.0	60	0	2	44.5
11/24/13	@ Oak	W	4	1	163	40.8	49	0	1	29.0
11/29/15	Oak	L	6	0	287	47.8	60	0	1	39.7
9/25/16	Oak	L	6	0	311	51.8	62	0	3	45.5
<b>Totals</b>		<b>4-3</b>	<b>26</b>	<b>1</b>	<b>1234</b>	<b>47.5</b>	<b>62</b>	<b>1</b>	<b>8</b>	<b>36.6</b>

## RETURNERS

## Eric Weems

Date	Opp	W-L	PR	FC	Yds	Avg	Lg	TD	KR	Yds	Avg	Lg	TD
9/18/16	@ Oak	W	2	1	73	36.5	73	0	0	0	-	-	0
<b>Totals</b>		<b>1-0</b>	<b>2</b>	<b>1</b>	<b>73</b>	<b>36.5</b>	<b>73</b>	<b>0</b>	<b>0</b>	<b>0</b>	<b>-</b>	<b>-</b>	<b>0</b>

## KICKERS

## Ryan Succop

Date	Opp	W-L	FGM	FGA	Pct	XPM	XPA	1-19	20-29	30-39	40-49	50+	Lg	KO	TB
9/20/09	Oak	L	1	1	100.0	1	1	0-0	1-1	0-0	0-0	0-0	23	2	0
11/15/09	@ Oak	W	3	4	75.0	1	1	0-0	1-1	1-1	0-0	1-2	50	5	0
11/7/10	@ Oak	L	2	2	100.0	2	2	0-0	1-1	0-0	1-1	0-0	43	5	0
1/2/11	Oak	L	1	1	100.0	1	1	0-0	0-0	1-1	0-0	0-0	30	3	0
10/23/11	@ Oak	W	0	0	-	4	4	0-0	0-0	0-0	0-0	0-0	-	5	4
12/24/11	Oak	L	2	4	50.0	1	1	0-0	2-2	0-0	0-2	0-0	23	5	2
10/28/12	Oak	L	3	3	100.0	1	1	0-0	0-0	1-1	1-1	1-1	52	4	2
12/16/12	@ Oak	L	0	0	-	0	0	0-0	0-0	0-0	0-0	0-0	-	1	1
10/13/13	Oak	W	1	1	100.0	3	3	0-0	0-0	1-1	0-0	0-0	33	5	4
12/15/13	@ Oak	W	0	0	-	8	8	0-0	0-0	0-0	0-0	0-0	-	9	3
11/29/15	Oak	L	0	0	-	1	2	0-0	0-0	0-0	0-0	0-0	-	4	0
9/25/16	Oak	L	1	1	100.0	1	1	0-0	0-0	1-1	0-0	0-0	34	3	1
<b>Totals</b>		<b>4-8</b>	<b>14</b>	<b>17</b>	<b>82.4</b>	<b>24</b>	<b>25</b>	<b>0-0</b>	<b>5-5</b>	<b>5-5</b>	<b>2-4</b>	<b>2-3</b>	<b>52</b>	<b>51</b>	<b>17</b>

## CAREER STATS VS. THE RAIDERS: TITANS DEFENSE

## Daren Bates (LB)

Date	Opp	W-L	G/S	Tackle	Sack	Int	FF	FR
11/30/14	Oak	W		0	0	0	0	0
<b>Totals</b>		<b>1-0</b>	<b>1/0</b>	<b>0</b>	<b>0</b>	<b>0</b>	<b>0</b>	<b>0</b>

## Jayon Brown (LB)

Date	Opp	W-L	G/S	Tackle	Sack	Int	FF	FR
None								
<b>Totals</b>		<b>0-0</b>	<b>0/0</b>	<b>0</b>	<b>0.0</b>	<b>0</b>	<b>0</b>	<b>0</b>

## Kevin Byard (S)

Date	Opp	W-L	G/S	Tackle	Sack	Int	FF	FR
9/25/16	Oak	L		3	0	0	0	0
<b>Totals</b>		<b>0-1</b>	<b>1/0</b>	<b>3</b>	<b>0</b>	<b>0</b>	<b>0</b>	<b>0</b>

## Josh Carraway (OLB)

Date	Opp	W-L	G/S	Tackle	Sack	Int	FF	FR
None								
<b>Totals</b>		<b>0-0</b>	<b>0/0</b>	<b>0</b>	<b>0.0</b>	<b>0</b>	<b>0</b>	<b>0</b>

## Jurrell Casey (DT)

Date	Opp	W-L	G/S	Tackle	Sack	Int	FF	FR
11/24/13	@ Oak	W	DT	7	0	0	0	1
11/29/15	Oak	L	DT	6	0	0	0	0
9/25/16	Oak	L	DT	3	0	0	0	0
<b>Totals</b>		<b>1-2</b>	<b>3/3</b>	<b>16</b>	<b>0</b>	<b>0</b>	<b>0</b>	<b>1</b>



## CAREER STATS VS. THE RAIDERS: TITANS DEFENSE

## Johnathan Cyprien (S)

Date	Opp	W-L	G/S	Tackle	Sack	Int	FF	FR
9/15/13	@ Oak	L	S	8	0	0	1	0
10/23/16	Oak	L	S	11	0	0	0	0
<b>Totals</b>		<b>0-2</b>	<b>2/2</b>	<b>19</b>	<b>0</b>	<b>0</b>	<b>1</b>	<b>0</b>

## Kevin Dodd (OLB)

Date	Opp	W-L	G/S	Tackle	Sack	Int	FF	FR
9/25/16	Oak	L		0	0	0	0	0
<b>Totals</b>		<b>0-1</b>	<b>1/0</b>	<b>0</b>	<b>0</b>	<b>0</b>	<b>0</b>	<b>0</b>

## Adoree' Jackson (CB)

Date	Opp	W-L	G/S	Tackle	Sack	Int	FF	FR
None								
<b>Totals</b>		<b>0-0</b>	<b>0/0</b>	<b>0</b>	<b>0.0</b>	<b>0</b>	<b>0</b>	<b>0</b>

## Austin Johnson (DL)

Date	Opp	W-L	G/S	Tackle	Sack	Int	FF	FR
None								
<b>Totals</b>		<b>0-0</b>	<b>0/0</b>	<b>0</b>	<b>0</b>	<b>0</b>	<b>0</b>	<b>0</b>

## DaQuan Jones (DL)

Date	Opp	W-L	G/S	Tackle	Sack	Int	FF	FR
11/29/15	Oak	L		3	0	0	0	0
9/25/16	Oak	L	DE	1	0	0	0	0
<b>Totals</b>		<b>0-2</b>	<b>2/1</b>	<b>4</b>	<b>0</b>	<b>0</b>	<b>0</b>	<b>0</b>

## David King (DE)

Date	Opp	W-L	G/S	Tackle	Sack	Int	FF	FR
None								
<b>Totals</b>		<b>0-0</b>	<b>0/0</b>	<b>0</b>	<b>0</b>	<b>0</b>	<b>0</b>	<b>0</b>

## Karl Klug (DE)

Date	Opp	W-L	G/S	Tackle	Sack	Int	FF	FR
11/24/13	@ Oak	W		0	0	0	0	0
11/29/15	Oak	L		1	0	0	0	0
9/25/16	Oak	L		1	0	0	0	0
<b>Totals</b>		<b>1-2</b>	<b>3/0</b>	<b>2</b>	<b>0</b>	<b>0</b>	<b>0</b>	<b>0</b>

## Brice McCain (CB)

Date	Opp	W-L	G/S	Tackle	Sack	Int	FF	FR
10/4/09	Oak	W		1	0	0	0	0
10/3/10	@ Oak	W		2	0	0	0	0
10/9/11	Oak	L		1	0	0	0	0
11/17/13	Oak	L		1	0	0	0	0
9/25/16	Oak	L	CB	2	0	0	0	0
<b>Totals</b>		<b>2-3</b>	<b>5/1</b>	<b>7</b>	<b>0</b>	<b>0</b>	<b>0</b>	<b>0</b>

## Derrick Morgan (OLB)

Date	Opp	W-L	G/S	Tackle	Sack	Int	FF	FR
9/12/10	Oak	W		1	1.0	0	0	0
11/24/13	@ Oak	W	DE	2	0	0	0	0
9/25/16	Oak	L	OLB	2	0	0	0	0
<b>Totals</b>		<b>2-1</b>	<b>3/2</b>	<b>5</b>	<b>1.0</b>	<b>0</b>	<b>0</b>	<b>0</b>

## Brian Orakpo (OLB)

Date	Opp	W-L	G/S	Tackle	Sack	Int	FF	FR
12/13/09	@ Oak	W	OLB	6	4.0	0	1	0
9/29/13	@ Oak	W	OLB	6	2.0	0	0	0
11/29/15	Oak	L	OLB	6	0	0	0	0
9/25/16	Oak	L	OLB	2	1.0	0	0	0
<b>Totals</b>		<b>2-2</b>	<b>4/4</b>	<b>20</b>	<b>7.0</b>	<b>0</b>	<b>1</b>	<b>0</b>

## Nate Palmer (LB)

Date	Opp	W-L	G/S	Tackle	Sack	Int	FF	FR
12/20/15	@ Oak	W		0	0	0	0	0
9/25/16	Oak	L		0	0	0	0	0
<b>Totals</b>		<b>1-1</b>	<b>2/0</b>	<b>0</b>	<b>0</b>	<b>0</b>	<b>0</b>	<b>0</b>

## Logan Ryan (CB)

Date	Opp	W-L	G/S	Tackle	Sack	Int	FF	FR
9/21/14	Oak	W	CB	4	0	0	0	0
<b>Totals</b>		<b>1-0</b>	<b>1/1</b>	<b>4</b>	<b>0</b>	<b>0</b>	<b>0</b>	<b>0</b>

## Da'Norris Searcy (S)

Date	Opp	W-L	G/S	Tackle	Sack	Int	FF	FR
9/18/11	Oak	W		0	0	1	0	0
12/21/14	@ Oak	L	S	11	0	0	0	0
11/29/15	Oak	L		5	0	0	0	0
9/25/16	Oak	L	S	5	0	0	0	0
<b>Totals</b>		<b>1-3</b>	<b>4/2</b>	<b>21</b>	<b>0</b>	<b>1</b>	<b>0</b>	<b>0</b>

## LeShaun Sims (CB)

Date	Opp	W-L	G/S	Tackle	Sack	Int	FF	FR
None								
<b>Totals</b>		<b>0-0</b>	<b>0/0</b>	<b>0</b>	<b>0.0</b>	<b>0</b>	<b>0</b>	<b>0</b>

## Tye Smith (CB)

Date	Opp	W-L	G/S	Tackle	Sack	Int	FF	FR
None								
<b>Totals</b>		<b>0-0</b>	<b>0/0</b>	<b>0</b>	<b>0</b>	<b>0</b>	<b>0</b>	<b>0</b>

## Brynden Trawick (S)

Date	Opp	W-L	G/S	Tackle	Sack	Int	FF	FR
9/20/15	@ Oak	L		0	0	0	0	0
<b>Totals</b>		<b>0-1</b>	<b>1/0</b>	<b>0</b>	<b>0</b>	<b>0</b>	<b>0</b>	<b>0</b>

## Erik Walden (OLB)

Date	Opp	W-L	G/S	Tackle	Sack	Int	FF	FR
9/14/08	Oak	L		0	0	0	0	0
12/11/11	Oak	W	OLB	2	0	0	0	1
9/8/13	Oak	W	OLB	3	0	0	0	0
12/24/16	@ Oak	L	OLB	2	0	0	0	0
<b>Totals</b>		<b>2-2</b>	<b>4/3</b>	<b>7</b>	<b>0</b>	<b>0</b>	<b>0</b>	<b>1</b>

## Sylvester Williams (DL)

Date	Opp	W-L	G/S	Tackle	Sack	Int	FF	FR
9/23/13	Oak	W		0	0	0	0	0
12/29/13	@ Oak	W	DT	2	0	0	0	1
11/9/14	@ Oak	W	DT	1	0	0	0	0
12/28/14	Oak	W		0	0	0	0	0
10/11/15	@ Oak	W	NT	1	0	0	0	0
12/13/15	Oak	L	NT	1	0	0	0	0
11/6/16	@ Oak	L	NT	5	0	0	0	0
1/1/17	Oak	W	NT	1	0	0	0	0
<b>Totals</b>		<b>6-2</b>	<b>8/6</b>	<b>11</b>	<b>0</b>	<b>0</b>	<b>0</b>	<b>0</b>

## Avery Williamson (ILB)

Date	Opp	W-L	G/S	Tackle	Sack	Int	FF	FR
11/29/15	Oak	L	ILB	13	1.0	0	0	0
9/25/16	Oak	L	ILB	13	0	1	0	0
<b>Totals</b>		<b>0-2</b>	<b>2/2</b>	<b>26</b>	<b>1.0</b>	<b>1</b>	<b>0</b>	<b>0</b>

## Wesley Woodyard (LB)

Date	Opp	W-L	G/S	Tackle	Sack	Int	FF	FR
9/8/08	@ Oak	W		0	0	0	0	0
11/23/08	Oak	L	WLB	8	0	0	0	0
9/27/09	@ Oak	W		2	0	0	0	0
12/20/09	Oak	L		2	0	0	0	0
12/19/10	@ Oak	L		1	0	0	0	0
9/12/11	Oak	L	WLB	6	0	0	0	0
11/6/11	@ Oak	W		3	0	0	0	0
9/30/12	Oak	W	WLB	6	0.5	0	0	0
9/23/13	Oak	W	ILB	8	0.5	0	0	0
12/29/13	@ Oak	W		1	0	0	0	0
11/29/15	Oak	L	ILB	7	0	0	0	0
9/25/16	Oak	L		2	0	0	0	0
<b>Totals</b>		<b>6-6</b>	<b>12/5</b>	<b>46</b>	<b>1.0</b>	<b>0</b>	<b>0</b>	<b>0</b>

## PROJECTED TITANS LINEUP

## OFFENSIVE STARTERS

**WR 18-Rishard Matthews (6-0, 217, 6th year, Nevada)** - After arriving in 2016 as a free agent, he led the Titans with 945 receiving yards and nine touchdown catches and tied for the team lead with 65 receptions. All three set career highs. In four years with Miami, he totaled 107 catches, 1,396 yards and eight touchdowns.

	G	GS	Rec	Yds	Avg	Lg	TD
2016	16	10	65	945	14.5	60	9
Career	65	27	172	2,341	13.6	60	17

**TE 82-Delanie Walker (6-2, 248, 12th Year, Central Missouri)** - The 2013 free agent acquisition played seven years with the 49ers before arriving in Tennessee. The former sixth-round pick led NFL tight ends with 94 catches in 2015 and in 2016 set a career high with seven touchdown receptions. He made the Pro Bowl both years.

	G	GS	Rec	Yds	Avg	Lg	TD
2016	15	10	65	800	12.3	47	7
Career	159	85	405	4,814	11.9	68	31

**LT 77-Taylor Lewan (6-7, 309, 4th Year, Michigan)** - The team's first-round pick in 2014 (11th overall) started 37 total games at left tackle in his first three seasons. In 2016, he started 16 games and earned his first Pro Bowl berth.

2016 G/GS: 16/16, Career G/GS: 42/37

**LG 67-Quinton Spain (6-4, 330, 3rd Year, West Virginia)** - Spain joined the Titans as a rookie free agent after playing in 50 career games at West Virginia. He started 19 total games in his first two seasons at left guard.

2016 G/GS: 14/13, Career G/GS: 21/19

**C 60-Ben Jones (6-3, 308, 6th Year, Georgia)** Added as an unrestricted free agent in 2016, the former fourth-round pick played in 64 games in four previous seasons with the Houston Texans. He started every game during his first year in Tennessee.

2016 G/GS: 16/16, Career G/GS: 80/59

**RG 64-Josh Kline (6-3, 300, 5th Year, Kent State)** - Kline was claimed off waivers in 2016 after spending his first three NFL seasons with the Patriots, seeing time at both guard spots. He started 14 games as right guard in his first campaign in Tennessee.

2016 G/GS: 14/14, Career G/GS: 47/32

**RT 78-Jack Conklin (6-6, 308, 2nd Year, Michigan State)** - Conklin was the eighth-overall draft pick in 2016 following three years primarily as a left tackle at Michigan State. He started all 16 games as a rookie and was named first-team All-Pro.

2016/Career G/GS: 16/16

**WR 84-Corey Davis (6-3, 209, Rookie, Western Michigan)** - The fifth-overall draft pick in 2017 set an FBS record with 5,285 career receiving yards. He became the first FBS player with at least 5,000 yards, 300 catches (332; fourth in FBS history) and 50 touchdowns (52; second in FBS history).

**QB 8-Marcus Mariota (6-4, 222, 3rd Year, Oregon)** - The 2015 second-overall draft pick's 93.8 passer rating ranked sixth in NFL history in a player's first two seasons, during which time he passed for 6,244 yards and 45 touchdowns with 19 interceptions in 27 games. His 16 games with at least two touchdown passes in his first two seasons tied for third all-time.

Passing	G	GS	Att	Cmp	Pct	Yds	TD	Int	Lg	Sk	Rate
2016	15	15	451	276	61.2	3,426	26	9	60	23	95.6
Career	27	27	821	506	61.6	6,244	45	19	61t	61	93.8
Rushing	Att	Yds	Avg	Lg	TD						
2016	60	349	5.8	41	2						
Career	94	601	6.4	87t	4						

**FB 45-Jalston Fowler (5-11, 254, 3rd Year, Alabama)** - The fourth-round pick played in all 32 games during his first two seasons. He helped the Titans finish third in rushing in 2016.

	G	GS	Att	Yds	Avg	Lg	TD	Rec	Yds	Avg	Lg	TD
2016	16	7	1	3	3.0	3	0	1	14	14.0	14	0
Career	32	7	8	16	2.0	3	1	6	58	9.7	19	1

**RB 29-DeMarco Murray (6-1, 220, 7th Year, Oklahoma)** - The Titans acquired Murray in a 2016 trade after five previous years in Dallas (2011-14) and Philadelphia (2015). In 2016, he led the AFC and ranked third in the NFL in rushing (1,287 yards), earning his third Pro Bowl berth. He was the 2014 NFL Offensive Player of the Year (1,845 rushing yards).

	G	GS	Att	Yds	Avg	Lg	TD	Rec	Yds	Avg	Lg	TD
2016	16	16	293	1,287	4.4	75t	9	53	377	7.1	35	3
Career	84	71	1,420	6,515	4.6	91t	43	268	1,899	7.1	44	5

## KEY OFFENSIVE RESERVES

**QB 16-Matt Cassel (6-4, 228, 13th Year, Southern California)** - The 2016 free-agent signee spent 11 previous seasons with New England, Kansas City, Minnesota, Buffalo and Dallas. He was a seventh-round pick with the Patriots in 2005 and made the Pro Bowl with the Chiefs in 2010. In 2016, he played in four games with one start.

	G	GS	Att	Cmp	Pct	Yds	TD	Int	Lg	Sk	Rate
2016	4	1	51	30	58.8	284	2	2	50	5	71.0
Career	103	80	2,624	1,546	58.9	17,287	103	79	79t	201	79.2

**WR 87-Eric Decker (6-3, 214, 8th Year, Minnesota)** - Added as a free agent late in the 2017 offseason, he spent his first four NFL seasons in Denver and the next three campaigns with the Jets, totaling 385 catches for 5,253 yards and 52 touchdowns during that time.

	G	GS	Rec	Yds	Avg	Lg	TD
2016	3	3	9	194	21.6	35	2
Career	95	75	385	5,253	13.6	74t	52

**TE 81-Jonnu Smith (6-3, 248, Rookie, Florida International)** - The third-round pick played four seasons at Florida International, where he tallied 178 receptions for 2,001 yards with 18 touchdowns.

**RB 22-Derrick Henry (6-3, 247, 2nd Year, Alabama)** - The Heisman Trophy winner was drafted in the second round (45th overall) after rushing for an Alabama-record 3,591 yards and 42 touchdowns. He played in 15 games as a rookie, rushing for 490 yards and five scores.

	G	GS	Att	Yds	Avg	Lg	TD	Rec	Yds	Avg	Lg	TD
2016	15	1	110	490	4.5	22	5	13	137	10.5	29	0
Career	15	1	110	490	4.5	22	5	13	137	10.5	29	0

**G/T 71-Dennis Kelly (6-8, 321, 6th Year, Purdue)** - The former fifth-round pick was acquired in a 2016 trade with the Eagles. In his first year in Tennessee, he played in all 16 games with six starts as an extra tight end, a package in which he saw extensive time.

2016 G/GS: 16/6, Career G/GS: 46/21

**WR 13-Taywan Taylor (5-11, 203, Rookie, Western Kentucky)** - The third-round pick set WKU career records with 253 receptions, 4,234 receiving yards and 41 receiving touchdowns, and he also set single-season records with 98 receptions, 1,730 yards and 17 touchdowns.

## SPECIALISTS

**P 6-Brett Kern (6-2, 214, 10th Year, Toledo)** - Claimed off waivers from the Broncos during the 2009 season, Kern is the Titans' career leader in both gross punting and net punting average. He ranks second in team history in career punts.

	G	Punt	Blk	Yds	Avg	Lg	TB	I20	NetAvg
2016	16	77	0	3,402	44.2	71	4	32	38.6
Career	144	685	4	31,045	45.3	79	44	251	39.5

**KR 14-Eric Weems (5-9, 195, 10th Year, Bethune-Cookman)** - Prior to joining the Titans in 2017, Weems spent his first nine seasons with the Falcons (2007-2011 and 2014-2016) and Bears (2012-2013). He was named to the Pro Bowl in 2010 and helped the Falcons to an NFC Championship in 2016.

Receiving	G	GS	Rec	Yds	Avg	Lg	TD				
2016	16	0	0	0	-	-	0				
Career	135	7	38	353	9.3	40	4				
Returns	PR	FC	Yds	Avg	Lg	TD	KR	Yds	Avg	Lg	TD
2016	24	21	273	11.4	73	0	17	391	23.0	42	0
Career	121	91	1,309	10.8	73	1	165	4,012	24.3	102t	1

## PROJECTED TITANS LINEUP

**K 4-Ryan Succop (6-2, 218, 9th Year, South Carolina)** - The former seventh-round pick was signed in 2014 after five seasons in Kansas City. His 91.7 percent success rate on field goals in 2016 set a career high and ranked third in franchise history.

	G	FGM	FGA	Pct	Lg	XPM	XPA	Pts
2016	16	22	24	91.7	53	39	41	105
Career	128	174	209	83.3	54	255	259	777

## DEFENSIVE STARTERS

**DE 90-DaQuan Jones (6-4, 322, 4th Year, Penn State)** - The 2014 fourth-round pick was one of two Titans who started every contest in 2015 and 2016. His 2016 season included 29 tackles, 1.5 sacks and a fumble recovery for a touchdown.

	GP	GS	Tackle	Sack	TFL	QBP	Int	PD	FF	FR
2016	16	16	29	1.5	1	8	0	0	0	1
Career	39	33	109	2.5	5	26	0	0	1	2

**NT 96-Sylvester Williams (6-2, 313, 5th Year, North Carolina)** - The former first-round pick joined the Titans as an unrestricted free agent in 2017 after spending his first four NFL seasons in Denver. He played in 60 games for the Broncos and helped the defense finish in the NFL's top four overall rankings (yards allowed) three times.

	GP	GS	Tackle	Sack	TFL	QBP	Int	PD	FF	FR
2016	16	16	29	1.0	0	-	0	1	0	0
Career	60	48	94	5.5	5	-	0	2	0	1

**DT 99-Jurrell Casey (6-1, 305, 7th Year, USC)** - The third-round draft pick only missed two games in his first six seasons. He earned second-team AP All-Pro honors in 2013 and was named to the Pro Bowl in 2015 and 2016. He had at least five sacks every year from 2013-2016.

	GP	GS	Tackle	Sack	TFL	QBP	Int	PD	FF	FR
2016	15	15	51	5.0	3	29	0	5	0	0
Career	94	92	467	33.0	41	106	0	15	4	2

**OLB 91-Derrick Morgan (6-4, 261, 8th Year, Georgia Tech)** - The former first-round pick's 32.5 sacks from 2012-2016 led the Titans. In 2016, he set career highs with nine sacks and a team-high 56 pressures and finished the season ranked 10th in franchise history in career sacks.

	GP	GS	Tackle	Sack	TFL	QBP	Int	PD	FF	FR
2016	15	15	50	9.0	4	56	0	1	0	0
Career	91	80	343	36.5	34	144	0	21	5	2

**ILB 54-Avery Williamson (6-1, 246, 4th Year, Kentucky)** - The Milan, Tenn., native was a fifth-round pick in 2014. In 2016, he led the team in tackles for the second consecutive campaign, and his 149 stops were the most by a Titans defender since 2010.

	GP	GS	Tackle	Sack	TFL	QBP	Int	PD	FF	FR
2016	16	16	149	2.0	6	9	1	1	1	0
Career	47	43	393	8.5	23	30	2	6	1	2

**ILB 59-Wesley Woodyard (6-0, 233, 10th Year, Kentucky)** - The 2014 unrestricted free agent signee from the Broncos played in all 48 games during his first three seasons in Tennessee (38 starts). He was named a team captain in 2016 for the ninth time in his career.

	GP	GS	Tackle	Sack	TFL	QBP	Int	PD	FF	FR
2016	16	10	88	2.0	7	8	1	6	0	0
Career	135	78	728	17.5	NA	NA	8	28	7	2

**OLB 98-Brian Orakpo (6-4, 257, 9th Year, Texas)** - The former first-round pick arrived in Tennessee as an unrestricted free agent after six seasons with the Redskins (2009-14). He started every game in his first two seasons in Tennessee, and in 2016 he was named to his fourth Pro Bowl after leading the team with 10.5 sacks.

	GP	GS	Tackle	Sack	TFL	QBP	Int	PD	FF	FR
2016	16	16	55	10.5	4	49	0	5	1	0
Career	103	103	430	57.5	62	242	1	27	8	3

**CB 36-LeShaun Sims (6-0, 203, 2nd Year, Southern Utah)** - The fifth-round pick played in all 16 games with 10 starts as a rookie and tied for second on the team with two interceptions. He was a four-year starter and tallied eight interceptions in college.

	GP	GS	Tackle	Sack	TFL	QBP	Int	PD	FF	FR
2016	16	10	44	0.0	1	0	2	12	0	0
Career	116	40	212	0.5	NA	NA	11	61	0	1

**SS 37-Johnathan Cyprien (6-0, 223, 5th Year, Florida International)** - The former second-round pick spent four seasons with the Jaguars before joining the Titans in 2017. He started 60 games in Jacksonville and in 2016 led all NFL safeties with 126 tackles.

	GP	GS	Tackle	Sack	TFL	QBP	Int	PD	FF	FR
2016	16	16	126	1.0	-	-	0	4	1	1
Career	60	60	442	2.0	-	-	2	15	4	2

**FS 31-Kevin Byard (5-11, 212, 2nd Year, Middle Tennessee State)** - As a rookie in 2016, the third-round pick's 63 tackles were the most by a Titans rookie safety since 2002. He totaled a school-record 19 career interceptions at MTSU.

	GP	GS	Tackle	Sack	TFL	QBP	Int	PD	FF	FR
2016	16	7	63	1.0	5	3	0	4	0	0

**CB 26-Logan Ryan (5-11, 195, 5th Year, Rutgers)** - The former third-round draft choice was with New England for four seasons before arriving in Tennessee. He totaled 40 starts and 13 interceptions with the Patriots and was a part of two Super Bowl Championships.

	GP	GS	Tackle	Sack	TFL	QBP	Int	PD	FF	FR
2016	16	13	92	1.0	-	-	2	11	1	0
Career	64	40	251	2.5	-	-	13	41	3	0

## KEY DEFENSIVE RESERVES

**OLB 93-Kevin Dodd (6-5, 277, 2nd Year, Clemson)** - A second-round pick in 2016, he appeared in nine games as a rookie while dealing with a foot injury. He registered 12 sacks in his final campaign at Clemson.

	GP	GS	Tackle	Sack	TFL	QBP	Int	PD	FF	FR
2016	9	1	9	1.0	1	4	0	0	0	0
Career	9	1	9	1.0	1	4	0	0	0	0

**CB 25-Adoree' Jackson (5-11, 185, Rookie, USC)** - The 18th-overall draft pick won the 2016 Jim Thorpe Award as the nation's top defensive back. He scored 15 total touchdowns and intercepted six passes during three college seasons.

**DL 94-Austin Johnson (6-4, 314, 2nd Year, Penn State)** - The 2016 second-round pick appeared in 10 games as a rookie. His totals included 15 tackles and a half sack.

	GP	GS	Tackle	Sack	TFL	QBP	Int	PD	FF	FR
2016	10	0	15	0.5	1	1	0	1	0	0
Career	10	0	15	0.5	1	1	0	1	0	0

**DE 97-Karl Klug (6-3, 278, 7th Year, Iowa)** - The former fifth-round pick played in 94 consecutive career games before missing the final two contests of 2016.

	GP	GS	Tackle	Sack	TFL	QBP	Int	PD	FF	FR
2016	14	3	25	1.5	1	18	0	1	0	0
Career	94	8	152	20.0	9	61	0	9	5	1

**CB 23-Brice McCain (5-9, 190, 9th Year, Utah)** - The former sixth-round pick was with Houston (2009-2013), Pittsburgh (2014) and Miami (2015) before landing in Tennessee. In 2016, he recorded two interceptions in 16 games (10 starts).

	GP	GS	Tackle	Sack	TFL	QBP	Int	PD	FF	FR
2016	16	10	44	0.0	1	0	2	12	0	0
Career	116	40	212	0.5	NA	NA	11	61	0	1

**S 21-Da'Norris Searcy (5-11, 207, 7th Year, North Carolina)** - A fourth-round selection by the Bills in 2011, he played in 62 games in his four seasons in Buffalo. In 2016, he intercepted one pass and set career highs in starts (14) and passes defended (eight).

	GP	GS	Tackle	Sack	TFL	QBP	Int	PD	FF	FR
2016	14	14	51	0.0	2	0	1	8	0	1
Career	91	50	296	4.5	12	6	7	26	3	3

**OLB 58-Erik Walden (6-2, 250, 10th Year, Middle Tennessee State)** - The MTSU product and former sixth-round pick previously spent time with the Chiefs, Dolphins, Packers and most recently the Colts (2013-16). He totaled 11 sacks in 2016.

	GP	GS	Tackle	Sack	TFL	QBP	Int	PD	FF	FR
2016	16	16	46	11.0	-	-	0	0	0	0
Career	129	86	406	32.0	-	-	2	10	7	2



## 2017 KICKOFF WEEKEND

Since 1978 when the NFL went to the 16-game schedule, and excluding the abbreviated season of 1982, teams that are victorious on Kickoff Weekend are more than twice as likely to reach the playoffs than losers of an opening game. Of the 570 teams which won openers, 298 (52.3%) went to the playoffs (179 won division titles). Of the 571 teams which lost openers, 137 (24.0%) went to the playoffs (79 won division titles).

The trend held true in 2016, when nine of the 12 playoff teams – Detroit, Green Bay, Houston, Kansas City, New England, the New York Giants, Pittsburgh, Oakland and Seattle – were victorious on Kickoff Weekend.

In the same period of time (since 1978), the Titans have won their opener 20 times. In those seasons, they have made the playoffs nine times (45.0%) and missed the playoffs 11 times (55.0%). The Titans have lost their opener 18 times since 1978, and in those seasons, they have made the playoffs seven times (41.2%) and missed the playoffs 11 times (61.1%).

In 2016, the Titans dropped their season opener at home to the Minnesota Vikings. They went on to accumulate a 9-7 record and narrowly miss the postseason.

Previously, the Titans and Raiders have opened against each other nine times, with the Titans owning a 6-3 advantage. Most recently, the Titans hosted the Raiders on Kickoff Weekend in 2010 (Sept. 10) and prevailed 38-13.

Titans head coach **Mike Mularkey** has roamed the sidelines four times in Week 1 as a head coach, going 1-3. He was 1-1 with Buffalo and 0-1 in Jacksonville.

The Titans are 30-27 all-time as a franchise in Week 1, including a 5-4 Kickoff Weekend record at Nissan Stadium.

## Titans all-time on Kickoff Weekend (1960–present):

Longest Streaks ...						
W	L	T	Pct.	Win	Loss	Current
30	27	0	.526	4	3	L-1

## TITANS KICKOFF WEEKEND RESULTS

## Titans/Oilers opening day results:

Date	Opp	W/L
9/11/60	at Oak	W, 37-22
9/9/61	Oak	W, 55-0
9/9/62	at Buf	W, 28-23
9/7/63	Oak	L, 13-24
9/12/64	at SD	L, 21-27
9/12/65	NYJ	W, 27-21
9/3/66	Den	W, 45-7
9/9/67	KC	L, 20-25
9/9/68	KC	L, 21-26
9/14/69	at Oak	L, 17-21
9/20/70	at Pit	W, 19-7
9/19/71	at Cle	L, 0-31
9/17/72	at Den	L, 17-30
9/16/73	at NYG	L, 14-34
9/15/74	SD	W, 21-14
9/21/75	at NE	W, 7-0
9/12/76	TB	W, 20-0
9/18/77	NYJ	W, 20-0
9/3/78	at Atl	L, 14-20
9/2/79	at Was	W, 29-27
9/7/80	at Pit	L, 17-31
9/6/81	at LA Rams	W, 27-20
9/12/82	at Cin	L, 6-27
9/4/83	GB (OT)	L, 38-41
9/2/84	LA Raiders	L, 14-24
9/8/85	Mia	W, 26-23
9/7/86	at GB	W, 31-3
9/13/87	LA Rams	W, 20-16
9/4/88	at Ind (OT)	W, 17-14
9/10/89	at Min	L, 7-38
9/9/90	at Atl	L, 27-47
9/1/91	LA Raiders	W, 47-17

Date	Opp	W/L
9/6/92	Pitt	L, 24-29
9/5/93*	at NO	L, 21-33
9/4/94	at Ind	L, 21-45
9/3/95	at Jax	W, 10-3
9/1/96	KC	L, 19-20
8/31/97	Oak	W, 24-21
9/6/98	at Cin	W, 23-14

## "Titans Era" (1999–Present)

Date	Opp	W/L
9/12/99	Cin	W, 36-35
9/3/00*	at Buf	L, 13-16
9/9/01*	Mia	L, 23-31
9/8/02	Phi	W, 27-24
9/7/03*	Oak	W, 25-20
9/11/04#	at Mia	W, 17-7
9/11/05	at Pit	L, 7-34
9/10/06	NY Jets	L, 16-23
9/9/07	at Jax	W, 13-10
9/7/08	Jax	W, 17-10
9/10/09#	at Pit (OT)	L, 10-13
9/12/10	Oak	W, 38-13
9/11/11	at Jax	L, 14-16
9/9/12	NE	L, 13-34
9/8/13	at Pit	W, 16-9
9/7/14	at KC	W, 26-10
9/13/15	at TB	W, 42-14
9/11/16	Min	L, 16-25

\* Sunday night # Saturday  
% Thursday night

## KICKOFF WEEKEND AT NISSAN STADIUM

The Titans will open their regular season schedule at Nissan Stadium for the 10th time in the "Titans era" (1999-present). The Titans are 10-8 overall on kickoff weekend in that time period, including a 5-4 mark at Nissan Stadium (opened in 1999) and a 4-4 record on the road.

## Titans at Nissan Stadium on Kickoff Weekend (1999–present):

Date	Location	Opponent	Result
9/12/99	Nissan Stadium	Cincinnati	W, 36-35
9/9/01 (Sun. night)	Nissan Stadium	Miami	L, 23-31
9/8/02	Nissan Stadium	Philadelphia	W, 27-24
9/7/03 (Sun. night)	Nissan Stadium	Oakland	W, 25-20
9/10/06	Nissan Stadium	N.Y. Jets	L, 16-23
9/7/08	Nissan Stadium	Jacksonville	W, 17-10
9/12/10	Nissan Stadium	Oakland	W, 38-13
9/9/12	Nissan Stadium	New England	L, 13-34
9/11/16	Nissan Stadium	Minnesota	L, 16-25

## TOP WEEK 1 PERFORMANCES SINCE 1999

## The best Titans performances in Week 1 games during the "Titans era" (1999–present):

## Rushing

Attempts: 27 - by Chris Johnson vs. Oakland, 9/12/10  
Yards: 175 - by Chris Brown at Jacksonville, 9/9/07  
Touchdowns: 2 - by Chris Johnson vs. Oakland, 9/12/10; by Travis Henry vs. N.Y. Jets, 9/10/06

## Passing

Attempts: 41 - by Marcus Mariota vs. Minnesota, 9/11/16  
Yards: 341 - by Steve McNair vs. Cincinnati, 9/12/99  
Touchdowns: 4 - by Marcus Mariota at Tampa Bay, 9/13/15  
Passer Rating: 158.3 - by Marcus Mariota at Tampa Bay, 9/13/15 (13-15, 209 yds, 4 TD, 0 Int)

## Receiving

Receptions: 10 - by Derrick Mason vs. Oakland, 9/7/03  
Yards: 162 - by Kevin Dyson vs. Cincinnati, 9/12/99  
Touchdowns: 2 - by DeMarco Murray vs. Minnesota, 9/11/16; by Kenny Britt at Jacksonville, 9/11/11; by Kevin Dyson vs. Cincinnati, 9/12/99

## Defense

Sacks: 3 - by Carlos Hall vs. Philadelphia, 9/8/02  
Interceptions: 2 - by Jason McCourty at Kansas City, 9/7/14; by Cortland Finnegan vs. Jacksonville, 9/7/08

## Team Yards

Most by Offense: 404 - at Kansas City, 9/7/14  
Fewest by Defense: 189 vs. Jacksonville, 9/7/08

## Points

Scored by Titans: 42 - at Tampa Bay, 9/13/15  
Margin of Victory: 28 - at Tampa Bay, 9/13/15



Marcus Mariota threw four touchdown passes in a Week 1 win at Tampa Bay in 2015.

# LAST WEEK VS. THE CHIEFS

Titans 6, Chiefs 30  
Preseason Week 4 • Thursday, Aug. 31, 2017 • 7:30 p.m. CT • Arrowhead Stadium

## GAME RECAP

In the final week of the 2017 preseason, the Titans traveled to Kansas City to face the Chiefs for a Thursday night matchup. Head Coach **Mike Mularkey** opted to rest a majority of Tennessee's starters. On the brink of roster trim-downs, this decision gave players fighting for spots on the 53-man roster more playing time than previous preseason games. The only starters against the Chiefs who previously started a game during this preseason were cornerbacks **Adoree' Jackson** and **LeShaun Sims** and defensive linemen **DaQuan Jones**, **Sylvester Williams** and **Austin Johnson**.

With quarterback **Marcus Mariota** receiving the night off, veteran quarterback **Matt Cassel** notched his first start of the preseason at quarterback. His final numbers included three completions for 35 yards on four attempts. In three preseason appearances, he was 15-of-24 for 185 yards and a passer rating of 86.3.

The Titans offense started in a two tight-end set, featuring rookie **Jonnu Smith** and veteran **Phillip Supernaw**. Smith caught two passes for 25 yards while Supernaw did not record a statistic. Wide receiver **Tre McBride** also started and caught a team-high three passes for 29 yards.

K **Ryan Succop** returned to Kansas City where he spent the first five seasons of his career and recorded the only Tennessee points of the game. Succop made a 40-yard field goal in the first quarter and a 48-yard field goal in the third.

ILB **Nate Palmer** and CB **Demontre Hurst** both posted a team-high seven tackles.

## SCORING

	1	2	3	4	Final
Tennessee	3	0	3	0	6
Kansas City	0	13	10	7	30

TEAM	SCORING PLAY	TIME
Titans	R.Succop 40 yd. Field Goal	1-1:32
Chiefs	J.Chesson 76 yd. punt return	2-9:36
Chiefs	D.Robinson 28 yd. pass from P.Mahomes	2-0:18
Chiefs	C.Santos 48 yd. Field Goal	3-12:13
Titans	R.Succop 48 yd. Field Goal	3-8:05
Chiefs	G.Escobar 2 yd. pass from T.Bray	3-1:52
Chiefs	T.Jones 68 yd. pass from J.Stave	4-9:54

Missed FGs: None  
Attendance: 60,213  
Time of Game: 3:07  
Weather: Sunny, 79° F, wind 4 mph  
Referee: Ronald Torbert

CLICK TO WATCH HIGHLIGHTS



## TEAM STATISTICS

	Titans	Chiefs
TOTAL FIRST DOWNS	16	16
THIRD DOWN EFFICIENCY	4-15-27%	4-12-33%
FOURTH DOWN EFFICIENCY	0-1-0%	0-0-0%
TOTAL NET YARDS	265	377
Plays - Avg.	67-4.0	54-7.0
NET YARDS RUSHING	106	68
Rushes - Avg.	29-3.7	27-2.5
NET YARDS PASSING	159	309
Sacks - Yards Lost	2-7	1-7
PASS ATT-COMP-INT	36-15-1	26-17-0
PUNTS - Average	8-50.5	6-47.8
PUNT RETURNS - Yards	0-0	5-120
KICKOFFS RETURNS - Yards	1-13	2-59
INTERCEPTIONS - Yards	0-0	1-0
PENALTIES Number and Yards	6-61	5-30
FUMBLES - Lost	1-0	1-1
TOUCHDOWNS	0	4
EXTRA POINTS Made-Attempts	0-0	3-4
FIELD GOALS Made-Attempts	2-2	1-1
RED ZONE EFFICIENCY	0-1-0%	1-2-50%
GOAL TO GO EFFICIENCY	0-0-0%	1-2-50%
SAFETIES	0	0
GIVEAWAYS	1	1
TAKEAWAYS	1	1
TIME OF POSSESSION	32:07	27:53

## TITANS STARTERS

OFFENSE			DEFENSE		
WR 10	T.McBride	DE 90	D.Jones		
TE 81	J.Smith	NT 96	S.Williams		
TE 89	P.Supernaw	DT 94	A.Johnson		
LT 71	D.Kelly	OLB 93	K.Dodd		
LG 66	J.Matias	ILB 55	J.Brown		
C 68	T.Lelito	ILB 50	N.Palmer		
RG 62	C.Levin	OLB 58	E.Walden		
RT 69	T.Marz	CB 25	A.Jackson		
WR 19	T.Sharpe	SS 21	D.Searcy		
QB 16	M.Cassel	FS 42	D.Johnson		
RB 32	D.Fluelen	CB 36	L.Sims		

## CHIEFS STARTERS

OFFENSE			DEFENSE		
WR 14	D.Robinson	LDE 95	C.Jones		
LT 62	I.Battle	NT 98	R.Miller		
LG 65	J.Devey	RDE 94	J.Jenkins		
C 68	M.Person	LB 92	T.Kpassagnon		
RG 60	A.Tiller	LB 51	F.Zombo		
RT 67	J.Cheek	LB 57	K.Pierre-Louis		
TE 85	O.Charles	CB 31	D.Bausby		
TE 88	R.Travis	CB 24	D.White		
WR 81	S.Jones	CB 27	K.Acker		
QB 15	P.Mahomes	S 21	E.Murray		
RB 40	D.Redding	S 25	S.Terrell		

## TITANS INDIVIDUAL STATISTICS

Rushing	Att	Yds	Avg	Lg	TD
D.Fluelen	19	74	3.9	9	0
A.Tanne	2	19	9.5	16	0
K.Muhammad	3	11	3.7	5	0
B.Radcliff	2	5	2.5	4	0
A.Judd	2	0	0.0	2	0
T.Taylor	1	-3	-3.0	-3	0
Total	29	106	3.7	16	0

Passing	Att	Cmp	Yds	TD	Lg	IN	Rt
A.Tanne	22	9	101	0	25	1	36.4
T.Ferguson	10	3	30	0	13	0	39.6
M.Cassel	4	3	35	0	20	0	101.0
Total	36	15	166	0	25	1	44.4

Receiving	No	Yds	Avg	Lg	TD
T.McBride	3	29	9.7	15	0
J.Cunningham	2	39	19.5	25	0
J.Smith	2	25	12.5	20	0
D.Jennings	2	16	8.0	8	0
J.Amaro	1	19	19.0	19	0
J.Krause	1	13	13.0	13	0
T.Sharpe	1	12	12.0	12	0
K.Mabon	1	9	9.0	9	0
J.Bacci	1	3	3.0	3	0
D.Fluelen	1	1	1.0	1	0
Total	15	166	11.1	25	0

Interceptions	No	Yds	Avg	Lg	TD
Total	0	0	-	-	0

Leading Tacklers (Press Box Totals)  
N. Palmer 7-6-1; D. Hurst 7-5-2; J. Carraway 5-3-2.

Sacks: D. Brown 1 FF: None FR: K. Dodd 1

## CHIEFS INDIVIDUAL STATISTICS

Rushing	Att	Yds	Avg	Lg	TD
D.Redding	21	59	2.8	20	0
P.Mahomes	3	13	4.3	7	0
J.Stave	3	-4	-1.3	-1	0
Total	27	68	2.5	20	0

Passing	Att	Cmp	Yds	TD	Lg	IN	Rt
P.Mahomes	16	9	183	1	53	0	117.4
T.Bray	8	6	63	1	23	0	137.0
J.Stave	2	2	70	1	68	0	158.3
Total	26	17	316	3	68	0	145.7

Receiving	No	Yds	Avg	Lg	TD
M.Kemp	5	55	11.0	22	0
D.Robinson	3	127	42.3	53	1
G.Escobar	2	25	12.5	23	1
D.Redding	2	10	5.0	8	0
T.Jones	1	68	68.0	68	1
J.Chesson	1	12	12.0	12	0
R.Travis	1	10	10.0	10	0
S.Jones	1	7	7.0	7	0
T.Stevens	1	2	2.0	2	0
Total	17	316	18.6	68	3

Interceptions	No	Yds	Avg	Lg	TD
U. Eligwe	1	0	0.0	0	0
Total	1	0	0.0	0	0

Leading Tacklers (Press Box Totals)  
U. Eligwe 6-4-2; S. Terrell 6-4-2; T. Smith 6-4-2

Sacks: F. Zombo 1; M. Rush 1 FF: F. Zombo 1  
FR: None



## NOTES FROM LAST WEEK'S GAME

**CASSEL STARTS:** With **Marcus Mariota** receiving the night off, veteran **Matt Cassel** notched his first start of the preseason at quarterback. His final numbers included three completions for 35 yards on four attempts. In three preseason appearances, he was 15-of-24 for 185 yards and a passer rating of 86.3.

**FLUELLEN SHINES:** **David Fluellen** started at running back and led the team with 74 rushing yards on 19 carries. Fluellen's preseason totals included 33 carries for a team-high 161 yards and one touchdown. He finished third in the NFL in rushing yards during the preseason behind only Carolina's **Cameron Artis-Payne** (180 rushing yards) and Pittsburgh's **Terrell Watson** (173).

**STARTING OFFENSIVE LINE:** The starters along the offensive line were left tackle **Dennis Kelly**, left guard **Josue Matias**, center **Tim Lelito**, right guard **Corey Levin** and right tackle **Tyler Marz**. The group played together into the fourth quarter.

**PRESEASON OFFENSIVE LEADERS:** The Titans statistical leaders for the preseason included quarterback **Alex Tanney** (378 passing yards), running back **David Fluellen** (161 rushing yards), wide receiver **Tre McBride** (nine receptions) and wide receiver **Taywan Taylor** (145 receiving yards).

**DODD RECORDS TAKEAWAY:** Early in the second quarter, outside linebacker **Kevin Dodd** helped end a Kansas City threat with a takeaway. With the Chiefs on the Tennessee eight-yard line, quarterback **Patrick Mahomes** mishandled the snap, and Dodd pounced on the ball to record the team's fourth defensive fumble recovery of the preseason.

**TACKLE LEADERS:** Against the Chiefs, linebacker **Nate Palmer** and defensive back **Demontre Hurst** tied for the team lead with seven tackles. However, the Titans' tackle leader for the preseason was rookie linebacker **Jayon Brown**. Brown tallied three stops at Kansas City and 13 total in four preseason games.

**THIRD DOWN DEFENSE:** The Titans defense held the Chiefs offense to a preseason low of 33 percent on third down (four of 12).

**SUCCOP MAKES TWO:** Kicker **Ryan Succop** returned to Kansas City, where he spent the first five seasons of his career, and made both of his field goal attempts. He made a 40-yard field goal in the first quarter and a 48-yard field goal in the third quarter.

**BUSY DAY FOR KERN:** **Brett Kern** tied his preseason high with eight punts. He averaged 50.5 yards per punt (35.5 net average) with a pair of punts placed inside the 20.

**STARTERS SIT:** Nearly all of the Titans offensive and defensive starters



were held out of action for the team's fourth and final preseason game. The only starters against the Chiefs who previously started a game during this preseason were cornerbacks **Adoree' Jackson** and **LeShaun Sims** and defensive linemen **DaQuan Jones**, **Sylvester Williams** and **Austin Johnson**.

**EVERYBODY PLAYS:** The Titans went into the Kansas City game with a roster of 87 players. By the end of the evening, every healthy player on the roster had played in at least one preseason contest.

**CAPTAINS:** The three captains for the preseason finale were quarterback **Matt Cassel**, safety **Da'Norris Searcy** and linebacker **Daren Bates**.

## SELECT TITANS POSTGAME QUOTES

**THURSDAY, AUG. 31, 2017**

**HEAD COACH MIKE MULARKEY**

*(opening statement)*

Not the way you want to end the preseason, but like I told our guys in the locker room I was actually very proud of them because I know that each and every one of them that played tonight, some of them for their last game, I know they gave their best effort and competed as best they could. At the end of the day, that is all you can ask of yourself when you walk off the field or you leave whatever job is going to be the next one. Just do the best you can and I know they did that and that is all you can ask of your guys. I appreciate them.

*(on the decision to hold starters out)*

Healthy going into the opener was the number one objective going out of training camp was to have everybody healthy to go against Oakland.

*(on if he wanted the starters to prepare as if they were playing)*

They did not know until today so they prepared mentally, physically all the way up until about 11:30 this morning they thought they were playing. Yeah I did. I wanted them to be into the game and they were into the game.

*(on the team's preseason routine)*

We just want to get a sweat with them that is all. Get them a workout in. It was good. Marcus (Mariota) wanted to go out and throw to everybody, which I thought was good. We got a lot of work done with those guys and I know this, we are where we wanted to be back in late July. We are at full strength.

*(on the importance of getting wide receiver Corey Davis into a pregame routine)*

Yeah it was. Again, probably me being overly cautious wanting him for that Oakland game as well, but it was good to get him into the throwing routine with Marcus (Mariota) and actually get (Eric) Decker in there as well.





## SELECT TITANS POSTGAME QUOTES

**(on cornerback Kalan Reed's performance against the Chiefs)**

I saw the same thing as you guys saw. The message this morning was one of the keys for the defense was don't let anybody get behind you. That is where we have had some issues this preseason and that was the case tonight. We had too many guys get over the top and make plays. They obviously made way more plays and we made very few. I give them credit there were some circus catches all over the field by their team and they made plays off of it.

**(on if any players caught his eye during today's game)**

Right off the bat, again I like to watch the O-line, especially that second group. See how well they held up and what they did in the run game. You are talking about the guys that started the game and played the first three quarters. I thought we were running the ball pretty effectively with them. I thought (David) Fluellen ran the ball well.

**(on if the team is ready for the regular season opener)**

It is ready, yeah.

**(on linebacker Kevin Dodd's injury during the game)**

He bruised his hip. Came in and went back in the game. That was really important that he did that for himself more than anybody. That he can go in, get dinged and go back and play, so I was impressed with that. That was something that he needed to do.

**(on what his initial reaction to Kevin Dodd's injury was)**

Well the way he hit the quarterback, I was thinking I do not know how he is the one laying on the field. I mean he walloped (Patrick) Mahomes and obviously that was another one of those circus catches and I was just surprised he was down but he got a knee in a touchy spot, the hip.

**(on how he thought cornerback Adoree' Jackson played in today's game)**

Did some good things. I didn't think the main attraction. I mean I am not trying to pick on him but I thought he did some good things. I thought it was another good night, another good experience for him for as many reps as he got.

**(on if making roster cuts gets any easier each year)**

No, it doesn't. I think that even tonight there was some things that may make some of the decisions a little tougher even. Like I said earlier in the week, I do not look forward to telling someone you can't play the game anymore. Some of them will not play again. That is tough for anybody.

**(on if he thinks Adoree' Jackson had an interception in the first quarter)**

I know he did. I was standing right there. There was not anybody closer but me. I am not disappointed in the replay. I am disappointed that they did not see it officially. Why we had to continue to keep going to instant replay to see things that were evident on the field is frustrating. That is a big play. Somebody has to have their eyes on it. On a tipped ball, interceptions occur. Again, Jayon (Brown) said he had the ball. I believe Jayon. There were two turnovers that we did not get. I am frustrated with actually not calling it. Not the replay system. I am frustrated that they did not call the right call.

**(on the officials not ruling the play as an interception)**

I can complain all I want about it and get in their ear, but I have never had them change a call. They know the frustration with it. You know it is preseason for them too. They're trying to do their job and get ready for the regular season and there is a lot for them. A lot for them to learn from this tape as well as our players.

**(on linebacker Jayon Brown's performance during the preseason)**

I would say that he has been that way since he has stepped on the field. The game is not too big for a rookie in his position. He has just made a lot of plays. He is around the ball a lot. He is a good football player.

**TE DELANIE WALKER****(on where he feels he's at offensively entering into the regular season)**

That's a good question. I think we're where we want to be at offense-wise. Of course, we can always get better. I think that's what we're going to be moving towards going into Week One; just trying to get back on assignment running the ball and being able to pass it.

**(on the improvements the team made during the preseason)**

I would say running the ball. I think we ran the ball really well and that's what we do. We run the ball well. If we can keep that up going into Week One, I think we'll be in a good spot.

**TE JONNU SMITH****(on his first preseason in the NFL)**

It was definitely a great experience. Definitely a learning experience. We just want to continue to feed off that into the regular season.

**DT JURRELL CASEY****(on if the defense took a step forward this preseason)**

I believe so. Everybody came off flying around, I believe we executed a lot. We didn't do too bad at all. I think we are where we wanted to be from last year. All it's going to take is all of us executing on all three phases offense, defense and special teams. That's how you win football games. Once we do that, we'll be great.

**DL KARL KLUG****(on if he thinks this team is ready for the regular season)**

I think so. It might not show in some of these games. But, we've got a lot of guys sitting and stuff. We still have corrections to make. But, I think we're ready. We're all mentally and physically ready.

**(on his level of excitement entering the regular season)**

Real excited. It would be nice to get the preseason out of the way and just focus on the Raiders, and put our best foot forward against them.

**(on if roster cuts get any easier, even as a seven-year NFL veteran)**

No. It does not. I'm still looking at myself – did I do everything I possibly could to earn my keep? We'll find out tomorrow.

**(on saying goodbye to teammates as roster cuts are made)**

Definitely. That's the hard part. I wish they could somehow change that and do that when we're not all in the building. It sucks when you see guys get tapped on the shoulder and they're finding out they lost their job. I don't like seeing that. You never get used to that.

## EXECUTIVE VICE PRESIDENT/GENERAL MANAGER JON ROBINSON

**Jon Robinson** was hired as Titans general manager on Jan. 14, 2016 after spending two years as director of player personnel for the Tampa Bay Buccaneers. Nearly one year later, on Jan. 5, 2017, he was promoted to executive vice president/general manager.

"Jon has done great work since his arrival to our organization and this is a way to recognize that fact," controlling owner **Amy Adams Strunk** said upon promoting Robinson. "His leadership and football acumen helped change our culture and improve our team. He and Mike (Mularkey) deserve a great deal of credit for our turnaround this year and I am hopeful that will continue this coming year and into the future. This is an acknowledgement of his work and it puts him on equal footing with others in the league who direct football operations."

"This organization means the world to me and I am working on a daily basis to make it better," said Robinson. "I don't stand alone in this task of improving our team – from ownership, Mike and the coaches, the players who have bought in to our program, scouts and staff. We all have worked together to create a family and hopefully a culture of long-term success."

Early in the 2017 offseason, Robinson used free agency to address needs on defense and special teams. Most notably, he spearheaded deals for cornerback **Logan Ryan** (New England), safety **Johnathan Cyprien** (Jacksonville), nose tackle **Sylvester Williams** (Denver) and returner **Eric Weems** (Atlanta). In June, he led the charge to sign veteran wide receiver **Eric Decker** (New York Jets).

In the 2017 NFL Draft, Robinson spent first-round picks on wide receiver **Corey Davis** (fifth overall) and cornerback **Adoree' Jackson** (18th overall). It marked the first time the franchise had a pair of first-round draft selections since 1987. Davis and Jackson were the initial two players of a nine-player draft haul that also featured wide receiver **Taywan Taylor** and tight end **Jonnu Smith** in the third round.

In his first season as an NFL general manager, Robinson's leadership and decision-making helped the Titans triple their win total from the previous season, finishing 9-7 after a 3-13 finish in 2015. The six-win improvement tied for the most in franchise history (1967 and 1974) and doubled the previous club benchmark for the most wins in the first year under a new general manager (three by **Bum Phillips** in 1975).

Within his first four months on the job, Robinson made several key personnel decisions. On March 9, Robinson made his first major acquisition, swapping fourth-round draft picks with the Philadelphia Eagles in exchange for running back **DeMarco Murray**. The trade provided major dividends in 2016, as Murray led the AFC and ranked third in the NFL with 1,287 rushing yards. Murray also ranked fourth in the NFL in scrimmage yards (1,664) and first downs (84) and finished tied for seventh in total touchdowns (12).

Around the same time, Robinson began to work the free agent market. Center **Ben Jones** and wide receiver **Rishard Matthews** highlighted the haul, and both were instrumental in helping to transform the Titans offense into the 11th-ranked unit in the NFL. Jones started all 16 games and keyed a rushing attack that ranked third in the league, while Matthews set career highs with 65 receptions (tied for the team lead), a team-high 945 receiving yards and a team-high nine touchdown receptions. The latter number tied for sixth in the NFL and tied for ninth in franchise history.

On April 14, 2016, two weeks before the NFL Draft, Robinson and the Titans dealt the first overall pick to the Los Angeles Rams in one of the biggest trades in recent NFL history. The Titans gave up the No. 1 pick and a fourth-rounder in order to receive the 15th overall pick, two second-rounders and a third-rounder in 2016, plus the Rams' first- and third-round picks in 2017. From 1990–2015, there were seven trades involving the No. 1 overall pick, but this was the first since 2004, when the San Diego Chargers selected **Eli Manning** with the first pick and dealt his rights to the New York Giants.

The Titans had their hands at one point or another on 17 selections in the 2016 draft due to five different trades (including one trade in 2015), and in the end, they ended up with a class of 10 players, including four of the top 45 picks. Robinson swung a draft-day trade with the Cleveland Browns to move back up to the eighth slot to choose Michigan State tackle **Jack Conklin**.

All 10 members of Robinson's first draft class played in at least one game. They accumulated a total of 110 games played and 38 starts, including 16 starts at right tackle by Conklin. The eighth-overall pick capped his successful rookie campaign by being named first-team All-Pro by Associated Press. Other rookies in 2016 who made significant contributions included second-round running back **Derrick Henry**, third-round safety **Kevin**



### TITANS PERSONNEL/SCOUTING STAFF

Jon Robinson . . . . .	Executive Vice President/General Manager
Vin Marino . . . . .	Vice President of Football Administration
Carly Mygrants . . . . .	Executive Assistant to EVP & General Manager/Football Administration
Ryan Cowden . . . . .	Director of Player Personnel
Brian Gardner . . . . .	Director of Pro Scouting
Jon Salge . . . . .	Director of College Scouting
Phil Neri . . . . .	National Scout
Brandon Taylor . . . . .	National Scout
Steve Hutchinson . . . . .	Pro Scout
Kevin Turks . . . . .	Pro Scout
Mike Boni . . . . .	College Scout
Patrick Callaway . . . . .	College Scout
Tom Roth . . . . .	College Scout
Wes Slay . . . . .	College Scout
Dale Thompson . . . . .	College Scout
T.J. Earley . . . . .	Scouting Coordinator
Casey Callahan . . . . .	Scouting Assistant
Tosin Kazeem . . . . .	Scouting Assistant

**Byard** and fifth-round wide receiver **Tajae Sharpe**.

Robinson arrived in Tennessee with a wide range of experience from working his way up on the personnel side of the NFL. From 2014–2015, he served as director of player personnel for the Buccaneers and oversaw both college and pro departments as the team rebuilt its roster. The 2015 Buccaneers draft class made a significant impact, including four rookie starters: quarterback **Jameis Winston**, tackle **Donovan Smith**, guard **Ali Marpet** and linebacker **Kwon Alexander**.

"Our goal here is to win, bottom line," Robinson said after accepting the new job. "That is a measuring stick that all franchises are measured by. Mike (Mularkey) and I have an aligned vision of what we want this team to look like. We want tough players, we want coachable players, we want smart players and most importantly we want players with a team-first attitude. My role here is to insure we find those players. I will coach the personnel staff on the type of players that we want and identify the guys that are true fits of what we are looking for in a Titan."

Prior to joining Tampa Bay, Robinson spent 12 years with the New England Patriots, including his last five years (2009-13) as the director of college scouting. In the five years heading up their college scouting, the Patriots added a number of key components to their roster that won the Super Bowl in 2014, including wide receiver **Julian Edelman**, defensive back **Devin McCourty**, tight end **Rob Gronkowski**, tackle **Nate Solder** and defensive end **Chandler Jones**. He joined the Patriots as an area scout in 2002, a role he served for four seasons. Robinson then spent two years (2006-07) as a regional scout, before being promoted to assistant director





of college scouting in 2008 and then director of college scouting in 2009. In his time scouting for the Patriots the team won 10 division titles, four conference titles and two Super Bowls (2003, 2004).

"I was really most specifically on the college side as the college director (in New England). So my duties there were to organize all of the scouting of the college players in preparation for the draft and rookie free agency. When I got to Tampa, I was really exposed to everything as it relates to the day-to-day operations of running the football team, to the Monday meetings with the trainer and (general manager) Jason (Licht), working through the emergency list, the practice squad list, preparing for free agency, along with overseeing the college draft. It really opened my eyes to everything that goes on on a day-to-day basis, on a weekly basis, on a monthly basis that an NFL team has to prep for."

Robinson played three years at Southeast Missouri State as a defensive lineman after starting his college career at the Air Force Academy. Following his college career as a player, he spent one season (1998) coaching at his alma mater and three years (1999-2001) coaching at Nicholls State.

A native of Union City, Tenn., Robinson and his wife, Jaimie, have two daughters, Taylor and Bailey.

#### Jon Robinson's Background:

**2017:** Tennessee Titans - Executive Vice President/General Manager

**2016:** Tennessee Titans - General Manager

**2014-15:** Tampa Bay Buccaneers - Director of Player Personnel

**2009-13:** New England Patriots - Director of College Scouting

**2006-07:** New England Patriots - Regional Scout

**2002-05:** New England Patriots - Area Scout

**1999-01:** Nicholls State - Assistant Coach

**1998:** Southeast Missouri State - Assistant Coach

## NEW GENERAL MANAGERS

**Jon Robinson** was the 13th general manager hired in franchise history. In his first season, he helped lead the Titans to a 9-7 record after inheriting a 3-13 squad from 2015. No new general manager for the club had ever before seen a win increase of more than three games in his first season.

Robinson's nine wins were one shy of the previous record for a first-year general manager, a mark shared by **Mike Reinfeldt** (10-6 in 2007) and **Don Suman** (10-3-1 in 1961).

#### History of Titans/Oilers new general managers and improvement in first season:

New GM	1st Season	W-L in 1st Season	Team W-L Prev. Season	Win Improvement
<b>Jon Robinson</b>	<b>2016</b>	<b>9-7</b>	<b>3-13</b>	<b>6</b>
Ruston Webster	2012	6-10	9-7	-3
Mike Reinfeldt	2007	10-6	8-8	2
Floyd Reese	1994	2-14	12-4	-10
Mike Holovak	1989	9-7	10-6	-1
Ladd Herzeg	1981	7-9	11-5	-4
Bum Phillips	1975	10-4	7-7	3
Sid Gillman	1973	1-13	1-13	0
John Breen	1971	4-9-1	3-10-1	1
Don Klosterman	1966	3-11	4-10	-1
Carroll Martin	1964	4-10	6-8	-2
Frank "Pop" Ivy	1963	6-8	11-3	-5
Don Suman	1961	10-3-1	10-4	0

Among the four new NFL general managers hired in 2016, Robinson led the group by leading the Titans to six more wins than the previous season.

#### New NFL general managers in 2016:

New GM	Team	2016 W-L	Team's 2015 W-L	Win Improvement
<b>Jon Robinson</b>	<b>Tennessee Titans</b>	<b>9-7</b>	<b>3-13</b>	<b>6</b>
Chris Grier	Miami Dolphins	10-6	6-10	4
Bob Quinn	Detroit Lions	9-7	7-9	2
Paul DePodesta*	Cleveland Browns	1-15	3-13	-2

\* Title is Chief Strategy Officer

## 2017 VETERAN ROSTER ADDITIONS

### 53 DAREN BATES – LINEBACKER

Previous Team: Oakland Raiders

5-11 • 225 • Auburn • 5th NFL Season

Daren Bates was signed by the Titans in the opening days of free agency. He spent 2016 with the Oakland Raiders following three seasons with the St. Louis Rams.

A linebacker with significant special teams experience, Bates totaled 31 special teams stops in 60 career NFL games prior to his arrival in Tennessee. He played in 16 games for the Raiders last season and registered seven special teams tackles and three stops on defense.

Following a career at Auburn University, where he led the Tigers with 104 tackles as a junior, Bates entered the NFL as an undrafted free agent with the St. Louis Rams. He is a native of Olive Branch, Miss.

### 37 JOHNATHAN CYPRIEN – SAFETY

Previous Team: Jacksonville Jaguars

6-0 • 223 • Florida International • 5th NFL Season

Johnathan Cyprien was signed by the Titans following four seasons and 60 games (all starts) with the Jacksonville Jaguars (2013–2016).

During his time in Jacksonville, Cyprien totaled 442 tackles. In three of his four years there, he finished as one of the team's top two tacklers, including 2014, when he led the team with 111 tackles. His career totals also included two sacks, two interceptions, four forced fumbles, two fumble recoveries and 15 passes defended.

In 2016, Cyprien was a part of the NFL's sixth-ranked overall defense (fifth in passing defense). He started all 16 games for the first time in his career and posted a career-high 126 tackles, which ranked second on the team.

A native of North Miami Beach, Fla., Cyprien was selected by the Jaguars in the second round of the 2013 NFL Draft following his career at Florida International University. He was a four-year starter for the Golden Panthers and set school records for career tackles (365) and forced fumbles (6).

### 87 ERIC DECKER – WIDE RECEIVER

Previous Team: New York Jets

6-3 • 214 • Minnesota • 8th NFL Season

Eric Decker was signed by the Titans as a free agent late in the 2017 offseason. He spent the previous three seasons with the New York Jets after beginning his career with four campaigns as a member of the Denver Broncos.

Prior to joining the Titans, Decker registered three 1,000-yard receiving seasons and three double-digit touchdown campaigns, appearing in 95 games (75 starts) with 385 receptions for 5,253 yards and 52 touchdowns.

From 2012–2016, Decker tied for fifth in the NFL with 43 receiving touchdowns. From 2012–2015, only Decker, Calvin Johnson and Demaryius Thomas produced at least 70 receptions, 900 receiving yards and five touchdowns in every season.

The Cold Spring, Minn., native was originally selected by the Denver Broncos in the third round (87th overall) of the 2010 NFL Draft following his time at the University of Minnesota, where he was a two-sport athlete in





## 2017 VETERAN ROSTER ADDITIONS

football and baseball. On the gridiron, he totaled 227 receptions for 3,119 yards (13.7 avg.) with 24 touchdowns.

### 95 DAVID KING – DEFENSIVE END

Previous Team: Kansas City Chiefs

6-4 • 281 • Oklahoma • 2nd NFL Season

David King was acquired by the Titans at the end of the 2017 preseason in a trade with the Kansas City Chiefs.

King originally entered the NFL as a seventh-round pick (239th overall) by the Philadelphia Eagles in the 2013 NFL Draft. He then spent time with the Cincinnati Bengals (2013–2014) and Seattle Seahawks (2014–2015) before landing with the Chiefs in 2015. His totals during that span included four tackles, one tackle for loss, 1.5 sacks and two passes defended in 10 games.

King was with the Chiefs for nearly the entire 2016 campaign. He spent 11 total games on the practice squad and four games on the 53-man roster. He played in two games.

A native of Houston, Texas, King played four seasons at the University of Oklahoma, where he saw action in 43 games (21 starts) and accumulated 75 tackles and 5.5 sacks. As a senior, he was named second-team All-Big 12 by the league's coaches.

### 26 LOGAN RYAN – CORNERBACK

Previous Team: New England

5-11 • 195 • Rutgers • 5th NFL Season

Logan Ryan was signed by the Titans early in the 2017 unrestricted free agency signing period. He spent his first four NFL seasons with the New England Patriots.

During his time in New England, Ryan was a contributor to two Super Bowl titles. While with the Patriots he played in 64 games, including 40 starts, and totaled 13 interceptions, 41 passes defended, 251 tackles, two sacks and three forced fumbles. His 13 interceptions from 2013–2016 ranked seventh among NFL corners.

In 2016, Ryan led the Patriots in tackles (92), also adding two interceptions, 11 passes defended and one sack as part of a defense that was ranked first in points allowed and eighth in yards allowed.

A native of Voorhees, N.J., Ryan was a third-round pick by the Patriots in the 2013 NFL Draft following a four-year career at Rutgers. As a cornerback for the Scarlet Knights, he started 27 games and earned All-Big East honors as a junior and senior.

### 41 BRYNDEN TRAWICK – SAFETY

Previous Team: Oakland Raiders

6-2 • 225 • Troy • 5th NFL Season

Brynden Trawick was signed by the Titans in the opening days of free agency. He is entering his fifth NFL season following three seasons with the Baltimore Ravens (2013–2015) and one campaign with the Oakland Raiders (2016).

Trawick arrived in Tennessee with 53 games of NFL experience, primarily as a special teams standout. In addition to his 35 career special teams tackles, his totals for his first four seasons included 19 stops and one interception as a safety.

He led Oakland with 14 special teams tackles (14) in 2016, one year after leading Baltimore with nine special teams stops (2015).

Trawick entered the NFL as a rookie free agent with the Ravens in 2013. He played the final two years of his college career at Troy, where he earned All-Sun Belt honors as a senior safety.

### 58 ERIK WALDEN – OUTSIDE LINEBACKER

Previous Team: Indianapolis Colts

6-2 • 250 • Middle Tennessee State • 10th NFL Season

Eric Walden was signed by the Titans on the eve of training camp to give the Titans leadership, experience and depth at outside linebacker.

He spent the nine previous seasons with four NFL franchises, including the last four seasons with the Indianapolis Colts. In 129 career games prior to his arrival in Tennessee, he recorded 86 starts and totaled 32 career sacks, seven forced fumbles and 45 tackles for loss.

In 2016 with the Colts, he posted a career-high 11.0 sacks, which ranked eighth in the NFL and tied for the ninth most in a season in Colts



history. He added 46 tackles, three forced fumbles and nine tackles for loss.

Walden was drafted in the sixth round of the 2008 NFL Draft by the Dallas Cowboys. He went on to play for the Kansas City Chiefs (2008), Miami Dolphins (2008-10) and Green Bay Packers (2010-12) before going to the Colts.

A native of Dublin, Ga., Walden was a two-time All-Sun Belt selection as a defensive end at Middle Tennessee State and finished his career with 22.5 sacks to become the school's all-time leader.

### 14 ERIC WEEMS – WIDE RECEIVER/RETURNER

Previous Team: Atlanta Falcons

5-9 • 195 • Bethune-Cookman • 10th NFL Season

Eric Weems was signed as an unrestricted free agent in the 2016 off-season. The wide receiver/kick returner has been in the NFL since 2007, when he entered the NFL as a rookie free agent with the Atlanta Falcons.

Prior to joining the Titans, Weems spent two multi-year stints with the Falcons (2007–2011 and 2014–2016) in addition to two seasons with the Chicago Bears (2012–2013). His career totals with the Falcons and Bears included 121 punt returns for a 10.8-yard average, which ranks fifth among active players; 165 kickoff returns for a 24.3-yard average; and 38 receptions for 353 yards. He added 102 career special teams tackles, leading his teams in the category four times.

In 2016, Weems appeared in all 16 games for the NFC Champion Falcons. He averaged 11.4 yards on 24 punt returns and 23.0 yards on 17 kickoff returns, and he led the Falcons with 15 special teams tackles.

Weems earned a Pro Bowl selection in 2010, when he established career highs in punt return average (12.8) and kickoff return average (27.5).

A native of Ormond Beach, Fla., Weems attended Bethune-Cookman University.

### 96 SYLVESTER WILLIAMS – NOSE TACKLE

Previous Team: Denver Broncos

6-2 • 313 • North Carolina • 5th NFL Season

Sylvester Williams was signed by the Titans early in the 2017 unrestricted free agency signing period. He spent his first four NFL seasons with the Denver Broncos.

Williams was a first-round selection (28th overall) by the Broncos in the 2013 NFL Draft. During his four years in Denver, he played in 60 games, including 48 starts, and totaled 93 tackles, 5.5 sacks and 17 tackles for loss.

He was a starter in a defense that finished in the NFL's top four overall rankings (yards allowed) in each season from 2014–2016, including the top ranked defense in 2015. The 2014 Broncos defense ranked second in the NFL against the run, as they set a franchise record for fewest rushing yards allowed in a season.

Williams also brings extensive playoff experience, playing seven post-season contests during his four-year career, including a Super Bowl victory (50) and a Super Bowl defeat (XLVII).

A native of Jefferson City, Mo., Williams played the final two years of his college career at the University of North Carolina, starting every game. He earned All-America honors as a senior and led all ACC defensive tackles in sacks with six. He started his college career at Coffeyville Community College.

## TRADES BY JON ROBINSON

Since being hired as Titans general manager in January 2016, **Jon Robinson** has engineered the following trades:

### 2017 TRADES

Trade Date/Teams	Compensation	Overall	Player Selected	Note
<b>1. April 28, 2017 (Draft Day Trade)</b>				
Tennessee Receives:	Draft Choice: Round 3, 2017	#72	WR Taywan Taylor	Pick originally from Carolina
	Draft Choice: Round 6, 2017	#200	T Adam Bisnowaty	Pick traded to N.Y. Giants; originally from Indianapolis
New England Receives:	Draft Choice: Round 3, 2017	#83	DE Derek Rivers	
	Draft Choice: Round 4, 2017	#124	LB Jalen Reeves-Maybin	Pick traded to Detroit
<b>2. April 29, 2017 (Draft Day Trade)</b>				
Tennessee Receives:	Draft Choice: Round 5, 2017	#155	LB Jayon Brown	
Philadelphia Receives:	Draft Choice: Round 5, 2017	#164	G Isaac Asiata	Pick traded to Miami
	Draft Choice: Round 6, 2017	#214	DT Elijah Qualls	Pick originally from Atlanta
<b>3. April 29, 2017 (Draft Day Trade)</b>				
Tennessee Receives:	Draft Choice: Round 6, 2017	#207	DB Brandon Wilson	Pick traded to Cincinnati
	Draft Choice: Round 7, 2017	#241	RB Khalfani Muhammad	
N.Y. Giants Receive:	Draft Choice: Round 6, 2017	#200	T Adam Bisnowaty	Pick originally from Indianapolis through New England
<b>4. April 29, 2017 (Draft Day Trade)</b>				
Tennessee Receives:	Draft Choice: Round 6, 2017	#217	OL Corey Levin	Compensatory pick
	Draft Choice: Round 7, 2017	#227	OLB Josh Carraway	
Cincinnati Receives:	Draft Choice: Round 6, 2017	#207	DB Brandon Wilson	Pick originally from N.Y. Giants
<b>5. Sept. 1, 2017</b>				
Tennessee Receives:	Player: DE David King			
Kansas City Receives:	Draft Choice: Round 7, 2018			Conditional Draft Choice

### 2016 TRADES

Trade Date/Teams	Compensation	Overall	Player Selected	Note
<b>1. March 9, 2016 — The DeMarco Murray Trade</b>				
Tennessee Receives:	Player: RB DeMarco Murray			
	Draft Choice: Round 4, 2016	#113	LB Nick Kwiatkoski	Pick traded from Tennessee to Los Angeles to Chicago
Philadelphia Receives:	Draft Choice: Round 4, 2016	#100	QB Connor Cook	Pick traded from Philadelphia to Cleveland to Oakland
<b>2. April 14, 2016 — Titans Trade First Overall Pick</b>				
Tennessee Receives:	Draft Choice: Round 1, 2016	#15	WR Corey Coleman	Pick traded from Tennessee to Cleveland
	Draft Choice: Round 2, 2016	#43	DL Austin Johnson	Pick originally from Philadelphia
	Draft Choice: Round 2, 2016	#45	RB Derrick Henry	
	Draft Choice: Round 3, 2016	#76	T Shon Coleman	Pick traded from Tennessee to Cleveland
	Draft Choice: Round 1, 2017	#5		
	Draft Choice: Round 3, 2017	#100		
Los Angeles Receives:	Draft Choice: Round 1, 2016	#1	QB Jared Goff	
	Draft Choice: Round 4, 2016	#113	LB Nick Kwiatkoski	Pick originally from Philadelphia; traded from Los Angeles to Chicago
	Draft Choice: Round 6, 2016	#177	TE Temarrick Hemingway	
<b>3. April 28, 2016 (Draft Day Trade) — The Move Up to Get Conklin</b>				
Tennessee Receives:	Draft Choice: Round 1, 2016	#8	T Jack Conklin	Pick originally from Miami through Philadelphia
	Draft Choice: Round 6, 2016	#176	RB Andy Janovich	Pick traded from Tennessee to Denver
Cleveland Receives:	Draft Choice: Round 1, 2016	#15	WR Corey Coleman	Pick originally from Los Angeles
	Draft Choice: Round 3, 2016	#76	T Shon Coleman	Pick originally from Los Angeles
	Draft Choice: Round 2, 2017	#52		
<b>4. April 30, 2016 (Draft Day Trade) — Titans Get Pair of Corners on Day 3</b>				
Tennessee Receives:	Draft Choice: Round 5, 2016	#157	CB LeShaun Sims	Pick originally from N.Y. Jets
	Draft Choice: Round 7, 2016	#253	CB Kalan Reed	
Denver Receives:	Draft Choice: Round 6, 2016	#176	RB Andy Janovich	Pick originally from Cleveland
	Draft Choice: Round 6, 2017	#203		
<b>5. Aug. 16, 2016 — Green-Beckham for Kelly</b>				
Tennessee Receives:	Player: G/T Dennis Kelly			
Philadelphia Receives:	Player: WR Dorial Green-Beckham			

## 2017 TITANS DRAFT REVIEW

**WR COREY DAVIS** | 6-3, 209, Western Michigan  
1st round, 5th overall

**College:** In four seasons at Western Michigan, Davis played and started 50 games. He registered 332 career receptions for 5,285 yards and 52 touchdowns, setting the Mid-American Conference record in each category and becoming the only player in FBS history with 300 catches, 5,000 yards and 50 touchdowns. His 5,285 career receiving yards were the most in FBS history, and he ended his career ranked second all-time in FBS history with 52 career receiving touchdowns (60 by Jarett Dillard). Davis' 332 career receptions ranked fourth all-time in FBS annals.



**CB ADOREE' JACKSON** | 5-10, 186, Southern California  
1st round, 18th overall

**College:** In three seasons at Southern California, Jackson started in 37 games. He posted 139 tackles, 29 passes defended, six interceptions including one for a touchdown, six stops for loss, three fumble recoveries and two forced fumbles on defense and notched 39 receptions for 628 yards with six touchdowns and 15 carries for 92 yards on offense. Jackson tied the NCAA records for most career touchdowns on kick returns (8) and all runbacks (9). He owns the USC career records for kickoff return yardage (2,141 yards) and kickoff returns (79) and his 27.1 career kick return average is second in USC annals. Jackson ranks fifth on USC's all-time punt return list (578 yards) and his four career punt return touchdowns is tied for the school record.

**WR TAYWAN TAYLOR** | 5-11, 203, Western Kentucky  
3rd round, 72nd overall

**College:** In four seasons at Western Kentucky, Taylor appeared in 52 games with 33 starts. He established Hilltopper career records with 253 receptions, 4,234 receiving yards and 41 receiving touchdowns, and he also set the single-season records with 98 receptions, 1,730 yards and 17 touchdowns, the latter of which he hit in both his junior and senior seasons. He was a two-time semifinalist for the Fred Biletnikoff Award, given to the nation's top wide receiver.



The 2017 Titans draft class (L to R): (front row) Taywan Taylor, Adoree' Jackson, Corey Davis, Khalfani Muhammad; (back row) Corey Levin, Josh Carraway, Jayon Brown, Jonnu Smith, Brad Seaton

## 2017 TITANS DRAFT PICKS

Rd.	Pick	Player	Pos.	College
1a	5	Corey Davis	WR	Western Michigan
1b	18	Adoree' Jackson	CB	Southern California
3a	72	Taywan Taylor	WR	Western Kentucky
3b	100	Jonnu Smith	TE	Florida International
5	155	Jayon Brown	LB	UCLA
6	217	Corey Levin	G/C	Chattanooga
7a	227	Josh Carraway	OLB	TCU
7b	236	Brad Seaton	T	Villanova
7c	241	Khalfani Muhammad	RB	California

**TE JONNU SMITH** | 6-3, 248, Florida International  
3rd round, 100th overall

**College:** In four seasons at Florida International, Smith appeared in 43 career games and tallied 178 receptions for 2,001 yards with 18 touchdowns. Smith finished his career as Florida International's all-time leader for tight ends in receptions and receiving yards. He ended his career ranking fourth on the school's career receptions list and fifth on the program's receiving yardage list. His 18 career receiving touchdowns rank third in school annals.

**LB JAYON BROWN** | 6-0, 226, UCLA  
5th round, 155th overall

**College:** In four seasons at UCLA, Brown appeared in 49 games with 21 starts and totaled 220 tackles, three sacks, nine tackles for loss, three interceptions, 15 passes defended, one forced fumble and four fumble recoveries. He started 21 games over his final two seasons and totaled nine games with double-digit tackles.

**G/C COREY LEVIN** | 6-4, 307, Chattanooga  
6th round, 217th overall

**College:** In four seasons at Chattanooga, Levin appeared in 52 career games with 51 starts, 45 of which were consecutive. A three-year starter on the offensive line, Levin proved his versatility making starts at left guard and at both left and right tackle. Three of Chattanooga's top five rushing totals in school history came with Levin starting on the offensive line, and he is one of only five three-time All-Americans in school history.

**OLB JOSH CARRAWAY** | 6-3, 242, TCU  
7th round, 227th overall

**College:** During a four-year career at Texas Christian, Carraway played in 43 games and amassed 133 tackles, 19 sacks, 27.5 stops for loss, four fumble recoveries, three forced fumbles, an interception and two passes defended. He was a two-time All-Big 12 first-team honoree and a 2016 Academic All-Big 12 recipient.

**T BRAD SEATON** | 6-8, 311, Villanova  
7th round, 236th overall

**Released by the Titans on Sept. 2, 2017**

**College:** In four seasons at Villanova, Seaton appeared in 33 games and made 30 starts at left tackle. He was named second-team All-Colonial Athletic Association as a senior.

**RB KHALFANI MUHAMMAD** | 5-7, 174, California  
7th round, 241st overall

**Currently on the Titans practice squad**

**College:** Muhammad played in 45 games with 13 starts during his four seasons at California and ranks second on the school's all-time list in kick returns (87) and kick return yards (1931) while his 4,575 career all-purpose yards are third (one more than fourth-place Marshawn Lynch's 4,574 yards). He also rushed for 2,073 career yards on 359 carries while racking up 14 total touchdowns.



## HEAD COACH MIKE MULARKEY

[Click For Complete Online Bio](#)

**Mike Mularkey** was named head coach of the Titans on Jan. 16, 2016. He served as the interim head coach for the final nine games of the 2015 season.

In his first full season as head coach, Mularkey helped the team to a 9-7 record, tripling the club's win total from the previous season. The six-win improvement tied for the most in franchise history (1967 and 1974), and Mularkey tied **Sid Gillman** (1974) for the highest win increase in franchise history among those in their first full season as head coach. Mularkey became the seventh Titans/Oilers head coach to reach nine wins in his first season.

The 2016 Titans defeated six teams with winning records in 2016—Detroit, Miami, Green Bay, Denver, Kansas City and Houston—to tie for the most such victories in the NFL, along with the Dallas Cowboys. Five of those wins were against playoff teams (all but Denver), which tied the Packers' total for the most in the league.

Under Mularkey's watch, five Titans players were voted to the Pro Bowl in 2016: tight end **Delanie Walker**, left tackle **Taylor Lewan**, running back **DeMarco Murray**, defensive tackle **Jurrell Casey** and outside linebacker **Brian Orakpo**. It was the team's most Pro Bowl selections since 2008.

Mularkey's offense in 2016 showed considerable improvement. Among many statistical increases, the Titans improved from the 30th-ranked overall offense in 2015 to 11th in 2016. They were third in the NFL in rushing in Mularkey's first full season at the helm, averaging 136.7 yards on the ground per game, and they also ranked third on third down (46.1 percent) in 2016. They were the NFL's most efficient team in the red zone (72.0 touchdown percent) and finished seventh in the league in sacks allowed (28).

Including 2017, Mularkey has 23 years of NFL coaching experience, with five seasons as a head coach and eight as an offensive coordinator, with prior coaching stops in Jacksonville, Atlanta, Miami, Buffalo, Pittsburgh and Tampa Bay. In five of the eight seasons he was a coordinator Mularkey's team went to the playoffs. He joined the Titans in 2014 as tight ends coach and was elevated to assistant head coach prior to the start of the 2015 season.

As a former NFL tight end, Mularkey played a total of 114 games in nine seasons with the Minnesota Vikings and Pittsburgh Steelers. His experience as a player has molded his style as a position coach. Including his rookie preseason with the 49ers, Mularkey spent his career playing for three of the NFL's legendary coaches in **Bill Walsh**, **Bud Grant** and **Chuck Noll**. As an assistant coach Mularkey has served on the staffs of **Sam Wyche**, **Bill Cowher**, **Nick Saban**, **Cam Cameron**, **Mike Smith** and **Ken Whisenhunt**.

Mularkey joined the Titans after one season (2012) with the Jacksonville Jaguars as the franchise's fourth head coach, and four seasons (2008-11) with the Atlanta Falcons as offensive coordinator. Over the four-year time span with the Falcons, the team advanced to the postseason three times, ranked ninth in the NFL in total yards (354.8 per game), seventh in points (24.5), eighth in rushing yards (125.7), third in fewest turnovers (84), fourth in fewest sacks allowed (93), and sixth in third down conversions (44.2).



In three of the four years with the Falcons, Mularkey's offense produced a 3,000-yard passer, a 1,000-yard receiver and a 1,000-yard rusher in the same season. His guidance saw the rise of quarterback **Matt Ryan**, wide receiver **Roddy White**, running back **Michael Turner**; and the continued growth of tight end **Tony Gonzalez**, who totaled 233 receptions and 19 touchdowns in their three years together. In 2010, Sporting News named Mularkey "Coordinator of the Year."

Prior to his time with the Falcons, Mularkey spent two seasons (2006-07) with the Miami Dolphins as the offensive coordinator in 2006, and tight ends coach in 2007. He joined the Dolphins after serving as head coach for the Buffalo Bills for two seasons (2004-05). In his first season with the team, the Bills finished 9-7, marking their only winning season over the last decade.

Eight seasons (1996-2003) with the Pittsburgh Steelers preceded Mularkey's time with the Bills. Mularkey served as the tight ends coach in his first five seasons. He molded **Mark Bruener** into an outstanding run-blocking tight end, while **Jerome Bettis** eclipsed the 1,000-yard rushing mark for five straight years. His final three seasons were spent as offensive coordinator, during which time he directed two top-five offenses (3rd, 2001 and 5th, 2002) and earned Assistant Coach of the Year in 2001 from the Pro Football Writers of America.

Mularkey entered the coaching ranks in 1993, overseeing the offensive line at Concordia College. He transitioned into the NFL in 1994, where he began as a quality control coach for the Tampa Bay Buccaneers before being promoted to tight ends coach the following season (1995).

Selected in the ninth round by the San Francisco 49ers in 1983, Mularkey was waived following his first training camp. He was signed by the Vikings, where he played for six seasons, before finishing his career with three years at Pittsburgh. He totaled 102 receptions and 1,222 career yards.

A graduate of Northeast High School in Ft. Lauderdale, Fla., Mularkey played quarterback and earned a scholarship to the University of Florida. He was a three-year letterman at tight end for the Gators from 1979-82. He and his wife, Betsy, have two sons -- Patrick and Shane.

### TENNESSEE TITANS 2017 COACHING STAFF

<b>Mike Mularkey</b>	Head Coach
<b>Dick LeBeau</b>	Asst. Head Coach/ Defensive Coordinator
<b>Terry Robiskie</b>	Offensive Coordinator
<b>Craig Auckerman</b>	Asst. Special Teams
<b>Brandon Blaney</b>	Defensive Asst.
<b>Sylvester Croom</b>	Running Backs
<b>Nick Eason</b>	Defensive Line
<b>Russ Grimm</b>	Offensive Line
<b>Steve Hoffman</b>	Special Teams
<b>Frisman Jackson</b>	Wide Receivers
<b>Steve Jackson</b>	Asst. Secondary
<b>Tom Kanavy</b>	Asst. Strength & Conditioning
<b>Jason Michael</b>	Quarterbacks
<b>Taylor Porter</b>	Strength & Conditioning Asst.
<b>Arthur Smith</b>	Tight Ends
<b>Lou Spanos</b>	Linebackers
<b>Luke Steckel</b>	Asst. Wide Receivers
<b>Mike Sullivan</b>	Asst. Offensive Line
<b>Deshea Townsend</b>	Secondary
<b>Steve Watterson</b>	Asst. Head Coach/ Strength & Conditioning
<b>Keith Willis</b>	Asst. Defensive Line



## MIKE MULARKEY AT A GLANCE

- Regular season record: 27-46 (.370)
- Record as Titans head coach: 11-14 (.440)
- Postseason record: 0-0
- Overall record: 27-46 (.370)
- Regular season home record: 16-20
- Regular season road record: 11-26
- Year as Titans head coach: 2
- Year as NFL head coach: 5
- vs. Raiders: 0-5
- At home vs. Raiders: 0-2
- On the road vs. Raiders: 0-3
- vs. Jack Del Rio: 0-3

### Mike Mularkey's Career Coaching Ledger:

Years	Team	Position
2016-2017	Tennessee Titans	Head Coach
2015	Tennessee Titans	Interim Head Coach
2015	Tennessee Titans	Asst. Head Coach/Tight Ends
2014	Tennessee Titans	Tight Ends
2012	Jacksonville Jaguars	Head Coach
2008-2011	Atlanta Falcons	Offensive Coordinator
2007	Miami Dolphins	Tight Ends
2006	Miami Dolphins	Offensive Coordinator
2004-2005	Buffalo Bills	Head Coach
2001-2003	Pittsburgh Steelers	Offensive Coordinator
1996-2000	Pittsburgh Steelers	Tight Ends
1995	Tampa Bay Buccaneers	Tight Ends
1994	Tampa Bay Buccaneers	Quality Control
1993	Concordia College	Offensive Line

### Mike Mularkey's Career Playing Ledger:

Years	Team	Position
1989-1991	Pittsburgh Steelers	Tight End
1983-1988	Minnesota Vikings	Tight End
1979-1982	University of Florida	Tight End

## TITANS/OILERS HEAD COACH HISTORY

COACH	YEARS	WON	LOST	TIED	PCT.
Lou Rymkus	1960-61	12	7	1	.625
Wally Lemm	1961, 1966-70	38	40	4	.487
Frank "Pop" Ivy	1962-63	17	12	0	.586
Sammy Baugh	1964	4	10	0	.285
Hugh "Bones" Taylor	1965	4	10	0	.285
Ed Hughes	1971	4	9	1	.321
Bill Peterson	1972-73	1	18	0	.052
Sid Gillman	1973-74	8	15	0	.347
O.A. "Bum" Phillips	1975-80	59	38	0	.608
Ed Biles	1981-83	8	23	0	.258
Chuck Studley	1983	2	8	0	.200
Hugh Campbell	1984-85	8	22	0	.266
Jerry Glanville	1985-89	35	35	0	.500
Jack Pardee	1990-94	44	35	0	.556
Jeff Fisher	1994-2010	147	126	0	.538
Mike Munchak	2011-13	22	26	0	.458
Ken Whisenhunt	2014-15	3	20	0	.130
Mike Mularkey	2015-17	11	14	0	.440

Records include postseason



## FIRST-YEAR TITANS/OILERS COACHES

Mike Mularkey concluded his first regular season as head coach with a 9-7 record. He became the seventh coach in team history to get to nine wins in his first season.

### Regular-season records of franchise head coaches in their first full seasons:

Coach	Season	Won	Lost	Tied
Lou Rymkus	1960	10	4	0
Wally Lemm	1961 - a	9	0	0
Frank "Pop" Ivy	1962	11	3	0
Sammy Baugh	1964	4	10	0
Hugh "Bones" Taylor	1965	4	10	0
Ed Hughes	1971	4	9	1
Bill Peterson	1972	1	13	0
Sid Gillman	1974 - b	7	7	0
O.A. "Bum" Phillips	1975	10	4	0
Ed Biles	1981	7	9	0
Chuck Studley	1983 - c	2	10	0
Hugh Campbell	1984	3	13	0
Jerry Glanville	1986 - d	5	11	0
Jack Pardee	1990	9	7	0
Jeff Fisher	1995 - e	7	9	0
Mike Munchak	2011	9	7	0
Ken Whisenhunt	2014	2	14	0
Mike Mularkey	2016 - f	9	7	0

### Notes:

- a - Lemm coached only the final nine games of 1961.
- b - Gillman was named head coach for the final nine games of 1973.
- c - Studley coached only the final 10 games of 1983.
- d - Glanville was named head coach for the final two games of 1985.
- e - Fisher was named head coach for the final six games of 1994.
- f - Mularkey was named head coach for the final nine games of 2015.

## TITANS ASSISTANT COACHES

### DICK LEBEAU ASSISTANT HEAD COACH/DEFENSIVE COORDINATOR

#### Click For Complete Online Bio

- The 2017 campaign marks LeBeau's 59th year in the NFL as a player or coach. He joined the Titans in 2015 and was given the title assistant head coach/defensive coordinator in 2016.
- LeBeau's 2016 Titans defense ranked second in the NFL against the run and tied for sixth in the league with 40 total sacks.
- In 2015, his first year with the Titans, the defense improved in nearly every defensive category, including total defense (12th from 27th), rush defense (18th from 31st) and pass defense (7th from 15th).
- He was inducted into the Pro Football Hall of Fame in 2010 for his 14-year playing career as a cornerback for the Detroit Lions.
- He joined the Titans after 11 years as the defensive coordinator for the Pittsburgh Steelers. It was his second stint with Pittsburgh, after spending time there as an assistant coach from 1992-96, including defensive coordinator from 1995-96. In his 13 seasons as the Steelers defensive coordinator, the team finished among the top-five in total defense 10 times and was number one overall five times. Also in those 13 seasons, Pittsburgh won four AFC Championships, two Super Bowls and advanced to the playoffs on nine occasions.
- LeBeau is considered the architect of the "zone blitz" scheme.
- LeBeau spent 18 total seasons with the Cincinnati Bengals (1980-91 and 1997-2002). He initially joined the Bengals as a defensive backs coach and then defensive coordinator. He rejoined the team in 1997 as assistant head coach/defensive coordinator and was elevated to head coach for three seasons (2000-02).
- He also spent one season as the assistant head coach for the Buffalo Bills in 2003, and the Bills defense ranked second in the NFL for total yards allowed.
- LeBeau started his coaching career as the special teams coach for the Philadelphia Eagles from 1973-75. He went on to Green Bay, where he was the defensive backs coach for four years (1976-79).





## TITANS ASSISTANT COACHES

### TERRY ROBISKIE OFFENSIVE COORDINATOR

[Click For Complete Online Bio](#)

- Robiskie was hired as offensive coordinator in January 2016 after gaining 34 previous years of coaching experience in the NFL, including six seasons as an offensive coordinator.
- In his first year with the Titans, the offense jumped to the 11th overall ranking from 30th the previous year. The Titans were third in the league in rushing offense, first in touchdown efficiency in the red zone and third in third-down conversion rate in 2016.
- Robiskie joined the Titans after spending eight seasons as wide receivers coach with the Falcons.
- Under Robiskie's guidance in 2015, Falcons receiver Julio Jones set a franchise record for receiving yards in a season (1,871). Robiskie also helped develop receiver Roddy White, who became Atlanta's franchise leader in receptions, receiving yards and touchdowns.
- He served as the receivers coach with the Miami Dolphins prior to joining the Falcons. Mike Mularkey was on the same 2007 Dolphins staff as tight ends coach.
- From 2001-06, he was with the Cleveland Browns as receivers coach (2001-03, 2005-06), offensive coordinator (2004) and interim head coach (five games in 2004).
- Robiskie previously served as the receivers coach and passing game coordinator for the Redskins, and he also spent time as Washington's interim head coach for the final three games in 2000.
- He coached 12 seasons with the Oakland Raiders in a variety of roles.
- A native of Edgard, La., Robiskie lettered four years as a running back at LSU. He went on to play three seasons with the Oakland Raiders (1977-79) before spending the next two seasons with the Dolphins.



### SYLVESTER CROOM RUNNING BACKS

[Click For Complete Online Bio](#)

- Croom was hired by the Titans as running backs coach in 2013 after spending the 2012 season with the Jacksonville Jaguars. The 2016 season was his 24th season of his NFL coaching career.
- Prior to his time in Jacksonville, he spent three seasons (2009-11) with the St. Louis Rams and guided Steven Jackson to 3,802 rushing yards and two Pro Bowl selections during their three years together.
- Croom was the head coach at Mississippi State from 2004-2008 becoming the first African-American head football coach in SEC history. The high point of his tenure with the Bulldogs was the 2007 season, as the Bulldogs posted an 8-5 record and a Liberty Bowl victory.
- He was the offensive coordinator for the Detroit Lions from 1997-2000. While guiding the Lions offense, Barry Sanders posted 2,053 rushing yards in 1997.
- He also had stints as the running back coach at Green Bay (2001-03), San Diego (1992-96), Indianapolis (1991) and Tampa Bay (1987-90).
- A native of Tuscaloosa, Ala., Croom was an offensive lineman at the University of Alabama and played one season for the New Orleans Saints.



### NICK EASON DEFENSIVE LINE

[Click For Complete Online Bio](#)


- Eason enters his fourth season with the Titans in 2016 and his second as defensive line coach. He was promoted after spending the 2014 and 2015 campaigns as the assistant defensive line coach.
- In 2013, he was an intern coach and assisted the defensive staff for the Cleveland Browns.
- Eason had a 10-year NFL career as a defensive lineman for the Browns, Pittsburgh Steelers and Arizona Cardinals. He played in 117 games during his career and registered seven sacks.
- He finished his NFL career playing two seasons (2011-12) for the Cardinals. He appeared in 32 games for the Cardinals and registered two sacks. He also played four seasons (2007-10) with the Pittsburgh Steelers and played in 55 games, including two Super Bowls - winning Super Bowl XLIII and losing Super Bowl XLV.
- Eason originally was a fourth-round selection by the Denver Broncos in the 2003 NFL Draft. He played college football at Clemson and appeared in 47 games with 35 starts for the Tigers, recording 15 sacks and 30 tackles for loss.



### CRAIG AUKERMAN ASSISTANT SPECIAL TEAMS

[Click For Complete Online Bio](#)

- Aukerman joined the Titans in January 2017. He arrived with 17 years of coaching experience, including 10 seasons on the college level and seven years in the NFL.
- Before joining Tennessee, he spent four seasons (2013-16) with the San Diego Chargers working with their special teams, first as an assistant special teams coach (2013-15) and then as the special teams coordinator (2016).
- He also spent time in the NFL on the coaching staffs with the Jacksonville Jaguars (2011-12) and Denver Broncos (2010).
- In the college ranks, he coached at Findlay (2000), Miami (Ohio) (2001-02, 2005-08), Western Kentucky (2003-04), and Kent State (2009).
- Aukerman was a two-time NAIA All-America at the University of Findlay (Ohio), where he played defensive back and wide receiver from 1995-98.



### RUSS GRIMM OFFENSIVE LINE

[Click For Complete Online Bio](#)

- Grimm was hired by the Titans as offensive line coach in January 2016. He arrived with 21 years of experience as an NFL coach and is a member of the Pro Football Hall of Fame for his 11-year playing career as a guard for the Washington Redskins.
- He previously spent six seasons (2007-12) as the assistant head coach/offensive line coach for the Arizona Cardinals.
- As a player and a coach, Grimm earned trips to six Super Bowls, including four wins.
- Prior to his time in Arizona, Grimm spent seven years with the Steelers as the offensive line coach, including three seasons when Mike Mularkey was the team's offensive coordinator. He added the title of assistant head coach in his final three years there, becoming the first and only coach to hold that title on a Bill Cowher staff.
- Grimm started his coaching career with the Redskins as the tight ends coach in 1992. He spent five seasons in that role before moving to offensive line coach for four seasons (1997-2000).
- Grimm was an 11-year starter at guard for the Redskins and earned four trips to the Super Bowl, four Pro Bowl selections (1983-86) and was selected to the NFL's All-Decade team. In 2010, he was inducted into the Pro Football Hall of Fame.
- The Scottsdale, Pa., native was an All-American center at Pitt.



### BRANDON BLANEY DEFENSIVE ASSISTANT

[Click For Complete Online Bio](#)

- Blaney was hired by the Titans early in the 2016 offseason after spending the last two years as the offensive line coach at Iowa State and two seasons (2011-12) as a defensive assistant with the Jacksonville Jaguars.
- In total, he gained 17 years of college coaching experience and two years of NFL experience before he arrived in Tennessee.
- Blaney had stops at Kansas (2002-09), Ohio State (2001), Oklahoma (1999-2000) and Youngstown State (1995-98). He was a part of two national title winning staffs at Youngstown State (1997) and Oklahoma (2000).
- Blaney is a graduate of Youngstown State.





## TITANS ASSISTANT COACHES

### STEVE HOFFMAN SPECIAL TEAMS COORDINATOR

[Click For Complete Online Bio](#)

- Hoffman was hired by the Titans as assistant special teams coach in 2013 and promoted to special teams coach four weeks into the 2016 campaign. He has 26 years of NFL coaching experience, including stops at Oakland (2012), Kansas City (2009-2011), Miami (2007-08), Atlanta (2006) and Dallas (1989-04).
- In 2012, with Hoffman serving as the special teams coach for the Oakland Raiders, kicker Sebastian Janikowski posted the best field goal percentage of his career (91.2%, 31/34) and was a perfect 25/25 for kicks inside of 50 yards.
- The three previous years (2009-11), Hoffman was the special teams coach for the Kansas City Chiefs.
- Hoffman entered the NFL as a kicking coach for the Dallas Cowboys in 1989, a position he would hold for 16 seasons while contributing to three Super Bowl titles. He also doubled as a quality control assistant for the offensive and defensive staffs during his tenure with the Cowboys.
- He spent two seasons as an assistant special teams coach for the Miami Dolphins and a season in the same role for the Atlanta Falcons.
- Hoffman started in the coaching ranks with the University of Miami as the Kicking Coach from 1985-88.
- He played quarterback, running back, wide receiver and handled kicking and punting duties during his collegiate career at Dickinson College.



### FRISMAN JACKSON WIDE RECEIVERS

[Click For Complete Online Bio](#)

- Jackson joined the Titans in January 2017. He arrived with nine years of coaching experience in college.
- He spent two seasons at Temple (2015-16) coaching wide receivers and in 2016 was also the team's passing game coordinator.
- He spent two seasons (2013-14) coaching the wide receivers at North Carolina State and also had stops as the wide receivers coach at Northern Illinois (2012), Akron (2010-11) and Western Illinois (2008-09).
- As a player, Jackson played four seasons (2002-05) in the NFL as a wide receiver for the Cleveland Browns. He totaled 34 games played, 40 receptions, 490 yards and one touchdown during his NFL career.
- He entered the NFL as an undrafted college free agent after finishing his college career at Western Illinois (2000-01). He started his college career at Northern Illinois as a quarterback.



### STEVE JACKSON ASSISTANT SECONDARY

[Click For Complete Online Bio](#)

- Jackson was hired by the Titans as assistant secondary coach during the 2016 offseason after obtaining 13 previous years of NFL coaching experience.
- In joining the Titans coaching staff, Jackson returned to the organization that drafted him out of Purdue in the third round of the 1991 NFL Draft. The Houston native went on to play his entire nine-year career (127 games) for the team. During his time as a player with the Titans/Oilers, Jackson tallied 14 interceptions and nine sacks.
- Jackson's most recent job in the NFL was an assistant secondary coach with the Detroit Lions in 2013.
- Jackson spent nine seasons (2004-11) coaching for the Washington Redskins. For five of those seasons (2004-09), he was the passing game coordinator/safeties coach, and in his time there, he guided safety Sean Taylor to two Pro Bowls before his death. He spent his final two years in Washington (2010-11) as the safeties coach.
- He entered the NFL coaching ranks with the Buffalo Bills as the safeties/third down coach for three seasons (2001-03).



### TOM KANAVY ASSISTANT STRENGTH & CONDITIONING

[Click For Complete Online Bio](#)

- Tom Kanavy enters his 21st season in the NFL and his third as assistant strength and conditioning coach with the Titans in 2017. He joined the Titans in 2015.
- Kanavy's experience includes eight seasons (2006-2013) as the head of strength and conditioning for the Minnesota Vikings and 11 years (1995-2005) with the Philadelphia Eagles as assistant strength and conditioning coach. He also has experience working for the University of Miami (1993); his alma mater, Penn State (1993-95); and Temple (1996).



### JASON MICHAEL QUARTERBACKS

[Click For Complete Online Bio](#)

- Michael joined the Titans after spending three seasons (2011-13) as the tight ends coach for the San Diego Chargers. He was the offensive coordinator from 2014-15 before moving to quarterbacks coach in 2016.
- While working with the tight ends in San Diego, he guided Antonio Gates to the fourth most receptions (190) among NFL tight ends over that time period, and second-year tight end Ladarius Green posted 22.1-yards per catch.
- Prior to joining the Chargers, he spent two seasons (2009-10) with the San Francisco 49ers as an offensive assistant and then quarterbacks coach.
- Michael entered the NFL ranks in 2005 as a quality control coach for the Oakland Raiders. In 2006, he became an offensive quality control coach for the New York Jets and was promoted to tight ends coach for the Jets in 2007.
- Michael began his coaching career in 2003, as a graduate assistant for the University of Tennessee, where he assisted with the secondary and special teams for two seasons. He later returned in Knoxville to coach the tight ends in 2008, in Phillip Fulmer's final season.
- As a senior, Michael quarterbacked Western Kentucky to the 2002 NCAA I-AA championship with a 34-14 win over McNeese State and was named the school's Male Athlete of the Year in 2003.



### TAYLOR PORTER STRENGTH & CONDITIONING ASSISTANT

[Click For Complete Online Bio](#)

- Taylor Porter enters his second season with the Titans in 2017. He spent time with three NFL teams prior to joining the Titans, including stints with the Houston Texans in 2013 and the Tampa Bay Buccaneers and Cleveland Browns in 2015.
- A native of Chicago Heights, Ill., he was a wide receiver at Wisconsin-Oshkosh (2005-2008).
- He spent time coaching in the college ranks with Louisville (2010-2013) and Nebraska (2013-2014).



### ARTHUR SMITH TIGHT ENDS

[Click For Complete Online Bio](#)

- Smith finished his sixth season on the Titans staff in 2016. He was hired in 2011 as a defensive assistant/quality control coach, and from 2012-2013 he served as the offensive assistant/quality control coach. He was promoted from offensive assistant/tight ends to tight ends coach seven games into the 2015 campaign.
- In 2010, he worked at Ole Miss as an administrative assistant/defensive intern and worked primarily with the linebackers.
- He spent two years (2007-2008) working for the Washington Redskins. He worked two years as defensive quality control coach after joining the organization as a college scouting assistant.
- The Memphis, Tenn., native graduated from North Carolina and played offensive line before joining the coaching staff for one season (2006) as a graduate assistant.




## TITANS ASSISTANT COACHES

### LOU SPANOS LINEBACKERS

[Click For Complete Online Bio](#)

- Spanos enters his fourth season with the Titans in 2017. He has 22 previous years of coaching experience, including 20 years in the NFL.
- From 2012-13, he was the defensive coordinator for UCLA.
- Prior to his time with the Bruins, he spent two seasons as the linebackers coach for the Washington Redskins.
- Spanos entered the NFL coaching ranks in 1995 with the Pittsburgh Steelers as a defensive assistant. He stayed in that role for 15 seasons, earned two World Championships in Super Bowls XL and XLIII, and coached in a third Super Bowl (XXX). During his time on the Steelers staff as a defensive assistant, he assisted with the linebackers and secondary.
- A native of Pittsburgh, Pa., Spanos was a four-year (1989-92) starter at center for Tulsa and spent one additional season as a student assistant working with the linebackers. The following season he joined the Steelers in the scouting department before being promoted to a defensive assistant after one season.



### LUKE STECKEL ASSISTANT WIDE RECEIVERS

[Click For Complete Online Bio](#)

- Steckel completed his fourth season with the Titans and his third campaign as an offensive assistant in 2016. He became the assistant wide receivers coach in 2017.
- He joined the Titans in 2013 after spending four seasons with the Cleveland Browns as the assistant to the head coach.
- He was a three-year letterman as a linebacker at Princeton (2004-06), where he helped lead the Tigers to an Ivy League Championship.
- He is the son of former Titans offensive coordinator Les Steckel and attended Brentwood (Tenn.) High School.



### MIKE SULLIVAN ASSISTANT OFFENSIVE LINE

[Click For Complete Online Bio](#)

- Sullivan completed his 14th season coaching in the NFL in 2016, including seven years as an NFL offensive line coach and three campaigns with the Titans.
- He joined the Titans in 2014 after one season as offensive line coach for the Cleveland Browns in 2013.
- Sullivan spent four seasons (2009-12) as the offensive line coach for the San Diego Chargers. He had two other stints with the Browns: 2007-08 as offensive line coach and 2001-04 as assistant offensive line coach.
- He has three seasons of college experience, as offensive line coach for Western Michigan from 2005-06 and as a graduate assistant for the University of Miami (Fla.) in 2000. Sullivan began his coaching career in 1997, spending five seasons coaching in Europe.
- A sixth-round selection of the Cowboys in 1991, he went on to play a total of 48 NFL games, all for the Tampa Bay Buccaneers from 1992-95.
- At the University of Miami (Fla.) from 1987-90, he was a member of two National Title teams for the Hurricanes and was later inducted into the University of Miami Sports Hall of Fame.



### DESHEA TOWNSEND SECONDARY

[Click For Complete Online Bio](#)

- Townsend was hired by the Titans as secondary coach during the 2016 offseason after obtaining five previous years of NFL coaching experience and 13 years of NFL playing experience.
- He joined the Titans after three seasons as the cornerbacks coach for Mississippi State.
- He played the majority of his NFL career for the Pittsburgh Steelers, including six seasons (2004-09) with Dick LeBeau as the defensive coordinator. Townsend won two Super Bowls (XL and XLIII) as a player with the Steelers.
- As the cornerbacks coach at Mississippi State (2013-15), Townsend helped the 2014 Bulldogs defense lead the nation in passes defended (89) and passes broken up (73) to go along with 15 interceptions (15th nationally). In 2013, the Bulldogs ranked fifth in the SEC in passing defense.
- Townsend entered the coaching ranks in 2011 as the assistant defensive backs coach for the Arizona Cardinals.
- As a player in the NFL (Pittsburgh 1998-09; Indianapolis 2010), he played in 191 games (80 starts) and tallied 21 interceptions, 428 tackles, 15.5 sacks, three touchdowns, five fumble recoveries and four forced fumbles.
- The Batesville, Miss., native was a four-year starter at the University of Alabama and was a fourth-round selection by the Steelers in 1998.



### STEVE WATTERSON ASST. HEAD COACH/ STRENGTH & CONDITIONING

[Click For Complete Online Bio](#)

- Watterson, who joined the organization in 1986, completed his 31st season with the Titans in 2016. He has been instrumental in helping to develop and implement various strength and conditioning programs with the Titans and directs the club's successful offseason conditioning program.
- He is the longest tenured active coach with one team currently in the NFL.
- In 2010, he became the first NFL head strength and conditioning coach to earn his 'Art of Strength' Kettlebell Instructor Certification during the 'A.O.S.' seminar held at Punch Gym in Franklin, Tenn. He and his assistant, Jason Novak, became the first tandem of 'A.O.S.' certified instructors in professional sports.
- In 2008, he was elected to the Alliance for Natural Health's Scientific Advisory Board.
- In 2002, Watterson was awarded the President's Award from the Professional Football Strength and Coaches Society for his contributions to the field of strength and conditioning.
- In 1992, he was named Professional Strength and Conditioning Coach of the Year.
- The Newport, R.I., native began his NFL career with the Philadelphia Eagles (1984-85).



### KEITH WILLIS ASSISTANT DEFENSIVE LINE

[Click For Complete Online Bio](#)

- Willis was hired by the Titans as assistant defensive line coach early in the 2016 offseason. He arrived with 21 years of coaching experience.
- He spent the previous three years (2013-15) as the defensive line coach for the Montreal Alouettes in the Canadian Football League. In 2015, he guided John Bowman to a league-leading 19 sacks, and Montreal finished second in the league in total sacks with 55.
- Willis played 11 years as a defensive end in the NFL, spending time with the Pittsburgh Steelers (1982-91), Buffalo Bills (1992) and Washington Redskins (1993).
- The Northeastern University alumnus began his coaching career as defensive line coach at Slippery Rock College in 1995.





## FRANCHISE'S LARGEST WIN INCREASES

By going 9-7, the 2016 Titans improved by six wins over the 2015 squad that went 3-13. In doing so, the 2016 club matched the biggest one-year win increase in franchise history.

There were two previous seasons in franchise annals in which the team improved by six wins from the previous year: 1967 (three wins to nine wins) and 1974 (one win to seven wins).

Also, **Mike Mularkey** tied **Sid Gillman** for the best win increase in franchise history among those in their first full season as head coach. Gillman's 1974 Oilers increased by six wins over the 1973 club (1-13 to 7-7).

**Largest win improvement from one season to the next, franchise history:**

Season	Record	Previous Season	Win Improvement	Head Coach	New Head Coach? (First Full Season)
1. 2016	9-7-0	3-13-0	6	Mike Mularkey	Yes
1974	7-7-0	1-13-0	6	Sid Gillman	Yes
1967	9-4-1	3-11-0	6	Wally Lemm	No
4. 1999	13-3-0	8-8-0	5	Jeff Fisher	No
1995	7-9-0	2-14-0	5	Jeff Fisher	Yes
6. 2006	8-8-0	4-12-0	4	Jeff Fisher	No
2002	11-5-0	7-9-0	4	Jeff Fisher	No
1987	9-6-0	5-11-0	4	Jerry Glanville	No

## WINNING CLOSE GAMES

At Kansas City on Dec. 18, the Titans' 19-17 victory over the Chiefs gave the team its fourth victory of the season in games decided by three or fewer points. They did not lose a game by one, two or three points.

Of all NFL games in 2016 decided by three or fewer points, or games that ended in a tie, the Titans were one of only three clubs to record at least four wins without suffering a loss. The Oakland Raiders were 5-0 in such games, while the Titans and Houston Texans were 4-0.

**Best NFL winning percentages in 2016 in games decided by three points or less:**

Team	Record	Win Pct.
1. Oakland Raiders	5-0	1.000
<b>Tennessee Titans</b>	<b>4-0</b>	<b>1.000</b>
Houston Texans	4-0	1.000
Tampa Bay Buccaneers	3-0	1.000
New England Patriots	1-0	1.000
Pittsburgh Steelers	1-0	1.000
7. New York Giants	4-1	.800
8. Miami Dolphins	3-1	.750
9. Detroit Lions	5-2	.714
10. Seattle Seahawks	3-1-1	.700

During the "Titans era" of the team's history, which began in 1999, the 2016 season marked only the fourth time the Titans had at least four wins of three points or less. The last time was 2006.

**Titans' win-loss record in games decided by three points or less in the "Titans era" (1999-present):**

Season	Record	Season	Record	Season	Record
2016	4-0	2010	0-3	2004	1-2
2015	1-4	2009	3-2	2003	2-1
2014	1-3	2008	2-1	2002	2-2
2013	1-3	2007	2-2	2001	3-2
2012	3-0	2006	4-3	2000	4-3
2011	2-1	2005	1-1	1999	5-1

## A WINNING RESUME

The Titans defeated six teams with winning records in 2016, including five clubs that went to the playoffs.

Teams that finished above the .500 mark and lost to the Titans included the Detroit Lions (9-7), Miami Dolphins (10-6), Green Bay Packers (10-6), Denver Broncos (9-7), Kansas City Chiefs (12-4) and Houston Texans (9-7). The Broncos were the only one of those teams that did not qualify for the postseason.

The Titans tied the Packers for the most victories against eventual playoff teams, and they tied with the Cowboys for the most victories against teams that finished with a winning record.

**Most wins against playoff teams in 2016:**

Team	Wins	Opponents
1. Tennessee Titans	5	at Det, at Mia, GB, at KC, Hou
Green Bay Packers	5	Det, NYG, Hou, Sea, at Det
3. New England Patriots	4	Mia, Hou, at Pit, @ Mia
Philadelphia Eagles	4	Pit, Atl, NYG, Dal

**Most wins versus above-.500 teams in 2016:**

Team	Wins	Opponents
1. Tennessee Titans	6	at Det, at Mia, GB, Den, at KC, Hou
Dallas Cowboys	6	at Was, at GB, at Pit, Was, TB, Det
3. New England Patriots	5	Mia, Hou, at Pit, at Den, at Mia
Kansas City Chiefs	5	at Oak, at Den, at Atl, Oak, Den
Green Bay Packers	5	Det, NYG, Hou, Sea, at Det
Minnesota Vikings	5	at Ten, GB, NYG, Hou, Ari

## TURNOVER MARGIN IN FINAL 8 WEEKS

Over the final eight weeks of the 2016 NFL season (Weeks 10-17), The Titans were plus-six in turnover margin. They recorded 11 takeaways and committed five turnovers during that time.

Only four NFL teams had a better turnover ratio in the final eight weeks. The New England Patriots and Green Bay Packers were plus-nine, the Atlanta Falcons were plus-eight, and the Oakland Raiders were plus-seven.

**Best turnover differential over the final eight weeks of the 2016 season:**

Team	Turnovers	Takeaways	Differential
1. New England Patriots	5	14	+9
Green Bay Packers	6	15	+9
3. Atlanta Falcons	4	12	+8
4. Oakland Raiders	8	15	+7
5. Tennessee Titans	5	11	+6
Pittsburgh Steelers	8	14	+6
7. Tampa Bay Buccaneers	13	18	+5
New York Giants	11	16	+5
Miami Dolphins	12	17	+5
10. Carolina Panthers	12	16	+4





## FOURTH IN AVERAGE YARDS, TEAM HISTORY

The Titans jumped from the NFL's 30th ranked offense in 2015 (311.8 yards per game) to the 11th ranked offense in 2016, when they averaged 358.0 yards per game.

The team's average yards per game in 2016 finished fourth in franchise history and was the highest number since 1991, when the then-Oilers posted 374.2 yards per game.

**Highest average yards per game, franchise history:**

Season	Games	Yards	Yards/Game
1. 1961	14	6,288	449.1
2. 1990	16	6,222	388.9
3. 1991	16	5,987	374.2
<b>4. 2016</b>	<b>16</b>	<b>5,728</b>	<b>358.0</b>
5. 1962	14	4,971	355.1
6. 1993	16	5,658	353.6
7. 1992	16	5,655	353.4
8. 1980	16	5,642	352.6
1960	14	4,936	352.6
10. 2009	16	5,623	351.4

## TITANS FOURTH IN BIG PLAYS

In 2016, the Titans offense was among the NFL's best units in producing "big plays," defined as running plays of at least 10 yards and passing plays of 20 or more yards. The Titans produced 59 such running plays and 53 such passing plays.

The 59 big running plays were fourth in the NFL, while the 53 big passes tied for 10th in the league.

The Titans averaged 7.0 big plays per contest, which tied for fourth in the NFL and trailed only the output of the Atlanta Falcons (7.5), Pittsburgh Steelers (7.2) and Washington Redskins (7.1).

Individually in 2016, **DeMarco Murray** was seventh in the NFL with 32 carries of at least 10 yards. **Marcus Mariota** tied for 11th place with 50 completions of 20-plus yards.

**Most total runs of 10-plus yards and passes of 20-plus yards:**

Team	10+ Yard Runs	20+ Yard Passes	Total	Per Game
1. Atlanta Falcons	51	69	120	7.5
2. Pittsburgh Steelers	51	64	115	7.2
3. Washington Redskins	44	70	114	7.1
<b>4. Tennessee Titans</b>	<b>59</b>	<b>53</b>	<b>112</b>	<b>7.0</b>
Buffalo Bills	77	35	112	7.0
6. Dallas Cowboys	72	39	111	6.9
7. New Orleans	37	71	108	6.8
8. Green Bay Packers	50	57	107	6.7
9. Miami Dolphins	56	46	102	6.4
10. Indianapolis Colts	38	63	101	6.3
Chicago Colts	52	49	101	6.3

## THIRD LOWEST DROP RATE

The Titans receiving corps was among the NFL's most sure-handed in 2016, according to statistics compiled by STATS LLC.

According to the service, the Titans had a total of nine drops during the season on 316 catchable passes (504 total pass attempts). Their 2.8 percent drop rate on catchable balls ranked third in the NFL, trailing only the Dallas Cowboys (2.4 percent) and Washington Redskins (2.6 percent).

**Fewest dropped passes per catchable pass in 2016, according to STATS LLC:**

Team	Att	Comp	Drops	Catchable Passes	Drops Per Catchable Pass
1. Dallas	483	325	8	333	2.4
2. Washington	607	407	11	418	2.6
<b>3. Tennessee</b>	<b>504</b>	<b>307</b>	<b>9</b>	<b>316</b>	<b>2.8</b>
4. Atlanta	537	374	11	385	2.9
New England	550	368	11	379	2.9
6. Cincinnati	563	364	12	376	3.2
7. Tampa Bay	578	355	12	367	3.3
8. Green Bay	620	403	15	418	3.6
9. Minnesota	588	414	16	430	3.7
10. Seattle	567	368	15	383	3.9

## LETHAL IN FINAL TWO MINUTES OF FIRST HALF

In 2016, the Titans ranked second in the NFL in points scored in the final two minutes of the first half. In that situation, they tied the Arizona Cardinals with a league-high eight touchdowns and totaled 62 points. The Cardinals finished with 71 points.

The Titans scored in the final two minutes of the first half on 10 different occasions in 2016: Sept. 11 vs. Minnesota (touchdown), Oct. 9 at Miami (touchdown), Oct. 23 vs. Indianapolis (touchdown), Oct. 27 vs. Jacksonville (field goal), Nov. 6 at San Diego (touchdown), Nov. 13 vs. Green Bay (touchdown), Nov. 20 at Indianapolis (touchdown), Nov. 27 at Chicago (touchdown), Dec. 11 vs. Denver (field goal) and Jan. 1 vs. Houston (touchdown).

**Most points in the final two minutes of the first half in 2016:**

Team	Points in Final Two Minutes of First Half	TDs in Final Two Minutes of First Half
1. Arizona Cardinals	71	8
<b>2. Tennessee Titans</b>	<b>62</b>	<b>8</b>
3. Oakland Raiders	57	7
4. Baltimore Ravens	50	2
5. Detroit Lions	47	5
6. Dallas Cowboys	45	6
Pittsburgh Steelers	45	5
8. Green Bay Packers	42	4
9. Chicago Bears	41	5
San Diego Chargers	41	5

## RED ZONE EFFICIENCY LEADERS

The Titans ranked first in the NFL in touchdown percentage inside the opponent's 20-yard line in 2016, reaching the end zone 72 percent of the time (36 of 50). They scored 15 rushing touchdowns and 21 passing touchdowns when scrimmaging from inside their opponents' 20-yard line.

The next closest team to the Titans was the San Francisco 49ers at 68.2 percent (30 of 44).

The Titans were led in the red zone by quarterback **Marcus Mariota**, whose 113.5 passer rating in the red zone tied for third in the NFL. He had 18 touchdowns without an interception in the red zone.

**Highest touchdown percentage in the red zone in 2016:**

Team	Red Zone Drives	Rushing TDs	Passing TDs	Total TDs	Touchdown Percent
<b>1. Tennessee</b>	<b>50</b>	<b>15</b>	<b>21</b>	<b>36</b>	<b>72.0</b>
2. San Francisco	44	15	15	30	68.2
3. Dallas	57	21	17	38	66.7
4. New Orleans	68	16	29	45	66.2
5. Indianapolis	53	13	22	35	66.0
6. Arizona	54	16	19	35	64.8
Buffalo	54	24	11	35	64.8
8. New England	60	16	22	38	63.3
9. Atlanta	63	16	23	39	61.9
10. Green Bay	66	9	31	40	60.6



## THIRD ON THIRD DOWN

In 2016, the Titans offense converted 100 of their 217 attempts on third down. Their 46.1 percent conversion rate finished third in the NFL behind only the New Orleans Saints (48.6) and Green Bay Packers (46.7).

**Highest conversion rate on third down in 2016:**

Team	Conversions	Attempts	Percent
1. New Orleans Saints	107	220	48.6
2. Green Bay Packers	98	210	46.7
<b>3. Tennessee Titans</b>	<b>100</b>	<b>217</b>	<b>46.1</b>
4. New England Patriots	104	227	45.8
5. Washington Redskins	90	199	45.2
6. Tampa Bay Buccaneers	94	214	43.9
7. Indianapolis Colts	87	202	43.1
8. Detroit Lions	83	195	42.6
9. San Diego Chargers	85	200	42.5
10. Dallas Cowboys	80	189	42.3

Since 1970, there have been only two prior seasons in which the Titans/Oilers converted 46 percent or more of their first downs: 1990 and 1991. Those were two of the "run and shoot" offenses led by **Warren Moon**.

Third downs were a major area of improvement of the Titans offense in 2016. The 2015 team was 31.8 percent on third down, ranking 29th.

**Best third-down conversion percent by the Titans, 1970–present:**

Season	Conversions	Attempts	Percent
1. 1990	94	180	52.2
2. 1991	97	195	49.7
<b>3. 2016</b>	<b>100</b>	<b>217</b>	<b>46.1</b>
4. 1993	94	211	44.5
5. 1980	92	211	43.6
6. 2002	94	216	43.5
7. 1995	99	228	43.4
8. 1978	100	232	43.1
9. 2000	97	228	42.5
10. 1992	72	170	42.4

## TOP 10 RUSHING & SACKS ALLOWED

The Titans were one of five NFL teams in 2016 that finished in the league's top 10 in both rushing and fewest sacks allowed. They ranked third in the league with 136.7 rushing yards per game and allowed 28 sacks, which tied for seventh place.

The other teams who rank in the top 10 in both categories were the Dallas Cowboys, Oakland Raiders, New England Patriots and Miami Dolphins.

**Five NFL teams in 2016 in the top 10 in both rushing yards per game and fewest sacks allowed:**

Team	Rushing Yards/ Game (Rank)	Sacks Allowed (Rank)
<b>Tennessee Titans</b>	<b>136.7 (3)</b>	<b>28 (7t)</b>
Dallas Cowboys	149.8 (2)	28 (7t)
Oakland Raiders	120.1 (6)	18 (1)
New England Patriots	117.0 (7)	24 (5)
Miami Dolphins	114.0 (9)	30 (10)



## TOP RUSHING OFFENSES

In 2016, the Titans finished third in the NFL and second in the AFC in rushing offense. They totaled 2,187 rushing yards, or an average of 136.7 rushing yards per game. It was the 12th best average in franchise history.

Only the Buffalo Bills (164.4) and Dallas Cowboys (149.8) averaged more rushing yards per game than the Titans in 2016.

**Top rushing offenses in 2016:**

Team	Rushing Yards	Per Game
1. Buffalo Bills	2,630	164.4
2. Dallas Cowboys	2,396	149.8
<b>3. Tennessee Titans</b>	<b>2,187</b>	<b>136.7</b>
4. San Francisco 49ers	2,019	126.2
5. Atlanta Falcons	1,928	120.5
6. Oakland Raiders	1,922	120.1
7. New England Patriots	1,872	117.0
8. Houston Texans	1,859	116.2
9. Miami Dolphins	1,824	114.0
10. Carolina Panthers	1,814	113.4

## FEWEST SACKS ALLOWED

The Titans allowed only 28 sacks in 2016, a total that tied for seventh in the NFL. It was the team's lowest total since 2011, when they allowed 24 sacks during the year.

**Fewest sacks allowed in 2016:**

Team	Sacks Allowed
1. Oakland Raiders	18
2. Pittsburgh Steelers	21
3. New York Giants	22
4. Washington Redskins	23
5. New England Patriots	24
6. New Orleans Saints	27
<b>7. Tennessee Titans</b>	<b>28</b>
Chicago Bears	28
Dallas Cowboys	28
10. Miami Dolphins	30

## TITANS O-LINE VS. TOP SACKERS

During 2016, the Titans offensive line faced eight players who finished the season with double-digit sacks—eight of the league's top 16 sackers in 2016.

The group totaled 91 total sacks during the year, but only three of those came versus the Titans—one by Minnesota's **Danielle Hunter** and two in two games by Indianapolis' **Erik Walden**.

**Titans vs. defenders who finished 2016 with at least 10 sacks:**

Player	Team	Tackles vs. Titans	Sacks vs. Titans	Total 2016 Sacks
Von Miller	Denver	7	0.0	13.5
Danielle Hunter	Minnesota	3	1.0	12.5
Cameron Wake	Miami	2	0.0	11.5
Khalil Mack	Oakland	2	0.0	11.0
Nick Perry	Green Bay	6	0.0	11.0
Erik Walden	Indianapolis (2 games)	5	2.0	11.0
Joey Bosa	San Diego	1	0.0	10.5
Dee Ford	Kansas City	0	0.0	10.0
<b>Total</b>		<b>26</b>	<b>3.0</b>	<b>91.0</b>



## FOURTH IN RUSHING AVERAGE

The Titans finished fourth in the NFL in rushing yards per attempt in 2016. They gained 2,187 yards on 476 attempts for an average of 4.59 yards, which also ranked fifth in franchise history.

**DeMarco Murray** led the team with 1,287 yards and averaged 4.39 yards per carry, followed by **Derrick Henry** with 490 yards and a 4.45-yard average.

Highest team rushing average in 2016:

Team	Attempts	Yards	Average
1. Buffalo Bills	492	2,630	5.35
2. Cleveland Browns	350	1,712	4.89
3. Dallas Cowboys	499	2,396	4.80
4. <b>Tennessee Titans</b>	<b>476</b>	<b>2,187</b>	<b>4.59</b>
5. Atlanta Falcons	421	1,928	4.58
6. Chicago Bears	380	1,735	4.57
7. Green Bay Packers	374	1,701	4.55
8. Miami Dolphins	405	1,824	4.50
9. Washington Redskins	379	1,696	4.47
10. Oakland Raiders	434	1,922	4.43

## HENRY, SHARPE ACCOMPLISH RARE FEAT

Two Titans rookies accomplished something in 2016 that had only happened two previous times in the franchise's 57-year history.

Second-round pick **Derrick Henry** accumulated 627 scrimmage yards, while fifth-round pick **Tajae Sharpe** had 523 scrimmage yards. Together, they are the third set of Titans/Oilers rookies to each post at least 500 scrimmage yards.

In the franchise's inaugural season of 1960, three Oilers rookies posted at least 500 scrimmage yards: wide receiver **Bill Groman** (1,473), running back **Billy Cannon** (831) and wide receiver **Charlie Hennigan** (722). It took until 1995 for two more rookies to reach the mark in the same season, when running back **Rodney Thomas** (1,151) and wide receiver **Chris Sanders** (804) did so.

Henry has rushed for 490 yards with an additional 137 yards as a receiver. All but one of Sharpe's yards (one rushing yard) came through the air.

Seasons in franchise history in which multiple rookies have recorded 500 scrimmage yards:

Season	Players	Scrimmage Yards
2016	RB Derrick Henry WR Tajae Sharpe	627 523
1995	RB Rodney Thomas WR Chris Sanders	1,151 804
1960	WR Bill Groman RB Billy Cannon WR Charlie Hennigan	1,473 831 722

## TOP RUSHING DEFENSES

In 2016, the Titans finished second in the NFL and first in the AFC in rushing defense. Their opponents totaled 1,413 rushing yards, or an average of 88.3 rushing yards per game. It was the sixth best average in franchise history.

Only the Dallas Cowboys (83.5) limited their opponents' rushing yards more than the Titans in 2016.

Top rushing defenses in 2016:

Team	Opponent Rushing Yards	Per Game
1. Dallas Cowboys	1,336	83.5
2. <b>Tennessee Titans</b>	<b>1,413</b>	<b>88.3</b>
3. New England Patriots	1,417	88.6
4. New York Giants	1,417	88.6
5. Baltimore Ravens	1,430	89.4
6. Carolina Panthers	1,465	91.6
7. Seattle Seahawks	1,487	92.9
8. Green Bay Packers	1,515	94.7
9. Arizona Cardinals	1,518	94.9
10. San Diego Chargers	1,567	97.9

## TITANS DEFENSE SIXTH IN SACKS

The Titans defense finished 2016 with 40 sacks in 2016, which ranked second in the AFC and tied for sixth place in the NFL. They recorded their highest sack total since the team had 40 sacks in 2010.

Outside linebacker **Brian Orakpo** led the squad with 10.5 sacks, followed by outside linebacker **Derrick Morgan** (9.0) and defensive tackle **Jurrell Casey** (5.0).

Most sacks in 2016:

Team	Sacks
1. Arizona Cardinals	48
2. Carolina Panthers	47
3. Denver Broncos	42
Seattle Seahawks	42
5. Minnesota Vikings	41
6. <b>Tennessee Titans</b>	<b>40</b>
Green Bay Packers	40
8. Buffalo Bills	39
9. Pittsburgh Steelers	38
Tampa Bay Buccaneers	38
Washington Redskins	38

## SACKS BY LINEBACKERS

While the Titans' 40 sacks tied for sixth in the NFL in 2016, their linebackers totaled 28.5 sacks. The linebacking corps tied for second in the league with the Denver Broncos, trailing only the Arizona Cardinals linebackers' 31.5 sacks.

**Brian Orakpo** led the Titans with 10.5 sacks. The other linebackers who contributed to the total were **Derrick Morgan** (9.0), **Sean Spence** (3.0), **Avery Williamson** (2.0), **Wesley Woodyard** (2.0), **Aaron Wallace** (1.0) and **Kevin Dodd** (1.0).

Most sacks by team linebacker units in 2016:

Team	Sacks by LBs
1. Arizona Cardinals . . . . .	31.5 <i>Markus Golden 12.5, Chandler Jones 11.0, Alex Okafor 3.5, Kevin Minter 3.5, Kareem Martin 1.0</i>
2t. <b>Tennessee Titans</b> . . . . .	28.5 <i>Brian Orakpo 10.5, Derrick Morgan 9.0, Sean Spence 3.0, Avery Williamson 2.0, Wesley Woodyard 2.0, Aaron Wallace 1.0, Kevin Dodd 1.0</i>
2t. Denver Broncos . . . . .	28.5 <i>Von Miller 13.5, Shane Ray 8.0, DeMarcus Ware 4.0, Shaquil Barrett 1.5, Dekoda Watson 1.0, Todd Davis 0.5</i>
4. Green Bay Packers . . . . .	27.5 <i>Nick Perry 11.0, Julius Peppers 7.5, Clay Matthews 5.0, Kyler Fackrell 2.0, Blake Martinez 1.0, Jayrone Elliott 1.0</i>
5. Washington Redskins . . . . .	26.0 <i>Ryan Kerrigan 11.0, Trent Murphy 9.0, Preston Smith 4.5, Mason Foster 1.0, Terence Garvin 0.5</i>





## TITANS/OILERS ALL-TIME RECORD

	W	L	T
<b>Regular Season:</b>	<b>413</b>	<b>449</b>	<b>6</b>
Home	237	195	2
Road	176	254	4
As Titans (1999-present)	146	142	0
As Oilers (1960-1998)	267	307	6
<b>Postseason:</b>	<b>14</b>	<b>19</b>	<b>0</b>
Home	6	5	0
Road	8	13	0
Super Bowl (XXXIV)	0	1	0

**All-time playoff appearances by the Oilers/Titans:** 1960, 1961, 1962, 1967, 1969, 1978, 1979, 1980, 1987, 1988, 1989, 1990, 1991, 1992, 1993, 1999, 2000, 2002, 2003, 2007, 2008

**All-time division titles by the Oilers/Titans:** 1960, 1961, 1962, 1967, 1991, 1993, 2000, 2002, 2008

## NISSAN STADIUM

In 2015, the Titans and Nissan North America announced the formation of a 20-year, exclusive naming-rights partnership that rebranded Nashville's downtown stadium as Nissan Stadium.



Nissan Stadium hosts all Titans home football games, Tennessee State University football games, the Music City Bowl, the CMA Music Festival and numerous other events.

The procurement of naming rights to Nissan Stadium fit the automotive company's 'Fewer, Bigger, Better' marketing strategy, which has included ongoing sponsorships of NBC's 'The Voice,' the Heisman House college football program and a major advertising presence in this year's Super Bowl. Nissan is also now the official automotive partner of the Tennessee Titans.

Nissan's ever-growing footprint in Tennessee includes vehicle and powertrain manufacturing facilities in Smyrna and Decherd respectively, along with its North American headquarters in Franklin.

The Nissan Smyrna Plant began operations in 1983 and employs more than 8,400 people. In 2014, the Smyrna plant assembled more than 648,000 vehicles, making it the highest volume automotive assembly plant in North America. Nissan also has a major manufacturing presence in Canton, Miss., along with research and development groups in California, Arizona and Michigan. In total, the company employs more than 22,000 employees in the U.S.

One component of the Titans-Nissan partnership is assisting charitable organizations throughout Middle Tennessee in an array of community outreach programs. A centerpiece of this is the annual "Taste of Titans" charitable event, for which Nissan serves as presenting sponsor. During the course of a 20-year relationship, a total of more than \$1 million resulting from these annual events is anticipated to be distributed to local non-profit organizations.

Nissan Stadium is a city-owned venue that has housed the Titans since 1999. The naming rights agreement includes the opportunity for Nissan branding on the exterior of the stadium, as well as stadium signage and other unique displays inside the stadium. LP Building Products has held the naming rights to the stadium since 2006 and that exclusivity now shifts to Nissan.

## Titans/Oilers all-time regular-season record by home venue:

Stadium	Seasons	W-L-T	Pct.
Jeppesen Stadium	1960-1964	25-11-0	.694
Rice Stadium	1965-1967	11-10-0	.524
Astrodome	1968-1996	113-103-2	.523
Liberty Bowl	1997	6-2-0	.750
Dudley Field (Vanderbilt Stadium)	1998	3-5-0	.375
<b>Nissan Stadium</b>	<b>1999-2016</b>	<b>79-65-0</b>	<b>.549</b>

## NISSAN STADIUM RECORD WHEN ...

## The Titans at Nissan Stadium (1999-present):

	Games	Record	Pct.
Regular Season	144	79-65	.549
Postseason	4	2-2	.500
<b>Combined</b>	<b>148</b>	<b>81-67</b>	<b>.547</b>

Record When ...	Reg. Season	Playoffs
September	16-13	
October	18-18	
November	17-16	
December	26-17	
January	2-1	2-2
Thursday	3-2	
Friday	0-1	
Saturday	1-1	2-1
Sunday	70-58	0-1
Monday	5-3	
Against own division	33-27	0-1
Against AFC	57-51	2-2
Against NFC	22-14	
Overtime games	5-6	1-0
In primetime	9-9	
Temperature 80+	4-5	
Temperature <40	7-9	1-0
Titans score 20 points	63-27	2-0
Titans score 30 points	27-5	1-0
Titans allow <20 points	56-11	1-1
Titans allow <10 points	12-0	
Titans net 300 yards	60-40	1-2
Opponents net <300 yards	42-9	1-2
Titans commit 0 turnovers	25-5	
Titans force 2 turnovers	57-19	

## NISSAN STADIUM BAG POLICY

To provide a safer environment for the public and significantly expedite fan entry into Nissan Stadium, the Tennessee Titans enacted a league-wide NFL policy that limits the size and type of bags that may be brought into the stadium, regardless of the type of event.

**This policy includes all Titans games, college football games, concerts and additional sporting events at Nissan Stadium.**

The team strongly encourages fans to not bring any type of bags, but outlined what is permissible. Fans will be able to carry the following style and size bag, package, or container at stadium plaza areas, stadium gates, or when approaching queue lines of fans awaiting entry into the stadium:

- Bags that are clear plastic, vinyl or PVC and do not exceed 12" x 6" x 12." (Official Titans logo clear plastic tote bags are available online at [www.TitansLockerRoom.com](http://www.TitansLockerRoom.com) or at Titans Locker Room locations at Nissan Stadium.)
- One-gallon clear plastic freezer bag (Ziploc bag or similar)
- Small clutch bags, approximately the size of a hand, with or without a handle or strap, may be carried into the stadium along with one of the clear bag options
- An exception will be made for medically necessary items after proper inspection. Guests with medical items must enter through designated entry points at Gate 1, Gate 5 or Gate 7.

Prohibited items include, but are not limited to: purses larger than a clutch bag, coolers, briefcases, backpacks, fanny packs, cinch bags, luggage of any kind, seat cushions, computer bags and camera bags or any bag larger than the permissible size.

For additional information, including visuals of allowed and prohibited items, visit [www.NFL.com/allclear](http://www.NFL.com/allclear).



# TITANS QUARTERBACKS

No.	Name	Ht	Wt	Exp	College
16	Cassel, Matt	6-4	228	13	Southern California
8	Mariota, Marcus	6-4	222	3	Oregon
11	Tanneh, Alex (IR)	6-4	220	2	Monmouth (Ill.)

## #8 • QB MARCUS MARIOTA

[CLICK FOR COMPLETE BIO \(PDF\)](#)

**Marcus Mariota** (6-4, 222) is in his third NFL season. The Titans selected him with the No. 2 overall selection in the 2015 NFL Draft, and since that time, he arguably has had the best beginning to a career of any quarterback in team annals.

From 2015–2016, Mariota passed for 6,244 yards and 45 touchdowns, while throwing only 19 interceptions. His 93.8 passer rating during that time ranks sixth in NFL history for a player's first two NFL campaigns, trailing only **Kurt Warner** (107.9), **Dan Marino** (104.5), **Nick Foles** (101.0), **Russell Wilson** (100.6) and **Ben Roethlisberger** (98.3).

Mariota's 16 games with at least two touchdown passes in his first two NFL seasons tied for third all-time in the NFL, equaling **Peyton Manning** and **Russell Wilson** and trailing only **Dan Marino** (22) and **Derek Carr** (17).

Mariota won 11 games as a starting quarterback from 2015–2016. Among all quarterbacks in franchise history in their first two NFL seasons, only **Vince Young** (17) has had more wins as a starter.

In 2016, Mariota started 15 games. He was 276-of-451 passing for 3,426 yards, 26 touchdowns and nine interceptions. His 95.6 passer rating ranks third in franchise history for a single season, behind only **Warren Moon's** 96.8 in 1990, when he was the Associated Press Offensive Player of the Year, and **Steve McNair's** 100.4 in 2003, when he was the NFL's Co-MVP. Only two quarterbacks with the franchise have had more touchdown passes in a season than Mariota in 2016: **George Blanda** (36 in 1961 and 27 in 1962) and **Moon** (33 in 1990).

Consistently a dual-threat, Mariota added 349 rushing yards and two



rushing touchdowns in his second season. In doing so, he became the seventh player in NFL history with at least 6,000 passing yards and 600 rushing yards (601) in his first two seasons, joining **Jeff Garcia**, **Cam Newton**, **Robert Griffin**, **Wilson**, **Andrew Luck** and **Blake Bortles**.

During his rookie season, Mariota started 12 games, missing four total contests due to injuries. He completed 230 of his 370 passes for 2,818 yards, 19 touchdowns—all franchise rookie records—while throwing only 10 interceptions. At the time, his 91.5 passer rating ranked third in franchise history.

Mariota also set a franchise rookie record by completing 62.2 percent of his passes. That was the fifth-highest percentage by a rookie quarterback in NFL history and the eighth-highest completion percentage in a season by any quarterback in Titans/Oilers history.

On the ground, Mariota accounted for 252 yards and a pair of touchdowns on 34 carries. He finished second in franchise history in rushing yards by a rookie quarterback, trailing only Young's 2006 total of 552 rushing yards. Mariota's total included an 87-yard touchdown run against Jacksonville (Dec. 6), which was the fifth-longest rushing play in franchise history.

Mariota joined Manning (1998) as the only rookie quarterbacks in NFL history to complete three touchdown passes in four different games, and he became the lone NFL rookie to ever record two games with four touchdown passes and no interceptions (Sept. 13 at Tampa Bay and Nov. 8 at New Orleans).

He entered the NFL following a historic career at the University of Oregon. He concluded his three seasons as the school's starting quarterback by winning the Heisman Trophy and leading his team to the College Football Playoff Championship Game.

### Mariota's 2017 Preseason Statistics:

Passing																Rushing				
Date/Opp	W-L	G/S	Att	Cmp	Pct	Yds	Yd/Att	TD	TD%	Int	Int%	Lg	Sack	Lost	Rate	Att	Yds	Avg	Lg	TD
8/12 at NYJ	L	QB	3	2	66.7	15	5.0	0	0.0	0	0.0	15	1	7	78.5	1	6	6.0	6	0
8/19 vs. Car	W	QB	8	6	75.0	61	7.6	1	12.5	0	0.0	21	0	0	135.9	1	9	9.0	9	0
8/27 vs. Chi	L	QB	21	12	57.1	193	9.2	1	4.8	0	0.0	48	2	21	103.9	2	12	6.0	9	0
8/31 at KC	L															Did Not Play				
<b>Totals</b>	<b>1-3</b>	<b>3/3</b>	<b>32</b>	<b>20</b>	<b>62.5</b>	<b>269</b>	<b>8.4</b>	<b>2</b>	<b>6.3</b>	<b>0</b>	<b>0.0</b>	<b>48</b>	<b>3</b>	<b>28</b>	<b>110.0</b>	<b>4</b>	<b>27</b>	<b>6.8</b>	<b>9</b>	<b>0</b>

### Mariota's Career Regular Season Statistics:

Passing																Rushing				
Year	G	S	Att	Cmp	Pct	Yds	Yd/Att	TD	TD%	Int	Int%	Lg	Sack	Lost	Rate	Att	Yds	Avg	Lg	TD
2015	12	12	370	230	62.2	2,818	7.6	19	5.1	10	2.7	61t	38	258	91.5	34	252	7.4	87t	2
2016	15	15	451	276	61.2	3,426	7.6	26	5.8	9	2.0	60	23	156	95.6	60	349	5.8	41	2
2017	0	0	0	0	-	0	-	0	-	0	-	-	0	0	-	0	0	-	-	0
<b>Totals</b>	<b>27</b>	<b>27</b>	<b>821</b>	<b>506</b>	<b>61.6</b>	<b>6,244</b>	<b>7.6</b>	<b>45</b>	<b>5.5</b>	<b>19</b>	<b>2.3</b>	<b>61t</b>	<b>61</b>	<b>414</b>	<b>93.8</b>	<b>94</b>	<b>601</b>	<b>6.4</b>	<b>87t</b>	<b>4</b>

### Mariota's Single-Game Highs:

**Attempts** - 44 vs. Indianapolis (9/27/15)  
**Completions** - 28 at New Orleans (11/8/15)  
**Passing Yards** - 371 at New Orleans (11/8/15)  
**Touchdown Passes** - 4 (Three times, last vs. Green Bay, 11/13/16)  
**Long Completion** - 61t at New Orleans (11/8/15)  
**Rushes** - 9 vs. Jacksonville (12/6/15)  
**Rushing Yards** - 112 vs. Jacksonville (12/6/15)  
**Long Rush** - 87t vs. Jacksonville (12/6/15)  
**Rushing Touchdowns** - 1 (Four times, last at San Diego, 11/6/16)





Mariota broke nearly every major passing record at Oregon, totaling 10,796 career passing yards and 105 touchdown passes. The three-time All-Pac-12 selection started every game over his three seasons, earning a 36-5 record, and he completed at least one touchdown pass in every contest. He is one of four players in FBS history to pass for 10,000 yards and rush for 2,000 yards (2,237) in a career, joining **Dan LeFevour**, Griffin and **Colin Kaepernick**.

During his Heisman season in 2014, Mariota directed the Ducks to a Rose Bowl victory over Florida State. His totals for the year included 4,454 passing yards, 42 touchdown passes and only four interceptions. He also rushed for 770 yards and 15 touchdowns and even caught a touchdown pass. His 58 total touchdowns in a season (passing, rushing and receiving) shattered **Matt Barkley's** (2011) previous Pac-12 record of 41 touchdowns.

The 6-foot-4-inch, 222-pound signal caller became the fifth Heisman Trophy winner to be drafted by the Oilers/Titans, joining **Billy Cannon**, **Earl Campbell**, **Mike Rozier** and **Eddie George**. **Derrick Henry** became the sixth Heisman winner drafted by the club when he was selected in 2016.

At the 2015 NFL Scouting Combine, he finished among the top three quarterbacks in the 40-yard dash, vertical jump, broad jump, three-cone drill and 20-yard shuttle. His 4.52-second 40-yard dash gave him the fastest quarterback time at the Combine since Griffin's 4.41 in 2012.

Mariota is a native of Honolulu, Hawaii.

#### 2017 Preseason Highlights:

➤ **vAgainst Carolina (8/19)**, directed the first two offensive series of the game, both of which ended in scores (field goal and touchdown). He completed six of eight passes for 61 yards with one touchdown and a passer rating of 135.9. On a third-and-goal, he completed a four-yard touchdown pass to tight end Delanie Walker. He also ran once for nine yards.

➤ **Against Chicago (8/27)**, completed 12 of 21 passes for 193 yards, including a three-yard touchdown pass to running back Derrick Henry. The touchdown pass was his last play of the game, which was the first play of the fourth quarter. He helped convert a third-and-31 with a pass to Taywan Taylor that went for 48 yards. His passer rating was 103.9, and he also rushed twice for 12 yards.

➤ **At Kansas City (8/31)**, did not play.

### HIGHEST PASSER RATING IN YEARS 1-2

From 2015–2016, **Marcus Mariota** completed 506 of 821 passes for 6,244 yards, 45 touchdowns and 19 interceptions, compiling a passer rating of 93.8.

Mariota's 93.8 passer rating set a franchise record for a player's first two NFL seasons. Additionally, it ranks sixth in NFL history for a player's first two NFL campaigns (minimum 500 attempts), trailing only **Kurt Warner** (107.9), **Dan Marino** (104.5), **Nick Foles** (101.0), **Russell Wilson** (100.6) and **Ben Roethlisberger** (98.3).

The top all-time NFL passer ratings in a player's first two NFL seasons (minimum 500 attempts):

Player	Seasons	Passer Rating
1. Kurt Warner	1998–1999	107.9
2. Dan Marino	1983–1984	104.5
3. Nick Foles	2012–2013	101.0
4. Russell Wilson	2012–2013	100.6
5. Ben Roethlisberger	2004–2005	98.3
6. <b>Marcus Mariota</b>	<b>2015–2016</b>	<b>93.8</b>

### 2016 PASSING LEADERS IN WEEKS 5-17

Over the final 13 weeks of the 2016 season, **Marcus Mariota** was among the NFL's top passers. In that time period, which began with a road game against the Miami Dolphins (Oct. 9), he completed 196 of 315 passes for 2,501 yards with 22 touchdowns and four interceptions.

Mariota's 105.0 passer rating during that time ranked behind only **Matt Ryan** (113.9), **Tom Brady** (112.2), **Dak Prescott** (107.5) and **Aaron Rodgers** (105.2).

Highest NFL passer rating in Weeks 5-17 of 2016:

Player	Team	Att	Cmp	Pct	Yds	TD	Int	Rating
1. Matt Ryan	Atl	394	272	69.0	3,471	27	5	113.9
2. Tom Brady	NE	432	291	67.4	3,554	28	2	112.2
3. Dak Prescott	Dal	328	222	67.7	2,655	20	4	107.5
4. Aaron Rodgers	GB	516	346	67.1	3,811	33	6	105.2
5. <b>Marcus Mariota</b>	<b>Ten</b>	<b>315</b>	<b>196</b>	<b>62.2</b>	<b>2,501</b>	<b>22</b>	<b>4</b>	<b>105.0</b>
6. Drew Brees	NO	497	355	71.4	3,939	27	12	102.7
7. Kirk Cousins	Was	455	306	67.3	3,745	19	8	99.0
8. Andrew Luck	Ind	379	243	64.1	3,093	23	10	98.8
9. Sam Bradford	Min	457	329	72.0	3,158	16	5	98.0
10. Ryan Tannehill	Mia	251	173	68.9	1,914	13	7	96.9

### TWO-TD PASSING GAMES IN YEARS 1-2

In **Marcus Mariota's** first two NFL seasons, his 16 games with at least two touchdown passes tied for third all-time in the NFL, matching what **Peyton Manning** and **Russell Wilson** did in their first two campaigns.

Oakland's **Derek Carr** threw for at least two touchdowns 17 times during his first two seasons, second only to **Dan Marino**, whose 22 such games from 1983–1984 are still the benchmark.

Most games in a player's first two NFL seasons with two or more touchdown passes:

Player	Seasons	Games in Years 1-2 with Two or More TD Passes
1. Dan Marino	1983–1984	22
2. Derek Carr	2014–2015	17
3. <b>Marcus Mariota</b>	<b>2015–2016</b>	<b>16</b>
Peyton Manning	1998–1999	16
Russell Wilson	2012–2013	16
6. Andrew Luck	2012–2013	15

### 100 PASSER RATING, TWO TOUCHDOWNS

At Chicago on Nov. 27, 2016, **Marcus Mariota** recorded his 10th career performance with at least two touchdown passes and a passer rating of at least 100. He became the fourth player in NFL history to record 10 such games in his first two NFL seasons, joining **Dan Marino** (14), **Russell Wilson** (12) and **Kurt Warner** (11).

In Titans/Oilers history, only four other quarterbacks have had 10 games in their entire careers with a 100 passer rating and two touchdown passes: **Steve McNair** (29), **Warren Moon** (26), **George Blanda** (17) and **Dan Pastorini** (10).

Most games in a quarterback's first two NFL seasons with at least two touchdown passes and a 100 passer rating:

Quarterback	Seasons	Team	Games in First 2 Seasons w/ 100+ Passer Rating + 2 TD passes
1. Dan Marino	1983-1984	Miami	14
2. Russell Wilson	2012-2013	Seattle	12
3. Kurt Warner	1998-1999	St. Louis	11
4. <b>Marcus Mariota</b>	<b>2015-2016</b>	<b>Tennessee</b>	<b>10</b>
5. Daunte Culpepper	1999-2000	Minnesota	9
Jeff Garcia	1999-2000	San Francisco	9



## CONSECUTIVE GAMES W/ TWO TD PASSES

Over an eight-game stretch in 2016, **Marcus Mariota** completed at least two touchdown passes. In doing so, he broke Pro Football Hall of Famer **Warren Moon's** franchise record for the most consecutive games with multiple touchdown passes. Moon set the record in 1987.

Mariota became the second NFL quarterback in his first or second year to record a streak of eight or more games in a season with two or more touchdown passes. The only previous player to accomplish the feat was **Dan Marino** (10) in 1984. Among all NFL players, Mariota's streak of games with multiple touchdown passes was the longest such streak since a nine-game run by **Tom Brady** to start the 2015 campaign.

Besides Mariota and Moon, only one other signal caller for the franchise, **Billy Volek** in 2004, had as many as five consecutive games with multiple touchdown passes with the team.

**Most consecutive games with multiple touchdown passes, franchise history:**

Player	Season	Games
1. <b>Marcus Mariota</b>	<b>2016</b>	<b>8</b>
2. Warren Moon	1987	6
3. Billy Volek	2004	5

## FOUR-TD/ZERO-INT PASSING GAMES

On Nov. 20, 2016 against Green Bay, **Marcus Mariota** completed four touchdown passes without throwing an interception. It was his third such performance.

Already, Mariota's trio of four-touchdown/zero-interception passing performances leads all quarterbacks in franchise history. The previous record of two such games was shared by **George Blanda** and **Warren Moon**.

**Most career games with four passing touchdowns and no interceptions, franchise history:**

Quarterback	Seasons	Games
1. <b>Marcus Mariota</b>	<b>2015–2016</b>	<b>3</b>
2. George Blanda	1960–1966	2
Warren Moon	1984–1993	2
4. Chris Chandler	1995–1996	1
Steve McNair	1995–2005	1
Billy Volek	2000–2006	1

## FOUR-TOUCHDOWN GAMES

On Nov. 13, 2016 against Green Bay, **Marcus Mariota** accounted for four total touchdowns passing and/or rushing for the sixth time in 22 career starts.

In NFL history, no player has recorded more four-touchdown performances in his first 22 NFL games. Former New York Giants quarterback **Charlie Conerly** ranks second with five four-touchdown performances in his first 22 games from 1948–1949.

**Quarterbacks with the most four-touchdown performances (passing and rushing) in their first 22 NFL games:**

Quarterback	Team	Seasons	Four-Touchdown Games
1. <b>Marcus Mariota</b>	<b>Tennessee</b>	<b>2015–2016</b>	<b>6</b>
2. Charlie Conerly	N.Y. Giants	1948–1949	5

**Mariota's career four-touchdown performances:**

Date	Opponent	Passing TDs	Rushing TDs
9/13/15	at Tampa Bay	4	0
11/8/15	at New Orleans	4	0
12/6/15	Jacksonville	3	1
10/9/16	at Miami	3	1
11/6/16	at San Diego	3	1
11/13/16	Green Bay	4	0

## TD-TO-INT RATIO IN FIRST TWO SEASONS

**Marcus Mariota** passed for 45 career touchdowns and 19 interceptions from 2015–2016, a ratio that ranks among the best all-time in a player's first two campaigns.

Mariota's average of 2.37 touchdown passes for every interception thrown ranks fourth in league history by quarterbacks who have thrown at least 40 touchdown passes in their first two NFL seasons. The only players ahead of Mariota are **Kurt Warner** (3.15), **Dan Marino** (2.96) and **Russell Wilson** (2.74).

Mariota is the first player in Titans/Oilers history with 40 touchdown passes in his first two NFL seasons. The previous record holder was **Warren Moon** with 27.

**Highest touchdown-to-interception ratio in a player's first two NFL seasons, minimum 40 touchdown passes:**

Player	Seasons	Team	TD	INT	TD to INT Ratio
1. Kurt Warner	1998-1999	StL	41	13	3.15 to 1
2. Dan Marino	1983-1984	Mia	68	23	2.96 to 1
3. Russell Wilson	2012-2013	Sea	52	19	2.74 to 1
4. <b>Marcus Mariota</b>	<b>2015-2016</b>	<b>Ten</b>	<b>45</b>	<b>19</b>	<b>2.37 to 1</b>
5. Derek Carr	2014-2015	Oak	53	25	2.12 to 1
6. Jeff Garcia	1999-2000	SF	42	21	2.00 to 1
7. Andrew Luck	2012-2013	Ind	46	27	1.70 to 1
8. Andy Dalton	2011-2012	Cin	47	29	1.62 to 1
9. Mark Rypien	1988-1989	Was	40	26	1.54 to 1
10. Jameis Winston	2015-2016	TB	50	33	1.51 to 1

## THIRD-DOWN PASSING IN 2016

In 2016, **Marcus Mariota's** 105.9 passer rating on third down ranked sixth in the NFL.

**Highest passer rating on third down in 2016 (minimum 50 attempts per 16 team games):**

Player	Team	Att	Cmp	Pct	Yds	TD	Int	Rate
1. Tom Brady	NE	123	82	66.7	1,289	11	1	127.7
2. Aaron Rodgers	GB	153	101	66.0	1,391	16	5	116.2
3. Matt Ryan	Atl	125	89	71.2	965	7	0	112.3
4. Ben Roethlisberger	Pit	133	78	58.6	1,141	11	2	108.0
5. Drew Brees	NO	163	110	67.5	1,321	14	5	107.9
6. <b>Marcus Mariota</b>	<b>Ten</b>	<b>142</b>	<b>87</b>	<b>61.3</b>	<b>1,218</b>	<b>11</b>	<b>3</b>	<b>105.9</b>
7. Kirk Cousins	Was	154	94	61.0	1,309	9	4	97.0
8. Dak Prescott	Dal	126	82	65.1	979	6	3	94.6
9. Trevor Siemian	Den	132	76	57.6	993	9	4	91.5
10. Derek Carr	Oak	155	88	56.8	1,075	7	1	90.7

Since 1991, among all Titans/Oilers quarterbacks, only **Steve McNair** in his co-MVP season of 2003 recorded a better passer rating on third down than Mariota this season. McNair was 77-of-118 for 974 yards with 12 touchdowns, two interceptions and a league-best 117.7 passer rating that season.

**Highest single-season passer rating on third down for the Titans/Oilers, 1991–2016 (minimum 50 attempts):**

Player	Year	Att	Cmp	Pct	Yds	TD	Int	Rate
1. Steve McNair	2003	118	77	65.3	974	12	2	117.7
2. <b>Marcus Mariota</b>	<b>2016</b>	<b>142</b>	<b>87</b>	<b>61.3</b>	<b>1,218</b>	<b>11</b>	<b>3</b>	<b>105.9</b>
3. Vince Young	2010	52	31	59.6	366	5	1	105.1
4. Chris Chandler	1996	87	45	51.7	626	10	2	103.9
Chris Chandler	1995	95	59	62.1	721	9	3	103.9

## 6,000/600 CLUB

In his first two NFL seasons, **Marcus Mariota** passed for 6,244 yards and rushed for an additional 601 yards. He became the seventh player in NFL history with at least 6,000 passing yards and 600 rushing yards in his first two seasons.

**Jeff Garcia** became the first quarterback to accomplish the feat in 2000. Since then, six more signal callers matched the feat: **Cam Newton**, **Robert Griffin**, **Russell Wilson**, **Andrew Luck**, **Blake Bortles** and **Mariota**.

Players in NFL history with 6,000 passing yards and 600 rushing yards in their first two NFL seasons:

Player	Seasons	Team	Passing Yards	Rushing Yards
<b>Marcus Mariota</b>	<b>2015–2016</b>	<b>Tennessee</b>	<b>6,244</b>	<b>601</b>
Blake Bortles	2014–2015	Jacksonville	7,336	729
Andrew Luck	2012–2013	Indianapolis	8,196	632
Russell Wilson	2012–2013	Seattle	6,475	1,028
Robert Griffin	2012–2013	Washington	6,403	1,304
Cam Newton	2011–2012	Carolina	7,920	1,447
Jeff Garcia	1999–2000	San Francisco	6,822	645

## RED ZONE PASSING

From 2015–2016, Titans quarterback **Marcus Mariota** was the NFL's most efficient quarterback in the red zone. During that time, Mariota completed 60 of 94 passes inside the opponent's 20-yard line for 446 yards and 33 touchdowns without throwing an interception. His 114.6 passer rating inside the red zone led all NFL quarterbacks during those two seasons (minimum 27 attempts).

Highest red zone passer rating from 2015–2016 (from the opponents' 1-19 yard lines; minimum 27 attempts):

Player	Att	Cmp	Pct	Yds	TD	Int	Rate
<b>1. Marcus Mariota</b>	<b>94</b>	<b>60</b>	<b>63.8</b>	<b>446</b>	<b>33</b>	<b>0</b>	<b>114.6</b>
2. Blaine Gabbert	44	27	61.4	198	10	0	111.6
3. Andrew Luck	102	67	65.7	412	31	1	109.2
4. Tom Brady	145	96	66.2	676	47	4	104.8
5. Matthew Stafford	155	99	63.9	638	43	3	104.0
6. Drew Brees	176	119	67.6	703	47	5	102.8
7. Tyrod Taylor	81	47	58.0	330	17	1	101.9
8. Brian Hoyer	72	38	52.8	276	19	0	101.6
9. Colin Kaepernick	69	35	50.7	282	16	0	101.0
10. Dak Prescott	50	29	58.0	224	14	1	100.3

In 2016, **Marcus Mariota's** 113.5 passer rating in the red zone (from the opponents' 1-19 yard lines) tied for third in the NFL. He had 18 touchdowns without an interception in the red zone.

Highest red zone passer rating in 2016 (from the opponents' 1-19 yard lines):

Player	Team	Att	Cmp	Yds	TD	Int	Rate
1. Ryan Tannehill	Mia	44	30	224	11	0	119.7
2. Colin Kaepernick	SF	32	19	185	13	0	115.2
3. Andrew Luck	Ind	66	44	258	20	0	113.5
<b>Marcus Mariota</b>	<b>Ten</b>	<b>54</b>	<b>34</b>	<b>251</b>	<b>18</b>	<b>0</b>	<b>113.5</b>
5. Tom Brady	NE	62	43	288	20	1	112.1
6. Tyrod Taylor	Buf	50	30	240	11	0	111.7
7. Sam Bradford	Min	74	50	309	14	1	109.7
8. Matt Ryan	Atl	94	62	374	23	1	108.8
9. Aaron Rodgers	GB	105	64	382	31	0	107.6
10. Andy Dalton	Cin	67	37	267	13	0	104.3

As a rookie in 2015, Mariota's 116.1 passer rating in the red zone ranked third in the NFL behind **Blaine Gabbert's** 120.5 and **Matthew Stafford's** 118.0. Since at least 1991 (statistic not tracked prior to then), Mariota finished with the highest single-season passer rating by a Titans quarterback, topping the previous benchmark of 110.5 by **Ryan Fitzpatrick** in 2013 (25-41, 177 yards, eight touchdowns, zero interceptions).



## FRANCHISE SINGLE-GAME PASSER RATINGS

Against the Packers on Nov. 13, 2016, **Marcus Mariota** completed 19 of 26 passes for 295 yards with four touchdowns and no interceptions. His passer rating for the game was 149.8.

Among all games in franchise history, Mariota's passer rating against the Packers ranks second. The only one that tops it is a perfect 158.3 by **Chris Chandler** against the Cincinnati Bengals on Sept. 24, 1995.

Mariota already owns two of the franchise's three best single-game passer ratings and 25 percent of the team's 16 best performances. His 148.1 passer rating against the Jacksonville Jaguars on Oct. 27 is third on the list. Additionally, his 135.7 passer rating at the New Orleans Saints as a rookie (Nov. 8) is 12th, and his 132.6 passer rating against the Cleveland Browns on Oct. 16, 2016 is 16th on the list.

In his NFL debut at Tampa Bay on Sept. 13, 2015, Mariota had a perfect 158.3 passer rating. However, his 15 attempts fell short of the 20 attempts required to qualify in the NFL's official record books.

Top single-game passer ratings in franchise history (minimum 20 attempts):

Player	Date	Opp	Att	Cmp	Yds	TD	Int	Rate
1. Chris Chandler	09/24/95	Cin	26	23	352	4	0	158.3
<b>2. Marcus Mariota</b>	<b>11/13/16</b>	<b>GB</b>	<b>26</b>	<b>19</b>	<b>295</b>	<b>4</b>	<b>0</b>	<b>149.8</b>
<b>3. Marcus Mariota</b>	<b>10/27/16</b>	<b>Jax</b>	<b>22</b>	<b>18</b>	<b>270</b>	<b>2</b>	<b>0</b>	<b>148.1</b>
4. Steve McNair	10/12/03	Hou	27	18	421	3	0	146.8
5. Warren Moon	11/18/90	Cle	32	24	322	5	0	146.1
6. Warren Moon	11/26/90	Buf	22	16	300	2	0	145.1
7. Chris Chandler	11/26/95	Den	26	18	280	3	0	143.1
8. Warren Moon	10/01/89	Mia	23	19	254	2	0	141.7
9. Warren Moon	11/15/87	Pit	22	16	239	2	0	138.3
10. Chris Chandler	09/08/96	Jac	22	14	226	3	0	137.5
11. Steve McNair	12/26/99	Jac	33	23	291	5	0	136.5
<b>12. Marcus Mariota</b>	<b>11/08/15</b>	<b>NO</b>	<b>39</b>	<b>28</b>	<b>371</b>	<b>4</b>	<b>0</b>	<b>135.7</b>
13. Warren Moon	11/14/93	Cin	31	23	225	4	0	133.7
14. Steve McNair	10/18/98	Cin	21	16	277	1	0	133.5
15. George Blanda	11/19/61	NYT	32	20	418	7	1	132.8
<b>16. Marcus Mariota</b>	<b>10/16/16</b>	<b>Cle</b>	<b>24</b>	<b>17</b>	<b>284</b>	<b>3</b>	<b>1</b>	<b>132.6</b>



## MARIOTA ON THE ROAD

Marcus Mariota's passer rating in road games since the beginning of the 2015 campaign ranks near the top of the NFL.

Highest passer rating in road games from 2015-16 (minimum 100 attempts):

Player	Games	Att	Cmp	Yds	TD	Int	Rate
1. Tom Brady	15	543	350	4,231	34	3	106.8
2. Dak Prescott	8	211	139	1,691	12	3	103.4
3. Josh McCown	5	145	105	1,191	4	2	100.1
4. Matt Ryan	16	585	386	4,599	28	8	100.1
5. Andy Dalton	14	497	320	3,851	23	6	98.4
6. <b>Marcus Mariota</b>	<b>14</b>	<b>419</b>	<b>260</b>	<b>3,146</b>	<b>23</b>	<b>6</b>	<b>97.4</b>
7. Aaron Rodgers	16	571	357	3,944	32	7	96.5
8. Derek Carr	15	539	327	3,738	29	5	95.6
9. Kirk Cousins	16	597	399	4,535	26	13	94.9
10. Brian Hoyer	8	283	169	1,977	15	3	94.2

Marcus Mariota's 105.3 passer rating on the road in 2015 ranked fourth in the NFL behind Josh McCown's 110.4, Russell Wilson's 107.7 and Andy Dalton's 107.2.

Highest passer rating in road games in 2015 (minimum 100 attempts):

Player	Team	Att	Cmp	Yds	TD	Int	Rate
1. Josh McCown	Cle	132	99	1,132	4	0	110.4
2. Russell Wilson	Sea	235	166	1,878	17	6	107.7
3. Andy Dalton	Cin	195	126	1,661	13	3	107.2
4. <b>Marcus Mariota</b>	<b>Ten</b>	<b>171</b>	<b>108</b>	<b>1,374</b>	<b>10</b>	<b>1</b>	<b>105.3</b>
5. Carson Palmer	Ari	280	179	2,405	18	5	105.1

Mariota's 105.3 passer rating on the road in 2015 was the best in franchise annals. Previously, Chris Chandler posted the top passer rating on the road with a 102.2 rating in 1995.

Highest passer rating in road games in franchise history (minimum 100 attempts):

Player	Year	Att	Cmp	Yds	TD	Int	Rate
1. <b>Marcus Mariota</b>	<b>2015</b>	<b>171</b>	<b>108</b>	<b>1374</b>	<b>10</b>	<b>1</b>	<b>105.3</b>
2. Chris Chandler	1995	177	119	1314	12	4	102.2
3. Warren Moon	1992	167	114	1245	10	4	100.0
4. Chris Chandler	1996	130	78	945	10	4	95.2
5. Steve McNair	2003	216	133	1671	12	5	94.5



## MARCUS MARIOTA'S STARTING RECORD WHEN ...

Record When Mariota	2015	2016	Career
Starts at quarterback	3-9	8-7	11-16
Starts vs. division opponents	1-2	1-4	2-6
Passes for 300 or more yards	1-1	0-1	1-2
Completes 1 or more TD passes	3-4	6-5	9-9
Completes 2 or more TD passes	3-3	6-4	9-7
Completes 3 or more TD passes	3-1	3-1	6-2
Starts and passes for no INTs	2-3	5-3	7-6
Completes 70.0% of his passes	2-0	4-0	6-0
Has a passer rating of 80.0+	3-3	6-4	9-7
Has a passer rating of 90.0+	3-1	6-2	9-3
Has a passer rating of 100.0+	3-0	6-1	9-1
Sacked 0 times	1-0	3-1	4-1
Rushes for 1 or more TDs	1-1	1-1	2-2
Rushes for 2 or more TDs	0-0	0-0	0-0
Rushes and Passes for 1 TD	1-0	1-1	2-1

## TD PASSES BEFORE AGE 23

Marcus Mariota celebrated his 23rd birthday on Oct. 30, 2016. Prior to that, his NFL totals included 33 touchdown passes—19 as a rookie and 14 through the first eight games of 2016.

In NFL history, only four quarterbacks have completed more touchdown passes before their 23rd birthday than Mariota: New England's Drew Bledsoe, Minnesota's Fran Tarkenton, Tampa Bay's Josh Freeman and Tampa Bay's Jameis Winston.

Most touchdown passes in NFL history before a player's 23rd birthday:

Player	Seasons	Team	TD Passes
1. Jameis Winston	2015–2016	Tampa Bay	50
2. Drew Bledsoe	1993–1994	New England	40
Fran Tarkenton	1961–1962	Minnesota	40
4. Josh Freeman	2009–2010	Tampa Bay	35
5. <b>Marcus Mariota</b>	<b>2015–2016</b>	<b>Tennessee</b>	<b>33</b>
6. Dan Marino	1983–1984	Miami	27
7. Peyton Manning	1998–1998	Indianapolis	26
8. Cam Newton	2011–2011	Carolina	21
9. Teddy Bridgewater	2014–2015	Minnesota	20
Robert Griffin	2012–2012	Washington	20
Bernie Kosar	1985–1986	Cleveland	20

## SINGLE-GAME ROOKIE PASSING YARDS

On Nov. 8, 2015, Marcus Mariota broke his own franchise rookie record with 371 passing yards at the New Orleans Saints.

Mariota initially set the record on Sept. 27 against Indianapolis with 367 passing yards. He broke Zach Mettenberger's record of 345 passing yards at the Philadelphia Eagles on Nov. 23, 2014.

As a rookie in 2014, Mettenberger broke Jacky Lee's longstanding record of 331 yards at the Boston Patriots on Nov. 25, 1960.

Most single-game passing yards by a rookie, franchise history:

Player	Date/Opponent	Passing Yards
1. <b>Marcus Mariota</b>	<b>11/8/15 at New Orleans</b>	<b>371</b>
2. <b>Marcus Mariota</b>	<b>9/27/15 vs. Indianapolis</b>	<b>367</b>
3. <b>Zach Mettenberger</b>	<b>11/23/14 at Philadelphia</b>	<b>345</b>
4. Jacky Lee	11/25/60 at Boston	331
5. <b>Zach Mettenberger</b>	<b>10/26/14 vs. Houston</b>	<b>299</b>
6. Jake Locker	12/11/11 vs. New Orleans	282
7. Jacky Lee	11/20/60 vs. Denver	281
8. <b>Marcus Mariota</b>	<b>12/13/15 at N.Y. Jets</b>	<b>274</b>
9. <b>Marcus Mariota</b>	<b>12/6/15 vs. Jacksonville</b>	<b>268</b>
10. Brent Pease	10/4/87 at Denver	260
Dan Pastorini	11/7/71 at New England	260



## ROOKIE ACCURACY

In 2015, Titans quarterback **Marcus Mariota** posted one of the highest completion percentages in NFL history among rookie quarterbacks. His completion percentage of 62.2 was the fifth best all-time among rookies.

Mariota's completion percentage would shattered the franchise's rookie record. Until Mariota, **Vince Young's** completion percentage of 51.5 in 2006 was the best among rookie qualifiers in team annals.

**Highest completion percentage among rookie quarterbacks in NFL history (through 2015; minimum 14 passes per team game, or 224 attempts per 16 games):**

Quarterback	Year	Team	Comp	Att	Pct
1. Ben Roethlisberger	2004	Pittsburgh	196	295	66.4
2. Robert Griffin III	2012	Washington	258	393	65.7
3. Teddy Bridgewater	2014	Minnesota	259	402	64.4
4. Russell Wilson	2012	Seattle	252	393	64.1
5. <b>Marcus Mariota</b>	2015	<b>Tennessee</b>	<b>227</b>	<b>364</b>	<b>62.2</b>
6. Matt Ryan	2008	Atlanta	265	434	61.1
7. Carson Palmer	2004	Cincinnati	263	432	60.9
8. Nick Foles	2012	Philadelphia	161	265	60.8
9. Joe Flacco	2008	Baltimore	257	428	60.1
10. Sam Bradford	2010	St. Louis	354	590	60.0

## 2015 PASSING AVERAGE LEADERS

**Marcus Mariota's** 7.62 average yards per passing attempt in 2015 ranked 10th in the NFL among all NFL quarterbacks.

**NFL leaders in yards per passing attempt in 2015:**

Player	Team	Att	Yds	Yds/Att
1. Carson Palmer	Ari	537	4,671	8.70
2. Andy Dalton	Cin	386	3,250	8.42
3. Ben Roethlisberger	Pit	469	3,938	8.40
4. Russell Wilson	Sea	483	4,024	8.33
5. Tyrod Taylor	Buf	380	3,035	7.99
6. Drew Brees	NO	627	4,870	7.77
7. Cam Newton	Car	495	3,837	7.75
8. Kirk Cousins	Was	543	4,166	7.67
9. Tom Brady	NE	624	4,770	7.64
10. <b>Marcus Mariota</b>	<b>Ten</b>	<b>370</b>	<b>2,818</b>	<b>7.62</b>

## ROOKIE QBS WITH 3 TD PASSES 4 TIMES

**Marcus Mariota** completed three or more touchdown passes on four different occasions during his rookie season. He joined **Peyton Manning** (four in 1998) as the only rookies to accomplish the feat.

**Most games as a rookie with three or more touchdown passes, NFL history (through 2015):**

Player	Season	Games with 3+ TD Passes
<b>Marcus Mariota</b>	<b>2015</b>	<b>4</b>
Peyton Manning	1998	4

**Marcus Mariota's three-touchdown games:**

Date	Opponent	TD Passes
Sept. 13, 2015	at Tampa Bay	4
Nov. 8, 2015	at New Orleans	4
Nov. 29, 2015	Oakland	3
Dec. 6, 2015	Jacksonville	3

## RUSH TO THE RECORD BOOKS

On Dec. 6 against Jacksonville, **Marcus Mariota** rushed for an 87-yard touchdown against Jacksonville and finished the game with 112 rushing yards on nine attempts.

The 87-yard run was the longest run in franchise history by a quarterback and the fifth-longest run overall for the team, behind three rushes by running back **Chris Johnson** (94, 91 and 89 yards) and one rush by running back **Sid Blanks** (91).

**Steve McNair** previously recorded the longest run in franchise history by a quarterback with a 71-yard attempt in 1998 (Nov. 8 at Tampa Bay).

**Longest rushing attempts in franchise history:**

Player	Date	Opp	Rush
1. Chris Johnson	12/17/12	New York Jets	94t
2. Chris Johnson	9/20/09	Houston	91t
Sid Blanks	12/13/64	New York Jets	91t
4. Chris Johnson	11/1/09	Jacksonville	89t
5. <b>Marcus Mariota (QB)</b>	<b>12/6/15</b>	<b>Jacksonville</b>	<b>87t</b>
5. Chris Johnson	11/29/09	Arizona	85t
6. Chris Johnson	10/21/12	at Buffalo	83t
7. Earl Campbell	11/20/78	Miami	81t
8. Chris Johnson	11/4/12	Chicago	80t
LenDale White	10/19/08	at Kansas City	80t
Larry Moriarty	9/11/83	at L.A. Raiders	80

Since 1960, only two quarterbacks have recorded a run longer than Mariota's 87-yarder. Oakland's **Terrelle Pryor** set the NFL quarterback record with 93-yard touchdown run for the Oakland Raiders in 2013 (Oct. 27 against Pittsburgh), and most recently San Francisco's **Colin Kaepernick** had a 90-yard touchdown run in 2014 at the San Diego Chargers (Dec. 20).

**Longest rushing attempts since 1960 history among NFL quarterbacks:**

Player	Date	Date/Opp	Rush
1. Terrelle Pryor	Oak	10/27/13 vs. Pit	93
2. Colin Kaepernick	SF	12/20/14 at SD	90
3. <b>Marcus Mariota</b>	<b>Ten</b>	<b>11/6/15 vs. Jax</b>	<b>87</b>

Mariota's 112 rushing yards against the Jaguars set a new single-game record among Titans/Oilers quarterbacks, topping the record of 95 yards held by **Steve McNair** (Nov. 8, 1998 at Tampa Bay).

**Most single-game rushing yards by a quarterback in franchise history:**

Player	Date	Opp	Rush Yds
1. <b>Marcus Mariota</b>	<b>12/6/15</b>	<b>Jacksonville</b>	<b>112</b>
2. Steve McNair	11/8/98	at Tampa Bay	95
3. Steve McNair	12/21/97	Pittsburgh	90
4. Vince Young	12/10/06	at Houston	86
5. Steve McNair	12/13/98	at Jacksonville	81



## TITANS TIDBITS: MARCUS MARIOTA

➤ In 2016, Mariota launched of his Motiv8 Foundation, which serves the communities of Middle Tennessee, Eugene and Honolulu. The Foundation was a major sponsor in the inaugural Polynesian Bowl. The game featured the top players in the nation including 15 of the top 16 Polynesian players in the ESPN 300. The non-profit also participated with First Hawaii Bank's bobble head charity fundraiser that netted the Motiv8 Foundation \$115,000 for local programs in Hawaii. The Foundation held its inaugural golf tournament at Oahu Country Club raising money for local programs and sold out in just four days. The Foundation also held its inaugural golf tournament in Oregon at the Springfield Golf Club with all monies raised going to programs in Oregon.

➤ He is the oldest son of Toa and Alana Mariota. His younger brother, Matthew, is a tight end at Oregon.

➤ Mariota credits much of his athletic success to playing soccer in his youth. By the time he was eight years old, he was wearing a soccer jersey with the number 8, and he has kept the jersey number ever since then.

➤ During his time in Eugene, Ore., Mariota became a fixture at the Boys and Girls Club of Emerald Valley, spending time on a weekly basis with kids at the center. For his efforts in the community, he was awarded with the inaugural Play It Forward Award at the 63rd Annual Oregon Sports Awards in June 2015.

## 2015 FIRST-DOWN PERCENTAGE LEADERS

**Marcus Mariota** attempted 370 passes as a rookie in 2015, and 142 of his attempts resulted in Titans first downs. His first-down rate of 38.4 percent ranked fourth in the NFL behind only **Carson Palmer** (43.0), **Cam Newton** (39.4) and **Russell Wilson** (38.7).

Highest percentage of passes resulting in first downs in 2015 (minimum 224 attempts):

Player	Team	Att	Cmp	1st	1st%
1. Carson Palmer	Ari	537	342	231	43.0
2. Cam Newton	Car	495	296	195	39.4
3. Russell Wilson	Sea	483	329	187	38.7
4. <b>Marcus Mariota</b>	<b>Ten</b>	<b>370</b>	<b>230</b>	<b>142</b>	<b>38.4</b>
5. Andy Dalton	Cin	386	255	147	38.1
6. Matthew Stafford	Det	592	398	223	37.7
7. Jameis Winston	TB	535	312	201	37.6
8. Kirk Cousins	Was	543	379	204	37.6
9. Matt Ryan	Atl	614	407	229	37.3
10. Ben Roethlisberger	Pit	469	319	174	37.1

Since 1991, the highest percentage of passes for first downs recorded by a Titans quarterback is 41.0, set by **Steve McNair** in his 2003 MVP season. Mariota's 38.4 first-down percentage ranks second for the franchise in that time period.

Highest percentage of passes resulting in first downs for the Titans/Oilers, 1991–2015 (minimum 224 attempts):

Player	Team	Att	Cmp	1st	1st%
1. Steve McNair	2003	400	250	164	41.0
2. <b>Marcus Mariota</b>	<b>2015</b>	<b>370</b>	<b>230</b>	<b>142</b>	<b>38.4</b>
3. Warren Moon	1992	346	224	132	38.2
4. Cody Carlson	1992	227	149	85	37.4
5. Vince Young	2007	382	238	141	36.9
6. Steve McNair	2001	431	264	159	36.9
7. Steve McNair	2002	492	301	178	36.2
8. Steve McNair	2000	396	248	141	35.6
9. Warren Moon	1991	655	404	231	35.3
10. Vince Young	2009	259	152	91	35.1

## SINGLE-SEASON ROOKIE RECORDS

In 2015, **Marcus Mariota** broke virtually every rookie passing record for the franchise, completing 230 of 370 passes for 2,818 yards, 19 touchdowns and 10 interceptions.

**Most passing attempts** in a season by a rookie, franchise history:

Rookie QB	Season	Pass Attempts
1. <b>Marcus Mariota</b>	<b>2015</b>	<b>370</b>
2. Vince Young	2006	357
3. Dan Pastorini	1971	270
4. Zach Mettenberger	2014	179
5. Brent Pease*	1987	113
6. Steve McNair	1995	80
7. Jacky Lee	1960	77

**Most completions** in a season by a rookie, franchise history:

Rookie QB	Season	Completions
1. <b>Marcus Mariota</b>	<b>2015</b>	<b>230</b>
2. Vince Young	2006	184
3. Dan Pastorini	1971	127
4. Zach Mettenberger	2014	107
5. Brent Pease*	1987	56
6. Jacky Lee	1960	41
Steve McNair	1995	41

**Most passing yards** in a season by a rookie, franchise history:

Rookie QB	Season	Passing Yards
1. <b>Marcus Mariota</b>	<b>2015</b>	<b>2,818</b>
2. Vince Young	2006	2,199
3. Dan Pastorini	1971	1,702
4. Zach Mettenberger	2014	1,412
5. Jacky Lee	1960	842
6. Brent Pease*	1987	728
7. Steve McNair	1995	569

**Most passing touchdowns** in a season by a rookie, franchise history:

Rookie QB	Season	Passing TDs
1. <b>Marcus Mariota</b>	<b>2015</b>	<b>19</b>
2. Vince Young	2006	12
3. Zach Mettenberger	2014	8
4. Dan Pastorini	1971	7
5. Jacky Lee	1960	5
6. Steve McNair	1995	3
Brent Pease*	1987	3

**Highest passer rating** in a season by a rookie, franchise history (minimum 100 attempts):

Rookie QB	Season	Passer Rating
1. <b>Marcus Mariota</b>	<b>2015</b>	<b>91.5</b>
2. Zach Mettenberger	2014	83.4
3. Vince Young	2006	66.7
4. Brent Pease*	1987	60.6
5. Dan Pastorini	1971	43.8

**Highest completion percentage** in a season by a rookie, franchise history (minimum 100 attempts):

Rookie QB	Season	Passer Rating
1. <b>Marcus Mariota</b>	<b>2015</b>	<b>62.2</b>
2. Zach Mettenberger	2014	59.8
3. Vince Young	2006	51.5
4. Brent Pease*	1987	49.6
5. Dan Pastorini	1971	47.0

\* Replacement player during strike

## #16 • QB MATT CASSEL

[CLICK FOR COMPLETE BIO \(PDF\)](#)

Quarterback **Matt Cassel** (6-4, 228) is in his 13th NFL season and his second campaign with the Titans. He was signed during the 2016 offseason to give the team an experienced, veteran leader to back up starting quarterback **Marcus Mariota**.

In his first season with the Titans, Cassel appeared in four total games, including a win as the starter in the season finale versus Houston (Jan. 1). He completed 30 of 51 passes for 284 yards, two touchdowns and two interceptions during the year.

Cassel spent 11 previous seasons with the New England Patriots, Kansas City Chiefs, Minnesota Vikings, Buffalo Bills and Dallas Cowboys. His career totals prior to arriving in Tennessee included 17,003 passing yards, 101 touchdown passes, 77 interceptions and a passer rating of 79.3.

In 2015, Cassell played for the Buffalo Bills and the Dallas Cowboys. With the Cowboys, he started seven games and completed 119 of 204 passes for 1,276 yards, five touchdowns and seven interceptions.

Cassel began his NFL career in 2005 as a seventh-round draft pick of the Patriots. He spent four seasons there, including 2008, when he went 10-5 as a starter after **Tom Brady** suffered a season-ending knee injury in the opener. He passed for 3,693 yards and 21 touchdowns.

In 2009, he was traded to Kansas City, where he would spend the next four seasons. In 2010, he was named to the Pro Bowl after setting career highs with 27 touchdown passes and a 93.0 passer rating as the starting quarterback for the Chiefs. He helped guide the Chiefs to the AFC West title.

Cassel went to Minnesota in 2013 and started a total of nine contests with the Vikings over two years. The Vikings traded him to Buffalo in March 2015, and then the Bills dealt him to the Cowboys in September.

A native of Northridge, Calif., Cassel played in 25 career games at Southern Cal as a backup to Heisman Trophy winners **Carson Palmer** and **Matt Leinart**. While he was there, the Trojans won back-to-back national titles in 2003 and 2004.

## 2017 Preseason Highlights:

- **At New York Jets (8/12)**, did not play.
- **Against Carolina (8/19)**, came into the game for the third series and played through the end of the first half. He was 8-of-13 passing for 88 yards.
- **Against Chicago (8/27)**, played in the fourth quarter and completed four of seven passes for 62 yards.
- **At Kansas City (8/31)**, started and completed three of four passes for 35 yards.

## Cassel's 2017 Preseason Passing Statistics:

Year	Team	G/S	Att	Cmp	Pct	Yds	TD	Int	Lg	Sack	Rate
2017	Ten	3/1	24	15	62.5	185	0	0	23	19	86.3

## Cassel's Career Regular Season Passing Statistics:

Year	Team	G/S	Att	Cmp	Pct	Yds	TD	Int	Lg	Sack	Rate
2005	NE	2/0	24	13	54.2	183	2	1	36	1	89.4
2006	NE	6/0	8	5	62.5	32	0	0	10	3	70.8
2007	NE	6/0	7	4	57.1	38	0	1	21	0	32.7
2008	NE	16/15	516	327	63.4	3,693	21	11	76t	47	89.4
2009	KC	15/15	493	271	55.0	2,924	16	16	61	42	69.9
2010	KC	15/15	450	262	58.2	3,116	27	7	75t	26	93.0
2011	KC	9/9	269	160	59.5	1,713	10	9	52t	22	76.6
2012	KC	9/8	277	161	58.1	1,796	6	12	46	19	66.7
2013	Min	9/6	254	153	60.2	1,807	11	9	79t	16	81.6
2014	Min	3/3	71	41	57.7	425	3	4	28	6	65.8
2015	Buf/Dal	9/8	204	119	58.3	1,276	5	7	51	14	70.6
2016	Ten	4/1	51	30	58.8	284	2	2	50	5	71.0
2017	Ten	0/0	0	0	-	0	0	0	-	0	-
<b>Totals</b>		<b>103/80</b>	<b>2,624</b>	<b>1,546</b>	<b>58.9</b>	<b>17,287</b>	<b>103</b>	<b>79</b>	<b>79t</b>	<b>201</b>	<b>79.2</b>

## Cassel's Regular Season Single-Game Highs:

**Attempts** - 53 at Denver (11/14/10)  
**Completions** - 33 at Denver (11/14/10)  
**Passing Yards** - 469 at Denver (11/14/10)  
**Touchdown Passes** - 4 (Four times, last at Indianapolis 10/9/11)  
**Long Completion** - 79t at Baltimore (12/8/13)  
**Passer Rating** - 144.0 vs. Jacksonville (10/24/10)



## RUNNING BACKS &amp; FULLBACKS

No.	Name	Ht	Wt	Exp	College
46	Bacci, Joe (FB) (IR)	6-1	245	R	Central Michigan
32	Fluellen, David	5-11	224	1	Toledo
45	Fowler, Jalston (FB)	5-11	254	3	Alabama
22	Henry, Derrick	6-3	247	2	Alabama
38	Judd, Akeem (IR)	5-10	225	R	Mississippi
29	Murray, DeMarco	6-1	220	7	Oklahoma

## #45 • FB JALSTON FOWLER

[CLICK FOR COMPLETE BIO \(PDF\)](#)

Fullback **Jalston "Nudie" Fowler** is in his third NFL season. He was selected by the Titans in the fourth round of the 2015 NFL Draft.

In 2016, Fowler appeared in all 16 games for the second consecutive season and totaled seven starts. While tallying one carry for three yards and one reception for 14 yards, his lead blocking helped the Titans finish third in the NFL in rushing offense (136.7 yards per game) and helped **DeMarco Murray** (1,287 yards) finish third in the NFL in individual rushing. He was a Pro Bowl alternate.

As a rookie, Fowler played in all 16 games. He rushed seven times for 13 yards and a touchdown and added five receptions for 44 yards and a score. He also played an integral role on special teams, contributing five tackles and a forced fumble.

The 5-foot-11-inch, 254-pound rookie served as a fullback, running back, H-back, tight end and on special teams during his time with the Crimson Tide. He played in 53 career games from 2010–2014 and was a member of national championship teams in 2011 and 2012.

Fowler's career totals at Alabama included 113 carries for 738 yards and five touchdowns. He also caught 19 passes for 150 yards with seven touchdown receptions.

In 2014, he played in 14 games and set a career high with five starts. He rushed for 69 yards on 12 attempts and caught 11 passes for 119 yards and a pair of scores.

A native of Mobile, Ala., Fowler is called "Nudie" by family, friends and teammates. His father gave the nickname to him as a baby.

## 2017 Preseason Highlights:

- **Against Carolina (8/19)**, had two rushing attempts for four yards, including a two-yard run on third-and-one and a two-yard run on fourth-and-one.
- **At Kansas City (8/31)**, did not play.

## Fowler's 2017 Preseason Statistics:


Year	GP	GS	Att	Yds	Avg	Lg	TD	Rec	Yds	Avg	Lg	TD
2017	3	2	2	4	2.0	2	0	0	0	-	-	0

## Fowler's Career Regular Season Statistics:

Year	GP	GS	Att	Yds	Avg	Lg	TD	Rec	Yds	Avg	Lg	TD
2015	16	0	7	13	1.9	3	1	5	44	8.8	19	1
2016	16	7	1	3	3.0	3	0	1	14	14.0	14	0
<b>Totals</b>	<b>32</b>	<b>7</b>	<b>8</b>	<b>16</b>	<b>2.0</b>	<b>3</b>	<b>1</b>	<b>6</b>	<b>58</b>	<b>9.7</b>	<b>19</b>	<b>1</b>

## Fowler's Single-Game Highs:

**Rushing Attempts** - 4 vs. Indianapolis (9/27/15)  
**Rushing Yards** - 9 vs. Indianapolis (9/27/15)  
**Long Rush** - 3 (Three times, last at Kansas City, 12/18/16)  
**Rushing Touchdown** - 1 vs. Indianapolis (9/27/15)  
**Receptions** - 1 (Six times, last vs. Oakland 9/25/16)  
**Receiving Yards** - 19 at Cleveland (9/20/15)  
**Long Reception** - 19 at Cleveland (9/20/15)  
**Receiving Touchdown** - 1 vs. Oakland (11/29/15)





## #22 • RB DERRICK HENRY

[CLICK FOR COMPLETE BIO \(PDF\)](#)

Running back **Derrick Henry** (6-3, 247) is in his second NFL season. He was selected by the Titans with the 45th overall pick in the second round of the 2016 NFL Draft.

As a rookie, Henry played in 15 games with one start, sharing time in the backfield with **DeMarco Murray**. He carried the ball 110 times for 490 yards and five touchdowns and added 137 yards on 13 receptions. Henry became the third rookie for the franchise in the "Titans era" to score at least five touchdowns in a season, joining **Vince Young** (seven rushing touchdowns in 2006) and **Chris Johnson** (nine rushing and one receiving in 2008).

The Heisman Trophy winner played three seasons (2013–2015) at the University of Alabama, where he set numerous school and SEC records while leading his team to a National Championship in 2015.

Henry played in 39 games and totaled 602 carries for 3,591 yards and 42 rushing touchdowns and added 285 yards on 17 career receptions with three receiving scores. During Alabama's victory over Clemson in the 2016 College Football Playoff National Championship, he broke **Shaun Alexander's** record for most career rushing yards in Alabama history.

In his final collegiate season, Henry rushed for an Alabama and Southeastern Conference record 2,219 yards, which led the nation and ranked fifth in FBS history. He recorded 100-yard rushing games 10 times and had four 200-yard games during the season. His 28 rushing touchdowns were a national best and an SEC record, snapping **Tim Tebow** and **Tre Mason's** old mark of 23. In addition to the Heisman, he also won the Doak Walker Award, Walter Camp Award and Maxwell Award, among a multitude of other honors.

Henry is a native of Yulee, Fla.

## 2017 Preseason Highlights:

- **At New York Jets (8/12)**, started and recorded eight carries for 29 yards in the first quarter.
- **Against Carolina (8/19)**, registered 16 carries for 36 yards and two touchdowns. Late in the first quarter, Derrick Henry took a handoff from Matt Cassel and raced 17 yards for his first touchdown of the preseason. Then, with 4:40 remaining in the second quarter, Henry scored his second touchdown on a one-yard run on fourth down. He added three catches for 17 yards.
- **Against Chicago (8/27)**, led the team with nine carries for 24 yards and added three receptions for 29 yards and a score. He was credited with a three-yard touchdown catch on a pitch from Marcus Mariota on the first play of the fourth quarter.
- **At Kansas City (8/31)**, did not play.

## Henry's 2017 Preseason Statistics:

Year	GP	GS	Att	Yds	Avg	Lg	TD	Rec	Yds	Avg	Lg	TD
2017	3	2	33	89	2.7	17t	2	7	46	6.6	26	1

## Henry's Career Regular Season Statistics:

Year	GP	GS	Att	Yds	Avg	Lg	TD	Rec	Yds	Avg	Lg	TD
2016	15	1	110	490	4.5	22	5	13	137	10.5	29	0
2017	0	0	0	0	-	-	0	0	0	-	-	0
<b>Totals</b>	<b>15</b>	<b>1</b>	<b>110</b>	<b>490</b>	<b>4.5</b>	<b>22</b>	<b>5</b>	<b>13</b>	<b>137</b>	<b>10.5</b>	<b>29</b>	<b>0</b>

## Henry's Regular Season Single-Game Highs:

**Rushing Attempts** - 16 vs. Jacksonville (10/27/16)  
**Rushing Yards** - 65 vs. Houston (1/1/17)  
**Long Rush** - 22 at Miami (10/9/16)  
**Rushing Touchdowns** - 2 at Kansas City (12/18/16)  
**Receptions** - 4 vs. Jacksonville (10/27/16)  
**Receiving Yards** - 41 vs. Minnesota (9/11/16)  
**Long Reception** - 29 vs. Minnesota (9/11/16)  
**Receiving Touchdowns** - None

## #29 • RB DEMARCO MURRAY

[CLICK FOR COMPLETE BIO \(PDF\)](#)

Running back **DeMarco Murray** (6-1, 220) is in his seventh NFL season and his second campaign with the Titans. He was acquired in a trade with the Philadelphia Eagles on March 9, 2016.

From the start of the 2014 season through the conclusion of 2016, Murray's 3,834 rushing yards (878 carries) were more than any other NFL player.

In his first year in Tennessee, Murray started all 16 contests for the second time in his career. He led the team with 293 carries for 1,287 yards and nine touchdowns. He paced the AFC in rushing, and the only NFL players with more rushing yards than Murray were **Ezekiel Elliott** of the Dallas Cowboys (1,631) and **Jordan Howard** (1,313) of the Chicago Bears. Murray's total was the highest by a member of the Titans since 2010 (1,364 by **Chris Johnson**). He was rewarded with his third career invitation to the Pro Bowl.

Murray also played a key role in the passing game in 2016. His 53 receptions ranked third on the team, and he totaled 377 yards and a career-high three touchdowns as a pass catcher.

A former third-round draft choice of Dallas in 2011, Murray spent his first four seasons with the Cowboys before joining the Philadelphia Eagles for the 2015 campaign. He totaled 5,228 rushing yards in 68 career games prior to his arrival in Tennessee.

In his only season with the Eagles, Murray played in 15 games and totaled 702 rushing yards and six touchdowns.

During his four years in Dallas, he rushed for 4,526 yards in 53 games in the regular season. He was named to the Pro Bowl following the 2013 and 2014 campaigns.

In 2014, Murray earned NFL Offensive Player of the Year honors after leading the league and setting Cowboys franchise records with 1,845 rushing yards and 2,261 scrimmage yards. His 1,845 yards were 484 more than the next closest rusher, Pittsburgh's **Le'Veon Bell**.

Additionally, he set several other franchise records, besting marks set by **Emmitt Smith** or **Tony Dorsett**, including highest rushing total in a game (253 vs. St. Louis in 2011), most 100-yard games in a season (12 in 2014) and most consecutive 100-yard games (8 in 2014).

A native of Las Vegas, Nev., Murray finished his University of Oklahoma career as the school's career all-purpose yardage leader (6,718) and also set the Sooners records for career touchdowns (65) and career receiving yards by a running back (1,571).

## 2017 Preseason Highlights:

- **At New York Jets (8/12)** and **against Carolina (8/19)**, did not play.
- **Against Chicago (8/27)**, made his first appearance of the preseason. He started the game and carried six times for 16 yards.
- **At Kansas City (8/31)**, did not play.

## Murray's 2017 Preseason Statistics:

Year	GP	GS	Att	Yds	Avg	Lg	TD	Rec	Yds	Avg	Lg	TD
2017	1	1	6	16	2.7	5	0	1	-3	-3.0	-3	0

## Murray's Career Regular Season Rushing and Receiving Statistics (2011-14 with Dallas; 2015 with Philadelphia):

Year	GP	GS	Att	Yds	Avg	Lg	TD	Rec	Yds	Avg	Lg	TD
2011	13	7	164	897	5.5	91t	2	26	183	7.0	18	0
2012	10	10	161	663	4.1	48	4	35	251	7.2	22	0
2013	14	14	217	1,121	5.2	43	9	53	350	6.6	22	1
2014	16	16	392	1,845	4.7	51	13	57	416	7.3	34	0
2015	15	8	193	702	3.6	54t	6	44	322	7.3	44	1
2016	16	16	293	1,287	4.4	75t	9	53	377	7.1	35	3
2017	0	0	0	0	-	-	0	0	0	-	-	0
<b>Totals</b>	<b>84</b>	<b>71</b>	<b>1,420</b>	<b>6,515</b>	<b>4.6</b>	<b>91t</b>	<b>43</b>	<b>268</b>	<b>1,899</b>	<b>7.1</b>	<b>44</b>	<b>5</b>

## Murray's Regular Season Single-Game Highs:

**Rushing Attempts** - 32 at Chicago (12/4/14)  
**Rushing Yards** - 253 vs. St. Louis (10/23/11)  
**Long Rush** - 91t vs. St. Louis (10/23/11)  
**Rushing Touchdowns** - 3 vs. Oakland (11/28/13)  
**Receptions** - 9 at Chicago (12/4/14)  
**Receiving Yards** - 80 vs. Washington (10/27/14)  
**Long Reception** - 44 at Dallas (11/8/15)  
**Receiving Touchdowns** - 2 vs. Minnesota (9/11/16)

## 2016 RUSHING LEADERS

In 2016, **DeMarco Murray** led the AFC and placed third in the NFL in rushing yards. He gained 1,287 yards on 293 carries and rushed for nine touchdowns.

### Most rushing yards in 2016:

Player	Team	Att	Yds	Avg	Lg	TD
1. Ezekiel Elliott	Dal	322	1,631	5.07	60t	15
2. Jordan Howard	Chi	252	1,313	5.21	69	6
3. <b>DeMarco Murray</b>	<b>Ten</b>	<b>293</b>	<b>1,287</b>	<b>4.39</b>	<b>75t</b>	<b>9</b>
4. Jay Ajayi	Mia	260	1,272	4.89	62t	8
5. Le'Veon Bell	Pit	261	1,268	4.86	44	7
6. LeSean McCoy	Buf	234	1,267	5.41	75t	13
7. David Johnson	Ari	293	1,239	4.23	58t	16
8. LeGarrette Blount	NE	299	1,161	3.88	44	18
9. Devonta Freeman	Atl	227	1,079	4.75	75t	11
10. Lamar Miller	Hou	268	1,073	4.00	45	5

## CONSECUTIVE GAMES WITH RUSHING TD

Titans running back **DeMarco Murray** scored on a 75-yard run against the Green Bay Packers on Nov. 13, 2016. The score gave him five consecutive games with a touchdown run.

Murray became the second player in franchise history to rush for at least one touchdown in five consecutive games. He matched **Earl Campbell's** franchise record, set in 1979.

### Most consecutive games with a rushing touchdown, franchise history:

Player	Season	Consec. Games with a Rushing TD
1. <b>DeMarco Murray</b>	<b>2016</b>	<b>5</b>
Earl Campbell	1979	5
3. LenDale White	2008	4
Eddie George	2000	4
Gary Brown	1993	4
Alonzo Highsmith	1989	4
Earl Campbell	1981	4

Additionally, Murray became only the second player in franchise history to score a touchdown of any variety in six consecutive games. Wide receiver **Bill Groman** holds the franchise record with eight consecutive games in 1961 with a touchdown.

### Most consecutive games with a touchdown, franchise history:

Player	Season	Consec. Games with a TD
1. Bill Groman	1961	8
2. <b>DeMarco Murray</b>	<b>2016</b>	<b>6</b>
3. Kenny Britt	2010	5
Chris Sanders	1995	5
Earl Campbell	1979	5
Hoyle Granger	1967	5

## 2014–2016 RUSHING LEADERS

Since the start of the 2014 season, no NFL player has rushed for more total yards than **DeMarco Murray**. From 2014 through 2016, Murray totaled 3,834 yards on 878 carries.

### Most total rushing yards from 2014–2016:

Player	Att	Yds	Avg	Lg	TD
1. <b>DeMarco Murray</b>	<b>878</b>	<b>3,834</b>	<b>4.37</b>	<b>75t</b>	<b>28</b>
2. LeSean McCoy	749	3,481	4.65	75t	21
3. Le'Veon Bell	664	3,185	4.80	81	18
4. Frank Gore	778	3,098	3.98	52t	14
5. Lamar Miller	678	3,044	4.49	97t	21
6. Mark Ingram	597	2,776	4.65	75t	21
7. Jeremy Hill	667	2,757	4.13	85t	29
8. Matt Forte	702	2,749	3.92	32	17
9. Jonathan Stewart	635	2,622	4.13	69t	18
10. LeGarrette Blount	589	2,411	4.09	50	29

## 2016 SCRIMMAGE YARDS LEADERS

**DeMarco Murray** ranked second in the AFC and fourth in the NFL in scrimmage yards in 2016. He had 1,287 rushing yards and 377 receiving yards for a total of 1,664 scrimmage yards.

Murray's 1,664 scrimmage yards ranked eighth in franchise history for a single season.

### Most scrimmage yards in 2016:

Player	Team	Rush Yards	Rec Yards	Scrimmage Yards
1. David Johnson	Ari	1,239	879	2,118
2. Ezekiel Elliott	Dal	1,631	363	1,994
3. Le'Veon Bell	Pit	1,268	616	1,884
4. <b>DeMarco Murray</b>	<b>Ten</b>	<b>1,287</b>	<b>377</b>	<b>1,664</b>
5. LeSean McCoy	Buf	1,267	356	1,623
6. Jordan Howard	Chi	1,313	298	1,611
7. Devonta Freeman	Atl	1,079	462	1,541
8. T.Y. Hilton	Ind	0	1,448	1,448
9. Jay Ajayi	Mia	1,272	151	1,423
10. Melvin Gordon	SD	997	419	1,416

## 2016 FIRST DOWN LEADERS

**DeMarco Murray** ranked second in the AFC and fourth in the NFL in total first downs in 2016. He rushed for 64 first downs and added 20 first downs as a receiver. The only players with more than Murray's 84 total first downs were Arizona's **David Johnson** (114), Dallas' **Ezekiel Elliott** (102) and Pittsburgh's **Le'Veon Bell** (100).

### Most total first downs in 2016:

Player	Team	Rushing	Receiving	Total First Downs
1. David Johnson	Ari	72	42	114
2. Ezekiel Elliott	Dal	91	11	102
3. Le'Veon Bell	Pit	69	31	100
4. <b>DeMarco Murray</b>	<b>Ten</b>	<b>64</b>	<b>20</b>	<b>84</b>
5. Devonta Freeman	Atl	61	22	83
6. Melvin Gordon	SD	61	21	82
Jordan Howard	Chi	70	12	82
8. Mike Evans	TB	0	81	81
9. LeSean McCoy	Buf	55	18	73
10. Jay Ajayi	Mia	60	8	68
LeGarrette Blount	NE	67	1	68

## MURRAY JOINS GEORGE AND JOHNSON

In his first year with the Titans, **DeMarco Murray** rushed for 1,287 yards and nine touchdowns on 293 carries and added 377 yards and three touchdowns on 53 receptions.

Murray became the third player in franchise history to total at least 1,200 rushing yards, 50 receptions and 12 touchdowns in a season, joining **Eddie George** (2000) and **Chris Johnson** (2009).

In 2016, the only other NFL players to accomplish the feat were Buffalo's **LeSean McCoy** (1,267 rushing yards, 50 receptions and 14 touchdowns) and Arizona's **David Johnson** (1,239 rushing yards, 80 receptions and 20 touchdowns).

### Players in Titans/Oilers history with 1,200 rushing yards, 50 receptions and 12 total touchdowns:

Player	Season	Rushing Yards	Receptions	Total Touchdowns
Chris Johnson	2009	2,006	50	16
Eddie George	2000	1,509	50	16
<b>DeMarco Murray</b>	<b>2016</b>	<b>1,287</b>	<b>53</b>	<b>12</b>



## MURRAY'S CAREER 100-YARD RUSHING GAMES

DeMarco Murray's career 100-yard rushing games:

Date	Opp	W/L	Att	Yds	Avg	Lg	TD
10/23/2011	St. Louis	W	25	253	10.1	91t	1
12/4/2014	at Chicago	W	32	179	5.6	40	1
9/22/2013	St. Louis	W	26	175	6.7	41	1
9/14/2014	at Tennessee	W	29	167	5.8	22	1
9/28/2014	New Orleans	W	24	149	6.2	28t	2
12/9/2013	at Chicago	L	18	146	8.1	21	0
10/27/2014	Washington	L	19	141	7.4	51	0
11/6/2011	Seattle	W	22	139	6.3	32	0
10/5/2014	Houston	W	31	136	4.4	17	0
11/13/2011	Buffalo	W	20	135	6.8	25	1
12/15/2013	Green Bay	L	18	134	7.4	41	1
9/5/2012	at New York Giants	W	20	131	6.6	48	0
10/19/2014	New York Giants	W	28	128	4.6	21	1
11/13/2016	Green Bay	W	17	123	7.2	75t	1
10/27/2016	Jacksonville	W	21	123	5.9	22	1
1/11/2015 *	at Green Bay	L	25	123	4.9	30	1
10/9/2016	at Miami	W	27	121	4.5	14	0
11/23/2014	at New York Giants	W	24	121	5.0	18	0
9/7/2014	San Francisco	L	22	118	5.4	15	1
10/12/2014	at Seattle	W	28	115	4.1	25	1
9/25/2016	Oakland	L	16	114	7.1	36	1
10/19/2015	New York Giants	W	21	112	5.3	21	1
10/23/2016	Indianapolis	L	25	107	4.3	14	1
9/21/2014	at St. Louis	W	24	100	4.2	44	1
11/9/2014	at Jacksonville	W	19	100	5.3	23	0
12/28/2014	at Washington	W	20	100	5.0	32	1

\* Playoff game

## SUCCESS IN FIRST EIGHT GAMES

Through the first half of the 2016 campaign, **DeMarco Murray** ranked second in the NFL with 756 rushing yards, and his eight total touchdowns (six rushing, two receiving) tied for third in the league.

Murray became the sixth player in NFL history with at least 750 rushing yards and eight touchdowns in his first eight games with a team. The others on the list are **Doug Martin** (Tampa Bay, 2012), **Adrian Peterson** (Minnesota, 2007), **Eric Dickerson** (Los Angeles, 1983), **Billy Sims** (Detroit, 1980) and **Beattie Feathers** (Chicago, 1934).

Out of the six players in the group, Murray was the first to accomplish the feat having played for another team first. The others did so in their first NFL seasons.

**Players with 750 rushing yards and eight total touchdowns in their first eight games with a team, NFL history:**

Player	Team	Season	Rushing Yards	Total TDs
DeMarco Murray	Tennessee	2016	756	8
Doug Martin	Tampa Bay	2012	794	8
Adrian Peterson	Minnesota	2007	1,036	9
Eric Dickerson	Los Angeles	1983	995	14
Billy Sims	Detroit	1980	859	10
Beattie Feathers	Chicago	1934	835	8

## 2016 TOTAL TOUCHDOWN LEADERS

**DeMarco Murray** tied for third in the AFC and tied for sixth in the NFL with 12 total touchdowns scored in 2016. He reached the end zone nine times on running plays and three times as a receiver.

**Most touchdowns in 2016:**

Player	Team	Total	Rush	Rec	Ret
1. David Johnson	Ari	20	16	4	0
2. LeGarrette Blount	NE	18	18	0	0
3. Ezekiel Elliott	Dal	16	15	1	0
4. LeSean McCoy	Buf	14	13	1	0
5. Jordy Nelson	GB	14	0	14	0
6. Devonta Freeman	Atl	13	11	2	0
7. DeMarco Murray	Ten	12	9	3	0
Davante Adams	GB	12	0	12	0
Antonio Brown	Pit	12	0	12	0
Mike Evans	TB	12	0	12	0
Melvin Gordon	SD	12	10	2	0
Tyreek Hill	KC	12	3	6	3
Latavius Murray	Oak	12	12	0	0

## RUSHING, PASSING, RECEIVING TOUCHDOWNS

Titans running back **DeMarco Murray** completed his first career touchdown pass on Nov. 13, 2016 against Green Bay on his first career attempt.

Having already rushed for multiple touchdowns and caught multiple touchdown passes, Murray became one of only six players with at least one touchdown rushing, passing and receiving in a single season. The most recent Titans player to accomplish the feat prior to Murray was **Marcus Mariota** in 2015.

Before Mariota, the Titans/Oilers players with a rushing, passing and receiving touchdown in a season were running backs **Dave Smith** (1960), **Billy Cannon** (1962), **Sid Blanks** (1964) and **Ronnie Coleman** (1977).

**Players in Titans/Oilers history with a rushing touchdown, passing touchdown and receiving touchdown in the same season:**

Player (Position)	Season	Rush TD	Pass TD	Rec TD
DeMarco Murray (RB)	2016	9	1	3
Marcus Mariota (QB)	2015	2	19	1
Ronnie Coleman (RB)	1977	5	1	1
Sid Blanks (RB)	1964	6	1	6
Billy Cannon (RB)	1962	7	1	6
Dave Smith (RB)	1960	5	1	2





## 2014 NFL LEADERS

As a member of the Dallas Cowboys in 2014, **DeMarco Murray** finished first in the NFL in rushing yards (1,845), scrimmage yards (2,261) and rushing touchdowns (13, tied).

### Most rushing yards, 2014:

Player	Team	Rushing Yards
1. <b>DeMarco Murray</b>	<b>Dallas</b>	<b>1,845</b>
2. Le'Veon Bell	Pittsburgh	1,361
3. LeSean McCoy	Philadelphia	1,319
4. Marshawn Lynch	Seattle	1,306
5. Justin Forsett	Baltimore	1,266

### Most scrimmage yards, 2014:

Player	Team	Scrimmage Yards
1. <b>DeMarco Murray</b>	<b>Dallas</b>	<b>2,261</b>
2. Le'Veon Bell	Pittsburgh	2,215
3. Matt Forte	Chicago	1,846
4. Antonio Brown	Pittsburgh	1,711
5. Marshawn Lynch	Seattle	1,673

### Most rushing touchdowns, 2014:

Player	Team	Rushing Touchdowns
1. <b>DeMarco Murray</b>	<b>Dallas</b>	<b>13</b>
Marshawn Lynch	Seattle	13

## MOST 100-YARD RUSHING GAMES IN A SEASON

In 2014, **DeMarco Murray** totaled 12 games with at least 100 rushing yards, becoming only the seventh player since 1960 to accomplish the feat. It included an NFL record of eight consecutive 100-yard rushing games to begin the season, which broke **Jim Brown's** previous record (six).

### Most 100-yard rushing games in a season, 1960–2015:

Player	Team	Season	Games
1. Barry Sanders	Detroit	1997	14
2. <b>DeMarco Murray</b>	<b>Dallas</b>	<b>2014</b>	<b>12</b>
Chris Johnson	Tennessee	2009	12
Jamal Lewis	Baltimore	2003	12
Jamal Anderson	Atlanta	1998	12
Barry Foster	Pittsburgh	1992	12
Eric Dickerson	LA Rams	1984	12

## MORE TITANS RUNNING BACKS

### 32 - RB DAVID FLUELLEN (5-11, 224, 1st Year, Toledo)

➤ **David Fluellen** spent Weeks 10-14 of the 2016 season on the 53-man roster and the rest of the campaign on the practice squad. He was inactive for the three games he spent on the active roster (11/20, 11/27 and 12/11). ➤ The 5-foot-11 inch, 224-pounder was originally signed by the Philadelphia Eagles as a rookie free agent in 2014. Before spending the 2015 season on the Titans' practice squad, Fluellen also spent time with the Indianapolis Colts.

➤ A native of Lockport, N.Y., Fluellen finished his collegiate career fourth on Toledo's all-time rushing list with 3,336 yards.

#### 2017 Preseason Highlights:

➤ **Against Carolina (8/19)**, registered 10 carries for a team-high 76 yards. He recorded a 53-yard rushing attempt, which was the longest play of the preseason for the Titans through the first two weeks. Inside the final two minutes of the fourth quarter with the score tied 27-27, he ran three yards for the game-winning touchdown.

➤ **Against Chicago (8/27)**, tied for the team lead with three receptions for 44 yards, including a long of 26 yards. He added a three-yard carry.

➤ **At Kansas City (8/31)**, started at running back and led the team with 74 rushing yards on 19 carries. His preseason totals included 33 carries for a team-high 161 yards and one touchdown. He finished third in the NFL in rushing yards during the preseason behind only Carolina's Cameron Artis-Payne (180 rushing yards) and Pittsburgh's Terrell Watson (173).



## TITANS TIGHT ENDS

No.	Name	Ht	Wt	Exp	College
81	Smith, Jonnu	6-3	248	R	Florida International
89	Supernaw, Phillip	6-5	255	4	Ouachita Baptist
82	Walker, Delanie	6-2	248	12	Central Missouri

## #81 • TE JONNU SMITH

[CLICK FOR COMPLETE BIO \(PDF\)](#)



Tight end **Jonnu Smith** (6-3, 248) is in his rookie season. He was selected by the Titans in the third round (100th overall) of the 2017 NFL Draft.

Smith concluded his four-year career at Florida International University's all-time leader among tight ends in receptions and receiving yards, totaling 178 receptions for 2,001 yards and 18 touchdowns. On the school's all-time receiving list, regardless of position, Smith finished fourth in receptions, fifth in receiving yards and third in receiving touchdowns.

Smith finished his career registering at least one reception in every game he played. The 43-game streak was the second-longest streak of its kind in school annals.

During his senior campaign, he started 11 games and earned second-team All-Conference USA honors. He registered 42 receptions for 506 yards and four touchdowns.

As a sophomore (2014), led all college tight ends with 61 receptions, 710 receiving yards and eight touchdown catches.

Smith is a native of Philadelphia, Pa.

#### 2017 Preseason Highlights:

➤ **Against Carolina (8/19)**, started and led the Titans with five receptions, picking up 47 yards.

➤ **At Kansas City (8/31)**, started and caught two passes for 25 yards.

#### Smith's 2017 Preseason Statistics:

Year	GP	GS	Rec	Yds	Avg	Lg	TD
2017	4	3	7	72	10.3	20	0

#### Smith's College Statistics:

Year	Team	GP	GS	Rec	Yds	Avg	Lg	TD
2013	Florida Int'l	12	12	39	388	9.9	38t	2
2014	Florida Int'l	12	12	61	710	11.6	75t	8
2015	Florida Int'l	8	8	36	397	11.0	65t	4
2016	Florida Int'l	11	11	42	506	12.0	40	4
<b>Career</b>		<b>43</b>	<b>43</b>	<b>178</b>	<b>2,001</b>	<b>11.2</b>	<b>75t</b>	<b>18</b>



## #89 • TE PHILLIP SUPERNAW

[CLICK FOR COMPLETE BIO \(PDF\)](#)

Tight end **Phillip Supernaw** (6-5, 255) is in his third season with the Titans. He entered the NFL as a rookie free agent with the Houston Texans in 2012.

In 2016, Supernaw played in 15 games with two starts and collected career-highs with four receptions and 62 receiving yards.

In 2015, his first season in Tennessee, Supernaw played in all 16 games for the first time in his career. He became a core member of the special teams unit and ranked second on the Titans with 14 special teams tackles.

The Katy, Texas, native and Ouachita Baptist product and spent parts of his first two seasons with the Texans before splitting time with the Baltimore Ravens and Kansas City Chiefs during the 2014 campaign.

## Supernaw's 2017 Preseason Statistics:

Year	Team	GP	GS	Rec	Yds	Avg	Lg	TD
2017	Ten	4	2	0	0	-	-	0

## Supernaw's Career Regular Season Statistics:


Year	Team	GP	GS	Rec	Yds	Avg	Lg	TD
2012	Hou	0	0	Practice Squad				
2013	Hou	1	0	0	0	-	-	0
2014	Bal/KC	8	1	3	30	10.0	29	0
2015	Ten	16	1	3	32	10.7	16	0
2016	Ten	15	2	4	62	15.5	30	0
2017	Ten	0	0	0	0	-	-	0
<b>Totals</b>		<b>40</b>	<b>4</b>	<b>10</b>	<b>124</b>	<b>12.4</b>	<b>30</b>	<b>0</b>

## Supernaw's Regular Season Single-Game Highs:

**Receptions** - 2 (Twice, last vs. Cleveland 10/16/16)

**Receiving Yards** - 30 vs. Jacksonville (10/27/16)

**Long Reception** - 30 vs. Jacksonville (10/27/16)



check's 768 receiving yards in 1998. Walker's 63 receptions in 2014 at the time also led the team, set a career high, and tied for fourth in team annals.

Appearing in 15 games with 11 starts in 2013, he totaled 60 receptions for 571 yards and six touchdowns. He set then-career highs in all three categories. Also, he became the only tight end in franchise history other than Wycheck to reach 60 receptions in a single season. Wycheck accomplished the feat five times from 1997 through 2001, including 70 receptions in both 1998 and 2000 to establish the record for Titans/Oilers tight ends. Walker's six touchdown receptions tied for fourth place in franchise history among tight ends and were the most since Wycheck's six in 1996.

Prior to his arrival in Tennessee, the former sixth-round pick appeared in 99 career regular-season games with the 49ers (40 starts) and totaled 123 receptions for 1,465 yards (11.9 avg.) and eight touchdowns. A regular contributor on special teams, Walker posted 61 special teams tackles as well as 31 kickoff returns for 528 yards during his time in San Francisco.

In 2012, Walker played an integral role in the 49ers' second consecutive playoff season, as he teamed with Vernon Davis to form one of the NFL's top tight-end duos. He saw action in all 16 regular-season games (four starts) and set a career high with 344 yards and three touchdowns (matched career high) on 21 receptions. His average of 16.4 yards per catch was the highest among all NFL tight ends with 20 or more catches.

During the 2012 playoffs, he appeared in all three games and started in Super Bowl XLVII. In the Super Bowl, he recorded three receptions for 48 yards.

Walker was a sixth-round pick in the 2006 NFL Draft. As a rookie, he appeared in only seven games with one start. Then, in 2007, he played in all 16 contests and set a career high with 10 starts. It began a string of six seasons (2007-12) during which he missed a total of four games. In 2010, he set his career high with 29 receptions.

A native of Pamona, Calif., Walker spent two seasons (2002-03) at Mt. San Antonio (Calif.) Community College before joining the University of Central Missouri Mules for his final two collegiate campaigns (2004-05). As a wide receiver at Central Missouri, he caught 113 passes for 1,347 yards in 20 games. The 49ers selected him with the 175th overall pick in the 2006 NFL Draft.

## 2017 Preseason Highlights:

- **Against Carolina (8/19)**, caught a four-yard touchdown pass from Marcus Mariota in the first quarter.
- **Against Chicago (8/27)**, caught one pass for 27 yards.
- **At Kansas City (8/31)**, did not play.

## #82 • TE DELANIE WALKER

[CLICK FOR COMPLETE BIO \(PDF\)](#)

Tight end **Delanie Walker** (6-0, 248) is in his 12th NFL season and his fifth campaign with the Titans. He was signed as an unrestricted free agent on March 14, 2013 after spending the first seven years of his career with the San Francisco 49ers.

In Walker's time with the Titans, he has put his name among the top players in franchise history at his position. From 2013–2016, he totaled 282 receptions for 3,349 yards and 23 touchdowns. All three numbers put him second in club history behind only **Frank Wycheck** (482 receptions for 4,958 yards and 27 touchdowns).

Walker posted at least 60 receptions in each of his first four seasons in Tennessee. Prior to his arrival, Wycheck was the only Titans/Oilers tight end to reach the plateau in a campaign. Walker also recorded the top three single-season receiving yardage totals in franchise history among tight ends from 2014–2016.

In 2016, Walker tied for the team lead with 65 catches for 800 yards and a career-high seven touchdowns, and he was named to his second consecutive Pro Bowl. He ranked sixth in receiving yards among NFL tight ends, and he was second in the AFC behind only Kansas City's **Travis Kelce**. Also among tight ends, his reception total tied for eighth in the NFL, and his touchdown total tied for third.

In 2015, Walker set new team records among tight ends with 94 receptions and 1,088 receiving yards. He broke his own receiving yardage record (890 in 2014) and Wycheck's reception record (70 in 1998 and 2000) for franchise tight ends. On the team's all-time single-season receptions list, regardless of position, Walker tied wide receiver **Kendall Wright** (94 receptions in 2013) for the fifth-highest total. Walker's 94 receptions tied **Jason Witten** (94 catches in 2009 and 2010) for the 10th-highest total in NFL history by a tight end.

In 2014, Walker's team-leading 890 receiving yards set a then-career high and set a new standard among Titans/Oilers tight ends, eclipsing Wy-





#### Walker's 2017 Preseason Statistics:

Year	Team	GP	GS	Rec	Yds	Avg	Lg	TD
2017	Ten	3	3	2	31	15.5	27	1

#### Walker's Career Regular Season Statistics:

Year	Team	GP	GS	Rec	Yds	Avg	Lg	TD
2006	SF	7	1	2	30	15.0	29	0
2007	SF	16	10	21	174	8.3	26	1
2008	SF	15	2	10	155	15.5	53	1
2009	SF	16	8	21	233	11.1	39	0
2010	SF	14	8	29	331	11.4	38	0
2011	SF	15	7	19	198	10.4	29t	3
2012	SF	16	4	21	344	16.4	45	3
2013	Ten	15	11	60	571	9.5	33	6
2014	Ten	15	14	63	890	14.1	68	4
2015	Ten	15	10	94	1,088	11.6	61t	6
2016	Ten	15	10	65	800	12.3	47	7
2017	Ten	0	0	0	0	-	-	0
<b>Totals</b>		<b>159</b>	<b>85</b>	<b>405</b>	<b>4,814</b>	<b>11.9</b>	<b>68</b>	<b>31</b>

#### Walker's Regular Season Single-Game Highs:

**Receptions** - 10 (Twice, last vs. Dallas 9/14/14)  
**Receiving Yards** - 155 at Philadelphia (11/23/14)  
**Long Reception** - 68 at Philadelphia (11/23/14)  
**Touchdowns** - 2 (Twice, last at New England 12/20/15)

### RECEIVING YARDS BY TIGHT ENDS IN 2016

In 2016, **Delanie Walker** ranked sixth in receiving yards among all tight ends. He was second in the AFC behind only Kansas City's **Travis Kelce**.

Also among tight ends in 2016, Walker tied for eighth in receptions (65) and tied for third in touchdown receptions (seven).

#### Most receiving yards among NFL tight ends in 2016:

Tight End	Team	Receptions	Yards
1. Travis Kelce	KC	85	1,125
2. Greg Olsen	Car	80	1,073
3. Jimmy Graham	Sea	65	923
4. Kyle Rudolph	Min	83	840
5. Zach Ertz	Phi	78	816
6. <b>Delanie Walker</b>	<b>Ten</b>	<b>65</b>	<b>800</b>
7. Dennis Pitta	Bal	86	729
8. Eric Ebron	Det	61	711
9. Martellus Bennett	NE	55	701
10. Jordan Reed	Was	66	686

### CAREER CATCHES BY FRANCHISE TIGHT ENDS

On Nov. 13, 2016, **Delanie Walker** moved into second place on the team's all-time receptions list among tight ends.

Walker, who was signed as an unrestricted free agent in 2013, trails only former tight end **Frank Wycheck** (482) on the club's tight ends list.

#### Most career receptions by a tight end in franchise history:

Player	Seasons	Rec	Yds	Avg	Lg	TD
1. Frank Wycheck	1995-2003	482	4,958	10.3	42	27
2. <b>Delanie Walker</b>	<b>2013-2017</b>	<b>282</b>	<b>3,349</b>	<b>11.9</b>	<b>68</b>	<b>23</b>
3. Bo Scaife	2005-2010	251	2,383	9.5	44	12
4. Alvin Reed	1967-1972	199	2,818	14.2	60	11
5. Erron Kinney	2000-2005	178	1,750	9.8	31	10
6. Willard Dewveall	1961-1964	141	2,080	14.8	98t	19
7. Mike Barber	1976-1981	140	1,886	13.5	79t	13
8. Jared Cook	2009-2012	131	1,717	13.1	80t	8
9. Bob McLeod	1961-1966	126	1,926	15.3	55	19
10. Jamie Williams	1984-1988	121	1,420	11.7	33	8

### SEASON REC YARDS BY FRANCHISE TIGHT ENDS

With 1,088 receiving yards in 2015, **Delanie Walker** broke his own single-season franchise record for receiving yards by a tight end, topping his 2014 total of 890 yards.

Prior to 2014, **Frank Wycheck** held the mark with 768 receiving yards in 1998.

After accumulating 800 receiving yards in 2016, Walker now owns the top three single-season receiving yardage totals in franchise history among tight ends.

#### Most single-season receiving yards by Titans/Oilers tight ends:

Player	Season	Rec	Yards	Avg	Lg	TD
1. <b>Delanie Walker</b>	<b>2015</b>	<b>94</b>	<b>1,088</b>	<b>11.6</b>	<b>61t</b>	<b>6</b>
2. <b>Delanie Walker</b>	<b>2014</b>	<b>63</b>	<b>890</b>	<b>14.1</b>	<b>68</b>	<b>4</b>
3. <b>Delanie Walker</b>	<b>2016</b>	<b>65</b>	<b>800</b>	<b>12.3</b>	<b>47</b>	<b>7</b>
4. Frank Wycheck	1998	70	768	11.0	38	2
5. Jared Cook	2011	49	759	15.5	80t	3
6. Willard Dewveall	1963	58	752	13.0	35	7
7. Frank Wycheck	1997	63	748	11.9	42	4
8. Alvin Reed	1968	46	747	16.2	60	5
9. Mike Barber	1980	59	712	12.1	79t	5
10. Frank Wycheck	2001	60	672	11.2	30	4

### SEASON RECEPTIONS, FRANCHISE TIGHT ENDS

At the New York Jets on Dec. 13, 2015, **Delanie Walker** set a new standard for franchise tight ends. On his 71st reception of the season, he broke **Frank Wycheck's** franchise record for the most receptions in a season by a tight end. Walker eventually finished the season with 94 receptions.

Walker owns four of the top nine seasons in team annals in terms of receptions by a tight end.

#### Most single-season receptions by Titans/Oilers tight ends:

Player	Season	Rec	Yards	Avg	Lg	TD
1. <b>Delanie Walker</b>	<b>2015</b>	<b>94</b>	<b>1,088</b>	<b>11.6</b>	<b>61t</b>	<b>6</b>
2. Frank Wycheck	1998	70	768	11.0	38	2
Frank Wycheck	2000	70	636	9.1	26	4
4. Frank Wycheck	1999	69	641	9.3	35	2
5. <b>Delanie Walker</b>	<b>2016</b>	<b>65</b>	<b>800</b>	<b>12.3</b>	<b>47</b>	<b>7</b>
6. <b>Delanie Walker</b>	<b>2014</b>	<b>63</b>	<b>890</b>	<b>14.1</b>	<b>68</b>	<b>4</b>
Frank Wycheck	1997	63	748	11.9	42	4
8. Frank Wycheck	2001	60	672	11.2	30	4
<b>Delanie Walker</b>	<b>2013</b>	<b>60</b>	<b>571</b>	<b>9.5</b>	<b>33</b>	<b>6</b>
10. Mike Barber	1980	59	712	12.1	79t	5

### RECEPTIONS IN A SEASON, TEAM HISTORY

**Delanie Walker's** 94 receptions in 2015 tied wide receiver **Kendall Wright** (94 receptions in 2013) for the fifth-highest total in franchise history. The only players with more were **Charlie Hennigan** (101 in 1964), **Haywood Jeffires** (100 in 1991) and **Derrick Mason** (96 in 2004 and 95 in 2003).

#### Most single-season receptions by a Titans/Oilers player:

Player	Season	Rec	Yards	Avg	Lg	TD
1. Charlie Hennigan	1964	101	1,546	15.3	53	8
2. Haywood Jeffires	1991	100	1,181	11.8	44	7
3. Derrick Mason	2004	96	1,168	12.2	37t	7
4. Derrick Mason	2003	95	1,303	13.7	50t	8
5. <b>Delanie Walker</b>	<b>2015</b>	<b>94</b>	<b>1,088</b>	<b>11.6</b>	<b>61t</b>	<b>6</b>
Kendall Wright	2013	94	1,079	11.5	45	2
7. Drew Hill	1991	90	1,109	12.3	61t	4
Haywood Jeffires	1992	90	913	10.1	47	9
9. Tim Smith	1983	83	1,176	14.2	47t	6
10. Curtis Duncan	1992	82	954	11.6	72	1
Charley Hennigan	1961	82	1,746	21.3	80	12





## TIGHT END RECEIVING YARDS, 2014-16

Delanie Walker ranks among the NFL's top receiving tight ends since the beginning of the 2014 season. In that time period, **Rob Gronkowski**, **Travis Kelce** and **Greg Olsen** are the only tight ends with more receiving yards than Walker.

Most receiving yards among tight ends, 2014–2016:

Tight End	Receptions	Rec Yards
1. Greg Olsen	241	3,185
2. Travis Kelce	224	2,862
3. Rob Gronkowski	179	2,840
4. <b>Delanie Walker</b>	<b>222</b>	<b>2,778</b>
5. Jimmy Graham	198	2,417
6. Zach Ertz	211	2,371
7. Jordan Reed	203	2,103
8. Jason Witten	210	2,089
9. Martellus Bennett	198	2,056
10. Antonio Gates	178	1,999

## RECEPTIONS OF 25+ YARDS, 2014-16

Since the start of the 2014 campaign, **Delanie Walker** ranks second in the NFL among tight ends in receptions of 25 yards or longer. Only New England's **Rob Gronkowski** has more.

Tight ends with the most receptions of 25 yards or longer, 2014–2016:

Tight End	Total Receptions	Receptions of 25+ Yards
1. Rob Gronkowski	179	37
2. <b>Delanie Walker</b>	<b>222</b>	<b>24</b>
3. Travis Kelce	224	21
Greg Olsen	241	21
5. Coby Fleener	155	18
6. Jimmy Graham	198	16
Jordan Reed	203	16
8. Gary Barnidge	147	15
9. Jared Cook	121	14
10. Martellus Bennett	198	13

## SEASON RECEPTIONS BY NFL TIGHT ENDS

In 2015, Titans tight end **Delanie Walker** set a new standard for franchise tight ends, accumulating 94 receptions.

Additionally, Walker became the ninth tight end in NFL history to reach 90 catches in a season. Previously, eight tight ends in history produced 16 total 90-catch seasons. **Tony Gonzalez** (five), **Jason Witten** (four) and **Todd Christensen** (two) all have multiple 90-reception campaigns. **Dallas Clark**, **Jimmy Graham**, **Ben Coates**, **Martellus Bennett** and **Rob Gronkowski** are the others to reach the mark.

Walker's 94 catches in a season put him in a tie for the 10th-most in NFL history, equaling Witten's 2009 and 2010 numbers.

Most single-season receptions by a tight end in NFL history:

Player	Year/Team	Rec	Yds	Avg	Lg	TD
1. Jason Witten	2012 Dal	110	1,039	9.4	36	3
2. Tony Gonzalez	2004 KC	102	1,258	12.3	32	7
3. Dallas Clark	2009 Ind	100	1,106	11.1	80t	10
4. Tony Gonzalez	2007 KC	99	1,172	11.8	31	5
Jimmy Graham	2011 NO	99	1,310	13.2	59	11
6. Ben Coates	1994 NE	96	1,174	12.2	62t	7
Tony Gonzalez	2008 KC	96	1,058	11.0	35	10
Jason Witten	2007 Dal	96	1,145	11.9	53	7
9. Todd Christensen	1986 LA Raiders	95	1,153	12.1	35	8
10. <b>Delanie Walker</b>	<b>2015 Ten</b>	<b>94</b>	<b>1,088</b>	<b>11.6</b>	<b>61t</b>	<b>6</b>
Jason Witten	2009 Dal	94	1,030	11.0	69	2
Jason Witten	2010 Dal	94	1,002	10.7	33	9
13. Tony Gonzalez	2000 KC	93	1,203	12.9	39	9
Tony Gonzalez	2012 Atl	93	930	10.0	25	8
15. Todd Christensen	1983 LA Raiders	92	1,247	13.6	45	12
16. Martellus Bennett	2014 Chi	90	916	10.2	37	6
Rob Gronkowski	2011 NE	90	1,327	14.7	52t	17

## RECEPTIONS BY NFL TIGHT ENDS IN 2015

In 2015, **Delanie Walker** ranked first in receptions among all NFL tight ends.

Most receptions among NFL tight ends in 2015:

Tight End	Team	Receptions
1. <b>Delanie Walker</b>	<b>Ten</b>	<b>94</b>
2. Jordan Reed	Was	87
3. Gary Barnidge	Cle	79
4. Greg Olsen	Car	77
Jason Witten	Dal	77
6. Zach Ertz	Phi	75
7. Benjamin Watson	NO	74
8. Rob Gronkowski	NE	72
Travis Kelce	KC	72
10. Heath Miller	Pit	60

## TWO-YEAR YARDAGE TOTALS

**Delanie Walker's** receiving yardage total from 2014–2015 was the highest two-year total in franchise history by a tight end. Walker topped **Frank Wycheck's** stretch from 1997–1998, when he accumulated 1,516 receiving yards.

Most receiving yards in a two-year span by Titans/Oilers tight ends:

Tight End	Seasons	Two-Year Rec Yards Total
1. <b>Delanie Walker</b>	<b>2014-15</b>	<b>1,978</b>
2. <b>Delanie Walker</b>	<b>2015-16</b>	<b>1,888</b>
3. Frank Wycheck	1997-98	1,516
4. <b>Delanie Walker</b>	<b>2013-14</b>	<b>1,461</b>
5. Alvin Reed	1968-69	1,411
6. Frank Wycheck	1998-99	1,409
7. Willard Dewveall	1962-63	1,328
8. Frank Wycheck	2000-01	1,308
9. Willard Dewveall	1963-64	1,304
10. Jared Cook	2011-12	1,282

## TD RECEPTIONS BY FRANCHISE TIGHT ENDS

In 2016, **Delanie Walker** set his career high with seven touchdown receptions in a season, topping his previous high total of six touchdowns in 2013, which he later matched in 2015.

Walker's seven touchdown receptions in 2016 are the most by a Titans/Oilers tight end since Pro Football Hall of Famer **Dave Casper's** eight touchdown catches in 1981. Walker tied **Willard Dewveall** (seven in 1963) for the third-highest total in franchise history among tight ends.

**Most single-season touchdown receptions by a tight end in franchise history (1960–present):**

Tight End	Year	Touchdown Receptions
1. Dave Casper	1981	8
Willie Frazier	1965	8
3. <b>Delanie Walker</b>	<b>2016</b>	<b>7</b>
Willard Dewveall	1963	7
5. <b>Delanie Walker</b>	<b>2015</b>	<b>6</b>
<b>Delanie Walker</b>	<b>2013</b>	<b>6</b>
Frank Wycheck	1996	6
Dave Casper	1982	6
Bob McLeod	1962	6
10. Mike Barber	1980	5
Rich Caster	1978	5
Alvin Reed	1968	5
Bob McLeod	1963	5
Willard Dewveall	1962	5

## 50-YARD RECEPTIONS, 2013-2015

No tight end in the NFL has as many receptions of 50-plus yards as **Delanie Walker** over the last three seasons. His four 50-yard catches are more than **Rob Gronkowski**, **Vernon Davis** and **Jordan Cameron**, who each have three in that timespan.

In 2015, Walker posted a 57-yard touchdown reception at New England (Dec. 20) and a 61-yard touchdown at New Orleans (Nov. 8). His other 50-yard receptions in the last three seasons include a 61-yard touchdown against Dallas on Sept. 14, 2014 and a 68-yard reception at Philadelphia on Nov. 23, 2014.

**Tight ends with the most 50-yard receptions from 2013–2015:**

Tight End	Team(s)	Receptions of 50 Yards or More
1. <b>Delanie Walker</b>	<b>Tennessee</b>	<b>4</b>
2. Rob Gronkowski	New England	3
Vernon Davis	San Francisco/Denver	3
Jordan Cameron	Cleveland/Miami	3
5. Jimmy Graham	New Orleans/Seattle	2
Coby Fleener	Indianapolis Colts	2

## RECEIVING YARDS BY TIGHT ENDS IN 2014

Titans tight end **Delanie Walker** ranked fourth among all NFL tight ends in 2014 in receiving yards. His receiving average (14.1) was the second-highest among all qualifying tight ends, trailing only **Coby Fleener** (15.2).

**Most receiving yards among NFL tight ends in 2014:**

Player	Team	Rec	Yards	Avg	Lg	TD
1. Rob Gronkowski	NE	82	1,124	13.7	46t	12
2. Greg Olsen	Car	84	1,008	12.0	38	6
3. Martellus Bennett	Chi	90	916	10.2	37	6
4. <b>Delanie Walker</b>	<b>Ten</b>	<b>63</b>	<b>890</b>	<b>14.1</b>	<b>68</b>	<b>4</b>
5. Jimmy Graham	NO	85	889	10.5	29	10
6. Travis Kelce	KC	67	862	12.9	34	5
7. Antonio Gates	SD	69	821	11.9	34	12
8. Coby Fleener	Ind	51	774	15.2	73t	8
9. Heath Miller	Pit	66	761	11.5	49	3
10. Jason Witten	Dal	64	703	11.0	34	5

## WALKER'S CAREER 100-YARD RECEIVING GAMES

**Delanie Walker's career 100-yard games:**

Date	Opp	No.	Yds.	Avg.	Lg	TD
11/23/14	at Philadelphia	5	155	31.0	68	0
9/14/14	Dallas	10	142	14.2	61t	1
11/13/16	Green Bay	9	124	13.8	41	1
11/19/15	at Jacksonville	8	109	13.6	29	0

## REC YARDS IN A GAME, TITANS TIGHT ENDS

At Philadelphia on Nov. 23, 2014, **Delanie Walker** caught five passes for 155 yards. His yardage total set a new single-game career high, and the total also qualified as the second-highest in franchise history by a tight end. The only tight end with more receiving yards in a game for the franchise was **Jared Cook**, who had 169 yards against Jacksonville on Dec. 24, 2011.

Earlier in the 2014 season, Walker posted 142 receiving yards against the Dallas Cowboys (Sept. 14), a total that ranks fourth in team annals.

**Most receiving yards in a game by a tight end, franchise history:**

Player	Date	Opp	Rec	Yds	Avg	TD
1. Jared Cook	12/24/11	Jax	8	169	21.1	1
2. <b>Delanie Walker</b>	<b>11/23/14</b>	<b>Phi</b>	<b>5</b>	<b>155</b>	<b>31.0</b>	<b>0</b>
3. Dave Casper	11/30/80	Cle	7	150	21.4	1
4. <b>Delanie Walker</b>	<b>09/14/14</b>	<b>Dal</b>	<b>10</b>	<b>142</b>	<b>14.2</b>	<b>1</b>
5. Dave Casper	12/20/81	Pit	6	139	23.2	3
6. Willard Dewveall	11/25/62	SD	3	139	46.3	2
7. Willard Dewveall	12/22/63	Oak	7	137	19.6	2
8. Alvin Reed	10/27/68	Buf	4	132	33.0	2
9. <b>Delanie Walker</b>	<b>11/13/16</b>	<b>GB</b>	<b>9</b>	<b>124</b>	<b>13.8</b>	<b>1</b>
10. Alvin Reed	09/29/68	Oak	8	122	15.3	0

## RECEPTIONS BY TIGHT ENDS IN 2013

Titans tight end **Delanie Walker** ranked fifth in the AFC and 10th in the NFL among tight ends with 60 receptions in 2013.

**Most receptions by NFL tight ends in 2013:**

Tight End	Team	Receptions
1. Jimmy Graham	New Orleans	86
2. Tony Gonzalez	Atlanta	83
3. Jordan Cameron	Cleveland	80
4. Antonio Gates	San Diego	77
5. Greg Olsen	Carolina	73
Jason Witten	Dallas	73
7. Charles Clay	Miami	69
8. Martellus Bennett	Chicago	65
Julius Thomas	Denver	65
10. <b>Delanie Walker</b>	<b>Tennessee</b>	<b>60</b>







## TITANS WIDE RECEIVERS

No.	Name	Ht	Wt	Exp	College
84	Davis, Corey	6-3	209	R	Western Michigan
87	Decker, Eric	6-3	214	8	Minnesota
83	Douglas, Harry (IR)	6-0	183	10	Louisville
18	Matthews, Rishard	6-0	217	6	Nevada
19	Sharpe, Tajaé (IR)	6-2	194	2	Massachusetts
13	Taylor, Taywan	5-11	203	R	Western Kentucky
14	Weems, Eric	5-9	195	10	Bethune-Cookman

### #84 • WR COREY DAVIS

[CLICK FOR COMPLETE BIO \(PDF\)](#)

The Titans selected wide receiver **Corey Davis** with the fifth overall pick in the first round of the 2017 NFL Draft.

In four seasons at Western Michigan (2013–2016), Davis played and started 50 games. He registered 332 career receptions for 5,285 yards and 52 touchdowns, setting the Mid-American Conference record in each category and becoming the only player in FBS history with 300 catches, 5,000 yards and 50 touchdowns. His 5,285 career receiving yards were the most in FBS history, and he ended his career ranked second all-time in FBS history with 52 career receiving touchdowns (60 by Jarrett Dillard). Davis' 332 career receptions ranked fourth all-time in FBS annals.

As a senior, he set career highs with 97 receptions, 1,500 receiving yards and 19 touchdowns, ranking eighth, seventh and first (tied) in the FBS, respectively. He helped the Broncos win the MAC and go undefeated until suffering their first loss in the Cotton Bowl. Davis' record-setting, All-American campaign included five games of 100-plus yards and six games of two or more receiving touchdowns.

Davis is a native of Wheaton, Ill.

#### 2017 Preseason Highlights:

- Did not play during the preseason due to a hamstring injury.

#### Davis' 2017 Preseason Statistics:

Year	Team	GP	GS	Rec	Yds	Avg	Lg	TD
2017	Ten	0	0	0	0	-	-	0

#### Davis' College Statistics:

Year	Team	GP	GS	Rec	Yds	Avg	Lg	TD
2013	Western Mich	11	11	67	941	14.0	75t	6
2014	Western Mich	12	12	78	1,408	18.1	75t	15
2015	Western Mich	13	13	90	1,436	16.0	80t	12
2016	Western Mich	14	14	97	1,500	15.5	70t	19
<b>Career</b>		<b>50</b>	<b>50</b>	<b>332</b>	<b>5,285</b>	<b>15.9</b>	<b>80t</b>	<b>52</b>

### #87 • WR ERIC DECKER

[CLICK FOR COMPLETE BIO \(PDF\)](#)



**Eric Decker** (6-3, 214) is in his eighth NFL season and his first campaign with the Titans. He was signed as an unrestricted free agent on June 19, 2017.

Decker spent the first four seasons of his career as a member of the Denver Broncos and the next three years with the New York Jets, building a résumé that includes three 1,000-yard receiving seasons and three double-digit touchdown campaigns. He arrived in Tennessee with 385 career catches for 5,253 yards and 52 touchdowns.

As a member of the Jets in 2016, Decker was limited to three games as he dealt with a shoulder injury. He caught nine passes for 194 yards and a pair of touchdowns.

From 2012–2016, despite missing most of the latter campaign, Decker's 43 receiving touchdowns tied for fifth in the NFL with 43 receiving touchdowns. Of that total, his 33 red zone touchdowns were second in the NFL behind only **Brandon Marshall** (35).

From 2012–2015, there were only three NFL players with at least 70 receptions, 900 receiving yards and five touchdowns in every season. The short list included Decker, **Calvin Johnson** and **Demaryius Thomas**.

The Cold Spring, Minn., native was originally selected by the Denver Broncos in the third round (87th overall) of the 2010 NFL Draft following his time at the University of Minnesota, where he was a two-sport athlete in football and baseball. On the gridiron, he totaled 227 receptions for 3,119 yards (13.7 avg.) with 24 touchdowns.

#### 2017 Preseason Highlights:

- **At New York Jets (8/12)**, started in his preseason debut with the Titans and in his return to New York, where he played the previous three seasons with the Jets.
- Did not play in the last three preseason games after suffering an ankle injury.

#### Decker's 2017 Preseason Statistics:

Year	Team	GP	GS	Rec	Yds	Avg	Lg	TD
2017	Ten	1	1	0	0	-	-	0

#### Decker's Career Regular Season Statistics:

Year	Team	GP	GS	Rec	Yds	Avg	Lg	TD
2010	Den	14	0	6	106	17.7	38	1
2011	Den	16	13	44	612	13.9	56t	8
2012	Den	16	15	85	1,064	12.5	55	13
2013	Den	16	16	87	1,288	14.8	61	11
2014	NYJ	15	15	74	962	13.0	74t	5
2015	NYJ	15	13	80	1,027	12.8	35	12
2016	NYJ	3	3	9	194	21.6	35	2
2017	Ten	0	0	0	0	-	-	0
<b>Totals</b>		<b>95</b>	<b>75</b>	<b>385</b>	<b>5,253</b>	<b>13.6</b>	<b>74t</b>	<b>52</b>

#### Decker's Regular Season Single-Game Highs:

**Receptions** - 10 (Twice, last at Miami 12/28/14)  
**Receiving Yards** - 221 at Miami (12/28/14)  
**Long Reception** - 74t at Miami (12/28/14)  
**Receiving Touchdowns** - 4 at Kansas City (12/1/13)





## TOUCHDOWN RECEPTIONS, 2012-PRESENT

Since the start of the 2012 season, **Eric Decker's** third NFL campaign, only four NFL players have recorded more receiving touchdowns. Decker is tied with **Jimmy Graham** with 43 touchdown catches, trailing only **Dez Bryant**, **Antonio Brown**, **Brandon Marshall** and **Demaryius Thomas**.

Most touchdown receptions, 2012–present:

Player	TD Receptions
1. Dez Bryant	52
2. Antonio Brown	48
Brandon Marshall	48
4. Demaryius Thomas	46
5. <b>Eric Decker</b>	<b>43</b>
Jimmy Graham	43
7. A.J. Green	42
Jordy Nelson	42
9. Rob Gronkowski	41
10. Odell Beckham Jr.	35
Antonio Gates	35

## #83 • WR HARRY DOUGLAS

[CLICK FOR COMPLETE BIO \(PDF\)](#)

**Harry Douglas** (6-0, 183) is in his 10th NFL season and his third campaign with the Titans. The wide receiver was signed as an unrestricted free agent on March 12, 2015.

Douglas was placed on injured reserve on Sept. 3, 2017 after suffering a knee injury during the pre-season.

As a veteran leader in the wide receiver corps, Douglas appeared in 11 games with two starts in 2016. He caught 15 passes for 210 yards.

Douglas appeared in 14 games with 12 starts in his first season in Tennessee. He tied for second on the team with 36 receptions and ranked third on the squad with 411 receiving yards. He posted two touchdown receptions for the third consecutive year.

Douglas spent the first seven seasons (2008–2014) of his career as a member of the Atlanta Falcons after being selected in the third round of the 2008 NFL Draft. During his time in Atlanta, he amassed 258 receptions for 3,130 yards with eight touchdowns as a key member of a passing attack that also featured wide receivers **Julio Jones** and **Roddy White**.

In 2014, Douglas appeared in 12 games (six starts) and notched 51 catches for 556 yards and a pair of touchdowns.

Douglas enjoyed his greatest statistical success in 2013 while starting in place of an injured Jones. In 16 games, he posted career highs with 85 receptions for 1,067 yards and two touchdowns.

A native of Jonesboro, Ga., Douglas graduated from the University of Louisville. At the time of his departure, he ranked second in team annals with 2,924 receiving yards, while his 173 receptions ranked fifth on the school's all-time record list.

### 2017 Preseason Highlights:

- **At New York Jets (8/12)**, caught three passes for 49 yards, including receptions of 19 and 16 yards on consecutive plays in the second quarter.
- **Against Chicago (8/27)** and **at Kansas City (8/31)**, did not play due to a knee injury.
- Placed on injured reserve (knee) on Sept. 3, 2017.

### Douglas' 2017 Preseason Statistics:

Year	Team	GP	GS	Rec	Yds	Avg	Lg	TD
2017	Ten	2	0	4	55	13.8	19	0

### Douglas' Career Regular Season Statistics:

Year	Team	GP	GS	Rec	Yds	Avg	Lg	TD
2008	Atl	16	0	23	320	13.9	69	1
2009	Atl	0	0	Injured Reserve				
2010	Atl	16	4	22	294	13.4	46	1
2011	Atl	16	4	39	498	12.8	49	1
2012	Atl	15	1	38	395	10.4	37	1
2013	Atl	16	11	85	1,067	12.6	80t	2
2014	Atl	12	6	51	556	10.9	41	2
2015	Ten	14	12	36	411	11.4	51	2
2016	Ten	11	2	15	210	14.0	35	0
2017	Ten	0	0	Injured Reserve				
<b>Totals</b>		<b>116</b>	<b>40</b>	<b>309</b>	<b>3,751</b>	<b>12.1</b>	<b>80t</b>	<b>10</b>

### Douglas' Regular Season Single-Game Highs:

**Receptions** - 12 at Arizona (10/27/13)

**Receiving Yards** - 149 vs. Tampa Bay (10/20/13)

**Long Reception** - 80t at Tampa Bay (11/17/13)

**Receiving Touchdowns** - 1 (10 times, last vs. Oakland, 11/29/15)

## #18 • WR RISHARD MATTHEWS

[CLICK FOR COMPLETE BIO \(PDF\)](#)

Wide receiver **Rishard Matthews** (6-0, 217) is in his sixth NFL season and his second campaign with the Titans. He was signed by the Titans as an unrestricted free agent on March 11, 2016.

Matthews' arrival provided significant dividends to the Titans offense in 2016. He set career highs with 65 receptions, 945 receiving yards and nine touchdowns. He tied **Delanie Walker** for the team lead in receptions and led the club in the other two categories.

Matthews' nine touchdowns in 2016 more than doubled his previous career total of eight touchdowns in his first four NFL seasons, all of which he spent in Miami. His 2016 total tied for sixth in the NFL and tied for second in the AFC. In franchise history, Matthews' nine touchdown catches tied for ninth all-time.

Matthews spent his first four NFL campaigns with the Miami Dolphins after being drafted by the team in the seventh round of the 2012 NFL Draft. With the Dolphins, he totaled 107 receptions for 1,396 yards and eight touchdowns in 49 games (17 starts).

In 2015, Matthews established career highs with 43 catches, 662 receiving yards and four touchdown receptions despite playing in just 11 games. His career-best campaign was cut short due to a rib injury. Through the first 11 weeks of the NFL season, his 15.4-yard receiving average ranked seventh in the league.

A native of Santa Ana, Calif., Matthews was a two-year starter at the University of Nevada, where he totaled 147 receptions for 2,243 yards and 13 touchdowns. He also returned 48 punts for 551 yards and two scores.

### 2017 Preseason Highlights:

- **At New York Jets (8/12)**, started and caught one pass for 15 yards in one quarter of action.
- **Against Chicago (8/27)**, led the team with 54 receiving yards and tied for the team lead with three receptions.
- **At Kansas City (8/31)**, did not play.



## Matthews' 2017 Preseason Statistics:

Year	Team	GP	GS	Rec	Yds	Avg	Lg	TD
2017	Ten	2	2	4	69	17.3	26	0

## Matthews' Career Regular Season Statistics:

Year	Team	GP	GS	Rec	Yds	Avg	Lg	TD
2012	Mia	8	1	11	151	13.7	30	0
2013	Mia	16	5	41	448	10.9	29	2
2014	Mia	14	0	12	135	11.3	23	2
2015	Mia	11	11	43	662	15.4	53t	4
2016	Ten	16	10	65	945	14.5	60	9
2017	Ten	0	0	0	0	-	-	0
<b>Career</b>		<b>65</b>	<b>27</b>	<b>172</b>	<b>2,341</b>	<b>13.6</b>	<b>60</b>	<b>17</b>

## Matthews' Regular Season Single-Game Highs:

**Receptions** - 11 at Tampa Bay (11/11/13)  
**Receiving Yards** - 122 at Indianapolis (11/20/16)  
**Long Reception** - 60 at Houston (10/2/16)  
**Touchdowns** - 2 (Three times, last at San Diego, 11/6/16)

## 2016 TD RECEPTION LEADERS

In 2016, wide receiver **Rishard Matthews** recorded nine touchdown receptions to more than double his previous career total of eight touchdowns in his first four NFL seasons, all of which he spent in Miami.

Matthews tied for sixth in the NFL and tied for second in the AFC in touchdown receptions in 2016.

In franchise history, Matthews' nine touchdown catches tied for ninth all-time.

## Most touchdown receptions in 2016:

Player	Team	TD Receptions
1. Jordy Nelson	GB	14
2. Davante Adams	GB	12
Antonio Brown	Pit	12
Mike Evans	TB	12
5. Odell Beckham Jr.	NYG	10
6. <b>Rishard Matthews</b>	<b>Ten</b>	<b>9</b>
Kenny Stills	Mia	9
Michael Thomas	NO	9
9. (seven tied)		8

## #19 • WR TAJAE SHARPE

[CLICK FOR COMPLETE BIO \(PDF\)](#)

Wide receiver **Tajae Sharpe** (6-2, 194) is in his second NFL season. He was selected by the Titans in the fifth round (140th overall) of the 2016 NFL Draft.

Sharpe's 2017 campaign came to an end before the regular season began. He was placed on injured reserve on Sept. 2 after suffering a foot injury in the preseason finale.

As a rookie, Sharpe played in all 16 games with 10 starts, the highest number of starts by a Titans rookie wide receiver since **Chris Sanders** started 11 games in 1995.

Sharpe totaled 41 receptions for 522 yards and a pair of touchdowns during his first season. In franchise history, only eight other rookies had more receptions, and Sharpe ranked seventh among the NFL's 2016 rookie class in receptions and receiving yards.

In four seasons at the University of Massachusetts (2012-15), Sharpe appeared in 47 career games with 43 starts and finished as the school's all-time leader with 277 receptions and 3,486 receiving yards. He caught at least one pass in every game he played. The two-time All-MAC first-team performer ended his collegiate career ranked third in Minuteman history with 16 touchdowns and sixth with 3,497 all-purpose yards.

As a senior in 2015, Sharpe's 111 catches led the nation. He recorded 1,319 receiving yards and five touchdown catches and was a Walter Camp All-American. During a game against Florida International (Oct. 3), he set a school record with 15 receptions.

Sharpe is a native of Piscataway, N.J.



## 2017 Preseason Highlights:

- **At New York Jets (8/12)** and **against Carolina (8/19)**, he was on the PUP list with a foot injury.
- Moved from the PUP list to the active roster on Aug. 21.
- **Against Chicago (8/27)**, made his preseason debut and caught one pass for 10 yards.
- **At Kansas City (8/31)**, started and caught one pass for 12 yards before leaving with a foot injury.

## Sharpe's 2017 Preseason Statistics:

Year	GP	GS	Rec	Yds	Avg	Lg	TD
2017	2	1	2	22	11.0	12	0

## Sharpe's Career Regular Season Statistics:

Year	GP	GS	Rec	Yds	Avg	Lg	TD
2016	16	10	41	522	12.7	34t	2
2017	0	0		Injured Reserve			
<b>Totals</b>	<b>16</b>	<b>10</b>	<b>41</b>	<b>522</b>	<b>12.7</b>	<b>34t</b>	<b>2</b>

## Sharpe's Regular Season Single-Game Highs:

**Receptions** - 7 vs. Minnesota (9/11/16)  
**Receiving Yards** - 76 vs. Minnesota (9/11/16)  
**Long Reception** - 33t vs. Green Bay (11/13/16)  
**Touchdowns** - 1 vs. Green Bay (11/13/16)

## 2016 ROOKIE RECEIVING LEADERS

**Tajae Sharpe** was the 15th wide receiver selected in the 2016 NFL Draft. He was chosen in the fifth round with the 140th overall pick.

In 2016, Sharpe ranked seventh in the NFL among rookies with 41 receptions and also ranked seventh among rookies with 522 receiving yards.

## Top rookie receivers in 2016, by receptions:

Player	Team	Rec	Yds	Avg	Lg	TD
1. Michael Thomas	NO	92	1137	12.4	46	9
2. Sterling Shepard	NYG	65	683	10.5	32t	8
3. Tyreek Hill	KC	61	593	9.7	49	6
4. Tyler Boyd	Cin	54	603	11.2	30	1
5. Will Fuller V	Hou	47	635	13.5	53	2
6. Robby Anderson	NYJ	42	587	14.0	52	2
7. <b>Tajae Sharpe</b>	<b>Ten</b>	<b>41</b>	<b>522</b>	<b>12.7</b>	<b>34t</b>	<b>2</b>
8. Hunter Henry (TE)	SD	36	478	13.3	59	8
9. Corey Coleman	Cle	33	413	12.5	58	3
10. Ezekiel Elliott (RB)	Dal	32	363	11.3	83t	1
Malcolm Mitchell	NE	32	401	12.5	56t	4

## Top rookie receivers in 2016, by yards:

Player	Team	Rec	Yds	Avg	Lg	TD
1. Michael Thomas	NO	92	1,137	12.4	46	9
2. Sterling Shepard	NYG	65	683	10.5	32t	8
3. Will Fuller V	Hou	47	635	13.5	53	2
4. Tyler Boyd	Cin	54	603	11.2	30	1
5. Tyreek Hill	KC	61	593	9.7	49	6
6. Robby Anderson	NYJ	42	587	14.0	52	2
7. <b>Tajae Sharpe</b>	<b>Ten</b>	<b>41</b>	<b>522</b>	<b>12.7</b>	<b>34t</b>	<b>2</b>
8. Hunter Henry (TE)	SD	36	478	13.3	59	8
9. Corey Coleman	Cle	33	413	12.5	58	3
10. Malcolm Mitchell	NE	32	401	12.5	56t	4



## FRANCHISE ROOKIE RECEIVING LEADERS

**Tajae Sharpe** finished his rookie season with 41 receptions. In franchise history, only eight other rookies have had more receptions.

**Most receptions by a rookie in franchise history:**

Player (Pos)	Year	Receptions
1. Bill Groman (WR)	1960	72
2. Kendall Wright (WR)	2012	64
3. Ernest Givins (WR)	1986	61
4. Sid Blanks (RB)	1964	56
5. Charlie Hennigan (WR)	1960	44
6. Chris Johnson (RB)	2008	43
7. Kenny Britt (WR)	2009	42
Jerry LeVias (WR)	1969	42
9. <b>Tajae Sharpe (WR)</b>	<b>2016</b>	<b>41</b>
10. Rodney Thomas (RB)	1995	39

## #13 • WR TAYWAN TAYLOR

[CLICK FOR COMPLETE BIO \(PDF\)](#)

The Titans selected wide receiver **Taywan Taylor** (first name pronounced TAY-wahn) in the third round (72nd overall) of the 2017 NFL Draft.

At Western Kentucky, Taylor broke every major single-season and career receiving record and accounted for 34 touchdown receptions over his final two campaigns. His career totals included 253 receptions for 4,234 yards and 41 touchdowns in four seasons.

In 2016, Taylor produced the best single season of any receiver in Hill-topper history, setting team records with 98 catches (ranked fifth in the nation), 1,730 receiving yards (third) and 17 touchdowns (tied for third).

Taylor is a native of Louisville, Ky.



### 2017 Preseason Highlights:

- **At New York Jets (8/12)**, led the offense with four receptions and 56 receiving yards. In the third quarter, he registered the team's longest play of the game with a 42-yard reception that helped set up a field goal.
- **Against Carolina (8/19)**, started and posted three receptions for 41 yards, including a 20-yard catch on the first snap of the game.
- **Against Chicago (8/27)**, turned a pass from Marcus Mariota on third-and-31 into a 48-yard pickup for a first down. He added three rushing attempts for 12 yards.

### Taylor's 2017 Preseason Statistics:

Year	Team	GP	GS	Rec	Yds	Avg	Lg	TD
2017	Ten	4	1	8	145	18.1	48	0

### Taylor's College Statistics:

Year	Team	GP	GS	Rec	Yds	Avg	Lg	TD
2013	Western Ky	11	7	24	270	11.3	45	0
2014	Western Ky	13	7	45	767	17.0	75t	7
2015	Western Ky	14	5	86	1,467	17.1	78t	17
2016	Western Ky	14	14	98	1,730	17.7	80t	17
<b>Career</b>		<b>52</b>	<b>33</b>	<b>253</b>	<b>4,234</b>	<b>16.7</b>	<b>80t</b>	<b>41</b>

## MORE TITANS WIDE RECEIVERS

### 14 - WR/KR/PR ERIC WEEMS (5-9, 195, 10th Year, Bethune-Cookman)

➤ Wide receiver **Eric Weems** (5-9, 195) is in his 10th NFL season and his first campaign with the Titans. He was signed as an unrestricted free agent on March 11, 2017.

➤ He entered the NFL in 2007 as a rookie free agent with the Atlanta Falcons. He enjoyed two stints with the Falcons (2007–2011 and 2014–2016), separated by two years with the Chicago Bears (2012–2013).

➤ His career totals with the Falcons and Bears included 121 punt returns for a 10.8-yard average, which ranked fifth among active players through 2016; 165 kickoff returns for a 24.3-yard average; and 38 receptions for 353 yards. He added 102 career special teams tackles, leading his teams in the category four times.

➤ In 2016, Weems appeared in all 16 games for the NFC Champion Fal-

cons. He averaged 11.4 yards on 24 punt returns and 23.0 yards on 17 kickoff returns, and he led the Falcons with 15 special teams tackles.

➤ Weems earned a Pro Bowl selection in 2010, when he established career highs in punt return average (12.8) and kickoff return average (27.5).

➤ A native of Ormond Beach, Fla., Weems attended Bethune-Cookman University.

➤ Read more on Weems later in this release among the team's specialists.



## OFFENSIVE LINEMEN

### TACKLES

No.	Name	Ht	Wt	Exp	College
78	Conklin, Jack	6-6	308	2	Michigan State
71	Kelly, Dennis	6-8	321	6	Purdue
77	Lewan, Taylor	6-7	309	4	Michigan

### GUARDS

No.	Name	Ht	Wt	Exp	College
64	Kline, Josh	6-3	300	5	Kent State
61	Levin, Corey	6-4	307	R	Chattanooga
67	Spain, Quinton	6-4	330	3	West Virginia

### CENTERS

No.	Name	Ht	Wt	Exp	College
60	Jones, Ben	6-3	308	6	Georgia
62	Schwenke, Brian	6-3	310	5	California

## #78 • T JACK CONKLIN

[CLICK FOR COMPLETE BIO \(PDF\)](#)

**Jack Conklin** is in his second NFL season. The 6-foot-6, 308-pound tackle was selected by the Titans with the eighth pick in the first round of the NFL Draft.

As a rookie, Conklin started all 16 games at right tackle, becoming the team's first player to start all 16 games at left or right tackle as a rookie since **Michael Roos** in 2005. He was a key cog in a line that helped the Titans finish 11th overall in offense, third in rushing and tied for seventh in fewest sacks allowed.


Conklin was named an alternate for the Pro Bowl and was named first-team Associated Press All-Pro. He became the first Titans player to receive first-team All-Pro honors since running back **Chris Johnson** in 2009 and the first Titans rookie to receive the honor since defensive end **Jevon Kearse** in 1999. Conklin joined Dallas guard **Zack Martin** (2014) as the only rookie offensive linemen since the AFL-NFL merger to be named first-team AP All-Pro.

Conklin became the first draft pick by new general manager **Jon Robinson**. The Titans, who initially had the first pick in the draft but traded with the Los Angeles Rams back to the 15th spot, made a deal with the Cleveland Browns to jump up to the eighth spot to select Conklin. The Titans gave up a third-round pick and a second-rounder in 2017 in the trade and also got back a sixth-rounder.

The Michigan State product was a walk-on for the Spartans but went on to become the first Michigan State offensive lineman to be selected in the first round since 1989 (**Tony Mandarich**) and also the highest drafted Spartan since wide receiver **Charles Rogers** (No. 2) in 2003.

A native of Plainwell, Mich., Conklin was a three-year starter at left tackle for the Spartans. He started 38 of his 39 career games (35 at left tackle, three at right tackle) and recorded more than 235 career knock-downs. Three of his career starts at left tackle came in bowl games (2014 Rose, 2015 Cotton, 2016 College Football Playoff Semifinal at Cotton Bowl).

In his final season on campus, Conklin was named second-team All-American by The Associated Press and was on numerous All-Big Ten teams.





**Conklin's 2017 Preseason Games Played/Games Started:**

Year	GP	GS	Starts by Pos
2017	3	3	RT-3

**Conklin's Career Regular Season Games Played/Games Started:**

Year	GP	GS	Starts by Pos
2016	16	16	RT-16
2017	0	0	
<b>Totals</b>	<b>16</b>	<b>16</b>	<b>RT-16</b>

**#60 • C BEN JONES**

[CLICK FOR COMPLETE BIO \(PDF\)](#)

Center **Ben Jones** (6-3, 308) is in his sixth NFL season and his second campaign with the Titans. He was signed as an unrestricted free agent on March 10, 2016.

In his first year in Tennessee, Jones played a key role in an offensive turnaround. He started all 16 games at center, registering a start in every contest for the third consecutive season, dating back to his third year in Houston (2014). The veteran was a key cog in a line that helped the Titans finish 11th overall in offense, third in rushing and tied for seventh in fewest sacks allowed.

Jones was originally selected by the Houston Texans in the fourth round (99th overall) of the 2012 NFL Draft. Over the following four seasons, he started contests at center and both guard spots. He was a starter on two playoff teams in Houston (2012 and 2015).

In 2015, Jones started every game at center, extending his streak of consecutive regular season games played to 64, which was the second-longest active streak among NFL centers at the conclusion of the season.

A native of Centreville, Ala., Jones attended the University of Georgia, where his 49 total starts ranked third in school annals. He was a two-time All-SEC selection by the league's coaches and was named to Georgia's Team of the Decade. As a senior (2011), the team captain earned All-SEC first-team honors.

**Jones' 2017 Preseason Games Played/Games Started:**

Year	Team	GP	GS	Starts by Pos
2017	Ten	3	3	C-3

**Jones' Career Regular Season Games Played/Games Started:**

Year	Team	GP	GS	Starts by Pos
2012	Hou	16	10	RG-10
2013	Hou	16	1	RG-1
2014	Hou	16	16	LG-16
2015	Hou	16	16	C-16
2016	Ten	16	16	C-16
2017	Ten	0	0	
<b>NFL Totals</b>		<b>80</b>	<b>59</b>	<b>C-32, LG-16, RG-11</b>

**CURRENT IRONMEN AT CENTER**

Among NFL offensive linemen presently listed as centers, **Ben Jones** ranks second in the NFL with a current streak of 48 consecutive games started. He trails only Dallas' **Travis Frederick**, whose streak stands at 64 games.

The streaks listed below are for consecutive games started by players who currently reside at center, even if some games were started at a position other than center.


**Longest active consecutive starting streaks among current centers\*:**

Player	Current Team	Consecutive Games Started
1. Travis Frederick	Dallas	64
2. <b>Ben Jones</b>	<b>Tennessee</b>	<b>48</b>
Russell Bodine	Cincinnati	48
4. Jason Kelce	Philadelphia	41
5. Alex Mack	Atlanta	32
Matt Paradis	Denver	32
Tim Barnes	Los Angeles	32
Matt Slauson	San Diego	32
9. Weston Richburg	New York Giants	21

\* Includes players who are currently listed as centers; streaks include games played at other positions

**#71 • G/T DENNIS KELLY**

[CLICK FOR COMPLETE BIO \(PDF\)](#)



**Dennis Kelly** (6-8, 321) is in his sixth NFL season and his second campaign with the Titans. He was acquired in a trade with the Philadelphia Eagles on Aug. 16, 2016. In exchange for Kelly, the Titans dealt wide receiver Dorial Green-Beckham to the Eagles.

In his first season with the Titans, Kelly played in all 16 games for the first time in his career with six starts as an extra tight end in "heavy" personnel packages. He helped the Titans rush for an average of 136.7 yards per game, which ranked third in the NFL.

Kelly entered the NFL as a fifth-round selection by the Eagles in the 2012 NFL Draft. In four seasons with the Eagles, he recorded 15 starts and 30 games played. He recorded nine starts with the Eagles at right tackle, four starts at right guard and two starts at left guard.

A native of Chicago Heights, Ill., Kelly was a team captain and a two-time offensive MVP at Purdue. He started his final three seasons at left tackle for the Boilermakers.

**Kelly's 2017 Preseason Games Played/Games Started:**

Year	Team	GP	GS	Starts by Pos
2017	Ten	4	1	LT-1

**Kelly's Career Regular Season Games Played/Games Started:**

Year	Team	GP	GS	Starts by Pos
2012	Phi	13	10	RG-3, RT-7
2013	Phi	0	0	
2014	Phi	3	3	LG-2, RG-1
2015	Phi	14	2	RT-2
2016	Ten	16	6	TE-6
2017	Ten	0	0	
<b>NFL Totals</b>		<b>46</b>	<b>21</b>	<b>RG-4, RT-9, LG-2, TE-6</b>

## #64 • G JOSH KLINE

[CLICK FOR COMPLETE BIO \(PDF\)](#)


Guard **Josh Kline** (6-3, 300) is in his fifth NFL season and his second campaign with the Titans. He was acquired off waivers from the New England Patriots on Sept. 8, 2016.

Kline moved into Tennessee's starting lineup in Week 3 after **Chance Warmack** was placed on injured reserve with a finger injury. He never left the lineup for the remainder of the season, setting a career high in the process with 14 starts.

Kline spent the first three seasons of his NFL career in New England and won a Super Bowl as a member of their 2014 club. With the Patriots, he recorded 18 regular season starts and three postseason starts. He started games at both right (10) and left guard (11).

In 2015, he set career highs by playing in 14 games and recording 13 starts (seven at right guard and two at left guard). He also started twice at left guard in the 2015 playoffs.

Kline entered the NFL as an undrafted college free agent in 2013 following a four-year playing career at Kent State. He played right guard and right tackle during his stay there.

**Kline's 2017 Preseason Games Played/Games Started:**

Year	Team	GP	GS	Starts by Pos
2017	Ten	3	3	RG-3

**Kline's Career Regular Season Games Played/Games Started:**

Year	Team	GP	GS	Starts by Pos
2013	NE	7	1	LG-1
2014	NE	12	4	LG-2, RG-2
2015	NE	14	13	LG-6, RG-7
2016	Ten	14	14	RG-14
2017	Ten	0	0	
<b>NFL Totals</b>		<b>47</b>	<b>32</b>	<b>LG-9, RG-23</b>

## #77 • T TAYLOR LEWAN

[CLICK FOR COMPLETE BIO \(PDF\)](#)

Tackle **Taylor Lewan** (6-7, 309) is in his fourth NFL season. He was selected by the Titans with the 11th overall pick of the 2014 NFL Draft.

On Dec. 20, 2016, Lewan was named to his first career Pro Bowl, following a productive season in which he started all 16 games for the first time. The left tackle was the anchor a line that helped the Titans finish 11th overall in offense, third in rushing and tied for seventh in fewest sacks allowed.

In 2015, Lewan started the first 15 games of the season at left tackle before missing the finale with a concussion.

As a rookie in 2014, Lewan played in 11 games with six starts before suffering an ankle injury. He played as a reserve for the first five games and then started in six consecutive contests before the injury caused him to be inactive the final five weeks. For his efforts, Lewan was named to the Pro Football Writers of America All-Rookie Team.

In four seasons at Michigan, Lewan appeared in 50 games with 48 starts at left tackle. He started the final 41 games of his career and was named the Big Ten Conference Offensive Lineman of the Year in 2012 and 2013. As a senior in 2013, he started all 13 games at left tackle for the third consecutive season and was named second-team *Associated Press* All-American.

At the 2014 NFL Scouting Combine, he ran the 40-yard dash in 4.87 seconds, beating all other offensive linemen in his class and clocking the fourth-fastest time among offensive linemen in the last five years (2010-14). He also ranked among the top offensive linemen at the 2014 combine in the broad jump (first at nine feet, nine inches), vertical jump (tied for third at 30.5 inches) and three-cone drill (fourth at 7.39 seconds).

A native of Cave Creek, Ariz., Lewan became the first offensive tackle selected by the Titans/Oilers in the first round since tackle Brad Hopkins (13th overall) in 1993.

**Lewan's 2017 Preseason Games Played/Games Started:**

Year	Team	GP	GS	Starts by Pos
2017	Ten	3	3	LT-3

**Lewan's Career Regular Season Games Played/Games Started:**

Year	Team	GP	GS	Starts by Pos
2014	Ten	11	6	LT-6
2015	Ten	15	15	LT-15
2016	Ten	16	16	LT-16
2017	Ten	0	0	
<b>NFL Totals</b>		<b>42</b>	<b>37</b>	<b>LT-37</b>

## #67 • G QUINTON SPAIN

[CLICK FOR COMPLETE BIO \(PDF\)](#)

Guard **Quinton Spain** (6-4, 330) is in his third NFL season. He was signed by the Titans as an undrafted free agent on May 11, 2015.

Spain appeared in 14 games with 13 starts at left guard during his second campaign. His physical style helped the Titans average 136.7 rushing yards per game, which ranked third in the NFL. Spain also helped the Titans tie for seventh in the NFL in fewest sacks allowed.

After winning a roster spot as a rookie, Spain appeared in seven games, including starts in each of the final six games at left guard.

Spain played in 50 career games with 38 starts at West Virginia and was a two-time All-Big 12 team honoree. As a senior (2014), he started 12 games at left guard and was named All-Big 12 first team by ESPN.com, All-Big 12 second team by Associated Press and All-Big 12 honorable mention by the coaches.

Spain is a native of Petersburg, Va.

**Spain's 2017 Preseason Games Played/Games Started:**

Year	Team	GP	GS	Starts by Pos
2017	Ten	3	3	LG-3

**Spain's Career Regular Season Games Played/Games Started:**

Year	Team	GP	GS	Starts by Pos
2015	Ten	7	6	LG-6
2016	Ten	14	13	LG-13
2017	Ten	0	0	
<b>NFL Totals</b>		<b>21</b>	<b>19</b>	<b>LG-19</b>





## MORE TITANS OFFENSIVE LINEMEN

### 61 - G/C COREY LEVIN (6-4, 307, Rookie, Chattanooga)

- **Corey Levin** was selected by the Titans in the sixth round (217th overall) of the 2017 NFL Draft.
- The 6-foot-4 inch, 307-pounder appeared in 52 career games with 51 starts at Chattanooga, 45 of which were consecutive.
- A native of Dacula, Ga., he developed versatility over his four-year collegiate career, making starts at left guard, and both left and right tackle.

### 62 - C/G BRIAN SCHWENKE

- **Brian Schwenke** (6-3, 310) is in his fifth NFL season. He was drafted by the Titans in the fourth round (107th overall) of the 2013 NFL Draft.
- He played four seasons with the Titans (2013–2016) before signing with the Indianapolis Colts as an unrestricted free agent in 2017. Upon his release by the Colts, he was re-signed by the Titans on Sept. 4, 2017.
- In 2016, he played in all 16 games for the Titans with three starts at left guard (10/27 vs. Jacksonville, 11/6 at San Diego and 11/13 vs. Green Bay).
- Schwenke started the first five games of 2015 at center before suffering a season-ending leg injury on Oct. 18.
- In 2014, he started the first 11 games at center before being placed on injured reserve (Nov. 25) with a knee injury.
- As a rookie in 2013, Schwenke started nine of the team's final 10 games at center.
- In four seasons with the California Golden Bears (2009-12), the Oceanside, Calif., native played in 48 of 50 possible games and started games at three different positions—16 starts at left guard, 12 at center and eight at right guard. As a senior, he played center for the first time and was named first-team All-Pac-12 by the league's coaches.
- Schwenke is a native of Oceanside, Calif.



## DEFENSIVE LINEMEN

No.	Name	Ht	Wt	Exp	College
99	Casey, Jurrell	6-1	305	7	Southern California
94	Johnson, Austin	6-4	314	2	Penn State
90	Jones, DaQuan	6-4	322	4	Penn State
95	King, David	6-4	281	2	Oklahoma
97	Klug, Karl	6-3	278	7	Iowa
69	Staten, Jimmy (IR)	6-4	304	1	Middle Tennessee St.
96	Williams, Sylvester	6-2	313	5	North Carolina

### #99 • DT JURRELL CASEY

[CLICK FOR COMPLETE BIO \(PDF\)](#)



Defensive lineman **Jurrell Casey** (6-1, 305) is in his seventh NFL season. He was selected by the Titans in the third round (77th overall) of the 2011 NFL Draft.

A three-time defensive captain, Casey was named to his second consecutive Pro Bowl at the conclusion of the 2016 season. He started 15 games during the year and set a career high with 29 quarterback pressures in addition to 51 tackles, five sacks, three tackles for loss and five passes defended. He became the first player for the team in the "Titans era" (1999–present) to register four consecutive seasons with at least five sacks.

In 2015, he started all 16 games for the second consecutive season and for the third time in his career. He led the team's defensive linemen with 86 tackles and tied **Brian Orakpo** for the team lead with seven sacks, the second-best total in Casey's career. Casey also set a then-career high and finished second on the team behind Orakpo with 28 quarterback pressures. He was named to the Pro Bowl for the first time in his career.

Casey was named one of five permanent team captains by his teammates for the first time in 2014. While remaining a key cog in the defense's switch from a 4-3 to a 3-4 scheme, he started all 16 games and led the team's defensive linemen (fourth on the team) with 86 tackles. His 27 quarterback pressures and 13 tackles for loss tied for the team lead and set new career highs. With five sacks, he ranked second on the squad.

In 2013, Casey was named *Associated Press* second-team All-Pro after putting together one of the best seasons by a defensive tackle in





franchise history. His 10.5 sacks set a career high and made up the second-highest total by a franchise defensive tackle since sacks became an official statistic in 1982, finishing behind only **Ray Childress'** 13 sacks in 1992. In 2013, only **Jason Hatcher** of the Dallas Cowboys (11) finished with more sacks than Casey among defensive tackles.

Casey started 31 out of 32 games in his first two seasons, and in each campaign he led the team's defensive linemen in tackles. As a rookie, he notched 74 tackles and 2.5 sacks, and he followed with 80 tackles and three sacks in 2012.

A native of Long Beach, Calif., Casey played in 38 games (26 starts) on the defensive line (24 at right defensive tackle and two at nose tackle) at the University of Southern California. He recorded 138 tackles, nine sacks, 22 tackles for loss, three quarterback pressures, four fumble recoveries, three forced fumbles, an interception and three passes defended.

In his final season with the Trojans (2010), he started all 13 games for the second consecutive season and had 67 tackles, a team-best 11 tackles for loss, a team-leading 4.5 sacks, one interception, one fumble recovery and two passes defended. He was named first-team All-Pac 10.

#### Casey's 2017 Preseason Statistics:

Year	GP	GS	Tackle	Sack	TFL	Int	PD	FF	FR
2017	3	3	2	0.0	0	0	0	0	0

#### Casey's Career Regular Season Statistics:

Year	GP	GS	Tackle	Sack	TFL	QBP	Int	PD	FF	FR
2011	16	15	74	2.5	5	9	0	1	1	1
2012	16	16	80	3.0	6	3	0	0	2	0
2013	15	14	90	10.5	3	10	0	3	1	1
2014	16	16	86	5.0	13	27	0	1	0	0
2015	16	16	86	7.0	11	28	0	5	0	0
2016	15	15	51	5.0	3	29	0	5	0	0
2017	0	0	0	0.0	0	0	0	0	0	0
<b>Totals</b>	<b>94</b>	<b>92</b>	<b>467</b>	<b>33.0</b>	<b>41</b>	<b>106</b>	<b>0</b>	<b>15</b>	<b>4</b>	<b>2</b>

#### Casey's Regular Season Single-Game Highs:

**Tackles** - 10 (Twice, last vs. Arizona, 12/15/13)

**Sacks** - 2 (Seven times, last vs. Houston, 1/1/17)

**Tackles for Loss** - 3 (Twice, last at Tampa Bay, 9/13/15)

**Forced Fumble** - 1 (Four times, last at St. Louis, 11/3/13)

**Fumble Recovery** - 1 (Twice, last at Oakland, 11/24/13)

**Quarterback Pressures** - 6 vs. Jacksonville (10/27/16)

**Passes Defended** - 3 vs. Atlanta (10/25/15)

## FRANCHISE SACK LEADERS

**Jurrell Casey** ranks among the franchise's all-time leaders in career sacks. He passed Pro Football Hall of Fame defensive tackle **Curley Culp** (31\*) in 2016 for 11th place in franchise annals.

#### Most career sacks, franchise history:

Player	Position	Seasons	Sacks*
1. Elvin Bethea	DE	1968–83	105.0
2. Ray Childress	DT	1985–95	75.5
3. Jesse Baker	DE	1979–87	66.0
4. William Fuller	DE	1986–93	59.0
5. Sean Jones	DE	1988–93	57.5
6. Jevon Kearse	DE	1999–03, 2008–09	52.0
7. Robert Brazile	LB	1975–84	48.0
8. Ted Washington	LB	1973–82	45.0
9. Kyle Vanden Bosch	DE	2005–09	38.5
10. Derrick Morgan	OLB	2010–17	36.5
11. Jurrell Casey	DT	2011–17	33.0

\* Individual sacks became an official statistic in 1982. Sacks recorded prior to 1982 are unofficial.

## 2013 SACKS BY DEFENSIVE TACKLES

Titans defensive tackle **Jurrell Casey** recorded a career-high 10.5 sacks in 2013. The third-year defensive tackle tied for second in the NFL in sacks among defensive tackles behind only Jason Hatcher of the Dallas Cowboys, who had 11 sacks.

#### Most sacks among defensive tackles in 2013:

Player	Team	Sacks
1. Jason Hatcher	Dal	11.0
2. <b>Jurrell Casey</b>	<b>Ten</b>	<b>10.5</b>
Kyle Williams	Buf	10.5
4. Gerald McCoy	TB	9.0
5. Marcell Dareus	Buf	7.5
6. Geno Atkins	Cin	6.0
Nick Fairley	Det	6.0
Chris Jones	NE	6.0
9. Michael Brockers	StL	5.5
Clinton McDonald	Sea	5.5
Ndamukong Suh	Det	5.5

## SACKS BY TITANS/OILERS DTS

Since individual sacks became an official NFL statistic in 1982, **Jurrell Casey** and **Ray Childress** are the only Titans/Oilers defensive tackles to produce double-digit sacks in a single season.

#### Most sacks in a season by Oilers/Titans defensive tackles, 1982–present:

Defensive Tackle	Season	Sacks
1. Ray Childress	1992	13.0
2. <b>Jurrell Casey</b>	<b>2013</b>	<b>10.5</b>
3. Ray Childress	1993	9.0
4. Albert Haynesworth	2008	8.5
Ray Childress	1989	8.5
Ray Childress	1988	8.5
Ray Childress	1990	8.0
8. <b>Jurrell Casey</b>	<b>2015</b>	<b>7.0</b>
Karl Klug	2011	7.0
Gary Walker	1997	7.0
Ray Childress	1991	7.0

Note: In 1992, Lee Williams recorded 11 total sacks while playing both defensive end and defensive tackle for the Oilers. He is excluded from this list.



## #94 • DL AUSTIN JOHNSON

[CLICK FOR COMPLETE BIO \(PDF\)](#)

Defensive lineman **Austin Johnson** (6-4, 314) is in his second NFL season. He was selected by the Titans with the 43rd overall pick in the second round of the 2016 NFL Draft.

In his rookie campaign, Johnson played in 10 total games and totaled 15 tackles, 0.5 sacks, one tackle for loss, one quarterback pressure and one pass defended.

In three seasons at Penn State, Johnson appeared in 38 games and recorded 28 starts, including starts in all 26 games as a sophomore and junior. He totaled 154 tackles, 8.5 sacks, 24 tackles for loss, eight passes defended, one forced fumble and four fumble recoveries, including a 71-yard fumble return for a touchdown.

As a junior in 2015, Johnson started all 13 games and was named Associated Press first-team All-Big Ten honors. He ranked second on the team with 15 tackles for loss and 6.5 sacks. His 78 tackles ranked second among FBS defensive linemen and third on the team. It was the highest tackle total by a Penn State defensive lineman since Jimmy Kennedy's 87 in 2002.

Johnson is a native of Galloway, N.J.

**2017 Preseason Highlights:**

- **Against Carolina (8/19)**, started at defensive end and recorded a tackle.
- **Against Chicago (8/27)**, started at defensive end and recorded a tackle.
- **At Kansas City (8/31)**, started at defensive tackle.

**Johnson's 2017 Preseason Statistics:**

Year	GP	GS	Tackle	Sack	TFL	Int	PD	FF	FR
2017	4	3	3	0.0	0	0	1	0	0


**Johnson's Career Regular Season Statistics:**

Year	GP	GS	Tackle	Sack	TFL	QBP	Int	PD	FF	FR
2016	10	0	15	0.5	1	1	0	1	0	0
2017	0	0	0	0.0	0	0	0	0	0	0
<b>Totals</b>	<b>10</b>	<b>0</b>	<b>15</b>	<b>0.5</b>	<b>1</b>	<b>1</b>	<b>0</b>	<b>1</b>	<b>0</b>	<b>0</b>

**Johnson's Regular Season Single-Game Highs:**

**Tackles** - 4 at Kansas City (12/18/16)

**Sacks** - 0.5 at Indianapolis (11/20/16)



2013 campaign. Jones was named first-team All-Big Ten by the league's coaches and second-team All-Conference by the media. He was named Penn State's Outstanding Senior Player and the recipient of the team's Reid-Robinson Award.

Jones is a native of Johnson City, N.Y.

**2017 Preseason Highlights:**

- **Against Chicago (8/27)**, started at nose tackle.
- **At Kansas City (8/31)**, started at defensive end.

**Jones' 2017 Preseason Statistics:**

Year	GP	GS	Tackle	Sack	TFL	Int	PD	FF	FR
2017	4	3	3	0.0	0	0	0	0	0

**Jones' Career Regular Season Statistics:**

Year	Team	GP	GS	Tackle	Sack	TFL	QBP	Int	PD	FF	FR
2014	Ten	7	1	13	1.0	2	3	0	0	0	1
2015	Ten	16	16	67	0.0	2	15	0	0	0	1
2016	Ten	16	16	29	1.5	1	8	0	0	0	1
2017	Ten	0	0	0	0.0	0	0	0	0	0	0
<b>Totals</b>		<b>39</b>	<b>33</b>	<b>109</b>	<b>2.5</b>	<b>5</b>	<b>26</b>	<b>0</b>	<b>0</b>	<b>1</b>	<b>2</b>

**Jones' Regular Season Single-Game Highs:**

**Tackles** - 7 (Twice, last at San Diego, 11/6/16)

**Sacks** - 1 (Twice, last vs. Green Bay, 11/13/16)

**Quarterback Pressures** - 2 (Seven times, last vs. Green Bay, 11/13/16)

**Forced Fumble** - 1 vs. Indianapolis (12/28/14)

**Fumble Recovery** - 1 (Twice, last vs. Houston, 1/1/17)

## #90 • DL DAQUAN JONES

[CLICK FOR COMPLETE BIO \(PDF\)](#)

Defensive lineman **DaQuan Jones** (6-4, 322) is in his fourth NFL season. He was selected by the Titans in the fourth round (112th overall) of the 2014 NFL Draft.

Jones was one of two Titans who started every game from 2015–2016, holding down a spot at defensive end for consecutive seasons. Outside linebacker **Brian Orakpo** was the other member of the team to start every game in that time period.

In 2016, Jones recorded 29 tackles, a career-high 1.5 sacks, one tackle for loss, eight quarterback pressures and a fumble recovery for a touchdown.

Jones was one of four members of the team to start all 16 games in 2015. He totaled 67 tackles, 15 quarterback pressures, two tackles for loss and a fumble recovery.

As a rookie, Jones appeared in seven games with one start. He registered 13 tackles, a sack, three quarterback pressures, two tackles for loss and a forced fumble.

A leader at Penn State during a time of turmoil, Jones started 23 of 46 college games, with all of his starting assignments coming during the last two seasons. Jones finished his career with 92 tackles, adding 4.5 sacks for minus 28 yards, 15.5 stops for losses totaling 55 yards, two fumble recoveries and a pass deflection.

As a senior in 2013, he started all 12 games at defensive tackle, finishing fifth on the team with a career-high 56 tackles (33 solos). His tackle total was the most for any interior defensive lineman in the Big Ten during the



## #97 • DL KARL KLUG

[CLICK FOR COMPLETE BIO \(PDF\)](#)

**Karl Klug** (6-3, 278) is in his seventh NFL season. He was selected by the Titans in the fifth round (142nd overall) of the 2011 NFL Draft and was re-signed as an unrestricted free agent in March 2015.

Klug's 2016 campaign was cut short due to injury. He was placed on injured reserve on Dec. 21 due to a left Achilles injury and missed the final two games of the season. They were the first two games of his career in which he did not play. His season totals included 25 tackles, 1.5 sacks, one tackle for loss, 18 quarterback pressures and a pass defended.

Through his first five seasons, Klug (pronounced KLOOG) never missed a game. In 2015, he set a career high with 19 quarterback pressures and recorded four sacks, which was the second-highest total of his career. He added 26 tackles, one pass defended and one forced fumble.

Prior to 2014, Klug saw time at defensive end and defensive tackle in the defense's previous 4-3 scheme.

As a rookie in 2011, Klug emerged as one of the top young pass-rush-





ing defensive tackles in the NFL, compiling a team-high seven sacks. The total tied for sixth place in sacks among all NFL rookies, tied for fourth among all NFL defensive tackles, and led all rookie defensive tackles. Playing in all 16 games (one start), Klug also totaled 32 tackles, 10 quarterback pressures, two tackles for loss, four passes defended and two forced fumbles.

During a four-year career at Iowa, Klug appeared in 40 games with 26 consecutive starts to end his career. He tallied 140 tackles, 31 tackles for loss, 9.5 sacks, eight quarterback pressures, eight passes defended, four forced fumbles and a fumble recovery.

As a senior in 2010, the Caledonia, Minn., native led the Hawkeyes with 13 tackles for loss and 5.5 sacks. He totaled 57 tackles en route to earning second-team All-Big Ten honors from the league's coaches and media. His honors also included the Roy J. Carver Most Valuable Player Award on defense, the Iron Hawk Award and the Hayden Fry "Extra Heart-beat" Award.

#### 2017 Preseason Highlights:

- **At New York Jets (8/12)** and **against Carolina (8/19)**, did not play due to an ankle injury.
- **Against Chicago (8/27)**, played for the first time during the preseason and batted down a pass.

#### Klug's 2017 Preseason Statistics:

Year	GP	GS	Tackle	Sack	TFL	Int	PD	FF	FR
2017	2	0	0	0.0	0	0	1	0	0

#### Klug's Career Regular Season Statistics:

Year	GP	GS	Tackle	Sack	TFL	QBP	Int	PD	FF	FR
2011	16	1	32	7.0	2	10	0	4	2	0
2012	16	1	12	3.5	1	5	0	1	0	0
2013	16	3	26	2.0	0	4	0	2	2	1
2014	16	0	31	2.0	5	5	0	0	0	0
2015	16	0	26	4.0	0	19	0	1	1	0
2016	14	3	25	1.5	1	18	0	1	0	0
2017	0	0	0	0.0	0	0	0	0	0	0
<b>Totals</b>	<b>94</b>	<b>8</b>	<b>152</b>	<b>20.0</b>	<b>9</b>	<b>61</b>	<b>0</b>	<b>9</b>	<b>5</b>	<b>1</b>

#### Klug's Regular Season Single-Game Highs:

**Tackles** - 5 (Twice, last at Houston, 10/2/16)  
**Sacks** - 2 (Twice, last at Indianapolis 12/9/12)  
**Tackles For Loss** - 2 at Washington (10/19/14)  
**Forced Fumbles** - 2 vs. Baltimore (9/18/11)  
**Fumble Recovery** - 1 vs. N.Y. Jets (9/29/13)

## #96 • NT SYLVESTER WILLIAMS

[CLICK FOR COMPLETE BIO \(PDF\)](#)



Nose tackle **Sylvester Williams** (6-2, 313) is in his fifth NFL season and his first campaign with the Titans. He was signed as an unrestricted free agent on March 14, 2017.

The veteran arrived in Tennessee after spending the first four years of his career with the Denver Broncos. During his time in Denver, he played in 60 games, including 48 starts, and totaled 93 tackles, 5.5 sacks and 17 tackles for loss.

Originally a first-round selection (28th overall) by the Broncos in the 2013 NFL Draft, Williams became a starter in a defense that finished in the NFL's top four overall rankings (yards allowed) in each season from 2014–2016, including the top ranked defense in 2015. The 2014 Broncos defense ranked second in the NFL against the run, as they set a franchise record for fewest rushing yards allowed in a season.

Williams also possesses extensive playoff experience. He participated in seven postseason contests (six starts) with the Broncos, including Super Bowl 50 and Super Bowl XLVII.

A native of Jefferson City, Mo., Williams played the final two years of his college career at the University of North Carolina. He began his college career at Coffeyville Community College.

#### 2017 Preseason Highlights:

- **Against Carolina (8/19)**, started at nose tackle.
- **At Kansas City (8/31)**, started at nose tackle.

#### Williams' 2017 Preseason Statistics:

Year	Team	GP	GS	Tackle	Sack	TFL	Int	PD	FF	FR
2017	Ten	4	2	2	0.0	0	0	0	0	0

#### Williams' Career Regular Season Statistics:

Year	Team	GP	GS	Tackle	Sack	TFL	QBP	Int	PD	FF	FR
2013	Den	13	4	19	2.0	5	-	0	0	0	1
2014	Den	16	13	21	0.0	0	-	0	1	0	0
2015	Den	15	15	25	2.5	0	-	0	0	0	0
2016	Den	16	16	29	1.0	0	-	0	1	0	0
2017	Ten	0	0	0	0.0	0	0	0	0	0	0
<b>Totals</b>		<b>60</b>	<b>48</b>	<b>94</b>	<b>5.5</b>	<b>5</b>	<b>-</b>	<b>0</b>	<b>2</b>	<b>0</b>	<b>1</b>

#### Williams' Regular Season Single-Game Highs:

**Tackles** - 5 (Three times, last at Oakland, 11/6/16)  
**Sacks** - 1 (Five times, last at Tampa Bay, 10/2/16)  
**Fumble Recovery** - 1 at Oakland (12/29/13)

## MORE TITANS DEFENSIVE LINEMEN

#### 95 - DE DAVID KING (6-4, 281, 2nd Year, Oklahoma)

- **David King** was acquired by the Titans in a trade with the Kansas City Chiefs on Sept. 1, 2017.
- King was originally selected by the Philadelphia Eagles in the seventh round of the 2013 NFL Draft. He later joined the Cincinnati Bengals (2013–2014), Seattle Seahawks (2014–2015) and the Chiefs (2015–2017).
- Prior to joining the Titans, he played in 10 total NFL games and tallied four tackles, one tackle for loss, 1.5 sacks and two passes defended.
- In 2016, he spent time with the Chiefs on the practice squad and on the 53-man roster. He appeared in two games in a reserve role.
- In four years at Oklahoma, he saw action in 43 games, including 21 starts. He accumulated 75 tackles and 5.5 sacks.
- As a senior, he was named second-team All-Big 12 by the league's coaches.
- King is a native of Houston, Texas.





## TITANS LINEBACKERS

No.	Name	Ht	Wt	Exp	College
53	Bates, Daren	5-11	225	5	Auburn
55	Brown, Jayon	6-0	226	R	UCLA
44	Carraway, Josh	6-3	242	R	Texas Christian
93	Dodd, Kevin	6-5	277	2	Clemson
91	Morgan, Derrick	6-4	261	8	Georgia Tech
51	Ochi, Victor (IR)	6-1	242	1	Stony Brook
98	Orakpo, Brian	6-4	257	9	Texas
50	Palmer, Nate	6-2	248	5	Illinois State
58	Walden, Erik	6-2	250	10	Middle Tennessee St.
52	Wallace, Aaron	6-2	242	2	UCLA
54	Williamson, Avery	6-1	246	4	Kentucky
59	Woodyard, Wesley	6-0	233	10	Kentucky

## #91 • OLB DERRICK MORGAN

[CLICK FOR COMPLETE BIO \(PDF\)](#)



Derrick Morgan (6-3, 261) is in his eighth NFL season. He was selected by the Titans with the 16th overall draft choice in the 2010 NFL Draft, and in March 2015, he was re-signed as an unrestricted free agent.

Through the 2016 campaign, Morgan ranked 10th in franchise history with 36.5 career sacks.

In 2016, Morgan started 15 games and set a career high with nine sacks, which ranked sixth among AFC linebackers. He also led the team and set a career high with 56 quarterback pressures, more than doubling his previous career high of 27 quarterback pressures in 2014.

Morgan's 2015 campaign came to an end when he was placed on injured reserve on Dec. 17 with a shoulder injury. Prior to the injury, he appeared in 10 games and registered 34 tackles, 4.5 sacks, 13 quarterback pressures, six tackles for loss, two passes defended and a forced fumble.

In 2014, Morgan produced at the time the biggest numbers of his career after switching from a 4-3 defensive end to a 3-4 outside linebacker. He started all 16 games for the second time in his career and led the squad with 6.5 sacks. His 27 quarterback pressures and 13 tackles for loss tied for the team lead and set new career highs. Also, his nine passes defended and two forced fumbles set career highs.

In 2013, Morgan played in 15 games with 14 starts at defensive end and ranked second on the team with six sacks, eight quarterback pressures and three tackles for loss (tied). His totals also included 54 tackles, one pass defended, one forced fumble and one fumble recovery.

In 2012, Morgan started all 16 games for the first time in his career and led the Titans with 6.5 sacks and 19 quarterback pressures. He also set a career high with 68 tackles and added five tackles for loss, five passes defended, a forced fumble and a fumble recovery.

Morgan played in 15 games in 2011 and led the Titans with 20 quarterback pressures. He added 47 tackles, 2.5 sacks, three tackles for loss and two passes defended.

As a rookie, an ACL tear ended his season after only four games.

In three seasons at Georgia Tech, the Coatesville, Pa., native totaled 115 tackles, 19.5 sacks, 29.5 tackles for loss, five passes defended, six fumble recoveries and two forced fumbles in 39 games. He started the final 27 consecutive games of his college career at left defensive end. Prior to entering the NFL after his junior season, he was named the ACC Defensive Player of the Year with an ACC-high 12.5 sacks.



## #93 • OLB KEVIN DODD

[CLICK FOR COMPLETE BIO \(PDF\)](#)



Kevin Dodd is in his second NFL season. He was selected by the Titans with the 33rd overall draft choice in the second round of the 2016 NFL Draft.

The 6-foot-5-inch, 277-pounder transitioned to a 3-4 outside linebacker with the Titans after playing defensive end at Clemson.

In 2016, after appearing in nine games with one start, Dodd was placed on injured reserve on Dec. 6, ending his rookie campaign due to a foot injury. His totals for the season included nine tackles, one sack, four quarterback pressures and one tackle for loss.

With the Tigers, Dodd served as a reserve in his first three seasons before bursting on the scene as one of the country's top pass rushers during his redshirt junior campaign. His career totals included 107 tackles, 26.5 sacks for loss and 12 sacks over 39 career games.

In his final collegiate campaign, the Greenville, S.C., native started all 15 games and tallied 12 sacks, 23.5 stops for loss, 86 total tackles and 13 quarterback pressures. He ranked in the national top 10 in sacks, and only teammate Shaq Lawson ranked ahead of him nationally in tackles for loss. He was named honorable mention All-ACC by the media after starting all 15 games and registering 86 tackles, 23.5 for loss and 12 sacks.

In the National Championship Game against Alabama, he produced a career-high five tackles for loss and three sacks, both of which set Clemson single-game postseason records.

He is a native of Greenville, S.C.

### 2017 Preseason Highlights:

- **Against Chicago (8/27)**, recorded a tackle for loss.
- **At Kansas City (8/31)**, helped end a Kansas City threat by recovering a Patrick Mahomes fumble in the second quarter.

### Dodd's 2017 Preseason Statistics:

Year	GP	GS	Tackle	Sack	TFL	Int	PD	FF	FR
2017	4	1	5	0.0	1	0	0	0	1

### Dodd's Career Regular Season Statistics:

Year	GP	GS	Tackle	Sack	TFL	QBP	Int	PD	FF	FR
2016	9	1	9	1.0	1	4	0	0	0	0
2017	0	0	0	0.0	0	0	0	0	0	0
<b>Totals</b>	<b>9</b>	<b>1</b>	<b>9</b>	<b>1.0</b>	<b>1</b>	<b>4</b>	<b>0</b>	<b>0</b>	<b>0</b>	<b>0</b>

### Dodd's Regular Season Single-Game Highs:

**Tackles** - 6 at Detroit (9/18/16)

**Sacks** - 1 at Detroit (9/18/16)

**Quarterback Pressures** - 4 at Detroit (9/18/16)



## Morgan's 2017 Preseason Statistics:

Year	GP	GS	Tackle	Sack	TFL	Int	PD	FF	FR
2017	3	3	2	0.0	0	0	0	0	0

## Morgan's Career Regular Season Statistics:

Year	GP	GS	Tackle	Sack	TFL	QBP	Int	PD	FF	FR
2010	4	0	10	1.5	0	1	0	1	0	0
2011	15	10	47	2.5	3	20	0	2	0	0
2012	16	16	68	6.5	5	19	0	5	1	1
2013	15	14	54	6.0	3	8	0	1	1	1
2014	16	16	82	6.5	13	27	0	9	2	0
2015	10	9	34	4.5	6	13	0	2	1	0
2016	15	15	50	9.0	4	56	0	1	0	0
2017	0	0	0	0.0	0	0	0	0	0	0
<b>Totals</b>	<b>91</b>	<b>80</b>	<b>343</b>	<b>36.5</b>	<b>34</b>	<b>144</b>	<b>0</b>	<b>21</b>	<b>5</b>	<b>2</b>

## Morgan's Regular Season Single-Game Highs:

Tackles - 13 at Philadelphia (11/23/14)

Sacks - 2 (Four times, last at Miami, 10/9/16)

Quarterback Pressures - 9 (Twice, last at Indianapolis, 11/20/16)

Fumble Recovery - 1 at Buffalo (10/21/12)

Forced Fumble - 1 (Four times, last at Jacksonville, 12/18/14)

Tackles For Loss - 3 (Twice, last vs. Indianapolis, 12/28/14)

## FRANCHISE SACK LEADERS

Derrick Morgan ranks among the franchise's all-time leaders in career sacks. He is currently 10th in franchise annals with 36.5 career sacks.

## Most career sacks, franchise history:

Player	Position	Seasons	Sacks*
1. Elvin Bethea	DE	1968–83	105.0
2. Ray Childress	DT	1985–95	75.5
3. Jesse Baker	DE	1979–87	66.0
4. William Fuller	DE	1986–93	59.0
5. Sean Jones	DE	1988–93	57.5
6. Jevon Kearse	DE	1999–03, 2008–09	52.0
7. Robert Brazile	LB	1975–84	48.0
8. Ted Washington	LB	1973–82	45.0
9. Kyle Vanden Bosch	DE	2005–09	38.5
10. Derrick Morgan	OLB	2010–17	36.5
11. Jurrell Casey	DT	2011–17	33.0

\* Individual sacks became an official statistic in 1982. Sacks recorded prior to 1982 are unofficial.

## SACKS BY TITANS/OILERS LINEBACKERS

In 2016, outside linebackers **Brian Orakpo** and **Derrick Morgan** turned in two of the top sack totals in franchise history among linebackers. Orakpo's current sack total is the highest by a Titans/Oilers linebacker since sacks became an official statistic in 1982. Morgan was not far from Orakpo's pace and was second in team annals among linebackers.

Prior to the 2014 season, Morgan switched from a 4-3 defensive end to a 3-4 outside linebacker, and in his first season in the new position, he led the team with 6.5 sacks.

In 2015, Orakpo arrived in Tennessee and registered seven sacks.

## Franchise linebackers with 5.0 sacks in a season since 1982:

Linebacker	Season	Sacks
1. <b>Brian Orakpo</b>	<b>2016</b>	<b>10.5</b>
2. <b>Derrick Morgan</b>	<b>2016</b>	<b>9.0</b>
3. Lamar Lathon	1994	8.5
4. Johnny Meads	1988	8.0
5. <b>Brian Orakpo</b>	<b>2015</b>	<b>7.0</b>
6. <b>Derrick Morgan</b>	<b>2014</b>	<b>6.5</b>
Robert Brazile	1982	6.5
8. Akeem Ayers	2012	6.0
Mike Barrow	1996	6.0
Eddie Robinson	1999	6.0
11. Zach Brown	2012	5.5
Greg Favors	2000	5.5

## TITANS SACK LEADERS SINCE 2010

Since entering the NFL in 2010 as a first-round pick, **Derrick Morgan** leads the Titans with 36.5 sacks. The next closest total is held by defensive lineman **Jurrell Casey**, who has 33 sacks in the same time period.

Morgan had at least 4.5 sacks in every season from 2012 through 2016.

## Most sacks among Titans players, 2010–2016:

Player	Sacks
1. <b>Derrick Morgan</b>	<b>36.5</b>
2. Jurrell Casey	33.0
3. Karl Klug	20.0
4. Brian Orakpo	17.5
5. Jason Babin	12.5

## TOP SACK TANDEM

Together, outside linebackers **Brian Orakpo** and **Derrick Morgan** combined for 19.5 sacks in 2016. Orakpo led the team with 10.5 sacks, while Morgan contributed nine sacks.

Among all defensive tandems in the NFL, Orakpo and Morgan had the seventh-best sack total.

## Most combined sacks by two NFL teammates in 2016 (includes team's top two sack producers):

Sacks by Top Two Players			
Team	Two Players	Player 1	Player 2
1. Arizona	23.5	Markus Golden - 12.5	Chandler Jones - 11.0 (Calais Campbell - 8.0)
2. Seattle	21.5	Cliff Avril - 11.5	Frank Clark - 10.0
Denver	21.5	Von Miller - 13.5	Shane Ray - 8.0
4. Minnesota	20.5	Danielle Hunter - 12.5	Everson Griffen - 8.0 (Brian Robison - 7.5)
5. Washington	20.0	Ryan Kerrigan - 11	Trent Murphy - 9.0
Atlanta	20.0	Vic Beasley - 15.5	Adrian Clayborn - 4.5
7. <b>Tennessee</b>	<b>19.5</b>	<b>Brian Orakpo 10.5</b>	<b>Derrick Morgan - 9.0</b>
8. San Diego	18.5	Joey Bosa - 10.5	Melvin Ingram - 8.0
Green Bay	18.5	Nick Perry - 11.0	Julius Peppers - 7.5
Buffalo	18.5	Lorenzo Alexander - 12.5	Jerry Hughes - 6.0

The total by Orakpo and Morgan was the best for any Titans duo since 2007, when defensive ends **Jason Babin** (12.5) and **Dave Ball** (7.0) combined for 19.5 sacks. Orakpo and Morgan tied for the third-most sacks by a pair of teammates in the "Titans era" of the team's history (1999–present).

## Most combined sacks by the Titans' top two sack producers in a season, 1999–present:

Sacks by Top Two Players			
Season	Two Players	Player 1	Player 2
1. 1999	20.5	Jevon Kearse - 14.5	Eddie Robinson - 6.0
2. 2007	20.0	Kyle Vanden Bosch - 12.0	Antwon Odom - 8.0
3. <b>2016</b>	<b>19.5</b>	<b>Brian Orakpo - 10.5</b>	<b>Derrick Morgan - 9.0</b>
2010	19.5	Jason Babin - 12.5	Dave Ball - 7.0
2000	19.5	Jevon Kearse - 11.5	Kenny Holmes - 8.0
6. 2005	19.0	Kyle Vanden Bosch - 12.5	Travis LaBoy - 6.5
7. 2002	18.0	Kevin Carter - 10.0	Carlos Hall - 8.0

## #98 • OLB BRIAN ORAKPO

[CLICK FOR COMPLETE BIO \(PDF\)](#)

Outside linebacker **Brian Orakpo** (6-4, 257) completed his eighth NFL season and his second campaign with the Titans in 2016. He was signed as an unrestricted free agent on March 13, 2015.

In his first two years in Tennessee, Orakpo was one of two Titans (**DaQuan Jones**) to start all 32 games, and he led the team over that period with a total of 17.5 sacks. His teammates voted him a defensive captain in both 2015 and 2016.

In 2016, he led the defense with 10.5 sacks, the second-highest total of his career. He ranked second on the team with a career-high 49 quarterback pressures and added 55 tackles, four tackles for loss, five passes defended and one forced fumble. At the conclusion of the year, he was named to his fourth career Pro Bowl (first with the Titans).

In 2015, Orakpo started all 16 games for the first time since 2011. His seven sacks tied for the team lead, and he led the squad with 37 quarterback pressures and 12 tackles for loss.

Orakpo spent the previous six years as a member of the Washington Redskins, who selected him in the first round (13th overall) of the 2009 NFL Draft. During his time in Washington, Orakpo was named to the Pro Bowl three times (2009, 2010 and 2013). His career totals in Washington included 40 sacks, 255 tackles, one interception, 17 passes defended, six forced fumbles and three fumble recoveries in 71 starts. He recorded eight multi-sack games.

As a rookie in 2009, he earned Pro Bowl honors and set a Redskins rookie record with 11 sacks, which also led all NFL rookies.

For each of his first three seasons in Washington, Orakpo led or tied for the team lead in sacks, but he missed most of the 2012 and 2014 seasons with pectoral injuries.

In 2013, he earned his third Pro Bowl selection, as he registered 10 sacks, 60 tackles, one interception return for touchdown, 18 quarterback hits, 16 tackles for loss and two fumble recoveries.

A native of Houston, Texas, Orakpo was drafted by the Redskins out of the University of Texas, where he finished his college career with 22 sacks. He was a multiple award winner in college, including the Nagurski (nation's top defensive player), Lombardi (nation's top lineman) and the Hendricks (nation's top defensive end). He was a part of the Texas team that won the National Title at the conclusion of the 2005 season.

## Orakpo's 2017 Preseason Statistics:

Year	Team	GP	GS	Tackle	Sack	TFL	Int	PD	FF	FR
2017	Ten	3	3	1	0.0	0	0	0	0	0

## Orakpo's Career Regular Season Statistics:

Year	Team	GP	GS	Tackle	Sack	TFL	QBP	Int	PD	FF	FR
2009	Was	16	16	61	11.0	13	20	0	1	1	0
2010	Was	15	15	78	8.5	9	47	0	2	1	0
2011	Was	16	16	66	9.0	7	35	0	5	3	1
2012	Was	2	2	8	1.0	1	3	0	3	1	0
2013	Was	15	15	70	10.0	15	42	1	5	0	2
2014	Was	7	7	28	0.5	1	9	0	1	0	0
2015	Ten	16	16	64	7.0	12	37	0	5	1	0
2016	Ten	16	16	55	10.5	4	49	0	5	1	0
2017	Ten	0	0	0	0.0	0	0	0	0	0	0
<b>Totals</b>		<b>103</b>	<b>103</b>	<b>430</b>	<b>57.5</b>	<b>62</b>	<b>242</b>	<b>1</b>	<b>27</b>	<b>8</b>	<b>3</b>

## Orakpo's Regular Season Single-Game Highs:

**Tackles** - 8 (Four times, last at Miami, 10/9/16)

**Sacks** - 4 at Oakland (12/13/09)

**Interceptions** - 1 vs. Chicago (10/20/13)

**Forced Fumble** - 1 (Eight times, last at Jacksonville, 12/24/16)

**Fumble Recovery** - 1 (Three times, last at Atlanta, 12/15/13)

**Passes Defensed** - 3 at New Orleans (9/9/12)



## SACKS BY AFC LINEBACKERS IN 2016

In 2016, Titans outside linebacker **Brian Orakpo** tied for 13th in the NFL with 10.5 sacks, and he was ninth among all linebackers.

In the AFC, Orakpo's sack total ranked sixth overall and fourth among linebackers.

## Sack leaders in 2016 among AFC linebackers:

Player	Team	Sacks
1. Von Miller	Den	13.5
2. Lorenzo Alexander	Buf	12.5
3. Erik Walden	Ind	11.0
4. <b>Brian Orakpo</b>	<b>Ten</b>	<b>10.5</b>
5. Dee Ford	KC	10.0
6. <b>Derrick Morgan</b>	<b>Ten</b>	<b>9.0</b>
7. Melvin Ingram	SD	8.0
Shane Ray	Den	8.0
Terrell Suggs	Bal	8.0
10. Whitney Mercilus	Hou	7.5

## SACKS BY AFC LINEBACKERS IN 2015

Titans outside linebacker **Brian Orakpo** tied for sixth in the AFC among linebackers with seven sacks in 2015.

## Sack leaders in 2015 among AFC linebackers:

Player	Team	Sacks
1. Whitney Mercilus	Hou	12.0
2. Von Miller	Den	11.0
3. Melvin Ingram	SD	10.5
4. Justin Houston	KC	7.5
DeMarcus Ware	Den	7.5
6. <b>Brian Orakpo</b>	<b>Ten</b>	<b>7.0</b>
Robert Mathis	Ind	7.0
8. Tamba Hali	KC	6.5
9. Jerry Attaochu	SD	6.0
Elvis Dumervil	Bal	6.0





## #58 • OLB ERIK WALDEN

[CLICK FOR COMPLETE BIO \(PDF\)](#)

Outside linebacker **Erik Walden** (6-2, 250) is in his 10th NFL season and his first campaign with the Titans. He was signed as an unrestricted free agent on July 28, 2017.

Prior to arriving in Tennessee, Walden spent nine previous seasons with a total of four NFL franchises, including the last four seasons with the Indianapolis Colts. His career totals before joining the Titans included 86 starts, 32 career sacks, two interceptions and seven forced fumbles in 129 career games.

In 2016 with the Colts, he posted a career-high 11.0 sacks, which ranked eighth in the NFL and tied for the ninth most in a season in Colts history. He added 46 tackles, three forced fumbles and nine tackles for loss.

Walden was drafted in the sixth round of the 2008 NFL Draft by the Dallas Cowboys. He went on to play for the Kansas City Chiefs (2008), Miami Dolphins (2008-10) and Green Bay Packers (2010-12) before going to the Colts.

A native of Dublin, Ga., Walden was a two-time All-Sun Belt selection as a defensive end at Middle Tennessee State and finished his career with 22.5 sacks to become the school's all-time leader.

## Walden's 2017 Preseason Statistics:

Year	Team	GP	GS	Tackle	Sack	TFL	Int	PD	FF	FR
2017	Ten	4	1	4	0.0	0	0	0	0	0

## Walden's Career Regular Season Statistics:

Year	Team	GP	GS	Tackle	Sack	TFL	QBP	Int	PD	FF	FR
2008	KC/Mia	15	0	0	0.0	-	-	0	0	0	0
2009	Mia	11	0	0	0.0	-	-	0	0	0	0
2010	Mia/GB	11	2	31	3.0	-	-	0	1	0	0
2011	GB	16	15	86	3.0	-	-	0	2	1	1
2012	GB	15	9	71	3.0	-	-	2	4	0	0
2013	Ind	15	15	58	3.0	-	-	0	3	1	1
2014	Ind	15	14	57	6.0	-	-	0	0	1	0
2015	Ind	15	15	57	3.0	-	-	0	0	1	0
2016	Ind	16	16	46	11.0	-	-	0	0	3	0
2017	Ten	0	0	0	0.0	0	0	0	0	0	0
<b>Totals</b>		<b>129</b>	<b>86</b>	<b>406</b>	<b>32.0</b>	<b>-</b>	<b>-</b>	<b>2</b>	<b>10</b>	<b>7</b>	<b>2</b>

## Walden's Regular Season Single-Game Highs:

**Tackles** - 16 vs. Chicago (1/2/11)

**Sacks** - 3 vs. Chicago (1/2/11)

**Interceptions** - 1 (Twice, last vs. Tennessee 12/23/12)

**Forced Fumble** - 2 vs. San Diego (9/25/16)

**Fumble Recovery** - 1 (Twice, last vs. Seattle 10/6/13)

**Passes Defensed** - 2 at Indianapolis (10/7/12)



statistics also included 3.5 sacks, 13 quarterback pressures and an interception.

In 2014, Williamson had one of the most productive seasons of any Titans defensive rookie in recent memory. Even though he did not record his first start until Week 5, he produced 107 tackles to rank third on the team in 2014 and record the highest tackle total by a rookie in the "Titans era" (1999–present). He added three sacks, eight quarterback pressures, eight tackles for loss, four passes defensed, two fumble recoveries and seven stops on special teams.

During a four-year career at Kentucky, Williamson played in 49 games with 21 starts. He finished his career with 296 total tackles, including double-digit tackles in 12 career contests. After primarily serving on special teams in his first two years, he went over the 100-tackle mark as a junior and senior.

As a senior in 2013, he was a team captain and led the squad in tackles for the second consecutive season. His 102 tackles tied for fourth place in the SEC, and he was named All-SEC second team by Associated Press.

The Milan, Tenn., native grew up as a Titans fan.

## Williamson's 2017 Preseason Statistics:

Year	GP	GS	Tackle	Sack	TFL	Int	PD	FF	FR
2017	3	3	4	0.0	1	0	0	0	0

## Williamson's Career Regular Season Statistics:

Year	GP	GS	Tackle	Sack	TFL	QBP	Int	PD	FF	FR
2014	16	12	107	3.0	8	8	0	4	0	2
2015	15	15	137	3.5	9	13	1	1	0	0
2016	16	16	149	2.0	6	9	1	1	1	0
2017	0	0	0	0.0	0	0	0	0	0	0
<b>Totals</b>	<b>47</b>	<b>43</b>	<b>393</b>	<b>8.5</b>	<b>23</b>	<b>30</b>	<b>2</b>	<b>6</b>	<b>1</b>	<b>2</b>

## Williamson's Regular Season Single-Game Highs:

**Tackles** - 16 vs. Carolina (11/15/15)

**Sacks** - 2 vs. Pittsburgh (11/17/14)

**Tackle For Loss** - 3 (Twice, last at Jacksonville, 11/19/15)

**Quarterback Pressures** - 3 vs. Pittsburgh (11/17/14)

**Interceptions** - 1 (Twice, last vs. Oakland, 9/25/16)

**Forced Fumble** - 1 vs. Denver (12/11/16)

**Fumble Recovery** - 1 (Twice, last at Washington, 10/19/14)

**Passes Defensed** - 2 vs. Cleveland (10/5/14)

## CONSECUTIVE SEASONS LEADING TEAM

In 2016, **Avery Williamson** led the Titans with a career-high 149 tackles, marking the second consecutive season he led the team in total stops.

Williamson recorded his third consecutive 100-tackle season to begin his career. Previously in the "Titans era" (1999–present), no other player began his career with two consecutive 100-tackle seasons.

## Titans tackle leaders in 2016 (by total tackles):

Player	Pos	Total	Solo	Assist
1. <b>Avery Williamson</b>	<b>ILB</b>	<b>149</b>	<b>76</b>	<b>73</b>
2. Wesley Woodyard	ILB	88	52	36
3. Sean Spence	LB	77	41	36
4. Jason McCourty	CB	64	56	8
5. Kevin Byard	S	63	42	21

## Titans tackle leaders in 2015 (by total tackles):

Player	Pos	Total	Solo	Assist
1. <b>Avery Williamson</b>	<b>ILB</b>	<b>137</b>	<b>79</b>	<b>58</b>
2. Wesley Woodyard	ILB	110	70	40
3. Michael Griffin	S	101	67	34
4. Zach Brown	ILB	98	65	33
5. Jurrell Casey	DT	86	48	38

## #54 • ILB AVERY WILLIAMSON


[CLICK FOR COMPLETE BIO \(PDF\)](#)

Linebacker **Avery Williamson** (6-1, 246) is in his fourth NFL season in 2016. He was selected by the Titans in the fifth round (151st overall) of the 2014 NFL Draft.

During his first three campaigns, Williamson accumulated a team-high 393 tackles, increasing his total from 107 tackles as a rookie, to 137 tackles in 2015, and finally to 149 stops in 2016. The next closest three-year tackle total to his during that time was 332 (**Wesley Woodyard**).

In 2016, Williamson started all 16 games for the first time in his career, and his 149 tackles were the most by a member of the Titans since **Stephen Tulloch's** 169 stops in 2010. In addition, he posted two sacks, six tackles for loss, nine quarterback pressures, one interception and one forced fumble.

Williamson started 15 games in 2015 and led the team in tackles for the first time. He became the first defender in the "Titans era" (1999–present) to begin his career with two consecutive 100-tackle seasons. His 2015





## 16 TACKLES IN A GAME

Against the Carolina Panthers on Nov. 15, 2015, **Avery Williamson** was credited with 16 tackles, as determined by the defensive coaching staff's film review\*. He had nine solo stops and seven assists.

In the "Titans era" (since 1999), Williamson is only the ninth player to record 16 tackles in a game, and he was the first to accomplish the feat since **Michael Griffin** had 18 total stops at San Diego on Sept. 16, 2012.

**Most total tackles in a game by a Titans defender, 1999–present (all totals from coaches' film review):**

Player	Date	Opponent	Total Tackles*
1. Brad Kassell	Jan. 2, 2005	Detroit	19
Keith Bulluck	Sept. 28, 2003	at Pittsburgh	19
3. Michael Griffin	Sept. 16, 2012	at San Diego	18
Jordan Babineaux	Oct. 23, 2011	Houston	18
5. Stephen Tulloch	Dec. 5, 2010	Jacksonville	17
Peter Sirmon	Dec. 7, 2003	Indianapolis	17
7. <b>Avery Williamson</b>	<b>Nov. 15, 2015</b>	<b>Carolina</b>	<b>16</b>
Keith Bulluck	Oct. 5, 2003	at New England	16
Keith Bulluck	Oct. 27, 2002	at Cincinnati	16

\* Tackle statistics compiled by coaches often differ from press box tallies from the same game.

## TACKLES BY TITANS ROOKIES SINCE 1999

Titans rookie inside linebacker **Avery Williamson** began the 2014 season as a reserve. In Week 5 against Cleveland, he recorded his first career start and started every contest for the rest of the year.

Williamson finished the 2014 campaign with 107 tackles—more than any other rookie for the team since 1999. In the franchise's 16 years as the Titans, the previous defensive rookie with the most tackles was cornerback **Alterraun Verner** with 103 stops in 2010.

**Most tackles by a Titans rookie, 1999–2016:**

Player	Position	Season	Total	Solo	Assist
1. <b>Avery Williamson</b>	<b>LB</b>	<b>2014</b>	<b>107</b>	<b>55</b>	<b>52</b>
2. Alterraun Verner	CB	2010	103	76	27
3. Zach Brown	LB	2012	93	70	23
4. Akeem Ayers	LB	2011	88	66	22
5. Jevon Kearse	DE	1999	85	59	26
6. Colin McCarthy	LB	2011	76	61	15
7. Jurrell Casey	DT	2011	74	41	33
8. Carlos Hall	DE	2002	70	43	27
9. Tank Williams	S	2002	69	55	14
10. Kevin Byard	S	2016	63	42	21

*Note: Tackle statistics for the Titans are compiled from coaches' film study after each game. They sometimes differ from the "press box statistics" tallied at each game.*

## WILLIAMSON AND THE 2014 ROOKIE CLASS

**Avery Williamson** played in all 16 games as a rookie, including starts in each of the final 12 games of the season. His statistics included 107 tackles, three sacks and two fumble recoveries.

Among rookies, Williamson's tackle tally ranked fourth in the NFL, according to tackle statistics published by NFL teams, which sometimes differ from "press box statistics." Williamson ranked behind only Baltimore's **C.J. Mosley** (129 tackles), San Francisco's **Chris Borland** (128) and Buffalo's **Preston Brown** (108).

Among rookie inside linebackers, Williamson and Mosley tied for the sack lead, and Williamson led the group in defensive fumble recoveries.

**Most tackles among ALL ROOKIES in 2014 (using team-published tackle statistics):**

Player	Team	Position	Total Tackles
1. C.J. Mosley	Baltimore	ILB	129
2. Chris Borland	San Francisco	ILB	128
3. Preston Brown	Buffalo	OLB	108
4. <b>Avery Williamson</b>	<b>Tennessee</b>	<b>ILB</b>	<b>107</b>
5. E.J. Gaines	St. Louis	CB	105
6. Anthony Hitchens	Dallas	OLB	100
7. Telvin Smith	Jacksonville	OLB	99
8. Christian Jones	Chicago	ILB	98
9. Ha Ha Clinton-Dix	Green Bay	FS	95
10. Khalil Mack	Oakland	OLB	84

**Most sacks by rookie INSIDE LINEBACKERS in 2014:**

Player	Team	Sacks
1. C.J. Mosley	Baltimore	3
2. <b>Avery Williamson</b>	<b>Tennessee</b>	<b>3</b>
3. Christian Jones	Chicago	2
4. Chris Kirksey	Cleveland	2

**Most defensive fumble recoveries by rookie INSIDE LINEBACKERS in 2014:**

Player	Team	Fumble Recoveries
1. <b>Avery Williamson</b>	<b>Tennessee</b>	<b>2</b>
2. Chris Borland	San Francisco	1
Christian Jones	Chicago	1
C.J. Mosley	Baltimore	1

## #59 • ILB WESLEY WOODYARD

[CLICK FOR COMPLETE BIO \(PDF\)](#)



Linebacker **Wesley Woodyard** (6-0, 233) is in his 10th NFL season and his fourth campaign with the Titans. He was signed as an unrestricted free agent on March 14, 2014.

Woodyard, who played in all 48 games during his first three seasons with the club, was named a team captain by his teammates in 2016 for the third time as a member of the Titans and for the ninth time in his career.

Woodyard started 10 times in 2016 and registered 88 tackles, two sacks, seven tackles for loss, eight quarterback pressures, one interception and six passes defended.

In 2015, he recorded 12 starts, finished second on the team with 110 tackles and ranked third on the squad with five sacks. He added nine quarterback pressures, seven tackles for loss, three passes defended, a forced fumble, a fumble recovery and six special teams tackles.

In 2014, Woodyard's totals in his first season with the Titans included 16 starts and a career-high 134 tackles, which led the team.

Woodyard joined the Titans after spending the first six years of his career with the Denver Broncos. He appeared in 87 regular-season games with 40 starts. For his Broncos career, he totaled 396 tackles, eight sacks, five interceptions, six forced fumbles and one fumble recovery.

As the middle linebacker from 2012-13, Woodyard started 24 total games and registered 197 tackles, seven sacks, four interceptions and three forced fumbles.

In 2012, Woodyard led the Broncos with a career-high 114 tackles. He ranked second on the squad in both 2013 (83) and 2011 (87).



Also in 2012, he was the only NFL player to record at least 100 tackles, five sacks and three interceptions. He was only the 12th NFL player to accomplish the feat over a 30-year span.

The LaGrange, Ga., native entered the NFL as an undrafted free agent out of the University of Kentucky. He earned first-team All-SEC honors during each of his final two seasons with the Wildcats.

#### 2017 Preseason Highlights:

➤ **Against Chicago (8/27)**, posted four tackles, including a sack and two tackles for loss. He dropped Bears quarterback Mike Glennon for a nine-yard sack in the second quarter.

#### Woodyard's 2017 Preseason Statistics:

Year	Team	GP	GS	Tackle	Sack	TFL	Int	PD	FF	FR
2017	Ten	3	3	5	1.0	3	0	0	0	0

#### Woodyard's Career Regular Season Statistics:

Year	Team	GP	GS	Tackle	Sack	TFL	QBP	Int	PD	FF	FR
2008	Den	16	6	54	0.0	NA	NA	0	1	1	0
2009	Den	16	0	35	0.0	NA	NA	1	2	1	0
2010	Den	11	3	23	1.0	NA	NA	0	0	0	0
2011	Den	15	7	87	0.0	NA	NA	0	2	2	0
2012	Den	15	14	114	5.5	NA	NA	3	6	1	1
2013	Den	14	10	83	1.5	NA	NA	1	4	1	0
2014	Ten	16	16	134	2.5	8	9	2	4	0	0
2015	Ten	16	12	110	5.0	7	9	0	3	1	1
2016	Ten	16	10	88	2.0	7	8	1	6	0	0
2017	Ten	0	0	0	0.0	0	0	0	0	0	0
<b>Totals</b>		<b>135</b>	<b>78</b>	<b>728</b>	<b>17.5</b>	<b>NA</b>	<b>NA</b>	<b>8</b>	<b>28</b>	<b>7</b>	<b>2</b>

#### Woodyard's Regular Season Single-Game Highs:

**Tackles** - 15 at New England (11/24/13)

**Sacks** - 1.5 vs. Cleveland (12/23/12)

**Interceptions** - 1 (Eight times, last at Chicago, 11/27/16)

**Forced Fumble** - 1 (Seven times, last at Cleveland, 9/20/15)

**Fumble Recovery** - 1 vs. San Diego (11/18/12)

**Passes Defensed** - 3 at Chicago (11/27/16)

## 2014 TITANS TACKLE LEADERS

Linebacker **Wesley Woodyard** finished first among Titans defenders with a career-high 134 tackles in 2014, his first season in Tennessee.

#### Titans tackle leaders in 2014 (by total tackles):

Player	Pos	Total	Solo	Assist
1. <b>Wesley Woodyard</b>	ILB	<b>134</b>	<b>66</b>	<b>68</b>
2. Michael Griffin	S	115	83	32
3. Avery Williamson	ILB	107	55	52
4. Jurrell Casey	DT	86	58	28
5. Jason McCourty	CB	85	77	8
6. Derrick Morgan	OLB	82	52	30
7. George Wilson	S	65	49	16
8. Blidi Wreh-Wilson	S	57	47	10
9. Sammie Hill	NT	47	30	17
10. Ropati Pitoitua	DE	45	21	24

## MORE TITANS LINEBACKERS

#### 53 - LB DAREN BATES (5-11, 225, 5th Year, Auburn)

➤ **Daren Bates** was signed by the Titans as an unrestricted free agent in the 2017 offseason.

➤ The 5-foot-11 inch, 225-pounder appeared in all 16 games with one start for the Oakland Raiders during the 2016 season. Bates played primarily on special teams.

➤ Bates was originally signed by the St. Louis Rams as an undrafted free agent following the 2013 NFL Draft.

➤ The Memphis, Tenn.. native appeared in 49 games at linebacker and safety over four seasons at Auburn.

#### 55 - LB JAYON BROWN (6-0, 226, Rookie, UCLA)

➤ **Jayon Brown** was selected by the Titans in the fifth round (155th overall) of the 2017 NFL Draft.

➤ The 6-foot, 226-pounder appeared in 49 games with 21 starts and totaled 220 tackles over four seasons at UCLA.

➤ A native of Long Beach, Calif., he led UCLA with 119 tackles in 2016, which tied for 16th on the school's all-time single-season leaderboard.

#### 2017 Preseason Highlights:

➤ **At New York Jets (8/12)**, totaled four tackles, including a tackle for loss.

➤ **Against Carolina (8/19)**, tipped a Derek Anderson pass that was then intercepted by linebacker Justin Staples in the first quarter.

➤ **Against Chicago (8/27)**, posted five tackles, including a tackle for loss.

➤ **At Kansas City (8/31)**, registered three tackles and a pair of stops on special teams.

#### 44 - OLB JOSH CARRAWAY (6-3, 242, Rookie, Texas Christian)

➤ **Josh Carraway** was selected by the Titans in the seventh round (227th overall) of the 2017 NFL Draft.

➤ The 6-foot-3 inch, 242-pounder played in 43 games at Texas Christian and posted 133 tackles and 19 sacks over four seasons.

➤ The Flower Mound, Texas, native registered a combined 17 sacks in his final two seasons and became the first player to lead the Horned Frogs in sacks in consecutive years since former first-round pick Jerry Hughes in 2008-09.

#### 2017 Preseason Highlights:

➤ **At Kansas City (8/31)**, tallied five tackles.

#### 50 - ILB/OLB NATE PALMER (6-2, 248, 5th Year, Illinois State)

➤ **Nate Palmer** was claimed off waivers by the Titans from the Green Bay Packers on April 11, 2016.

➤ In 2016, Palmer appeared in 14 games and led the team with 12 special teams tackles. On defense he tallied two tackles and one tackle for loss.

➤ Palmer spent his first three NFL seasons with the Green Bay Packers. He appeared in 24 games with 12 starts from 2013-15, while missing the entirety of his second season with an injury. He played both inside and outside linebacker during his time with the Packers.

➤ In 2015, he played in a career-best 16 games with 10 starts for Green Bay and registered career highs with 80 tackles, a sack, two quarterback pressures and three passes defensed.

➤ The Chicago, Ill., native was originally selected by the Green Bay Packers in the sixth round (193rd overall) of the 2013 NFL Draft.

#### 2017 Preseason Highlights:

➤ **At Kansas City (8/31)**, tied for the team lead with seven tackles.

#### 52 - OLB AARON WALLACE (6-2, 242, 2nd Year, UCLA)

➤ **Aaron Wallace** was selected by the Titans in the seventh round (222nd overall) of the 2016 NFL Draft.

➤ The 6-foot-2 inch, 242-pounder appeared in 10 games as a rookie during the 2016 season. He totaled 15 tackles, one sack and five quarterback pressures.

➤ During Wallace's career at UCLA, he waited for an opportunity to play regularly during his first three seasons and then became a mainstay for the Bruins as a senior. He played in 49 career games and recorded 12 starts. His career totals included 92 tackles, seven sacks, 12.5 tackles for loss and one pass defensed.

➤ He is a native of San Diego, Calif.

#### 2017 Preseason Highlights:

➤ **At New York Jets (8/12)**, finished second on the defense with five tackles, including a half sack and two tackles for loss (tied for team lead). In the fourth quarter, he shared a nine-yard sack of Bryce Petty with Mehdi Abdesmad.

➤ **Against Carolina (8/19)**, tallied a strip-sack late in the fourth quarter to get the ball back to the Titans offense for the game-winning score. He knocked the ball out of the hands of quarterback Garrett Gilbert, and defensive tackle Jimmy Staten recovered it at the Carolina three-yard line.



# TITANS CORNERBACKS

No.	Name	Ht	Wt	Exp	College
25	Jackson, Adoree'	5-11	185	R	Southern California
23	McCain, Brice	5-9	190	9	Utah
24	Reed, Kalan	5-11	192	1	Southern Miss
26	Ryan, Logan	5-11	195	5	Rutgers
36	Sims, LeShaun	6-0	203	2	Southern Utah
33	Smith, Tye	6-0	195	2	Towson

## #25 • CB ADOREE' JACKSON

[CLICK FOR COMPLETE BIO \(PDF\)](#)

Cornerback **Adoree' Jackson** (5-11, 185) was selected by the Titans with the 18th overall pick in the first round of the 2017 NFL Draft.

In three seasons at Southern California, Jackson appeared in 39 games with 36 starts. Although he was a starter at cornerback, he was a three-way threat, contributing as a returner and on offense. He scored 15 total touchdowns during his career in four different ways: via reception (6), interception (1), punt return (4) and kickoff return (4).

Jackson's career defensive totals with the Trojans included 139 tackles, 29 passes defended, six interceptions, six stops for loss, three fumble recoveries and two forced fumbles.

As a return specialist, Jackson notched 79 kickoff returns for 2,141 yards with four touchdowns and 46 punt returns for 578 yards with four touchdowns. He tied two NCAA records with his eight career touchdowns on kick/punt returns and nine touchdowns on all runbacks. He also set Southern California career records for kickoff returns and kickoff return yards.

As a junior in 2016, Jackson was awarded the Jim Thorpe Award as the nation's top defensive back. Additionally, he was a consensus All-American, the 2016 Pac-12 Defensive Player of the Year, a team captain and the team MVP (the first Trojan to repeat as team MVP since 2004-05), and he earned first-team All-Pac-12 honors at two different positions (defensive back and return specialist). He started all 13 games at cornerback and led the team with five interceptions, 11 passes defended and two fumble recoveries. He scored twice on kickoff returns, twice on punt returns and once on offense.

A native of East St. Louis, Ill., Jackson also made his name as a world-class track athlete. He was a long jumper and sprinter on USC's track team in 2015 and 2016, winning the Pac-12 outdoor long jump title both years (and placing second in the Pac-12 100 meters in 2016) and earning All-American status both years after twice placing fifth in the NCAA long jump. He also placed 10th in the long jump in the U.S. Olympic Trials.

### 2017 Preseason Highlights:

- **At New York Jets (8/12)**, posted three tackles on defense and returned two punts for six yards.
- **Against Chicago (8/27)**, started at cornerback for the first time during the preseason. He was credited with a team-high six tackles and added 10 yards on two punt returns and 23 yards on one kickoff return.

### Jackson's 2017 Preseason Defensive Statistics:

Year	Team	GP	GS	Tackle	Sack	TFL	Int	PD	FF	FR
2017	Ten	4	2	11	0.0	0	0	0	0	0

### Jackson's 2017 Preseason Punt/Kickoff Return Statistics:

Year	Team	PR	Yds	Avg	Lg	TD	KR	Yds	Avg	Lg	TD
2017	Ten	5	17	3.4	10	0	2	36	18.0	23	0

### Jackson's College Defensive Statistics:

Year	Team	GP	GS	Tackle	Sack	TFL	Int	PD	FF	FR
2014	USC	13	10	49	0.0	4	0	10	1	1
2015	USC	13	13	35	0.0	0	1	8	1	0
2016	USC	13	13	55	0.0	2	5	11	0	2
<b>Totals</b>		<b>39</b>	<b>36</b>	<b>139</b>	<b>0.0</b>	<b>6</b>	<b>6</b>	<b>29</b>	<b>2</b>	<b>3</b>

### Jackson's College Punt/Kickoff Return Statistics:

Year	Team	PR	Yds	Avg	Lg	TD	KR	Yds	Avg	Lg	TD
2014	USC	2	12	6.0	10	0	23	684	29.7	100t	2
2015	USC	24	251	10.5	45t	2	30	690	23.0	40	0
2016	USC	20	315	15.8	77t	2	26	767	29.5	100t	2
<b>Totals</b>		<b>46</b>	<b>578</b>	<b>12.6</b>	<b>77t</b>	<b>4</b>	<b>79</b>	<b>2,141</b>	<b>27.1</b>	<b>100t</b>	<b>4</b>

### Jackson's College Offensive Statistics:

Year	Team	Rec	Yds	Avg	Lg	TD	Rush	Yds	Avg	Lg	TD
2014	USC	10	138	13.8	71t	3	1	5	5.0	5	0
2015	USC	27	414	15.3	83t	2	7	36	5.1	27	0
2016	USC	2	76	38.0	52t	1	7	51	7.3	17	0
<b>Totals</b>		<b>39</b>	<b>628</b>	<b>16.1</b>	<b>83t</b>	<b>6</b>	<b>15</b>	<b>92</b>	<b>6.1</b>	<b>27</b>	<b>0</b>

## #23 • CB BRICE MCCAIN

[CLICK FOR COMPLETE BIO \(PDF\)](#)

Cornerback **Brice McCain** (5-9, 190) is in his ninth NFL season and his second campaign with the Titans. He was signed by the Titans as an unrestricted free agent on March 2, 2016.

In 2016, McCain played in all 16 games for the fourth time in his career and registered 10 starts at cornerback. He set a career high with 44 tackles and added two interceptions, 12 passes defended and one tackle for loss.

McCain was originally selected by the Houston Texans in the sixth round (188th overall) of the 2009 NFL Draft. He spent his first five NFL campaigns as a member of the Houston Texans and then played with the Pittsburgh Steelers in 2014 and Miami Dolphins in 2015. His career totals in his first seven seasons included 168 tackles, nine interceptions, 49 passes defended, a fumble recovery and 19 special teams stops in 100 games (30 starts).

McCain has been a part of three division-winning teams in his career. His Texans teams won the AFC South in 2011 and 2012, and he helped the Steelers win the AFC North in 2014.

In 2015, McCain saw action in 14 games in his only season in Miami and set a career high with 11 starts. He tallied 39 tackles, one interception and 10 passes defended.

In 2014, playing under defensive coordinator Dick LeBeau, McCain played in 14 games for the Steelers and registered a career-best three interceptions.

A native of Terrell, Texas, McCain played four seasons at the University of Utah, registering 49 games played and 39 starts. He earned All-Mountain West Conference honors as a defensive back in 2007 and 2008 and as a kick returner in 2006.





## McCain's 2017 Preseason Statistics:

Year	Team	GP	GS	Tackle	Sack	TFL	Int	PD	FF	FR
2017	Ten	4	0	3	0.0	0	0	0	0	0

## McCain's Career Regular Season Statistics:

Year	Team	GP	GS	Tackle	Sack	TFL	QBP	Int	PD	FF	FR
2009	Hou	16	1	11	0.0	NA	NA	1	3	0	0
2010	Hou	12	3	22	0.0	NA	NA	0	2	0	0
2011	Hou	16	0	25	0.0	NA	NA	2	13	0	0
2012	Hou	12	2	19	0.5	NA	NA	1	8	0	0
2013	Hou	16	4	28	0.0	NA	NA	1	7	0	0
2014	Pit	14	9	24	0.0	NA	NA	3	6	0	1
2015	Mia	14	11	39	0.0	NA	NA	1	10	0	0
2016	Ten	16	10	44	0.0	1	0	2	12	0	0
2017	Ten	0	0	0	0.0	0	0	0	0	0	0
<b>Totals</b>		<b>116</b>	<b>40</b>	<b>212</b>	<b>0.5</b>	<b>NA</b>	<b>NA</b>	<b>11</b>	<b>61</b>	<b>0</b>	<b>1</b>

## McCain's Regular Season Single-Game Highs:

**Tackles** - 8 at Kansas City (12/5/10)

**Interceptions** - 1 (11 times, last at Indianapolis, 11/20/16)

**Pass Defensed** - 4 (Twice, last vs. Philadelphia, 9/28/14)

**Forced Fumbles** - 1 (Twice, last vs. San Diego 1/2/11)

**Forced Recoveries** - 1 at Arizona (9/21/14)

## #26 • CB LOGAN RYAN

[CLICK FOR COMPLETE BIO \(PDF\)](#)

Cornerback **Logan Ryan** (5-11, 195) is in his fifth NFL season and his first campaign with the Titans. He was signed by the Titans as an unrestricted free agent on March 11, 2017.

Ryan spent his first four NFL seasons in New England, where he was a contributor to two Super Bowl titles. He played in 64 games with the Patriots, including 40 starts, and totaled 13 interceptions, 41 passes defensed, 251 tackles, two sacks and three forced fumbles. His 13 interceptions from 2013–2016 ranked seventh among NFL corners.

In 2016, Ryan led the Patriots in tackles (92), also adding two interceptions, 11 passes defensed and one sack as part of a defense that was ranked first in points allowed and eighth in yards allowed.

In 2013, he played all 16 regular season games with seven starts as a rookie. He led all NFL rookies and tied for the AFC lead with a career-high five interceptions.

A native of Voorhees, N.J., Ryan was a third-round pick by the Patriots in the 2013 NFL Draft following a four-year career at Rutgers. As a cornerback for the Scarlet Knights, he started 27 games and earned All-Big East honors as a junior and senior.

## 2017 Preseason Highlights:

➤ **Against Carolina (8/19)**, on Carolina's first offensive play, forced a fumble against wide receiver Devin Funchess, and safety Kevin Byard recovered the ball for the Titans.

## Ryan's 2017 Preseason Statistics:

Year	Team	GP	GS	Tackle	Sack	TFL	Int	PD	FF	FR
2017	Ten	3	3	4	0.0	0	0	0	1	0



## Ryan's Career Regular Season Statistics:

Year	Team	GP	GS	Tackle	Sack	TFL	QBP	Int	PD	FF	FR
2013	NE	16	7	41	1.5	-	-	5	10	1	0
2014	NE	16	6	36	0.0	-	-	2	6	1	0
2015	NE	16	14	82	0.0	-	-	4	14	0	0
2016	NE	16	13	92	1.0	-	-	2	11	1	0
2017	Ten	0	0	0	0.0	0	0	0	0	0	0
<b>Totals</b>		<b>64</b>	<b>40</b>	<b>251</b>	<b>2.5</b>	<b>-</b>	<b>-</b>	<b>13</b>	<b>41</b>	<b>3</b>	<b>0</b>

## Ryan's Regular Season Single-Game Highs:

**Tackles** - 17 vs. Buffalo (10/2/16)

**Interceptions** - 2 at Baltimore (12/22/13)

**Interception Long** - 79t at N.Y. Jets (10/20/13)

**Sacks** - 1.5 vs. Miami (10/27/13)

**Passes Defensed** - 4 at Denver (11/29/15)

**Forced Fumble** - 1 (Three times, last vs. Miami 9/18/16)

## INTERCEPTIONS BY CORNERBACKS SINCE '13

Since **Logan Ryan** was drafted by the New England Patriots in 2013, he ranks among the top cornerbacks in the NFL in interceptions. His 13 interceptions in that period of time put him in the top 10 at his position.

## Most interceptions by NFL cornerbacks, 2013–present:

Cornerback	Interceptions
1. Richard Sherman	18
2. Brent Grimes	17
3. Trumaine Johnson	14
Marcus Peters	14
Dominique Rodgers-Cromartie	14
Aqib Talib	14
7. <b>Logan Ryan</b>	<b>13</b>
Stephon Gilmore	13
9. Patrick Peterson	11
10. (several tied)	10

## #36 • CB LLESHAUN SIMS

[CLICK FOR COMPLETE BIO \(PDF\)](#)

Cornerback **LeShaun Sims** (6-0, 203) is in his second NFL season. He was selected by the Titans in the fifth round (157th overall) of the 2016 NFL Draft.

The Titans traded up in the fifth round of the draft to secure Sims, dealing sixth-round choices in 2016 and 2017 to the Denver Broncos and getting a fifth-rounder (Reed) and a seventh-round pick in return.

As a rookie, Sims appeared in 13 games, including starts in the final two weeks of the season. He totaled 18 tackles, one tackle for loss, one interception and six passes defensed. He added six stops and two fumble recoveries on special teams.

In four seasons at Southern Utah, he appeared in 47 total games with 46 starts, including starts in every game during his final three seasons. His career totals included 220 tackles, eight interceptions, 27 passes defensed, one forced fumble, five fumble recoveries and four tackles for loss.

In 2015, Sims was a first-team All-Big Sky performer, finishing the campaign with a pair of interceptions and 54 tackles. He helped the Thunderbirds win the conference title.

He is a native of Las Vegas, Nev.

## Sims' 2017 Preseason Statistics:

Year	GP	GS	Tackle	Sack	TFL	Int	PD	FF	FR
2017	4	3	7	0.0	0	0	1	0	0

## Sims' Career Regular Season Statistics:

Year	GP	GS	Tackle	Sack	TFL	QBP	Int	PD	FF	FR
2016	13	2	18	0.0	1	0	1	6	0	0
2017	0	0	0	0.0	0	0	0	0	0	0
<b>Totals</b>	<b>13</b>	<b>2</b>	<b>18</b>	<b>0.0</b>	<b>1</b>	<b>0</b>	<b>1</b>	<b>6</b>	<b>0</b>	<b>0</b>

**Sims' Regular Season Single-Game Highs:****Tackles** - 4 (Three times, last at Jacksonville, 12/24/16)**Interceptions** - 1 at Kansas City (12/18/16)**Passes Defensed** - 2 at Kansas City (12/18/16)**MORE TITANS CORNERBACKS****24 - CB KALAN REED (5-11, 192, 1st Year, Southern Mississippi)**

➤ **Kalan Reed** (5-11, 192) was drafted by the Titans in the seventh round (253rd overall) of the 2016 NFL Draft.

➤ He spent the first 12 weeks of his rookie season on the practice squad before being promoted to the 53-man roster on Nov. 28. He appeared in the final four games of the campaign and recorded one tackle on defense and one tackle on special teams.

➤ Reed was the final player picked in the 2016 NFL Draft, earning him the "Mr. Irrelevant" title.

➤ In four seasons at Southern Mississippi (2012-15), he played in 48 games with 39 starts and registered 152 career tackles, eight interceptions (three returned for touchdowns), 35 passes defensed and 8.5 tackles for loss.

➤ Although he spent most of his formative years in Birmingham, Ala., Reed lived in Nashville from the time he was two-years old until he was six.

**2017 Preseason Highlights:**

➤ **At New York Jets (8/12)**, led the team with six tackles.

➤ **Against Carolina (8/19)**, led the team with two passes defensed.

**33 - CB TYE SMITH (6-0, 195, 2nd Year, Towson)**

➤ **Tye Smith** was signed by the Titans as a free agent during the 2017 offseason.

➤ The 6-foot, 195-pounder spent the 2016 season as a member of the Seattle Seahawks and Washington Redskins practice squads.

➤ The Raleigh, N.C., native was originally selected by the Seattle Seahawks in the fifth round (170th overall) of the 2015 NFL Draft. He appeared in four games as a rookie for Seattle.

➤ He played four years at Towson, where he recorded five career interceptions and earned AP FCS All-America honors.

**TITANS SAFETIES**

No.	Name	Ht	Wt	Exp	College
31	Byard, Kevin	5-11	212	2	Middle Tennessee St.
37	Cyprien, Johnathan	6-0	223	5	Florida International
35	Riley, Curtis	6-0	190	3	Fresno State
21	Searcy, Da'Norris	5-11	207	7	North Carolina
41	Trawick, Brynden	6-2	225	5	Troy

**#31 • S KEVIN BYARD**[CLICK FOR COMPLETE BIO \(PDF\)](#)

Safety **Kevin Byard** (5-11, 212) is in his second NFL season. He was selected by the Titans in the third round (64th overall) of the 2016 NFL Draft.

As a rookie in 2016, Byard played in every game, starting the final seven contests at free safety. His 63 tackles were the most by a Titans rookie safety since **Tank Williams'** 69 tackles in 2002. Byard added one sack, three quarterback pressures, five tackles for loss (third on the team) and four passes defensed. He also ranked second on the squad with 10 special teams tackles.

During a four-year career at Middle Tennessee State University, he appeared in 49 games and notched 46 starts at safety while becoming one of the most prolific defenders in school history. He set school records with 19 career interceptions, 377 interception return yards and four interception returns for touchdowns, and he finished sixth in MTSU history with 312 career tackles. In total, he had a hand in 25 turnovers (19 interceptions, five forced fumbles and one fumble recovery) during his career and added 17 career passes defensed and five tackles for loss. He was twice named first-team All-Conference USA.

As a senior in 2015, Byard appeared in 12 games with nine starts as a permanent team captain and was named first-team All-Conference USA for the second consecutive year. He ranked fourth on the team with 66 tackles and led the squad with four interceptions and six additional pass breakups.

The Lithonia, Ga., native set a career high in college with six interceptions as a junior and forced two fumbles the same season.

**2017 Preseason Highlights:**

➤ **At New York Jets (8/12)**, registered four tackles and tied for the team lead with two tackles for loss.

➤ **Against Carolina (8/19)**, recovered a Devin Funchess fumble on Carolina's first offensive snap of the game.

**Byard's 2017 Preseason Statistics:**

Year	GP	GS	Tackle	Sack	TFL	Int	PD	FF	FR
2017	3	3	9	0.0	2	0	0	0	1





## Byard's Career Regular Season Statistics:

Year	GP	GS	Tackle	Sack	TFL	QBP	Int	PD	FF	FR
2016	16	7	63	1.0	5	3	0	4	0	0
2017	0	0	0	0.0	0	0	0	0	0	0
<b>Totals</b>	<b>16</b>	<b>7</b>	<b>63</b>	<b>1.0</b>	<b>5</b>	<b>3</b>	<b>0</b>	<b>4</b>	<b>0</b>	<b>0</b>

## Byard's Regular Season Single-Game Highs:

Tackles - 9 vs. Green Bay (11/13/16)

Sacks - 1 vs. Green Bay (11/13/16)

Tackles For Loss - 2 vs. Jacksonville (10/27/16)

Passes Defensed - 1 (four times, last vs. Houston, 1/1/17)

## #37 • S JOHNATHAN CYPRIEN

[CLICK FOR COMPLETE BIO \(PDF\)](#)

Safety **Johnathan Cyprien** (6-0, 223) is in his fifth NFL season and his first campaign with the Titans. He was signed by the Titans as an unrestricted free agent on March 10, 2017.

Cyprien spent the first four years of his career as a starter in the Jacksonville Jaguars secondary. In 60 games with the Jaguars—all starts—he totaled 442 tackles, and in three of his four years with the club, he finished as one of the team's top two tacklers, including 2014, when he led the team with 111 tackles. His Jaguars totals also included two sacks, two interceptions, four forced fumbles, two fumble recoveries and 15 passes defensed.

In 2016, Cyprien was a part of the NFL's sixth-ranked overall defense and its fifth-ranked pass defense. He started all 16 games for the first time in his career and posted a career-high 126 tackles, which ranked second on the team and led all NFL safeties.

A native of North Miami Beach, Fla., Cyprien was selected by the Jaguars in the second round of the 2013 NFL Draft following his career at Florida International University. He was a four-year starter for the Golden Panthers and set school records for career tackles (365) and forced fumbles (6).



## Cyprien's 2017 Preseason Statistics:

Year	Team	GP	GS	Tackle	Sack	TFL	Int	PD	FF	FR
2017	Ten	3	3	3	0.0	0	0	0	0	0

## Cyprien's Career Regular Season Statistics:

Year	Team	GP	GS	Tackle	Sack	TFL	QBP	Int	PD	FF	FR
2013	Jax	15	15	98	1.0	-	-	1	6	2	0
2014	Jax	15	15	111	0.0	-	-	0	3	0	0
2015	Jax	14	14	107	0.0	-	-	1	2	1	1
2016	Jax	16	16	126	1.0	-	-	0	4	1	1
2017	Ten	0	0	0	0.0	0	0	0	0	0	0
<b>Totals</b>		<b>60</b>	<b>60</b>	<b>442</b>	<b>2.0</b>	<b>-</b>	<b>-</b>	<b>2</b>	<b>15</b>	<b>4</b>	<b>2</b>

## Cyprien's Regular Season Single-Game Highs:

Tackles - 17 at Houston (12/18/16)

Interceptions - 1 (Twice, last vs. Indianapolis 12/13/15)

Sacks - 1 (Twice, last at Buffalo 11/27/16)

Forced Fumble - 1 (Four times, last vs. Minnesota 12/11/16)

Fumble Recovery - 1 (Twice, last at San Diego 9/18/16)

Passes Defensed - 3 at Indianapolis (12/29/13)



## TACKLES BY SAFETIES IN 2016

In his final season in Jacksonville, **Johnathan Cyprien** logged a career-high 126 total tackles. The figure was the highest in the NFL among safeties according to press box tackle tallies (does not take into account coaches' tackle figures).

## Most total tackles by NFL safeties in 2016 (press box totals):

Cornerback	Team	Total Tackles
1. <b>Johnathan Cyprien</b>	<b>Jacksonville</b>	<b>126</b>
2. Landon Collins	New York Giants	125
3. Antoine Bethea	San Francisco	110
4. Keanu Neal	Atlanta	105

## #21 • S DA'NORRIS SEARCY

[CLICK FOR COMPLETE BIO \(PDF\)](#)

Safety **Da'Norris Searcy** (5-11, 207) is in his seventh NFL season and his third season with the Titans. He was signed as an unrestricted free agent on March 12, 2015.

In 2016, Searcy logged a career-high 14 starts at strong safety. His season totals included 51 tackles, two tackles for loss, one interception, one fumble recovery and a career-high eight passes defensed.

During his first season in Tennessee, he appeared in 15 games with 13 starts. He totaled 54 tackles, a half sack, one quarterback pressure, one interception and four passes defensed.

Searcy arrived in Tennessee after spending four years with the Buffalo Bills, who selected him in the fourth round (100th overall) of the 2011 NFL Draft. His career totals in Buffalo included 23 starts and 62 total games played, and he amassed 195 tackles, four sacks, five interceptions, two touchdowns (one interception return/one fumble return), 13 passes defensed, 10 tackles for loss, three forced fumbles, three fumble recoveries and 18 special teams stops.

He became a full-time starter in his final two seasons in Buffalo, totaling 3.5 sacks and 69 tackles in 2013 and a career-high three interceptions and 58 stops the following year.

At the University of North Carolina, the Decatur, Ga., native notched 23 starts in 48 games as a two-year starter at strong safety and the team's leading return man. He finished his Tar Heel career with 106 tackles, two sacks and five interceptions, and he returned 35 punts for 440 yards and 20 kickoffs for 484 yards.



## Searcy's 2017 Preseason Statistics:

Year	Team	GP	GS	Tackle	Sack	TFL	Int	PD	FF	FR
2017	Ten	4	1	5	0.0	0	0	0	0	0

## Searcy's Career Regular Season Statistics:

Year	Team	GP	GS	Tackle	Sack	TFL	QBP	Int	PD	FF	FR
2011	Buf	16	3	29	0.0	0	0	1	1	0	0
2012	Buf	15	0	35	0.0	4	0	0	1	2	0
2013	Buf	16	7	69	3.5	5	3	1	7	0	1
2014	Buf	15	13	58	0.5	1	2	3	5	1	1
2015	Ten	15	13	54	0.5	0	1	1	4	0	0
2016	Ten	14	14	51	0.0	2	0	1	8	0	1
2017	Ten	0	0	0	0.0	0	0	0	0	0	0
<b>Totals</b>		<b>91</b>	<b>50</b>	<b>296</b>	<b>4.5</b>	<b>12</b>	<b>6</b>	<b>7</b>	<b>26</b>	<b>3</b>	<b>3</b>

## Searcy's Regular Season Single-Game Highs:

Tackles - 16 vs. Cincinnati (10/13/13)

Interceptions - 2 vs. Cleveland (11/30/14)

Sacks - 1 (Three times, last vs. Miami, 12/22/13)

Forced Fumble - 1 (Three times, last at Miami, 11/13/14)

Fumble Recovery - 1 (Three times, last at Jacksonville, 12/24/16)

Passes Defensed - 4 vs. Baltimore (9/29/13)

## MORE TITANS SAFETIES

### 35 - DB CURTIS RILEY (6-0, 190, 3rd Year, Fresno State)

- **Curtis Riley** was originally signed by the Titans as an undrafted free agent on May 11, 2015.
- In 2016, Riley spent the first two weeks on the practice squad, played in four contests and was inactive on 10 occasions.
- An ankle injury he suffered during his rookie training camp caused him to spend the entire 2015 season on injured reserve.
- In two seasons at Fresno State, Riley played in 26 games with 19 starts, totaling 106 tackles, 10 tackles for loss, one interception, 16 passes defensed, two forced fumbles, one fumble recovery, two quarterback hurries and one sack.
- Prior to his time at Fresno State, Riley spent time at Mars Hill College (2010) and Fullerton College (2012).
- Riley is a native of Orlando, Fla.

### 41 - S BRYNDEN TRAWICK (6-2, 225, 5th Year, Troy)

- **Brynden Trawick** was signed as an unrestricted free agent during the 2017 offseason.
  - He arrived in Tennessee with 53 games of NFL experience with the Baltimore Ravens (2013–2015) and Oakland Raiders (2016), primarily as a special teams standout. In addition to his 35 career special teams tackles, his totals for his first four seasons included 19 stops and one interception as a safety.
  - The 6-foot-2 inch, 225-pounder appeared in 15 regular season games and one postseason game during the 2016 season with the Oakland Raiders. Trawick led the team with 14 special teams tackles.
  - Trawick was originally signed by the Baltimore Ravens as an undrafted free agent following the 2013 NFL Draft.
  - The Marietta, Ga., native played the final two years of his college career at Troy, where he earned All-Sun Belt honors as a senior safety.
- 2017 Preseason Highlights:**
- **At New York Jets (8/12)**, dropped Christian Hackenberg for an 11-yard sack in the third quarter.
  - **Against Chicago (8/27)**, tied for second on the team with five tackles, including a tackle for loss, and added a stop on special teams.



## TITANS SPECIALISTS

### KICKERS

No.	Name	Ht	Wt	Exp	College
4	Succop, Ryan	6-2	218	9	South Carolina

### PUNTERS

No.	Name	Ht	Wt	Exp	College
6	Kern, Brett	6-2	214	10	Toledo

### RETURNERS


No.	Name	Ht	Wt	Exp	College
25	Jackson, Adoree'	5-11	185	R	Southern California
14	Weems, Eric	5-9	195	10	Bethune-Cookman

### LONG SNAPPERS

No.	Name	Ht	Wt	Exp	College
48	Brinkley, Beau	6-4	260	6	Missouri
49	DiSalvo, Ryan (IR)	6-4	240	1	San Jose State

## #6 • P BRETT KERN

[CLICK FOR COMPLETE BIO \(PDF\)](#)



Punter **Brett Kern** (6-2, 214) is in his 10th NFL season and his eighth full campaign with the Titans in 2016. He was claimed off waivers by the Titans during the 2009 season.

During his time in Tennessee, Kern has placed his name at the top of most of the franchise's leaderboards at his position. At the end of the 2016 campaign, he ranked as the team's all-time career (39.9). He punted 612 times in a Titans uniform from 2009–2016, second all-time for the franchise behind **Craig Hentrich's** 861 punts. Kern owns the top five net punting seasons in franchise history and seven of the team's top 10 net punting seasons.

In 2016, Kern punted 77 times for a 44.2-yard gross average and a 38.6-yard net average. He placed 41.6 percent of his punts inside the opponent's 20-yard line (32 of 77), which ranked second in his career (42.2 in 2009).

In 2015, Kern continued his annual assault on the team's all-time punting records and accomplished a first-of-its-kind NFL feat, becoming the first punter in league history to record 80 or more punts, a net average of 40 yards, and one or zero touchbacks in a single season. His season totals included 88 punts (tied for fifth place in franchise history), a 47.4-yard gross average (second in franchise history), a 40.3 net average (third in franchise history), a career-high 34 punts inside the 20 (third in franchise history) and only one touchback (career low).

In 2014, Kern launched a career-high 88 total punts for a gross average of 46.8 yards and a net average of 40.8 yards, which broke his own single-season team record (40.4-yard net average in 2012).

Kern produced one of the best punting seasons in team history in 2012. He set franchise records with a gross punting average of 47.6 yards and a net punting average of 40.4 yards (he broke the mark in 2014).

Kern's 2011 statistics included 86 punts for a gross average of 43.6 yards. His net average of 39.4 yards set a then-career high and then-franchise record, narrowly beating out **Craig Hentrich's** previous franchise record of 39.2 net yards per punt in 1998.

Kern was claimed by the Titans off waivers from the Denver Broncos on Oct. 27, 2009. He spent the entire 2008 season and the first six games of 2009 campaign in Denver, totaling 73 punts and a 46.5-yard average in 22 games with the Broncos.

In 2008, Kern ranked fifth in the league with a 46.7-yard punting average that marked the third-best season total by a Bronco in club history. At the time, his punting average was the best in NFL history by a rookie. He



was named to the All-Rookie team by Pro Football Weekly/PFWA and The *Sporting News*.

The Grand Island, N.Y., native was originally signed by the Broncos as a rookie free agent on April 28, 2008, following four seasons at the University of Toledo.

#### 2017 Preseason Highlights:

- **At New York Jets (8/12)**, averaged 45.1 yards (39.0 net) on eight punts with two placed inside the 20.
- **Against Carolina (8/19)**, averaged 50.5 yards (46.5 net) on four punts with three placed inside the 20.
- **Against Chicago (8/27)**, recorded a 55-yard punt from the Tennessee 41-yard line in the first quarter. The ball went out of bounds at the four-yard line to pin the Bears deep in their own territory. Later in the first quarter, his 61-yard punt landed nearly in the same spot, pinning the Bears at the six-yard line. Kern placed a total of four punts inside the 20.
- **At Kansas City (8/31)**, tied his preseason high with eight punts. He averaged 50.5 yards per punt (35.5 net average) with a pair of punts placed inside the 20.

#### Kern's 2017 Preseason Statistics:

Year	Team	GP	No	Blk	Yds	Avg	Lg	TB	In20	Net
2017	Ten	4	24	1	1,157	48.2	61	1	11	38.9

#### Kern's Career Regular Season Statistics:

Year	Team	GP	No	Blk	Yds	Avg	Lg	TB	In20	Net
2008	Den	16	46	0	2,150	46.7	64	4	13	37.8
2009	Den/Ten	16	64	0	2,910	45.5	67	10	27	38.5
2010	Ten	16	77	0	3,302	42.9	68	4	24	39.1
2011	Ten	16	86	0	3,747	43.6	64	7	31	39.4
2012	Ten	16	81	2	3,855	47.6	71	5	30	40.4
2013	Ten	16	78	1	3,386	43.4	63	2	32	39.7
2014	Ten	16	88	1	4,118	46.8	79	7	28	40.8
2015	Ten	16	88	0	4,175	47.4	61	1	34	40.3
2016	Ten	16	77	0	3,402	44.2	71	4	32	38.6
2017	Ten	0	0	0	0	-	-	0	0	-
<b>Totals</b>		<b>144</b>	<b>685</b>	<b>4</b>	<b>31,045</b>	<b>45.3</b>	<b>79</b>	<b>44</b>	<b>251</b>	<b>39.5</b>

#### Kern's Regular Season Single-Game Highs:

**Punts** - 10 vs. N.Y. Jets (12/17/12)

**Gross Avg.** - 56.0 vs. Oakland (11/23/08)

**Net Avg.** - 49.0 at Jacksonville (11/25/12)

**Long Punt** - 79 vs. Indianapolis (12/28/14)

**In20** - 7 vs. Houston (12/27/15)

## FRANCHISE CAREER PUNTING LEADERS

**Brett Kern** is the all-time career leader in Titans/Oilers history in both gross punting average and net punting average. He ranks second in team annals in career punts, behind only **Craig Hentrich** (861).

Highest career gross punting average, franchise history (minimum 250 punts):

Player	Years	Gross Avg.
1. <b>Brett Kern</b>	<b>2009-2016</b>	<b>45.2</b>
2. Greg Montgomery	1988-1993	43.6
3. Craig Hentrich	1998-2009	42.9
4. Jim Norton	1960-1968	42.1
5. Cliff Parsley	1977-1982	39.8
6. Dan Pastorini	1971-1979	39.7

Highest career net punting average, franchise history (since 1976, minimum 250 punts):

Player	Years	Net Avg.
1. <b>Brett Kern</b>	<b>2009-2016</b>	<b>39.9</b>
2. Craig Hentrich	1998-2009	37.2
3. Greg Montgomery	1988-1993	36.6
4. Cliff Parsley	1977-1982	32.3

Most career punts, franchise history:

Player	Years	Punts
1. Craig Hentrich	1998-2009	861
2. <b>Brett Kern</b>	<b>2009-2016</b>	<b>612</b>
3. Jim Norton	1960-1968	522

## NET AVERAGE IN A SEASON, TEAM HISTORY

Titans punter **Brett Kern** owns the top five net punting seasons in franchise history and seven of the team's top 10 net punting seasons.

In 2014, he broke the franchise record for net punting average for the third time, posting a mark of 40.76 yards. He originally set the club mark in 2011 with a 39.37-yard net average, eclipsing **Craig Hentrich's** 1998 net average of 39.22 yards. Then, in 2012, he produced a 40.36-yard net average, and in 2015, he averaged 40.34 net yards per attempt.

Highest single-season net punting average, franchise history:

Player	Year	Net Average
1. <b>Brett Kern</b>	<b>2014</b>	<b>40.76</b>
2. <b>Brett Kern</b>	<b>2012</b>	<b>40.36</b>
3. <b>Brett Kern</b>	<b>2015</b>	<b>40.34</b>
4. <b>Brett Kern</b>	<b>2013</b>	<b>39.70</b>
5. <b>Brett Kern</b>	<b>2011</b>	<b>39.37</b>
6. Craig Hentrich	1998	39.22
7. Greg Montgomery	1993	39.13
8. <b>Brett Kern</b>	<b>2010</b>	<b>39.06</b>
9. <b>Brett Kern</b>	<b>2016</b>	<b>38.64</b>
10. Craig Hentrich	1999	38.10

## SINGLE-SEASON GROSS AVG., TEAM HISTORY

In 2012, **Brett Kern** set a new franchise record with a gross punting average of 47.59 yards. He topped **Craig Hentrich's** previous record of 47.22 yards, set in 1998.

Highest single-season gross punting average, franchise history:

Player	Year	Gross Average
1. <b>Brett Kern</b>	<b>2012</b>	<b>47.59</b>
2. <b>Brett Kern</b>	<b>2015</b>	<b>47.44</b>
3. Craig Hentrich	1998	47.22
4. <b>Brett Kern</b>	<b>2014</b>	<b>46.80</b>
5. Greg Montgomery	1993	45.59
6. Reggie Roby	1996	44.37



## SINGLE-GAME NET AVERAGE, TEAM HISTORY

Brett Kern owns 14 of the franchise's top 18 net punting performances (since 1976).

Highest single-game net punting average, since 1976 (min. 4 punts):

Player	Date	Opp	Punt	Gross Avg	TB	In20	Net Avg
1. Greg Montgomery	09/19/93	SD	5	57.6	1	0	49.8
2. Greg Montgomery	12/27/92	Buf	5	59.2	1	2	49.4
3. Brett Kern	11/25/12	Jax	4	50.3	0	1	49.0
4. Brett Kern	11/09/14	Bal	8	51.8	0	0	48.8
5. Brett Kern	10/26/14	Hou	6	51.7	0	2	48.7
6. Brett Kern	09/16/12	SD	7	51.6	1	3	48.6
7. Craig Hentrich	11/04/01	Jac	4	57.5	0	2	48.5
8. Brett Kern	11/11/12	Mia	4	52.0	0	3	48.0
9. Brett Kern	12/20/15	NE	5	54.4	0	1	47.2
10. Brett Kern	01/03/16	Ind	6	50.0	0	2	47.0
11. Brett Kern	09/15/13	Hou	8	47.8	0	1	46.6
12. Brett Kern	01/03/10	Sea	4	53.5	1	1	46.5
13. Brett Kern	11/08/15	NO	5	50.6	0	2	46.4
14. Craig Hentrich	09/20/09	Hou	4	49.8	0	1	46.3
15. Brett Kern	12/28/14	Ind	7	54.7	1	3	46.1
16. Brett Kern	11/01/15	Hou	7	49.9	0	3	45.9
17. Brett Kern	01/01/12	Hou	6	47.7	0	4	45.8
Brett Kern	12/04/11	Buf	5	47.8	0	4	45.8

## #4 • K RYAN SUCCOP

[CLICK FOR COMPLETE BIO \(PDF\)](#)

Kicker **Ryan Succop** (6-2, 218) is in his ninth NFL season and his fourth campaign with the Titans. He was signed by the Titans as a free agent on Sept. 1, 2014.

In 2016, Succop made 22 of his 24 field goal attempts, with his only misses coming from 51 and 58 yards. His 91.7 percent rate was the best single-season performance of his career and the third-best percentage in franchise history (92.3 by **Rob Bironas** in 2010 and 92.3 by **Al Del Greco** in 1998). Succop's percentage ranked third in the NFL in 2016 behind only **Justin Tucker** (97.4) and **Matt Bryant** (91.9).

Succop finished 2016 with a franchise-record streak of 36 successful field goals from inside 50 yards, dating back to 2014. Del Greco previously held the team record with 24 consecutive made field goals from inside 50 yards.

During his second season in Tennessee, Succop connected on 14 of his 16 field goal attempts and 29 of his 31 extra point attempts to total 71 points. His 87.5 percent success rate on field goals set a personal best and ranked as the sixth-highest figure in franchise history.

In 2014, he set a then-career high by making 86.4 percent of his field goal attempts. He was 19-of-22 and also connected on all 27 of his extra point attempts.

Succop's previous five seasons were spent with the Kansas City Chiefs, who chose him with the last pick of the 2009 NFL Draft (256th overall).

In his career with the Chiefs, he posted four 100-point seasons and made 81.0 percent (119-147) of his field goal attempts. Over his final three years there (2011-13), 52 percent of his kickoffs resulted in touchbacks, a number that ranked 11th in the NFL during that span.

In 2013, he tallied career highs for points (118) and touchbacks (47). He also posted the second-best percentage of his career for field goals made inside of 50 yards, connecting on 87.5 percent (21-24) of those attempts. During his Chiefs career, he produced five game-winning kicks.

A native of Hickory, N.C., Succop played in 50 games for the University of South Carolina Gamecocks, hitting 49 of 69 field goals (71.0%) and converting 104 of 106 PATs. His 251 points made up the second-highest total in school history.

### 2017 Preseason Highlights:

- **At New York Jets (8/12)**, made a 36-yard field goal.
- **Against Carolina (8/19)**, made field goals of 34 and 50 yards and missed from 34 yards. He made all four extra point attempts.
- **At Kansas City (8/31)**, made a 40-yard field goal in the first quarter and

a 48-yard field goal in the third quarter.

### Succop's 2017 Preseason Statistics:

Year	Team	GP	FGM	FGA	Pct	Lg	XPM	XPA	Pts
2017	Ten	4	5	7	71.4	50	5	5	20

### Succop's Career Regular Season Statistics:

Year	Team	GP	FGM	FGA	Pct	Lg	XPM	XPA	Pts
2009	KC	16	25	29	86.2	53	29	29	104
2010	KC	16	20	26	76.9	53	42	42	102
2011	KC	16	24	30	80.0	54	20	20	92
2012	KC	16	28	34	82.4	52	17	17	101
2013	KC	16	22	28	78.6	51	52	52	118
2014	Ten	16	19	22	86.4	51	27	27	84
2015	Ten	16	14	16	87.5	51	29	31	71
2016	Ten	16	22	24	91.7	53	39	41	105
2017	Ten	0	0	0	-	-	0	0	0
<b>Totals</b>		<b>128</b>	<b>174</b>	<b>209</b>	<b>83.3</b>	<b>54</b>	<b>255</b>	<b>259</b>	<b>777</b>

### Succop's Regular Season Single-Game Highs:

**Field Goals Made** - 6 at New Orleans (9/23/12)

**Field Goal Attempts** - 6 at New Orleans (9/23/12)

**Longest Field Goal** - 54 vs. Minnesota (10/2/11)

**PATs Made** - 6 (Four times, last vs. Jacksonville, 12/6/15)

**PATs Attempted** - 6 (Four times, last vs. Jacksonville, 12/6/15)

**Points** - 19 at New Orleans (9/23/12)

**Consecutive Field Goals Made** - 22 (10/2/11-12/24/11)


## CONSECUTIVE FIELD GOALS

**Ryan Succop** concluded 2016 by making every field goal he attempted over the final 10 games, a streak of 16 consecutive field goals. The streak is the second-longest of his career, behind only a 22-kick streak in 2011 as a member of the Kansas City Chiefs. It also qualifies as the seventh-longest streak of its kind in franchise history.

From the final three games of the 2014 campaign through the first eight games of 2015, **Succop** made 15 consecutive field goals to record what is now the eighth-longest streak in franchise history.

**Longest streaks of field goal attempts without a miss, franchise history:**

Kicker	Season(s)	Consecutive Field Goals
1. Rob Bironas	2011-2012	20
Rob Bironas	2010	20
Rob Bironas	2007-2008	20
Al Del Greco	1998-1999	20
5. Rob Bironas	2007	19
6. Al Del Greco	1995-1996	18
7. <b>Ryan Succop</b>	<b>2016</b>	<b>16 (active)</b>
8. <b>Ryan Succop</b>	<b>2014-2015</b>	<b>15</b>
9. Rob Bironas	2011	14
Al Del Greco	1999-2000	14





## SINGLE-SEASON FIELD GOAL PERCENT

**Ryan Succop** owns three of the top 10 single-season field goal percentages in franchise history. He recorded a career-best 91.7 percent rate on field goals in 2016, which finished third in team annals behind only **Rob Bironas'** 92.3 percent in 2010 and **Al Del Greco's** 92.3 percent in 1998.

In 2015, Succop made 87.5 percent of his attempts, which ranks seventh in team annals, and his 86.4 percent success rate in 2014 ranks 10th.

Highest field goal percentage in a season, franchise history:

Player	Season	Made	Att	Pct
1. Rob Bironas	2010	24	26	92.3
Al Del Greco	1998	36	39	92.3
3. <b>Ryan Succop</b>	<b>2016</b>	<b>22</b>	<b>24</b>	<b>91.7</b>
4. Rob Bironas	2011	29	32	90.6
5. Rob Bironas	2007	35	39	89.7
6. Rob Bironas	2008	29	33	87.9
7. <b>Ryan Succop</b>	<b>2015</b>	<b>14</b>	<b>16</b>	<b>87.5</b>
8. Gary Anderson	2003	27	31	87.1
Al Del Greco	1995	27	31	87.1
10. <b>Ryan Succop</b>	<b>2014</b>	<b>19</b>	<b>22</b>	<b>86.4</b>

Succop's percentage ranked third in the NFL in 2016 behind only **Justin Tucker** (97.4) and **Matt Bryant** (91.9).

Highest field goal percentage in 2016:

Player	Team	Made	Att	Pct
1. Justin Tucker	Bal	38	39	97.4
2. Matt Bryant	Atl	34	37	91.9
3. <b>Ryan Succop</b>	<b>Ten</b>	<b>22</b>	<b>24</b>	<b>91.7</b>
4. Steven Hauschka	Sea	33	37	89.2
5. Cairo Santos	KC	31	35	88.6
6. Nick Folk	NYJ	27	31	87.1
Adam Vinatieri	Ind	27	31	87.1
8. Mason Crosby	GB	26	30	86.7
9. Greg Zuerlein	LA	19	22	86.4
10. Matt Prater	Det	31	36	86.1

## RYAN SUCCOP'S CAREER GAME-WINNING FIELD GOALS

*A game-winning field goal is defined as one that was the final score of the game and gave the kicker's team the lead at any time in the fourth quarter or overtime.*

Date	Team	Opponent	Distance	Quarter
12/18/16	Tennessee	at Kansas City	53 yards	4th Quarter
9/23/12	Kansas City	at New Orleans	31 yards	Overtime
10/31/11	Kansas City	vs. San Diego	30 yards	Overtime
9/19/10	Kansas City	at Cleveland	23 yards	4th Quarter
10/31/10	Kansas City	vs. Buffalo	35 yards	Overtime
11/22/09	Kansas City	vs. Pittsburgh	22 yards	Overtime

## CONSECUTIVE FGs INSIDE 50 YARDS

**Ryan Succop** will enter the 2017 season with an active streak of 36 successful field goals from inside 50 yards, dating back to 2014. In 2016, he broke **Al Del Greco's** franchise record of 24 consecutive made field goals from inside 50 yards, set from 1995–1996. Succop's streak is the longest active one of its kind among all NFL kickers.

Most consecutive field goals made from inside 50 yards, franchise history:

Kicker	Season(s)	Consecutive Field Goals Inside 50 Yards
1. <b>Ryan Succop</b>	<b>2014-16</b>	<b>36 (active)</b>
2. Al Del Greco	1995-96	24
3. Al Del Greco	1998-99	20
Rob Bironas	2007-08	19
5. Rob Bironas	2010-11	18
6. Rob Bironas	2007	17
7. Al Del Greco	1999-2000	16
8. Rob Bironas	2013	15
9. (six times)		14

## 2016 TOUCHBACK PERCENTAGE

In 2016, **Ryan Succop** recorded touchbacks on 58 of his 79 kick-offs. His 73.4 percent touchback rate set a new career high and set a new franchise record, topping his 66.2 percent mark from 2015 (43 of 65) that previously qualified as both.

Among all NFL kickers in 2016, Succop was fourth in touchback percentage.

Highest percentage of touchbacks on kickoffs in 2016:

Kicker	Team	Kickoffs	Touchbacks	Percent
1. Jason Myers	Jax	72	60	83.3
2. Josh Lambo	SD	89	67	75.3
3. Graham Gano	Car	85	63	74.1
4. <b>Ryan Succop</b>	<b>Ten</b>	<b>79</b>	<b>58</b>	<b>73.4</b>
5. Dustin Hopkins	Was	90	65	72.2
6. Sam Martin	Det	75	52	69.3
7. Roberto Aguayo	TB	76	52	68.4
8. Brandon McManus	Den	75	50	66.7
9. Justin Tucker	Bal	79	52	65.8
10. Chandler Catanzaro	Ari	81	52	64.2



## #14 • WR/KR/PR ERIC WEEMS

Wide receiver/returner **Eric Weems** (5-9, 195) is in his 10th NFL season and his first campaign with the Titans. He was signed by the Titans as an unrestricted free agent on March 11, 2017.

Weems entered the NFL in 2007 as a rookie free agent with the Atlanta Falcons. He spent the majority of the next nine years with the Falcons, serving there for two multi-year stints (2007–2011 and 2014–2016). He also spent two seasons with the Chicago Bears (2012–2013). His career totals with the Falcons and Bears included 121 punt returns for a 10.8-yard average, which ranked fifth among active players through 2016; 165 kickoff returns for a 24.3-yard average; and 38 receptions for 353 yards.

Not only valuable as a returner and a reserve receiver, Weems has consistently displayed his value on coverage units during his career. Through 2016, he registered 102 career special teams tackles, leading his teams in the category four times.

In 2016, Weems appeared in all 16 games for the NFC Champion Falcons. He averaged 11.4 yards on 24 punt returns and 23.0 yards on 17 kickoff returns, and he led the Falcons with 15 special teams tackles.

Weems earned a Pro Bowl selection in 2010, when he established career highs in punt return average (12.8) and kickoff return average (27.5). He scored touchdowns in both the punt return and kickoff return games during the regular season and followed with a kickoff return touchdown in the playoffs.

A native of Ormond Beach, Fla., Weems attended Bethune-Cookman University, where he averaged 100.7 all-purpose yards per game during his four-year stay.

Weems' 2017 Preseason Receiving Statistics:

Year	Team	GP	GS	Rec	Yds	Avg	Lg	TD
2017	Ten	4	0	0	0	-	-	0

Weems' 2017 Preseason Return Statistics:

Year	PR	FC	Yds	Avg	Lg	TD	KR	Yds	Avg	Lg	TD
2017	6	2	15	2.5	7	0	1	28	28.0	28	0

Weems' Career Regular Season Receiving Statistics:

Year	Team	GP	GS	Rec	Yds	Avg	Lg	TD
2007	Atl	1	0	0	0	-	-	0
2008	Atl	6	0	1	4	4.0	4	0
2009	Atl	16	0	6	50	8.3	30t	2
2010	Atl	16	4	6	61	10.2	18	0
2011	Atl	16	2	11	90	8.2	18	0
2012	Chi	16	1	2	27	13.5	18	0
2013	Chi	16	0	1	8	8.0	8	0
2014	Atl	16	0	10	102	10.2	40	2
2015	Atl	16	0	1	11	11.0	11	0
2016	Atl	16	0	0	0	-	-	0
2017	Ten	0	0	0	0	-	-	0
<b>Totals</b>		<b>135</b>	<b>7</b>	<b>38</b>	<b>353</b>	<b>9.3</b>	<b>40</b>	<b>4</b>

Weems' Career Regular Season Return Statistics:

Year	PR	FC	Yds	Avg	Lg	TD	KR	Yds	Avg	Lg	TD
2007	0	0	0	-	-	0	0	0	-	-	0
2008	0	0	0	-	-	0	1	19	19.0	19	0
2009	27	14	270	10.0	28	0	48	1,214	25.3	62	0
2010	18	19	230	12.8	55t	1	40	1,100	27.5	102t	1
2011	32	19	315	9.8	42	0	24	563	23.5	37	0
2012	1	1	0	0.0	0	0	13	231	17.8	27	0
2013	0	1	0	-	-	0	5	57	11.4	19	0
2014	0	0	0	-	-	0	2	34	17.0	17	0
2015	19	16	221	11.6	41	0	15	403	26.9	50	0
2016	24	21	273	11.4	73	0	17	391	23.0	42	0
2017	0	0	0	-	-	0	0	0	-	-	0
<b>Totals</b>	<b>121</b>	<b>91</b>	<b>1,309</b>	<b>10.8</b>	<b>73</b>	<b>1</b>	<b>165</b>	<b>4,012</b>	<b>24.3</b>	<b>102t</b>	<b>1</b>



## Weems' Regular Season Single-Game Highs:

**Receptions** - 4 (Twice, last vs. Tampa Bay 9/18/14)  
**Receiving Yards** - 69 vs. Tampa Bay (9/18/14)  
**Long Reception** - 40 vs. Tampa Bay (9/18/14)  
**Punt Returns** - 5 vs. Buffalo (12/27/09)  
**Punt Return Yards** - 76 at San Francisco (11/8/15)  
**Punt Return Long** - 73 at Oakland (9/18/16)  
**Punt Return Touchdown** - 1 vs. Carolina (1/2/11)  
**Kickoff Returns** - 6 (Twice, last vs. Cincinnati 10/24/10)  
**Kickoff Return Yards** - 168 vs. Cincinnati (10/24/10)  
**Kickoff Return Long** - 102t at Tampa Bay (12/5/10)  
**Kickoff Touchdown** - 1 at Tampa Bay (12/5/10)

## ACTIVE COMBINED KR/PR YARDS LEADERS

Among active NFL players, **Eric Weems** is in the NFL's top five in total yards on career kickoff returns and punt returns.

Most career combined punt return yards and kickoff return yards, active NFL players:

Player	Punt Return Yards	Kickoff Return Yards	Total
1. Darren Sproles	2,782	8,350	11,132
2. Ted Ginn Jr.	2,497	6,842	9,339
3. Brandon Tate	1,716	5,342	7,058
4. <b>Eric Weems</b>	<b>1,309</b>	<b>4,012</b>	<b>5,321</b>
5. Danny Amendola	1,476	3,559	5,035

## MORE TITANS SPECIALISTS

48 - LS **BEAU BRINKLEY** (6-4, 260, 6th Year, Missouri)

➤ Long snapper **Beau Brinkley** is in his sixth NFL season. He was signed as an undrafted free agent in 2012 and re-signed to a multi-year contract in 2015.

➤ In 2016, Brinkley played in all 16 games for the fifth consecutive season. He helped Ryan Succop make 22 of his 24 field goal attempts, with the only misses coming from 51 and 58 yards. Succop's 91.7 percent rate ranked third in the NFL in 2016 behind only Justin Tucker (97.4) and Matt Bryant (91.9).

➤ In 2015, he played in all 16 games. He helped Brett Kern become the first punter in league history to record 80 or more punts, a net average of 40 yards, and one or zero touchbacks in a single season. He also served as the long snapper for kicker Ryan Succop, who went 14-of-16 and whose 87.5 percent success rate on field goals was the sixth-best in franchise history.

➤ In 2014, he played in all 16 games for the third consecutive year and tied for third on the team with a career-high 10 special teams tackles. He helped Brett Kern set a new team record for single-season net punting average.

➤ In 2013, Brinkley saw action in all 16 games and posted six special teams stops.

➤ In 2012, his consistency helped Brett Kern set the franchise records for both gross and net punting average in 2012.

➤ The Kearney, Mo., native spent four seasons as Missouri's long snapper after joining the team as a preferred walk-on. Appeared in 50 career games during his time at Missouri.



## TITANS TIDBITS: THE BEST OF TITANS OFF-THE-FIELD HIGHLIGHTS

### **LB DAREN BATES**

➤ For the My Cause, My Cleats campaign in 2016, Bates wore specially designed cleats featuring the words "American Heart Association." Bates was raising awareness for the organization's life-saving mission. His mother, Weslyn Bates, was a heart transplant recipient and lived some wonderful years following her surgery. She sadly passed away in 2015 at the age of 56.

### **LS BEAU BRINKLEY**

➤ Brinkley's father, Mike, was an All-American defensive end and long snapper at Missouri Valley College. Beau learned to long snap when he was just seven years old.

➤ Brinkley raced four-wheelers in the Extreme Dirt Track Racing Series while growing up in Missouri. He traveled the country competing in both motor cross and flat track competitions and won a flat track regional title in 2005.

➤ In June 2015, Brinkley participated in the Nashville Sports Council Golf Tournament at Gaylord Springs Golf Course. On the par-3 eighth hole, he sunk a hole-in-one to win a barrel of Jack Daniel's whiskey.

### **LB JAYON BROWN**

➤ He went to the same California high school, Long Beach Poly, as new Titans teammate Jurrell Casey. Brown's older brother, Juwan, was Jurrell's teammate there.

➤ Former Long Beach Poly and New England Patriots star Willie McGinest is a close friend of the Brown family.

➤ He has two older brothers who played college football. Jason played linebacker at Idaho, while Juwan was a defensive lineman at Southern Oregon.

### **S KEVIN BYARD**

➤ Byard credits his mother, Artina Stanley, for much of his success. Following a divorce when Byard was in ninth grade, his mother moved with the children from Philadelphia to Atlanta. Although it was a financial struggle, Stanley worked long hours to make sure her children received what they needed. Byard claims he and his older brother "had to grow up really fast" as they helped their mother with taking care of the younger kids in the family.

➤ The Titans had an inside track in their scouting of Byard. Titans general manager Jon Robinson received glowing reports on Byard from his friend and MTSU defensive coordinator Steve Ellis. When Robinson was a linebackers coach at Nicholls State, Ellis was one of his pupils, and the two remained close through the years. Additionally, Patrick Callaway, a newly-hired scouting assistant for the Titans, was Byard's high school teammate.

➤ Byard says his football role models are Ed Reed, Brian Dawkins and Troy Polamalu.

➤ Byard has three brothers and three sisters and is the second oldest of the group.

### **OLB JOSH CARRAWAY**

➤ Carraway is interested in raising more awareness for heart disease. His mother, Valerie Taylor, passed away from the disease when Josh was just seven years old.

➤ Carraway's father, Glenn, was on the first basketball team at UT San Antonio and he played pro ball briefly in Mexico. Josh grew up playing basketball and is a huge fan of Dallas Mavericks legend Dirk Nowitzki.

### **DT JURRELL CASEY**

➤ Casey was voted the 2016 Tennessee Titans Walter Payton Man of the Year, which recognizes players for excellence on and off the field. Casey is a fixture at Tennessee Titans community events and also serves as the spokesperson for United Way of Metropolitan Nashville. In 2016, Casey and his wife, Ryann, established The Casey Fund, a non-profit dedicated to raising money for established re-entry programs, inner-city youth programs, mentoring and halfway houses. Then, prior to Thanksgiving, the Caseys hosted a food giveaway for 200 underprivileged families in the Nashville area. Casey also hosts a free youth football skills camp for linemen in his hometown of Long Beach, Calif.

➤ More information about The Casey Fund is available online at [thejurrellcasey.com/the-casey-fund](http://thejurrellcasey.com/the-casey-fund).

➤ Casey has a strong partnership with Project Return Tennessee.

➤ Family members and friends call him "Tut-Tut," a nickname he earned from his aunt as a small child because she said he walked like a turtle.

➤ Casey has nine brothers and sisters.

➤ When he was in high school, his older brother, Jurray, was convicted of first-degree murder. Despite the turmoil it caused, Jurrell credits his brother for helping him re-focus on becoming a better football player and student.

➤ Casey calls his mother, Collette Burns, a cafeteria worker in the Long Beach Unified School District, "the inspiration in my life" for how hard she worked to provide for Jurrell and his siblings.

### **QB MATT CASSEL**

➤ Cassel's mother, Barbara, is an Emmy-winning set decorator in Hollywood. His late father, Greg, was a script writer.

➤ His wife, Lauren, was a captain of the Southern Cal volleyball team that won the 2002 national title.

➤ He played in the 1994 Little League World Series on the Northridge, Calif., team. He went on to play a season of baseball at Southern Cal and was selected in the 36th round of the 2004 Major League Baseball Draft by the Oakland Athletics.

➤ Cassel's older brother, Jack, pitched for the Houston Astros, Cleveland Indians and San Diego Padres. His younger brother, Justin, was a pitcher in the Chicago White Sox organization.

### **T JACK CONKLIN**

➤ After not receiving a single Division I scholarship offer, Conklin began his time at Michigan State as a preferred walk-on in 2012. He impressed enough in his redshirt season to earn a scholarship in the spring of 2013.

➤ At Plainwell (Mich.) High School, Conklin's head coach was his father, Darren Conklin, who once was a walk-on at Michigan under Wolverines head coach Bo Schembechler.

➤ His mother, Jennifer Jackson, was an All-American swimmer at the University of Michigan.

➤ Conklin's grandfather, Ron Jackson, was a professional baseball player. He played first base for the Chicago White Sox and Boston Red Sox.

➤ He hopes to one day own his own farm.

### **S JOHNATHAN CYPRIEN**

➤ In 2015, Cyprien started the CypSquad ARY Foundation which benefits different programs for at-risk youth in the South Florida area

### **WR COREY DAVIS**

➤ Davis and his six siblings survived a tough economic upbringing in Wheaton, Ill. While he has always maintained a loving relationship with his parents, Olasheni Timson and Michelle Davis, he made the decision as a high school junior to move into the home of Robin and Dan Graham, who became his legal guardians. Dan, Corey Davis' youth football coach, was an offensive lineman for the Tampa Bay Buccaneers. His son, Ryan Graham, played youth and high school football with Davis and currently plays quarterback at Northern Illinois.

➤ His brother, Titus, played football at Central Michigan and was signed by the Chargers as a rookie free agent in 2015. Titus also spent time with the Jets and Bills before signing with the Bears during the 2017 offseason.

➤ One of Davis' favorite quotes is "Never die easy" by Walter Payton, who used the saying as the title to his autobiography.

### **WR ERIC DECKER**

➤ Decker and his wife, Jessie, are co-founders of the Decker's Dogs Foundation. Decker's Dogs aims to rescue, care and train service dogs for military veterans returning home with disabilities. For more information on the foundation, please visit [ejdeckerfoundation.com](http://ejdeckerfoundation.com).

➤ Eric and Jessie have teamed up with STOMP Out Bullying to educate students, teachers and parents about the dangers of bullying.

➤ Decker played outfield for the Minnesota Golden Gophers' baseball team and was drafted twice in the Major League Baseball Draft—by the Milwaukee Brewers in 2008 (38th round) and the Minnesota Twins in 2009 (27th round).

### **OLB KEVIN DODD**

➤ Dodd says that his grandmother Mamae Charles served as an inspiration in his life and her guidance in the early years helped him reach his football dreams. She passed away when he was in sixth grade and to this day he plays to honor her life.

### **WR HARRY DOUGLAS**

➤ Douglas' brother, Toney, is an eight-year NBA veteran. Toney was originally drafted by the L.A. Lakers as the 29th overall pick in the 2009 NBA Draft and has played for New York, Houston, Miami, Golden State, Sacramento, New Orleans and Memphis. Harry tries to attend as many of Toney's games as possible.

➤ In his spare time, he enjoys date nights with his wife, Kierra; bowling; traveling; discovering new restaurants; watching movies; playing cards; and keeping his niece, nephew and godchildren.

### **RB DAVID FLUELLEN**

➤ Fluellen's favorite personal moment in sports growing up was his first touchdown when he was eight years old. He strip-sacked the quarterback, picked up the fumble and ran it in.

### **FB JALSTON FOWLER**

➤ Fowler lists his mother, Dana, as the person that inspires him the most. When

## TITANS TIDBITS: THE BEST OF TITANS OFF-THE-FIELD HIGHLIGHTS

his brother, Joe, was accidentally shot and killed at a friend's house in 2007, she stayed strong and kept the family together.

➤ Fowler's nickname is "Nudie." His father gave it to him as a baby because he was always running around the house naked. Fowler has nicknamed his son, Jalston Jr., "Toodie."

### **RB DERRICK HENRY**

➤ In high school, Henry broke the 51-year-old national high school rushing record with 12,124 yards after compiling 4,261 rushing yards as a senior.

➤ Henry says his grandmother Gladys Henry has served as a key inspirational piece during his career. He has a portrait tattoo of her on his chest.

➤ Henry has been growing out his hair since he was in elementary school.

### **CB ADOREE' JACKSON**

➤ Jackson was a long jumper and sprinter on USC's track team in the springs of 2015 and 2016, winning the Pac-12 outdoor long jump title both years (and placing second in the Pac-12 100 meters in 2016) and earning All-American status both years after twice placing fifth in the NCAA long jump. He also placed 10th in the long jump in the U.S. Olympic Trials.

➤ Jackson lists his parents as the people that inspire him the most. "They've always steered me in the right direction. All of their experiences and guidance helped get me where I'm at." Adoree's mother, Vianca, is an amazing inspiration having survived breast cancer.

➤ Jackson is a Reese's Peanut Butter Cups enthusiast. He names creator Harry Burnett Reese as a historical person he would have loved to meet. "He's a genius. That's by far and away my favorite candy. I eat that like it ain't nothing."

### **DL AUSTIN JOHNSON**

➤ When Johnson was drafted by the Titans, he became a teammate once again of DaQuan Jones, a former Penn State defensive lineman who was drafted by the Titans in 2014. The two remained close, and Jones was among Johnson's family and friends surrounding him on draft night.

➤ Johnson was a broadcast journalism major at Penn State.

➤ The son of Austin and Tammy Johnson, he has two older sisters, Brandi and Erika, and one younger sister, Kennedy. Kennedy is a forward on the Michigan State women's basketball team.

### **C BEN JONES**

➤ Jones switched from jersey #61 to #60 prior to his senior season at Georgia, to honor his father, Steve, a former collegiate star, who was killed in a helicopter crash when he was 10 years old.

➤ Jones' pregame ritual consists of walking barefoot on the field "to get a feel for the turf." The routine began before one game with his brother in high school and after enjoying success that night, it has continued ever since.

➤ When he was 10 years old, Jones suffered a blow to the head with a baseball bat. The impact caused a blood clot to develop on his brain and fractured his skull. The injury kept him out of all athletic activity for a year, proving to be a challenging time for an active and athletic boy. Although it was a tough period in his life, Ben says this time turned him into the man he is today. As soon as he was cleared for activities, Jones threw himself into being the best athlete he could be.

➤ During the 2017 offseason, Jones and his wife, Alex, hosted the Ben Jones Celebrity Clay Shoot to benefit The Ronald McDonald House in Nashville. The event raised \$85,000. Ben and Alex have a passion for helping children and have seen first-hand the blessings provided by the Ronald McDonald House to friends and family with sick children.

➤ Jones' brother, Clay, played baseball for the University of Alabama and then was drafted by the Detroit Tigers.

### **DL DaQUAN JONES**

➤ Jones majored in Criminology at Penn State and spent a portion of his 2013 summer as an intern observing the Spring Township Police Department near State College.

➤ Jones entered the Penn State program after being rated the second-best offensive lineman in the nation.

➤ He lists his father, Steve, as the most inspirational person in his life. Steve raised DaQuan as a single father and one of his father's greatest traits is that he works extremely hard in everything he does. Steve works as an executive chef at Cornell University.

➤ Jones is in the process of launching his own non-profit organization called "Create Your Legacy."

### **G/T DENNIS KELLY**

➤ Kelly's brother, Tim, played football at Eastern Illinois and is currently an offensive quality control coach for the Houston Texans.

➤ Kelly's favorite football player growing up was former Titans great Jevon Kearse.

➤ Kelly claims that the biggest influence on his life and career has been his

entire family. "We're a Southside [Chicago] Irish family, so we share a really tight bond and they've inspired me to get to where I am today."

➤ Kelly went back to school during the 2014 offseason to earn his degree in organizational leadership from Purdue.

➤ He is an avid professional wrestling fan that does not let the opportunity pass him by whenever a live WWE show is in town. He lists the Undertaker as the one person in the world he would like to have dinner with.

### **P BRETT KERN**

➤ Kern's father, Cal, is a former professional soccer goalie.

➤ Kern is an avid golfer that sports a +1 handicap. He picked the game up late in his high school years and caddied for three summers at Inverness Golf Club while in college. The course is located in Toledo, Ohio, and has hosted PGA and NCAA Championships. In 2011, Kern competed in The Vinny, a local golf fundraising tournament hosted by singers Vince Gill and Amy Grant, and finished fourth in the event.

### **G JOSH KLINE**

➤ Kline was a standout wrestler in high school, winning the state title as a senior and finishing with a 45-1 record that year.

### **DL KARL KLUG**

➤ Klug has an identical twin brother, Kevin, who played linebacker at Minnesota State University, Mankato. As high school teammates, Kevin played fullback, opening holes for Karl, the team's running back. Kevin now owns and operates Klug Fitness, a mobile fitness business in Nashville. He also has toured with Lady Antebellum and Sam Hunt as a personal trainer. Karl and Kevin have an older sister, Kelsey.

➤ Klug's small hometown of Caledonia calls itself the "Wild Turkey Capital of Minnesota" and "The Heart of Quilt Country."

➤ Klug arrived on Iowa's campus as an undersized defender who weighed only 207 pounds at the time.

### **G/C COREY LEVIN**

➤ Levin is the first member of his immediate family to graduate from college.

➤ A multi-sport athlete in high school, Levin also competed in baseball as a pitcher and third baseman.

### **T TAYLOR LEWAN**

➤ Lewan chose to wear jersey number 77 at Michigan and then at the pro level because of the legacy of Wolverine tackles who have donned the number, including Jake Long and Jon Jansen.

➤ His father, Dave, was a defensive lineman at the University of Minnesota.

➤ Lewan has a mustache tattooed on his right index finger and a stick figure tattooed on the outside edge of his right hand that he calls his "right-hand man."

➤ One of Lewan's close friends is Carolina Panthers defensive end Craig Roh. The two played together as high school seniors and then went to Michigan at the same time.

➤ At the 2014 NFL Scouting Combine, Lewan ran the 40-yard dash in 4.87 seconds, beating all other offensive linemen in his class and clocking the fourth-fastest time among offensive linemen from 2010-14. He also ranked among the top offensive linemen at the 2014 combine in the broad jump (first at nine feet, nine inches), vertical jump (tied for third at 30.5 inches) and three-cone drill (fourth at 7.39 seconds).

### **QB MARCUS MARIOTA**

• In 2016, Mariota launched his Motiv8 Foundation, which serves the communities of Middle Tennessee, Eugene and Honolulu. The Foundation was a major sponsor in the inaugural Polynesian Bowl. The game featured the top players in the nation including 15 of the top 16 Polynesian players in the ESPN 300. The non-profit also participated with First Hawaii Bank's bobble head charity fundraiser that netted the Motiv8 Foundation \$115,000 for local programs in Hawaii. The Foundation held its inaugural golf tournament at Oahu Country Club raising money for local programs and sold out in just four days. The Foundation also held its inaugural golf tournament in Oregon at the Springfield Golf Club with all monies raised going to programs in Oregon.

• He is the oldest son of Toa and Alana Mariota. His younger brother, Matthew, is a tight end at Oregon.

• Mariota credits much of his athletic success to playing soccer in his youth. By the time he was eight years old, he was wearing a soccer jersey with the number 8, and he has kept the jersey number ever since then.

• During his time in Eugene, Ore., Mariota became a fixture at the Boys and Girls Club of Emerald Valley, spending time on a weekly basis with kids at the center. For his efforts in the community, he was awarded with the inaugural Play It Forward Award at the 63rd Annual Oregon Sports Awards in June 2015.



## TITANS TIDBITS: THE BEST OF TITANS OFF-THE-FIELD HIGHLIGHTS

### **WR RISHARD MATTHEWS**

- Matthews' father, Andre, is a retired U.S. Marine Corps master sergeant.
- In October 2015, Matthews' half-brother Christopher Ruiz was killed while serving as a retired Marine working as a private defense contractor in Afghanistan. Ruiz served in the Marines for 10 years, and served overseas in Operation Iraqi Freedom. He was in Afghanistan training locals to fight for their country, when he was killed. Ruiz was one of six U.S. Airmen and five other civilian contractors killed in the crash of an Air Force C-130 as it tried to put down at the Jalalabad Airfield on Oct. 2.
- Matthews wears a bracelet with the words "Forever by my side." It has his fallen brother's name on it, along with the Marines logo. He wears the bracelet every day.

### **CB BRICE MCCAIN**

- In 2014, McCain played with the Pittsburgh Steelers and worked with current Titans defensive coordinator Dick LeBeau. McCain kept his notes from playing in LeBeau's defense and referenced them when making the transition to Tennessee.

### **OLB DERRICK MORGAN**

- Morgan is a 2016 graduate of the University of Miami's Executive MBA for Artists and Athletes program.
- Morgan helped deliver his daughter at home in April 2015.
- Morgan credits his mother, Pamela Sweigart, as his primary role model in life. He also says that she should be credited with his football success, since, even as a single parent, she managed to take him to every practice and every game during his youth.

### **RB DeMARCO MURRAY**

- Murray led his high school basketball team to a 2005 state title. He was considered a top-30 basketball recruit in the state as well.
- He started the DeMarco Murray Foundation with the mission to provide families with seriously and chronically ill children with daily encouragement and life changing experiences. More information is available at DeMarcoMurray.com.
- Murray hosted his first youth football camp in Middle Tennessee in June 2016, welcoming 150 players to the two-day event at D1 Sports Training in Franklin.

### **OLB BRIAN ORAKPO**

- Orakpo annually hosts The Brian Orakpo Leukemia Golf Classic to raise money for the National Capital Area Chapter of the Leukemia and Lymphoma Society.
- Orakpo is a good friend with former Titans safety Michael Griffin. The two played together for three seasons at the University of Texas and Griffin was an integral part in helping recruit Orakpo to Nashville.

### **LB NATE PALMER**

- Palmer was the high school basketball teammate of current N.Y. Knicks point guard Derrick Rose for two seasons.
- Palmer names his father, Nathan Sr., as the biggest influence on him as he never made excuses and successfully started his own trucking business in Chicago.
- During college, Palmer held summer jobs at the Boys and Girls Club in Campaign and later as a busboy and food expeditor at the Bloomington (Ill.) Country Club.

### **CB KALAN REED**

- The Titans selected Reed with the 253rd pick in the draft making him "Mr. Irrelevant," an unofficial title bestowed upon the last person selected in the NFL Draft.
- Reed lived in Nashville from the time he was two-years old until he was six. He started playing football in Antioch, Tenn., with the Flatrock Vols pee-wee team and played during halftime of a Titans game when he was five-years old.
- Reed's cousin, Maurice Kelly, played safety with the Seattle Seahawks and is currently the VP of Player Development for the organization. Reed's mother, Keyaschei, once worked in the Memphis Grizzlies ticket office.

### **DB CURTIS RILEY**

- While out of college in 2011, Riley worked at Family Dollar in Orlando to help his mother pay the bills.

### **CB LOGAN RYAN**

- While taking wedding photos in the St. Lucian town of Soufriere, Logan and his wife, Ashley, came across a bunch of stray dogs. One dog in particular followed them through the streets and impacted the couple. When the newlyweds flew back home, they were determined to help in any way possible. The couple donated money to @helpaws, a St. Lucian-based dog rescue, and encouraged

all friends and family that instead giving wedding gifts to make donations. The company later reached out and based on a picture the couple posted on social media, they found the particular dog, named her Logan, and part of the donation paid for her spay.

- During the 2017 offseason, Ryan and N.Y. Giants cornerback Eli Apple hosted their first #ThursdayNightLights Football Camp on June 29. The free event for ages 8-18 was funded by the two Eastern High School grads. The night was filled with football, celebrity guests, music, and took place on the high school field where both players put in countless hours to get to where they are today.
- In June 2017, Ryan surprised his big brother, Jordan, by paying off his student loans for his 29th birthday. Logan cut a check for \$82,000 to the American Education Services to cover Jordan's loans from earning his engineering degree from Drexel University. "My man got accepted to college, graduated with honors, and now works as an engineer. He did everything the right way and still lived with a ridiculous amount of student loan debt. The system is broke and makes no sense. I'm fortunate and blessed to be able to take care of that for him."
- When Ryan decided to leave Rutgers and enter the NFL Draft after his red-shirt junior season in 2012, he made a promise to his parents that after his rookie year, he would return to school and earn his degree. Ryan kept his promise and graduated in the spring of 2014 with a degree in labor relations and a minor in psychology. "I committed to Rutgers, not only as a football player, but as a student, so I was going to make sure I finished that end too. It's a big accomplishment in my life. I held my word to my parents and stuck with it and I'm fortunate. It took a lot of work, but I was able to go back and finish and walk in graduation."

### **C BRIAN SCHWENKE**

- Schwenke was an avid surfer during the time he spent living in Hawaii as a result of his father's job in the Navy.
- His father, Brian Sr., was a SERE (Survival, Evasion, Resistance and Escape) trainer in the Navy from 1990-2002.
- Schwenke enjoyed swimming with whale sharks on his honeymoon in Cabo in 2014. He also has enjoyed traveling to Europe, including visits to Ireland, Amsterdam, Brussels, Prague, Vienna and Budapest.
- He owns three dogs: an English bulldog named Vinny, a Dogo Argentino named Nala, and a golden doodle named Calli.

### **S DA'NORRIS SEARCY**

- Searcy wore No. 21 at North Carolina because his grandmother was born in 1921.
- Searcy has tattoos of a cross and angel wings to represent his grandmother and great grandmother.
- He spent time last year learning how to disc jockey and is interested in pursuing being a DJ.

### **WR TAJAÉ SHARPE**

- Sharpe's grandmother, Cozy Little, is a breast cancer survivor having beat the disease in 2013.
- Sharpe was so excited to get into football mode that he brought his own football to the first day of the Titans rookie minicamp. He says he usually goes to sleep with it and carries one around as much as he can, just because.
- Sharpe's family members nicknamed him "Show," which is short for "Showtime."

### **CB LeSHAUN SIMS**

- He was commonly referred to as "Swis" in college because for his first college game the name on the back of his jersey was upside down. The nickname stuck.
- Prior to Sims, no prior student-athlete from Andre Agassi Prep in Las Vegas, Nev., had ever earned an athletic scholarship. When he was a high school freshman, the Stars played eight-man football in the public charter school's first year with a football team. They moved to 11-man football during his sophomore year, and by his senior season, the team won a league title.
- Sims is a movie buff who lists "Training Day" among his all-time favorites.

### **TE JONNU SMITH**

- Smith credits his mother, Karen, for his successes. Jonnu's father passed away as a result of a tow truck accident when he was four years old and his mother raised all six children by herself. "My mother is my rock. It was tough, but we always got what we needed—not necessarily what we wanted all the time—but what we needed. She was so strong all the time."
- Smith endured a lot of challenges as a youngster in Philadelphia and after his brother was arrested and one of his friends was killed on the streets, a decision needed to be made. His family didn't have the financial means to just uproot, so for his own safety Jonnu moved in with his mother's sister and brother-in-law, Darla and Mike Kirkland, in Ocala, Fla. He started playing high school football and even though he was far from a touted recruit, he earned a scholarship to Florida International where his play took off.
- Smith's best friend Willie "Quasim" Jefferson tragically died from a gun shot

## TITANS TIDBITS: THE BEST OF TITANS OFF-THE-FIELD HIGHLIGHTS

in October 2016. Jonnu gave his son the middle name Quasim in honor of him.

### G/T QUINTON SPAIN

➤ Spain has hosted a Football Skills Camp the last two years in his hometown of Petersburg, Va. During his camp on July 1, 2017, Petersburg Mayor Sam Parham gave Spain a proclamation and officially declared it Quinton Spain Day.

### K RYAN SUCCOP

➤ Succop was given the title "Mr. Irrelevant" after being selected with the final pick (256th overall) of the 2009 NFL Draft.  
 ➤ Succop caddied for his friend, Wesley Bryan, at the 2016 Nashville Golf Open, a Web.com event at Nashville Golf & Athletic Club. Succop and Bryan went to school together at the University of South Carolina.  
 ➤ Succop registered 104 career goals and was a four-time all-conference and two-time all-state soccer selection at Hickory (N.C.) High School.  
 ➤ Succop handled both the kicking and punting duties during his sophomore and junior seasons at South Carolina.

### TE PHILLIP SUPERNAW

➤ Supernaw was actually born in Nashville, but moved to the Houston area at an early age and attended high school in Katy, Texas.  
 ➤ A member at Vanderbilt Legends Club in Franklin, Tenn., the golf enthusiast plays whenever he can during the offseason and is a 2.0 handicap

### QB ALEX TANNEY

➤ Tanney started at shooting guard as a freshman and sophomore at Monmouth (Ill.). He stopped playing the sport collegiately to concentrate more on his football career.  
 ➤ Tanney was a long distance runner at high school and ran a 4:20 mile.  
 ➤ Tanney posted a Trick Shot Quarterback video on YouTube that went viral in 2011 when he was at Monmouth. The video has been viewed more than four million times and features Tanney making incredible throws in a variety of off-the-field situations.  
 ➤ Tanney's two older brothers are in the sports industry. Matt is the Athletics Director at Western Illinois University and Mitch is the Director of Analytics for the Denver Broncos.

### WR TAYWAN TAYLOR

➤ Taylor's football life has taken him south on Interstate 65. A native of Louisville, which is approximately a three-hour drive from Nashville, he attended Western Kentucky University in Bowling Green, Ky., a one-hour commute from Nashville on the same highway.  
 ➤ He played the role of Daddy Warbucks in an elementary school production of "Annie."  
 ➤ Taylor lists his football role model as Randy Moss.

### S BRYNDEN TRAWICK

➤ Trawick's father, George, was the head basketball coach at DeVry University in the early 1990s. He coached in the highest-scoring men's basketball game in NCAA history, regardless of division classification. On Jan. 12, 1992, Troy State University defeated DeVry 258-141 in a game that is considered to have established several unbreakable records.

### TE DELANIE WALKER

➤ Walker was named the Tennessee Titans Community Man of the Year in 2013 and 2015, due in large part to his tireless work with Mothers Against Drunk Driving. He teamed with MADD to help raise awareness of the dangers of drinking and driving after losing his aunt and uncle in a horrific accident near New Orleans after Super Bowl XLVII. The morning after San Francisco's loss to Baltimore at the Superdome, an alleged drunk driver killed Alice and Bryan Young only hours after Walker hugged Alice and Bryan at the team's postgame party. In addition to his work with MADD, Walker is an ambassador with the Tennessee Governor's Highway Safety Office's "Booze It and Lose It" campaign.  
 ➤ In April 2017, Walker took part in an eight-day overseas trip to the Middle East to visit U.S. servicemen and women as part of a United Service Organization tour. The group was on their USO tour, and visiting an Army base in Kuwait, when Syrian president Bashar al-Assad launched a chemical attack against civilians in his country on April 4. The NFL players traveled to another region in the Middle East the following day, unsure if their scheduled visit with Marines and Air Force airmen would be allowed to proceed. The group was eventually cleared for the visit, but before they could leave one base, military police boarded their bus and forced the players to delete any pictures and videos taken at the base from their cameras and cell phones.  
 ➤ During the 2016 offseason, Walker spearheaded a benefit dinner and auction for his foundation called "Carving It Up with Delanie Walker." He also launched "Delanie Walker's Imagination Station" at Fall-Hamilton Elementary School in

collaboration with Scholastic Book Fairs to provide a new fully-furnished reading room for students.

➤ Over the years, Walker has owned quite a selection of cars, ranging from classics to newer models. After his playing days are over, he envisions owning a car restoration shop.  
 ➤ Having grown up in a tough neighborhood, Walker knows first-hand how difficult it is to overcome obstacles in order to achieve one's goals. During his time in San Francisco, he visited delinquent youths across the Bay Area, making it a point to share his story and give positive reinforcement to those who can relate to him. "It's very important that people know about what I've been through. You can grow up in the worst neighborhood and still make it to the NFL. That's why I want kids, especially in the Bay Area, to understand that you can overcome those situations, because I did."  
 ➤ On Feb. 14, 2015, Walker was inducted into the Central Missouri Athletic Hall of Fame.

### OLB AARON WALLACE

➤ Wallace is one-quarter Chinese on his mother's side of the family. One of his "bucket list" items is to walk on the Great Wall of China.  
 ➤ His father, Aaron Wallace Sr., was a three-time All-Southwest Conference selection at linebacker for Texas A&M (1986-89) and was selected in the second round of the 1990 NFL Draft by the Oakland Raiders. Aaron Sr. went on to play eight seasons in the NFL, collecting 21 sacks in 102 career games.  
 ➤ His mother, Sandra Broussard, is on the board of a foundation in San Diego called the Berry Good Food Foundation, which promotes nutritional education and organic food.  
 ➤ He aspires to be a strength and conditioning coach following his playing career.

### WR ERIC WEEMS

➤ After competing in Super Bowl LI as a member of the Atlanta Falcons, Weems presented his alma mater, Seabreeze (Fla.) High School, with a golden football to commemorate his participation.

### NT SYLVESTER WILLIAMS

➤ After high school, Williams, who only played one season of football in high school, worked the night shift at Modine Manufacturing Company in Jefferson City, Mo., making radiator parts for large trucks before enrolling in college.

### LB AVERY WILLIAMSON

➤ Williamson grew up in the West Tennessee town of Milan, which is approximately a two-hour drive from Nashville. He lists Eddie George, Steve McNair and Jevon Kearse as his favorite Titans as a child.  
 ➤ One of Williamson's "bucket list" items is to see the pyramids in Egypt.  
 ➤ In 2013, he was chosen to represent the Kentucky football program on a one-week educational/service trip in Ethiopia.

### LB WESLEY WOODYARD

➤ Woodyard has been a captain in his first three seasons with the Titans. He joined Hall of Fame running back Floyd Little as the only players in Broncos franchise history to serve as a captain in each of their first five years with the club. In 2004, Woodyard also became the first-ever Kentucky freshman to serve as a team captain.  
 ➤ Woodyard is the co-founder of The 16Ways Foundation which recognizes an emotional need for at-risk youth. The Foundation works on a national level to develop and implement workshops, seminars, camps, and other activities. These events are designed to build self-esteem, promote responsibility for one's own actions and overcoming obstacles, and demonstrate the importance of academics, knowledge of career options, professional development, community involvement, and mental and physical fitness among youth of all socio-economic backgrounds. The Foundation's primary focus is to work with at-risk youth between the ages of 8 and 18 and a secondary focus on adults in employment transition.  
 ➤ During the 2016 and 2017 offseasons, Woodyard's 16Ways Foundation hosted a youth football and cheer camp, as well as a charity golf outing in Lexington, Ky.  
 ➤ Woodyard was a three-time nominee for the Walter Payton NFL Man of the Year while with the Broncos in 2010-11 and 2013.



## THIS WEEK'S MEDIA CALENDAR

5 Tuesday	6 Wednesday	7 Thursday	8 Friday	9 Saturday	10 Sunday	11 Monday
<b>No Access</b> Players' Day Off	<b>Practice</b> <b>1:25-3:25 p.m.</b>  <b>Mike Mularkey and Marcus Mariota</b> available; locker room open following practice (45 mins.)  <b>Conference Calls</b>  12:30 p.m. - Jack Del Rio with Tennessee media; 1:45 p.m. - Derek Carr with Tennessee media	<b>Practice with</b> <b>11:45 a.m.-1:30 p.m.</b>  <b>Mike Mularkey and assistant coaches</b> available; locker room open following practice (45 mins.)	<b>Practice</b> <b>10:40-11:55 a.m.</b>  <b>Mike Mularkey</b> available; locker room open following practice (45 mins.)	<b>No Access</b>	<b>Titans vs. Raiders</b> <b>Noon CT</b> Nissan Stadium	<b>Press Conference</b> <b>Time TBA</b>  <b>Mike Mularkey</b> available in the Saint Thomas Sports Park Auditorium

## TITANS TV RATINGS

2017 preseason Titans television ratings in the Nashville market:

Date/Opponent	Day/Time	Network	Rating/Share
8/12 at NYJ	Sat. 6:30 p.m.	WKRN	11.9/20
8/19 vs. Car	Sat. 2 p.m.	WKRN	12.2/25
8/27 vs. Chi	Sun. 12 p.m.	FOX	12.5/23
8/31 at KC	Thu. 7:30 p.m.	WKRN	TBA

Previous yearly Titans television ratings in the Nashville market:

Previous Seasons	Average Rating/Share
2016 Regular Season Average	22.0/38
2015 Regular Season Average	21.3/37
2014 Regular Season Average	20.7/36
2013 Regular Season Average	25.0/41
2012 Regular Season Average	23.5/39
2011 Regular Season Average	27.7/46
2010 Regular Season Average	30.2/50
2009 Regular Season Average	30.9/50
2008 Regular Season Average	32.4/55
2007 Regular Season Average	28.6/49
2006 Regular Season Average	23.0/42
2005 Regular Season Average	21.8/42
2004 Regular Season Average	26.5/48
2003 Regular Season Average	33.4/57
2002 Regular Season Average	26.8/49
2001 Regular Season Average	24.5/42
2000 Regular Season Average	29.1/50
1999 Regular Season Average	19.8/35



## MEDIA CONTACT INFORMATION

## Titans Practice Facility/Training Camp Site:

Saint Thomas Sports Park  
460 Great Circle Road  
Nashville, TN 37228

## Nissan Stadium:

One Titans Way  
Nashville, TN 37213

## Media-Only Website/Credential Application:

<http://media.titansonline.com> (username and password available through Titans media relations)

## Phone:

(615) 565-4000 (main)  
(615) 565-4100 (media relations)  
(615) 565-4450 (Nissan Stadium press box - home PR)  
(615) 565-4190 (fan training camp hotline)  
(615) 565-4140 (community relations hotline)  
(615) 565-4105 (media relations fax)  
(615) 565-4200 (ticket office)

## Titans Communications:

Senior Director of Communications -  
Robbie Bohren, (615) 565-4101  
[rbohren@titans.nfl.com](mailto:rbohren@titans.nfl.com)  
Senior Director of Digital Media -  
Gary Glenn, (615) 565-4058  
[gglenn@titans.nfl.com](mailto:gglenn@titans.nfl.com)  
Senior Writer/Editor -  
Jim Wyatt, (615) 565-4183  
[jwyatt@titans.nfl.com](mailto:jwyatt@titans.nfl.com)  
Assistant Director of Media Relations -  
Dwight Spradlin, (615) 565-4102  
[dspradlin@titans.nfl.com](mailto:dspradlin@titans.nfl.com)  
Media Relations Manager -  
Jared Puffer, (615) 565-4107  
[jpuffer@titans.nfl.com](mailto:jpuffer@titans.nfl.com)  
Social Media Manager -  
Nate Bain, (615) 565-4106  
[nbain@titans.nfl.com](mailto:nbain@titans.nfl.com)  
Media Relations Assistant -  
Kim Smith, (615) 565-4103  
[ksmith@titans.nfl.com](mailto:ksmith@titans.nfl.com)  
Media Relations Seasonal Assistant -  
Lindsey Brown, (615) 565-4103  
[lbrown@titans.nfl.com](mailto:lbrown@titans.nfl.com)

## TITANS ON THE AIR

Programs listed for the Nashville market. Outside of Nashville, check local listings for Titans Radio and "Titans All Access" stations and times.

## MONDAYS

## TV

"Titans on 2 with Mike Mularkey" | 6:30-7 p.m. | WKRN News 2

## Radio

"Monday Night Titans" | 6-7 p.m. | 104.5 The Zone

## TUESDAYS

## Radio

"The Mike Mularkey Show" | 6-7 p.m. | Titans Radio/104.5 The Zone

## WEDNESDAYS

## TV

"Titans Blitz" with Eddie George | 6:30-7 p.m. | WSMV Channel 4

## THURSDAYS

## Radio

"Titans Tonight with Keith Bulluck" | 6-7 p.m. | Titans Radio/104.5 The Zone

## FRIDAYS

## TV

"Titans All Access" | 9-9:30 p.m. | CW 58

## SATURDAYS

## TV

"Titans All Access" | 11:30 a.m.-12 p.m. | WZTV Fox 17

"Titans All Access" | 2:30-3 p.m. | MyTV 30

"Titans on 2 Final Countdown" | 6:30-7 p.m. | WKRN News 2

## SUNDAYS

## Radio (Noon Kickoff)

"Countdown to Kickoff" | 10-11 a.m. | 104.5 The Zone

"Titans Countdown" | 11 a.m.-12 p.m. | Titans Radio/104.5 The Zone

"Titans Postgame Show" | 3-5 p.m. | 104.5 The Zone

## TV

"Titans All Access" | 10:30-11 a.m. | WZTV Fox 17

## TITANS ALL ACCESS

The Titans' 30-minute, official magazine-style TV show returns for its 15th season in 2017. **Mike Keith** and **Amie Wells** co-host the show, joined by new Titans general manager **Jon Robinson**.

Titans All Access features a variety of long-form stories every week. The show always reviews and previews Titans games, but also shares on- and off-field stories about the players, coaches and their families. Other Titans All Access staples include one-on-one chats with players and exclusive insight from Robinson, plus Titans news from [www.titansonline.com](http://www.titansonline.com) senior writer/editor **Jim Wyatt**.

Titans All Access is shown locally on Nashville's FOX 17 Saturdays at 11:30 a.m. and Sundays at 10:30 a.m. It also airs in Nashville on CW 58 Fridays at 9 p.m. and on MyTV 30 Saturdays right after SEC Football (approximately 2:30 p.m. CT).

Titans All Access has also been picked up again by affiliates in Memphis, Knoxville, Chattanooga, Jackson, Tri-Cities, Huntsville, Ala., and Paducah, Ky. Check local listings for dates and times.

## Titans All Access Affiliates:

Nashville

WZTV Fox 17

MyTV 30

CW 58

Chattanooga

WDEF CBS 12

Huntsville

WHNT CBS 19

WHNT2

Jackson, Tenn.

E+ TV6

Knoxville

WVLT CBS 8

MyVLT 2

Memphis

WREG CBS 3

Paducah/Cape Girardeau

KBSI FOX 23

Tri-Cities

Fox 39



## TITANS RADIO AFFILIATES

Titans Radio brings football to fans across the Mid-South in one of the NFL's largest radio networks, including Nashville flagship 104.5 The Zone.

Play-by-play announcer **Mike Keith** connection with pro football across the Mid-South dates back to 1996, a year before the Oilers arrived in Tennessee, and he became the "Voice of the Titans" in 1999. Former Titans assistant coach and NFL head coach **Dave McGinnis** begins his first season as the Titans Radio's color analyst, while Titans Radio gameday host **Rhett Bryan's** involvement with the broadcast dates back to 1997. **Jonathan Hutton** has served as Titans Radio sideline reporter since 2014.

## TITANS RADIO AFFILIATES:

## Flagship

Nashville WGFX FM 104.5

## Tennessee

Camden WRJB FM 95.9

WFOW AM 1220

Centerville WNKX FM 96.7

Chattanooga WGOW FM 102.3

AM 1150

Clarksville WKFN AM 540

FM 104.1

Cleveland WCLE FM 104.1

Columbia WMCP AM 1280

Cookeville WKXD FM 106.9

Dickson WDKN AM 1260

Fayetteville WYTM FM 105.5

Franklin WAKM AM 950

Jackson WZDQ FM 102.3

Knoxville WOKI FM 98.7

Lawrenceburg WTNX FM 106.7

Lebanon WANT FM 98.9

Lebanon WCOR AM 1490

Lewisburg WJJM FM 94.3

Manchester WMSR FM 107.9

AM 1230

McMinnville WAKI AM 1230

Memphis WMFS FM 92.9

AM 680

Memphis WMC AM 790

Morristown WCRK FM 105.7

Nashville WGFX FM 104.5

Tri-Cities WXSM AM 640

Union City WQAK FM 105.7

Waverly WQMV FM 93.5

AM 1060

Winchester WCDT AM 1340

## Alabama

Birmingham WJQX FM 100.5

Florence WQLT FM 107.3

Huntsville WUMP AM 730

FM 103.9

Huntsville WVNN AM 770

FM 92.5

Scottsboro WWIC AM 1050

## Kentucky

Benton WCBL AM 1290

Bowling Green WPTQ FM 105.3

Cadiz WKDZ FM 106.5

Elizabethtown WIEL FM 106.1

AM 1400

Henderson WSON AM 860

FM 96.5

Madisonville WWKY FM 97.7

Owensboro WVJS FM 92.9

AM 1420

Paducah WPAD FM 99.5

AM 1560

## Hawaii

Honolulu KIKI AM 990

## Missouri

Poplar Bluff KLID AM 1320

## TITANS ONLINE COVERAGE

Titans Online offers comprehensive written and video content on the Titans. Senior writer and editor **Jim Wyatt** enters his third season covering the Titans for the team's website. The Nashville native began covering the Titans as a writer for *The Tennessean* in 1999 and became the full-time beat writer in 2001. He has been named Tennessee Sportswriter of the Year six times by the National Sportscasters and Sportswriters Association and twice has been named as one of the top beat writers in the country by the Associated Press Sports Editors.

Additionally, Titans Online and its accompanying mobile app deliver daily videos to keep fans up to date on the team. Wyatt, the "Voice of the Titans" **Mike Keith** and broadcast coordinator **Amie Wells** provide daily coverage from Saint Thomas Sports Park and Nissan Stadium.

Fans can follow the Titans throughout the season on the club's social media platforms, including **Facebook** (@titans), **Twitter** (@Titans), **Instagram** (@Titans) and **Snapchat** (nfltitans).



## TITANS ON SOCIAL MEDIA

Team Website . . . . . [www.TitansOnline.com](http://www.TitansOnline.com)  
 Mobile Website . . . . . [m.titansonline.com](http://m.titansonline.com)  
 Facebook . . . . . @Titans  
 Instagram . . . . . @Titans  
 Snapchat . . . . . nfltitans  
 Twitter . . . . . @Titans  
 YouTube . . . . . /titans

Follow individual Titans players at their personal accounts:

PLAYER	twitter	Instagram
FB Joe Bacci	@joe_bacci	@joebachhh
LB Daren Bates	@DB_5trey	@weslynn_son56
LS Beau Brinkley	@Brinkley86	@brinkley486
LB Jayon Brown	@JayonBrown12	@jayonbrown12
S Kevin Byard	@KB20_Era	@kevinbyard20
OLB Josh Carraway	@JoshuaCarraway	@joshua_carraway
DT Jurrell Casey	@Jurrellc	@tattedmonster99
T Jack Conklin	@jack_conklin78	@jack_conklin78
TE Jerome Cunningham	@J_Cunningham89	@j_cunningham84
S Jonathan Cyprien	@cyp	@cyp
WR Corey Davis	@c_davis_81	@coreydavis84
WR Eric Decker	@EricDecker87	@edec87
OLB Kevin Dodd	@kdodd98	@kdodd_98
WR Harry Douglas	@HDouglas83	@hdouglas83
QB Tyler Ferguson		@tylerferguson7
RB David Fluellen	@DavidFluellenJr	@davidfluellenjr
FB Jalston Fowler	@jalstonfowler	
RB Derrick Henry	@KingHenry_2	@last_king_2
CB Adoree' Jackson	@AdoreeKnows	@adoreeknows
WR Darius Jennings	@DariusJennings	@dariusjennings
DL Austin Johnson	@AJohn15	@austinj40
S Denzel Johnson	@DenzelJohnson30	
C/G Ben Jones		@jones60ben
DL DaQuan Jones	@RiDQulous_98	@dqj_90
RB Akeem Judd	@ajudd1	@21_answers
T/G Dennis Kelly	@DennisKelly67	@denniskelly67
P Brett Kern	@brettkern6	@brettkern6
G Josh Kline	@joshkline64	@jkline64
DL Karl Klug		@karl.klug
G/C Corey Levin	@CoreyLevin62	@coreylevin62

### PLAYER

[twitter](#)
[Instagram](#)

T Taylor Lewan	@TaylorLewan77	@taylorlewan
T Tyler Marz	@TylerMarz61	@tylermarz
WR Rishard Matthews	@_RMatthews	@rishardmatthews
CB Brice McCain	@McCain21	@kain21
OLB Derrick Morgan	@dmorg91	@dmorg91
RB Khalfani Muhammad	@KhalfaniM	@khalfani_muhammad
RB DeMarco Murray	@DeMarcoMurray	@demarcomurray
OLB Victor Ochi		@udo.ochi
OLB Brian Orakpo	@rak98	@orakpo98
LB Nate Palmer	@natep4	@natep4
CB Kalan Reed	@kalan_reed11	@k.reed24
DB Curtis Riley	@curtis35riley	@curtis35riley
CB Logan Ryan	@RealLoganRyan	@realloganryan
C Brian Schwenke	@BrianSchwenke	@bschwenke62
S Da'Norris Searcy	@DSearcy_21	@dsearcy_21
WR Tajaé Sharpe	@Show19ine	@show19ine
CB LeShaun Sims	@LeShaunSims	
TE Jonnu Smith	@Easymoney_81	@jonnusmith87
CB Tye Smith	@TyeSmithCB	@tyesmith
G Quinton Spain	@quinton_spain	@mr.undrafted
DE Jimmy Staten	@jstaten90	
K Ryan Succop	@ryansuccop	@ryansuccop06
TE Phillip Supernaw	@PSupernaw11	@phillipsupernaw
QB Alex Tanney	@AlexTanney	
WR Taywan Taylor	@SilentGrind2	@silentgrind2
S Brynden Trawick	@YoungTrawick_	@bt_riseabove
OLB Erik Walden	@E_Ninety3	@erikwalden_9tre
TE Delanie Walker	@delaniewalker82	@delaniewalker82
OLB Aaron Wallace		@aaronwallace52
WR/KR Eric Weems	@ericweems	
NT Sylvester Williams	@Sylwi92	
LB Avery Williamson	@AWilliamson54	@awilliamson54
NT Antwaun Woods	@AntwaunWoods_	@antwaunwoods
LB Wesley Woodyard	@WoodDro52	@wooddro52





## GAMEDAY MEDIA INFORMATION

### MEDIA RELATIONS CONTACTS

Titans Media Relations (Press Box Seats 1-7): (615) 565-4450  
 Robbie Bohren, Senior Director of Media Relations  
 Dwight Spradlin, Assistant Director of Media Relations  
 Jared Puffer, Media Relations Manager (Field Contact)  
 Kim Smith, Media Relations Assistant  
 Lindsey Brown, Media Relations Seasonal Assistant (Media Will Call)  
 Visiting Team Media Relations (Press Box Seats 29-32): (615) 565-4452

### DIRECTIONS TO NISSAN STADIUM

**FROM AIRPORT TO NISSAN STADIUM (APPROXIMATELY 15 MINUTES):** Take I-40 West toward Nashville/Memphis to I-24 West (before downtown). Exit at James Robertson Parkway (Exit 48). Turn left at first light (Interstate Drive). Turn right on Woodland Street. Nissan Stadium will be on the left. Follow signs to parking lot ("M" lot on northwest corner/river side of stadium).

### NISSAN STADIUM MEDIA WILL CALL/MEDIA ENTRANCE

The media will call window and media entrance are located in the northwest corner of Nissan Stadium near Gate 6. The media will call window opens three hours prior to kickoff.

### FIELD MEDIA VESTS

All members of the media with field access during the game must wear a media vest. Still and video photographers will be issued tan vests, while team-affiliated video photographers (coaches' shows, etc.) will be issued green vests. All vests must be obtained prior to each game at the vest check-in table in the field level concourse. All vests must be returned at the conclusion of the game to Titans personnel or a designated vest receptacle.

### NISSAN STADIUM PRESS BOX INTERNET ACCESS

Wireless internet access is available free of charge in the Nissan Stadium press box. The login information will be available upon arrival in the press box. A limited number of ethernet lines and pool phone lines also are available. Accessing the wireless network works the same in the Nissan Stadium press box as it does in most areas with free connectivity. Titans staff may be able to assist in a limited manner, but you should first contact your company's I.T. department with any questions.

### FROM NISSAN STADIUM PRESS BOX TO LOCKER ROOMS

Take the press box elevator (Level 3) to field level (Level 1). The Titans interview room is immediately on the right, and the Titans locker room (blue line) is straight ahead. Turn left and continue straight along the concourse to reach the visiting team's locker room and interview room (white line).

### POSTGAME POLICIES

Reporters with press box credentials will be allowed on the field during pre-game activities but not during the game itself. Press box credentials do NOT provide access to the field at the two-minute warning in the fourth quarter. Media will be allowed to gather in the Titans interview room to watch the end of the game or remain in the press box to make the short walk down to the field level at the conclusion of the game. All media members will have field access once all of the players and coaches have exited the field. Interviews with Titans players are not permitted on the field following the game. The press conference will begin approximately 10 minutes following the conclusion of the game and will be held in the interview room across from the Titans locker room. Key players also will be brought to the interview room. The press conference audio will be played live over the press box speakers.

### POSTGAME QUOTES

Quotes from each team's head coach and key players will be transcribed and distributed throughout the Nissan Stadium press box following the game. The quotes also will be available at [www.TitansOnline.com](http://www.TitansOnline.com).

### POOL REPORTS

Pool reporters are assigned by the Pro Football Writers of America. They are the only reporters allowed in the officials' locker room. Requests for pool reports must be made in advance. Pool reports will be recorded, transcribed and then distributed in the press box.

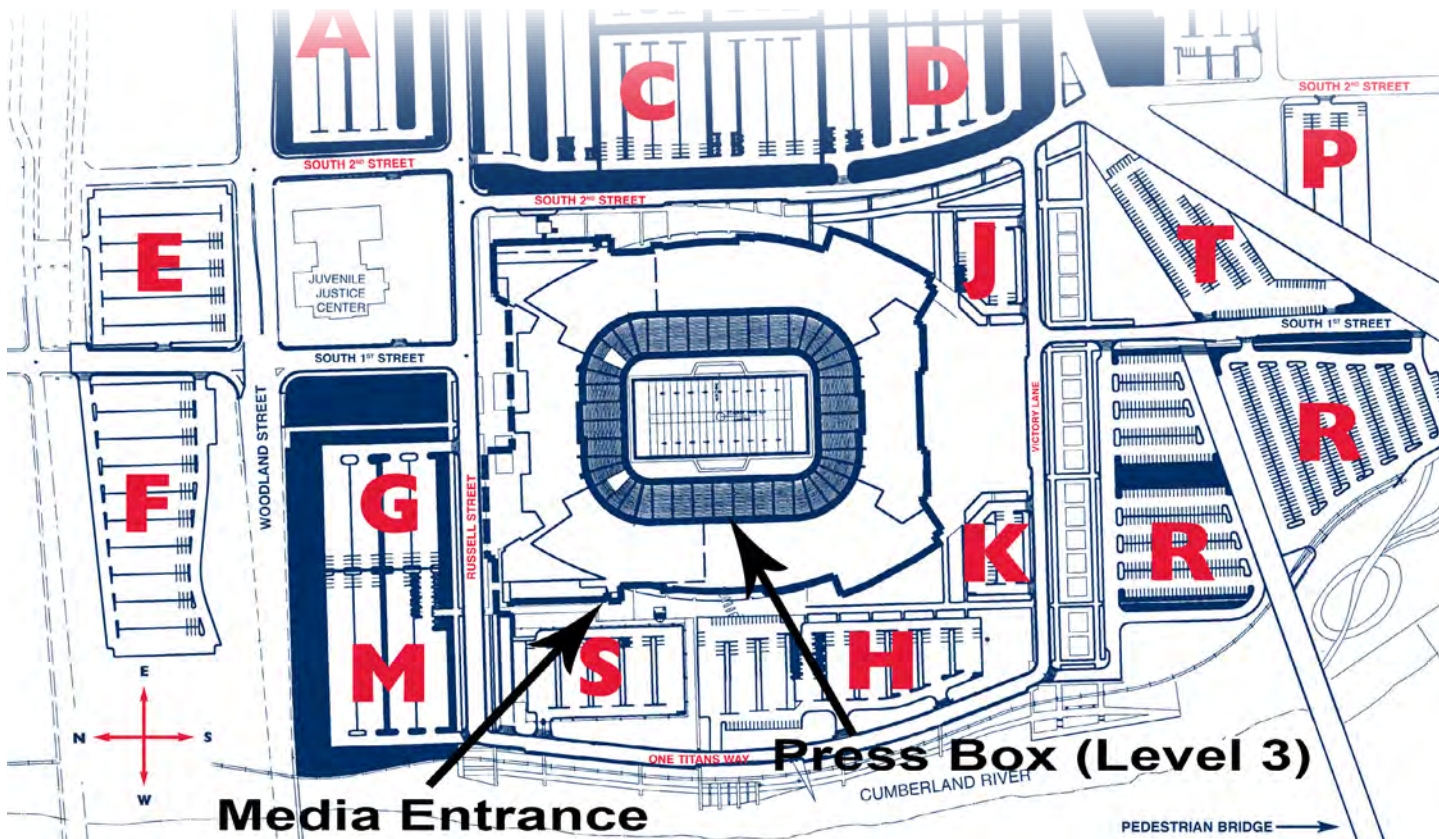
### EXITING NISSAN STADIUM

**FROM NISSAN STADIUM PRESS BOX TO STADIUM EXIT:** Cross the press box catwalk to the third floor lobby. Take the stairs or elevator one floor down to Level 2. Exit through the doors and walk right to get to the "M" lot.

**FROM NISSAN STADIUM TO AIRPORT (APPROXIMATELY 15 MINUTES):** Take I-24 East toward Chattanooga to I-40 East toward Knoxville. The airport is at Exit 216A.

## NISSAN STADIUM PARKING AND MEDIA ENTRANCE

The media will call window and media entrance are located in the northwest corner of Nissan Stadium near Gate 6. The media will call window opens three hours prior to kickoff.





## 2016 NFL DIVISIONAL STANDINGS

AFC East Team	W	L	T	Pct
*- New England Patriots	14	2	0	.875
y- Miami Dolphins	10	6	0	.625
Buffalo Bills	7	9	0	.438
New York Jets	5	11	0	.313

AFC North Team	W	L	T	Pct
z- Pittsburgh Steelers	11	5	0	.688
Baltimore Ravens	8	8	0	.500
Cincinnati Bengals	6	9	1	.406
Cleveland Browns	1	15	0	.063

AFC South Team	W	L	T	Pct
z- Houston Texans	9	7	0	.563
Tennessee Titans	9	7	0	.563
Indianapolis Colts	8	8	0	.500
Jacksonville Jaguars	3	13	0	.188

AFC West Team	W	L	T	Pct
z- Kansas City Chiefs	12	4	0	.750
y- Oakland Raiders	12	4	0	.750
Denver Broncos	9	7	0	.563
San Diego Chargers	5	11	0	.313

NFC East Team	W	L	T	Pct
*- Dallas Cowboys	13	3	0	.813
y- New York Giants	11	5	0	.688
Washington Redskins	8	7	1	.531
Philadelphia Eagles	7	9	0	.438

NFC North Team	W	L	T	Pct
z- Green Bay Packers	10	6	0	.625
y- Detroit Lions	9	7	0	.563
Minnesota Vikings	8	8	0	.500
Chicago Bears	3	13	0	.188

NFC South Team	W	L	T	Pct
z- Atlanta Falcons	11	5	0	.688
Tampa Bay Buccaneers	9	7	0	.563
New Orleans Saints	7	9	0	.438
Carolina Panthers	6	10	0	.375

NFC West Team	W	L	T	Pct
z- Seattle Seahawks	10	5	1	.656
Arizona Cardinals	7	8	1	.469
Los Angeles Rams	4	12	0	.250
San Francisco 49ers	2	14	0	.125

x - Clinched playoff      y - Clinched Wild Card  
z - Clinched Division      \* - Clinched Division and Homefield Advantage

## TITANS OFFENSIVE AND DEFENSIVE RANKINGS BY THE WEEK AND BY THE SEASON

**Offensive rankings** in 2017 by the week based on yardage, followed by yearly rankings since 1999:

2017 Season Week	Opp.	NFL <u>Offense</u>			AFC <u>Offense</u>		
		Tot	Rush	Pass	Tot	Rush	Pass
1	Oak						
2	at Jax						
3	Sea						
4	at Hou						
5	at Mia						
6	Ind						
7	at Cle						
8	Bye						
9	Bal						
10	Cin						
11	at Pit						
12	at Ind						
13	Hou						
14	at Ari						
15	at SF						
16	LAR						
17	Jax						

### Final regular season team rankings:

Titans in 2016	11	3	25	5	2	11
Titans in 2015	30	25	25T	16	10	14
Titans in 2014	29	26	22	14	14	11
Titans in 2013	22	14	21	11	7	11
Titans in 2012	26	21	22	12	10	11
Titans in 2011	17	31	12	8	16	5
Titans in 2010	27	17	25	15	10	13
Titans in 2009	12	2	23	6	2	10
Titans in 2008	21	7	27	10	3	12
Titans in 2007	21	5	27	10	3	14
Titans in 2006	27	5	30	12	3	15
Titans in 2005	17	23	9	10	12	5
Titans in 2004	11	14	10	6	10	5
Titans in 2003	8	26	5	4	14	3
Titans in 2002	17	11	20	9	7	11
Titans in 2001	8	12	8T	5	8	4
Titans in 2000	14	7	16	8	6	8
Titans in 1999	13	13	13T	6	9	5T

**Defensive rankings** in 2017 by the week based on yardage, followed by yearly rankings since 1999:

2017 Season Week	Opp.	NFL <u>Defense</u>			AFC <u>Defense</u>		
		Tot	Rush	Pass	Tot	Rush	Pass
1	Oak						
2	at Jax						
3	Sea						
4	at Hou						
5	at Mia						
6	Ind						
7	at Cle						
8	Bye						
9	Bal						
10	Cin						
11	at Pit						
12	at Ind						
13	Hou						
14	at Ari						
15	at SF						
16	LAR						
17	Jax						

### Final regular season team rankings:

Titans in 2016	20	2	30	11	1	16
Titans in 2015	12	18	7	8	12	3
Titans in 2014	27	31	15	16	15	9
Titans in 2013	14	20	11	8	8	6
Titans in 2012	27	24	26	15	11	14
Titans in 2011	18T	24	14	11	11	10
Titans in 2010	26	20	29	13	10	14
Titans in 2009	28	11T	31	14	5T	16
Titans in 2008	7	6	9	3	3	4
Titans in 2007	5	5	10	4	3	9
Titans in 2006	32	30	27	16	15	15
Titans in 2005	19	22	17	10	11	7
Titans in 2004	27	18	26	13	11	12
Titans in 2003	12	1	30	9	1	15
Titans in 2002	10	2	25	5	2	13
Titans in 2001	25	5	31	15	3	16
Titans in 2000	1	3	1	1	2	1
Titans in 1999	17	10	25	12	6	15

# TENNESSEE TITANS OFFENSIVE AND DEFENSIVE STATS, 1999-2016

2016 TITANS - OFFENSE				1999-2015 TITANS - OFFENSE																
OFFENSE	2016	RANK	NFL/AVG	2015	2014	2013	2012	2011	2010	2009	2008	2007	2006	2005	2004	2003	2002	2001	2000	1999
GAMES (Won-Lost)	9-7	---	---	3-13	2-14	7-9	6-10	9-7	6-10	8-8	13-3	10-6	8-8	4-12	5-11	12-4	11-5	7-9	13-3	13-3
FIRST DOWNS	322	18	324.4	298	258	311	260	281	252	288	268	306	261	279	308	310	312	288	299	294
Rushing	115	4	94.9	66	75	103	70	71	73	115	108	118	105	72	85	84	112	87	107	109
Passing	175	26	199.0	195	159	172	166	185	155	154	143	171	133	191	200	211	182	179	167	167
Penalty	32	12t	30.4	37	24	36	24	25	24	19	17	17	23	16	23	15	18	22	25	18
YDS GAINED (tot)	5,728	11	5,606.3	4,988	4,859	5,390	5,010	5,361	4,834	5,623	5,018	4,987	4,810	5,122	5,487	5,501	5,272	5,352	5,350	5,296
Avg per Game	358.0	11	350.4	311.8	303.7	336.9	313.1	335.1	302.1	351.4	313.6	311.7	300.6	320.1	342.9	343.8	329.5	334.5	334.4	331.0
RUSHING (net)	2,187	3	1,742.6	1,485	1,447	1,894	1,687	1,438	1,727	2,592	2,199	2,109	2,214	1,525	1,871	1,623	1,952	1,794	2,085	1,811
Avg per Game	136.7	3	108.9	92.8	90.4	118.4	105.4	89.9	107.9	162.0	137.4	131.8	138.4	95.3	116.9	101.4	122.0	112.1	130.3	113.2
Rushes	476	4	416.3	371	356	462	378	376	406	499	508	543	469	397	420	486	511	468	546	459
Yards per Rush	4.6	4	4.2	4.0	4.1	4.1	4.5	3.8	4.3	5.2	4.3	3.9	4.7	3.8	4.5	3.3	3.8	3.8	3.8	3.9
PASSING (net)	3,541	25	3,863.7	3,503	3,412	3,496	3,323	3,923	3,107	3,031	2,819	2,878	2,596	3,597	3,616	3,878	3,320	3,558	3,265	3,485
Avg per Game	221.3	25	241.5	218.9	213.3	218.5	207.7	245.2	194.2	189.4	176.2	179.9	162.3	224.8	226.0	242.4	207.5	222.4	204.1	217.8
Passes Att.	504	28	571.7	551	513	533	540	584	474	476	453	464	447	594	589	502	500	515	462	527
Completed	307	29	360.2	342	299	328	318	353	273	271	265	288	226	358	356	315	306	307	286	304
Pct Completed	60.9	21	63.0	62.1	58.3	61.5	58.9	60.4	57.6	56.9	58.5	62.1	50.6	60.3	60.4	62.7	61.2	59.6	61.9	57.7
Yards Gained	3,720	20	4,089.5	3,893	3,738	3,710	3,577	4,113	3,278	3,104	2,902	3,077	2,748	3,797	3,933	4,031	3,441	3,867	3,430	3,622
Sacked	28	7t	34.9	54	50	37	39	24	27	15	12	30	29	31	44	25	21	43	28	25
Yards Lost	179	8t	225.8	390	326	214	254	190	171	73	83	199	152	200	317	153	121	309	165	137
Had intercepted	11	12t	13.0	17	16	16	16	14	15	15	9	17	19	14	19	9	15	17	16	13
Yards Opp Ret	203	22	166.2	263	214	132	260	167	120	121	88	116	250	293	306	264	179	163	236	227
Opp TDs on Int	3	28t	1.1	3	1	1	4	3	1	0	0	0	2	4	2	3	2	2	3	2
PUNTS	77	11t	73.0	88	89	79	83	86	77	69	87	73	88	78	79	71	66	85	76	90
Avg Yards	44.2	24	45.3	47.4	46.3	42.9	46.4	43.6	42.9	43.4	42.8	41.9	42.7	43.2	42.9	43.9	41.3	42.0	40.8	42.5
PUNT RETURNS	30	15t	31.6	38	30	31	31	47	27	33	34	42	37	45	40	37	28	36	53	40
Avg Return	7.9	20	8.6	8.1	6.9	7.7	15.3	10.4	12.2	6.7	9.7	8.7	12.6	9.3	4.3	11.6	7.8	7.8	12.7	9.0
Returned for TD	0	8t	0.3	0	0	0	3	1	1	0	0	0	3	1	0	1	0	0	1	1
KICKOFF RETURNS	33	15t	32.3	33	48	44	63	32	64	69	52	52	79	70	79	68	50	71	47	56
Avg Return	19.1	26	21.9	20.6	23.4	24.9	23.6	26.0	24.3	20.5	25.4	21.1	23.2	24.2	19.7	19.1	19.6	19.9	26.1	18.6
Returned for TD	0	7t	0.2	0	0	0	1	1	1	0	0	0	0	0	0	0	0	1	0	0
PENALTIES	110	20t	107.7	93	111	101	106	104	128	98	108	101	94	125	110	110	112	119	107	114
Yards Penalized	1012	26	928.2	779	961	900	847	960	1,040	821	855	773	803	1,002	923	887	891	1,025	870	1,069
FUMBLES BY	17	7t	20.4	25	23	27	21	17	22	27	18	32	29	27	33	24	20	18	24	17
Fumbles Lost	7	7t	8.9	16	10	9	12	8	14	16	8	17	7	12	12	12	10	11	14	9
Opp Fumbles	12	29t	20.4	16	7	24	15	20	25	20	28	26	19	20	22	21	22	21	39	39
Opp Fum Lost	6	24t	8.9	8	4	12	5	12	8	7	11	12	11	11	12	13	11	11	13	24
POSS. TIME (avg)	30:32	11	30:00	29:25	27:31	30:00	27:18	27:52	25:54	28:27	29:09	31:38	27:17	31:13	31:40	32:52	32:47	31:29	33:48	31:30
TOUCHDOWNS	46	12	40.8	37	28	41	36	34	40	39	41	28	36	33	41	48	42	39	38	46
Rushing	16	10t	13.8	10	6	16	10	8	13	19	24	17	15	8	12	11	16	12	14	19
Passing	29	8t	24.6	25	20	22	17	22	24	16	13	9	13	20	27	30	22	23	18	23
Returns	1	19t	2.4	2	2	3	9	4	3	4	4	2	8	5	2	7	4	4	6	4
EXTRA-PT KICKS	39/41	13	94%	29/31	27/27	41/41	35/35	34/34	38/38	37/37	40/40	28/28	32/32	30/32	39/39	43/44	36/36	34/35	37/38	43/43
2-PT CONVERSIONS	0/5	24t	49%	3/5	0/1	0/0	1/1	0/0	1/2	1/2	1/1	0/0	3/3	0/1	1/2	3/4	2/6	3/4	0/0	1/3
FIELD GOALS/FGA	22/24	4	27/32	14/16	19/22	25/29	25/31	29/32	24/26	27/32	29/33	35/39	22/28	23/29	19/27	32/37	25/31	20/28	27/33	21/25
POINTS SCORED	381	14	364.4	299	254	362	330	325	356	354	375	301	324	299	344	435	367	336	346	392
TURNOVER DIFF.	0	17t	0	-14	-10	0	-4	+1	-4	4	+14	0	+2	-6	-1	+13	+4	-4	0	+19

2016 TITANS - DEFENSE				1999-2015 TITANS - DEFENSE																
DEFENSE	2016	RANK	NFL/AVG	2015	2014	2013	2012	2011	2010	2009	2008	2007	2006	2005	2004	2003	2002	2001	2000	1999
POINTS ALLOWED	378	16t	364.4	423	438	381	471	317	339	402	234	297	400	421	439	324	324	388	191	324
OPP FIRST DOWNS	324	15t	324.4	317	357	329	358	324	356	323	276	268	329	294	318	275	297	300	215	300
Rushing	70	1	94.9	101	119	108	122	111	107	89	81	80	121	89	99	79	75	79	62	81
Passing	227	29t	199.0	192	211	191	210	187	214	210	166	165	181	180	189	167	197	192	134	193
Penalty	27	8	30.4	24	27	30	26	26	35	24	29	23	27	25	30	29	25	29	19	26
OPP YARDS GAINED	5,720	20	5,606.3	5,475	5,968	5,407	5,999	5,682	5,883	5,850	4,698	4,665	5,915	5,110	5,724	4,901	4,964	5,515	3,814	5,245
Avg per Game	357.5	20	350.4	342.2	373.0	337.9	374.9	355.1	367.7	365.6	293.6	291.6	369.7	319.4	357.8	306.3	310.3	344.7	238.4	327.8
OPP RUSHING(net)	1,413	2	1,742.6	1,797	2,195	1,795	2,035	2,053	1,851	1,711	1,502	1,478	2,313	1,894	1,917	1,295	1,424	1,431	1,390	1,550
Avg per Game	88.3	2	108.9	112.3	137.2	112.2	127.2	128.3	115.7	106.9	93.9	92.4	144.6	118.4	119.8	80.9	89.0	89.4	86.9	96.9
Rushes	356	2	416.3	462	515	446	483	461	474	402	403	369	506	449	421	342	372	405	387	383
Yards per Rush	4.0	12	4.2	3.9	4.3	4.0	4.2	4.5	3.9	4.3	3.7	4.0	4.6	4.2	4.6	3.8	3.8	3.5	3.6	4.0
OPP PASSING(net)	4,307	30	3,863.7	3,678	3,773	3,612	3,964	3,629	4,032	4,139	3,196	3,187	3,602	3,216	3,807	3,606	3,540	4,084	2,424	3,695
Avg per Game	269.2	30	241.5	229.9	235.8	225.8	247.8	226.8	252.0	258.7	199.8	199.2	225.1	201.0	237.9	225.4	221.3	255.3	151.5	230.9
Passes Att.	635	31	571.7	502	545	545	564	591	625	604	575	569	530	470	524	546	562	559	466	557
Completed	388	28	360.2	319	347	344	374	369	410	404	342	349	335	296	333	332	339	328	242	312
Pct Completed	61.1	8	63.0	63.5	63.7	63.1	66.3	62.4	65.6	66.9	59.5	61.3	63.2	63.0	63.5	60.8	60.3	58.7	51.9	56.0
Sacked	40	6t	34.9	39	39	36	39	28	40	32	44	40	26	41	32	38	40	32	55	54
Yards Lost	278	4	225.8	271	222	227	241	180	272	224	262	241	148	246	220	223	213	175	337	305
INTERCEPTED BY	12	18t	13.0	11	12	13	19	11	17	20	20	22	17	9	18	21	18	13	17	16
Yards Returned	68	32	166.2	164	122	113	358	179	198	433	351	358	282	129	285	312	198	78	285	257
Returned for TD	0	19t	1.1	1	1	1	4	1	1	4	3	2	2	2	1	3	3	0	4	1
OPP PUNT RETURNS	36	23	31.6	47	43	35	39	36	35	29	32	31	33	32	31	30	28	36	28	45
Avg return	9.6	26	8.6	12.9	8.1	6.0	10.4	6.1	6.1	7.2	9.1	8.8	8.4	4.5	6.3	9.2	13.9	7.3	5.7	7.4
OPP KICKOFF RET	21	2t	32.3	22	31	45	33	30	56	71	61	58	58	57	69	81	74	57	76	76
Avg return	22.0	18	21.9	27.2	27.6	24.4	26.1	22.7	24.8	24.1	25.0	24.2	21.8	22.6	20.1	18.8	20.0	24.9	20.9	21.0
OPP TOUCHDOWNS	43	19t	40.8	51	48	40	55	34	32	48	25	35	46	51	52	35	40	46	20	39
Rushing	10	5t	13.8	11	17	21	16	10	7	16	12	11	20	12	18	10	7	17	7	8
Passing	25	17t	24.6	34	28	15	31	21	23	31	12	21	24	33	29	20	27	27	10	26
Returns	8	32	2.4	6	3	4	8	3	2	1	1	3	2	6	5	5	6	2	3	5



## 2017 TENNESSEE TITANS PRESEASON STATISTICS

Won 1, Lost 3

Date	W-L	Score	OT	Opponent	Attendance
08/12	L	3-7		at N.Y. Jets	77,562
08/19	W	34-27		Carolina	61,159
08/27	L	7-19		Chicago	61,868
08/31	L	6-30		at Kansas City	60,213

Statistic	Tenn.	Opp.
<b>Total First Downs</b>	<b>68</b>	<b>73</b>
Rushing	26	22
Passing	39	43
Penalty	3	8
3rd Down: Made/Att	17/59	21/52
3rd Down Pct.	28.8	40.4
4th Down: Made/Att	4/7	0/1
4th Down Pct.	57.1	0.0
<b>Possession Avg.</b>	<b>30:24</b>	<b>29:36</b>
<b>Total Net Yards</b>	<b>1205</b>	<b>1380</b>
Avg. Per Game	301.3	345.0
Total Plays	258	243
Avg. Per Play	4.7	5.7
<b>Net Yards Rushing</b>	<b>455</b>	<b>387</b>
Avg. Per Game	113.8	96.8
Total Rushes	109	108
<b>Net Yards Passing</b>	<b>750</b>	<b>993</b>
Avg. Per Game	187.5	248.3
Sacked/Yards Lost	15/116	7/51
Gross Yards	866	1044
Att./Completions	134/70	128/80
Completion Pct.	52.2	62.5
Had Intercepted	2	1
<b>Punts/Average</b>	<b>27/45.4</b>	<b>23/45.0</b>
Net Punting Avg.	27/38.5	23/41.0
<b>Penalties/Yards</b>	<b>31/283</b>	<b>24/168</b>
<b>Fumbles/Ball Lost</b>	<b>3/2</b>	<b>7/5</b>
<b>Touchdowns</b>	<b>5</b>	<b>10</b>
Rushing	3	2
Passing	2	7
Returns	0	1

Score By Periods	Q1	Q2	Q3	Q4	OT	PTS
Team	20	7	9	14	0	50
Opponents	14	28	24	17	0	83

Scoring	TD	Rush	Rec	Ret	K-PAT	FG	S	PTS
Succop	0	0	0	0	5/5	5/7	0	20
Henry	3	2	1	0			0	18
Fluellen	1	1	0	0			0	6
Walker	1	0	1	0			0	6
Team	5	3	2	0	5/5	5/7	0	50
Opponents	10	2	7	1	9/10	4/5	1	83

2-Pt Conv: TM 0-0, OPP 0-0

Sacks: Wallace 1.5, D. Brown 1, Robbins 1, Trawick 1, Woodyard 1, (group) 1, Abdesmad TM 0.5, **TM 7, OPP 15**

FUM/Lost: Cassel 2/1, Tanney 1/1

Rushing	No.	Yds	Avg	Long	TD
Fluellen	33	161	4.9	53	1
Henry	33	89	2.7	17t	2
Judd	11	55	5.0	40	0
Tanney	4	47	11.8	16	0
Mariota	4	27	6.8	9	0
Cassel	2	19	9.5	12	0
Taylor	5	18	3.6	9	0
Murray	6	16	2.7	5	0
Muhammad	5	15	3.0	5	0
Radcliff	2	5	2.5	4	0
Fowler	2	4	2.0	2	0
Ferguson	2	-1	-.5	0	0
<b>Team</b>	<b>109</b>	<b>455</b>	<b>4.2</b>	<b>53</b>	<b>3</b>
<b>Opponents</b>	<b>108</b>	<b>387</b>	<b>3.6</b>	<b>43</b>	<b>2</b>

Receiving	No.	Yds	Avg	Long	TD
McBride	9	130	14.4	21	0
Taylor	8	145	18.1	48	0
J. Smith	7	72	10.3	20	0
Henry	7	46	6.6	26	1
Fluellen	6	60	10.0	26	0
Jennings	5	72	14.4	23	0
Matthews	4	69	17.3	26	0
Douglas	4	55	13.8	19	0
Krause	4	54	13.5	15	0
Amaro	3	31	10.3	19	0
Cunningham	2	39	19.5	25	0
Walker	2	31	15.5	27	1
Mabon	2	25	12.5	16	0
Sharpe	2	22	11.0	12	0
Muhammad	2	11	5.5	7	0
Judd	1	4	4.0	4	0
Bacci	1	3	3.0	3	0
Murray	1	-3	-3.0	-3	0
<b>Team</b>	<b>70</b>	<b>866</b>	<b>12.4</b>	<b>48</b>	<b>2</b>
<b>Opponents</b>	<b>80</b>	<b>1044</b>	<b>13.1</b>	<b>68t</b>	<b>7</b>

Interceptions	No.	Yds	Avg	Long	TD
Staples	1	19	19.0	19	0
<b>Team</b>	<b>1</b>	<b>19</b>	<b>19.0</b>	<b>19</b>	<b>0</b>
<b>Opponents</b>	<b>2</b>	<b>15</b>	<b>7.5</b>	<b>15</b>	<b>0</b>

Punting	No.	Yds	Avg	Net	TB	In	Lg	B
Kern	24	1157	48.2	38.9	1	11	61	1
Gay	2	68	34.0	34.0	0	0	37	0
<b>Team</b>	<b>27</b>	<b>1225</b>	<b>45.4</b>	<b>38.5</b>	<b>1</b>	<b>11</b>	<b>61</b>	<b>1</b>
<b>Opponents</b>	<b>23</b>	<b>1035</b>	<b>45.0</b>	<b>41.0</b>	<b>3</b>	<b>8</b>	<b>56</b>	<b>0</b>

Punt Returns	Ret	FC	Yds	Avg	Long	TD
Weems	6	2	15	2.5	7	0
Jackson	5	1	17	3.4	10	0
<b>Team</b>	<b>11</b>	<b>3</b>	<b>32</b>	<b>2.9</b>	<b>10</b>	<b>0</b>
<b>Opponents</b>	<b>13</b>	<b>4</b>	<b>165</b>	<b>12.7</b>	<b>76t</b>	<b>1</b>

Kickoff Returns	No.	Yds	Avg	Long	TD
Fluellen	2	33	16.5	20	0
Jackson	2	36	18.0	23	0
Weems	1	28	28.0	28	0
<b>Team</b>	<b>5</b>	<b>97</b>	<b>19.4</b>	<b>28</b>	<b>0</b>
<b>Opponents</b>	<b>10</b>	<b>221</b>	<b>22.1</b>	<b>38</b>	<b>0</b>

Field Goals	1-19	20-29	30-39	40-49	50+
Succop	0/0	0/0	2/3	2/3	1/1
<b>Team</b>	<b>0/0</b>	<b>0/0</b>	<b>2/3</b>	<b>2/3</b>	<b>1/1</b>
<b>Opponents</b>	<b>0/0</b>	<b>0/0</b>	<b>1/1</b>	<b>3/3</b>	<b>0/1</b>

Succop: (36G) (34G,34N,50G) (40N) (40G,48G)

TM: (36G) (34G,34N,50G) (40N) (40G,48G)

OPP: (55N) (46G,37G) (41G) (48G)

Passing	Att	Cmp	Yds	Cmp%	Yds/Att	TD	TD%	Int	Int%	Long	Sack/Lost	Rating
Tanney	67	31	378	46.3	5.64	0	0.0	2	3.0	42	10/69	51.7
Mariota	32	20	269	62.5	8.41	2	6.3	0	0.0	48	3/28	110.0
Cassel	24	15	185	62.5	7.71	0	0.0	0	0.0	23	2/19	86.3
Ferguson	11	4	34	36.4	3.09	0	0.0	0	0.0	13	0/0	45.3
<b>Team</b>	<b>134</b>	<b>70</b>	<b>866</b>	<b>52.2</b>	<b>6.46</b>	<b>2</b>	<b>1.5</b>	<b>2</b>	<b>1.5</b>	<b>48</b>	<b>15/116</b>	<b>71.3</b>
<b>Opponents</b>	<b>128</b>	<b>80</b>	<b>1044</b>	<b>62.5</b>	<b>8.16</b>	<b>7</b>	<b>5.5</b>	<b>1</b>	<b>0.8</b>	<b>68t</b>	<b>7/51</b>	<b>103.1</b>

## 2017 TENNESSEE TITANS PRESEASON DEFENSIVE STATISTICS

PLAYER	TACKLES			SACKS		TFL	INTERCEPTIONS					FUMBLES		
	Tot	Solo	Asst	Sk	Yds		No	Yds	Lg	TD	PD	FF	FR	Yds
Brown, Jayon	13	10	3	0	0	2	0	0	0	0	1	0	0	0
Bates, Daren	10	8	2	0	0	0	0	0	0	0	0	0	1	0
Palmer, Nate	10	8	2	0	0	0	0	0	0	0	0	0	0	0
Byard, Kevin	9	8	1	0	0	2	0	0	0	0	0	0	1	8
Johnson, Denzel	9	8	1	0	0	0	0	0	0	0	0	0	0	0
Carraway, Josh	9	7	2	0	0	2	0	0	0	0	0	0	0	0
Reed, Kalan	9	6	3	0	0	0	0	0	0	0	3	0	0	0
Wallace, Aaron	8	7	1	1.5	13.5	2	0	0	0	0	0	1	0	0
Hurst, Demontre	7	5	2	0	0	0	0	0	0	0	0	0	0	0
Sims, LeShaun	7	4	3	0	0	0	0	0	0	0	1	0	0	0
Boykins, Jeremy	6	6	0	0	0	0	0	0	0	0	2	0	0	0
Robbins, Cameron	6	3	3	1	1	2	0	0	0	0	0	0	0	0
Staples, Justin	6	3	3	0	0	0	1	19	19	0	1	1	1	0
Staten, Jimmy	6	2	4	0	0	0	0	0	0	0	0	0	1	0
Jackson, Adoree'	5	5	0	0	0	0	0	0	0	0	0	0	0	0
Dodd, Kevin	5	4	1	0	0	1	0	0	0	0	0	0	1	0
Smith, D'Joun	5	4	1	0	0	0	0	0	0	0	0	0	0	0
Smith, Tye	5	4	1	0	0	0	0	0	0	0	1	0	0	0
Woodyard, Wesley	5	4	1	1	9	3	0	0	0	0	0	0	0	0
Searcy, Da'Norris	5	3	2	0	0	0	0	0	0	0	0	0	0	0
Ryan, Logan	4	4	0	0	0	0	0	0	0	0	0	1	0	0
Brown, DeAngelo	4	3	1	1	7	3	0	0	0	0	0	0	0	0
Williamson, Avery	4	3	1	0	0	1	0	0	0	0	0	0	0	0
Walden, Erik	4	1	3	0	0	0	0	0	0	0	0	0	0	0
McCain, Brice	3	3	0	0	0	0	0	0	0	0	0	0	0	0
Blackson, Angelo	3	2	1	0	0	0	0	0	0	0	0	0	0	0
Jones, DaQuan	3	2	1	0	0	0	0	0	0	0	0	0	0	0
Woods, Antwaun	3	2	1	0	0	0	0	0	0	0	0	0	0	0
Cyprien, Johnathan	3	1	2	0	0	0	0	0	0	0	0	0	0	0
Johnson, Austin	3	1	2	0	0	0	0	0	0	0	1	0	0	0
Casey, Jurrell	2	2	0	0	0	0	0	0	0	0	0	0	0	0
Williams, Sylvester	2	2	0	0	0	0	0	0	0	0	0	0	0	0
Abdesmad, Mehdi	2	0	2	0.5	4.5	0	0	0	0	0	0	0	0	0
Riley, Curtis	2	0	2	0	0	0	0	0	0	0	0	0	0	0
Trawick, Brynden	1	1	0	1	11	1	0	0	0	0	0	0	0	0
Brown, Kourtnai	1	0	1	0	0	0	0	0	0	0	0	0	0	0
Klug, Karl	0	0	0	0	0	0	0	0	0	0	1	0	0	0
Team	0	0	0	1	5	0	0	0	0	0	0	0	0	0
<b>Total</b>	<b>189</b>	<b>136</b>	<b>53</b>	<b>7</b>	<b>51</b>	<b>19</b>	<b>1</b>	<b>19</b>	<b>19</b>	<b>0</b>	<b>11</b>	<b>3</b>	<b>5</b>	<b>8</b>

## TITANS PRESEASON SPECIAL TEAMS STATISTICS

PLAYER	TACKLES			FUMBLES		BLOCKS		
	Tot	Solo	Asst	FF	FR	PAT	FG	PUNT
Amaro, Jace	2	2	0	0	0	0	0	0
Bates, Daren	2	1	1	0	0	0	0	0
Brinkley, Beau	2	1	1	0	0	0	0	0
Cunningham, Jerome	2	1	1	0	0	0	0	0
Trawick, Brynden	2	1	1	0	0	0	0	0
Weems, Eric	2	1	1	0	0	0	0	0
Supernaw, Phillip	2	0	2	0	0	0	0	0
Bacci, Joe	1	1	0	0	0	0	0	0
Fluellen, David	1	1	0	0	0	0	0	0
Johnson, Denzel	1	1	0	0	0	0	0	0
Judd, Akeem	1	1	0	0	0	0	0	0
Searcy, Da'Norris	1	1	0	0	0	0	0	0
Sims, LeShaun	1	1	0	0	0	0	0	0
Brown, Jayon	1	0	1	0	0	0	0	0
McBride, Tre	1	0	1	0	0	0	0	0
McCain, Brice	1	0	1	0	0	0	0	0
Semisich, Tim	1	0	1	0	0	0	0	0
Staples, Justin	1	0	1	0	0	0	0	0
Taylor, Taywan	1	0	1	0	0	0	0	0
<b>TEAM TOTALS:</b>	<b>26</b>	<b>13</b>	<b>13</b>	<b>0</b>	<b>0</b>	<b>0</b>	<b>0</b>	<b>0</b>

## MISCELLANEOUS STATISTICS

PLAYER	TACKLES			FUMBLES	
	Tot	Solo	Asst	FF	FR
Kelly, Dennis	1	1	0	0	0
Marz, Tyler	1	1	0	0	0
Fluellen, David	1	0	0	0	0
Levin, Corey	1	0	1	0	0
Mabon, KeVonn	1	0	1	0	0
Cassel, Matt	0	0	0	0	1
<b>TEAM TOTALS:</b>	<b>5</b>	<b>2</b>	<b>2</b>	<b>0</b>	<b>1</b>

## Legend:

**Tot** . . . . . Total Tackles  
**Solo** . . . . . Unassisted Tackles  
**Asst** . . . . . Assisted Tackles  
**Sk** . . . . . Quarterback Sacks  
**Yds** . . . . . Yards Lost on Sack  
**QBP** . . . . . Quarterback Pressure  
**TFL** . . . . . Tackle for Loss  
**Int** . . . . . Interceptions  
**Yds** . . . . . Interception Return Yards  
**TD** . . . . . Interceptions Return Touchdowns  
**PD** . . . . . Passes Defensed  
**FF** . . . . . Forced Fumble  
**FR** . . . . . Fumble Recoveries  
**Yds** . . . . . Yards on Fumble Returns



## 2016 TENNESSEE TITANS REGULAR SEASON STATISTICS

### Won 9, Lost 7

Date	W-L	Score	OT	Opponent	Attendance
09/11	L	16-25		Minnesota	63,816
09/18	W	16-15		at Detroit	58,466
09/25	L	10-17		Oakland	62,370
10/02	L	20-27		at Houston	71,815
10/09	W	30-17		at Miami	64,425
10/16	W	28-26		Cleveland	60,897
10/23	L	26-34		Indianapolis	65,470
10/27	W	36-22		Jacksonville	61,619
11/06	L	35-43		at San Diego	52,281
11/13	W	47-25		Green Bay	69,116
11/20	L	17-24		at Indianapolis	65,048
11/27	W	27-21		at Chicago	59,494
12/11	W	13-10		Denver	68,780
12/18	W	19-17		at Kansas City	68,084
12/24	L	17-38		at Jacksonville	59,621
01/01	W	24-17		Houston	65,205

Statistic	Tenn.	Opp.
<b>Total First Downs</b>	<b>322</b>	<b>324</b>
Rushing	115	70
Passing	175	227
Penalty	32	27
3rd Down: Made/Att	100/217	77/210
3rd Down Pct.	46.1	36.7
4th Down: Made/Att	4/11	12/22
4th Down Pct.	36.4	54.5
<b>Possession Avg.</b>	<b>30:32</b>	<b>29:28</b>
<b>Total Net Yards</b>	<b>5728</b>	<b>5720</b>
Avg. Per Game	358.0	357.5
Total Plays	1008	1031
Avg. Per Play	5.7	5.5
<b>Net Yards Rushing</b>	<b>2187</b>	<b>1413</b>
Avg. Per Game	136.7	88.3
Total Rushes	476	356
<b>Net Yards Passing</b>	<b>3541</b>	<b>4307</b>
Avg. Per Game	221.3	269.2
Sacked/Yards Lost	28/179	40/278
Gross Yards	3720	4585
Att./Completions	504/307	635/388
Completion Pct.	60.9	61.1
Had Intercepted	11	12
<b>Punts/Average</b>	<b>77/44.2</b>	<b>72/46.7</b>
Net Punting Avg.	77/38.6	72/40.9
<b>Penalties/Yards</b>	<b>110/1012</b>	<b>137/1191</b>
<b>Fumbles/Ball Lost</b>	<b>17/7</b>	<b>12/6</b>
<b>Touchdowns</b>	<b>46</b>	<b>43</b>
Rushing	16	10
Passing	29	25
Returns	1	8

Score By Periods	Q1	Q2	Q3	Q4	OT	PTS
<b>Team</b>	<b>77</b>	<b>149</b>	<b>59</b>	<b>96</b>	<b>0</b>	<b>381</b>
<b>Opponents</b>	<b>97</b>	<b>95</b>	<b>75</b>	<b>111</b>	<b>0</b>	<b>378</b>

Scoring	TD	Rush	Rec	Ret	K-PAT	FG	S	PTS
Succop	0	0	0	0	39/41	22/24	0	105
Murray	12	9	3	0			0	72
Matthews	9	0	9	0			0	54
Walker	7	0	7	0			0	42
Henry	5	5	0	0			0	30
Wright	3	0	3	0			0	18
Fasano	2	0	2	0			0	12
An. Johnson	2	0	2	0			0	12
Mariota	2	2	0	0			0	12
Sharpe	2	0	2	0			0	12
D. Jones	1	0	0	1			0	6
Lewan	1	0	1	0			0	6
<b>Team</b>	<b>46</b>	<b>16</b>	<b>29</b>	<b>1</b>	<b>39/41</b>	<b>22/24</b>	<b>0</b>	<b>381</b>
<b>Opponents</b>	<b>43</b>	<b>10</b>	<b>25</b>	<b>8</b>	<b>35/40</b>	<b>27/32</b>	<b>1</b>	<b>378</b>

2-Pt Conv: TM 0-5, OPP 1-3

**Sacks:** Orakpo 10.5, Morgan 9, Casey 5, Spence 3, Williamson 2, Woodyard 2, D. Jones 1.5, Klug 1.5, Byard 1, Dodd 1, Stafford 1, Wallace 1, (team sacks) 1, Au. Johnson 0.5, **TM 40, OPP 28**

**FUM/Lost:** Mariota 9/5, Murray 3/1, Mariani 2/0, Cassel 1/0, Matthews 1/1, Walker 1/0

Rushing	No.	Yds	Avg	Long	TD
Murray	293	1287	4.4	75t	9
Henry	110	490	4.5	22	5
Mariota	60	349	5.8	41	2
Andrews	2	15	7.5	9	0
Mariani	1	15	15.0	15	0
Wright	1	15	15.0	15	0
Walker	2	11	5.5	8	0
Cassel	4	3	0.8	3	0
Fowler	1	3	3.0	3	0
Sharpe	1	1	1.0	1	0
Blake	1	-2	-2.0	-2	0
<b>Team</b>	<b>476</b>	<b>2187</b>	<b>4.6</b>	<b>75t</b>	<b>16</b>
<b>Opponents</b>	<b>356</b>	<b>1413</b>	<b>4.0</b>	<b>68t</b>	<b>10</b>

Receiving	No.	Yds	Avg	Long	TD
Matthews	65	945	14.5	60	9
Walker	65	800	12.3	47	7
Murray	53	377	7.1	35	3
Sharpe	41	522	12.7	34t	2
Wright	29	416	14.3	48t	3
Douglas	15	210	14.0	35	0
Henry	13	137	10.5	29	0
An. Johnson	9	85	9.4	20	2
Fasano	8	83	10.4	17	2
Supernaw	4	62	15.5	30	0
Amaro	3	59	19.7	26	0
Fowler	1	14	14.0	14	0
Lewan	1	10	10.0	10t	1
<b>Team</b>	<b>307</b>	<b>3720</b>	<b>12.1</b>	<b>60</b>	<b>29</b>
<b>Opponents</b>	<b>388</b>	<b>4585</b>	<b>11.8</b>	<b>58</b>	<b>25</b>

Interceptions	No.	Yds	Avg	Long	TD
Cox	3	3	1.0	3	0
McCain	2	33	16.5	33	0
McCourty	2	7	3.5	6	0
Woodyard	1	21	21.0	21	0
Stafford	1	4	4.0	4	0
Searcy	1	0	0.0	0	0
Sims	1	0	0.0	0	0
Williamson	1	0	0.0	0	0
<b>Team</b>	<b>12</b>	<b>68</b>	<b>5.7</b>	<b>33</b>	<b>0</b>
<b>Opponents</b>	<b>11</b>	<b>203</b>	<b>18.5</b>	<b>77t</b>	<b>3</b>

Punting	No.	Yds	Avg	Net	TB	In	Lg	B
Kern	77	3402	44.2	38.6	4	32	71	0
<b>Team</b>	<b>77</b>	<b>3402</b>	<b>44.2</b>	<b>38.6</b>	<b>4</b>	<b>32</b>	<b>71</b>	<b>0</b>
<b>Opponents</b>	<b>72</b>	<b>3360</b>	<b>46.7</b>	<b>40.9</b>	<b>9</b>	<b>22</b>	<b>72</b>	<b>0</b>

Punt Returns	Ret	FC	Yds	Avg	Long	TD
Mariani	29	22	235	8.1	18	0
Blake	1	0	1	1.0	1	0
<b>Team</b>	<b>30</b>	<b>22</b>	<b>236</b>	<b>7.9</b>	<b>18</b>	<b>0</b>
<b>Opponents</b>	<b>36</b>	<b>27</b>	<b>347</b>	<b>9.6</b>	<b>74t</b>	<b>2</b>

Kickoff Returns	No.	Yds	Avg	Long	TD
Mariani	26	560	21.5	37	0
Andrews	4	37	9.3	17	0
Wright	3	32	10.7	15	0
<b>Team</b>	<b>33</b>	<b>629</b>	<b>19.1</b>	<b>37</b>	<b>0</b>
<b>Opponents</b>	<b>21</b>	<b>462</b>	<b>22.0</b>	<b>61</b>	<b>0</b>

Field Goals	1-19	20-29	30-39	40-49	50+
Succop	1/1	4/4	6/6	8/8	3/5
<b>Team</b>	<b>1/1</b>	<b>4/4</b>	<b>6/6</b>	<b>8/8</b>	<b>3/5</b>
<b>Opponents</b>	<b>0/0</b>	<b>7/7</b>	<b>9/10</b>	<b>6/9</b>	<b>5/6</b>

Succop: (28G) (51N,46G) (34G) (48G,26G) (40G) (58N) (48G,44G) (32G,22G,33G) () (51G,23G) (47G) (19G,31G) (53G,41G) (39G,53G) (42G) (35G)  
 OPP: (37N,56N,50G,33G,45G,30G) (42G,27G) (52G) (53G,48N,45G) (24G) (45G,37G) (28G,33G) () (32G,23G, 36G) (29G,38G) (42N,49G) () (34G) (34G) (29G,48G,56G,50G) (45N,26G)

Passing	Att	Cmp	Yds	Cmp%	Yds/Att	TD	TD%	Int	Int%	Long	Sack/Lost	Rating
Mariota	451	276	3426	61.2	7.60	26	5.8	9	2.0	60	23/156	95.6
Cassel	51	30	284	58.8	5.57	2	3.9	2	3.9	50	5/23	71.0
Murray	2	1	10	50.0	5.00	1	50.0	0	0.0	10t	0/0	104.2
<b>Team</b>	<b>504</b>	<b>307</b>	<b>3720</b>	<b>60.9</b>	<b>7.38</b>	<b>29</b>	<b>5.8</b>	<b>11</b>	<b>2.2</b>	<b>60</b>	<b>28/179</b>	<b>93.7</b>
<b>Opponents</b>	<b>635</b>	<b>388</b>	<b>4585</b>	<b>61.1</b>	<b>7.22</b>	<b>25</b>	<b>3.9</b>	<b>12</b>	<b>1.9</b>	<b>58</b>	<b>40/278</b>	<b>88.3</b>

# 2016 TENNESSEE TITANS REGULAR SEASON DEFENSIVE STATISTICS

PLAYER	TACKLES			SACKS		QB P		TFL		INTERCEPTIONS				FUMBLES		
	Tot	Solo	Asst	Sk	Yds					No	Yds	Lg	TD	PD	FF	FR
Williamson, Avery	149	76	73	2.0	14.0	9	6	1	0	0	0	1	1	0	0	
Woodyard, Wesley	88	52	36	2.0	7.0	8	7	1	21	21	0	6	0	0	0	
Spence, Sean	77	41	36	3.0	22.0	8	4	0	0	0	0	3	1	0	0	
McCourty, Jason	64	56	8	0.0	0.0	0	0	2	7	6	0	18	0	1	0	
Byard, Kevin	63	42	21	1.0	8.0	3	5	0	0	0	0	4	0	0	0	
Stafford, Daimion	58	42	16	1.0	6.0	2	3	1	4	4	0	2	0	1	0	
Orakpo, Brian	55	40	15	10.5	78.0	49	4	0	0	0	0	5	1	0	0	
Searcy, Da'Norris	51	39	12	0.0	0.0	0	2	1	0	0	0	8	0	1	0	
Casey, Jurrell	51	38	13	5.0	38.0	29	3	0	0	0	0	5	0	0	0	
Morgan, Derrick	50	29	21	9.0	57.0	56	4	0	0	0	0	1	0	0	0	
Johnson, Rashad	48	33	15	0.0	0.0	0	1	0	0	0	0	1	1	0	0	
McCain, Brice	44	37	7	0.0	0.0	0	1	2	33	33	0	12	0	0	0	
Blake, Valentino	37	32	5	0.0	0.0	0	2	0	0	0	0	8	0	0	0	
Cox, Perrish	36	33	3	0.0	0.0	0	0	3	3	3	0	12	0	0	0	
Jones, DaQuan	29	18	11	1.5	12.0	8	1	0	0	0	0	0	0	1	0	
Klug, Karl	25	14	11	1.5	9.0	18	1	0	0	0	0	1	0	0	0	
Sims, LeShaun	18	17	1	0.0	0.0	0	1	1	0	0	0	6	0	0	0	
Woods, Al	17	11	6	0.0	0.0	1	2	0	0	0	0	0	0	0	0	
Bass, David	16	8	8	0.0	0.0	3	1	0	0	0	0	0	0	0	0	
Johnson, Austin	15	13	2	0.5	3.0	1	1	0	0	0	0	1	0	0	0	
Wallace, Aaron	15	9	6	1.0	9.0	5	0	0	0	0	0	0	0	0	0	
Blackson, Angelo	14	7	7	0.0	0.0	2	3	0	0	0	0	1	0	0	0	
Dodd, Kevin	9	6	3	1.0	6.0	4	1	0	0	0	0	0	0	0	0	
Palmer, Nate	2	2	0	0.0	0.0	0	1	0	0	0	0	0	0	0	0	
Woods, Antwaun	2	2	0	0.0	0.0	0	1	0	0	0	0	0	0	0	0	
Abdesmad, Mehdi	1	1	0	0.0	0.0	0	0	0	0	0	0	0	0	0	0	
Reed, Kalan	1	1	0	0.0	0.0	0	0	0	0	0	0	0	0	0	0	
Team	1	1	0	1.0	9.0	0	0	0	0	0	0	0	0	0	0	
TEAM TOTALS:	1,036	700	336	40.0	278.0	206	55	12	68	3	0	95	4	4	0	

## TITANS SPECIAL TEAMS STATISTICS

PLAYER	TACKLES			FUMBLES		BLOCKS		
	Tot	Solo	Asst	FF	FR	PAT	FG	PUNT
Palmer, Nate	12	9	3	0	0	0	0	0
Byard, Kevin	10	7	3	0	0	0	0	0
Blake, Valentino	8	7	1	0	0	0	0	0
Supernaw, Phillip	8	3	5	0	0	0	0	0
Spence, Sean	7	6	1	0	0	0	0	0
Sims, LeShaun	6	5	1	0	2	0	0	0
Woodyard, Wesley	6	5	1	0	0	0	0	0
Andrews, Antonio	6	4	2	0	0	0	0	0
Brinkley, Beau	6	4	2	0	0	0	0	0
Bass, David	6	3	3	0	0	0	0	0
Wallace, Aaron	5	3	2	0	0	0	0	0
Stafford, Daimion	4	2	2	0	0	0	0	0
Fowler, Jalston	3	2	1	0	0	0	0	0
McCain, Brice	2	2	0	0	0	0	0	0
McCourty, Jason	2	2	0	0	0	0	0	0
Riggs, Cody	2	1	1	0	0	0	0	0
Searcy, Da'Norris	2	1	1	0	0	0	0	0
Reed, Kalan	1	1	0	0	0	0	0	0
Staples, Justin	1	0	1	0	0	0	0	0
TEAM TOTALS:	97	67	30	0	2	0	0	0

## MISCELLANEOUS STATISTICS

PLAYER	TACKLES			FUMBLES	
	Tot	Solo	Asst	FF	FR
Lewan, Taylor	3	3	0	0	0
Kelly, Dennis	1	1	0	0	0
Kline, Josh	1	1	0	0	0
Supernaw, Phillip	1	1	0	0	0
Walker, Delanie	1	1	0	0	1
Wright, Kendall	1	1	0	0	0
Cassel, Matt	0	0	0	0	1
Douglas, Harry	0	0	0	0	1
Fasano, Anthony	0	0	0	0	1
Mariani, Marc	0	0	0	0	1
Mariota, Marcus	0	0	0	0	2
Murray, DeMarco	0	0	0	0	1
Schwenke, Brian	0	0	0	0	1
TEAM TOTALS:	8	8	0	0	9

**Legend:**  
**Tot** . . . . . Total Tackles  
**Solo** . . . . . Unassisted Tackles  
**Asst** . . . . . Assisted Tackles  
**Sk** . . . . . Quarterback Sacks  
**Yds** . . . . . Yards Lost on Sack  
**QB P** . . . . . Quarterback Pressure  
**TFL** . . . . . Tackle for Loss  
**Int** . . . . . Interceptions  
**Yds** . . . . . Interception Return Yards  
**TD** . . . . . Interceptions Return Touchdowns  
**PD** . . . . . Passes Defensed  
**FF** . . . . . Forced Fumble  
**FR** . . . . . Fumble Recoveries  
**Yds** . . . . . Yards on Fumble Returns



## 2017 OAKLAND RAIDERS PRESEASON STATISTICS



## WON 0, LOST 4

08/12 L 10-20	at Arizona
08/19 L 21-24	L.A. Rams
08/26 L 20-24	at Dallas
08/31 L 13-17	Seattle

* RUSHING	No.	Yds	Avg	Long	TD
Atkinson	18	88	4.9	15	0
Crockett	22	64	2.9	24	1
Washington	14	57	4.1	19	0
Hood	8	32	4.0	12	0

	Oak.	Opp.	Richard	No.	Yds	Avg	Long	TD
TOTAL FIRST DOWNS	69	87	Mickens	2	21	10.5	24	0
Rushing	17	21	Holton	1	19	19.0	19	0
Passing	42	56	Lynch	4	16	4.0	6	0
Penalty	10	10	Manuel	5	15	3.0	8	0
3rd Down: Made/Att	22/52	30/57	Patterson	1	4	4.0	4	0
3rd Down Pct.	42.3	52.6	C. Cook	1	2	2.0	2	0
4th Down: Made/Att	1/4	1/1	TEAM	85	344	4.0	24	1
4th Down Pct.	25.0	100.0	OPPONENTS	107	417	3.9	19	1

POSSESSION AVG.	27:04	32:56	* RECEIVING	No.	Yds	Avg	Long	TD
TOTAL NET YARDS	1088	1357	Hatcher	9	86	9.6	18t	1
Avg. Per Game	272.0	339.3	Cooper	7	124	17.7	48t	1
Total Plays	227	259	Patterson	7	59	8.4	17t	1
Avg. Per Play	4.8	5.2	Crockett	7	55	7.9	29	0

NET YARDS RUSHING	344	417	Mickens	6	52	8.7	14	0
Avg. Per Game	86.0	104.3	Holton	5	78	15.6	36	1
Total Rushes	85	107	Brent	5	62	12.4	19	0

NET YARDS PASSING	744	940	P. Brown	5	35	7.0	15	0
Avg. Per Game	186.0	235.0	Atkinson	4	45	11.3	24	0
Sacked/Yards Lost	6/58	10/83	Walford	3	44	14.7	30	0
Gross Yards	802	1023	J. Cook	3	34	11.3	16	0

Att./Completions	136/80	142/99	L. Smith	3	31	10.3	19t	1
Completion Pct.	58.8	69.7	Crabtree	3	22	7.3	13t	1
Had Intercepted	2	2	Whitney	3	22	7.3	8	0

PUNTS/AVERAGE	18/47.5	15/40.9	Roberts	2	15	7.5	14	0
NET PUNTING AVG.	18/42.1	15/37.9	O'Malley	2	11	5.5	9	0

PENALTIES/YARDS	29/255	28/265	G. Holmes	2	1	0.5	5	0
FUMBLES/BALL LOST	6/2	3/2	Richard	1	13	13.0	13	0

TOUCHDOWNS	8	10	Zamora	1	9	9.0	9	0
Rushing	1	1	Lynch	1	7	7.0	7	0
Passing	6	9	Washington	1	-3	-3.0	-3	0
Returns	1	0	TEAM	80	802	10.0	48t	6

* SCORE BY PERIODS	Q1	Q2	Q3	Q4	OT	PTS	OPPONENTS	No.	Yds	Avg	Long	TD
--------------------	----	----	----	----	----	-----	-----------	-----	-----	-----	------	----

TEAM	7	30	17	10	0	64	* INTERCEPTIONS	No.	Yds	Avg	Long	TD
OPPONENTS	34	20	0	31	0	85	Borders	1	0	0.0	0	0

* SCORING	TD-Ru-Pa-Rt	K-PAT	FG	S	PTS	Luani	1	-1	-1.0	-1	0			
Tavecchio	0	0	0	0	5/ 6	3/ 4	0	14	TEAM	2	-1	-.5	0	0

Cooper	1	0	1	0	0	6	OPPONENTS	2	11	5.5	9	0			
Crabtree	1	0	1	0	0	6	* PUNTING	No.	Yds	Avg	Net	TB	In	Lg	B

Crockett	1	1	0	0	0	6	King	18	855	47.5	42.1	0	5	62	0
Hatcher	1	0	1	0	0	6	TEAM	18	855	47.5	42.1	0	5	62	0

Holton	1	0	1	0	0	6	TEAM	15	633	47.5	42.1	0	3	62	0
Holton	1	0	1	0	0	6	OPPONENTS	15	614	40.9	37.9	0	6	65	0
Lewis	1	0	0	1	0	6	* PUNT RETURNS	Ret	FC	Yds	Avg	Long	TD		

Patterson	1	0	1	0	0	6	Richard	3	0	15	5.0	10	0
L. Smith	1	0	1	0	0	6	Mickens	2	0	25	12.5	16	0

U. Smith	1	0	1	0				0	0	Mickens	2	0	23	12.5	10	0
Janikowski	0	0	0	0	2/ 2	0/ 1	0	2	Washington	2	1	5	2.5	3	0	
TEAM	8	1	6	1	7/ 8	3/ 5	0	64	Carrie	0	1	0	---	---	0	

OPPONENTS	10	1	9	0	10/10	5/ 7	0	85	Hatcher	0	2	0	---	---	0
2-Pt Conv: TM 0-0, OPP 0-0									TEAM	7	4	45	6.4	16	0

SACKS: Hester 3, Lewis 3, Calhoun 1, Hamilton 1, Mack 1, Woodson-Luster 1, TM 10, OPP 6									OPPONENTS	12	4	98	8.2	13	0
---	--	--	--	--	--	--	--	--	-----------	----	---	----	-----	----	---

* KICKOFF RETURNS	No.	Yds	Avg	Long	TD
Atkinson	4	61	15.3	23	0

Holton	2	51	25.5	35	0
Patterson	2	48	24.0	27	0

Feliciano	1	18	18.0	18	0
Hatcher	1	18	18.0	18	0

Mickens	1	20	20.0	20	0
TEAM	11	216	19.6	35	0

OPPONENTS	9	191	21.2	35	0
* FIELD GOALS	1-19	20-29	30-39	40-49	50+

Tavecchio	0/ 0	1/ 1	1/ 2	1/ 1	0/ 0
Janikowski	0/ 0	0/ 0	0/ 0	0/ 0	0/ 1

TEAM	0/ 0	1/ 1	1/ 2	1/ 1	0/ 1
OPPONENTS	0/ 0	2/ 2	1/ 1	2/ 4	0/ 0

Tavecchio: (43G)()() (34G,36N,28G)					
Janikowski: (51B)()()()					

TM: (51B,43G)()() (34G,36N,28G)					
OPP: (28G,43G,46N) (35G) (42G) (21G,49N)					

* PASSING	Att	Cmp	Yds	Cmp%	Yds/Att	TD	TD%	Int	Int%	Long	Sack/Lost	Rating
C. Cook	71	36	342	50.7	4.82	1	1.4	1	1.4	36	4/ 41	63.2
Manuel	39	24	216	61.5	5.54	1	2.6	0	0.0	30	2/ 17	85.0
Carr	26	20	244	76.9	9.38	4	15.4	1	3.8	48t	0/ 0	128.8
TEAM	136	80	802	58.8	5.90	6	4.4	2	1.5	48t	6/ 58	84.3
OPPONENTS	142	99	1023	69.7	7.20	9	6.3	2	1.4	44t	10/ 83	105.5

2016 OAKLAND RAIDERS REGULAR SEASON STATISTICS



WON 12, LOST 4

09/11 W 35-34	at New Orleans	73,028	Murray	195	788	4.0	42	12
09/18 L 28-35	Atlanta	54,081	Richard	83	491	5.9	75t	1
09/25 W 17-10	at Tennessee	62,370	Washington	87	467	5.4	30	2
10/02 W 28-27	at Baltimore	71,152	Carr	39	70	1.8	13	0
10/09 W 34-31	San Diego	54,275	Olawale	17	47	2.8	17	2
10/16 L 10-26	Kansas City	54,211	Holton	6	43	7.2	29	0
10/23 W 33-16	at Jacksonville	62,614	King	2	27	13.5	27	0
10/30 W 30-24	OT at Tampa Bay	61,068	Cooper	1	0	0.0	0	0
11/06 W 30-20	Denver	54,957	McGloin	3	-3	-1.0	-1	0
11/21 W 27-20	Houston	76,473	Jones	1	-8	-8.0	-8	0
11/27 W 35-32	Carolina	54,909	TEAM	434	1922	4.4	75t	17
12/04 W 38-24	Buffalo	54,759	OPPONENTS	421	1881	4.5	64	18
12/08 L 13-21	at Kansas City	75,191	* RECEIVING	No.	Yds	Avg	Long	TD
12/18 W 19-16	at San Diego	68,352	Crabtree	89	1003	11.3	56	8
12/24 W 33-25	Indianapolis	54,896	Cooper	83	1153	13.9	64t	5
01/01 L 6-24	at Denver	76,836	Roberts	38	397	10.4	41t	5
	Oak.	Opp.	Walford	33	359	10.9	31t	3
TOTAL FIRST DOWNS	334	318	Murray	33	264	8.0	39	0
Rushing	98	94	Richard	29	194	6.7	29	2
Passing	198	188	Rivera	18	192	10.7	27	1
Penalty	38	36	Washington	17	115	6.8	18	0
3rd Down: Made/Att	83/218	78/198	A. Holmes	14	126	9.0	23	3
3rd Down Pct.	38.1	39.4	Olawale	12	227	18.9	75t	1
4th Down: Made/Att	6/13	4/15	L. Smith	6	29	4.8	12	0
4th Down Pct.	46.2	26.7	Jones	4	43	10.8	16	0
POSSESSION AVG.	31:18	28:42	Holton	2	34	17.0	30	0
TOTAL NET YARDS	5973	6001	Penn	1	1	1.0	1t	1
Avg. Per Game	373.3	375.1	TEAM	379	4137	10.9	75t	29
Total Plays	1048	987	OPPONENTS	328	4267	13.0	98t	27
Avg. Per Play	5.7	6.1	* INTERCEPTIONS	No.	Yds	Avg	Long	TD
NET YARDS RUSHING	1922	1881	Nelson	5	74	14.8	40	0
Avg. Per Game	120.1	117.6	S. Smith	2	27	13.5	27	0
Total Rushes	434	421	Allen	2	5	2.5	4	0
NET YARDS PASSING	4051	4120	Amerson	2	0	0.0	0	0
Avg. Per Game	253.2	257.5	Joseph	1	21	21.0	21	0
Sacked/Yards Lost	18/86	25/147	Carrie	1	14	14.0	14	0
Gross Yards	4137	4267	Mack	1	6	6.0	6t	1
Att./Completions	596/379	541/328	M. Smith	1	0	0.0	0	0
Completion Pct.	63.6	60.6	Trawick	1	0	0.0	0	0
Had Intercepted	7	16	TEAM	16	147	9.2	40	1
PUNTS/AVERAGE	81/48.6	72/46.0	OPPONENTS	7	84	12.0	45	0
NET PUNTING AVG.	81/41.4	72/39.3	* PUNTING	No.	Yds	Avg	Net	TB
PENALTIES/YARDS	147/1251	115/1051	King	81	3937	48.6	41.4	9
FUMBLES/BALL LOST	17/7	27/14	TEAM	81	3937	48.6	41.4	9
TOUCHDOWNS	47	46	OPPONENTS	72	3309	46.0	39.3	5
Rushing	17	18	* PUNT RETURNS	Ret	FC	Yds	Avg	Long
Passing	29	27	Richard	34	5	306	9.0	47
Returns	1	1	Carrie	7	8	74	10.6	18
* SCORE BY PERIODS	Q1	Q2	Q3	Q4	OT	PTS	TEAM	41
TEAM	59	133	88	130	6	416	OPPONENTS	33
OPPONENTS	43	127	114	101	0	385	* KICKOFF RETURNS	No.
* SCORING	TD-Ru-Pa-Rt	K-PAT	FG	S	PTS	Richard	17	402
Janikowski	0	0	0	0	37/39	29/35	0	124
Murray	12	12	0	0	0	72	Washington	1
Crabtree	8	0	8	0	0	50	TEAM	26
Cooper	5	0	5	0	0	34	OPPONENTS	45
Roberts	5	0	5	0	0	34	* FIELD GOALS	1-19
A. Holmes	3	0	3	0	0	18	Janikowski	1/ 1
Olawale	3	2	1	0	0	18	TEAM	1/ 1
Richard	3	1	2	0	0	18	OPPONENTS	0/ 0
Walford	3	0	3	0	0	18	Janikowski:	(47G,31G)(58N)(52G)( ) (20G,50N,26G,
Washington	2	2	0	0	0	12	56G,48G)(52N,46G)(26G,32G,44G,52G)(31G,50N,52N)	
Mack	1	0	0	1	0	6	(24G,29G,48N,35G)(19G,20G)(23G,23G)(47G,41G,47G)	
Penn	1	0	1	0	0	6	(44G,33G)(45G,33G,21G,44G)( ) ( )	
Rivera	1	0	1	0	0	6	OPP: (42G,50N,20G,61N)(21G,20G)(34G)(24G,43G)	
TEAM	47	17	29	1	37/39	29/35	0	416
OPPONENTS	46	18	27	1	35/39	22/26	0	385
2-Pt Conv:	Cooper 2, Roberts 2, Crabtree,							
TM 5-7, OPP 4-7								
SACKS:	Mack 11, Irvin 7, Autry 2.5,McGee 2.5,							
Cowser 1, Calhoun 0.5, Williams 0.5, TM 25,								
OPP 18								
FUM/LOST:	Carr 5/3, Cook 2/1, Cooper 2/0,							
Crabtree 2/0, Murray 2/1, Condo 1/0, Holton								
1/1, King 1/0, Washington 1/1								
* PASSING	Att	Cmp	Yds	Cmp%	Yds/Att	TD	TD%	Int
Carr	560	357	3937	63.8	7.03	28	5.0	6
Cook	21	14	150	66.7	7.14	1	4.8	1
McGloin	15	8	50	53.3	3.33	0	0.0	0
TEAM	596	379	4137	63.6	6.94	29	4.9	7
OPPONENTS	541	328	4267	60.6	7.89	27	5.0	16



## REGULAR SEASON: THE LAST TIME THE TENNESSEE TITANS ...

### GAMES WON

#### WON BY SCORING IN THE LAST TWO MINUTES OF REGULATION

**By Titans**—Ryan Succop 53-yard field goal with 0:00 remaining, at Kansas City, 12/18/16 (W)  
**By Opponents**—Jack Doyle 7-yard pass from Andrew Luck and Robert Mathis 14-yard fumble return, vs. Indianapolis, 10/23/16 (L)

#### WON OVERTIME GAME

**By Titans**—Tennessee 34, at New Orleans 28, 11/8/15 (W)  
**By Opponents**—vs. Arizona 37, Tennessee 34, 12/15/13 (L)

#### WON BY 20 OR MORE POINTS

**By Titans**—Tennessee 47, Green Bay 25, 11/13/16 (W)  
**By Opponents**—at Jacksonville 38, Tennessee 17, 12/24/16 (L)

#### WON BY SHUTOUT

**By Titans**—Tennessee 31, vs. Dallas 0, 12/25/00 (W)  
**By Opponents**—at Houston 20, Tennessee 0, 11/28/10 (L)

### TEAM SCORING

#### SCORED 50 POINTS

**By Titans**—*Never in Titans era (since 1999)*  
**By Oilers**—Houston 58, vs. Cleveland 14, 12/9/90 (W)  
**By Opponents**—at Denver 51, Tennessee 28, 12/8/13 (L)

#### SCORED 40 POINTS

**By Titans**—Tennessee 47, vs. Green Bay 25, 11/13/16 (W)  
**By Opponents**—at San Diego 43, Tennessee 35, 11/6/16 (L)

#### SCORED 20 POINTS IN A QUARTER

**By Titans**—21 points in first quarter, vs. Green Bay, 11/13/16 (W)  
**By Opponents**—20 points in fourth quarter, vs. Jacksonville, 12/6/15 (W)

#### SCORED 30 POINTS IN A HALF

**By Titans**—35 points in first half, vs. Green Bay, 11/13/16 (W)  
**By Opponents**—31 points in second half, at Denver, 12/8/13 (L)

#### SCORED TOUCHDOWNS ON OFFENSE, DEFENSE AND SPECIAL TEAMS

**By Titans**—One rushing, two interception returns, two punt returns, vs. Jacksonville, 12/30/12 (W)  
**By Opponents**—Four passing, one interception return, two punt returns, at Oakland, 9/29/02 (L)

#### SCORED A TOUCHDOWN ON FIRST OFFENSIVE POSSESSION

**By Titans**—DeMarco Murray 1-yard run, vs. Denver, 12/11/16 (W)  
**By Opponents**—Blake Bortles 21-yard pass to Marqise Lee, at Jacksonville, 12/24/16 (L)

### TEAM YARDAGE TOTALS

#### 500 TOTAL NET YARDS

**By Titans**—vs. Arizona (532 yards), 11/29/09 (W)  
**By Opponents**—at Denver (551 yards), 12/8/13 (L)

#### 400 TOTAL NET YARDS

**By Titans**—vs. Green Bay (446 yards), 11/13/16 (W)  
**By Opponents**—at Jacksonville (415 yards), 12/24/16 (W)

### TEAM DEFENSE

#### HELD OPPONENT WITHOUT A TOUCHDOWN

**By Titans**—Tennessee 37, at Miami 3, 11/11/12 (W)  
**By Opponents**—at Houston 34, Tennessee 6, 11/1/15 (L)

#### HELD OPPONENT TO 200 OR FEWER NET YARDS OF OFFENSE

**By Titans**—at Miami (200 net yards), 10/9/16 (W)  
**By Opponents**—vs. Indianapolis (192 net yards), 12/28/14 (L)

#### HELD OPPONENT TO 50 OR FEWER YARDS RUSHING

**By Titans**—vs. Houston (46 yards), 1/1/17 (W)  
**By Opponents**—vs. Houston (30 yards), 12/27/15 (L)

#### HELD OPPONENT TO 100 OR FEWER NET YARDS PASSING

**By Titans**—vs. Buffalo (82 net yards), 10/11/15 (L)  
**By Opponents**—vs. Denver (73 net yards), 12/11/16 (W)

#### SEVEN OR MORE SACKS BY TEAM

**By Titans**—vs. Jacksonville (7 sacks), 12/30/12 (W)  
**By Opponents**—at Houston (7 sacks), 11/1/15 (L)

### SPECIAL TEAMS

#### KICKOFF RETURNED FOR TOUCHDOWN

**By Titans**—Darius Reynaud (105 yards) vs. Detroit, 9/23/12 (W)  
**By Opponents**—Josh Huff (107 yards) at Philadelphia, 11/23/14 (L)

#### RETURNED OPENING KICKOFF FOR TOUCHDOWN

**By Titans**—Derrick Mason (101 yards) at Cincinnati, 11/18/01 (W)  
**By Opponents**—Josh Huff (107 yards) at Philadelphia, 11/23/14 (L)

#### PUNT RETURNED FOR TOUCHDOWN

**By Titans**—Darius Reynaud (twice—69 yards and 81 yards) vs. Jacksonville, 12/30/12 (W)  
**By Opponents**—Jakeem Grant (74 yards) at Miami, 10/9/16 (W)

#### FIELD GOAL BLOCKED

**By Titans**—Brian Orakpo at New Orleans (Kai Forbath), 11/8/15 (W)  
**By Opponents**—Muhammad Wilkerson vs. N.Y. Jets (Rob Bironas), 12/17/12 (W)

#### FIELD GOAL BLOCKED, RETURNED FOR TD

**By Titans**—Donald Mitchell (69 yards) at Detroit (Jason Hanson's FG blocked by Henry Ford), 10/21/01 (W)  
**By Opponents**—Rob Morris (68 yards) at Indianapolis (Gary Anderson's FG blocked by Montae Reagor), 12/5/04 (L)

#### PUNT BLOCKED

**By Titans**—Tim Shaw vs. Pittsburgh (Drew Butler), 10/11/12 (W)  
**By Opponents**—Tank Carder vs. Cleveland (Brett Kern), 10/5/14 (L)

#### PUNT BLOCKED AND RETURNED FOR TD

**By Titans**—Jason McCourty vs. Indianapolis (Pat McAfee's punt blocked by Patrick Bailey and recovered in end zone by McCourty), 10/30/11 (W)  
**By Opponents**—Mike Harris (19 yards) vs. Jacksonville (Brett Kern's punt blocked by Mike Harris), 12/30/12 (W)

#### FIVE FIELD GOALS

**By Titans**—Rob Bironas (8) at Houston, 10/21/07 (W)  
**By Opponents**—Josh Brown (5) vs. New York Giants, 12/7/14 (L)

#### FOUR FIELD GOALS

**By Titans**—Ryan Succop at Kansas City, 9/7/14 (W)  
**By Opponents**—Jason Myers at Jacksonville, 12/24/16 (L)

#### THREE FIELD GOALS

**By Titans**—Ryan Succop vs. Jacksonville, 10/27/16 (W)  
**By Opponents**—Jason Myers (four) at Jacksonville, 12/24/16 (L)

#### SUCCESSFUL ONSIDE KICK

**By Titans**—Rob Bironas kicks and Daimion Stafford recovers, vs. Arizona, 12/15/13 (L)  
**By Opponents**—Connor Barth kicks and Adrian Amos recovers, at Chicago, 11/27/16 (W)

#### MISSED PAT

**By Titans**—Ryan Succop vs. Jacksonville, 10/27/16 (W)  
**By Opponents**—Jason Myers (twice) at Jacksonville, 12/24/16 (L)

### TWO-POINT CONVERSIONS

#### TWO-POINT CONVERSION MADE

**By Titans**—Dexter McCluster (pass from Marcus Mariota) at N.Y. Jets, 12/13/15 (L)  
**By Opponents**—Blake Bortles run vs. Jacksonville, 10/27/16 (W)

## REGULAR SEASON: THE LAST TIME THE TENNESSEE TITANS ...

**TWO-POINT CONVERSION FAILED**

**By Titans**—at Kansas City (pass failed), 12/18/16 (W)

**By Opponents**—vs. Green Bay (run failed), 11/13/16 (W)

**INDIVIDUAL OFFENSIVE PERFORMANCES****INDIVIDUAL WITH 200 SCRIMMAGE YARDS**

**By Titans**—Kenny Britt (225 yards) vs. Philadelphia, 10/24/10 (W)

**By Opponents**—Melvin Gordon (261 yards) at San Diego, 11/6/16 (L)

**RUSHING TOUCHDOWN AND RECEIVING TOUCHDOWN**

**By Titans**—Bishop Sankey at Tampa Bay, 9/13/15 (W)

**By Opponents**—Arian Foster vs. Houston, 10/26/14 (L)

**RUSHING TOUCHDOWN AND PASSING TOUCHDOWN**

**By Titans**—DeMarco Murray vs. Green Bay, 11/13/16 (W)

**By Opponents**—Brock Osweiler vs. Houston, 1/1/17 (W)

**INDIVIDUAL RUSHING****200 YARDS RUSHING**

**By Titans**—Chris Johnson (228 yards) vs. Jacksonville, 11/1/09 (W)

**By Opponents**—Le'Veon Bell (204 yards) vs. Pittsburgh, 11/17/14 (L)

**150 YARDS RUSHING**

**By Titans**—Chris Johnson (150 yards) at St. Louis, 11/3/13 (W)

**By Opponents**—Melvin Gordon (196 yards) at San Diego, 11/6/16 (L)

**100 YARDS RUSHING**

**By Titans**—DeMarco Murray (123 yards) vs. Green Bay, 11/13/16 (W)

**By Opponents**—Melvin Gordon (196 yards) at San Diego, 11/6/16 (L)

**CONSECUTIVE 100-YARD RUSHING GAMES**

**By Titans**—DeMarco Murray vs. Indianapolis (107 yards), 10/23/16 (L), vs. Jacksonville (123 yards), 10/27/16 (W)

**30 OR MORE CARRIES**

**By Titans**—Chris Johnson (32 att) at New York Giants, 9/26/10 (W)

**By Opponents**—Melvin Gordon (32 carries) at San Diego, 11/6/16 (L)

**RUSHING PLAY OF 80 OR MORE YARDS**

**By Titans**—Marcus Mariota (87 yards) vs. Jacksonville, 12/6/15 (W)

**By Opponents**—Donald Brown, (80 yards) at Indianapolis, 12/18/11 (L)

**RUSHING PLAY OF 50 OR MORE YARDS**

**By Titans**—DeMarco Murray (75 yards) vs. Green Bay, 11/13/16 (W)

**By Opponents**—Tyreek Hill (68 yards) at Kansas City, 12/18/16 (W)

**THREE TOUCHDOWNS RUSHING**

**By Titans**—LenDale White at Kansas City, 10/19/08 (W)

**By Opponents**—Corey Dillon (4) at Cincinnati, 12/4/97 (L)

**TWO TOUCHDOWNS RUSHING**

**By Titans**—Derrick Henry at Kansas City, 12/18/16 (W)

**By Opponents**—Frank Gore vs. Indianapolis, 9/27/15 (L)

**INDIVIDUAL PASSING****400 YARDS PASSING**

**By Titans**—Ryan Fitzpatrick (402 yards) vs. Arizona, 12/15/13 (L)

**By Opponents**—Tony Romo (406 yards) at Dallas, 10/10/10 (W)

**300 YARDS PASSING**

**By Titans**—Marcus Mariota (313 yards) at San Diego, 11/6/16 (L)

**By Opponents**—Blake Bortles (325 yards) at Jacksonville, 12/24/16 (L)

**CONSECUTIVE 300-YARD PASSING GAMES**

**By Titans**—Matt Hasselbeck vs. Baltimore (358 yards), 9/18/11 (W), vs. Denver (311 yards), 9/25/11 (W)

**FIVE TOUCHDOWN PASSES**

**By Titans**—Steve McNair vs. Jacksonville, 12/26/99 (W)

**By Opponents**—Blake Bortles vs. Jacksonville, 12/6/15 (W)

**FOUR TOUCHDOWN PASSES**

**By Titans**—Marcus Mariota vs. Green Bay, 11/13/16 (W)

**By Opponents**—Blake Bortles (5) vs. Jacksonville, 12/6/15 (W)

**50 OR MORE PASS ATTEMPTS**

**By Titans**—Zach Mettenberger (51 att) vs. Houston, 12/27/15 (L)

**By Opponents**—Trevor Siemian (51 att) vs. Denver, 12/11/16 (W)

**40 OR MORE PASS ATTEMPTS**

**By Titans**—Marcus Mariota (43 att) at San Diego, 11/6/16 (L)

**By Opponents**—Brock Osweiler (40 att) vs. Houston, 1/1/17 (W)

**30 OR MORE COMPLETIONS**

**By Titans**—Ryan Fitzpatrick (36 comp) vs. Arizona, 12/15/13 (L)

**By Opponents**—Trevor Siemian (35 comp) vs. Denver, 12/11/16 (W)

**NO SACKS ALLOWED**

**By Titans**—at Chicago, 11/27/16 (W)

**By Opponents**—at Chicago, 11/27/16 (W)

**COMPLETION OF 80 OR MORE YARDS**

**By Titans**—Zach Mettenberger (80 yards) vs. Pittsburgh, 11/17/14, (L)

**By Opponents**—Andrew Luck (80 yards), vs. Indianapolis, 12/28/14 (L)

**COMPLETION OF 50 OR MORE YARDS**

**By Titans**—Matt Cassel (50 yards) vs. Houston, 1/1/17 (W)

**By Opponents**—Brock Osweiler (51 yards) vs. Houston, 1/1/17 (W)

**INDIVIDUAL RECEIVING****200 YARDS RECEIVING**

**By Titans**—Kenny Britt (225 yards) vs. Philadelphia, 10/24/10 (W)

**By Opponents**—DeAndre Hopkins (238 yards) at Houston, 11/30/14 (L)

**150 YARDS RECEIVING**

**By Titans**—Delanie Walker (155 yards) at Philadelphia, 11/23/14 (L)

**By Opponents**—Davante Adams (156 yards) vs. Green Bay, 11/13/16 (W)

**100 YARDS RECEIVING**

**By Titans**—Rishard Matthews (114 yards) vs. Houston, 1/1/17 (W)

**By Opponents**—DeAndre Hopkins (123 yards) vs. Houston, 1/1/17 (W)

**CONSECUTIVE 100-YARD RECEIVING GAMES**

**By Titans**—Nate Washington vs. San Diego (131 yards), 9/22/13 (W), vs. New York Jets (105 yards), 9/29/13 (W)

**10 OR MORE RECEPTIONS**

**By Titans**—Delanie Walker (14 rec.) vs. Dallas, 9/14/14 (L)

**By Opponents**—Emmanuel Sanders (11 rec.) and Demaryius Thomas (10 rec.) vs. Denver, 12/11/16 (W)

**RECEPTION OF 80 OR MORE YARDS**

**By Titans**—Nate Washington (80 yards) vs. Pittsburgh, 11/17/14, (L)

**By Opponents**—Reggie Wayne (80 yards), vs. Indianapolis, 12/28/14 (L)

**RECEPTION OF 50 OR MORE YARDS**

**By Titans**—Rishard Matthews (50 yards) vs. Houston, 1/1/17 (W)

**By Opponents**—DeAndre Hopkins (51 yards) vs. Houston, 1/1/17 (W)

**THREE TOUCHDOWN RECEPTIONS**

**By Titans**—Kenny Britt vs. Philadelphia, 10/24/10 (W)

**By Opponents**—Allen Robinson vs. Jacksonville, 12/6/15 (W)

## REGULAR SEASON: THE LAST TIME THE TENNESSEE TITANS ...

### TWO TOUCHDOWN RECEPTIONS

**By Titans**—Rishard Matthews at San Diego, 11/6/16 (L)

**By Opponents**—Terrell Pryor Sr., vs. Cleveland, 10/16/16 (W)

### COMBINED OFFENSIVE PERFORMANCES BY TEAMMATES

#### 100-YARD RUSHER AND 100-YARD RECEIVER IN A GAME

**By Titans**—DeMarco Murray (123 rush) and Delanie Walker (124 rec.) vs. Green Bay, 11/13/16 (W)

**By Opponents**—Chris Ivory (101 ru.) and Brandon Marshall (125 rec.) at New York Jets, 12/13/15 (L)

#### 100-YARD RUSHER, 100-YARD RECEIVER AND 300-YARD PASSER IN A GAME

**By Titans**—Chris Johnson (154 ru.), Kenny Britt (128 rec.) and Vince Young (387 pass.) vs. Arizona, 11/29/09 (W)

**By Opponents**—Michael Turner (100 ru.), Roddy White (147 rec.) and Matt Ryan (315 pass.) at Atlanta, 11/20/11 (L)

#### 300-YARD PASSER AND 100-YARD RECEIVER IN A GAME

**By Titans**—Zach Mettenberger (345 pass.) and Delanie Walker (155 rec.) at Philadelphia, 11/23/14 (L)

**By Opponents**—Blake Bortles (325 pass.), Allen Robinson (147 rec.) at Jacksonville, 12/24/16 (L)

#### 100-YARD RUSHER AND 300-YARD PASSER IN A GAME

**By Titans**—Vince Young (387 pass.) and Chris Johnson (154 ru.) vs. Arizona, 11/29/09 (W)

**By Opponents**—LeSean McCoy (130 ru.) and Mark Sanchez (307 pass.) at Philadelphia, 11/23/14 (L)

#### TWO 100-YARD RUSHERS IN A GAME

**By Titans**—Chris Johnson (125 yards) and LenDale White (106 yards) at Detroit, 11/27/08 (W)

**By Opponents**—Arian Foster (115 yards) and Ben Tate (104 yards) vs. Houston, 10/23/11 (L)

#### TWO 100-YARD RECEIVERS IN A GAME

**By Titans**—Justin Hunter (109 yards) and Kendall Wright (103 yards) at Oakland, 11/24/13 (W)

**By Opponents**—Emmanuel Sanders (100 yards) and Demaryius Thomas (126 yards) vs. Denver, 12/11/16 (W)

### INDIVIDUAL DEFENSE

#### INTERCEPTION RETURNED FOR TOUCHDOWN

**By Titans**—Coty Sensabaugh (26 yards) at Tampa Bay, 9/13/15 (W)

**By Opponents**—Jalen Ramsey (30 yards) at Jacksonville, 12/24/16 (L)

#### FUMBLE RETURNED FOR TOUCHDOWN

**By Titans**—DaQuan Jones (0 yards) vs. Houston, 1/1/17 (W)

**By Opponents**—Dwight Lowery (36 yards) at San Diego, 11/6/16 (L)

#### SAFETY SCORED

**By Titans**—Jets quarterback Geno Smith penalized for intentional grounding in the end zone, vs. N.Y. Jets, 12/14/14 (L)

**By Opponents**—DeMarco Murray tackled in end zone at Detroit, 9/18/16 (W)

#### THREE INTERCEPTIONS

**By Titans**—Keith Bulluck (3) at New Orleans, 9/24/07 (W)

**By Opponents**—Glover Quin (3) at Houston, 11/28/10 (L)

#### TWO INTERCEPTIONS

**By Titans**—Jason McCourty at Kansas City, 9/7/14 (W)

**By Opponents**—Dwight Lowery vs. Indianapolis, 9/27/15 (L)

#### THREE SACKS

**By Titans**—Jason Jones (3.5) vs. Pittsburgh, 12/21/08 (W)

**By Opponents**—Muhammad Wilkerson at N.Y. Jets, 12/13/15 (L)

## POSTSEASON: THE LAST TIME THE TENNESSEE TITANS ...

### GAMES WON

#### WON BY SCORING IN THE LAST TWO MINUTES OF REGULATION

**By Titans**—Gary Anderson 46-yard field goal with 0:29 remaining, at Baltimore, 1/3/04 (W)

**By Opponents**—Matt Stover 43-yard field goal with 0:53 remaining, vs. Baltimore, 1/10/09 (L)

#### WON OVERTIME GAME

**By Titans**—Tennessee 34, vs. Pittsburgh 31, 1/11/03 (W)

**By Opponents**—at Buffalo 41, Houston 38, 1/3/93 (L)

#### WON BY 20 OR MORE POINTS

**By Titans/Oilers**—Never Happened

**By Opponents**—at Cincinnati 41, Houston 14, 1/6/91 (L)

#### WON BY SHUTOUT

**By Titans/Oilers**—Never Happened

**By Opponents**—Never Happened

### TEAM SCORING

#### SCORED 50 POINTS

**By Titans/Oilers**—Never Happened

**By Opponents**—at Oakland 56, Houston 7, 12/21/69 (L)

#### SCORED 40 POINTS

**By Titans/Oilers**—Never Happened

**By Opponents**—at Oakland 41, Tennessee 24, 1/19/03 (L)

#### SCORED 20 POINTS IN A QUARTER

**By Titans**—Never in Titans era (since 1999)

**By Oilers**—21 points in second quarter, at Buffalo, 1/3/93 (L)

**By Opponents**—21 points in fourth quarter, vs. Kansas City, 1/16/94 (L)

#### SCORED 30 POINTS IN A HALF

**By Titans/Oilers**—Never Happened

**By Opponents**—35 points in second half, at Buffalo, 1/3/93 (L)

#### SCORED TOUCHDOWNS ON OFFENSE, DEFENSE AND SPECIAL TEAMS

**By Titans/Oilers**—Never Happened

**By Opponents**—Never Happened

#### SCORED A TOUCHDOWN ON FIRST OFFENSIVE POSSESSION

**By Titans**—Chris Brown 6-yard run, at Baltimore, 1/3/04 (W)

**By Opponents**—Bethel Johnson 41-yard pass from Tom Brady, at New England, 1/10/04 (L)

### TEAM YARDAGE TOTALS

#### 500 TOTAL NET YARDS

**By Titans/Oilers**—Never Happened

**By Opponents**—Never Happened

#### 400 TOTAL NET YARDS

**By Titans**—vs. Pittsburgh (430 yards), 1/11/03 (W)

**By Opponents**—vs. St. Louis (436 yards), 1/30/00 (L)



# POSTSEASON: THE LAST TIME THE TENNESSEE TITANS ...

## TEAM DEFENSE

### HELD OPPONENT WITHOUT A TOUCHDOWN

**By Titans**—Never in Titans era (since 1999)  
**By Oilers**—Houston 10, at San Diego 3, 12/24/61 (W)  
**By Opponents**—at San Diego 17, Tennessee 6, 1/6/08 (L)

### HELD OPPONENT TO 200 OR FEWER NET YARDS OF OFFENSE

**By Titans**—vs. Baltimore (134 net yards), 1/7/01 (L)  
**By Opponents**—vs. Buffalo (194 net yards), 1/8/00 (W)

### HELD OPPONENT TO 50 OR FEWER YARDS RUSHING

**By Titans**—vs. Baltimore (50 yards), 1/10/09 (L)  
**By Opponents**—vs. Kansas City (39 yards), 1/16/94 (L)

### HELD OPPONENT TO 100 OR FEWER NET YARDS PASSING

**By Titans**—vs. Buffalo (97 net yards), 1/8/00 (W)  
**By Opponents**—vs. Buffalo (55 net yards), 1/8/00 (W)

### SEVEN OR MORE SACKS BY TEAM

**By Titans/Oilers**—Never Happened  
**By Opponents**—vs. Kansas City (9 sacks), 1/16/94 (L)

## SPECIAL TEAMS

### KICKOFF RETURNED FOR TOUCHDOWN

**By Titans**—Derrick Mason (80 yards) at Jacksonville, 1/23/00 (W)  
**By Opponents**—Never Happened

### RETURNED OPENING KICKOFF FOR TOUCHDOWN

**By Titans/Oilers**—Never Happened  
**By Opponents**—Never Happened

### PUNT RETURNED FOR TOUCHDOWN

**By Titans/Oilers**—Never Happened  
**By Opponents**—Never Happened

### FIELD GOAL BLOCKED

**By Titans/Oilers**—Never Happened  
**By Opponents**—Richard Seymour at New England (Gary Anderson), 1/10/04 (L)

### FIELD GOAL BLOCKED, RETURNED FOR TD

**By Titans/Oilers**—Never Happened  
**By Opponents**—Anthony Mitchell (90 yards) vs. Baltimore (Al Del Greco's FG blocked by Keith Washington), 1/7/01 (L)

### PUNT BLOCKED

**By Titans**—Chris Coleman vs. Baltimore (Kyle Richardson, twice), 1/7/01 (L)  
**By Opponents**—Jerry Olsavsky vs. Pittsburgh (Greg Montgomery), 12/31/89 (L)

### PUNT BLOCKED AND RETURNED FOR TD

**By Titans/Oilers**—Never Happened  
**By Opponents**—Never Happened

### FIVE FIELD GOALS

**By Titans/Oilers**—Never Happened  
**By Opponents**—Never Happened

### FOUR FIELD GOALS

**By Titans**—Al Del Greco at Indianapolis, 1/16/00 (W)  
**By Opponents**—Gary Anderson (OT) vs. Pittsburgh, 12/31/89 (L)

### THREE FIELD GOALS

**By Titans**—Al Del Greco (4) at Indianapolis, 1/16/00 (W)  
**By Opponents**—Jeff Reed vs. Pittsburgh, 1/11/03 (W)

### MISSED PAT

**By Titans/Oilers**—Never Happened  
**By Opponents**—David Treadwell (Wide Left) at Denver, 1/4/92 (L)

## TWO-POINT CONVERSIONS

### TWO-POINT CONVERSION MADE

**By Titans/Oilers**—Never Happened  
**By Opponents**—Plaxico Burress (pass from Hines Ward) vs. Pittsburgh, 1/11/03 (W)

### TWO-POINT CONVERSION FAILED

**By Titans**—vs. St. Louis (pass incomplete), 1/30/00 (L)  
**By Opponents**—vs. Buffalo (pass incomplete), 1/8/00 (W)

## INDIVIDUAL OFFENSIVE PERFORMANCES

### INDIVIDUAL WITH 200 SCRIMMAGE YARDS

**By Titans/Oilers**—Never Happened  
**By Opponents**—Never Happened

### RUSHING TOUCHDOWN AND RECEIVING TOUCHDOWN

**By Titans**—Never in Titans era (since 1999)  
**By Oilers**—Allen Pinkett at Cleveland, 12/24/88 (W)  
**By Opponents**—Abner Haynes vs. Dallas Texans, 12/23/62 (L)

### RUSHING TOUCHDOWN AND PASSING TOUCHDOWN

**By Titans**—Steve McNair at Oakland, 1/19/03 (L)  
**By Opponents**—Rich Gannon at Oakland, 1/19/03 (L)

## INDIVIDUAL RUSHING

### 200 YARDS RUSHING

**By Titans/Oilers**—Never Happened  
**By Opponents**—Never Happened

### 150 YARDS RUSHING

**By Titans**—Eddie George (162 yards) at Indianapolis, 1/16/00 (W)  
**By Opponents**—Paul Lowe (165 yards) vs. Los Angeles Chargers, 1/1/61 (W)

### 100 YARDS RUSHING

**By Titans**—Eddie George (162 yards) at Indianapolis, 1/16/00 (W)  
**By Opponents**—Fred Taylor (110 yards) at Jacksonville, 1/23/00 (W)

### CONSECUTIVE 100-YARD RUSHING GAMES

**By Titans**—Eddie George vs. Buffalo (106 yards), 1/8/00 (W), at Indianapolis (162 yards), 1/16/00 (W)

### 30 OR MORE CARRIES

**By Titans/Oilers**—Never Happened  
**By Opponents**—Never Happened

### RUSHING PLAY OF 80 OR MORE YARDS

**By Titans/Oilers**—Never Happened  
**By Opponents**—Never Happened

### RUSHING PLAY OF 50 OR MORE YARDS

**By Titans**—Steve McNair (51 yards) at Jacksonville, 1/23/00 (W)  
**By Opponents**—Never Happened

### THREE TOUCHDOWNS RUSHING

**By Titans/Oilers**—Never Happened  
**By Opponents**—Never Happened

### TWO TOUCHDOWNS RUSHING

**By Titans**—Steve McNair at Oakland, 1/19/03 (L)  
**By Opponents**—Antwain Smith vs. Buffalo, 1/8/00 (W)

## INDIVIDUAL PASSING

**By Titans/Oilers**—Never Happened  
**By Opponents**—Kurt Warner (414 yards) vs. St. Louis, 1/30/00 (L)

### 300 YARDS PASSING

**By Titans**—Steve McNair (338 yards) vs. Pittsburgh, 1/11/03 (W)  
**By Opponents**—Kurt Warner (414 yards) vs. St. Louis, 1/30/00 (L)

### CONSECUTIVE 300-YARD PASSING GAMES

#### Playoffs:

**By Titans/Oilers**—Never Happened

### FIVE TOUCHDOWN PASSES

**By Titans/Oilers**—Never Happened  
**By Opponents**—Daryle Lamonica (6) at Oakland, 12/21/69 (L)

### FOUR TOUCHDOWN PASSES

**By Titans**—Never in Titans era (since 1999)  
**By Oilers**—Warren Moon at Buffalo, 1/3/93 (L)  
**By Opponents**—Frank Reich at Buffalo, 1/3/93 (L)

## POSTSEASON: THE LAST TIME THE TENNESSEE TITANS ...

### 50 OR MORE PASS ATTEMPTS

**By Titans**—Never in Titans era (since 1999)  
**By Oilers**—Warren Moon (50 att) at Buffalo, 1/3/93 (L)  
**By Opponents**—Never Happened

### 40 OR MORE PASS ATTEMPTS

**By Titans**—Kerry Collins (42 att) vs. Baltimore, 1/10/09 (L)  
**By Opponents**—Tom Brady (41 att) at New England, 1/10/04 (L)

### 30 OR MORE COMPLETIONS

**By Titans**—Never in Titans era (since 1999)  
**By Oilers**—Warren Moon (32 comp) vs. Kansas City, 1/16/94 (L)

### NO SACKS ALLOWED

**By Titans**—at Baltimore, 1/3/04 (W)  
**By Opponents**—vs. Baltimore, 1/10/09 (L)

### COMPLETION OF 80 OR MORE YARDS

**By Titans/Oilers**—Never Happened  
**By Opponents**—Never Happened

### COMPLETION OF 50 OR MORE YARDS

**By Titans/Oilers**—Never Happened  
**By Opponents**—Trent Dilfer (56 yards) vs. Baltimore, 1/7/01 (L)

## INDIVIDUAL RECEIVING

### 200 YARDS RECEIVING

**By Titans/Oilers**—Never Happened  
**By Opponents**—Never Happened

### 150 YARDS RECEIVING

**By Titans/Oilers**—Never Happened  
**By Opponents**—Isaac Bruce (162 yards) vs. St. Louis, 1/30/00 (L)

### 100 YARDS RECEIVING

**By Titans**—Justin Gage (135 yards) vs. Baltimore, 1/10/09 (L)  
**By Opponents**—Chris Chambers (121 yards) and Vincent Jackson (114) at San Diego, 1/6/08 (L)

### CONSECUTIVE 100-YARD RECEIVING GAMES

**By Titans**—Never in Titans era (since 1999)  
**By Oilers**—Ernest Givins at Denver (111 yards), 1/4/92 (L), at Buffalo (117 yards), 1/3/93 (L)

### 10 OR MORE RECEPTIONS

**By Titans**—Justin Gage (11 rec.) vs. Baltimore, 1/10/09 (L)  
**By Opponents**—Never Happened

### RECEPTION OF 80 OR MORE YARDS

**By Titans/Oilers**—Never Happened  
**By Opponents**—Never Happened

### RECEPTION OF 50 OR MORE YARDS

**By Titans/Oilers**—Never Happened  
**By Opponents**—Shannon Sharpe (56 yards) vs. Baltimore, 1/7/01 (L)

### THREE TOUCHDOWN RECEPTIONS

**By Titans/Oilers**—Never Happened  
**By Opponents**—Andre Reed at Buffalo, 1/3/93 (L)

### TWO TOUCHDOWN RECEPTIONS

**By Titans**—Never in Titans era (since 1999)  
**By Oilers**—Haywood Jeffries at Buffalo, 1/3/93 (L)  
**By Opponents**—Hines Ward vs. Pittsburgh, 1/11/03 (W)

## COMBINED OFFENSIVE PERFORMANCES BY TEAMMATES

### 100-YARD RUSHER AND 100-YARD RECEIVER IN A GAME

**By Titans/Oilers**—Never Happened  
**By Opponents**—Never Happened

### 100-YARD RUSHER, 100-YARD RECEIVER AND 300-YARD PASSER IN A GAME

**By Titans/Oilers**—Never Happened  
**By Opponents**—Never Happened

### 300-YARD PASSER AND 100-YARD RECEIVER IN A GAME

**By Titans**—Steve McNair (338 pass.) and Frank Wycheck (123 rec.) vs. Pittsburgh, 1/11/03 (W)  
**By Opponents**—Never Happened

### 100-YARD RUSHER AND 300-YARD PASSER IN A GAME

**By Titans/Oilers**—Never Happened  
**By Opponents**—Never Happened

### TWO 100-YARD RUSHERS IN A GAME

**By Titans/Oilers**—Never Happened  
**By Opponents**—Hewitt Dixon (144 yards) and Pete Banaszak (116 yards) at Oakland, 12/31/67 (L)

### TWO 100-YARD RECEIVERS IN A GAME

**By Titans**—Never in Titans era (since 1999)  
**By Oilers**—Mike Barber (112 yards) and Ken Burrough (103 yards) at Miami, 12/24/78 (W)  
**By Opponents**—Chris Chambers (121 yards) and Vincent Jackson (114 yards) at San Diego, 1/6/08 (L)

## INDIVIDUAL DEFENSE

### INTERCEPTION RETURNED FOR TOUCHDOWN

**By Titans**—Never in Titans era (since 1999)  
**By Oilers**—Bubba McDowell (58 yards) at Buffalo, 1/3/93 (L)  
**By Opponents**—Will Demps (56 yards) at Baltimore, 1/3/04 (W)

### FUMBLE RETURNED FOR TOUCHDOWN

**By Titans/Oilers**—Never Happened  
**By Opponents**—Never Happened

### SAFETY SCORED

**By Titans**—Josh Evans and Jason Fisk (sacked Mark Brunell), at Jacksonville, 1/23/00 (W)  
**By Opponents**—Dan Pastorini ran out of the End Zone, at Miami, 12/24/78 (W)

### THREE INTERCEPTIONS

**By Titans**—Never in Titans era (since 1999)  
**By Oilers**—Vernon Perry (4\*) at San Diego, 12/29/79 (W)  
**By Opponents**—Never Happened

### TWO INTERCEPTIONS

**By Titans**—Never in Titans era (since 1999)  
**By Oilers**—Bubba McDowell vs. N.Y. Jets, 12/29/91 (W)  
**By Opponents**—Johnny Robinson vs. Dallas Texans, 12/23/62 (L)

### THREE SACKS

**By Titans**—Never in Titans era (since 1999)  
**By Oilers**—Andy Dorris vs. Denver, 12/23/79 (W)  
**By Opponents**—Willie McGinest at New England, 1/10/04 (L)

## LAST TIME IN A SEASON THE TITANS ...

### TEAM OFFENSE

Ranked 1st in Overall Offense — 1990  
 Ranked 1st in Rushing Offense — 1967 (AFL)  
 Ranked 1st in Passing Offense — 1992

### TEAM DEFENSE

Ranked 1st in Overall Defense — 2000  
 Ranked 1st in Rushing Defense — 2003  
 Ranked 1st in Passing Defense — 2000

### GAMES WON

10 Wins — 2008 (13-3)  
 11 Wins — 2008 (13-3)  
 12 Wins — 2008 (13-3)  
 13 Wins — 2008 (13-3)

### ADVANCED IN PLAYOFFS

Wild Card Round — 2008 (Divisional Round)  
 Divisional Round — 2008  
 Conference Championship — 2002  
 Super Bowl — 1999

### RUSHING

1,000 Yards — DeMarco Murray (1,266), 2016  
 1,500 Yards — Chris Johnson (2,006), 2009  
 2,000 Yards — Chris Johnson (2,006), 2009  
 300 Attempts — Chris Johnson (316), 2010  
 400 Attempts — Eddie George (403), 2000  
 10 Touchdowns — Chris Johnson (11), 2010  
 15 Touchdowns — Lendale White (15), 2008

### PASSING

3,000 Yards — Marcus Mariota (3,426), 2016  
 3,500 Yards — Matt Hasselbeck (3,571), 2011  
 4,000 Yards — Warren Moon (4,690), 1991  
 400 Attempts — Marcus Mariota (451), 2016  
 500 Attempts — Matt Hasselbeck (518), 2011  
 600 Attempts — Warren Moon (655), 1991  
 20 Touchdowns — Marcus Mariota (26), 2016  
 30 Touchdowns — Warren Moon (33), 1990  
 90.0 Passer Rating — Marcus Mariota (95.6), 2016  
 100.0 Passer Rating — Steve McNair (100.4), 2003

### RECEIVING

80 Receptions — Delanie Walker (94), 2015  
 90 Receptions — Delanie Walker (94), 2015  
 100 Receptions — Haywood Jeffries (100), 1991  
 1,000 Yards — Delanie Walker (1,088), 2015  
 1,500 Yards — Charlie Hennigan (1,546), 1964  
 10 Touchdowns — Drew Bennett (11), 2004  
 15 Touchdowns — Bill Groman (17), 1961

### SCORING

100 Points — Ryan Succop (105), 2016  
 110 Points — Rob Bironas (116), 2013  
 120 Points — Rob Bironas (121), 2011  
 130 Points — Rob Bironas (133), 2007  
 30 Field Goals — Rob Bironas (35), 2007  
 35 Field Goals — Rob Bironas (35), 2007  
 10 Touchdowns — DeMarco Murray (12), 2016  
 15 Touchdowns — Chris Johnson (16), 2009

### DEFENSE

7 Interceptions — Michael Griffin (7), 2008  
 8 Interceptions — Richard Johnson (8), 1990  
 9 Interceptions — Mike Reinfeldt (12), 1979  
 10 Interceptions — Mike Reinfeldt (12), 1979  
 10 Sacks — Brian Orakpo (10.5), 2016  
 12 Sacks — Jason Babin (12.5), 2010  
 14 Sacks — Jevon Kearse (14.5), 1999  
 150 Tackles — Stephen Tulloch (169) & Michael Griffin (153), 2010  
 175 Tackles — Keith Bulluck (180), 2002  
 200 Tackles — Gregg Bingham (212), 1980

## TITANS RECORDS AT A GLANCE

*Team record holders in major statistical categories*

### SCORING

Points (Game) — 30 by Billy Cannon (5 TDs) at N.Y. Titans, 12/10/61  
 Points (Season) — 136 by Al Del Greco, 1998  
 Points (Career) — 1,060 by Al Del Greco, 1991-00  
 Touchdowns (Game) — 5 by Billy Cannon at N.Y. Titans, 12/10/61  
 Touchdowns (Season) — 19 by Earl Campbell, 1979  
 Touchdowns (Career) — 74 by Eddie George, 1996-03  
 Field Goals (Game) — 8 by Rob Bironas at Hou., 10/21/07  
 Field Goals (Season) — 36 by Al Del Greco, 1998  
 Field Goals (Career) — 246 by Al Del Greco, 1991-00

### RUSHING

Rushing Yards (Game) — 228 by Chris Johnson vs. Jax, 11/1/09  
 Rushing Yards (Season) — 2,006 by Chris Johnson, 2009  
 Rushing Yards (Career) — 10,009 by Eddie George, 1996-03  
 Rushing Touchdowns (Game) — 4 by Earl Campbell vs. Mia., 11/20/78; Lorenzo White vs. Cle., 12/9/90  
 Rushing Touchdowns (Season) — 19 by Earl Campbell, 1979  
 Rushing Touchdowns (Career) — 73 by Earl Campbell, 1978-84

### PASSING

Passing Yards (Game) — 527 by Warren Moon at K.C., 12/16/90  
 Passing Yards (Season) — 4,690 by Warren Moon, 1991  
 Passing Yards (Career) — 33,685 by Warren Moon, 1984-93  
 Passing Touchdowns (Game) — 7 by George Blanda vs. N.Y. Titans, 11/19/61  
 Passing Touchdowns (Season) — 36 by George Blanda, 1961  
 Passing Touchdowns (Career) — 196 by Warren Moon, 1984-93  
 Passer Rating (Game) — 158.3 by Chris Chandler at Cin., 9/24/95  
 Passer Rating (Season) — 100.4 by Steve McNair, 2003  
 Passer Rating (Career) — 83.3 by Steve McNair, 1995-05

### RECEIVING

Receptions (Game) — 13 (three times, last by Drew Bennett at Oak., (12/19/04)  
 Receptions (Season) — 101 by Charlie Hennigan, 1964  
 Receptions (Career) — 542 by Ernest Givins, 1986-94  
 Receiving Yards (Game) — 272 by Charlie Hennigan at Bos., 10/13/61  
 Receiving Yards (Season) — 1,746 by Charlie Hennigan, 1961  
 Receiving Yards (Career) — 7,935 by Ernest Givins, 1986-94  
 Receiving Touchdowns (Game) — 3 (17 times, last by Kenny Britt vs. Phi., 10/24/10)  
 Receiving Touchdowns (Season) — 17 by Bill Groman, 1961  
 Receiving Touchdowns (Career) — 51 by Charlie Hennigan, 1960-66

### PUNTING

Punts (Game) — 11 (twice by Rich Camarillo, last at Pit., 12/3/95)  
 Punts (Season) — 96 by Rich Camarillo, 1994  
 Punts (Career) — 861 by Craig Hentrich, 1998-09

### PUNT RETURNS

Punt Return Yards (Game) — 160 by Darius Reynaud vs. Jax., 12/30/12  
 Punt Return Average (Season) — 15.4 by Billy Johnson, 1977  
 Punt Return Average (Career) — 13.2 by Billy Johnson, 1974-80

### KICKOFF RETURNS

Kickoff Return Yards (Game) — 240 by Bobby Jancik at Oak., 12/22/63  
 Kickoff Return Average (Season) — 31.3 by Ken Hull, 1960  
 Kickoff Return Average (Career) — 26.5 by Bobby Jancik, 1962-67

### INTERCEPTIONS

Interceptions (Game) — 3 (eight times, last by Keith Bulluck at N.O., 9/24/07)  
 Interceptions (Season) — 12 by Freddy Glick, 1963; by Mike Reinfeldt, 1979  
 Interceptions (Career) — 45 by Jim Norton, 1960-68

### SACKS

Sacks (Game) — 4 (five times, last by William Fuller vs. Pit., 11/28/93)  
 Sacks (Season) — 17 by Elvin Bethea, 1973  
 Sacks (Career) — 105 by Elvin Bethea, 1968-83



# TENNESSEE TITANS 2016 PARTICIPATION CHART

Player	9/11	9/18	9/25	10/2	10/9	10/16	10/23	10/27	11/6	11/13	11/20	11/27	12/11	12/18	12/24	1/1	Season Totals			
	Min	@Det	Oak	@Hou	@Mia	Cle	Ind	Jax	@SD	GB	@Ind	@Chi	Den	@KC	@Jax	Hou	GP	GS	DNP	IA
Abdesmad, Mehdi.....	PS	PS	PS	PS	PS	PS	PS	PS	PS	PS	PS	PS	PS	PS	PS	IR	2	0	0	0
Amaro, Jace.....	IA	IA	P	P	IA	IA	IA	IA	IA	IA	IA	P	IA	IA	IA	IA	3	0	0	13
Andrews, Antonio.....	P	P	P	P	P	P	P	P	P	P	P	P	P	P	P	P	16	0	0	0
Barton, Karim.....	X	X	PS	PS	PS	PS	PS	PS	PS	PS	PS	PS	PS	PS	PS	PS	0	0	0	0
Bass, David.....	P	P	P	P	P	P	P	P	P	P	P	P	P	IA	IA	IA	13	0	0	3
Bell, Byron.....	IR	IR	IR	IR	IR	IR	IR	IR	IR	IR	IR	IR	IR	IR	IR	IR	0	0	0	0
Blackson, Angelo.....	P	P	P	P	P	P	P	P	P	P	NT	IA	P	IA	P	IA	13	1	0	3
Blake, Valentino.....	P	P	P	P	P	P	P	P	P	P	P	P	P	P	CB	P	16	1	0	0
Brinkley, Beau.....	P	P	P	P	P	P	P	P	P	P	P	P	P	P	P	P	16	0	0	0
Brown, Kourtnei.....	X	X	X	X	X	X	X	X	X	X	X	X	X	X	X	PS	0	0	0	0
Byard, Kevin.....	P	P	P	P	P	P	P	P	P	FS	FS	FS	FS	FS	FS	FS	16	7	0	0
Casey, Jurrell.....	DT	DT	DT	DT	DT	DT	DT	DT	DT	DT	DT	DT	DT	DT	DT	DT	15	15	0	1
Cassel, Matt.....	DNP	P	DNP	DNP	DNP	DNP	DNP	P	DNP	DNP	DNP	DNP	DNP	DNP	P	QB	4	1	12	0
Conklin, Jack.....	RT	RT	RT	RT	RT	RT	RT	RT	RT	RT	RT	RT	RT	RT	RT	RT	16	16	0	0
Cox, Perrish.....	CB	CB	CB	CB	CB	P	CB	IA	CB	CB	P	CB	X	X	X	X	11	9	0	1
Cunningham, Jerome.....	PS	PS	PS	PS	PS	PS	PS	PS	PS	PS	PS	PS	PS	PS	PS	PS	0	0	0	0
Dodd, Kevin.....	P	OLB	P	P	P	P	P	IA	P	P	IA	IA	IR	IR	IR	IR	9	1	0	3
Douglas, Harry.....	P	P	P	IA	IA	IA	IA	IA	P	P	P	P	P	P	WR	WR	11	2	0	5
Fasano, Anthony.....	P	TE	P	P	TE	TE	TE	TE	TE	TE	P	TE	P	TE	P	TE	16	10	0	0
Fluellen, David.....	PS	PS	PS	PS	PS	PS	PS	PS	PS	IA	IA	IA	IA	PS	PS	PS	0	0	0	4
Fowler, Jalston.....	FB	FB	FB	P	P	P	P	P	P	FB	P	P	FB	FB	P	P	16	6	0	0
Gallik, Andy.....	IR	IR	IR	IR	IR	X	X	X	X	X	X	X	X	X	X	X	0	0	0	0
Henry, Derrick.....	RB	P	P	P	RB	P	P	P	DNP	P	P	P	P	P	P	P	15	2	1	0
Johnson, Andre.....	P	P	P	WR	WR	WR	WR	P	X	X	X	X	X	X	X	X	8	4	0	0
Johnson, Austin.....	P	IA	IA	IA	P	P	IA	IA	IA	P	P	P	P	P	P	P	10	0	0	6
Johnson, Rashad.....	FS	FS	FS	FS	FS	FS	FS	IA	IA	P	P	P	P	P	P	P	14	7	0	2
Jones, Ben.....	C	C	C	C	C	C	C	C	C	C	C	C	C	C	C	C	16	16	0	0
Jones, DaQuan.....	DE	DE	DE	DE	NT	NT	DE	DE	DE	DE	DE	DE	DE	DE	DE	DE	16	16	0	0
Kelly, Dennis.....	P	P	P	P	P	TE	TE	P	TE	P	TE	TE	P	P	P	TE	16	6	0	0
Kern, Brett.....	P	P	P	P	P	P	P	P	P	P	P	P	P	P	P	P	16	0	0	0
Kline, Josh.....	IA	IA	RG	RG	RG	RG	RG	RG	RG	RG	RG	RG	RG	RG	RG	RG	14	14	0	2
Klug, Karl.....	P	P	P	P	DE	DE	P	P	P	P	P	P	DT	P	IR	IR	14	3	0	0
Krause, Jonathan.....	X	X	X	X	X	X	X	X	PS	PS	PS	PS	PS	PS	PS	PS	0	0	0	0
Lewan, Taylor.....	LT	LT	LT	LT	LT	LT	LT	LT	LT	LT	LT	LT	LT	LT	LT	LT	16	16	0	0
Leslie, Jordan.....	X	X	X	PS	X	X	X	X	X	X	X	X	X	X	X	X	0	0	0	0
Mariani, Marc.....	P	P	P	P	P	P	P	P	P	P	P	P	P	P	P	P	16	0	0	0
Mariota, Marcus.....	QB	QB	QB	QB	QB	QB	QB	QB	QB	QB	QB	QB	QB	QB	QB	IR	15	15	0	0
Marz, Tyler.....	PS	PS	PS	PS	PS	PS	PS	PS	PS	PS	PS	PS	PS	PS	PS	PS	0	0	0	0
Matias, Josue.....	IR	IR	IR	IR	IR	IR	IR	IR	IR	IR	IR	IR	IR	IR	IR	IR	0	0	0	0
Matthews, Rishard.....	P	WR	WR	P	P	P	P	WR	P	WR	WR	WR	WR	P	WR	WR	16	9	0	0
Maye, K.J.....	X	X	X	X	X	X	X	X	X	X	X	X	X	X	X	PS	0	0	0	0
McBride, Tre.....	PS	PS	PS	PS	PS	PS	PS	PS	IA	IA	IA	IA	P	IA	IA	P	2	0	0	6
McCain, Brice.....	P	CB	CB	P	P	P	P	CB	CB	DB	P	DB	CB	CB	CB	CB	16	10	0	0
McCourty, Jason.....	CB	CB	CB	CB	CB	CB	CB	CB	CB	CB	CB	CB	CB	CB	IA	IA	14	14	0	2
McKinnon, Jeremiah.....	X	X	X	X	X	X	X	X	X	X	PS	PS	PS	PS	PS	PS	0	0	0	0
Morgan, Derrick.....	OLB	IA	OLB	OLB	OLB	OLB	OLB	OLB	OLB	OLB	OLB	OLB	OLB	OLB	OLB	OLB	15	15	0	1
Murray, DeMarco.....	RB	RB	RB	RB	RB	RB	RB	RB	RB	RB	RB	RB	RB	RB	RB	RB	16	16	0	0
Okotcha, Bennett.....	IR	IR	IR	IR	IR	IR	IR	IR	IR	IR	IR	IR	IR	IR	IR	IR	0	0	0	0
Orakpo, Brian.....	OLB	OLB	OLB	OLB	OLB	OLB	OLB	OLB	OLB	OLB	OLB	OLB	OLB	OLB	OLB	OLB	16	16	0	0
Palmer, Nate.....	P	P	P	IA	IA	P	P	P	P	P	P	P	P	P	P	P	14	0	0	2
Patrick, Ronald.....	PS	X	X	X	X	X	X	X	X	X	X	X	X	X	X	X	0	0	0	0
Reed, Kalan.....	PS	PS	PS	PS	PS	PS	PS	PS	PS	PS	PS	PS	P	P	P	P	4	0	0	0
Riggs, Cody.....	X	P	P	IA	IA	IA	IA	P	IA	PS	X	X	X	X	X	X	3	0	0	5
Riley, Curtis.....	PS	PS	IA	IA	P	IA	IA	P	P	IA	IA	P	IA	IA	IA	IA	4	0	0	10
Schwenke, Brian.....	P	P	P	P	P	P	P	LG	LG	LG	P	P	P	P	P	P	16	3	0	0
Searcy, Da'Norris.....	SS	SS	SS	IA	IA	SS	SS	SS	SS	SS	SS	SS	SS	SS	SS	SS	14	14	0	2
Sharpe, Tajaé.....	WR	WR	WR	WR	WR	P	P	P	P	WR	WR	WR	WR	WR	P	P	16	10	0	0
Sims, LeShaun.....	IA	IA	IA	P	P	P	P	P	P	P	P	P	P	P	CB	CB	13	2	0	3
Smith, D'Joun.....	X	X	X	X	X	X	X	X	X	X	X	X	PS	PS	IA	P	1	0	0	1
Spain, Quinton.....	LG	LG	LG	LG	LG	LG	LG	IA	IA	P	LG	LG	LG	LG	LG	LG	14	13	0	2
Spence, Sean.....	P	LB	ILB	P	P	P	P	P	ILB	ILB	P	LB	P	IA	ILB	P	15	6	0	1
Stafford, Daimion.....	P	P	P	SS	SS	S	P	FS	FS	P	S	IA	P	P	P	P	15	6	0	1
Staples, Justin.....	PS	PS	PS	PS	PS	PS	PS	PS	PS	PS	PS	PS	IA	P	P	P	3	0	0	1
Succop, Ryan.....	P	P	P	P	P	P	P	P	P	P	P	P	P	P	P	P	16	0	0	0
Supernaw, Phillip.....	P	P	TE	P	P	P	P	TE	P	P	P	IA	P	P	P	P	15	2	0	1
Tanne, Alex.....	IA	PS	PS	PS	PS	PS	PS	PS	PS	PS	PS	PS	PS	PS	PS	DNP	0	0	1	1
Tava, J.R.....	X	X	X	X	X	X	X	X	X	X	X	X	PS	PS	PS	PS	0	0	0	0
Tretola, Sebastian.....	IA	IA	IA	IA	IA	IA	IA	P	DNP	IA	IA	IA	IA	IA	IA	IA	1	0	1	14
Walker, Delanie.....	TE	P	IA	TE	P	TE	TE	TE	TE	P	TE	P	TE	P	TE	P	15	9	0	1
Wallace, Aaron.....	IA	P	IA	P	P	IA	IA	P	IA	IA	P	P	P	P	P	P	10	0	0	6
Warmack, Chance.....	RG	RG	IR	IR	IR	IR	IR	IR	IR	IR	IR	IR	IR	IR	IR	IR	2	2	0	0
Williamson, Avery.....	ILB	ILB	ILB	ILB	ILB	ILB	ILB	ILB	ILB	ILB	ILB	ILB	ILB	ILB	ILB	ILB	16	16	0	0
Woods, Al.....	NT	P	P	NT	IA	IA	NT	NT	P	IA	IA	P	NT	NT	P	NT	12	7	0	4
Woods, Antwaun.....	PS	PS	PS	X	PS	PS	PS	PS	PS	PS	PS	PS	PS	PS	PS	P	1	0	0	0
Woodyard, Wesley.....	ILB	P	P	ILB	ILB	ILB	ILB	ILB	P	P	ILB	P	ILB	ILB	P	ILB	16	10	0	0
Wright, Kendall.....	IA	IA	IA	WR	P	P	P	P	WR	P	P	P	IA	WR	WR	IA	11	4	0	5

Starters indicated by position (QB, RB, ILB, etc.); P = played but did not start; DNP = active but did not play; IA = inactive for game; PS = practice squad; PS-I = practice squad injured reserve; X = not on roster; IR = injured reserve; SUS = reserve/suspended; NFI = non-football injury; PUP = physically unable to perform

GAME PREVIEW

TEAM NOTES

PLAYER NOTES

MEDIA

STATISTICS

ROSTERS

## TENNESSEE TITANS 2017 TRANSACTIONS

GAME PREVIEW	January 2	Signed <b>G KARIM BARTON</b> , <b>OLB KOURTNEI BROWN</b> , <b>TE JEROME CUNNINGHAM</b> , <b>RB DAVID FLUELLEN</b> , <b>WR JONATHAN KRAUSE</b> , <b>T TYLER MARZ</b> and <b>WR K.J. MAYE</b> to future contracts	May 15	Waived <b>LB RESHARD CLIETT</b> and <b>NT RODERICK HENDERSON</b> ; signed free agents <b>K/P JORDAN GAY</b> , <b>CB TREVON HARTFIELD</b> , <b>LB JOHNNY RAGIN III</b> , <b>DE CAMERON ROBBINS</b> and <b>DE JIMMY STATEN</b>
	January 4	Signed <b>LB RESHARD CLIETT</b> and <b>TE TIM SEMISCH</b> to future contracts; organization and wide receivers coach <b>BOB BRATKOWSKI</b> and assistant wide receivers coach <b>JASON TUCKER</b> agree to part ways	May 17	Signed third-round choice <b>TE JONNU SMITH</b>
	January 5	Signed <b>DB TYE SMITH</b> to a future contract	May 19	Waived <b>WR K.J. MAYE</b> ; signed free agents <b>FB JOE BACCI</b> and <b>WR DARIUS JENNINGS</b>
TEAM NOTES	January 16	Hired <b>CRAIG AUKERMAN</b> as assistant special teams coach and <b>FRISMAN JACKSON</b> as wide receivers coach	May 23	Signed first-round choice <b>CB ADOREE' JACKSON</b>
	January 24	Signed <b>DE CAUSHAUD LYONS</b> to a future contract	May 24	Signed fifth-round choice <b>LB JAYON BROWN</b>
	February 15	Elevated <b>LUKE STECKEL</b> to assistant wide receivers coach	June 5	Waived <b>G KARIM BARTON</b> ; signed free agent <b>C MARK SPELMAN</b> ; signed third-round choice <b>WR TAYWAN TAYLOR</b>
PLAYER NOTES	March 8	Terminated vested veteran <b>NT AL WOODS</b>	June 6	Waived injured <b>CB JOHN GREEN</b> ; signed free agent <b>WR MEKALE McKAY</b>
	March 10	Signed unrestricted free agents <b>QB MATT CASSEL</b> , <b>S JOHNATHAN CYPRIEN</b> and <b>DE KARL KLUG</b>	June 13	Waived <b>CB TREVON HARTFIELD</b> and <b>DE CAUSHAUD LYONS</b> ; signed free agents <b>CB MANNY ABAD</b> and <b>OLB VICTOR OCHI</b>
	March 11	Signed unrestricted free agents <b>LB DAREN BATES</b> , <b>CB LOGAN RYAN</b> and <b>S BRYNDEN TRAWICK</b>	June 19	Waived <b>WR Bra'LON CHERRY</b> ; signed free agent <b>WR ERIC DECKER</b>
MEDIA	March 13	Signed unrestricted free agents <b>TE PHILLIP SUPERNAW</b> and <b>WR ERIC WEEMS</b>	July 28	Waived <b>LB JOHNNY RAGIN III</b> ; waived <b>G SEBASTIAN TRETOLA</b> with a non-football injury; waived <b>CB JOHN GREEN</b> from injured reserve; signed free agents <b>G JAKE SIMONICH</b> and <b>OLB ERIK WALDEN</b>
	March 14	Signed unrestricted free agent <b>NT SYLVESTER WILLIAMS</b>	July 29	Placed <b>WR TAJAÉ SHARPE</b> on reserve/physically unable to perform
	March 16	Signed unrestricted free agent <b>LB NATE PALMER</b>	July 30	Signed first-round choice <b>WR COREY DAVIS</b>
STATISTICS	March 23	Signed unrestricted free agent <b>G/C TIM LELITO</b>	August 6	Waived injured <b>OLB VICTOR OCHI</b> ; signed free agent <b>RB BRANDON RADCLIFF</b>
	March 31	Waived <b>S JOSH AUBREY</b> from reserve/retired list	August 14	Waived <b>K/P JORDAN GAY</b>
	April 3	Signed unrestricted free agent <b>CB DEMONTRE HURST</b>	August 15	Signed free agent <b>LS RYAN DiSALVO</b>
ROSTERS	April 17	Terminated vested veteran <b>CB JASON McCOURTY</b> ; terminated vested veteran <b>WR ANDRE JOHNSON</b> from the reserve/retired list	August 17	Waived injured <b>OLB KOURTNEI BROWN</b> ; signed free agent <b>CB DARRIUS SIMS</b>
	April 25	Placed <b>CB BENNETT OKOTCHA</b> on the reserve/retired list	August 21	Moved <b>WR TAJAÉ SHARPE</b> from Physically Unable to Perform list to active roster; waived <b>DE MEHDI ABDESMAID</b>
	April 27	Drafted <b>WR COREY DAVIS</b> (first round, fifth overall) and <b>CB ADOREE' JACKSON</b> (first round, 18th overall)	August 24	Waived <b>OLB KOURTNEI BROWN</b> from reserve/injured with an injury settlement
	April 28	Traded a 2017 third-round selection (83rd overall) and a 2017 fourth-round selection (124th overall) to the New England Patriots for a Patriots' 2017 third-round selection (72nd overall) and a Patriots' 2017 sixth-round selection (200th overall); drafted <b>WR TAYWAN TAYLOR</b> (third round, 72nd overall) and <b>TE JONNU SMITH</b> (third round, 100th overall)	August 30	Waived injured <b>CB JEREMY BOYKINS</b> and <b>WR MEKALE McKAY</b>
	April 29	Traded a 2017 fifth-round selection (164th overall) and a 2017 sixth-round selection (214th overall) to the Philadelphia Eagles for a Eagles' 2017 fifth-round selection (155th overall); drafted <b>LB JAYON BROWN</b> (fifth round, 155th overall); traded a 2017 sixth-round selection (200th overall) to the New York Giants for a Giants' 2017 sixth-round selection (207th overall) and a Giants' 2017 seventh-round selection (241st overall); traded a 2017 sixth-round selection (207th overall) to the Cincinnati Bengals for a Bengals' 2017 sixth-round selection (217th overall) and a Bengals' 2017 seventh-round selection (227th overall); drafted <b>G/C COREY LEVIN</b> (sixth round, 217th overall), <b>OLB JOSH CARRAWAY</b> (seventh round, 227th overall), <b>T BRAD SEATON</b> (seventh round, 236th overall) and <b>RB KHALFANI MUHAMMAD</b> (seventh round, 241st overall)	September 2	Placed <b>WR TAJAÉ SHARPE</b> and <b>QB ALEX TANNEY</b> on injured reserve; terminated vested veterans <b>CB DEMONTRE HURST</b> , <b>LB JUSTIN STAPLES</b> and <b>WR ERIC WEEMS</b> ; waived <b>CB MANNY ABAD</b> , <b>TE JACE AMARO</b> , <b>DE ANGELO BLACKSON</b> , <b>NT DeANGELO BROWN</b> , <b>TE JEROME CUNNINGHAM</b> , <b>QB TYLER FERGUSON</b> , <b>WR DARIUS JENNINGS</b> , <b>S DENZEL JOHNSON</b> , <b>WR JONATHAN KRAUSE</b> , <b>WR KeVONN MABON</b> , <b>T TYLER MARZ</b> , <b>G JOSUE MATIAS</b> , <b>WR TRE McBRIDE</b> , <b>T STEVEN MOORE</b> , <b>RB KHALFANI MUHAMMAD</b> , <b>WR GIO PASCASCIO</b> , <b>T JONAH PIRSIG</b> , <b>RB BRANDON RADCLIFF</b> , <b>DE CAMERON ROBBINS</b> , <b>T BRAD SEATON</b> , <b>TE TIM SEMISCH</b> , <b>G JAKE SIMONICH</b> , <b>CB DARRIUS SIMS</b> , <b>CB D'JOUN SMITH</b> , <b>C MARK SPELMAN</b> and <b>NT ANTWAUN WOODS</b> ; waived injured <b>FB JOE BACCI</b> , <b>LS RYAN DiSALVO</b> and <b>RB AKEEM JUDD</b>
	May 12	Signed the following undrafted free agents: <b>CB JEREMY BOYKINS</b> , <b>NT DeANGELO BROWN</b> , <b>WR Bra'LON CHERRY</b> , <b>QB TYLER FERGUSON</b> , <b>CB JOHN GREEN</b> , <b>NT RODERICK HENDERSON</b> , <b>LB DENZEL JOHNSON</b> , <b>RB AKEEM JUDD</b> , <b>WR KeVONN MABON</b> , <b>T STEVEN MOORE</b> , <b>WR GIOVANNI PASCASCIO</b> and <b>T JONAH PIRSIG</b> ; signed sixth-round choice <b>G/C COREY LEVIN</b> , seventh-round choice <b>OLB JOSH CARRAWAY</b> , seventh-round choice <b>T BRAD SEATON</b> and <b>RB KHALFANI MUHAMMAD</b>	September 3	Placed <b>WR HARRY DOUGLAS</b> on injured reserve; signed free agent <b>WR ERIC WEEMS</b> ; signed <b>TE JEROME CUNNINGHAM</b> , <b>QB TYLER FERGUSON</b> , <b>WR DARIUS JENNINGS</b> , <b>S DENZEL JOHNSON</b> , <b>T TYLER MARZ</b> , <b>T STEVEN MOORE</b> , <b>RB KHALFANI MUHAMMAD</b> and <b>NT ANTWAUN WOODS</b> to the practice squad
			September 4	Terminated vested veteran <b>G/C TIM LELITO</b> ; signed free agent <b>C/G BRIAN SCHWENKE</b> ; signed <b>WR ZACH PASCAL</b> to the practice squad

# TENNESSEE TITANS UNOFFICIAL DEPTH CHART

## OFFENSE

<b>WR</b>	18	Rishard Matthews	<u>13</u>	<u>Taywan Taylor</u>	14	Eric Weems
<b>TE</b>	82	Delanie Walker	89	Phillip Supernaw	81	<u>Jonnu Smith</u>
<b>LT</b>	77	Taylor Lewan	71	Dennis Kelly		
<b>LG</b>	67	Quinton Spain	<u>61</u>	<u>Corey Levin</u>		
<b>C</b>	60	Ben Jones	62	Brian Schwenke		
<b>RG</b>	64	Josh Kline	<u>61</u>	<u>Corey Levin</u>		
<b>RT</b>	78	Jack Conklin	71	Dennis Kelly		
<b>WR</b>	<u>84</u>	<u>Corey Davis</u>	87	Eric Decker		
<b>QB</b>	8	Marcus Mariota	16	Matt Cassel		
<b>FB</b>	45	Jalston Fowler				
<b>RB</b>	29	DeMarco Murray	22	Derrick Henry	32	David Fluellen

## DEFENSE

<b>DE</b>	90	DaQuan Jones	95	David King		
<b>NT</b>	96	Sylvester Williams	94	Austin Johnson		
<b>DT</b>	99	Jurrell Casey	97	Karl Klug		
<b>OLB</b>	91	Derrick Morgan	93	Kevin Dodd	52	Aaron Wallace
<b>ILB</b>	59	Wesley Woodyard	<u>55</u>	<u>Jayon Brown</u>		
<b>ILB</b>	54	Avery Williamson	50	Nate Palmer	53	Daren Bates
<b>OLB</b>	98	Brian Orakpo	58	Erik Walden	<u>44</u>	<u>Josh Carraway</u>
<b>CB</b>	36	LeShaun Sims	<u>25</u>	<u>Adoree' Jackson</u>	24	Kalan Reed
<b>SS</b>	37	Johnathan Cyprien	21	Da'Norris Searcy		
<b>FS</b>	31	Kevin Byard	35	Curtis Riley	41	Brynden Trawick
<b>CB</b>	26	Logan Ryan	23	Brice McCain	33	Tye Smith

## SPECIAL TEAMS

<b>K</b>	4	Ryan Succop	6	Brett Kern		
<b>KO</b>	4	Ryan Succop	6	Brett Kern		
<b>P</b>	6	Brett Kern	4	Ryan Succop		
<b>H</b>	6	Brett Kern	16	Matt Cassel		
<b>PR</b>	<u>25</u>	<u>Adoree' Jackson</u>	14	Eric Weems		
<b>KOR</b>	14	Eric Weems	<u>25</u>	<u>Adoree' Jackson</u>		
<b>LS</b>	48	Beau Brinkley	60	Ben Jones	<u>81</u>	<u>Jonnu Smith</u>

As of Sept. 4, 2017

Rookies are underlined

## TITANS PRONUNCIATION GUIDE

**Kevin BYARD** (BY-urd); **Johnathan CYPRIEN** (SIP-ree-en); **DAQUAN Jones** (Day-QUAN); **Karl KLUG** (KLOOG); **Corey LEVIN** (LEH-vin); **Taylor LEWAN** (leh-WAHN); **Marcus MARIOTA** (MAR-ee-OH-tah); **KALAN Reed** (KAY-lin); **JONNU Smith** (JAH-new); **Ryan SUCCOP** (SUCK-up); **Brynden TRAWICK** (TRAH-wick)



## TENNESSEE TITANS ROSTER BY EXPERIENCE

<u>13TH YEAR</u>		<u>6TH YEAR</u>		<u>2ND YEAR</u>		<u>ROOKIE DRAFT PICKS</u>	
Matt Cassel	QB	Beau Brinkley	LS	Kevin Byard	S	Jayon Brown	LB
		Ben Jones	C	Jack Conklin	T	Josh Carraway	OLB
<u>12TH YEAR</u>		Dennis Kelly	G/T	Kevin Dodd	OLB	Corey Davis	WR
Delanie Walker	TE	Rishard Matthews	WR	Derrick Henry	RB	Adoree' Jackson	CB
				Austin Johnson	DL	Corey Levin	G/C
<u>10TH YEAR</u>				David King	DE	Jonnu Smith	TE
Harry Douglas (IR)	WR			Victor Ochi (IR)	OLB	Taywan Taylor	WR
Brett Kern	P	<u>5TH YEAR</u>		Tajae Sharpe (IR)	WR		
Erik Walden	OLB	Daren Bates	LB	LeShaun Sims	CB	<u>ROOKIE FREE AGENTS</u>	
Eric Weems	WR/KR	Johnathan Cyprien	S	Tye Smith	CB	Joe Bacci (IR)	FB
Wesley Woodyard	LB	Josh Kline	G	Alex Tanney (IR)	QB	Jeremy Boykins (IR)	CB
		Nate Palmer	LB	Aaron Wallace	OLB	Akeem Judd (IR)	RB
		Logan Ryan	CB				
		Brian Schwenke	C/G				
		Brynden Trawick	S				
		Sylvester Williams	NT				
<u>9TH YEAR</u>				<u>1ST YEAR</u>			
Brice McCain	CB			Ryan DiSalvo (IR)	LS		
Brian Orakpo	OLB	<u>4TH YEAR</u>		David Fluellen	RB		
Ryan Succop	K	DaQuan Jones	DL	Kalan Reed	CB		
		Taylor Lewan	T	Jimmy Staten (IR)	DE		
<u>8TH YEAR</u>		Phillip Supernaw	TE				
Eric Decker	WR	Avery Williamson	LB				
Derrick Morgan	OLB						
<u>7TH YEAR</u>							
Jurrell Casey	DT	<u>3RD YEAR</u>					
Karl Klug	DL	Jalston Fowler	FB				
DeMarco Murray	RB	Marcus Mariota	QB				
Da'Norris Searcy	S	Curtis Riley	DB				
		Quinton Spain	G				

As of Sept. 4, 2017

## TENNESSEE TITANS ROSTER BY DRAFT ROUND

<u>ROUND 1</u>			<u>ROUND 5</u>			<u>UNDRAFTED</u>		
Player	Pos.	Year	Player	Pos.	Year	Player	Pos.	Year
Corey Davis	WR	2017	Jayon Brown	LB	2017	Joe Bacci (IR)	FB	2017
Adoree' Jackson	CB	2017	Tajae Sharpe (IR)	WR	2016	Jeremy Boykins (IR)	CB	2017
Jack Conklin	T	2016	LeShaun Sims	CB	2016	Akeem Judd (IR)	RB	2017
Marcus Mariota	QB	2015	Tye Smith	CB	2015 (Sea)	Ryan DiSalvo (IR)	LS	2016 (Mia)
Taylor Lewan	T	2014	Jimmy Staten (IR)	DE	2015 (Sea)	Victor Ochi (IR)	OLB	2016 (Bal)
Sylvester Williams	NT	2013 (Den)	Avery Williamson	LB	2014	Curtis Riley	DB	2015
Derrick Morgan	OLB	2010	Dennis Kelly	G/T	2012 (Phi)	Quinton Spain	G	2015
Brian Orakpo	OLB	2009 (Was)	Karl Klug	DE	2011	David Fluellen	RB	2014 (Phi)
<u>ROUND 2</u>			<u>ROUND 6</u>			Daren Bates	LB	2013 (StL)
Player	Pos.	Year	Player	Pos.	Year	Josh Kline	G	2013 (NE)
Kevin Dodd	OLB	2016	Corey Levin	G/C	2017	Brynden Trawick	S	2013 (Bal)
Derrick Henry	RB	2016	Nate Palmer	LB	2013 (GB)	Beau Brinkley	LS	2012
Austin Johnson	DL	2016	Brice McCain	CB	2009 (Hou)	Phillip Supernaw	TE	2012 (Hou)
Johnathan Cyprien	S	2013 (Jax)	Erik Walden	OLB	2008 (Dal)	Alex Tanney (IR)	QB	2012 (KC)
<u>ROUND 3</u>			Delanie Walker	TE	2006 (SF)	Brett Kern	P	2008 (Den)
Player	Pos.	Year	<u>ROUND 7</u>			Wesley Woodyard	LB	2008 (Den)
Jonnu Smith	TE	2017	Player	Pos.	Year	Eric Weems	WR/KR	2007 (Atl)
Taywan Taylor	WR	2017	Josh Carraway	OLB	2017			
Kevin Byard	S	2016	Kalan Reed	CB	2016			
Logan Ryan	CB	2013 (NE)	Aaron Wallace	OLB	2016			
Jurrell Casey	DT	2011	David King	DE	2013 (Phi)			
DeMarco Murray	RB	2011 (Dal)	Rishard Matthews	WR	2012 (Mia)			
Eric Decker	WR	2010 (Den)	Ryan Succop	K	2009 (KC)			
Harry Douglas (IR)	WR	2008 (Atl)	Matt Cassel	QB	2005 (NE)			
<u>ROUND 4</u>								
Player	Pos.	Year						
Jalston Fowler	FB	2015						
DaQuan Jones	DL	2014						
Brian Schwenke	C/G	2013						
Ben Jones	C	2012 (Hou)						
Da'Norris Searcy	S	2011 (Buf)						

As of Sept. 4, 2017

## HOW THE TENNESSEE TITANS WERE BUILT

YEAR	DRAFTEES (23)	FREE AGENTS (24)	TRADES/WAIVERS (6)
2017	WR Corey Davis (1a) CB Adoree' Jackson (1b) WR Taywan Taylor (3a) TE Jonnu Smith (3b) LB Jayon Brown (5) G/C Corey Levin (6) OLB Josh Carraway (7a)	CB Tye Smith (FA) LB Daren Bates (UFA-OAK) S Johnathan Cyprien (UFA-JAX) S Brynden Trawick (UFA-OAK) CB Logan Ryan (UFA-NE) WR Eric Weems (UFA-ATL) NT Sylvester Williams (UFA-DEN) WR Eric Decker (FA) OLB Erik Walden (FA) C/G Brian Schwenke (FA)	DE David King (T-KC)
2016	T Jack Conklin (1) OLB Kevin Dodd (2a) DL Austin Johnson (2b) RB Derrick Henry (2c) S Kevin Byard (3) CB LeShaun Sims (5b) OLB Aaron Wallace (7a) CB Kalan Reed (7b)	CB Brice McCain (FA) C Ben Jones (UFA-HOU) QB Matt Cassel (UFA-DAL) WR Rishard Matthews (UFA-MIA)	RB DeMarco Murray (T-PHI) LB Nate Palmer (W-GB) G/T Dennis Kelly (T-PHI) G Josh Kline (W-NE)
2015	QB Marcus Mariota (1) FB Jalston Fowler (4b)	S Da'Norris Searcy (UFA-BUF) OLB Brian Orakpo (UFA-WAS) G Quinton Spain (FA) TE Phillip Supernaw (FA) DB Curtis Riley (FA) RB David Fluellen (FA)	
2014	T Taylor Lewan (1) DL DaQuan Jones (4a) LB Avery Williamson (5)	LB Wesley Woodyard (UFA-DEN) K Ryan Succop (FA)	
2013		TE Delanie Walker (UFA-SF)	
2012		LS Beau Brinkley (FA)	
2011	DT Jurrell Casey (3) DL Karl Klug (5)		
2010	OLB Derrick Morgan (1)		
2009			P Brett Kern (W-DEN)

As of Sept. 4, 2017

GAME PREVIEW

TEAM NOTES

PLAYER NOTES

MEDIA

STATISTICS

ROSTERS

# TENNESSEE TITANS POSITIONAL ROSTER - OFFENSE

## QUARTERBACKS (2)

16	Cassel, Matt	QB	6-4	228	5/17/82	13	Southern California	Northridge, Calif.	UFA (DAL)-'16
8	Mariota, Marcus	QB	6-4	222	10/30/93	3	Oregon	Honolulu, Hawaii	D1-'15

## RUNNING BACKS/FULLBACKS (4)

32	Fluellen, David	RB	5-11	224	1/28/92	1	Toledo	Lockport, N.Y.	FA-'15
45	Fowler, Jalston	FB	5-11	254	7/26/90	3	Alabama	Mobile, Ala.	D4b-'15
22	Henry, Derrick	RB	6-3	247	1/4/94	2	Alabama	Yulee, Fla.	D2c-'16
29	Murray, DeMarco	RB	6-1	220	2/12/88	7	Oklahoma	Las Vegas, Nev.	T (PHI)-'16

## WIDE RECEIVERS (5)

84	Davis, Corey	WR	6-3	209	1/11/95	R	Western Michigan	Wheaton, Ill.	D1a-'17
87	Decker, Eric	WR	6-3	214	3/15/87	8	Minnesota	Cold Spring, Minn.	FA-'17
18	Matthews, Rishard	WR	6-0	217	10/12/89	6	Nevada	Santa Ana, Calif.	UFA (MIA)-'16
13	Taylor, Taywan	WR	5-11	203	3/2/95	R	Western Kentucky	Louisville, Ky.	D3a-'17
14	Weems, Eric	WR	5-9	195	7/4/85	10	Bethune-Cookman	Ormond Beach, Fla.	UFA (ATL)-'17

## TIGHT ENDS (3)

81	Smith, Jonnu	TE	6-3	248	8/22/95	R	Florida International	Ocala, Fla.	D3b-'17
89	Supernaw, Phillip	TE	6-5	255	1/30/90	4	Ouachita Baptist	Katy, Texas	FA-'15
82	Walker, Delanie	TE	6-2	248	8/12/84	12	Central Missouri	Pomona, Calif.	UFA (SF)-'13

## CENTERS (2)

60	Jones, Ben	C	6-3	308	7/2/89	6	Georgia	Brent, Ala.	UFA (HOU)-'16
62	Schwenke, Brian	C/G	6-3	318	3/22/91	5	California	Oceanside, Calif.	D4-'13

## GUARDS (3)

64	Kline, Josh	G	6-3	300	12/29/89	5	Kent State	Mason, Ohio	W (NE)-'16
61	Levin, Corey	G/C	6-4	307	8/12/94	R	Chattanooga	Dacula, Ga.	D6-'17
67	Spain, Quinton	G	6-4	330	8/7/91	3	West Virginia	Petersburg, Va.	FA-'15

## TACKLES (3)

78	Conklin, Jack	T	6-6	308	8/17/94	2	Michigan State	Plainwell, Mich.	D1-'16
71	Kelly, Dennis	G/T	6-8	321	1/16/90	6	Purdue	Chicago Heights, Ill.	T (PHI)-'16
77	Lewan, Taylor	T	6-7	309	7/22/91	4	Michigan	Cave Creek, Ariz.	D1-'14

## LONG SNAPPER (1)

48	Brinkley, Beau	LS	6-4	260	1/25/90	6	Missouri	Kearney, Mo.	FA-'12
----	----------------	----	-----	-----	---------	---	----------	--------------	--------

## PLACEKICKERS (1)

4	Succop, Ryan	K	6-2	218	9/19/86	9	South Carolina	Hickory, N.C.	FA-'14
---	--------------	---	-----	-----	---------	---	----------------	---------------	--------

As of Sept. 4, 2017



## TENNESSEE TITANS POSITIONAL ROSTER - DEFENSE

### DEFENSIVE LINEMEN (6)

99	Casey, Jurrell	DT	6-1	305	12/5/89	7	Southern California	Long Beach, Calif.	D3-'11
94	Johnson, Austin	DL	6-4	314	5/8/94	2	Penn State	Galloway, N.J.	D2b-'16
90	Jones, DaQuan	DL	6-4	322	12/27/91	4	Penn State	Johnson City, N.Y.	D4a-'14
95	King, David	DE	6-4	281	12/27/89	2	Oklahoma	Houston, Texas	T (KC)-'17
97	Klug, Karl	DL	6-3	278	3/31/88	7	Iowa	Caledonia, Minn.	D5-'11
96	Williams, Sylvester	NT	6-2	313	11/21/88	5	North Carolina	Jefferson City, Mo.	UFA (DEN)-'17

### LINEBACKERS (11)

53	Bates, Daren	LB	5-11	225	11/27/90	5	Auburn	Olive Branch, Miss.	UFA (OAK)-'17
55	Brown, Jayon	LB	6-0	226	2/26/95	R	UCLA	Long Beach, Calif.	D5-'17
44	Carraway, Josh	OLB	6-3	242	4/13/94	R	Texas Christian	Flower Mound, Texas	D7a-'17
93	Dodd, Kevin	OLB	6-5	277	7/14/92	2	Clemson	Greenville, S.C.	D2a-'16
91	Morgan, Derrick	OLB	6-4	261	1/6/89	8	Georgia Tech	Coatesville, Pa.	D1-'10
98	Orakpo, Brian	OLB	6-4	257	7/31/86	9	Texas	Houston, Texas	UFA (WAS)-'15
50	Palmer, Nate	LB	6-2	248	9/23/89	5	Illinois State	Chicago, Ill.	W (GB)-'16
58	Walden, Erik	OLB	6-2	250	8/21/85	10	Middle Tennessee State	Dublin, Ga.	FA-'17
52	Wallace, Aaron	OLB	6-2	242	7/8/93	2	UCLA	San Diego, Calif.	D7a-'16
54	Williamson, Avery	LB	6-1	246	3/9/92	4	Kentucky	Milan, Tenn.	D5-'14
59	Woodyard, Wesley	LB	6-0	233	7/21/86	10	Kentucky	LaGrange, Ga.	UFA (DEN)-'14

### CORNERBACKS (6)

25	Jackson, Adoree'	CB	5-11	185	9/18/95	R	Southern California	East St. Louis, Ill.	D1b-'17
23	McCain, Brice	CB	5-9	190	12/10/86	9	Utah	Terrell, Texas	FA-'16
24	Reed, Kalan	CB	5-11	192	12/29/93	1	Southern Mississippi	Birmingham, Ala.	D7b-'16
26	Ryan, Logan	CB	5-11	195	2/9/91	5	Rutgers	Voorhees, N.J.	UFA (NE)-'17
36	Sims, LeShaun	CB	6-0	203	9/18/93	2	Southern Utah	Las Vegas, Nev.	D5b-'16
33	Smith, Tye	CB	6-0	195	5/3/93	2	Towson	Raleigh, N.C.	FA-'17

### SAFETIES (5)

31	Byard, Kevin	S	5-11	212	8/17/93	2	Middle Tennessee State	Lithonia, Ga.	D3-'16
37	Cyprien, Johnathan	S	6-0	223	7/29/90	5	Florida International	North Miami Beach, Fla.	UFA (JAX)-'17
35	Riley, Curtis	DB	6-0	190	7/18/92	3	Fresno State	Orlando, Fla.	FA-'15
21	Searcy, Da'Norris	S	5-11	207	11/16/88	7	North Carolina	Decatur, Ga.	UFA (BUF)-'15
41	Trawick, Brynden	S	6-2	225	10/23/89	5	Troy	Marietta, Ga.	UFA (OAK)-'17

### PUNTERS (1)

6	Kern, Brett	P	6-2	214	2/17/86	10	Toledo	Grand Island, N.Y.	W (DEN)-'09
---	-------------	---	-----	-----	---------	----	--------	--------------------	-------------

As of Sept. 4, 2017

GAME PREVIEW

TEAM NOTES

PLAYER NOTES

MEDIA

STATISTICS

ROSTERS

## TENNESSEE TITANS ALPHABETICAL ROSTER

NO.	NAME	POS.	HT.	WT.	BIRTHDATE	EXP.	COLLEGE	HOMETOWN	ACQUIRED
53	Bates, Daren	LB	5-11	225	11/27/90	5	Auburn	Olive Branch, Miss.	UFA (OAK)-'17
48	Brinkley, Beau	LS	6-4	260	1/25/90	6	Missouri	Kearney, Mo.	FA-'12
55	Brown, Jayon	LB	6-0	226	2/26/95	R	UCLA	Long Beach, Calif.	D5-'17
31	Byard, Kevin	S	5-11	212	8/17/93	2	Middle Tennessee State	Lithonia, Ga.	D3-'16
44	Carraway, Josh	OLB	6-3	242	4/13/94	R	Texas Christian	Flower Mound, Texas	D7a-'17
99	Casey, Jurrell	DT	6-1	305	12/5/89	7	Southern California	Long Beach, Calif.	D3-'11
16	Cassel, Matt	QB	6-4	228	5/17/82	13	Southern California	Northridge, Calif.	UFA (DAL)-'16
78	Conklin, Jack	T	6-6	308	8/17/94	2	Michigan State	Plainwell, Mich.	D1-'16
37	Cyprien, Johnathan	S	6-0	223	7/29/90	5	Florida International	North Miami Beach, Fla.	UFA (JAX)-'17
84	Davis, Corey	WR	6-3	209	1/11/95	R	Western Michigan	Wheaton, Ill.	D1a-'17
87	Decker, Eric	WR	6-3	214	3/15/87	8	Minnesota	Cold Spring, Minn.	FA-'17
93	Dodd, Kevin	OLB	6-5	277	7/14/92	2	Clemson	Greenville, S.C.	D2a-'16
32	Fluellen, David	RB	5-11	224	1/28/92	1	Toledo	Lockport, N.Y.	FA-'15
45	Fowler, Jalston	FB	5-11	254	7/26/90	3	Alabama	Mobile, Ala.	D4b-'15
22	Henry, Derrick	RB	6-3	247	1/4/94	2	Alabama	Yulee, Fla.	D2c-'16
25	Jackson, Adoree'	CB	5-11	185	9/18/95	R	Southern California	East St. Louis, Ill.	D1b-'17
94	Johnson, Austin	DL	6-4	314	5/8/94	2	Penn State	Galloway, N.J.	D2b-'16
60	Jones, Ben	C	6-3	308	7/2/89	6	Georgia	Brent, Ala.	UFA (HOU)-'16
90	Jones, DaQuan	DL	6-4	322	12/27/91	4	Penn State	Johnson City, N.Y.	D4a-'14
71	Kelly, Dennis	G/T	6-8	321	1/16/90	6	Purdue	Chicago Heights, Ill.	T (PHI)-'16
6	Kern, Brett	P	6-2	214	2/17/86	10	Toledo	Grand Island, N.Y.	W (DEN)-'09
95	King, David	DE	6-4	281	12/27/89	2	Oklahoma	Houston, Texas	T (KC)-'17
64	Kline, Josh	G	6-3	300	12/29/89	5	Kent State	Mason, Ohio	W (NE)-'16
97	Klug, Karl	DL	6-3	278	3/31/88	7	Iowa	Caledonia, Minn.	D5-'11
61	Levin, Corey	G/C	6-4	307	8/12/94	R	Chattanooga	Dacula, Ga.	D6-'17
77	Lewan, Taylor	T	6-7	309	7/22/91	4	Michigan	Cave Creek, Ariz.	D1-'14
8	Mariota, Marcus	QB	6-4	222	10/30/93	3	Oregon	Honolulu, Hawaii	D1-'15
18	Matthews, Rishard	WR	6-0	217	10/12/89	6	Nevada	Santa Ana, Calif.	UFA (MIA)-'16
23	McCain, Brice	CB	5-9	190	12/10/86	9	Utah	Terrell, Texas	FA-'16
91	Morgan, Derrick	OLB	6-4	261	1/6/89	8	Georgia Tech	Coatesville, Pa.	D1-'10
29	Murray, DeMarco	RB	6-1	220	2/12/88	7	Oklahoma	Las Vegas, Nev.	T (PHI)-'16
98	Orakpo, Brian	OLB	6-4	257	7/31/86	9	Texas	Houston, Texas	UFA (WAS)-'15
50	Palmer, Nate	LB	6-2	248	9/23/89	5	Illinois State	Chicago, Ill.	W (GB)-'16
24	Reed, Kalan	CB	5-11	192	12/29/93	1	Southern Mississippi	Birmingham, Ala.	D7b-'16
35	Riley, Curtis	DB	6-0	190	7/18/92	3	Fresno State	Orlando, Fla.	FA-'15
26	Ryan, Logan	CB	5-11	195	2/9/91	5	Rutgers	Voorhees, N.J.	UFA (NE)-'17
62	Schwenke, Brian	C/G	6-3	318	3/22/91	5	California	Oceanside, Calif.	D4-'13
21	Searcy, Da'Norris	S	5-11	207	11/16/88	7	North Carolina	Decatur, Ga.	UFA (BUF)-'15
36	Sims, LeShaun	CB	6-0	203	9/18/93	2	Southern Utah	Las Vegas, Nev.	D5b-'16
81	Smith, Jonnu	TE	6-3	248	8/22/95	R	Florida International	Ocala, Fla.	D3b-'17
33	Smith, Tye	CB	6-0	195	5/3/93	2	Towson	Raleigh, N.C.	FA-'17
67	Spain, Quinton	G	6-4	330	8/7/91	3	West Virginia	Petersburg, Va.	FA-'15
4	Succop, Ryan	K	6-2	218	9/19/86	9	South Carolina	Hickory, N.C.	FA-'14
89	Supernaw, Phillip	TE	6-5	255	1/30/90	4	Ouachita Baptist	Katy, Texas	FA-'15
13	Taylor, Taywan	WR	5-11	203	3/2/95	R	Western Kentucky	Louisville, Ky.	D3a-'17
41	Trawick, Brynden	S	6-2	225	10/23/89	5	Troy	Marietta, Ga.	UFA (OAK)-'17
58	Walden, Erik	OLB	6-2	250	8/21/85	10	Middle Tennessee State	Dublin, Ga.	FA-'17
82	Walker, Delanie	TE	6-2	248	8/12/84	12	Central Missouri	Pomona, Calif.	UFA (SF)-'13
52	Wallace, Aaron	OLB	6-2	242	7/8/93	2	UCLA	San Diego, Calif.	D7a-'16
14	Weems, Eric	WR	5-9	195	7/4/85	10	Bethune-Cookman	Ormond Beach, Fla.	UFA (ATL)-'17
96	Williams, Sylvester	NT	6-2	313	11/21/88	5	North Carolina	Jefferson City, Mo.	UFA (DEN)-'17
54	Williamson, Avery	LB	6-1	246	3/9/92	4	Kentucky	Milan, Tenn.	D5-'14
59	Woodyard, Wesley	LB	6-0	233	7/21/86	10	Kentucky	LaGrange, Ga.	UFA (DEN)-'14

## PRACTICE SQUAD (9):

86	Cunningham, Jerome	TE	6-3	250	5/25/91	2	Southern Connecticut State	Waterbury, Conn.	W (NYJ)-'16
5	Ferguson, Tyler	QB	6-2	224	1/7/94	R	Western Kentucky	Bakersfield, Calif.	FA-'17
15	Jennings, Darius	WR	5-10	180	6/28/92	1	Virginia	Baltimore, Md.	FA-'17
42	Johnson, Denzel	S	6-0	198	9/16/94	R	Texas Christian	Columbia, S.C.	FA-'17
69	Marz, Tyler	T	6-7	316	9/9/92	1	Wisconsin	Springfield, Minn.	FA-'16
70o	Moore, Steven	T	6-6	303	9/28/93	R	California	Elk Grove, Calif.	FA-'17
28	Muhammad, Khalfani	RB	5-7	174	9/26/94	R	California	Inglewood, Calif.	D7c-'17
17	Pascal, Zach	WR	6-2	219	12/18/94	R	Old Dominion	Upper Marlboro, Md.	FA-'17
75	Woods, Antwaun	NT	6-1	318	1/3/93	1	Southern California	Los Angeles, Calif.	FA-'16

## RESERVE/INJURED (9):

46	Bacci, Joe	FB	6-1	245	4/25/94	R	Central Michigan	Romeo, Mich.	FA-'17
39	Boykins, Jeremy	CB	6-1	183	5/29/95	R	Central Florida	Jacksonville, Fla.	FA-'17
49	DiSalvo, Ryan	LS	6-4	240	1/20/94	1	San Jose State	Santa Cruz, Calif.	FA-'17
83	Douglas, Harry	WR	6-0	183	9/16/84	10	Louisville	Jonesboro, Ga.	FA-'15
38	Judd, Akeem	RB	5-10	225	12/11/92	R	Mississippi	Durham, N.C.	FA-'17
51	Ochi, Victor	OLB	6-1	242	10/2/93	1	Stony Brook	Harlem, N.Y.	FA-'17
19	Sharpe, Tajaé	WR	6-2	194	12/23/94	2	Massachusetts	Piscataway, N.J.	D5a-'16
69	Staten, Jimmy	DE	6-4	304	5/4/91	1	Middle Tennessee State	Waycross, Ga.	FA-'17
11	Tanney, Alex	QB	6-4	220	11/11/87	2	Monmouth (Ill.)	Lexington, Ill.	FA-'15

Active Roster Count: 53

As of Sept. 4, 2017

## HEAD COACH: MIKE MULARKEY

**ASSISTANT COACHES:** DICK LeBEAU (assistant head coach/defensive coordinator), TERRY ROBISKIE (offensive coordinator), CRAIG AUKERMAN (assistant special teams), BRANDON BLANEY (defensive assistant), SYLVESTER CROOM (running backs), NICK EASON (defensive line), RUSS GRIMM (offensive line), STEVE HOFFMAN (special teams), FRISMAN JACKSON (wide receivers), STEVE JACKSON (assistant secondary), TOM KANAVY (assistant to the strength and conditioning coach), JASON MICHAEL (quarterbacks), TAYLOR PORTER (strength and conditioning assistant), ARTHUR SMITH (tight ends), LOU SPANOS (linebackers), LUKE STECKEL (assistant wide receivers), MIKE SULLIVAN (assistant offensive line), DESHEA TOWNSEND (secondary), STEVE WATTERSON (assistant head coach/strength and conditioning), KEITH WILLIS (assistant defensive line)

# TENNESSEE TITANS NUMERICAL ROSTER

NO.	NAME	POS.	HT.	WT.	AGE	EXP.	COLLEGE	HOMETOWN	ACQUIRED
4	Ryan Succop	K	6-2	218	30	9	South Carolina	Hickory, N.C.	FA-'14
6	Brett Kern	P	6-2	214	31	10	Toledo	Grand Island, N.Y.	W (DEN)-'09
8	Marcus Mariota	QB	6-4	222	23	3	Oregon	Honolulu, Hawaii	D1-'15
13	Taywan Taylor	WR	5-11	203	22	R	Western Kentucky	Louisville, Ky.	D3a-'17
14	Eric Weems	WR	5-9	195	32	10	Bethune-Cookman	Ormond Beach, Fla.	UFA (ATL)-'17
16	Matt Cassel	QB	6-4	228	35	13	Southern California	Northridge, Calif.	UFA (DAL)-'16
18	Rishard Matthews	WR	6-0	217	27	6	Nevada	Santa Ana, Calif.	UFA (MIA)-'16
21	Da'Norris Searcy	S	5-11	207	28	7	North Carolina	Decatur, Ga.	UFA (BUF)-'15
22	Derrick Henry	RB	6-3	247	23	2	Alabama	Yulee, Fla.	D2c-'16
23	Brice McCain	CB	5-9	190	30	9	Utah	Terrell, Texas	FA-'16
24	Kalan Reed	CB	5-11	192	23	1	Southern Mississippi	Birmingham, Ala.	D7b-'16
25	Adoree' Jackson	CB	5-10	186	21	R	Southern California	East St. Louis, Ill.	D1b-'17
26	Logan Ryan	CB	5-11	195	26	5	Rutgers	Voorhees, N.J.	UFA (NE)-'17
29	DeMarco Murray	RB	6-1	220	29	7	Oklahoma	Las Vegas, Nev.	T (PHI)-'16
31	Kevin Byard	S	5-11	212	24	2	Middle Tennessee State	Lithonia, Ga.	D3-'16
32	David Fluellen	RB	5-11	224	25	1	Toledo	Lockport, N.Y.	FA-'15
33	Tye Smith	CB	6-0	195	24	2	Towson	Raleigh, N.C.	FA-'17
35	Curtis Riley	DB	6-0	190	25	3	Fresno State	Orlando, Fla.	FA-'15
36	LeShaun Sims	CB	6-0	203	23	2	Southern Utah	Las Vegas, Nev.	D5b-'16
37	Johnathan Cyprien	S	6-0	223	27	5	Florida International	North Miami Beach, Fla.	UFA (JAX)-'17
41	Brynden Trawick	S	6-2	225	27	5	Troy	Marietta, Ga.	UFA (OAK)-'17
44	Josh Carraway	OLB	6-3	242	23	R	Texas Christian	Flower Mound, Texas	D7a-'17
45	Jalston Fowler	FB	5-11	254	27	3	Alabama	Mobile, Ala.	D4b-'15
48	Beau Brinkley	LS	6-4	260	27	6	Missouri	Kearney, Mo.	FA-'12
50	Nate Palmer	LB	6-2	248	27	5	Illinois State	Chicago, Ill.	W (GB)-'16
52	Aaron Wallace	OLB	6-2	242	24	2	UCLA	San Diego, Calif.	D7a-'16
53	Daren Bates	LB	5-11	225	26	5	Auburn	Olive Branch, Miss.	UFA (OAK)-'17
54	Avery Williamson	LB	6-1	246	25	4	Kentucky	Milan, Tenn.	D5-'14
55	Jayon Brown	LB	6-0	226	22	R	UCLA	Long Beach, Calif.	D5-'17
58	Erik Walden	OLB	6-2	250	32	10	Middle Tennessee State	Dublin, Ga.	FA-'17
59	Wesley Woodyard	LB	6-0	233	31	10	Kentucky	LaGrange, Ga.	UFA (DEN)-'14
60	Ben Jones	C	6-3	308	28	6	Georgia	Brent, Ala.	UFA (HOU)-'16
61	Corey Levin	G/C	6-4	307	23	R	Chattanooga	Dacula, Ga.	D6-'17
62	Brian Schwenke	C/G	6-3	318	26	5	California	Oceanside, Calif.	D4-'13
64	Josh Kline	G	6-3	300	27	5	Kent State	Mason, Ohio	W (NE)-'16
67	Quinton Spain	G	6-4	330	26	3	West Virginia	Petersburg, Va.	FA-'15
71	Dennis Kelly	G/T	6-8	321	27	6	Purdue	Chicago Heights, Ill.	T (PHI)-'16
77	Taylor Lewan	T	6-7	309	26	4	Michigan	Cave Creek, Ariz.	D1-'14
78	Jack Conklin	T	6-6	308	23	2	Michigan State	Plainwell, Mich.	D1-'16
81	Jonnu Smith	TE	6-3	248	22	R	Florida International	Ocala, Fla.	D3b-'17
82	Delanie Walker	TE	6-2	248	33	12	Central Missouri	Pomona, Calif.	UFA (SF)-'13
84	Corey Davis	WR	6-3	209	22	R	Western Michigan	Wheaton, Ill.	D1a-'17
87	Eric Decker	WR	6-3	214	30	8	Minnesota	Cold Spring, Minn.	FA-'17
89	Phillip Supernaw	TE	6-5	255	27	4	Ouachita Baptist	Katy, Texas	FA-'15
90	DaQuan Jones	DL	6-4	322	25	4	Penn State	Johnson City, N.Y.	D4a-'14
91	Derrick Morgan	OLB	6-4	261	28	8	Georgia Tech	Coatesville, Pa.	D1-'10
93	Kevin Dodd	OLB	6-5	277	25	2	Clemson	Greenville, S.C.	D2a-'16
94	Austin Johnson	DL	6-4	314	23	2	Penn State	Galloway, N.J.	D2b-'16
95	David King	DE	6-4	281	27	2	Oklahoma	Houston, Texas	T (KC)-'17
96	Sylvester Williams	NT	6-2	313	28	5	North Carolina	Jefferson City, Mo.	UFA (DEN)-'17
97	Karl Klug	DL	6-3	278	29	7	Iowa	Caledonia, Minn.	D5-'11
98	Brian Orakpo	OLB	6-4	257	31	9	Texas	Houston, Texas	UFA (WAS)-'15
99	Jurrell Casey	DT	6-1	305	27	7	Southern California	Long Beach, Calif.	D3-'11

## PRACTICE SQUAD (9):

5	Tyler Ferguson	QB	6-2	224	23	R	Western Kentucky	Bakersfield, Calif.	FA-'17
15	Darius Jennings	WR	5-10	180	25	1	Virginia	Baltimore, Md.	FA-'17
17	Zach Pascal	WR	6-2	219	22	R	Old Dominion	Upper Marlboro, Md.	FA-'17
28	Khalifani Muhammad	RB	5-7	174	22	R	California	Inglewood, Calif.	D7c-'17
42	Denzel Johnson	S	6-0	198	22	R	Texas Christian	Columbia, S.C.	FA-'17
69	Tyler Marz	T	6-7	316	24	1	Wisconsin	Springfield, Minn.	FA-'16
70	Steven Moore	T	6-6	303	23	R	California	Elk Grove, Calif.	FA-'17
75	Antwaun Woods	NT	6-1	318	24	1	Southern California	Los Angeles, Calif.	FA-'16
86	Jerome Cunningham	TE	6-3	250	26	2	Southern Connecticut State	Waterbury, Conn.	W (NYJ)-'16

## RESERVE/INJURED (9):

11	Alex Tanney	QB	6-4	220	29	2	Monmouth (Ill.)	Lexington, Ill.	FA-'15
19	Tajae Sharpe	WR	6-2	194	22	2	Massachusetts	Piscataway, N.J.	D5a-'16
38	Akeem Judd	RB	5-10	225	24	R	Mississippi	Durham, N.C.	FA-'17
39	Jeremy Boykins	CB	6-1	183	22	R	Central Florida	Jacksonville, Fla.	FA-'17
46	Joe Bacci	FB	6-1	245	23	R	Central Michigan	Romeo, Mich.	FA-'17
49	Ryan DiSalvo	LS	6-4	240	23	1	San Jose State	Santa Cruz, Calif.	FA-'17
51	Victor Ochi	OLB	6-1	242	23	1	Stony Brook	Harlem, N.Y.	FA-'17
69	Jimmy Staten	DE	6-4	304	26	1	Middle Tennessee State	Waycross, Ga.	FA-'17
83	Harry Douglas	WR	6-0	183	32	10	Louisville	Jonesboro, Ga.	FA-'15

Active Roster Count: 53 As of Sept. 4, 2017

## HEAD COACH: MIKE MULARKEY

**ASSISTANT COACHES:** DICK LeBEAU (assistant head coach/defensive coordinator), TERRY ROBISKIE (offensive coordinator), CRAIG AUKERMAN (assistant special teams), BRANDON BLANEY (defensive assistant), SYLVESTER CROOM (running backs), NICK EASON (defensive line), RUSS GRIMM (offensive line), STEVE HOFFMAN (special teams), FRISMAN JACKSON (wide receivers), STEVE JACKSON (assistant secondary), TOM KANAVY (assistant to the strength and conditioning coach), JASON MICHAEL (quarterbacks), TAYLOR PORTER (strength and conditioning assistant), ARTHUR SMITH (tight ends), LOU SPANOS (linebackers), LUKE STECKEL (assistant wide receivers), MIKE SULLIVAN (assistant offensive line), DESHEA TOWNSEND (secondary), STEVE WATTERSON (assistant head coach/strength and conditioning), KEITH WILLIS (assistant defensive line)

**HOW ACQUIRED KEY:** FA (free agent), UFA (unrestricted free agent), RFA (restricted free agent), D (draft pick), W (waivers), T (trade)