



UNDER ARMOUR PERFORMANCE CENTER

1 WINNING DRIVE | OWINGS MILLS, MD 21117

SUPER BOWL XXXV CHAMPIONS (2000)

BALTIMORERAVENS.COM | TWITTER: @RAVENS


PH: 410-701-4000 | FX: 410-701-4100

SUPER BOWL XLVII CHAMPIONS (2012)



BALTIMORE (0-1) AT OAKLAND (0-1)

SUNDAY, SEPT. 20, 2015 • 4:05 P.M. ET • O.CO COLISEUM (56,063)



JUST THE FACTS

- The Baltimore Ravens (0-1) face the Oakland Raiders (0-1) on Sunday (Sept. 20) at the O.co Coliseum. Kickoff is set for 4:05 p.m. ET (1:05 p.m. PT) in a West Coast battle that marks the Ravens' second-straight road game to begin the 2015 NFL campaign.
- Leading up to this weekend's game, the Ravens will spend the entire week practicing at San Jose State University in California. Baltimore arrived in San Jose late Sunday night (Sept. 13) following the season opener at Denver. A majority of the team's operations (e.g. meeting/video rooms, medical training space and dining area) are stationed at a local hotel.
- In last Sunday's game at Denver, Baltimore fell, 19-13, to the Broncos in an exciting, defensive-heavy showdown that didn't contain an offensive TD. A late rally came up short when a **QB Joe Flacco** pass intended for **TE Crockett Gillmore** was picked off in the end zone with 36 seconds remaining. The defeat spoiled a stellar effort from Baltimore's defense, which hassled QB Peyton Manning all day and held Denver to 219 total yards of offense. Manning, who was sacked four times, threw for 175 yards and no TDs. He was also picked off by **CB Jimmy Smith**, who posted a 24-yard INT-TD that gave Baltimore a 10-9 third-quarter lead. Flacco, who was consistently pressured by Denver's "D," completed 18 of 32 passes for 117 yards and 2 INTs, one of which was returned 51 yards for a TD by CB Aqib Talib.
- The 2015 campaign marks head coach **John Harbaugh**'s eighth season in Baltimore, where the Ravens have produced an 82-46 overall record (72-41 regular season) under his guidance. Baltimore's 82 total victories since Harbaugh's 2008 arrival rank as the NFL's second most (NE has 92).
- Five of the Ravens' first seven games in 2015 are on the road. This seven-game stretch includes two back-to-back far-west trips and four battles vs. 2014 playoff teams. After Oakland, the Ravens return to Baltimore for their home opener against AFC North foe Cincinnati (Sept. 27). Baltimore then travels to rival Pittsburgh for a Thursday night special on Oct. 1.

MEDIA & PRACTICE SCHEDULE

(ALL TIMES ARE PACIFIC)

- Wed. Sept. 16** 10:45 a.m. John Harbaugh Podium Session at Hotel
1:45 p.m. Practice / Media Viewing at San Jose State
3 p.m. Player Availability at San Jose State
- Thur. Sept. 17** 1:45 p.m. Practice / Media Viewing at San Jose State
3 p.m. Three Coordinators at the Podium
& Player Availability at San Jose State
- Fri. Sept. 18** 12 p.m. Practice / Media Viewing at San Jose State
1:15 p.m. John Harbaugh & Player Availability at SJSU

WEDNESDAY CONFERENCE CALLS

Ravens: CB Jimmy Smith at 10:45 a.m. PT; John Harbaugh at 11 a.m. PT
Raiders: Jack Del Rio at 10:30 a.m. PT; Player TBD at 2:30 p.m. PT

CALLING THE ACTION

Television: CBS (WJZ Ch. 13 - Baltimore)
 - Spero Dedes (play-by-play) - Solomon Wilcotts (analyst)
 - Scott Kaplan (sideline)
 - Ryan Galvin (producer) - Andy Goldberg (director)

Local Radio: WBAL (1090 AM) & 98Rock (97.9 FM)
 - Gerry Sandusky (play-by-play) - Stan White & Qadry Ismail (analysts)

COACH HARBS SAYS

"We have one objective this week: find a way to beat the Raiders in Oakland this Sunday. Nothing else matters. This is our sole focus. We'll spend the week training at San Jose State, and we'll have a curfew. We did some studying about the benefits of staying out West instead of flying back and forth to Baltimore, and we believe this will benefit us. In speaking with the leaders on our team, they thought a curfew would help keep our focus. We'll stay out West again next month when we have back-to-back games at San Francisco and Arizona."

WHAT'S GOING ON?

- Baltimore's defensive unit was stout in Week 1 at Denver, holding the Broncos to 219 yards of offense and just 4 FGs. Denver's "O" only entered the red zone once, while QB Peyton Manning was sacked four times and picked off by **CB Jimmy Smith** on a 24-yard INT-TD return. Denver's 219 total yards are the fewest gained by a Manning-led Broncos' offense.
- The Ravens' defensive success in Week 1 picked up where the unit left off in 2014. Over the NFL's last five regular season weeks (dating back to Dec. 7, 2014), Baltimore's *defense* has...
 - ✓ Permitted a league-low 3 TDs (1 rushing and 2 receiving).
 - ✓ Posted an NFL-high 22 sacks.
 - ✓ Allowed just 257.6 yards per game, second fewest only to Seattle (239.4).
 - ✓ Permitted just 168.4 passing yards per game, second to only Indy (156.0).

Note: Baltimore's *team* has allowed 15.8 points per game since 12/7/14. That figure includes the INT-TD thrown by QB Joe Flacco at Denver.

NOTE THE QUOTE

MMQB.COM'S PETER KING ON THE RAVENS' ABILITY TO FOCUS ON AND PUSH FORWARD:



"They just keep on ticking. They have to replace guys all the time, but they've got the quarterback, they've got the coaching staff. And, I think they do a really, really good job of knowing what's important and keeping their eye on the prize of what's important."

INJURY REPORT

- Six-time Pro Bowler and 2011 NFL Defensive Player of the Year **OLB Terrell Suggs** tore his Achilles tendon in Week 1's game at Denver and will miss the remainder of the 2015 season. Starting **LT Eugene Monroe** (concussion) left the Broncos game in the first quarter and did not return.
- Starting **DT Timmy Jernigan** (knee), **CB Rashaan Melvin** (hamstring) and **RB Lorenzo Taliaferro** (knee) missed the game in Denver.
- Baltimore's 2015 first-round choice, **WR Breshad Perriman**, missed the Denver game and did not play during the preseason after sustaining a knee injury on the first day of training camp (July 30). **S Matt Elam**, the Ravens' 2013 first-round draft pick who has started 26 of 32 games, was placed on Injured Reserve after sustaining a torn biceps on Aug. 1. Baltimore's 2014 fourth-round pick **DE Brent Urban**, who also suffered a torn biceps (Aug. 6), is on Injured Reserve - Designated for Return. **TE Dennis Pitta** (hip) is on the Physically Unable to Perform (PUP) list.

TEAM INFORMATION

2015 SCHEDULE

Date	Opponent	Time/Result
Sun., Sept. 13	at Denver Broncos	L 13-19
Sun., Sept. 20	at Oakland Raiders	4:05 p.m.
Sun., Sept. 27	CINCINNATI BENGALS	1:00 p.m.
Thurs., Oct. 1	at Pittsburgh Steelers	8:25 p.m. (CBS/NFL)
Sun., Oct. 11*	CLEVELAND BROWNS	1:00 p.m.
Sun., Oct. 18*	at San Francisco 49ers	4:25 p.m.
Mon., Oct. 26	at Arizona Cardinals	8:30 p.m. (ESPN)
Sun., Nov. 1*	SAN DIEGO CHARGERS	1:00 p.m.
Sun., Nov. 8	BYE	
Sun., Nov. 15*	JACKSONVILLE JAGUARS	1:00 p.m.
Sun., Nov. 22*	ST. LOUIS RAMS	1:00 p.m.
Mon., Nov. 30	at Cleveland Browns	8:30 p.m. (ESPN)
Sun., Dec. 6*	at Miami Dolphins	1:00 p.m.
Sun., Dec. 13*	SEATTLE SEAHAWKS	8:30 p.m. (NBC)
Sun., Dec. 20*	KANSAS CITY CHIEFS	1:00 p.m.
Sun., Dec. 27*	PITTSBURGH STEELERS	8:30 p.m. (NBC)
Sun., Jan. 3*	at Cincinnati Bengals	1:00 p.m.

All Game Times Eastern * Flexible Scheduling Games

2015 ADDITIONS/DEPARTURES

Key Additions

2014 GP/GS

CB Kyle Arrington (NE) - FA (three-year contract) 14/4
 S Kendrick Lewis (Hou.) - FA (three-year contract) 16/16
 QB Matt Schaub (Oak.) - FA (one-year contract) 11/0

Key Free Agents Retained

RB Justin Forsett - UFA (three-year contract) 16/14
 S Will Hill III - RFA (two-year contract) 10/8
 K Justin Tucker - RFA (2nd-round tender) 16/0

Key Players Lost

TE Owen Daniels (Den.) - UFA 15/13
 WR/RS Jacoby Jones (SD) - released 16/0
 OLB Pernell McPhee (Chi.) - UFA 16/0
 DT Haloti Ngata (Det.) - traded 12/12
 WR Torrey Smith (SF) - UFA 16/16
 S Darian Stewart (Den.) - UFA 16/14

RETURNING STARTERS

- This season, the Ravens have returned 18 of 22 starters from the 2014 campaign (nine on offense and nine on defense).
- For the first time in team history, Baltimore returned all five starting offensive linemen: LT Eugene Monroe, LG Kelechi Osemele, C Jeremy Zuttah, four-time Pro Bowl RG Marshal Yanda and RT Rick Wagner.

SPOTLIGHT: JIMMY SMITH



Pos: CB **Ht:** 6-2 **Wt:** 206 **Exp. (NFL/Ravens):** 5/5
College: Colorado **Hometown:** Colton, CA

Following a season-ending foot injury in 2014, what are your personal goals in 2015? "My first goal is, obviously, to stay on the field, stay healthy. My second goal is to help the team get to the playoffs. The third goal would be to win the Super Bowl."

How are you hoping to build upon the success you've already had and reach those goals? "I just plan to continue to keep growing, doing what I've been doing. I'm trying to get better every day. As long as I feel [that] I'm trying to get better and trying to improve my game every day, I'll reach the level of success that I want."

Besides interceptions, what do you think defines a standout cornerback in the NFL? "Obviously, a cornerback that stands out in any level is someone who makes plays in cover, who can tackle, who can pretty much do it all. And, it helps sometimes when they're huge and can do it all. Those guys really stand out."

What former NFL receiver would you most like to match up against if you had the opportunity? "I would want to face Michael Irvin, just because of the physical style of play that he had. Also, Randy Moss, because he's probably – of all the receivers of all time – I think he's probably the freakiest, being 6-4, running a 4.2. He can jump over anybody. He was the real deal. I think he'd be a very, very tough matchup. There's nobody like that in the NFL now."

What is your favorite moment since becoming a Raven? "When we won the Super Bowl [in 2012]. That's the second-best feeling, behind having a baby. It's a great feeling. The Super Bowl party, the ring ceremony – there's no moment that can top winning the Super Bowl. I guess being drafted would be another favorite moment."

Your son was born prior to the 2014 season. What has been the best part about being a father? "Watching him grow and having something you can love so much more than yourself. It's a unique feeling; it's a different feeling. I guess it's what life is about – having a baby, having a family and getting to raise your family and being a part of that whole process. It's how I was raised in my household. For me, it's like I have my own now, and it's just the greatest ever."

What's the most difficult game you've played in? "I wouldn't say [it was] difficult, but I had a very bad outing my rookie season [2011] against the Chargers. They had 4 catches for 100-some yards and a TD on me. It was a very bad outing. I wasn't so damaged afterwards. I took it as a learning lesson. You're going to take your lumps in the NFL, so I watched the tape and got better."

NOTE OF THE WEEK

Ravens ILBs **C.J. Mosley** (a 2014 Pro Bowler as a rookie) and **Daryl Smith** (the 12-year veteran) team to form perhaps the NFL's top inside linebacker duo. Here are several key notes about the two:

NFL'S TOP INSIDE LBs DUO: MOSLEY AND SMITH

- ✓ In Week 1 at Denver last Sunday, Mosley continued to build off his rookie Pro Bowl season from 2014. Against the Broncos, he tallied 5 tackles (4 solo), a career-high 2 sacks and 1 PD.
- ✓ Smith also played a big role in Denver last Sunday, recording 6 tackles and 2 pass breakups. His 30 passes defended since 2013 rank as the NFL's most among all linebackers.
- ✓ In 2014, Mosley was the NFL's only player to post at least 125 tackles, 3 sacks and 2 INTs.
- ✓ Smith is one of three active players (Julius Peppers & Karlos Dansby) with at least 25 sacks & 10 INTs in a career.
- ✓ Smith is one of just two NFL players (Lavonte David) to post at least 250 tackles, 5 sacks, 4 INTs and 4 forced fumbles over the past three seasons (2013-15).
- ✓ In 2014, Mosley and Smith were two of only three NFL defenders (Luke Kuechly) to register at least 125 tackles, an INT, a sack, a fumble recovery & a forced fumble.

KEY MILESTONES THIS WEEK

2 – TD passes **QB Joe Flacco** needs to reach 150 for his career, adding to his Ravens franchise record.

2.5 – Sacks needed by **LB Daryl Smith** to reach 30 for his career. He would become the 28th player in NFL history with 30 sacks and 10 INTs in a career.

4 – Catches **WR Steve Smith Sr.** (917) needs to pass Torrey Holt (920) for 17th in all-time receptions.

108 – Receiving yards **Smith Sr.** (13,275) needs to pass Holt (13,382) for 13th on the NFL's all-time list.

QUOTH THE RAVENS

BALTIMORE FOOTBALL



Ravens' reactions to OLB Terrell Suggs' season-ending Achilles injury:

"It's a big loss, but there's another day. That's no excuse for our defense to slump down at all. The young guys have to step up, and we've got to get more guys to make more plays where he would have been. We wish him the best and a speedy recovery. It's just a freak thing. Things happen, and young guys have to step up." - **Pro Bowl ILB C.J. Mosley**

"[Defensive coordinator] Coach [Dean] Pees and the coaching staff have been trying to look at things that will put me on the field. Now with Terrell going down, I've got to step up my game all-around. It's not going to be easy to try and replace what Terrell brings to the team, but we've got to step up." - **OLB Courtney Upshaw**

"It's hard to replace 55; he's like the heart and soul of this defense and almost this football team. That's when guys have to step up, and we have to step up and rally around and behind them at this point." - **CB Kyle Arrington**

Former Eagles All-Pro RB/RS Brian Mitchell on head coach John Harbaugh, who coached Mitchell in Philadelphia:

"John is very good at game-planning. He's very good at making adjustments. You never had to worry about being prepared. But the biggest thing is his communication skills. He's able to get through to guys. He's able to connect with different personalities. It's the way he's able to relate to different types of cultures. A lot of coaches can't do that. But John comes from a really strong football family. You can tell where he gets a lot of that from."

Longtime NFL coach Al Saunders on head coach John Harbaugh:

"I've worked for Don Coryell. I've worked for Dick Vermeil. I worked for Joe Gibbs. I worked for Marty Schottenheimer. I've worked for John McKay, and I've worked for Johnny Majors in college. And all of those would be considered some of the finest coaches in the history of the game. I think John Harbaugh is one of those guys. I think he has the football acumen. His father was a coach, his brother is of course Jim, his brother-in-law [Tom Crean] is a head basketball coach in Indiana. He has a tremendous feel for players, he has a great way to motivate people. He's an intellectual guy, and he allows for personalities to express themselves. I think he has every quality to be a Hall of Fame head football coach in the National Football League."

Former NFL QB Scott Mitchell on offensive coordinator Marc Trestman's approach to coaching:

"Marc is a very cerebral guy. ... You look at him and say, 'This guy needs to be a professor or something like that.' From an appearance standpoint, he's not what you'd necessarily look at as a typical football guy. But his mind, his work ethic and his ability to work with people, he's incredible. I think Baltimore is going to get the best Marc Trestman."

General manager and executive vice president Ozzie Newsome on re-signing RB Justin Forsett this past offseason:

"Sometimes you have fortunate signings in this business, and Justin was one of those [in 2014, his first Pro Bowl campaign]. We were fortunate, because he became such a vital part of our on-field success and quickly became a steadying influence in the locker room at an uneasy time for us. He gave us more than we anticipated. From what we expected, he gave us unprecedented production. He fits well into what we do on offense, and he handles all parts of the job effectively, including blocking and receiving. Justin is a tremendous leader by example and willing to step up as both a leader and mentor. He is truly a success story, and we're happy he'll continue that with us."

NFL.com's Bucky Brooks on defensive coordinator Dean Pees:

"It's not easy living up to the lofty standard set by a series of great defensive coordinators in Baltimore, but Pees has continued to extend the Ravens' defensive dominance under his watch. The veteran play-caller has kept the Ravens playing at a high level despite inserting a number of young players into the lineup following Baltimore's Super Bowl triumph a few seasons ago. Utilizing an attack-style 3-4 scheme that sends pressure from every angle, Pees forces quarterbacks to make quick decisions under duress. Additionally, he clogs the running lanes with multiple bodies and dares runners to turn the corner against a fast defense. Although the blitz-heavy scheme exposes cornerbacks to countless one-on-one matchups, the fact that the Ravens finished in the Top 10 in total defense [in 2014], with a cast of former practice-squad members and late-season pickups occupying key spots, speaks volumes about Pees' coaching prowess."

Head coach John Harbaugh on CB Jimmy Smith:

"I'm a believer in Jimmy Smith. I believe Jimmy Smith is going to make history as a cornerback. I believed that from the day he got here. I've watched him progress. He's one of the most coachable, teachable, hard-working, smart, talented players you're going to find. And you're seeing the fruits of that labor."

Assistant general manager Eric DeCosta on how the Ravens' personnel department evaluates toughness:

"That's one of the tougher jobs our scouts have. Coach Harbaugh has a tough team – tough-minded, we handle adversity, we play physical on the field, and we're good in December and the playoffs. All that goes into it. You look for a lot of different things on tape. You look at guys who are playing just as hard in the fourth quarter of a blowout game as they would be in the first quarter of a tight game. You're looking for guys that tackle consistently on defense. You're looking for guys that play through pain, durable players that don't miss games because of injuries, that practice all the time even if they are banged up. Does he compete for the football? Does a smaller guy play big? Does a bigger guy play small? It's nuance, but you get a sense for a tough guy when you watch him on tape, when you talk to a guy, you talk to his coach, you talk to the trainers, strength coach, all the various people. Does he compete in everything? That's what you look for in a player."

RB Justin Forsett on four-time Pro Bowl G Marshal Yanda:

"He's a special player; he's a leader, a hard-working guy. He just goes about his business the way a pro is supposed to, and I'm fortunate enough to run behind him. I played behind a guy named Walter Jones, and [Jones'] work ethic was very similar to [Yanda's]."

2015 SEASON / OPPONENT INFO

2015 NFL RANKINGS

OFFENSE

Category	--Ravens--		--Raiders--	
	Stats	Rank	Stats	Rank
Total Offense	173.0	32	246.0	30
Rush Offense	173.0	25	63.0	30t
Pass Offense	100.0	32	183.0	23
Points Per Game	13.0	27t	13.0	27t
3rd-Down Off. %	15.4	31	25.0	25t
4th-Down Off. %	100.0	1t	66.7	7t
Red Zone Off. (TD%)	0.0	29t	100.0	1t

DEFENSE

Category	--Ravens--		--Raiders--	
	Stats	Rank	Stats	Rank
Total Defense	219.0	2	396.0	24t
Rush Defense	69.0	5t	127.0	25
Pass Defense	150.0	2	269.0	22
Points Per Game	19.0	10t	33.0	29t
3rd-Down Def. %	44.4	19t	30.8	11
4th-Down Def. %	n/a	1t	100.0	27t
Red Zone Def. (TD%)	0.0	1t	66.7	19t

TEAM

Category	--Ravens--		--Raiders--	
	Stats	Rank	Stats	Rank
Turnover Ratio	-1	20t	-2	26t
Penalties	3	2t	5	9t
Penalty Yards	15	1	32	10

2015 TALE OF THE TAPE

Category	Ravens	Raiders
Record	0-1	0-1
Current Streak	Lost 1	Lost 1
Points Scored	13	13
TDs Scored	1	2
Rushing TDs Scored	0	0
Passing TDs Scored	0	2
TDs on Returns	1	0
Points Against	19	33
TDs Allowed	1	4
Rushing TDs Allowed	0	2
Passing TDs Allowed	0	2
TDs Allowed by Return	1	0
Time of Possession Avg.	22:43	27:28
KOR Avg. For	10.0	23.0
KOR Avg. Against	n/a	7.0
PR Avg. For	16.0	9.0
PR Avg. Against	6.7	11.5
Sacks	4	0
Sacks Allowed	2	2
Interceptions	1	0
Interceptions Thrown	2	1

SEPTEMBER SUCCESS

Since **John Harbaugh's** 2008 Baltimore arrival, the Ravens are 17-8 in September, tying to post the NFL's best record in that month.

NFL'S BEST RECORDS IN SEPTEMBER / SINCE 2008

Rk.	Team	Record	Pct.
1.	Baltimore Ravens	17-8	.680
	Denver Broncos	17-8	.680
	New England Patriots	17-8	.680

AFC NORTH STANDINGS

Teams	W	L	T	Home	Road	Div.	Con.	PF	PA	Strk.
Cincinnati	1	0	0	0-0	1-0	0-0	1-0	33	13	Won 1
Baltimore	0	1	0	0-0	0-1	0-0	0-1	13	19	Lost 1
Pittsburgh	0	1	0	0-0	0-1	0-0	0-1	21	28	Lost 1
Cleveland	0	1	0	0-0	0-1	0-0	0-1	10	31	Lost 1

BAL./OAK. 2015 LEADERS

PASSING YARDS (TDS/INTS)

Joe Flacco	117 (0/2)	Matt McGloin	142 (2/1)
------------	-----------	--------------	-----------

RUSHING YARDS (YPC)

Justin Forsett	43 (3.1)	Latavius Murray	44 (4.0)
Javorius Allen	30 (3.3)	Derek Carr	8 (8.0)
n/a	n/a	Jamize Olawale	6 (6.0)

RECEIVING YARDS (CATCHES)

Marlon Brown	25 (2)	Amari Cooper	47 (5)
Crockett Gillmore	23 (2)	Michael Crabtree	37 (5)
Kyle Juszczyk	17 (4)	Latavius Murray	36 (7)

POINTS

Justin Tucker	7	Marcel Reece	12
Jimmy Smith	6	Sebastian Janikowski	1

INTERCEPTIONS (YARDS)

Jimmy Smith	1 (24t)	n/a	n/a
-------------	---------	-----	-----

SACKS (YARDS)

C.J. Mosley	2 (-8)	n/a	n/a
Albert McClellan	1 (-9)	n/a	n/a
Chris Canty	1 (-8)	n/a	n/a

TACKLES (SOLO)

Jimmy Smith	8 (8)	Larry Asante	8 (7)
Brandon Williams	7 (6)	Malcolm Smith	7 (6)
Daryl Smith	6 (2)	Charles Woodson	7 (5)

GROSS PUNTING (NET)

Sam Koch	51.7 (48.3)	Marquette King	43.3 (36.2)
----------	-------------	----------------	-------------

FIELD GOALS (PCT.)

Justin Tucker	2/2 (100.0)	Sebastian Janikowski	n/a
---------------	-------------	----------------------	-----

PUNT RETURN YARDS (AVG.)

Steve Smith Sr.	32 (16.0)	T.J. Carrie	27 (9.0)
-----------------	-----------	-------------	----------

SERIES HISTORY

- **Regular Season Series:** Ravens lead, 6-1.
- **In Oakland:** Ravens are 1-1 (2-1 including playoffs).
- **In Baltimore:** Ravens are 5-0.
- **Current Streak:** Ravens have won four-straight games.
- **Postseason:** The Ravens are 1-0, winning the 2000 AFC Title.

ALL-TIME RAVENS-RAIDERS RESULTS

Date	Location	Result	Attendance
09-01-96	Baltimore	Ravens, 19-14	64,124
11-08-98	Baltimore	Ravens, 13-10	69,037
01-14-01*	Oakland	Ravens, 16-3	62,784
12-14-03	Oakland	Raiders, 20-12	45,398
09-17-06	Baltimore	Ravens, 28-6	70,744
10-26-08	Baltimore	Ravens, 29-10	71,254
01-03-10	Oakland	Ravens, 21-13	38,400
11-11-12	Baltimore	Ravens, 55-20	71,339

* AFC Championship Game

LAST WEEK / OPPONENT INFO

LAST WEEK: DEN. 19, BAL. 13

Defense dominated for both teams in the Ravens' season-opening 19-13 loss at Denver at Sports Authority Field at Mile High. Limiting two of the NFL's premier quarterbacks, Baltimore's **Joe Flacco** and Denver's Peyton Manning, to a total of 292 passing yards and both offenses to just 392 yards, neither defense allowed a TD. The only TDs in the game were scored by cornerbacks, both in the third quarter. Ravens CB **Jimmy Smith** stole a Manning pass and raced 24 yards to the end zone to give Baltimore a 10-9 early third-quarter lead. Broncos CB Aqib Talib grabbed a Flacco throw and sprinted 51 yards for Denver's lone TD with just 10 seconds left in the period, giving the Broncos a 16-13 lead. After stopping the Ravens on the next series, the Broncos started on their 4-yard line. Denver used 12:05 of the final quarter on this drive that ended with a K Brandon McManus 33-yard field goal to give the home team the final 19-13 advantage. The 17-play series featured 11 runs. With 2:55 left in the game, the Ravens started their final possession on their 20-yard line. Flacco directed his teammates to the Broncos' 16 with a 15-play effort. Flacco's final pass, which was first grabbed by **TE Crockett Gillmore** in the end zone, was intercepted by S Darian Stewart while both players were in the air. (Stewart was a starting safety for Baltimore during the 2014 season.) The first half featured 4 FGs, three by McManus, including 57- and 56-yard first-quarter boots to give the hosts a 6-0 lead. **K Justin Tucker** made the score 6-3 before McManus closed the first half with a 43-yarder and a 9-3 lead. Baltimore managed 38 yards before intermission, while Denver produced 114. For the game, Flacco completed 18 of 32 passes for 117 yards, with **RB Justin Forsett** and **FB Kyle Juszczyk** catching 4 passes each for 13 and 17 yards, respectively. Forsett managed 43 yards on 14 runs. Manning, who was sacked four times (twice by **ILB C.J. Mosley**), was 24-of-40 for 175 yards. WRs Emmanuel Sanders and Demaryius Thomas combined for 15 receptions, with Sanders catching 8 for 65 yards. The Ravens' six-time Pro Bowl **OLB Terrell Suggs** left the game in the final quarter with a season-ending Achilles injury.

STANDOUTS VS. OAKLAND

OLB ELVIS DUMERVIL

G	TT	Solo	AS	INT	TD	FF	FR	Sk-Yds	PD
12	23	17	6	0-0	0	1	1	9-60.5	2

- Dumervil has five multi-sack games against the Raiders, all while playing for Denver. Three times he has recorded at least 2 sacks in a game vs. Oakland.

- Doom's 9 sacks are the second most (10, Cleveland) he has vs. one team during his career.

QB JOE FLACCO

Record	Att.	Cmp.	Pct.	Yds	TDs	INT	Rate
3-0	76	44	57.9	583	4	1	94.4

- In the Ravens' last meeting vs. Oakland (11/11/12), Flacco was 21-of-33 for 341 yards, 3 TDs and 1 INT in Baltimore's 55-20 victory. The 55 points are the most in Ravens single-game history.

- As a rookie in 2008, Flacco was 12-of-24 for 140 yards and 1 TD in the Ravens' 29-10 win over Oakland. That day, he also rushed for 23 yards and 1 TD and reeled in a 43-yard pass from QB Troy Smith.

P SAM KOCH

G	Punts	Yards	Gross	LG	In20	Ret.	Net
4	22	967	44.0	60	8	12	40.7

- Koch ran for a 7-yard TD on a fake FGA in the Ravens' 55-20 victory over Oakland on 11/11/12.

KEY CONNECTIONS

PRO CONNECTIONS

- Raiders head coach **Jack Del Rio** led the Ravens' LBs from 1999-2001, while assistant defensive backs coach **Rod Woodson** played four seasons (1998-2001) in Charm City. Baltimore's record-setting defense helped the Ravens capture the Super Bowl XXXV title in 2000.

- Ravens offensive coordinator **Marc Trestman** served as a senior assistant (2001) and offensive coordinator/quarterbacks coach (2002-03) in Oakland. The 2002 Raiders represented the AFC in Super Bowl XXXVII, after leading the NFL with 389.8 yards per game and ranking second with 28.1 points per game.

- Ravens inside linebackers coach **Don Martindale** worked with Oakland's LBs from 2004-08. The 2006 Raiders' defense allowed just 284.8 yards per game, ranking third in the NFL.

- Ravens **DT Christo Bilukidi** (2012-13) and **QB Matt Schaub** (2014) played for the Raiders before joining Baltimore.

- The late **Al Davis**, former Raiders owner and GM, worked as a scout for the Baltimore Colts in 1954.

- Raiders head coach **Jack Del Rio**'s staff in Jacksonville included Ravens LBs coach **Ted Monachino** (2006-09) and strength and conditioning coach **Bob Rogucki** (2004).

COLLEGE CONNECTIONS

- Ravens **ILB C.J. Mosley** (2010-13) and **OLB Courtney Upshaw** (2008-11) played for Alabama, while Raiders linebackers coach **Sal Sunseri** served as the assistant head coach/LBs coach (2009-11).

- Ravens **S Terrence Brooks** (2010-13) and **DT Timmy Jernigan** (2011-13) and Raiders **DE Mario Edwards Jr.** (2012-14) attended Florida State, while Raiders LBs coach **Sal Sunseri** served as the Seminoles' defensive ends coach (2013).

- Ravens senior offensive assistant **Craig Ver Steeg** was a graduate assistant at USC for two seasons (1984-85) at the same time Raiders head coach **Jack Del Rio** (1981-84) and defensive assistant **Sam Anno** (1983-86) played linebacker for the Trojans. During the 1984 season, USC won the Rose Bowl, defeating Ohio State 20-17.

- During the 2009 season, Ravens assistant offensive line coach **Todd Washington** was the offensive coordinator for the University of San Diego, while Raiders defensive assistant **Sam Anno** was the assistant head coach and linebackers/special teams coach.

- Ravens **G/C John Urschel** (2009-12) and Raiders **QB Matt McGloin** (2008-12) were teammates at Penn State. In 2012, Urschel started all 12 games at RG as a senior, helping McGloin achieve career highs in completions (270), attempts (446), yards (3,271) and TDs (24).

- Ravens **RB Justin Forsett** (2004-07) and Raiders **OLB Lorenzo Alexander** (2001-04) were teammates for one season (2004) at California. Forsett ran for 3,220 yards and 26 TDs during his Golden Bears career, including 1,546 yards and 15 scores as a senior in 2007.

- Ravens **WR Kamar Aiken** (2007-10) and **WR Breshad Perriman** (2012-14) and Raiders **RB Latavius Murray** (2008-12) attended Central Florida. In 2012, Perriman and Murray were part of a Black Knights squad that earned a Conference USA East Division Co-Championship and achieved a 9-4 regular season record.

- Raiders **LS Jon Condo** played at the University of Maryland from 2000-03, when he was a long snapper and reserve at defensive end.

HOMETOWN/HIGH SCHOOL CONNECTIONS

- Several Ravens hail from California: **CB Jimmy Smith** (Colton), **WR Steve Smith Sr.** (Los Angeles), **TE Dennis Pitta** (Moorpark) and senior offensive assistant **Craig Ver Steeg** (Redondo Beach).

- Ravens QBs coach **Marty Mornhinweg** prepped at Oak Grove (San Jose, CA) HS, where he earned Northern California High School Player of the Year honors as a senior playing quarterback. Mornhinweg was later inducted into the Oak Grove Hall of Fame for his accomplishments.

LAST GAME VS. OAKLAND

2012 SEASON: RAVENS 55, RAIDERS 20

Ravens 55, Raiders 20 • Nov. 11, 2012 • Baltimore, MD

Scoring the most points in franchise history, the Ravens topped the visiting Raiders, 55-20, at M&T Bank Stadium. **QB Joe Flacco** threw 3 TD passes and ran for a fourth, while Baltimore's special teams provided 2 TDs. The Ravens took a 10-0, first-quarter lead on a 48-yard **K Justin Tucker** field goal and Flacco's 1-yard TD dive. After an Oakland FG (**K Sebastian Janikowski**, 32 yards), the Ravens extended the lead to 20-3 on a Flacco-to-**TE Dennis Pitta** 5-yard TD toss and another Tucker FG (34 yards). Oakland fought back, cutting the lead to 10 (20-10) on a QB Carson Palmer-to-WR Darrius Heyward-Bey 55-yard TD throw with 1:37 left in the second quarter. But, the Ravens roared back with a quick 7-play, 80-yard TD drive that ended with a 7-yard RB Ray Rice score that gave the home team a 27-10 halftime lead. The Ravens scored again on the opening series of the second half when WR Torrey Smith grabbed a 47-yard TD strike from Flacco to make the score 34-10. After the Raiders scored on a Palmer-to-WR Denarius Moore 30-yard pass, Flacco hit Smith again with a TD throw (20 yards). After **P Sam Koch** scored from 7 yards on a fake FG, the Ravens enjoyed a 48-17, third-quarter advantage. Janikowski added a 47-yard FG, and Baltimore's WR/RS Jacoby Jones returned a kickoff 105 yards for the game's final tally. Flacco completed 21 of 33 for 341 yards with 3 TDs and 1 INT for a 115.8 QB rating. Palmer, who was sacked 3 times and had 6 passes tipped near or at the line of scrimmage, was 29-of-45 for 368 yards (95.4 rating). OLB Paul Kruger intercepted Palmer and sacked him twice.

OAKLAND RAIDERS (Head Coach: Dennis Allen)

OFFENSE			DEFENSE		
WR	17	D. Moore	LE	99	L. Houston
LT	68	J. Veldheer	DT	90	D. Bryant
LG	66	C. Carlisle	NT	93	T. Kelly
C	61	S. Wisniewski	RE	77	M. Shaughnessy
RG	65	M. Brisiel	WLB	56	M. Burris
RT	79	W. Smith	MLB	55	R. McClain
TE	83	B. Myers	SLB	52	P. Wheeler
WR	85	D. Heyward-Bey	RCB	21	R. Bartell
QB	3	C. Palmer	FS	27	M. Giordano
RB	45	M. Reece	SS	33	T. Branch
FB	44	O. Schmitt	LCB	24	M. Huff

BALTIMORE RAVENS (Head Coach: John Harbaugh)

OFFENSE			DEFENSE		
WR	82	T. Smith	DT	93	D. Tyson
WR	81	A. Boldin	NT	96	M. Kemoeatu
LT	74	M. Oher	DE	97	A. Jones
LG	63	B. Williams	RUSH	55	T. Suggs
C	77	M. Birk	WILL	59	D. Ellerbe
RG	73	M. Yanda	MIKE	53	J. McClain
RT	72	K. Osemele	SAM	50	A. McClellan
TE	84	E. Dickson	LCB	24	C. Graham
QB	5	J. Flacco	SS	31	B. Pollard
FB	44	V. Leach	FS	20	E. Reed
RB	27	R. Rice	RCB	29	C. Williams

GAME SUMMARY

	1	2	3	4	OT	TOTAL	FIELD GOALS (MADE) & MISSED	
OAKLAND	0	10	7	3	-	20	S. Janikowski (32, 47)	
BALTIMORE	10	17	21	7	-	55	J. Tucker (48, 34)	

TEAM	QTR	TIME	PLAY DESCRIPTION (extra point)	DRIVE	SCORE
Ravens	1	8:49	J. Tucker 48 yd. Field Goal	7-22, 3:04	3-0
Ravens	1	3:15	J. Flacco 1 yd. run (J. Tucker kick)	8-63, 3:56	10-0
Raiders	2	10:02	S. Janikowski 32 yd. Field Goal	6-16, 2:25	10-3
Ravens	2	7:49	D. Pitta 5 yd. pass from J. Flacco (J. Tucker kick)	6-80, 2:13	17-3
Ravens	2	3:16	J. Tucker 34 yd. Field Goal	6-16, 2:52	20-3
Raiders	2	1:37	D. Heyward-Bey 55 yd. pass from C. Palmer (S. Janikowski kick)	7-80, 1:39	20-10
Ravens	2	0:24	R. Rice 7 yd. run (J. Tucker kick)	7-80, 1:13	27-10
Ravens	3	13:42	T. Smith 47 yd. pass from J. Flacco (J. Tucker kick)	3-70, 1:18	34-10
Raiders	3	10:31	D. Moore 30 yd. pass from C. Palmer (S. Janikowski)	7-80, 3:11	34-17
Ravens	3	9:20	T. Smith 20 yd. pass from J. Flacco (J. Tucker kick)	1-20, 0:07	41-17
Ravens	3	5:40	S. Koch 7 yd. run (J. Tucker kick)	9-74, 3:04	48-17
Raiders	4	12:47	S. Janikowski 47 yd. Field Goal	10-61, 4:46	48-20
Ravens	4	12:34	J. Jones 105 yd. kickoff return (J. Tucker kick)	0-0, 0:13	55-20

OFFICIALS – Referee: Ron Winter (14), Umpire: Carl Paganelli (124), Head Linesman: Jim Howey (37), Line Judge: Gary Arthur (108), Side Judge: Tom Hill (97), Field Judge: Scott Steenson (88), Back Judge: Greg Steed (83)

TEAM STATISTICS

	RAIDERS	RAVENS
First Downs	19 (4-15-0)	22 (4-15-3)
Third Downs	8-18 (44%)	5-12 (42%)
Fourth Downs	0-2 (0%)	1-1 (100%)
Total Net Yards	422	419
Plays – Average	73-5.8	62-6.8
Net Yds Rushing	72	78
Rushes – Average	24-3.0	28-2.8
Net Yards Passing	350	341
Att. – Yds Lost – Gross Pass.	3-18-368	0-0-341
Passes Att. – Comp. – INT	46-29-1	34-21-1
Red Zone	0-3 (0%)	4-5 (80%)
Goal-to-Go	0-1 (0%)	3-3 (100%)
Punts – Avg.	5-54.8	4-52.5
Penalties – Yards	10-105	4-41
Fumbles – Lost	2-2	0-0
Time of Possession	33:22	26:38

INDIVIDUAL STATISTICS

RAIDERS											RAVENS										
RUSHING						RUSHING						RUSHING									
M. Reece	13	48	3.7	9	0	R. Rice	13	35	2.7	7	1	R. Rice	13	35	2.7	7	1				
J. Stewart	7	22	3.1	6	0	B. Pierce	10	23	2.3	12	0	B. Pierce	10	23	2.3	12	0				
T. Jones	2	6	3.0	3	0	S. Koch	1	7	7.0	7	1	S. Koch	1	7	7.0	7	1				
C. Palmer	1	0	0.0	0	0	V. Leach	2	6	3.0	4	0	V. Leach	2	6	3.0	4	0				
D. Heyward-Bey	1	-4	-4.0	-4	0	J. Jones	1	6	6.0	6	0	J. Jones	1	6	6.0	6	0				
						J. Flacco	1	1	1.0	1	1	J. Flacco	1	1	1.0	1	1				
Total	24	72	3.0	9	0	Total	28	78	2.8	12	3	Total	28	78	2.8	12	3				
PASSING						PASSING						PASSING									
C. Palmer	45	29	368	3/18	2 55	1 95.4	J. Flacco	33	21	341	0/0	3 47	1 115.8	J. Flacco	33	21	341	0/0	3 47	1 115.8	
M. Leinart	1	0	0	0/0	0 0	0 39.6	T. Taylor	1	0	0	0/0	0 0	0 39.6	T. Taylor	1	0	0	0/0	0 0	0 39.6	
Total	46	29	368	3/18	2 55	1 93.4	Total	34	21	341	0/0	3 47	1 112.5	Total	34	21	341	0/0	3 47	1 112.5	
RECEIVING						RECEIVING						RECEIVING									
M. Reece	7	56	8.0	24	0	D. Pitta	5	67	13.4	26	1	D. Pitta	5	67	13.4	26	1				
D. Heyward-Bey	5	82	16.4	55	1	A. Boldin	4	38	9.5	19	0	A. Boldin	4	38	9.5	19	0				
B. Myers	5	57	11.4	21	0	R. Rice	4	33	8.3	17	0	R. Rice	4	33	8.3	17	0				
D. Moore	4	90	22.5	38	1	T. Smith	2	67	33.5	47	2	T. Smith	2	67	33.5	47	2				
J. Criner	2	26	13.0	13	0	E. Dickson	2	59	29.5	40	0	E. Dickson	2	59	29.5	40	0				
D. Hagan	2	24	12.0	14	0	J. Jones	2	54	27.0	47	0	J. Jones	2	54	27.0	47	0				
D. Ausberry	2	15	7.5	20	0	T. Doss	1	26	26.0	26	0	T. Doss	1	26	26.0	26	0				
R. Streater	1	11	11.0	11	0	V. Leach	1	-3	-3.0	-3	0	V. Leach	1	-3	-3.0	-3	0				
T. Jones	1	7	7.0	7	0																
Total	29	368	12.7	55	2	Total	21	341	16.2	47	3	Total	21	341	16.2	47	3				
INTERCEPTIONS						INTERCEPTIONS						INTERCEPTIONS									
M. Huff	1	0	0.0	0	0	P. Kruger	1	0	0.0	0	0	P. Kruger	1	0	0.0	0	0				
Total	1	0	0.0	0	0	Total	1	0	0.0	0	0	Total	1	0	0.0	0	0				
SACKS						SACKS						SACKS									
None						P. Kruger 2-11; B. Pollard 1-7						P. Kruger 2-11; B. Pollard 1-7									

2014 SEASON HIGHLIGHTS

"D" STOUT AGAIN

The Ravens allowed 18.9 points per game, ranking as the NFL's sixth-best average. Baltimore allowed just 30 TDs, the league's fourth fewest. The 2014 campaign marked the 12th season the Ravens have finished among the NFL's Top 10 scoring defenses during their 19-year existence.

FEWEST POINTS PER GAME ALLOWED (2014 Season)

Rk.	Team	Points	Points/Game
1.	Seattle Seahawks	254	15.9
2.	Kansas City Chiefs	281	17.6
3.	Detroit Lions	282	17.6
4.	Buffalo Bills	289	18.1
5.	Arizona Cardinals	299	18.7
6.	Baltimore Ravens	302	18.9

RAVENS THRIVE IN THE RED

The Ravens' "D" was stout in the red zone in 2014, with Baltimore's unit permitting a 42.6% TD efficiency mark, ranking as the NFL's second-best figure. Baltimore is the only NFL team to rank in the Top 7 in red zone defense in each of the past 11 full seasons.

RED ZONE DEFENSE / OPP. TD PERCENTAGE (2014 Season)

Rk.	Team	RZ Drives	RZ TDs	RZ TD Pct.
1.	Kansas City Chiefs	54	21	38.9
2.	Baltimore Ravens	54	23	42.6
3.	Arizona Cardinals	41	18	43.9
4.	St. Louis Rams	39	18	46.2
5.	Cleveland Browns	54	25	46.3

STOP THE RUN

Baltimore's run "D" was strong in 2014, with the Ravens allowing the NFL's fourth-fewest ground yards per game (88.3). For the 19th-straight season, Baltimore permitted less than 4.0 yards per carry (3.6), the NFL's longest active streak.

RUSHING YARDS ALLOWED PER GAME (2014 Season)

Rk.	Team	Att.	Yds.	TD	YPG
1.	Detroit Lions	350	1,109	8	69.3
2.	Denver Broncos	349	1,276	9	79.8
3.	Seattle Seahawks	380	1,304	8	81.5
4.	Baltimore Ravens	390	1,412	8	88.3
5.	New York Jets	393	1,489	10	93.1

Rush "D" Quick Hits:

- The Ravens' 3.6 yards allowed per carry ranked third in the NFL in 2014.
- Baltimore has not allowed a 100-yard rusher in 27-straight games (29 including playoffs), the NFL's longest active streak.

PRO BOWL RAVENS

Five Baltimore Ravens were selected to the Pro Bowl in 2014. **OLB Elvis Dumervil** (fourth), **RB Justin Forsett** (first & originally a first alternate who replaced Arian Foster), **LB C.J. Mosley** (first, the only Ravens rookie to ever earn a Pro Bowl) and **G Marshal Yanda** (fourth) were tabbed to play in the NFL's All-Star game. Four Ravens were named first alternates: **RS Jacoby Jones**, **FB Kyle Juszczyk**, **P Sam Koch** and **OLB Terrell Suggs**.

BRINGING THE HEAT

The Ravens' defense racked up 49 sacks in 2014, producing the NFL's second-most QB drops (tied with Philadelphia). The 49 also tie (1999) for the second most in Ravens single-season history.

NFL SACKS LEADERS (2014 Season)

1.	Buffalo.....	54
2.	Baltimore	49
	Philadelphia.....	49

RAVENS SACKS (Single-Season Records)

1.	2006.....	60
2.	2014	49
	1999.....	49

PRIME PASS RUSH

OLB Elvis Dumervil (17) and **OLB Terrell Suggs** (12) combined to produce the most sacks (29) among any NFL duo in 2014. Dumervil's franchise-record 17 ranked as the league's third most, while Suggs' tally tied for the league's ninth-best mark.

NFL SACKS LEADERS / 2014 SEASON

Rk.	Player	Sacks	Yards
1.	Justin Houston	22.0	99.0
2.	J.J. Watt	20.5	140.0
3.	Elvis Dumervil	17.0	127.5
4.	Connor Barwin	14.5	104.0
	Mario Williams	14.5	74.5
6.	Von Miller	14.0	82.5
7.	Ryan Kerrigan	13.5	89.5
8.	Jason Pierre-Paul	12.5	88.5
9.	Terrell Suggs	12.0	87.0
	Everson Griffen	12.0	43.0

NFL'S TOP SACK DUOS / 2014 SEASON

Rk.	Team	Player (Sacks)	Player (Sacks)	Cmb. Sacks
1.	Bal.	Elvis Dumervil (17)	Terrell Suggs (12)	29.0
2.	Buf.	Mario Williams (14.5)	Marcell Dareus (10)	24.5
3.	Den.	Von Miller (14)	DeMarcus Ware (10)	24.0

DYNAMIC DUO

OLB Elvis Dumervil tied (2010) a career high with 17 sacks and also established a new Ravens' single-season record. **OLB Terrell Suggs'** 12 QB drops tied the second most of his career (2003), falling shy of the 14 from his 2011 Defensive Player of the Year campaign.

RAVENS SACKS LEADERS (Single-Season Records)

1.	Elvis Dumervil (2014)	17
2.	Peter Boulware (2001)	15
3.	Michael McCrary (1998)	14.5
4.	Terrell Suggs (2011)	14
5.	Trevor Pryce (2006)	13
6.	Terrell Suggs (2014, 2003)	12

RAVENS SACK YARDS (Single-Season Records)

1.	Elvis Dumervil (2014)	127.5
2.	Michael McCrary (1998)	120.5
3.	Trevor Pryce (2006)	113.5
4.	Terrell Suggs (2003)	97
5.	Terrell Suggs (2011)	91
6.	Terrell Suggs (2014)	87

SIX OF SEVEN CREW

Baltimore is one of four teams to earn a playoff berth in six of the past seven seasons. In each of these postseason appearances, the Ravens have won at least one playoff game, advancing to at least the Divisional Round each time. Of those four teams, Bal. (2012), GB (2010) and NE (2014) have won Super Bowls during this stretch.

MOST NFL PLAYOFF BERTHS / PAST SEVEN SEASONS

Berths	Team	Seasons
6	Baltimore Ravens	2008-12, 2014
6	Green Bay Packers	2009-14
6	Indianapolis Colts	2008-10, 2012-14
6	New England Patriots	2009-14



2014 SEASON HIGHLIGHTS

PILING UP THE POINTS

The Ravens' 25.6 points per game ranked as the NFL's eighth-best average and set a new team record. The No. 8 ranking is the highest Baltimore has finished a season since 2003 (also eighth).

POINTS PER GAME SCORED (2014 Season)

Rk.	Team	Points	Points/Game
1.	Green Bay Packers	486	30.4
2.	Denver Broncos	482	30.1
3.	Philadelphia Eagles	474	29.6
4.	New England Patriots	468	29.3
5.	Dallas Cowboys	467	29.2
6.	Indianapolis Colts	458	28.6
7.	Pittsburgh Steelers	436	27.3
8.	Baltimore Ravens	409	25.6

RECORD-SETTING "O"

In 2014, the Ravens recorded the most points (409) and total yards (5,838) in single-season team history. The previous bests were 398 points (2012) and 5,723 yards (1996).

RAVENS OFFENSIVE OUTPUT (Single-Season History)

TOTAL POINTS		TOTAL NET YARDS	
Year	Points	Year	Yards
2014	409	2014	5,838
2012	398	1996	5,723
2009	391	2012	5,640
2003	391	2009	5,619
2008	385	2011	5,419

BIG-TIME PUNTER

P Sam Koch had a monster season, producing the NFL's No. 3 gross average (47.4) and the No. 1 net average (43.3). Both marks are career highs and Ravens single-season records. Additionally, Koch's 43.3 net average ranks as the fourth-best figure in NFL history.

GROSS PUNTING AVERAGE (2014 Season)

Rk.	Team	Gross Avg.
1.	Tress Way	47.5
	Bryan Anger	47.5
3.	Sam Koch	47.4
4.	Kevin Huber	46.8
	Brett Kern	46.8

NET PUNTING AVERAGE (2014 Season)

Rk.	Player	Net Avg.
1.	Sam Koch	43.3*
2.	Thomas Morstead	42.9
3.	Pat McAfee	42.8
4.	Johnny Hekker	42.3
5.	Kevin Huber	42.1

* fourth-best NFL single-season mark

RAMPED UP RETURN

Led by RS Jacoby Jones, the Ravens owned the NFL's best kickoff return average (28.3). (Jones' 30.6 mark stood No. 2 in the league.) Impressively, Baltimore has ranked in the NFL's Top 5 in KOR average four times over the past seven seasons, all with special teams coordinator/associate head coach **Jerry Rosburg** guiding the unit.

KICKOFF RETURN AVERAGE LEADERS (2014 Season)

1.	Baltimore Ravens	28.3
2.	Kansas City Chiefs	28.0
	Indianapolis Colts	28.0
4.	Cincinnati Bengals	27.6
5.	Philadelphia Eagles	27.3

RAVENS RUN WILD

Led by **RB Justin Forsett**, whose career-high 1,266 rushing yards ranked fifth in the NFL, Baltimore produced 126.2 ground yards per game (eighth most in 2014). The Ravens tallied an NFL-high 24 runs of 20+ yards (led by Forsett's league-best 17) and gained 113 rushing first downs (the NFL's fourth most).

RUNS OF 20+ YARDS (2014 Season)

Rk.	Team	20+ Runs
1.	Baltimore	24
2.	Dallas	19
3.	Seattle	17
4.	Jacksonville	15
5.	Cincinnati/San Fran.	14

MOST RUSHING YARDS (2014 Season)

Rk.	Player	Rush Yards
1.	DeMarco Murray	1,845
2.	Le'Veon Bell	1,361
3.	LeSean McCoy	1,319
4.	Marshawn Lynch	1,306
5.	Justin Forsett	1,266

Rushing Quick Hits:

- Forsett's 5.4 rushing average ranked No. 1 among all NFL RBs.
- Forsett's 17 runs of 20+ yards were a league high and set a Ravens' single-season franchise record, besting Jamal Lewis' 16 from his 2003 Offensive Player of the Year campaign.
- Forsett was the NFL's only RB to rush for at least 1,200 yards and average 5.0 yards per carry.

FLACCO'S FINE YEAR

QB Joe Flacco set career highs in yards (3,986) and TD passes (27). His previous bests were 3,912 yards (2013) and 25 TDs (2010). Flacco's 3,986 yards in 2014 rank as the second most in Ravens single-season history (4,177 by Vinny Testaverde in 1996).

RAVENS SINGLE-SEASON PASSING YARDS

Rk.	Player (Year)	Cmp-Att	Pct.	Yards	TD	INT	Rate
1.	V. Testaverde ('96)	325-549	59.2	4,177	33	19	88.7
2.	Joe Flacco ('14)	344-554	62.1	3,986	27	12	91.0
3.	Joe Flacco ('13)	362-614	59.0	3,912	19	22	73.1

Flacco Quick Hits:

- Flacco's 91.0 rating was the second best of his career (2010 – 93.6).
- Flacco had five 300-yard passing games in 2014, tying (2012) for the most in his career.

2014 NUMBERS TO RAVE ABOUT

19

Sacks the Ravens allowed, ranking as the NFL's second fewest. (Denver allowed 17.)

+30

Sack differential by Baltimore, ranking as the NFL's No. 1 figure. The Ravens racked up 49 sacks and allowed just 19. (Denver was second with a +24 clip.)

+107

Points differential by Baltimore, ranking as the NFL's sixth-best mark. The Ravens outscored foes 409 to 302.

1,065

Receiving yards (on 79 catches) by **WR Steve Smith Sr.**, who reached the 1,000 milestone for the eighth time in his career. It also marked the 11th 1,000-yard receiving season by a Raven. At age 35, Smith Sr. tied Reggie Wayne (FA) for the most 1K receiving yard campaigns among active players.

RAVENS WINNING WAYS

SUPER BOWL SEASONS



**LB Ray Lewis - 2000
Super Bowl XXXV MVP**

In a magnificent effort showcasing thrilling performances by their defense, offense and special teams units, the Baltimore Ravens won Super Bowl XXXV with a 34-7 victory over the New York Giants. Allowing the Giants a meager 152 total net yards, New York's attack crossed midfield just twice, while Baltimore's "D" posted 4 INTs. LB Ray Lewis was named the game's MVP, capping an accolade-filled season in which he was also tabbed the NFL's Defensive Player of the Year.



**QB Joe Flacco - 2012
Super Bowl XLVII MVP**

Baltimore defeated San Francisco, 34-31, in Super Bowl XLVII, capturing the franchise's second World Championship. After an amazing first-half performance, the Ravens took a commanding 28-6 lead. But following a bizarre, 34-minute power outage that halted play, the 49ers stormed back into contention. Clinging to a 34-29 edge late in the game, the Ravens stood firm on a pivotal goal-line stand, jamming SF on four-straight plays inside the 7-yard line. QB Joe Flacco was named the game's MVP.

BEST POSTSEASON MARK

PLAYOFF WINNING PERCENTAGE / SINCE 1970 MERGER

Rk.	Team	Record	Pct.
1.	Baltimore Ravens**	15-8	.652
2.	New York Giants****	20-11	.645
3.	New England Patriots****	27-17	.614
4.	San Francisco 49ers*****	30-19	.612
5.	Pittsburgh Steelers*****	33-21	.611

* Number of Super Bowl Titles

JOHN HARBAUGH ERA

(SINCE 2008)

PLAYOFF BERTHS

1. Baltimore Ravens 6
- Green Bay Packers 6
- Indianapolis Colts 6
- New England Patriots 6
- Cincinnati Bengals 5

TOTAL WINS

1. New England Patriots . . 92
2. Baltimore Ravens 82
- Green Bay Packers 80
- Pittsburgh Steelers 77
- Indianapolis Colts 76

PLAYOFF WINS

1. Baltimore Ravens 10
- New England Patriots . . . 7
- Seattle Seahawks 7
- Green Bay Packers 6
- Ind., NO, Pit., SF 5

PLAYOFF GAMES

1. Baltimore Ravens 15
- New England Patriots . . 12
- Green Bay Packers 11
- Indianapolis Colts 11
- Seattle Seahawks 10

AFC TITLE GAMES

1. New England Patriots . . . 4
2. Baltimore Ravens 3
- Indianapolis Colts 2
- New York Jets 2
- Pittsburgh Steelers 2

PLAYOFF ROAD WINS

1. Baltimore Ravens 7
- New York Jets 4
- Green Bay Packers 3
- San Francisco 49ers 3
- NY Giants, Philadelphia . . 2

REG. SEASON WIN %

1. New England Patriots . . 752
- Green Bay Packers 659
3. Baltimore Ravens 637
- Pittsburgh Steelers 637
- Indianapolis Colts 628

REG. SEASON WINS

1. New England Patriots . . 85
- Green Bay Packers 74
3. Baltimore Ravens 72
- Pittsburgh Steelers 72
- Indianapolis Colts 71

SUPER BOWL SUCCESS

The Baltimore Ravens are one of four franchises (New England, NY Giants and Pittsburgh) to win multiple Super Bowls since the year 2000.

NFL'S WINNINGEST FRANCHISES SINCE 2000

TOTAL WINS

1. New England Patriots . . 197
- Indianapolis Colts 172
- Pittsburgh Steelers 166
- Green Bay Packers 161
5. Baltimore Ravens 159
- Philadelphia Eagles . . . 155

SUPER BOWL BERTHS

1. New England Patriots . . . 6
- New York Giants 3
- Pittsburgh Steelers 3
- Seattle Seahawks 3
5. Baltimore Ravens 2
- Indianapolis Colts 2

SUPER BOWL TITLES

1. New England Patriots . . . 4
2. Baltimore Ravens 2
- New York Giants 2
- Pittsburgh Steelers 2
- GB, Ind., NO 1
- Sea., TB 1

CONF. TITLE GAMES

1. New England Patriots . . . 9
- Philadelphia Eagles 5
- Pittsburgh Steelers 5
4. Baltimore Ravens 4
- Indianapolis Colts 4
- GB, NYG, Sea., SF 3

WINNING SEASONS

1. New England Patriots . . 14
- Indianapolis Colts 13
- Green Bay Packers 12
4. Baltimore Ravens 11
- Philadelphia, Pittsburgh . . 11

PLAYOFF BERTHS

1. Indianapolis Colts 13
- New England Patriots . . 12
- Green Bay Packers 11
4. Baltimore Ravens 10
- Philadelphia Eagles 10

PLAYOFF GAMES

1. New England Patriots . . 29
- Indianapolis Colts 24
3. Baltimore Ravens 23
- Philadelphia Eagles 20
- GB, Pit., Sea 19

PLAYOFF WINS

1. New England Patriots . . 21
2. Baltimore Ravens 15
- Indianapolis Colts 12
- Pittsburgh Steelers 12
- Seattle Seahawks 11

COACH HARBAUGH NOTES

COACH HARBS



John Harbaugh has led the Ravens to a playoff berth in six (2008-12 and 2014) of his seven full seasons in Baltimore, and in 2012, captured the franchise's second Super Bowl championship. Under his guidance, the Ravens have secured an appearance in three AFC Championships (2008, 2011 & 2012). Here are several Harbaugh quick hits:

HEAD COACH SNAPSHOT (Baltimore Ravens: 2008-15)

- Overall Career Record... 82-46
- Regular Season Record... 72-41
- at Home... 45-11
- on Road... 27-30
- vs. AFC... 53-32
- vs. AFC North... 27-15
- vs. AFC West... 9-5
- vs. Raiders... 3-0
- vs. NFC... 19-9
- Playoffs Record... 10-5
- Home Playoff Games... 2-0
- Road Playoff Games... 7-5
- Super Bowl Record... 1-0

- The Ravens are one of only four teams (GB, Ind. and NE) to earn a playoff berth in six of the past seven seasons. Baltimore has also won at least one playoff game in each of those postseasons.

- The Ravens' 10 playoff wins since '08 are three more than the next teams' wins (New England & Seattle, both 7).

- Harbaugh is the only head coach in NFL history to win a playoff game in each of his first four and five seasons.

- John and his brother, Jim (formerly of the 49ers), are the only head coaches to advance to three conference title games in the first five years as NFL bosses.

- Harbaugh, Tom Landry (Dallas) and Tom Coughlin (Jaguars/Giants) own the most road playoff wins (7) by a HC in NFL history.

- Including playoffs (10-5), the Ravens are 82-46 since 2008 (good for the NFL's second-most wins). "Harbs" has led the Ravens to 72 reg. season wins since '08, tying (Pit.) for the NFL's third most.

NFL WINS / INCLUDING PLAYOFFS (Since Harbaugh's 2008 Baltimore Arrival)		
Rk.	Team	Total Wins
1.	New England Patriots	92
2.	Baltimore Ravens	82
3.	Green Bay Packers	80

SIX OF SEVEN

In 2012, **John Harbaugh** became the third coach (with Bill Cowher & Chuck Knox) since the 1970 merger to guide his team to the playoffs in each of his first five seasons. With the Ravens' 2014 playoff berth, Harbs became one of eight coaches in NFL history to make the postseason in six of their first seven seasons coaching.

COACHING PLAYOFF BERTHS IN SIX OF FIRST SEVEN SEASONS (NFL History)

Coach (Team)	Seasons
Paul Brown (Browns)	1950-55
John Madden (Raiders)	1969-70, 1972-75
Dennis Green (Vikings)	1992-94, 1996-98
John Robinson (Rams)	1983-86, 1988-89
George Seifert (49ers)	1989-90, 1992-95
Bill Cowher (Steelers)	1992-97
Mike Holmgren (Packers)	1993-98
John Harbaugh (Ravens)	2008-12, 2014

Harbs Stands Alone:

- Harbaugh is the only head coach in NFL history to win a playoff game in six of the first seven seasons of a coaching career (none of the seven other coaches listed above accomplished this feat).

MAKING HIS MARK

John Harbaugh owns the fifth-best winning percentage (.641) among active NFL head coaches, compiling an 82-46 overall record (including playoffs). For head coaches who've coached a minimum of 60 games, "Harbs" is third only to Bill Belichick (.665 career winning percentage) and Mike McCarthy (.649).

2015 ACTIVE HEAD COACHES / CAREER WINNING PERCENTAGE (Totals Include Regular Season and Playoff Games)

Rk.	Coach	Team	Seasons	Record	Pct.
1.	Bill Belichick	Cle./NE	1991-95, 2000-15	234-118	.665
2.	Chuck Pagano	Colts	2012-15	36-19	.655
3.	Mike McCarthy	Packers	2006-15	102-55-1	.649
4.	Bruce Arians	Cardinals	2013-15	22-12	.647
5.	John Harbaugh	Ravens	2008-15	82-46	.641
6.	Mike Tomlin	Steelers	2007-15	87-51	.630

PLAYOFF RECORDS

(Active Coaches Entering 2015)

Rk.	Coach	Rec.	Pct.
1.	Bill Belichick	22-9	.710
2.	John Harbaugh	10-5	.667
	Rex Ryan	4-2	.667
	Ken Whisenhunt	4-2	.667
5.	Tom Coughlin	12-7	.632
6.	Pete Carroll	8-5	.615

SUPER BOWL TITLES

(Active Coaches Entering 2015)

1.	Bill Belichick	4
2.	Tom Coughlin	2
3.	John Harbaugh	1
	Pete Carroll	1
	Mike McCarthy	1
	Sean Payton	1
	Mike Tomlin	1

PLAYOFF MILESTONES

John Harbaugh owns the second-most playoff victories (10) by a head coach in his first seven seasons (since the 1970 merger).

MOST PLAYOFF WINS BY A HEAD COACH / FIRST SEVEN SEASONS (Since 1970 Merger)

Coach (Team)	Playoff Wins	Seasons
Joe Gibbs (Was.)	11	1981-87
John Harbaugh (Bal.)	10	2008-14
Mike Holmgren (GB)	9	1992-98
George Seifert (SF)	9	1989-95
Tom Flores (Oak./LA)	8	1979-85

Only in First Five:

- "Harbs" is the only head coach in NFL history to win a playoff game in each of his first four and five seasons. He and his brother, Jim (formerly of the 49ers), are also the only coaches to advance to three conference title games in the first five years of a coaching career.

RAVENS COACHING RECORDS

John Harbaugh is the third head coach in Baltimore Ravens history.

Coach	Seasons	Regular Season Record	Playoffs Record
John Harbaugh	2008-15	72-41	10-5
Brian Billick	1999-2007	80-64	5-3
Ted Marchibroda	1996-98	16-31-1	n/a

JOHN HARBAUGH SEASON-BY-SEASON

Year	Record	Playoffs (Result)
2015	0-1	n/a
2014	10-6	1-1 (lost in Divisional)
2013	8-8	No playoff berth
2012	10-6	4-0 (won Super Bowl XLVII)
2011	12-4	1-1 (lost in AFC Champ.)
2010	12-4	1-1 (lost in Divisional)
2009	9-7	1-1 (lost in Divisional)
2008	11-5	2-1 (lost in AFC Champ.)

COACH HARBAUGH / ROSBURG NOTES

HARBAUGH BACKGROUND

Team	Position	Years
Baltimore Ravens	Head Coach	2008-15
Philadelphia Eagles	Secondary	2007
Philadelphia Eagles	Special Teams Coord.	1998-2006
Indiana University	DBs/Special Teams Coord.	1997
University of Cincinnati	Assistant Head Coach	1995-96
University of Cincinnati	TEs/OLBs/RBs/Special Teams	1989-94
Morehead State	DBs/ST Coord./S&C Coach	1988
University of Pittsburgh	Tight Ends	1987
Western Michigan	Graduate Assistant	1984-86

TRENDS UNDER HARBS

Regular Season	72-41
vs. AFC North	27-15
vs. AFC	53-32
vs. NFC	19-9
Home	45-11
Away	27-30
On grass	20-16
Artificial turf	52-25
September	17-8
October	13-12
November	22-9
December	17-12
January	3-0
Leading at halftime	57-11
Leading After 3 quarters	65-11
When scoring first	52-12
Positive or even turnover ratio	57-17
Scoring 20 or more points	59-15
Scoring 30 or more points	31-2
Totaling 350 or more net yards	39-11
Rushing for 150 or more yards	24-4
Holding opp. under 250 net yards	25-5
Holding opp. under 21 points	57-12
Holding opp. under 15 points	44-4

A SPECIAL GROUP

With the Ravens posting 10 victories in 2014, **John Harbaugh** remains one of four coaches in league history to win a Super Bowl and not have a losing season during his time as an NFL head coach. The impressive list includes the following coaches:

SUPER BOWL-WINNING COACHES WITH NO LOSING SEASONS IN A CAREER

Head Coach	Super Bowl Titles	Non-Losing Seasons
Vince Lombardi	2*	10
John Madden	1	10
Mike Tomlin	1	8
John Harbaugh	1	7

*Also won 3 NFL Championships

(Credit: ESPN.com's Jamison Hensley for note/research)

THREE-STRAIGHT TOP 3s

In 2014, senior NFL writer Rick Gosselin of *The Dallas Morning News* ranked the Ravens' special teams unit No. 5 in the league in his annual comprehensive ratings system that is based on 22 categories, assigning points according to each standing — 1 for best, 32 for worst. In 2013, Gosselin also ranked the Ravens' unit No. 5, and in 2012, he awarded them the No. 2 spot (behind Minnesota).

RAVENS THRIVE W/ ROSBURG



Special teams coordinator/associate head coach **Jerry Rosburg**, a 36-year coaching veteran, has guided a strong special teams group since arriving in Baltimore in 2008.

- Dating back to 2011, Baltimore has 7 total kick return TDs (3 PR & 4 KOR), ranking as the NFL's most.

- In 2012's Super Bowl season, the Ravens' ST units excelled. Led by Pro Bowl RS Jacoby Jones, Baltimore ranked first in the NFL in kickoff return average (27.3), also setting a team record. Jones, who became the first player ever to record dual KORs of at least 105 yards in a career, tied for a league-leading 3 kick return TDs (2 KORs & 1 PR) and averaged an NFL-best 30.7 yards per kickoff return. Jones also tied an NFL record for longest KOR in Super Bowl history with his 108-yard KOR-TD. *(In 2014's Week 9 game at Pittsburgh, Jones added another 108-yard KOR-TD to his stellar resume and now has 4 total KOR-TDs over 100 yards during his career.)*

- Led by Jones, the Ravens owned the NFL's best kickoff return average (28.3) in 2014. (His 30.6 mark stood No. 2 in the league.) Impressively, Baltimore has ranked in the NFL Top 5 in KOR average four times over the past seven seasons.

- In 2014, **P Sam Koch** produced the NFL's No. 3 gross average (47.4) and No. 1 net average (43.3), setting the Ravens' single-season records for each.

- Pro Bowl **K Justin Tucker**, who Rosburg scouted and helped sign as a rookie free agent, owns the NFL's second-most FGs (99) since entering the league in 2012. "Tuck" has connected on 99 of 110 FGAs to post an 90.0 success rate, the best mark in league history. He was 29-of-34 (84.4%) in 2014, with his 5 misses coming from 54, 54, 55, 57 & 64 (blocked). In 2013, Tucker set franchise records in FGs made (38) and FGs attempted (41). Going 38-of-41 on FGAs, he produced a franchise-record 140 points.

- Prior to Baltimore, Rosburg built a successful NFL special teams resume with both the Browns (2001-06) and Falcons (2007). Under his leadership, Cleveland's special teams units were consistently ranked among the NFL's best. Over a five-year span (2002-06), the Browns' special teams were ranked as the top NFL unit in Rick Gosselin's annual comprehensive special teams report.

- Four Ravens players have earned Pro Bowl honors while playing for Rosburg: ST Brendon Ayanbadejo (2008), K Billy Cundiff (2010), RS Jacoby Jones (2012) and **K Justin Tucker** (2013).

A STRONG RETURN

Since 2008, when **Jerry Rosburg** became the Ravens' special teams coordinator, Baltimore owns the NFL's No. 1 KOR average (25.3).

NFL KICKOFF RETURN AVERAGE (Since 2008 / Rosburg's Baltimore Tenure)

Rk.	Team	KOR	Yards	Avg.	Long	TD
1.	Baltimore Ravens	349	8,844	25.3	108t	6
2.	New York Jets	384	9,386	24.4	107t	6
3.	New Orleans Saints	308	7,506	24.4	99	1

KICKOFF RETURN AVERAGE (2014 Season)

1.	Baltimore Ravens	28.3
2.	Kansas City Chiefs	28.0
	Indianapolis Colts	28.0
4.	Cincinnati Bengals	27.6
5.	Philadelphia Eagles	27.3

COORDINATORS NOTES

TRESTMAN TAKES THE "O"



Marc Trestman was hired as the Ravens' offensive coordinator on Jan. 20, replacing Gary Kubiak. Trestman, the former Chicago Bears' head coach (2013-14), is a 31-year coaching veteran who has 20 years of NFL coaching experience, including eight as an offensive coordinator (see chart below).

During his time in the NFL, he has helped teams to eight playoff appearances, two conference championship games and a Super Bowl berth (XXXVII as offensive coordinator of the Raiders).

- In the five seasons prior to his Chicago arrival, Trestman was a head coach in the Canadian Football League, leading the Montreal Alouettes to back-to-back Grey Cup Championships in 2009 and 2010. He was named the CFL's Coach of the Year in 2009.

- In its first year (2013) under Trestman, Chicago's "O" posted several records by gaining a franchise-best 6,109 net yards. The air attack also set single-season records in net passing yards (4,281), completion pct. (64.4), passing TDs (32) and passer rating (96.9). The 2013 Bears also set a franchise mark with 344 first downs gained and finished second in team history with 445 points.

- QBs Jay Cutler and Josh McCown had career seasons in 2013. McCown set franchise records in passer rating (109.0), completion percentage (66.5) and lowest INT percentage (0.4), while Cutler finished second in franchise single-season history with a 63.1 completion percentage and sixth with a career-best 89.2 QB rating.

- In 2013, Pro Bowl RB Matt Forte ranked second in the NFL with 1,339 rushing yards and was third in yards from scrimmage (1,933), while Pro Bowl WRs Alshon Jeffery & Brandon Marshall were sixth and 11th, respectively, in NFL receiving yards. (Jeffery's 1,421 yards were second in Chicago annals, and Marshall's 1,295 were fifth).

TRESTMAN'S NFL OFFENSIVE COORDINATOR ROLES

1989: Browns – Offensive Coordinator/QBs Coach

1995: 49ers – Offensive Coordinator/QBs Coach

• Note: 49ers' NFL ranks included first in points per game (28.6) and second in yards per game (380.4).

1996: 49ers – Offensive Coordinator

• Note: 49ers' NFL ranks included third in points per game (24.9) and sixth in yards per game (344.1).

1998-2000: Cardinals – Offensive Coordinator/QBs Coach

2002-03: Raiders – Offensive Coordinator/QBs Coach

• Note: In 2002, Raiders' NFL ranks included first in yards per game (389.8) and second in points per game (28.1).

RAVENS "O" UNDER HARBS

Marc Trestman takes over the reins of a Baltimore offense that in 2014 recorded the most points (409) and total net yards (5,838) in Ravens single-season history.

RAVENS OFFENSIVE OUTPUT / SINGLE-SEASON HISTORY

TOTAL POINTS		TOTAL NET YARDS	
Year	Points	Year	Yards
2014	409	2014	5,838
2012	398	1996	5,723
2003 & 2009	391	2012	5,640

Also in 2014...

- **QB Joe Flacco** set career highs in yards (3,986) and TD passes (27), while **WR Steve Smith Sr.** posted 1,065 yards on 79 catches. WR Torrey Smith had 11 receiving TDs, the second most in Ravens single-season history.

- **RB Justin Forsett** had a career-high 1,266 rushing yards (the NFL's fifth most) and led the league in runs of 20-plus yards (a team-record 17).

PEES LEADS THE "D"



Dean Pees, an 12-year NFL-coaching veteran, was promoted to defensive coordinator on Jan. 27, 2012, after guiding the Ravens' LBs for two seasons. He is the sixth "D" coordinator in franchise history. Pees, who was New England's "D" coordinator from 2006-09, leads a Baltimore unit that in 2014 allowed the NFL's sixth-fewest points (18.9) and the eighth-fewest yards (336.9) per game. Baltimore was one of five teams (Buf., Det., KC & Sea.) to rank in the Top 8 in points and yards allowed.

Pees leads a unit that during the John Harbaugh Era (2008-15)...

- Has allowed the NFL's fewest points (18.2) and the third-fewest net yards (312.4) per game during this span.

POINTS PER GAME ALLOWED (Since 2008)

1. Baltimore 18.2
2. Pittsburgh 18.5
3. San Francisco ... 18.8

TOUCHDOWNS ALLOWED (Since 2008)

1. Baltimore 207
2. Pittsburgh 221
3. San Francisco 226

TOTAL NET YARDS ALLOWED (Since 2008)

1. Pittsburgh 294.6
2. NY Jets 310.2
3. Baltimore 312.4

OPPONENT PASSER RATING (Since 2008)

1. Baltimore 76.0
2. Green Bay 77.7
3. Pittsburgh 79.4

"D" ON A HOT STREAK

- Baltimore's defensive unit was stout in Week 1 at Denver, holding the Broncos to 219 yards of offense and just 4 FGs. Denver's "O" only entered the red zone once, while QB Peyton Manning was sacked four times and picked off by **CB Jimmy Smith** on a 24-yard INT-TD return. Denver's 219 total yards are the fewest gained by a Manning-led Broncos' offense.

- The Ravens' defensive success in Week 1 at Denver picked up where the unit left off in 2014. Over the NFL's last five regular season weeks (dating back to Dec. 7, 2014), Baltimore's "D" has...

- ✓ Permitted a league-low 3 TDs (1 rushing and 2 receiving).
- ✓ Posted an NFL-high 22 sacks.
- ✓ Allowed just 257.6 yards per game, second fewest only to Seattle (239.4).
- ✓ Permitted just 168.4 passing yards per game, second to only Indy (156.0).

"D" COORDINATOR BREAKDOWN

Four "D" coordinators in Ravens history have gone on to become NFL head coaches: Marvin Lewis (1996-2001), Mike Nolan (2002-04), Rex Ryan (2005-08) and Chuck Pagano (2011). Current Raiders head coach Jack Del Rio was the Ravens' LBs coach from 1999-2001, while former Atlanta HC Mike Smith also coached on the "D" from 1999-2002.

RAVENS DEFENSIVE COORDINATOR BREAKDOWN

D Coord. (Years)	G	Avg. PPG	Net YPG	Rush YPG	Pass YPG
Dean Pees (2012-14)	49	20.8*	338.6	104.8	233.9
Chuck Pagano (2011)	16	16.6	288.9	92.6	196.3
Greg Mattison (2009-10)	32	16.6	309.7	93.6	216.1
Rex Ryan (2005-08)	64	17.6	277.8	84.0	193.8
Mike Nolan (2002-04)	48	18.8	302.0	103.7	198.3
Marvin Lewis (1996-2001)	96	19.0	304.0	93.0	211.0

*Ranks seventh in the NFL since 2012.

OZZIE NEWSOME / PERSONNEL NOTES

THE WIZARDRY OF OZ



GM **Ozzie Newsome's** legacy is unlike any the game has seen. Known throughout all of sports as a premier leader, Newsome is a Hall of Fame player, the architect of Baltimore's 2000 and 2012 Super Bowl championship teams and an elite personnel evaluator who became the NFL's first African American GM.

"Ozzie's credibility is what stands out the most," head coach **John Harbaugh** states. "And it's not just about what he has accomplished. To me, it's his commitment and focus while striving to do more."

OZZIE NEWSOME CAREER SNAPSHOT

- NFL's first African American General Manager (promoted in 2002)
- Architect of Ravens 2000 & 2012 Super Bowl Championship Teams
- NFL Executive of the Year (2000)
- Pro Football Hall of Fame (class of 1999)
- State of Alabama Hall of Fame (class of 1995)
- National Football Foundation College Hall of Fame and NCAA Hall of Fame (class of 1994)
- 13-Year NFL Tight End with Cleveland Browns (1978-90)
- Three-Time Pro Bowler (1981, 1984-85)
- Four-Time Cleveland Touchdown Club Offensive Player of the Year
- Current Member of Three Major NFL Policy-Making Committees: Competition, Diversity and Player Care Foundation Committees

FIRST-ROUND FINDS

The Ravens, led by **Ozzie Newsome**, have had 20 drafts and selected 20 players in the first round. These picks have earned an amazing 56 combined Pro Bowls, several All-Rookie honors, multiple Defensive Player of the Year Awards and two Super Bowl MVP honors.

RAVENS FIRST-ROUND DRAFT PICKS

Year	Name	Pick	Pro Bowls
1996	T Jonathan Ogden*	4	11
1996	LB Ray Lewis* ++ ~	26	13
1997	LB Peter Boulware*	4	4
1998	CB Duane Starks*	10	
1999	CB Chris McAlister*	10	3
2000	RB Jamal Lewis*=	5	1
2000	WR Travis Taylor	10	
2001	TE Todd Heap*	31	2
2002	S Ed Reed* +	24	9
2003	OLB Terrell Suggs* +	10	6
2003	QB Kyle Boller	19	
2005	WR Mark Clayton*	22	
2006	DT Haloti Ngata*	12	5
2007	G Ben Grubbs*	29	1
2008	QB Joe Flacco^ ~	18	
2009	T Michael Oher*	23	
2011	CB Jimmy Smith	27	
2013	S Matt Elam	32	
2014	LB C.J. Mosley*	17	1
2015	WR Breshad Perriman	26	

* All-Rookie Team ^ Rookie of the Year (NFL.com Fan Vote) ~ Super Bowl MVP
+ Defensive Player of the Year Awards = Offensive Player of the Year Award

Top 10 Quick Hit:

- Of the seven players chosen in the Top 10 by Baltimore, five have earned Pro Bowl status. Two of those players – Peter Boulware and Terrell Suggs – also earned Defensive Rookie of the Year honors.

Late-Round Success Quick Hit:

- The Ravens have found gems later in the first round, including LB Ray Lewis (26th), TE Todd Heap (31st), S Ed Reed (24th), G Ben Grubbs (29th), QB Joe Flacco (18th), CB Jimmy Smith (27th) and LB C.J. Mosley (17th).

BALTIMORE COACHING TREE

GM & executive VP **Ozzie Newsome** fosters a working environment that breeds standout coaches. By bringing in individuals who embrace the "Raven way," Newsome aims to create a synergy that manufactures success among scouts, coaches and players. As a result, Baltimore has had many assistants move on to become head coaches on the collegiate and NFL levels.

CURRENT HEAD COACHES WHO COACHED W/ RAVENS (Entering 2015 Season)

Head Coach (Team)	Last Position Held w/ Ravens (Years)
Jim Caldwell (Lions)	Offensive Coordinator (2012-13)
Jack Del Rio (Raiders)	Linebackers (1999-2001)
Kirk Ferentz (Iowa)	Asst. Head Coach/Offense (1996-98)
Gary Kubiak (Broncos)	Offensive Coordinator (2014)
Marvin Lewis (Bengals)	Def. Coordinator (1996-2001)
Chuck Pagano (Colts)	Def. Coordinator (2008-11)
Mike Pettine (Browns)	Outside Linebackers (2002-08)
Rex Ryan (Bills)	Asst. Head Coach/Def. Coord. (1999-2008)
David Shaw (Stanford)	Wide Receivers (2002-05)
Ken Whisenhunt (Titans)	Tight Ends (1997-98)

- Other former Ravens assistants who became head coaches include Pat Hill (Fresno State), Hue Jackson (Raiders), Eric Mangini (Jets and Browns), Rick Neuheisel (UCLA), Mike Nolan and Mike Singletary (49ers), Jim Schwartz (Lions) and Mike Smith (Falcons).

HOMEGROWN PRO BOWLERS

The Ravens have had 34 different players earn Pro Bowl honors since the team's inception in 1996. Of those, 18 are homegrown players – 16 drafted and two signed as a rookie free agent:

RAVENS HOMEGROWN PRO BOWLERS

Year Drafted (Rd).	Name	Pro Bowls
1996 (1st)	LB Ray Lewis	13
1996 (1st)	T Jonathan Ogden	11
2002 (1st)	S Ed Reed	9
2003 (1st)	OLB Terrell Suggs	6
2006 (1st)	DT Haloti Ngata	5
1997 (1st)	OLB Peter Boulware	4
2007 (3rd)	G Marshal Yanda	4
1999 (1st)	CB Chris McAlister	3
2008 (2nd)	RB Ray Rice	3
2001 (1st)	TE Todd Heap	2
1996 (5th)	WR/RS Jermaine Lewis	2
2007 (4th)	FB Le'Ron McClain	2
2000 (6th)	OLB Adalius Thomas	2
2007 (1st)	G Ben Grubbs	1
2000 (1st)	RB Jamal Lewis	1
2014 (1st)	LB C.J. Mosley	1
2002 (RFA)	LB Bart Scott #	1
2012 (RFA)	K Justin Tucker #	1

Undrafted rookie free agent

Bold indicates 2014 Pro Bowler

RAVENS DRAFT PICKS

Of the Ravens' 19 first-round picks from 1996 to 2014, the group has produced 56 total Pro Bowl selections, marking the NFL's most. Additionally, those 19 picks have averaged 7.6 playing seasons with the Ravens, a mark that also ranks as an NFL high.

Note: Stat/note courtesy of ESPN Stats & Info

RAVENS TEAM / PERSONNEL NOTES

RAVENS RFAs

The Ravens have a history of unearthing rookie free agent gems. On their 2015 Week 2 active roster, Baltimore has 13 players who entered the NFL as rookie free agents. Of those 13, eight were originally signed by the Ravens (listed below):

ORIGINAL RAVENS ROOKIE FREE AGENT SIGNINGS (On 2015 Week 2 Roster)

2010: LS Morgan Cox	2013: S Brynden Trawick
2010: LB Albert McClellan	2014: T James Hurst
2012: K Justin Tucker	2014: LB Zachary Orr
2013: WR Marlon Brown	2015: RB Terrence Magee

UNDRAFTED SUCCESS

Baltimore undrafted rookie free agent **RB Terrence Magee** (LSU) made the Ravens' 53-man Week 1 roster in 2015. His status marks the 12th-straight season a RFA has made Baltimore's roster, tying for the NFL's third-longest streak.

CONSECUTIVE SEASONS W/ ROOKIE FA ON WEEK 1 ROSTER (Current NFL Streaks)

Rk.	Team	Seasons
1.	Indianapolis Colts	16
2.	Kansas City Chiefs	13
3.	Baltimore Ravens	12
	Denver Broncos	12
	New England Patriots	12

(stat courtesy Broncos PR)

BATTLE IN THE NORTH

The Ravens have produced four AFC North titles since 2002 division realignment, including back-to-back division crowns from 2011-12 under head coach **John Harbaugh**.

MOST AFC NORTH TITLES (Since 2002 Division Realignment)

Rk.	Team	AFC North Titles
1.	Pittsburgh Steelers	6
2.	Baltimore Ravens	4
3.	Cincinnati Bengals	3
4.	Cleveland Browns	0

RAVENS AFC NORTH TITLE SEASONS (Franchise History)

Season	Coach	Final Record	Postseason (Rec.)
2012	John Harbaugh	10-6	SB Champs (4-0)
2011	John Harbaugh	12-4	AFC Champ. (1-1)
2006	Brian Billick	13-3	Div. Game (0-1)
2003	Brian Billick	10-6	WC Game (0-1)

SIX OF SEVEN

Baltimore is one of four teams to earn a playoff berth six of the past seven seasons, doing so from 2008-12 and in 2014. In each of those respective postseasons, the Ravens won at least one playoff game.

MOST NFL PLAYOFF BERTHS (2008-14 / Past Seven Seasons)

Berths	Team	Seasons
6	Baltimore Ravens	2008-12, 2014
6	Green Bay Packers	2009-14
6	Indianapolis Colts	2008-10, 2012-14
6	New England Patriots	2009-14

RAVENS "20/20" CLUB

The Ravens' "20/20 Club" includes members of the team's personnel staff who started with the Ravens as young assistants and grew into evaluators with more input. The term "20/20" refers to hiring 20-year-olds for \$20,000. According to **Ozzie Newsome**: "The guys actually started when they were a little older than 20 and for more than \$20,000, but that's what we call them."

RAVENS "20/20 CLUB" GRADUATES (Current Personnel Staff)

Name	Joined Ravens	Current Title
George Kokinis (Cle.)	1991	Senior Personnel Asst.
Eric DeCosta	1996	Assistant General Manager
Joe Hortiz	1998	Director of College Scouting
Chad Alexander	1999	Asst. Dir. of Pro Personnel
Mark Azevedo	2005	Northeast Area Scout
David Blackburn	2007	West Area Scout
Ian Cunningham	2008	Southeast Area Scout

QUITE THE STREAK

TEAMS TO WIN AT LEAST ONE PLAYOFF GAME IN FIVE-CONSECUTIVE POSTSEASONS (Since 1970 Merger)

Team	Cons. Seasons	Years	Wins
Dallas Cowboys	6	1991-96	12
Baltimore Ravens	5	2008-12	9
New England Patriots	5	2003-07	11
Philadelphia Eagles	5	2000-04	7
Green Bay Packers	5	1993-97	9
Oakland Raiders	5	1973-77	7

CONSISTENT CONTENDERS

The Baltimore Ravens have earned 10 playoff berths in their 19-year history (2014, 2012, 2011, 2010, 2009, 2008, 2006, 2003, 2001, 2000). Baltimore's 10 berths since 2000 rank third in the AFC and tie for fourth in the NFL.

MOST NFL PLAYOFF BERTHS (2000-14)

AFC	NFC
13 - Indianapolis	11 - Green Bay
12 - New England	10 - Philadelphia
10 - Baltimore	9 - Seattle
9 - Pittsburgh	7 - NY Giants
8 - Denver	

AN ELITE GROUP

The Baltimore Ravens have won two Super Bowl titles during their 19-year history, capturing the Lombardi Trophy in 2000 and 2012. Baltimore is just one of four NFL franchises to win multiple World Championships since 2000.



MOST SUPER BOWL CHAMPIONSHIPS (Since 2000 Season)

Titles	Team	Seasons
4	New England Patriots	2001, 2003-04, 2014
2	Baltimore Ravens	2000, 2012
2	New York Giants	2007, 2011
2	Pittsburgh Steelers	2005, 2008

SCHEDULE / IRONMEN / TURNOVERS

NFL IRONMEN

Among active NFL players, **QB Joe Flacco** (113) & **FB Kyle Juszyk** (33) rank third and first, respectively, at their positions for most consecutive games played. (**Jeremy Zuttah** ranks fifth among centers.)

CONSECUTIVE GAMES PLAYED / CURRENT NFL STREAKS

QUARTERBACKS	FULLBACKS
1. Eli Manning (NYG)168	1. Kyle Juszyk (Bal.) 33
2. Philip Rivers (SD)146	2. Anthony Sherman (KC) . . 33
3. Joe Flacco (Bal.)113	3. Will Johnson (Pit.) 32
4. Tom Brady (NE)97	4. Four Players30

DURABLE RAVENS

P Sam Koch (145-straight contests) has not missed a game in his NFL career, a streak that ranks first in Ravens franchise history.

RAVENS CONSECUTIVE GAMES PLAYED / CURRENT STREAKS

Rk.	Player	Games
1.	Sam Koch	145
2.	Joe Flacco	113
3.	J. Tucker & C. Upshaw	49

RAVENS CONSECUTIVE GAMES PLAYED / ALL-TIME STREAKS

Rk.	Player	Games	Years
1.	Sam Koch	145	2006-present
2.	Jarret Johnson	129	2003-11
3.	Joe Flacco	113	2008-present
4.	Peter Boulware	111	1997-2003
5.	Matt Stover	110	2002-08

2015 SCHEDULE FAST FACTS



ROAD WARRIORS

• The Ravens kick off the 2015 regular season playing five of their first seven games on the road. This seven-game stretch includes two back-to-back far-west trips and four battles vs. 2014 playoff teams. This marks the first time since 2000 that Baltimore will play five of its first seven games on the road.

SEVEN GAMES VS. PLAYOFF TEAMS

• In 2015, the Ravens will play seven games vs. 2014 playoff teams: Cincinnati (twice), Pittsburgh (twice), Denver, Arizona and Seattle.

MONDAY MATCHUPS

• Twice in 2015, the Ravens will play Monday night road games, the first on Oct. 26 at Arizona and the second on Nov. 30 at Cleveland. Including 2015's lineup, nine of the Ravens' last 10 Monday Night Football games have been scheduled on the road.

HOME SWEET HOME

• Six of the Ravens' last nine games will be played at M&T Bank Stadium, including three-consecutive contests to close out December (12/13 vs. Seattle, 12/20 vs. Kansas City and 12/27 vs. Pittsburgh). The Steelers and Seahawks games are currently scheduled as primetime Sunday night matchups.

IN THE SPOTLIGHT

• Baltimore's five primetime games are its most since 2011, which is the only other time in franchise history the team has been scheduled for five nationally-televised contests. For the second-straight season, both Ravens-Steelers games are scheduled for primetime. This marks the ninth-consecutive season the two teams will play at least one nationally-televised game.

THE GIVE & TAKE

Since head coach **John Harbaugh** took over the Ravens in 2008, Baltimore has compiled a +37 turnover margin, ranking as the NFL's fourth-best mark. (The Ravens were +2 in 2014.)

NFL'S TOP TURNOVER MARGIN / SINCE 2008

Rk.	Team	Turnover Diff.	Take-Aways	Give-Aways
1.	New England	+99	218	119
2.	Green Bay	+84	211	127
3.	San Francisco	+47	196	149
4.	Baltimore	+37	191	154

MOST TAKE-AWAYS (Since 2008)

1. Chicago222
2. New England 218
3. Green Bay211
4. NY Giants209
5. Philadelphia 199

FEWEST GIVE-AWAYS (Since 2008)

1. New England119
2. Green Bay127
3. San Francisco149
4. Baltimore154
5. Atlanta155

PROTECT THE PIGSKIN

During the **John Harbaugh** Era (since 2008), the Ravens have produced 33 games without turning the ball over, a mark that ranks fourth best in the NFL. Baltimore's record is 29-4 in those contests.

ZERO-TURNOVER GAMES (Since 2008)

Rk.	Team	Zero-Turnover Games
1.	New England Patriots	44
2.	Green Bay Packers	37
3.	San Francisco 49ers	35
4.	Baltimore Ravens	33
5.	Indianapolis Colts	30

TURNOVER TABLE

Year	TA/TO	Plus/Minus	Record
2015	1/2	-1	0-1
2014	22/20	+2	10-6
2013	24/29	-5	8-8
2012	25/16	+9	10-6
2011	25/23	+2	12-4
2010	27/20	+7	12-4
2009	32/22	+10	9-7
2008	34/21	+13	11-5
2007	23/40	-17	5-11
2006	40/23	+17	13-3
2005	26/36	-10	6-10
2004	34/23	+11	9-7
2003	41/38	+3	10-6
2002	31/32	-1	7-9
2001	28/36	-8	10-6
2000	49/26	+23	12-4
Total	462/403	+59	144-97

Since 2000, here are the Ravens' records in a game:

When turnover ratio is +2 or better	67-3
When turnover ratio is +1 or better	95-11
When turnover ratio is even	25-18
When turnover ratio is negative	23-68

67-3

Since 2000, the Ravens own a 67-3 record when posting at least a +2 turnover margin in a game, with the only losses coming in 2010 in a 23-20 OT thriller at NE, in 2012 in a 24-23 dramatic game at Phi. and in Week 13 of 2014's season in a tight 34-33 loss vs. SD.

THAT M&T MAGIC

HARBAUGH AT HOME

Under **John Harbaugh**, the Ravens have won 36 of their last 43 regular season home games and are 45-11 in games played in Baltimore, ranking as the NFL's second-best home mark since the 2008 NFL campaign began.

NFL'S BEST REGULAR SEASON HOME RECORDS (John Harbaugh Era / Since 2008)

Rk.	Team	Record	Pct.
1.	New England Patriots	50-7	.877
2.	Baltimore Ravens	45-11	.804
3.	Green Bay Packers	44-11-1	.795

DOMINANT IN BALTIMORE

Simply put, the Ravens have been dominant at home since the day they arrived in Baltimore. Below are the Ravens' respective home records and corresponding NFL rankings during several periods.

RAVENS HOME RECORDS / NFL RANKINGS

Time Period (Milestone)	Record	NFL Rank
Since 2010 (Past Five Seasons)	33-7	3
Since 2008 (John Harbaugh's Arrival)	45-11	2
Since 2000 (First Super Bowl Season)	91-29	2
Since 1998 (M&T Bank Stadium Opened)	99-37	3
Since 1996 (Team's Inception)	106-45-1	4t

NONE BETTER THAN B-MORE

The Ravens' defense has been dominant at home over the past several seasons with **John Harbaugh** at the team's helm. Since 2008, Baltimore has allowed foes to score an average of 20-or-more points only once (2012) at M&T Bank Stadium.

RAVENS POINTS PER GAME ALLOWED AT HOME (2008-14)

Rk.	Season	Points/Game	NFL Rank
1.	2008	10.0	1
2.	2009	11.9	1
3.	2014	13.6	1
4.	2011	14.9	3
5.	2010	16.5	6
6.	2013	17.6	5
7.	2012	22.4	20

SHUT 'EM DOWN

FEWEST POINTS/GAME ALLOWED AT HOME (2014 Season)

1.	Baltimore	13.6
2.	Seattle	15.4
3.	Detroit	15.6
4.	Kansas City	15.8

The Ravens allowed 13.6 points per game at "The Bank" in 2014, ranking as the NFL's top home average. Baltimore has permitted an NFL-best 15.3 ppg at home during the **John Harbaugh** Era. Under "Harbs," the Ravens are 24-0 at home when allowing 10 points or less.

CHARM CITY SACKS

MOST SACKS AT HOME / SINCE 2011

Rk.	Team	Sacks	Yards
1.	Buffalo Bills	102	641
2.	Minnesota Vikings	101	644
3.	Baltimore Ravens	100	681

• The Ravens tallied at least 5 sacks in three home games in 2014 (10/19 vs. Atl., 11/9 vs. Ten. and 12/14 vs. Jax.). Since 2011, Baltimore has at least 5 sacks in seven different home games (all victories).

M&T BANK SECURITY

The Ravens' "D" has been stout at home for many seasons. Since 2003, Baltimore ranks first in fewest points allowed per game among NFL home teams. The Ravens have also registered the most INTs (127) and most sacks (269) among home teams.

BEST NFL DEFENSES AT HOME (Since 2003)

TOTAL DEFENSE (Fewest Yards Allowed)	POINTS PER GAME (Fewest Allowed)
1. Pittsburgh 284.1	1. Baltimore 15.6
2. Baltimore 288.0	2. New England 16.9
3. NY Jets 302.4	3. Seattle 17.2

INTERCEPTIONS (Most in NFL)	SACKS (Most in NFL)
1. Baltimore 127	1. Baltimore 269
2. Chicago 124	2. Minnesota 264
New England 124	3. NY Giants 262

HOME SWEET HOME

- Under head coach **John Harbaugh**, the Ravens are 16-5 in home games played against AFC North foes.
- Baltimore has won 11 of its last 13 home games vs. AFC North foes.
- Under coach Harbaugh, the Ravens are 13-1 in September home games, ranking as the NFL's best such mark since 2008. The Ravens have won 16 of their past 17 home games in September.
- In the Ravens' 19-year history, Baltimore has hosted 17 games when the temperature was below 40 degrees. Impressively, the Ravens are 15-2 in these contests, winning 15 of the past 16.
- The Ravens are 11-5 at home in the month of December under coach Harbaugh and 31-13 in such games during their 19-year history.
- Under coach Harbaugh, the Ravens are 12-2 in November home games, producing the NFL's best such mark since 2008. The Ravens have won 10 of their past 11 home games in November.
- The Ravens are 11-1 at home all time against teams from the West Coast (Oak. – 5-0, SD – 2-1, SF – 2-0 and Sea. – 2-0).
- Baltimore has won 16 of its last 17 home games vs. NFC teams.

AT HOME UNDER HARBS

15.3

Points per game Baltimore has permitted at home since 2008, the NFL's best defensive mark (SF is next at 16.9).

67

Interceptions by the Ravens at home since 2008, tying (Chi. and NE) for the NFL's sixth most.

70.3

Passer rating the Ravens have forced for opposing QBs at M&T Bank Stadium since 2008, the NFL's top defensive mark.

293.4

Yards per game the Ravens' defense has permitted at home since 2008, ranking as the NFL's third-stingiest average during that span.

1,432-855

Ratio the Ravens have outscored opponents at home since 2008, limiting foes to 15.3 points per game. In their 45 wins during this span, the margin of victory has been 12.8 ppg.

DEFENSIVE NOTES

TOP 2014 "D" RANKINGS

Baltimore's defense ranked in the Top 6 in several scoring categories, including sixth in points allowed per game (18.9).

POINTS PER GAME ALLOWED

1. Seattle	15.9
2. Kansas City	17.6
3. Detroit	17.6
4. Buffalo	18.1
5. Arizona	18.7
6. Baltimore	18.9

OPP. GOAL-TO-GOAL TD EFFICIENCY

1. San Diego	51.9
2. Kansas City	53.6
3. Baltimore	55.2
4. NY Giants	55.6

OPP. RED ZONE TD PCT.

1. Kansas City	38.9
2. Baltimore	42.6
3. Arizona	43.9
4. St. Louis	46.2
5. Cleveland	46.3
6. Hou./NE	47.8

RED ZONE TAKE-AWAYS

1. Baltimore	6
Atlanta	6
Detroit	6
Houston	6

RED ZONE SUCCESS

• Baltimore is the only team to rank among the NFL's Top 5 in red zone defense in 10 of the past 11 seasons, including a streak of nine straight from 2004-12. Baltimore is also the only NFL team to rank in the Top 7 in each of the past 11 years.

• The Ravens have ranked in the NFL's Top 5 in red zone "D" for 10 of the past 11 seasons: 2004 (second), 2005 (fifth), 2006 (first), 2007 (third), 2008 (second), 2009 (fourth), 2010 (fifth), 2011 (first), 2012 (second), 2013 (seventh) & 2014 (second).

DOUBLE TROUBLE

RAVENS TOP SACK DUOS (Single-Season Franchise History)

Rk.	Year	Player (Sacks)	Player (Sacks)	Cmb. Sacks
1.	2014	Elvis Dumervil (17)	Terrell Suggs (12)	29.0
2.	2006	Trevor Pryce (13)	Adalius Thomas (11)	24.0
3.	1998	Michael McCrary (14.5)	Peter Boulware (8.5)	23.0

MAKING SHORT WORK

Since **Dean Pees** was named the Ravens' "D" coordinator in 2012, Baltimore has forced the NFL's second-most three-&-outs (155). The Ravens produced the league's second-most three-and-outs (54) in 2013, and in 2014, had 43 (tying, NYG, for ninth in the NFL). Baltimore's 23.9 defensive three-and-out percentage ranked sixth.

DEFENSIVE THREE-AND-OUTS (Since 2012)

Rk.	Team	3-&-Out Drives
1.	Denver Broncos	168
2.	Baltimore Ravens	155
3.	Arizona Cardinals	150

NO 100s HERE

The Ravens haven't allowed a 100-yard rusher in 27-straight games, ranking as the NFL's longest active streak. The last player to gain "100" was Green Bay's Eddie Lacy (120) on 10/13/13.

LONGEST CURRENT STREAKS / CONSECUTIVE GAMES WITHOUT ALLOWING 100-YARD RUSHER

Rk.	Team	Games
1.	Baltimore Ravens	27
2.	Carolina Panthers	8

Rush "D" Quick Hits:

- From 2006-09, the Ravens produced a 39-game streak of not allowing a 100-yard rusher.
- The Ravens allowed 3.62 yards per carry in 2014, the NFL's third-best mark.

"D" NUMBERS TO RAVE ABOUT

15

Games the Ravens have not allowed an opponent to score a TD, ranking as the NFL's second-best mark (SF, 19) since 2008.

19

Consecutive seasons the Ravens' defense has held opponents to a 4.0 rushing average or less, the NFL's longest such streak.

32

Games during the John Harbaugh Era (since 2008) the Ravens have held opponents to 10 points or less, marking an NFL high (Pit. is next with 29). Baltimore is 32-0 in these contests.

87

Goal-to-go TDs allowed by the Ravens since 2008, ranking as the NFL's fewest (Pittsburgh is next with 95).

SHUTOUT CITY

Since 2000, Baltimore's "D" has tied (Seattle) to produce the NFL's most shutouts, blanking opponents nine times. The Ravens' last shutout came on 11/16/09 in a 16-0 Monday night win at Cleveland.

NFL SHUTOUT LEADERS (Since 2000)

Rk.	Team	Shutouts
1.	Baltimore / Seattle	9
2.	New England / Pittsburgh	8

PROFITABLE RETURNS

Since 1996, the Ravens own 55 defensive TDs, scoring at least one in each season of their existence, including **CB Jimmy Smith's** 24-yard INT-TD in Week 1 at Denver. Baltimore is 43-8 all time when tallying a D-TD, and since 2003, ties for NFL's second most (42), going 32-6.

NFL DEFENSIVE TOUCHDOWNS (Since 2003)

Rk.	Team	D-TDs
1.	Green Bay Packers	46
2.	Baltimore Ravens	42
	Chicago Bears	42

INTERCEPTION TDs (Since 2003)

1.	Chicago	33
2.	Baltimore	32
3.	Green Bay	31

HISTORY OF DOMINANCE

Dating back to their 2000 Super Bowl-winning season, the Ravens' "D" ranks in the Top 3 in most significant categories.

TOTAL DEFENSE (Yards Allowed Since 2000)

1.	Pittsburgh	288.4
2.	Baltimore	298.0
3.	NY Jets	316.4

TAKE-AWAYS (Most Since 2000)

1.	Chicago	467
2.	New England	466
3.	Baltimore	463

3RD-DOWN CONV. PCT. (Pct. Since 2000)

1.	Baltimore	34.8
2.	Philadelphia	35.4
3.	Chicago	36.0

INTERCEPTIONS (Most Since 2000)

1.	Green Bay	301
2.	Tampa Bay	291
3.	Baltimore	288

POINTS PER GAME (Fewest Allowed Since 2000)

1.	Baltimore	17.7
2.	Pittsburgh	17.9
3.	New England	18.9

RUSHING YARDS/GAME (Fewest Allowed Since 2000)

1.	Pittsburgh	90.6
2.	Baltimore	92.7
3.	San Francisco	104.3

4TH-DOWN CONV. PCT. (Pct. Since 2000)

1.	Baltimore	41.5
2.	New England	43.2
3.	Philadelphia	43.7

OPPONENT QB RATING (Lowest Since 2000)

1.	Baltimore	73.6
2.	Pittsburgh	76.9
3.	Green Bay	77.4

OFFENSIVE NOTES

BIG DAY IN TAMPA BAY

The Ravens' 48-17 victory at Tampa in 2014 was a record-breaking (or tying) offensive affair. Here are the notable franchise marks from the game:

- **Points in a Road Game:** 48 – Ravens record
- **First-Half Points:** 38 – Ravens record
- **First-Quarter Points:** 28 – Ravens record
- **Points in a Quarter on Road:** 28 (first quarter) – Ravens record
- **Passer Rating:** 149.7, Joe Flacco – Ravens record
- **Passing TDs in a Quarter:** 4 (first quarter), Joe Flacco – Ravens record
- **First Quarter Passing TDs:** 4, Joe Flacco – *ties NFL record*
- **Passing TDs:** 5, Joe Flacco – Ravens record (tied Tony Banks, 9/10/00 vs. Jax.)
- **Total Points in a Half:** 38 (first half) – Ravens 2nd most
- **Total Points:** 48 – Ravens 2nd most (tied with two other occasions)
- **Total TDs:** 6 – Ravens 2nd most (tied with two other occasions)



PLENTY 'O POINTS

In 2014's win at Tampa Bay, Baltimore scored 48 points, tying the franchise's No. 2 single-game mark and setting a new road game standard. The 48 also ranked as the NFL's most road points in 2014.

RAVENS SINGLE-GAME POINTS (Franchise History)

Pts.	Game	Result
55	11/11/12 vs. Oak.	W, 55-20
48	10/12/14 at TB	W, 48-17
48	12/13/09 vs. Det.	W, 48-3
48	12/19/05 vs. GB	W, 48-3

MOST POINTS ON THE ROAD (2014 NFL Season)

Rk.	Team	Pts.	Game
1.	Baltimore	48	10/12 at TB
2.	NY Giants	45	9/25 at Was.
3.	Dallas	44	12/28 vs. Was.
	Indianapolis	44	9/21 at Jax.

ROAD WARRIORS

The Ravens averaged 25.8 points per game *on the road* in 2014, fifth best in the NFL. Baltimore scored at least 23 points in six road games.

NFL POINTS PER GAME ON THE ROAD / 2014 SEASON

Rk.	Team	Points	Points/Game
1.	Dallas Cowboys	275	34.4
2.	Indianapolis Colts	234	29.3
3.	New Orleans Saints	215	26.9
4.	Philadelphia Eagles	213	26.6
5.	Baltimore Ravens	206	25.8

LIMITING MISTAKES

The Ravens committed just 16 turnovers in their 2012 Super Bowl-winning campaign, producing a franchise single-season low. (They had 20 in 2014.) In team history, Baltimore's fewest penalties committed occurred during the 2001 season.

FEWEST PENALTIES (Ravens Single-Season History)

Year	Penalties
2001	89
2010	90
2011	92
1996/2004	94

Ravens had 111 penalties in '14

FEWEST TURNOVERS (Ravens Single-Season History)

Year	TO
2012	16
2014	20
2010	20
2008	21

SUSTAINING SUCCESS

In 2014, Baltimore had just 30 three-and-outs on 182 offensive series, yielding a 16.5% mark, which ranked sixth best in the NFL.

THREE-AND-OUT PERCENTAGE / OFFENSIVE DRIVES / 2014

Rk.	Team	Series	3&O Drives	3&O Pct.
1.	Miami Dolphins	181	23	12.7
2.	Green Bay Packers	169	23	13.6
3.	Dallas Cowboys	179	28	15.6
4.	New Orleans Saints	174	28	16.1
	Pittsburgh Steelers	174	28	16.1
6.	Baltimore Ravens	182	30	16.5

RUN RAVENS, RUN

In 2014, the Ravens produced an NFL-best 24 runs of 20+ yards. Baltimore's run game (126.2 ypg - eighth in the NFL) ranked in the Top 5 in several key rushing categories.

RUSHING FIRST DOWNS (2014 Season)

1.	Seattle	144
2.	Cincinnati	122
3.	Carolina	117
4.	Baltimore	113

RUSHES OF 10+ YARDS (2014 Season)

1.	Seattle	83
2.	Green Bay	67
3.	Baltimore	63
4.	San Francisco	62

4TH QTR. RUSHING YARDS (2014 Season)

1.	Seattle	809
2.	Baltimore	751
3.	New Orleans	594

RUSHES OF 20+ YARDS (2014 Season)

1.	Baltimore	24
2.	Dallas	19
3.	Seattle	17

TOP "O" UNDER JOHN/JOE

The Ravens' Top 5 all-time single-game offensive outputs have come during the **John Harbaugh/QB Joe Flacco** Era. In 2014's Week 6 win at Tampa Bay, Baltimore posted the ninth-most total net yards in team history (475), a figure that stood as a season high and the seventh most during the Harbaugh/Flacco tenure.

RAVENS TOP TOTAL NET YARDS (Single-Game History)

Yards	Game/Date	Results
553	9/25/11 at STL	W, 37-7
548	12/13/09 vs. Det.	W, 48-3
533	12/23/12 vs. NYG	W, 33-14
503	9/23/12 vs. NE	W, 31-30
501	9/13/09 vs. KC	W, 38-24

RAVENS TOP TOTAL YARDS / 2014

10/12 at TB	475	W
09/28 vs. Car.	454	W
11/24 at NO	449	W
12/07 at Mia.	447	W
09/07 vs. Cin.	423	L
12/28 vs. Cle.	419	W
09/21 at Cle.	377	W
10/19 vs. Atl.	371	W

THIRDTASTIC

In 2014's Week 4 win vs. Carolina, the Ravens set a franchise record by converting 76.9% of their third downs (Baltimore was 10-of-13 on the day). The 76.9 mark ranked as the NFL's third-best single-game figure in 2014, bested only by New England's 81.8% on 11/16 at Indy & San Diego's 81.8% at Baltimore on 11/30.

RAVENS THIRD-DOWN CONVERSIONS (Single-Game Franchise Records)

Rk.	Game	Con.-Att.	Pct.
1.	09/28/14 vs. Car.	10-13	76.9*
2.	09/24/00 vs. Cin.	12-17	70.6
3.	11/24/14 at NO	9-13	69.2

* Ranks as the NFL's third-best single-game mark in 2014.

2014: FRANCHISE BESTS

In 2014, the Ravens recorded the most points (409) and total yards (5,838) in single-season team history. The previous bests were 398 points (2012) and 5,723 yards (1996).

RAVENS OFFENSIVE OUTPUT (Single-Season History)

TOTAL POINTS		TOTAL NET YARDS	
Year	Points	Year	Yards
2014	409	2014	5,838
2012	398	1996	5,723
2009	391	2012	5,640
2003	391	2009	5,619
2008	385	2011	5,419

ALL-TIME RESULTS / TRENDS

RAVENS ALL-TIME RECORDS

	<u>Overall Record</u>	<u>Home</u>	<u>Away</u>
Overall	168-136-1	106-45-1	62-91
In M&T Bank Stadium (since 1998)	99-37	99-37	n/a
Coached by Ted Marchibroda	16-31-1	11-12-1	5-19
Coached by Brian Billick	80-64	50-22	30-42
Coached by John Harbaugh	72-41	45-11	27-30
vs. AFC Teams	129-108	82-42	47-66
vs. AFC North	45-33	28-11	17-22
vs. AFC Central (1996-2001)	26-28	13-14	13-14
vs. AFC East	19-18	13-5	6-13
vs. AFC South	14-14	10-4	4-10
vs. AFC West	21-15	14-5	7-10
vs. NFC Teams	44-29-1	29-6-1	15-23
vs. NFC North	6-6	5-1	1-5
vs. NFC Central (1996-2001)	3-5	3-1	0-4
vs. NFC East	12-6-1	7-1-1	5-5
vs. NFC South	10-6	5-3	5-3
vs. NFC West	13-6	9-0	4-6
On Monday Night Football - ABC/ESPN	10-9	4-2	6-7
On NBC/ESPN - Sunday Night or Thursday Night	15-13	11-5	4-8
On NFL Network	4-2	3-0	1-2
In Overtime	11-9-1	7-2-1	4-7
Ravens Shutout Wins	10-0	5-0	5-0
In Season Openers	9-11	6-4	3-7
Indoors	6-12	n/a	6-12
Note: Baltimore has played in Houston's Reliant/NRG Stadium five times (3-2), Indy's Lucas Oil Stadium twice (0-2) and Dallas' Texas Stadium once (1-0). Three of those games at Reliant Stadium (12/13/10, 10/21/12 & 12/21/14) came when the roof was closed, meaning those games were "indoors," while the other games listed are considered "outdoors" due to open roofs.			
In August	0-1	0-1	0-0
In September	40-26	27-6	13-20
In October	32-39	18-14	14-25
In November	47-35-1	27-11-1	20-24
In December	44-33	31-13	13-20
In January	5-2	3-0	2-2

RAVENS TRENDS

<u>Team</u>	<u>Since 2000</u>	<u>Since 2008</u>	<u>2015</u>
Record	144-97	72-41	0-1
vs. AFC North (since 2002)	45-33	27-15	0-0
vs. AFC	107-75	53-32	0-1
vs. NFC	37-22	19-9	0-0
Home	91-29	45-11	0-0
Away	53-68	27-30	0-1
On grass	58-52	20-16	0-1
Artificial turf	86-45	52-25	0-0
Outdoors	139-88	66-36	0-1
Indoors	5-9	4-4	0-0
September	32-19	17-8	0-1
October	29-28	13-12	0-0
November	42-23	22-9	0-0
December	36-26	17-12	0-0
January	5-1	3-0	0-0
Leading at halftime	112-17	57-11	0-0
Trailing at halftime	23-69	10-27	0-1
Tied at halftime	9-11	5-3	0-0
Tied after 3 quarters	3-6	1-2	0-0
Leading After 3 quarters	123-13	65-11	0-0
Trailing after 3 quarters	19-77	6-31	0-1
Decided by 7 points or less	57-52	26-28	0-1
Decided by 3 points or less	33-31	17-17	0-0
When scoring first	97-27	52-12	0-0
When not scoring first	47-70	20-29	0-1
Positive or even turnover ratio	121-30	57-17	0-0
Negative turnover ratio	23-68	15-24	0-1
Winning penalty ratio	66-41	35-15	0-1
Losing penalty ratio	68-48	31-20	0-0
Overtime	8-7	5-4	0-0
When returning a KOR for a TD	5-2	5-1	0-0
When returning a PR for a TD	7-2	3-0	0-0

<u>Offense</u>	<u>Since 2000</u>	<u>Since 2008</u>	<u>2015</u>
Scoring 20 or more points	110-30	59-15	0-0
Scoring 30 or more points	50-4	30-2	0-0
Having 20 or more first downs	63-33	41-14	0-0
Totaling 350 or more net yards	64-26	39-11	0-0
At least 35 minutes time of poss.	37-5	17-3	0-0
Rushing for 150 or more yards	49-12	24-4	0-0
When not throwing an INT	83-14	45-7	0-0
With a 100-yard rusher	50-18	22-5	0-0
Without a 100-yard rusher	94-79	50-36	0-1
With a 100-yard receiver	32-15	19-8	0-0
Without a 100-yard receiver	112-82	53-33	0-1
With a 300-yard passer	18-11	15-6	0-0
Without a 300-yard passer	126-86	57-35	0-1
<u>Defense</u>	<u>Since 2000</u>	<u>Since 2008</u>	<u>2015</u>
When scoring a defensive TD	37-6	14-3	0-1
When returning an INT for a TD	31-3	13-2	0-1
When returning a fumble for a TD	7-3	2-1	0-0
Recording 3 or more sacks	78-29	32-15	0-1
Holding opp. under 250 net yards	41-5	25-5	0-1
Holding opp. under 21 points	114-33	57-12	0-1
Holding opp. under 15 points	93-14	45-4	0-0
Allowing a 100-yard rusher	13-19	6-8	0-0
Not allowing a 100-yard rusher	130-79	66-33	0-1
Allowing a 100-yard receiver	30-31	13-15	0-1
Not allowing a 100-yard receiver	115-65	59-26	0-1
Allowing a 300-yard passer	21-17	13-9	0-0
Not allowing a 300-yard passer	122-80	59-32	0-1

RAVENS PLAYER NOTES

FRANCHISE LEADERS



In the 2014 48-17 win at Tampa Bay, **QB Joe Flacco** tied a franchise record by throwing 5 TD passes (all occurring in the first 16:03 of the game). Flacco became the fastest QB in NFL history to throw 5 scores in a game. In 2014, the seven-year veteran was 344-of-554 for 3,986 yards, 27 TDs and 12 INTs.

RAVENS ALL-TIME PASSING LEADERS (Franchise History)

Rk.	Player	G	Att	Cmp	Pct	Yards	TD	INT	Rate
1.	Joe Flacco	113	3,689	2,231	60.5	25,648	148	92	84.4
2.	Kyle Boller	53	1,311	746	56.9	7,846	45	44	71.9
3.	V. Testaverde	29	1,019	596	58.5	7,148	51	34	82.8

A BANNER YEAR

QB Joe Flacco set career highs in yards (3,986) and TD passes (27) in 2014. His previous bests were 3,912 yards (2013) and 25 TDs (2010). Flacco's 3,986 yards rank as the second most in Ravens single-season history (4,177 by Vinny Testaverde in 1996).

In 2014, Flacco helped the Ravens record the most points (409) and total yards (5,838) in single-season team history. The previous bests were 398 points (2012) & 5,723 yards (1996).

RAVENS OFFENSIVE OUTPUT / SINGLE-SEASON HISTORY

TOTAL POINTS		TOTAL NET YARDS	
Year	Points	Year	Yards
2014	409	2014	5,838
2012	398	1996	5,723
2009/2003	391	2012	5,640

LEADER OF 300s

QB Joe Flacco owns a team-record 21 300-yard passing games, including five in 2014 (vs. Cin., vs. Car., at TB, at Pit. and vs. Cle.).

300-YARD PASSING GAMES (Ravens Single Season)

1. Joe Flacco (2014) 5
Joe Flacco (2012) 5
V. Testaverde (1996) . . 5
4. Joe Flacco (2011) 4
5. Joe Flacco (2013, 2009) . . 3

300-YARD PASSING GAMES (Ravens History)

1. Joe Flacco (2008-14) . . . 21
2. V. Testaverde (1996-97) . . 8
3. Steve McNair (2006-07) . . 2
Jeff Blake (2002) 2
Eric Zeier (1996-97) 2

RAVENS RECORDS

QB Joe Flacco has also posted three of the Top 4 passing games and five of the Top 6 passing seasons in team history.

RAVENS SINGLE-GAME PASSING YARDS

Yards	Player	Opp./Date
429	Vinny Testaverde	vs. STL, 10/27/96
389	Joe Flacco	at STL, 9/25/11
385	Joe Flacco	at Min., 10/18/09
382	Joe Flacco	vs. NE, 9/23/12

RAVENS SINGLE-SEASON PASSING YARDS

Rk.	Player (Year)	Cmp-Att	Pct.	Yards	TD	INT	Rate
1.	V. Testaverde ('96)	325-549	59.2	4,177	33	19	88.7
2.	Joe Flacco ('14)	344-554	62.0	3,986	27	12	91.0
3.	Joe Flacco ('13)	362-614	59.0	3,912	19	22	73.1
4.	Joe Flacco ('12)	317-531	59.7	3,817	22	10	87.7
5.	Joe Flacco ('10)	306-489	62.6	3,622	25	10	93.6

QB Rating Quick Hits:

- Flacco owns a franchise-record 39 100-plus single-game QB ratings.

JUST-WIN JOE

- Joe Flacco's 82 total wins (including playoffs) tie (Tom Brady) for the most among starting QBs since 2008.

- Flacco has 45 career regular season wins at home, second only to Tom Brady (46) for the most among starting QBs since Flacco entered the NFL in 2008.

- Flacco is 33-7 in home games dating back to 2010.

- Baltimore is 34-5 when Flacco produces at least a 100.0 passer rating.

- Baltimore is 21-3 when Flacco is at 110.0 or better.

- Flacco's 72 reg. season wins from 2008-14 are the most by a starting QB in his first seven seasons in NFL history.

MOST TOTAL WINS BY QBs (Includes Playoffs / Since 2008)

Rk.	Player	Record
1.	Joe Flacco	82-46
	Tom Brady	82-28
3.	Peyton Manning	79-28
4.	Aaron Rodgers	77-38
5.	Drew Brees	75-45

MOST CONSECUTIVE STARTS BY QUARTERBACKS (Active Streaks / Regular Season)

Rk.	Player	Starts
1.	Eli Manning	168
2.	Philip Rivers	145
3.	Joe Flacco	113

MOST REG. SEASON WINS BY QUARTERBACKS (First Seven Seasons / NFL History)

Rk.	Player	Wins
1.	Joe Flacco (2008-14)	72
2.	Tom Brady (2000-06)	70
3.	Ben Roethlisberger (2004-10)	69

PLAYOFF PERFECTION

Super Bowl XLVII MVP **QB Joe Flacco** was masterful during the Ravens' 2012 playoff run, completing 73 of 126 passes for 1,140 yards, 11 TDs and 0 INTs to produce a 117.2 passer rating. Flacco joined Hall of Fame QB Joe Montana (1989) as the only players to produce 11 TDs and 0 INTs during an NFL postseason.

JOE FLACCO STATISTICS / 2012 PLAYOFFS

Game (Opp./Rd.)	Cmp-Att	Pct.	Yards	TD	INT	Rate
1/06/13 vs. Ind. (WC)	12-23	52.2	282	2	0	125.6
1/12/13 at Den. (Div.)	18-34	52.9	331	3	0	116.2
1/20/13 at NE (AFC)	21-36	58.3	240	3	0	106.3
2/03/13 at SF (SB)	22-33	66.6	287	3	0	124.2
Totals (Record: 4-0)	73-126	57.9	1,140	11	0	117.2

Flacco Quick Hits:

- In his final six games of 2012 (including playoffs and dating back to 12/23 of the regular season), Flacco was 102-of-170 for 1,483 yards, 13 TDs and 0 INTs, producing a 113.9 passer rating.
- Flacco, Joe Montana (1989) and Kurt Warner (2008) are the only QBs in NFL history to throw 11 TDs in a single postseason. Neither Flacco nor Montana threw an INT in their postseasons.
- In the Ravens' last 10 playoff games (since the 2010 season), Flacco is 196-of-327 for 2,563 yards, 24 TDs and 4 INTs (104.1 rating).

POSTSEASON BESTS

PASSING YARDS (Single-Season Playoff History)

1. Eli Manning (2011) . . . 1,219
2. Kurt Warner (2008) . . . 1,147
3. Joe Flacco (2012) . . . 1,140

PASSING FIRST DOWNS (Single-Season Playoff History)

1. Eli Manning (2011) 61
2. Tom Brady (2014) 55
Peyton Manning (2006) . . . 55
4. Joe Flacco (2012) 53
Aaron Rodgers (2010) . . . 53

PASSING TOUCHDOWNS (Single-Season Playoff History)

1. Joe Flacco (2012) 11
Joe Montana (1989) 11
Kurt Warner (2008) 11

PASSER RATING (Min. 80 Att.) (Single-Season Playoff History)

1. Joe Montana (1989) . . . 146.4
2. Troy Aikman (1992) . . . 126.4
3. Joe Flacco (2012) . . . 117.2
Steve Young (1994) . . . 117.2
5. Joe Montana (1988) . . 117.0

RAVENS PLAYER NOTES

JANUARY JOE



• In the Ravens' last 10 playoff games (since the 2010 season), Flacco is 196-of-327 for 2,563 yards, 24 TDs and 4 INTs (104.1 rating). He has led the Ravens to a 7-3 record in these contests.

• In Baltimore's last six playoff games (5-1 record), Flacco has thrown 17 TDs and 2 INTs. Completing 119 of 200 passes for 1,691 yards, he owns a magnificent 111.1 QB rating.

• Flacco has thrown at least 2 TDs in eight-straight playoff games, marking the longest streak in NFL postseason history.

• Flacco has 24 career postseason TD passes, the most in a player's first seven seasons in NFL playoff history.

• Flacco's streak of 197 passes without throwing an INT in the postseason (from 1/22/12 to 1/10/15) is the second longest in NFL playoff history (Drew Brees, 226). Joe Montana (179 from 1989-91) and Steve Young (173 from 1994-96) are third and fourth, respectively.

• Among active passers, Flacco's 25 playoff TD passes rank as the NFL's third most (Tom Brady - 53 and Peyton Manning - 38).

• Flacco's 3,223 career passing yards in the playoffs rank fifth most among active quarterbacks (Tom Brady - 7,345; Peyton Manning - 6,800; Drew Brees - 3,539 and Ben Roethlisberger - 3,484).

• Flacco's 10 career playoff victories (since 2008) are the most among NFL quarterbacks during this time.

• Flacco has seven career road wins in the playoffs (including two apiece in each of the 2008 and 2012 campaigns), ranking as the most by a QB in league history (Eli Manning is next with five).

PLAYOFF WINS (BY QBs / SINCE 2008)

1. Joe Flacco	10
2. Tom Brady	7
3. Aaron Rodgers	6
Russell Wilson	6

ROAD PLAYOFF WINS (BY QBs / NFL HISTORY)

1. Joe Flacco	7
2. Eli Manning	5
3. L. Dawson, J. Delhomme	4
M. Sanchez, R. Staubach	4

FLACCO SPLITS

Here are Baltimore's regular season records since 2008 when **QB Joe Flacco** hits a certain milestone or plays in a particular game:

With 300 passing yards	15-6	On Grass	20-16
With 3-or-more TD passes	11-2	vs. AFC North	27-15
When not throwing an INT	46-8	vs. AFC	53-32
With at least 4 comps. of 25+ yards	9-3	vs. NFC	19-9
With at least a 100 QB rating	34-5	In September	17-8
With at least a 110 QB rating	21-3	In October	13-12
When not sacked	14-3	In November	22-9
Playing in < 40 degree weather	10-5	In December/January	20-12
On Turf	52-25	In season's final four games	19-9

FLACCO IS THE FASTEST

QB Joe Flacco threw 5 TD passes in the 2014 48-17 win at TB, becoming the fastest QB since the 1970 AFL-NFL merger to reach the 5-passing TD mark in a game. He more than doubled the next quickest time, set by Ben Roethlisberger in 2007. (Source: Elias SB)

FASTEST QUARTERBACKS TO REACH 5 TDs IN GAME (Since 1970 Merger)

Quarterback	Time	Date/Game
Joe Flacco (Bal.)	16:03	10/12/14 at TB
Ben Roethlisberger (Pit.)	28:09	11/5/07 vs. Bal.
Donovan McNabb (Phi.)	28:12	12/5/04 vs. GB
Tommy Kramer (Min.)	28:55	9/28/86 vs. GB
Peyton Manning (Ind.)	29:03	9/26/04 vs. GB

More about the 5-TD performance at Tampa Bay:

• Flacco became the first NFL QB since Tommy Kramer (in 1986) to throw 4 TDs in a first quarter

• Flacco's 4 passing TDs in the first quarter are the most in *any* quarter in Ravens franchise history.

• Flacco's 5 total passing TDs tie (Tony Banks, 9/10/00 vs. Jax) for the most in Ravens single-game history.

• Flacco's 149.7 passer rating set a franchise record and was the NFL's eighth best in 2014. He was 21-of-28 (75.0%) for 306 yards and 0 INTs.

• Flacco connected with four different receivers on his 5 TDs (Torrey Smith - 2, **Kamar Aiken**, **Michael Campanaro** and **Steve Smith Sr.**).

GAME-WINNING DRIVES 21 (19 REGULAR SEASON, 2 PLAYOFFS)

GAME-WINNING DRIVES IN FOURTH QUARTER OR OVERTIME (21 TOTAL)

Date/Opp.	Drive Length	Scoring Play	Time Left	Score
11/2/08 at Cle.	5 plays, 59 yards in 1:54	Stover 22-yard field goal	5:36	30-27
1/10/09 at Ten. (Div.)	9 plays, 51 yards in 3:30	Stover 43-yard field goal	0:53	13-10
9/13/09 vs. KC	8 plays, 74 yards in 3:15	Clayton 31-yard pass from Flacco	2:06	38-24
11/29/09 vs. Pit.	6 plays, 17 yards in 3:23	Cundiff 29-yard field goal	6:42 (OT)	20-17
9/26/10 vs. Cle.	10 plays, 69 yards in 5:41	Boldin 27-yard pass from Flacco	9:13	21-17
10/3/10 at Pit.	4 plays, 40 yards in 0:36	Houshmandzadeh 18-yard pass from Flacco	0:32	17-14
10/24/10 vs. Buf.	4 plays, 9 yards in 1:58	Cundiff 38-yard field goal	10:54 (OT)	37-34
12/19/10 vs. NO	5 plays, 66 yards in 1:31	Cundiff 32-yard field goal	10:03	27-24 (30-24 final)
10/30/11 vs. Ari.	5 plays, 37 yards in 0:52	Cundiff 25-yard field goal	0:00	30-27
11/6/11 at Pit.	13 plays, 92 yards in 2:16	T. Smith 26-yard pass from Flacco	0:08	23-20
11/24/11 vs. SF	16 plays, 76 yards in 7:34	Pitta 8-yard pass from Flacco	14:56	13-6 (16-6 final)
9/23/12 vs. NE	7 plays, 70 yards in 1:55	Tucker 27-yard field goal	0:00	31-30
11/04/12 at Cle.	9 plays, 81 yards in 4:22	T. Smith 19-yard pass from Flacco	4:26	22-15 (25-15 final)
11/25/12 at SD	12 plays, 40 yards in 3:09	Tucker 38-yard field goal	0:00	13-13
	12 plays, 69 yards in 3:49	Tucker 38-yard field goal	1:07 (OT)	16-13
1/12/13 at Den. (Div.)	3 plays, 77 yards in :38	J. Jones 70-yard pass from Flacco	0:31	35-35
	6 plays, 16 yards in 2:33	Tucker 47-yard field goal	13:18 (2OT)	38-35
10/06/13 at Mia.	7 plays, 34 yards in 2:25	Tucker 44-yard field goal	1:42	26-23
11/10/13 vs. Cin.	8 plays, 28 yards in 4:34	Tucker 46-yard field goal	5:27 (OT)	20-17
12/8/13 vs. Min.	5 plays, 80 yards in 0:41	M. Brown 9-yard pass from Flacco	0:04	29-26
12/16/13 at Det.	7 plays, 24 yards in 1:43	Tucker 61-yard field goal	0:38	18-16
09/21/14 at Cle.	6 plays, 37 yards in 1:58	Tucker 32-yard field goal	0:00	23-21
12/28/14 vs. Cle.	2 plays, 69 yards in :50	T. Smith 16-yard pass from Flacco	7:33	13-10 (20-10 final)

RAVENS PLAYER NOTES

STILL GOING STRONG



In his 15th NFL campaign, **WR Steve Smith Sr.** continues to add to an already illustrious career while playing his second season in Baltimore. The five-time Pro Bowler has recorded eight 1,000-yard campaigns dating back to 2001, which is the highest active total in the league.

MULTIPLE SEASONS WITH 1,000 RECEIVING YARDS (Active NFL Wide Receivers)

Rk.	Player (Team)	Seasons
1.	Steve Smith Sr. (Bal.)	8
2.	Anquan Boldin (SF)	7
	Andre Johnson (Ind.)	7
	Brandon Marshall (NYJ)	7
5.	Marques Colston (NO)	6
	Larry Fitzgerald (Ari.)	6
	Calvin Johnson (Det.)	6
	Roddy White (Atl.)	6

MOVING ON UP

WR Steve Smith Sr. ranks 14th all-time in NFL receiving yards, producing 13,275 during his career. That mark also currently places second among active NFL WRs.

Rk.	Player (Years)	Rec.	Yards	TDs
10.	Cris Carter (1987-2002)	1,101	13,899	130
11.	Henry Ellard (1983-98)	814	13,777	65
12.	Andre Johnson (2003-15)*	1,016	13,621	64
13.	Torry Holt (1999-2009)	920	13,382	74
14.	Steve Smith Sr. (2001-15)*	917	13,275	73
15.	Andre Reed (1985-2000)	951	13,198	87
16.	Steve Largent (1976-89)	819	13,089	100
17.	Irving Fryar (1984-2000)	851	12,785	84
18.	Art Monk (1980-95)	940	12,721	68

* Active players

SMITH SR.'S 100s

WR Steve Smith Sr. ranks second among active WRs with 47 career 100-yard receiving games (and ties for seventh in NFL history).

CAREER 100-YARD RECEIVING GAMES / NFL HISTORY

Rk.	Player (Career)	Total
1.	Jerry Rice (1985-2006)	76
2.	Randy Moss (1998-2010, 2012)	64
3.	Marvin Harrison (1996-2008)	59
4.	Andre Johnson (2003-15)*	51
	Terrell Owens (1996-2011)	51
6.	Don Maynard (1958-73)	50
7.	Steve Smith Sr. (2001-15)*	47
	Torry Holt (1999-2009)	47
	Michael Irvin (1988-99)	47
10.	Jimmy Smith (1992-2005)	46
11.	Isaac Bruce (1994-2009)	45
12.	Tim Brown (1988-2004)	43
	James Lofton (1978-93)	43
	Reggie Wayne (2001-14)	43

Smith Sr. 100 Quick Hit:

• Smith Sr. had 4 100-yard receiving games in 2014, posting a team-best 1,065 yards on 79 catches (he had 6 TDs, too, second for the Ravens). Smith Sr.'s four 100-yard receiving games tie Mark Clayton (2006) & Michael Jackson (1996) for the most in a Ravens' single season.

BIG-PLAY SMITH SR.

WR Steve Smith Sr. leads all active NFL passing targets with 129-career 25-plus-yard catches. Smith Sr. bodes well in that category over the past 20 years, too, ranking fifth overall. With his 56-yard TD reception in 2014's Week 6 win at Tampa Bay, Smith Sr. now has 30-career catches of 50-or-more yards, also the most among active players. Of those 30, 18 have produced TDs.

25-PLUS-YARD RECEPTION LEADERS

(Active NFL WRs)		25+ Rec.	(NFL WRs / Since 1995)		25+ Rec.
Rk.	Players		Rk.	Players	
1.	Steve Smith Sr.	129	1.	Randy Moss	161
2.	Andre Johnson	105	2.	Terrell Owens	158
3.	Larry Fitzgerald	102	3.	Isaac Bruce	137
4.	Anquan Boldin	98	4.	Marvin Harrison	134
5.	Calvin Johnson	94	5.	Steve Smith Sr.	129

IN GOOD COMPANY

WR Steve Smith Sr. has posted the NFL's second-most receiving yards (13,275) among active players. His 917 career catches stand fourth most among the NFL's active leaders.

NFL RECEIVING YARDS LEADERS / ACTIVE

Rk.	Player	Rec.	Yards	Avg.	LG	TDs
1.	Andre Johnson	1,016	13,621	13.4	77t	64
2.	Steve Smith Sr.	917	13,275	14.5	80t	73
3.	Anquan Boldin	944	12,442	13.2	79t	70
4.	Larry Fitzgerald	915	12,238	13.4	80t	89

THE LONG BALL

In **WR Steve Smith Sr.**'s debut as a Raven (9/7/14 vs. Cin.), he posted an 80-yard TD catch that tied a career high (10/16/05 at Det.). The long bomb also ranks as the fifth-longest passing play in Ravens history and the fourth-longest TD reception.

RAVENS LONGEST RECEPTIONS / FRANCHISE HISTORY

Yards	Player	Game/Opponent
92	Derrick Alexander	12/7/97 vs. Sea.
87t	Mark Clayton	12/10/06 at KC
86t	Michael Jackson	12/22/96 vs. Hou.
83t	Derrick Alexander	12/21/97 at Cin.
80t	Steve Smith Sr.	9/7/14 vs. Cin.

Big Strike Quick Hit - NFL History:

• Smith Sr. had TD catches of 80, 61 and 56 yards in 2014, becoming the fourth player in NFL history with 3 TD catches of 50+ yards in a season at age 35-plus. He joins James Lofton (1991), Jerry Rice (1998) and Joey Galloway (2007) in the select group.

SMITH SR. SCORING

ACTIVE TOUCHDOWN LEADERS

Rk.	Player	Total TDs
1.	Antonio Gates	99
2.	Adrian Peterson	91
3.	Larry Fitzgerald	89
4.	Steve Smith Sr.	81
5.	Marshawn Lynch	80

Steve Smith Sr.'s 81 total career TDs rank fourth most among active players.


He has 73 receiving (including 6 in 2014), 2 rushing, 4 PR and 2 KOR scores during his outstanding NFL career.

✓ **WR Steve Smith Sr.** and new Hall of Fame inductee Tim Brown are the only players in NFL history to eclipse 13,000 receiving yards & 4,000 return yards.

✓ Smith Sr. and Brown are also the only players ever to post 900 catches and score a rushing, receiving, PR & KOR TD.

RAVENS PLAYER NOTES

SUGGS SIDELINED IN 2015



OLB Terrell Suggs, the 2011 Defensive Player of the Year and Ravens' all-time sacks leader (106.5), suffered a season-ending Achilles injury in Week 1 at Denver. Suggs was coming off a 2014 campaign in which he had 12 sacks, producing the sixth double-digit sack season of his career. Impressively, Suggs is one of just three NFL players (DeMarcus Ware and Jared Allen) to have 10+ sacks in four of the past five seasons (2010-14).

RAVENS ALL-TIME SACKS / CAREER LEADERS

Rk.	Player (Years)	Sacks
1.	Terrell Suggs (2003-present)	106.5
2.	Peter Boulware (1997-2005)	70.0
3.	Michael McCrary (1997-2002)	51.0
4.	Ray Lewis (1996-2012)	41.5

RAVENS ALL-TIME TACKLES / CAREER LEADERS

Rk.	Player (Years)	Tackles
1.	Ray Lewis (1996-2012)	2,643
2.	Terrell Suggs (2003-present)	823
3.	Kelly Gregg (2001-2010)	721
4.	Ed Reed (2002-12)	661

SUGGS' CAREER SACKS (Most vs. a Single Team)

1. Cleveland Browns16
2. Pittsburgh Steelers14.5
3. Cincinnati Bengals8.5
4. Miami Dolphins8.5

Note: Including playoffs, Suggs has totaled 19.5 sacks vs. Pittsburgh.

RAVENS SACKS LEADERS (Single-Season Records)

1. Elvis Dumervil (2014) 17
2. Peter Boulware (2001) 15
3. Michael McCrary (1998) 14.5
4. Terrell Suggs (2011) 14
5. Trevor Pryce (2006) 13
6. Terrell Suggs (2014, 2003) . . . 12

AN ELITE GROUP

OLB Terrell Suggs' 106.5 sacks rank fifth among active players, while his 760 yards lost also stand fifth. Suggs had a team-, career- and AFC-high 14 sacks in 2011. He posted 10 QB drops during the 2013 campaign and then had 12 in 2014.

NFL SACKS LEADERS / ACTIVE PLAYERS

Rk.	Player	Sacks	Yards
1.	Jared Allen (Chi.)	134.0	838.5
2.	DeMarcus Ware (Den.)	128.0	812.5
3.	Julius Peppers (GB)	127.0	780.0
4.	Robert Mathis (Ind.)	111.0	777.5
5.	Terrell Suggs (Bal.)	106.5	760.0
6.	Mario Williams (Buf.)	91.0	523.5
7.	Elvis Dumervil (Bal.)	90.0	580.0
8.	Trent Cole (Ind.)	85.5	663.5
9.	Tamba Hali (KC)	79.5	513.5

Suggs Quick Hits:

- The Ravens are 63-24 all time when Suggs records at least a half-sack. Baltimore is 15-1 when he tallies 2 or more sacks and 5-0 when he posts 3 sacks.
- Suggs had 12 sacks in 2014, 1 of which produced a safety in the Week 7 win over Atlanta. Suggs' safety is the eighth in franchise history and first since 2008.

RAVENS FORCED FUMBLES (Career Leaders)

1. Terrell Suggs 29
2. Ray Lewis 20
3. Adalius Thomas 15

RAVENS FUMBLE RECOVERIES (Career Leaders)

1. Ray Lewis 20
2. Terrell Suggs 13
3. Ed Reed 10

SACKS OF DOOM



In 2013, the Ravens signed free agent **OLB Elvis Dumervil**, who spent his first seven seasons with Denver. Dumervil has totaled 332 tackles (238 solo), 90 sacks, 21 FFs, 10 FRs, 1 INT and 15 passes defended in his career. He had a team-high (and single-season franchise record) 17 QB drops in 2014, which also ranked third in the NFL. Since entering the NFL in 2006, Doom's 90 sacks stand fourth among all players.

NFL SACKS LEADERS (Since 2006)

Rk.	Player	Sacks	Yards
1.	DeMarcus Ware (Den.)	120.0	765.5
2.	Jared Allen (Chi.)	114.0	726.5
3.	Mario Williams (Buf.)	91.0	523.5
4.	Elvis Dumervil (Bal.)	90.0	580.0

ELVIS HEADLINES

Ravens **OLB Elvis Dumervil** played remarkably well in 2014. Tying a career high from 2009, "Doom" ranked third in the NFL in sacks (17) and set the Ravens' single-season sacks record. Over the past three years, he has registered 26.5 QB drops, a mark that ranks fifth in the NFL. Impressively, Dumervil's -127.5 sacks yards in 2014 ranked as the league's second most, behind J.J. Watt's 140.0 on 20.5 sacks.

NFL SACKS LEADERS (2014 Season)

1. Justin Houston 22
2. J.J. Watt 20.5
3. Elvis Dumervil 17
4. C. Barwin/M. Williams . . . 14.5

RAVENS SACKS LEADERS (Single-Season Records)

1. Elvis Dumervil (2014) 17
2. Peter Boulware (2001) 15
3. Michael McCrary (1998) . . . 14.5
4. Terrell Suggs (2011) 14

DOOM'S DUAL SACKS

Though he missed the 2010 campaign due to injury (torn pectoral), **OLB Elvis Dumervil's** 29 games with at least 1.5 sacks are tied (DeMarcus Ware) for the NFL's second most since 2006. "Doom" had 7 such games in 2014, helping the Ravens produce the NFL's second most QB drops (49, tied with Philadelphia).

MULTIPLE-SACK (1.5 OR MORE) GAMES (Since 2006)

Rk.	Player	Multiple Sack Games
1.	Jared Allen (Chi.)	31
2.	Elvis Dumervil (Bal.)	29
	DeMarcus Ware (Den.)	29
4.	Robert Mathis (Ind.)	23
	Julius Peppers (GB)	23

MOST NFL SACKS (Since 2013)

1. Justin Houston 34
2. J.J. Watt 33
3. Robert Quinn 31.5
4. Mario Williams 27.5
5. Elvis Dumervil 26.5

BALTIMORE BOOKENDS

OLB Elvis Dumervil (17) and **OLB Terrell Suggs** (12) combined to produce the most sacks (29) among any NFL duo in 2014. Dumervil's 17 ranked as the league's third most, while Suggs produced his sixth-career double-digit sack campaign.

NFL'S TOP SACK DUOS / (2014 SEASON)

Rk.	Team	Player (Sacks)	Player (Sacks)	Cmb. Sacks
1.	Bal.	Elvis Dumervil (17)	Terrell Suggs (12)	29.0
2.	Buf.	Mario Williams (14.5)	Marcell Dareus (10)	24.5
3.	Den.	Von Miller (14)	DeMarcus Ware (10)	24.0

RAVENS PLAYER NOTES

MASTERFUL MOSLEY



The first-ever Ravens' rookie to earn Pro Bowl honors, **LB C.J. Mosley**, Baltimore's 2014 first-round draft choice (17th overall), was the NFL's only player with at least 125 tackles, 3 sacks and 2 interceptions last season. Named the NFL's Defensive Rookie of the Month in October, Mosley topped his class with 129 tackles (eighth in the NFL).

RAVENS TACKLES BY A ROOKIE (Single-Game History)

Player (Game)	Tackles
Ray Lewis (10/27/96 vs. STL)	16
C.J. Mosley (10/5/14 at Ind.)	14
C.J. Mosley (10/26/14 at Cin.)	13
Ray Lewis (9/8/96 at Pit.)	13
Ray Lewis (12/22/96 vs. Hou.)	13

Mosley Quick Hits:

- Mosley was the NFL's only player to post at least 125 tackles, 3 sacks and 2 INTs in 2014.
- Mosley, Daryl Smith (2013) and Ray Lewis (1998, 1999, 2000 & 2001) are the only Ravens to register at least 115 tackles, 3 sacks and 2 INTs in a season.
- Mosley finished second to Rams DT Aaron Donald in the 2014 AP NFL Defensive Rookie of the Year voting.

NFL'S MOST TACKLES (2014 Season)

Rk.	Player	Tackles
1.	Luke Kuechly	153
2.	DeAndre Levy	150
3.	Lavonte David	146
4.	Curtis Lofton	145
5.	Paul Worrlow	143
6.	D'Qwell Jackson	140
7.	Lawrence Timmons	132
8.	C.J. Mosley	129

D. SMITH'S A STUD



Ravens **LB C.J. Mosley** and **LB Daryl Smith** were two of only three NFL defenders to register at least 125 tackles, an INT, a sack, a fumble recovery & a forced fumble in 2014. For Smith specifically, he is one of just two NFL players (Lavonte David) to post at least 250 tackles, 5 sacks, 4 INTs and 4 forced fumbles over the past three seasons (2013-15).

NFL DEFENDERS W/ AT LEAST 125 TACKLES, 1 INT, 1 SACK, 1 FORCED FUMBLE & 1 FUMBLE RECOVERY (2014 Season)

Player	Tack.	Sacks	Yds	INT	Yds	PD	QBH	FF	FR
Luke Kuechly (Car.)	153	3	19	1	0	11	4	1	1
C.J. Mosley (Bal.)	129	3	16	2	23	8	12	1	1
Daryl Smith (Bal.)	127	1	7	1	0	9	3	2	1

- ✓ Ravens **LB Daryl Smith** (27.5/10) is one of three active NFL players (Julius Peppers & Karlos Dansby) with at least 25 sacks & 10 INTs in a career.
- ✓ Smith's 30 passes defended since 2013 rank as the NFL's most among all linebackers. (He had 2 in Week 1 at Denver.)

A CAREER YEAR



Eighth-year veteran **RB Justin Forsett** had a career season in 2014, earning his first Pro Bowl invite. Forsett, who, posted 1,266 rush yards and 8 TDs. He set new single-season career highs, breaking his previous bests of 619 yards and 4 TDs from 2009 while playing for Seattle.

RUSHING YARDS (2014 Season)

- DeMarco Murray... 1,845
- Le'Veon Bell... 1,361
- LeSean McCoy... 1,319
- Marshawn Lynch... 1,306
- Justin Forsett... 1,266**

RUSHES OF 10+ YARDS (2014 Season)

- DeMarco Murray... 45
- Justin Forsett... 40**
- Eddie Lacy... 38

RUSHING AVERAGE (2014 Season)

- Russell Wilson... 7.19
- Colin Kaepernick... 6.14
- Justin Forsett... 5.39**
- Cam Newton... 5.23
- Lamar Miller... 5.09

RUSHES OF 20+ YARDS (2014 Season)

- Justin Forsett... 17**
- DeMarco Murray... 15
- Four players... 9

- ✓ **RB Justin Forsett** set a Ravens' single-season record by producing 17 runs of 20-plus yards, breaking Jamal Lewis' record of 16 in 2003. Forsett's 5.4 rushing average in 2014 also set a Ravens' single-season record.

FORSETT BIG IN NOLA

RB Justin Forsett posted a career-high 182 rushing yards and 2 TDs on 22 carries in the 34-27 win at New Orleans (11/24/14). Here are several fast facts about his performance:

- Forsett's 182 stands as the ninth-best single-game rushing output in Ravens history, while his 8.3 average ranks eighth (min. 10 attempts).
- The 182 ranked as the NFL's fourth-best single-game mark in 2014, only trailing a 201-yard game by Jonas Gray and 204-yard and 185-yard performances by Le'Veon Bell.
- Only three times before in Ravens history has a RB rushed for at least 180 yards and 2 TDs: Jamal Lewis (295 & 2 on 9/14/03 vs. Cle.), Jamal Lewis (205 & 2 on 12/21/03 at Cle.) and Ray Rice (191 & 2 on 1/1/12 at Cin.)

WHAT BROWN CAN DO



WR Marlon Brown, an undrafted rookie free agent in 2013, had 7 TD catches that season, tying WR Torrey Smith (7 in 2011) for the team rookie record and the most (tied w/ Detroit TE Joseph Fauria) among all NFL RFAs in 2013. In Week 14 vs. Minnesota, Brown led the Ravens by setting career highs in catches (7) and receiving yards (92). Brown scored the game-winning TD (9 yards) for Baltimore with 4 seconds remaining.

MOST TOUCHDOWNS (All-Time Ravens Rookies)

Rk.	Player (Year)	TD
1.	Marlon Brown (2013)	7
	Torrey Smith (2011)	7
3.	Jamal Lewis (2000)	6

MOST TOUCHDOWNS (2013 NFL Undrafted Rookies)

Rk.	Player (Team)	TD
1.	Marlon Brown (Bal.)	7
	Joseph Fauria (Det.)	7
3.	Tim Wright (TB)	5

J. SMITH: THE STANDOUT CB




CB Jimmy Smith, one of the NFL's top cornerbacks and the Ravens' 2011 first-round pick, suffered a foot injury last season in Week 8 at Cincy and was placed on Injured Reserve for the rest of the year. Rarely targeted last season, Smith finished with 8 PD, 28 tackles and 1 INT in eight games.

- This past April the Ravens signed Smith to a four-year contract extension, locking him up to a long-term deal before he enters the final year of his rookie contract. (Smith is now signed through 2019.)
- Smith has been outstanding over the past couple seasons. In 2013, he had 16 passes defended (third on the team), adding 2 INTs, 2 FFs and 58 tackles in his first year as a regular starter for the club.
- In Week 1 at Denver last Sunday, Smith had a 24-yard INT-TD, his first-career score and sixth-career pick. He also led the team with 8 tackles.

"I believe Jimmy Smith is going to make history as a cornerback. I believed that from the day he got here. I've watched him progress. He's one of the most coachable, teachable, hard-working, smart and talented players you're going to find. And you're seeing the fruits of that labor." - **Head Coach John Harbaugh**

RAVENS PLAYER NOTES

SOARING WITH SAM



P Sam Koch, a 2014 Pro Bowl first alternate, owns a 45.1 career gross average and 39.1 career net, both marks that rank first in Ravens history. In 2014, Koch posted a career-high and Ravens franchise-record 47.4-yard gross average and a 43.3-yard net average, shattering his previous personal bests.

CAREER GROSS PUNTING AVG. (Ravens History)

Rk.	Player	Avg.
1.	Sam Koch	45.1
2.	Greg Montgomery	43.2
3.	Dave Zastudil	41.6

CAREER NET PUNTING AVG. (Ravens History)

Rk.	Player	Avg.
1.	Sam Koch	39.1
2.	Greg Montgomery	37.2
3.	Kyle Richardson	35.4

THE NFL'S BEST IN 2014

P Sam Koch had a monster 2014, producing the NFL's No. 3 gross average (47.4) and the No. 1 net average (43.3). Both marks are career highs and Ravens single-season records. Additionally, his 43.3 net average ranks as the fourth-best figure in NFL history.



NET PUNTING AVERAGE (2014 Season)

Rk.	Player	Net Avg.
1.	Sam Koch	43.3*
2.	Thomas Morstead	42.9
3.	Pat McAfee	42.8

* 4th-best in NFL single-season history



GROSS PUNTING AVERAGE (2014 Season)

Rk.	Team	Gross Avg.
1.	Tress Way	47.5
	Bryan Anger	47.5
3.	Sam Koch	47.4

PIN 'EM DEEP

P Sam Koch is the Ravens' all-time leader in punts inside the 20 (currently has 253 during his career). In 2010, he posted a career-high 39 boots inside the 20, which were the NFL's second most and tie for eighth best all time in league history.

PUNTS INSIDE THE 20 (Ravens History)

Rk.	Player	In 20
1.	Sam Koch	253
2.	Kyle Richardson	128
3.	Dave Zastudil	89

PUNTS INSIDE THE 20 (2010 NFL Season)

Rk.	Player	In 20
1.	Steve Weatherford	42
2.	Sam Koch	39
3.	Andy Lee	34

Koch Quick Hit:

• In 2010, Koch (39) tied (Kyle Richardson, 1999) for the most single-season punts inside the 20 in Ravens history.

IN THE 20

Since 2006, when he entered the league, **P Sam Koch's** 253 punts inside the 20 rank fourth in the NFL.

NFL PUNTS INSIDE THE 20 / SINCE 2006

Rk.	Player	In 20
1.	Dustin Colquitt (KC)	293
2.	Andy Lee (Cle.)	260
3.	Donnie Jones (Phi.)	257
4.	Sam Koch (Bal.)	253

SAM SCORES

In the 2012 Week 10 win over Oakland, **P Sam Koch** scored his first-career TD on a fake FG in the third quarter, scampering 7 yards for the score in the Ravens' 55-20 victory.

RAVENS IRONMAN

In 2014's Week 2 win vs. Pit., **P Sam Koch** passed OLB Jarret Johnson (129 games from 2003-11) for the longest streak (now 145 games) in Ravens history. Koch has not missed a game in his NFL career.

STARTS UP FRONT FOR "O"

In 2015, the Ravens return their entire starting offensive line from 2014, marking the first time in team history that all five starters will reunite in the trenches. In 2014, Baltimore's O-line unit was masterful. Here are a few notes about the standout group:

- Permitted just 19 sacks, the second fewest in team history (17 in 2006) and in the NFL last season (Denver, 17).
- The unit helped protect **QB Joe Flacco**, who posted a career best in passing yards (3,986) and TD passes (27).
- **RB Justin Forsett** produced a career-high 1,266 rushing yards (NFL's fifth most) and led the league with a team-record 17 rushes of 20-plus yards, earning his first Pro Bowl.
- According to STATS, the Ravens' O-line posted a 72.1 "production index" score in 2014, the NFL's fourth-best mark.
- The Ravens allowed just .033 sacks per pass play in 2014, ranking as the NFL's second-best figure.



LT
Eugene Monroe
GP/GS: 88/85



LG
Kelechi Osemele
GP/GS: 38/38



C
Jeremy Zuttah
GP/GS: 107/93



RG
Marshal Yanda
GP/GS: 116/105
4 Pro Bowls



RT
Rick Wagner
GP/GS: 32/18

Four-time Pro Bowl G Marshal Yanda on many pundits saying the Ravens have one of the NFL's best O-lines heading into 2015:

"I'm not much for words. We'll do our talking in September when the games count. Obviously, that's running the football and protecting Joe [Flacco], so I'm not getting into [the hype]. We'll let the pads do the talking."

RAVENS PLAYER NOTES

JUST FOR KICKS



Pro Bowl **K Justin Tucker** ranks as the NFL's most accurate kicker of all time. With the career minimum attempts set at 100, he's connected on 99 of 110 FGAs to produce an 90.0 success rate.

- In 2013, he made his first Pro Bowl by setting team records in FGs made (38) and FGAs (41), with both figures tying (Stephen Gostkowski) for the NFL's most. Tucker also had a franchise-record 140 points (tied for sixth in NFL).

- In addition to his 2013 Pro Bowl, Tucker was named Special Teams Player of the Month (November) and AFC Special Teams Player of the Week three times last season. In 2014, he was named AFC Special Teams Player of the Week (Week 3) and Month (November).

- Tucker made 33-straight FGs at one point during the 2013 season, ranking as the NFL's fifth-longest streak of all time.

- His 6 FGs on 12/16/13 at Det. set a team record and were a single-game NFL high in 2013. Against the Lions, he became the first NFL kicker ever to connect from the 20-, 30-, 40-, 50- & 60-yard range in a game.

- Tucker has hit 65 of his past 68 FG attempts from *under* 55 yards.

- He is now 36-of-39 during his career when the Ravens are losing a game, and he's 26-of-27 when Baltimore is down by 7 points or less. The Pro Bowler is 19-of-23 in the last 2 minutes of a half during his career, and he's 36-of-39 in the fourth quarter.

JUSTIN TUCKER FIELD GOALS / CAREER STATS

Year	1-19	20-29	30-39	40-49	50+	Total	Pct.	LG	PAT	Pts
2012	0-0	8-8	8-8	10-13	4-4	30-33	90.9	56	42-42	132
2013	0-0	10-10	12-13	10-11	6-7	38-41	92.7	61	26-26	140
2014	0-0	10-10	11-11	4-4	4-9	29-34	85.3	55	42-42	129
2015	0-0	0-0	0-0	1-1	1-1	2-2	100.0	52	1-1	7
Totals	0-0	28-28	31-32	25-29	15-21	99-110	90.0	61	111-111	408

IN GOOD COMPANY

K Justin Tucker is the second-fastest kicker in NFL history to reach the 400-point milestone, doing so in his 48th game – the 2014 season finale vs. Cleveland. (Jan Stenerud is the lone kicker to hit 400 faster than “Tuck,” doing so in 47 games.) Tucker now has 408 points in his career, including 7 this season.

MOST ACCURATE EVER

Pro Bowl **K Justin Tucker** ranks as the NFL's most accurate kicker of all time. With the career minimum attempts set at 100, he's connected on 99 of 110 FGAs to produce an 90.0 success rate. Impressively, Tucker has hit 65 of his past 68 FG attempts from *under* 55 yards. He was 29-of-34 (85.3%) in 2014 – with his 5 misses coming from 54, 54, 55, 57 & 64 (blocked) – and is 2-for-2 in 2015.

BEST CAREER FIELD GOAL PERCENTAGE (NFL History / Min. 100 Att.)

Rk.	Player	FGM-FGA	Pct.
1.	Justin Tucker	99-110	90.0
2.	Dan Bailey	116-129	89.9
3.	Stephen Gostkowski	243-280	86.8
4.	Mike Vanderjagt	230-266	86.5
5.	Nate Kaeding	181-210	86.2

NUMBERS TO RAVE ABOUT

7

Career game-winning FGs by **K Justin Tucker**:

- 2014: Week 3 vs. Cle., 32-yarder
- 2013: Week 15 at Det., 61-yarder
- 2013: Week 10 vs. Cin., 46-yarder in OT
- 2013: Week 5 at Mia., 44-yarder
- 2012: Div. Playoff at Den., 47-yarder in 2OT
- 2012: Week 12 at SD, 38-yarder in OT
- 2012: Week 3 vs. NE, 27-yarder

15

Career 50-plus-yard FGs by Tucker (on 21 attempts). Tucker has had four games where he's connected on dual 50+ FGs (Week 2 at Phi. & Week 7 at Hou. in 2012; Week 15 at Det. in 2013; Week 8 at Cin. in 2014).

33

Consecutive FGs Tucker made before finally missing in 2013's Week 16 matchup vs. NE. Tucker's stretch is the fifth-longest streak in NFL history and had ranked as the fourth longest until 2014, when Adam Vinatieri nailed 34 straight.

MOST FIELD GOALS MADE (Since 2012)

Rk.	Player (Team)	FGM
1.	Stephen Gostkowski (NE)	102
2.	Justin Tucker (Bal.)	99
3.	Three Players Below	91
	(Carpenter, Hauschka, Vinatieri)	

MOST NFL POINTS (Since 2012)

Rk.	Player (Team)	Points
1.	Stephen Gostkowski (NE)	471
2.	Justin Tucker (Bal.)	408
3.	Steven Hauschka (Sea.)	406
4.	Three Players Tied	395

CONSECUTIVE FIELD GOALS MADE (All-Time NFL Streaks)

Rk.	Kicker (Years)	FGs Made
1.	Mike Vanderjagt (2002-04)	42
2.	Gary Anderson (1997-98)	40
3.	Matt Stover (2005-06)	36
4.	Adam Vinatieri (2013-14)	35
5.	Justin Tucker (2013)	33

TUCK ALWAYS ON POINT

BEST NFL FIELD GOAL PERCENTAGE (2013 Season)

Rk.	Player (Team)	FGM-FGA	Pct.
1.	Matt Prater	25-26	96.2
2.	Steven Hauschka	33-35	94.3
3.	Shaun Suisham	30-32	93.8
4.	Dan Bailey	28-30	93.3
5.	Greg Zuerlein	26-28	92.9
6.	Justin Tucker	38-41	92.7
	Stephen Gostkowski	38-41	92.7

BEST FIELD GOAL PERCENTAGE / ROOKIES (NFL History)

Rk.	Player (Year)	FGM-FGA	Pct.
1.	Blair Walsh (2012)	35-38	92.1
2.	Justin Tucker (2012)	30-33	90.9
3.	Cody Parkey (2014)	32-36	88.9
	Alex Henery (2011)	24-27	88.9
4.	Chandler Catanzaro (2014)	29-33	87.9
5.	Dan Bailey (2011)	32-37	86.5

BEST FIELD GOAL PERCENTAGE (Ravens Single-Season History)

Rk.	Player (Year)	FGM-FGA	Pct.
1.	Matt Stover (2006)	28-30	93.3
2.	Justin Tucker (2013)	38-41	92.7
3.	Justin Tucker (2012)	30-33	90.9
4.	Matt Stover (2004)	29-32	90.6
5.	Matt Stover (2000)	35-39	89.7
	Billy Cundiff (2010)	26-29	89.7

RAVENS IN OUR COMMUNITY

PURPLE FRIDAY CARAVAN

To kick off the 2015 season, the Ravens continued their tradition of spreading purple pride around Baltimore with their annual Purple Friday Caravan. At the conclusion of Countdown to Kickoff Week, Ravens cheerleaders, members of the pep band and mascot Poe visited students at two Baltimore City elementary schools. The first caravan stop was at City Spring Elementary/Middle School, and then the group traveled to Hampstead Hill Academy. At each school, students were pleasantly surprised when the Ravens Caravan flooded their auditorium, performing songs and routines for all in attendance.



RAVENS 5K & KIDS FUN RUN

The Baltimore Ravens celebrated the return of football on Wednesday, Sept. 9, with the Ravens 5K and Kids Fun Run. Joining the celebration were Ravens alumni players **K Matt Stover** (pictured right), **RB Jamal Lewis** and **LB Brad Jackson**, along with Ravens Cheerleaders and mascot Poe. Fans ran or walked their way around Baltimore and finished on the 50-yard line at M&T Bank Stadium. A team of wingmen from Athletes Serving Athletes (ASA) were also on hand to help over 20 ASA disabled athletes compete (pictured below). Proceeds from the race's registration fees were donated to the One Love Foundation and House of Ruth Maryland, both of which are committed to raising awareness about and ending domestic violence.



**WEEK 2: JOHN HARBAUGH MONDAY PRESS CONFERENCE****Head Coach John Harbaugh**

Opening statement: "It's good to have you here. Obviously, the setup here [in San Jose] is really, really good. You guys can see it. We have an incredible setup. The Hilton has done a great job of organizing the meeting rooms and the practice walk-through areas. The whole setup is just first-class all the way. I am seeing a bunch of our guys around – some of them watching tape, getting treatment, getting a lift in over at San Jose State. We're excited to get over to San Jose State tomorrow afternoon at the university there – they have great facilities – and just get to work on Oakland. We're disappointed with the fact that we didn't win the game last night. We felt like we had every opportunity to win the game at the end, but we felt like going in that it would be that kind of a game. We thought it'd be a tight, hard-nosed game, and it would come down to the last couple plays. It did. We didn't necessarily anticipate it being the way it went. We were surprised on some things, and some things were expected. But, we certainly have a better feel right now about where we are as a football team, what we need to work on, where we need to get better, and that's a good thing about the first week."

Any thought given to activating more than seven offensive linemen and five defensive linemen yesterday? (Joe Platania) "No, there wasn't. Five defensive linemen is really a pretty high number. It's usually four or five; it's rarely six, in this system. And seven offensive linemen ... You could go eight, but we wouldn't have played them all. Seven worked out well pretty well for us. You have to have some guys that can run – especially on a hot day like that – [on] special teams. I think we activated the right guys."

John, I know you said OLB Terrell Suggs is out for the season, but what's Terrell's plan going forward that you know of now, as far as surgery and that kind of thing? (Jeff Zrebiec) "I don't have those details right now. I haven't spoken with [Terrell Suggs]. I know he's going to go home here in a day or two and meet with various doctors – and I'm sure he'll have surgery very quickly – but I don't have the details yet."

Coach, why are you in San Jose? (Azenith Smith) "San Jose specifically, or why did we stay out west?" (Reporter: "Both.") "We love San Jose. I think for us, specifically, San Jose worked out really well for us, facility-wise. The setup with the hotel here was [ideal]. We had scouted out a number of facilities, and this one was really the best one for us. Plus, San Jose State has a great football facility for practice and lifting and those kinds of things, and it's nearby. The convenience of it was really great, and San Jose State is really accommodating of what we needed. We're going to try to stay out of their way as much as we possibly can, because they have their sports going full speed, too. But, they're working with us and giving us a chance to get over there for a couple hours a day and work. They were just really great about it. It's a Division-I program, football-wise – great program, great facilities. It just worked out really well for us."

Hoping to return back to the South Bay in February? (Azenith Smith) "Hoping for a return back in the South Bay in February? Certainly, but we better get a couple wins here in September to make that a possibility."

You talked about when the team went up to Philadelphia about it being an opportunity for the team to kind of bond and join together. Do you see that happening again this time? (Ryan Mink) "We have a close team. Our guys like each other, like being around one another. That certainly helps when you're going to be around each other for a whole week, 24/7. It will be, I think, even further built on – those kinds of things – and we'll probably at some point in time be able to look back and see if that was the case. But, it's an opportunity to do that, yes."

Obviously, OLB Terrell Suggs is going to leave a void. Do you feel like you have the guys here – in house – or do you also feel like maybe you have to go out and look? (Brent Harris) "I would say both. We do feel like we have the guys in here that can do it. We're excited about Za'Darius [Smith]. He didn't dress yesterday, but he has practiced really well, and he's going to have to continue to improve. Sometimes you get thrown into the fire and guys respond, they get forged. Obviously, Elvis' [Dumervil] role will increase. He'll be the starter as a rush linebacker over there on first and second down. I'm sure he and Za'Darius will work those reps, along with Courtney [Upshaw] at the outside 'backer spot. We still believe we have the pass rushers that can get the job done, but we're still in the process of evaluating our options, personnel-wise. There's a chance we can bring somebody in. We'll look at all those options over the next couple days."

Are there more options, because it's the Week 1 and the guaranteed money and some of those free agents do sit that first week and are available? (Brent Harris) "That's exactly right. You're exactly right about that. There are guys available out there, and we



just have to evaluate them and see how they fit what we try to do here defensively and see which one of those guys might work for us."

Is ILB Albert McClellan another guy that would be in the mix there? I noticed you had him switch out to outside linebacker, at least you did yesterday. (Ryan Mink) "Absolutely. Albert [McClellan is] so valuable. He can play inside 'backer and outside 'backer. He provides a swing-guy, and he'll be doing a little bit of that."

John, I know you didn't run the ball as well as you would like to. Last week, you were glad to see the offensive line together. Do you feel like, maybe, the time they weren't together during training camp had any effect on them, or not? (Cliff Brown) "It probably did. I think early in the season, you look around the league, and you'll see a lot of that – guys playing for the first time, units being together for the first time. There's going to be some rough patches. As the season goes on, guys get hurt, and you have to plug guys in. It's just the nature of the National Football League, and you try to find a way to win that game that week. From a cohesive standpoint, there are plenty of things to work on. The run game ... We stuck with the run game. We were patient with it, but we need to get more out of it than 3.2 yards a carry. There's no doubt about it. It's the offensive line, it's the running backs, it's the scheme, it's the formations – it's all of it. We all take responsibility for that."

After looking at the film, was the ball to WR Steve Smith Sr. at the end of the game ... Do you believe that was catchable? (Jerry Coleman) "Steve [Smith Sr.] said it was catchable. I'll go with Steve on that. But sure, that's a play that Steve is going to make 99 out of 100 times, and for whatever reason, he didn't make that play in that time. I thought Steve was great. He's the first guy who said that, and that's just the kind of guy he is. There were a number of plays like that. Crockett's [Gillmore] play ... You'd love to see Crockett come down with it. [It was a] tough catch, but I believe Crockett can make those plays. We were a fingernail away from two blocked punts and a blocked field goal. Any one of those plays makes a difference in the game. We were a fingernail away from a pick-six on an interception. Those are all the things that make a difference in football games; we'll come up with a lot of those plays as the season goes on."

John, Year 1 to Year 2 is always a big growth year for young players. Is Week 1 to Week 2 the same type of thing where the rookies kind of see what it is really all about now? (Gerry Sandusky) "Yes, we've always believed it was. All the teams that play the young guys will find those guys have kind of ... It is also interesting to see who handles the situation – the speed of the game, the size of the game, how loud the stadiums are, how good the players are across from them – which guys can hold on to the technique in that kind of environment. So, it is interesting to see the guys that did that – a number of guys did that well – and also the guys that can build on that and improve from one week to the next. The guys that are able to build on the fact that they didn't always use great technique this past week and play better next week, we're going to be looking for that, and the guys that aren't able to do that, that's going to be a flag for us also."

It seemed like S Will Hill III was all over the field. What'd you see from Will? It seemed like he had a pretty solid day. (Garrett Downing) "Yes, Will [Hill III] played well – he did. Hey, I'm a secondary guy, so I'm always talking to those guys about the one or two plays [that weren't perfect]. They see me coming, and they know it is going to be [about] the one or two plays that [weren't] perfect. But, Will played really well. He was a factor in the backfield on toss-crack late in the game. I thought he was over the top of his coverages really, really well. He and Kendrick [Lewis] both did a really good job of disguising coverages. You've got to put Daryl Smith in that category, too. The fact that they were kind of playing the quarterback game against Peyton [Manning], who's the best at it, and did a really good job of hiding coverages, hiding pressure intensions and creating some free runners for our blitzers [was great]. The safeties and the linebacker have a lot to do with that."

WR Steve Smith Sr. on punt returns – is that more of a function of WR Michael Campanaro not getting a lot of reps in the latter portion of training camp, or is Steve the guy going forward? (Ryan Mink) "It is both. Steve [Smith Sr.] loves doing it, and I think he likes the blocking he's going to get from our guys. And if he gets good blocking, any kind of a playmaker wants to be out there with the ball in his hands. So, he wants to do it. And 'Camp' [Michael Campanaro] – I didn't really want to put him in that environment in that situation where he hasn't done enough of it. So, it is both. If 'Camp' gets more reps, he can go back there and do it. We have 'Webby' [Lardarius Webb]. Webby practices all the time; he can go back there and do it. I think we have guys that can do it and be effective. But I kind of like Steve back there; he looks good to me back there."

John, you talked about – a little – about the decisions with the active/inactive, and you mentioned OLB Za'Darius Smith. How much was that dictated by your needs at other positions rather than a reflection of anything he did or didn't do? (Jeff Zrebiec) "It was absolutely that. We needed legs; we needed fast guys. We only had four corners. We needed another fast guy to run on special teams, and Darren [Waller] could have played a little bit on offense. I think if we'd had more offensive plays, you would have seen



him out there, because we had some situation plays for him that we never got to. But we needed legs on special teams, and that was really why we did it."

What'd you think of CB Lardarius Webb – he was limited throughout, obviously, the preseason – and getting, really, his first game? (Brent Harris) "I thought he played well. I thought 'Webby' [Lardarius Webb] played well. He made a couple plays; he kind of got his feet under him. They had the first play, the nine route where they missed it, and I think that kind of gave him a sense of the speed of the game a little bit. And he adjusted to it really well."

How much did the play-calling on offense change with the increased pressure that they got on QB Joe Flacco? Did you have a lot more tight ends, or kept, maybe, some backs in blocking? (Brett Hollander) "The way the game went dictated the play-calling as much as anything else. Our defense was playing really well, and we didn't want to put our defense out of the game unnecessarily. We wanted to play a little more conservatively, maybe, in that kind of game. We didn't want to put the ball at risk, and then we ended up having a bad play that we'd love to have back. So, that's the thing. Sometimes you do your best to avoid something like that; then it happens anyway. And that was tough, but the pressure we were getting was a problem. Those guys can rush the passer, both with the pressures – which were all the pressures we've seen. [Broncos defensive coordinator] Wade [Phillips] didn't do anything he hasn't done before. We had prepared for all those. We practice against them guys coming off the edge with the speed rush and the speed, the power. And our tackles, they have to do a better job. They have to set square, and they have to punch on time. And when they do that, they'll do well against anybody, and when you don't do that, you're not going to do well against anybody. So, that was, really, an issue for us in the course of the game. We had plans to chip and to keep backs in and things like that. We didn't get to them as much as we should have. We should've gotten to those a little bit more often and slowed that rush down. A lot of that at the end of the game, it is hard to chip your way out in two-minute, because you really have to push the ball down the field. So, you need receivers out to do that. But earlier in the game, we probably could have done a better job of that."

RB Lorenzo Taliaferro sounded confident today on social media that he's going to get back out there. He's got kind of more of an upbeat look, pretty good. Are you pretty optimistic about him? (Jeff Zrebiec) "Yes, I'm going to have to talk to him about that. [Lorenzo] Taliaferro, [Timmy] Jernigan – way too much chatter out there on social media. Maybe, [senior vice president of public and community relations] Kevin [Byrne], make a note of that." (laughter) (Kevin Byrne: "We have, coach.") "Thank you. It's getting a little out of control with those guys, those young guys." (Byrne: "Injury reports from the players, that's unusual.") "Right. The players don't do injury reports. I'm optimistic. If he's optimistic, I'm optimistic." (laughter) (Jamison Hensley: "Is there anything such as Twitter fines?") "There will be. (laughter) Thank you. It is a good idea. [ESPN.com reporter] Jamison Hensley – that was his idea. That's for the players. Twitter fines have now become a part of our discipline system. Thank you, Jamison." (laughter) (Byrne: "Jamison's picture will be posted...") (Jamison Hensley: "No one else will talk to me.") (laughter) "That's right. It's a good idea."

2015 ALPHABETICAL ROSTER

As of Sept. 15

No.	Name	Pos.	Ht.	Wt.	Birthdate	Exp.	College	Hometown
11	Aiken, Kamar	WR	6-2	215	5/30/89	3	Central Florida	Hollywood, FL
37	Allen, Javorius	RB	6-0	220	8/27/91	R	Southern California	Tallahassee, FL
24	Arrington, Kyle	CB	5-10	190	8/12/86	7	Hofstra	Brandywine, MD
79	Bilukidi, Christo	DT	6-5	310	12/13/89	4	Georgia State	Ottawa, Ontario
82	Boyle, Nick	TE	6-4	260	2/17/93	R	Delaware	Sussex, NJ
31	Brooks, Terrence	S	5-11	200	3/2/92	2	Florida State	Dunnellon, FL
59	Brown, Arthur	ILB	6-0	240	6/17/90	3	Kansas State	Wichita, KS
14	Brown, Marlon	WR	6-5	214	4/22/91	3	Georgia	Memphis, TN
15	Campanaro, Michael	WR/RS	5-9	185	1/25/91	2	Wake Forest	Clarksville, MD
99	Canty, Chris	DE	6-7	320	11/10/82	11	Virginia	Charlotte, NC
46	Cox, Morgan	LS	6-4	233	4/26/86	6	Tennessee	Collierville, TN
94	Davis, Carl	DT	6-5	320	3/2/92	R	Iowa	Detroit, MI
58	Dumervil, Elvis	OLB	5-11	255	1/19/84	10	Louisville	Miami, FL
5	Flacco, Joe	QB	6-6	245	1/16/85	8	Delaware	Audubon, NJ
29	Forsett, Justin	RB	5-8	195	10/14/85	8	California	Mulberry, FL
80	Gillmore, Crockett	TE	6-6	270	11/16/91	2	Colorado State	Bushland, TX
93	Guy, Lawrence	DE	6-4	305	3/17/90	5	Arizona State	Las Vegas, NV
33	Hill III, Will	S	6-1	228	3/7/90	4	Florida	West Orange, NJ
74	Hurst, James	T	6-5	312	12/17/91	2	North Carolina	Plainfield, IN
66	Jensen, Ryan	G/C	6-4	310	5/27/91	2	Colorado State-Pueblo	Fort Morgan, CO
97	Jernigan, Timmy	DT	6-2	302	9/24/92	2	Florida State	Lake City, FL
44	Juszczyk, Kyle	FB	6-1	248	4/23/91	3	Harvard	Medina, OH
4	Koch, Sam	P	6-1	219	8/13/82	10	Nebraska	Seward, NE
41	Levine Sr., Anthony	DB	5-11	200	3/27/87	4	Tennessee State	Winston-Salem, NC
23	Lewis, Kendrick	S	6-0	205	6/16/88	6	Mississippi	New Orleans, LA
95	Lewis-Moore, Kapron	DE	6-4	315	1/24/90	3	Notre Dame	Weatherford, TX
30	Magee, Terrence	RB	5-9	215	3/16/93	R	LSU	Franklinton, LA
50	McClellan, Albert	ILB	6-2	254	6/4/86	5	Marshall	Lakeland, FL
38	Melvin, Rashaan	CB	6-2	193	10/2/89	3	Northern Illinois	Waukegan, IL
60	Monroe, Eugene	T	6-5	300	4/18/87	7	Virginia	Plainfield, NJ
57	Mosley, C.J.	ILB	6-2	235	6/19/92	2	Alabama	Mobile, AL
54	Orr, Zachary	ILB	6-0	255	6/9/92	2	North Texas	DeSoto, TX
72	Osemele, Kelechi	G/T	6-5	330	6/24/89	4	Iowa State	Houston, TX
18	Perriman, Breshad	WR	6-2	218	9/10/93	R	Central Florida	Lithonia, GA
8	Schaub, Matt	QB	6-6	245	6/25/81	12	Virginia	West Chester, PA
51	Smith, Daryl	ILB	6-2	250	3/14/82	12	Georgia Tech	Albany, GA
22	Smith, Jimmy	CB	6-2	206	7/26/88	5	Colorado	Colton, CA
90	Smith, Za'Darius	OLB	6-4	275	9/8/92	R	Kentucky	Greenville, AL
89	Smith Sr., Steve	WR	5-9	195	5/12/79	15	Utah	Los Angeles, CA
55	Suggs, Terrell	OLB	6-3	265	10/11/82	13	Arizona State	Chandler, AZ
34	Taliaferro, Lorenzo	RB	6-0	225	12/23/91	2	Coastal Carolina	Yorktown, VA
28	Trawick, Brynden	S	6-2	225	10/23/89	3	Troy	Marietta, GA
9	Tucker, Justin	K	6-1	183	11/21/89	4	Texas	Austin, TX
91	Upshaw, Courtney	OLB	6-2	272	12/13/89	4	Alabama	Eufaula, AL
64	Urschel, John	G/C	6-3	305	6/24/91	2	Penn State	Buffalo, NY
71	Wagner, Rick	G/T	6-6	310	10/21/89	3	Wisconsin	West Allis, WI
25	Walker, Tray	CB	6-2	199	8/5/92	R	Texas Southern	Miami, FL
12	Waller, Darren	WR	6-6	245	9/13/92	R	Georgia Tech	Acworth, GA
21	Webb, Lardarius	CB/RS	5-10	182	10/12/85	7	Nicholls State	Opelika, AL
98	Williams, Brandon	DT	6-1	335	2/21/89	3	Missouri Southern St.	Kirkwood, MO
87	Williams, Maxx	TE	6-4	250	4/12/94	R	Minnesota	Waconia, MN
73	Yanda, Marshal	G/T	6-3	305	9/15/84	9	Iowa	Anamosa, IA
53	Zuttah, Jeremy	G/C	6-4	300	6/1/86	8	Rutgers	Edison, NJ
Practice Squad								
45	Beyer, Brennen	OLB	6-4	256	11/25/92	R	Michigan	Canton, MI
17	Butler, Jeremy	WR	6-2	213	4/22/91	2	Tennessee-Martin	Sarasota, FL
27	Jackson, Asa	CB/RS	5-10	183	12/2/89	4	Cal Poly	Sacramento, CA
32	James II, Charles	CB	5-9	179	5/14/90	2	Charleston Southern	Jacksonville, FL
62	Johnson, Kaleb	G	6-4	316	2/24/93	R	Rutgers	Jacksonville, FL
84	Jones, Dominique	TE	6-3	270	8/15/87	3	Shepherd	San Diego, CA
36	Perry, Nick	S	6-1	211	12/7/91	R	Alabama	Prattville, AL
2	Renner, Bryn	QB	6-3	225	1/22/90	1	North Carolina	West Springfield, VA
10	Ross, Jeremy	WR	6-0	215	3/16/88	3	California	Elk Grove, CA
77	Wesley, De'Ondre	G/T	6-6	326	8/28/92	R	BYU	Antioch, CA
Reserve/Injured								
26	Elam, Matt	S	5-10	200	9/21/91	3	Florida	West Palm Beach, FL
85	Reisner, Allen	TE	6-3	255	9/29/88	3	Iowa	Marion, IA
79	Reynolds, Micajah	DT	6-5	330	1/24/91	1	Michigan State	Lansing, MI
92	Thompson, Zach	OLB	6-5	265	1/18/91	1	Wake Forest	Ashburn, VA
96	Urban, Brent (Desg. for Return)	DE	6-7	295	5/5/91	2	Virginia	Mississauga, ON, CAN
47	Wilson, Julian	CB	6-2	215	10/25/91	R	Oklahoma	Oklahoma City, OK
81	Worthy, Cam	WR	6-3	212	4/6/92	R	East Carolina	Blair, SC
Physically Unable to Perform (PUP)								
88	Pitta, Dennis	TE	6-4	245	6/29/85	6	BYU	Moorpark, CA

2015 NUMERICAL ROSTER

As of Sept. 15

										----- 2015 -----			
No.	Name	Pos.	Ht.	Wt.	Birthdate	Exp.	College	How Acq.		P	S	DNP	INA
4	Sam Koch	P	6-1	219	8/13/82	10	Nebraska	D6a '06		1	0	0	0
5	Joe Flacco	QB	6-6	245	1/16/85	8	Delaware	D1 '08		1	1	0	0
8	Matt Schaub	QB	6-6	245	6/25/81	12	Virginia	FA '15		0	0	1	0
9	Justin Tucker	K	6-1	183	11/21/89	4	Texas	FA '12		1	0	0	0
11	Kamar Aiken	WR	6-2	215	5/30/89	3	Central Florida	FA '13		1	1	0	0
12	Darren Waller	WR	6-6	245	9/13/92	R	Georgia Tech	D6 '15		1	0	0	0
14	Marlon Brown	WR	6-5	214	4/22/91	3	Georgia	FA '13		1	0	0	0
15	Michael Campanaro	WR/RS	5-9	185	1/25/91	2	Wake Forest	D7 '14		1	0	0	0
18	Breshad Perriman	WR	6-2	218	9/10/93	R	Central Florida	D1 '15		0	0	0	1
21	Lardarius Webb	CB/RS	5-10	182	10/12/85	7	Nicholls State	D3 '09		1	1	0	0
22	Jimmy Smith	CB	6-2	206	7/26/88	5	Colorado	D1 '11		1	1	0	0
23	Kendrick Lewis	S	6-0	205	6/16/88	6	Mississippi	UFA (HOU) '15		1	1	0	0
24	Kyle Arrington	CB	5-10	190	8/12/86	7	Hofstra	FA '15		1	1	0	0
25	Tray Walker	CB	6-2	199	8/5/92	R	Texas Southern	D4c '15		1	0	0	0
28	Brynden Trawick	S	6-2	225	10/23/89	3	Troy	FA '13		1	0	0	0
29	Justin Forsett	RB	5-8	195	10/14/85	8	California	FA '14		1	1	0	0
30	Terrence Magee	RB	5-9	215	3/16/93	R	LSU	FA '15		0	0	1	0
31	Terrence Brooks	S	5-11	200	3/2/92	2	Florida State	D3a '14		1	0	0	0
33	Will Hill III	S	6-1	228	3/7/90	4	Florida	FA '14		1	1	0	0
34	Lorenzo Taliaferro	RB	6-0	225	12/23/91	2	Coastal Carolina	D4b '14		0	0	0	1
37	Javorius Allen	RB	6-0	220	8/27/91	R	Southern California	D4b '15		1	0	0	0
38	Rashaan Melvin	CB	6-2	193	10/2/89	3	Northern Illinois	FA '14		0	0	0	1
41	Anthony Levine Sr.	DB	5-11	200	3/27/87	4	Tennessee State	FA '12		1	0	0	0
44	Kyle Juszczyk	FB	6-1	248	4/23/91	3	Harvard	D4b '13		1	1	0	0
46	Morgan Cox	LS	6-4	233	4/26/86	6	Tennessee	FA '10		1	0	0	0
50	Albert McClellan	ILB	6-2	254	6/4/86	5	Marshall	FA '10		1	0	0	0
51	Daryl Smith	ILB	6-2	250	3/14/82	12	Georgia Tech	UFA (JAX) '13		1	1	0	0
53	Jeremy Zuttah	G/C	6-4	300	6/1/86	8	Rutgers	TR (TB) '14		1	1	0	0
54	Zachary Orr	ILB	6-0	255	6/9/92	2	North Texas	FA '14		1	0	0	0
55	Terrell Suggs	OLB	6-3	265	10/11/82	13	Arizona State	D1a '03		1	1	0	0
57	C.J. Mosley	ILB	6-2	235	6/19/92	2	Alabama	D1 '14		1	1	0	0
58	Elvis Dumervil	OLB	5-11	255	1/19/84	10	Louisville	FA '13		1	1	0	0
59	Arthur Brown	ILB	6-0	240	6/17/90	3	Kansas State	D2 '13		1	0	0	0
60	Eugene Monroe	T	6-5	300	4/18/87	7	Virginia	TR (JAX) '13		1	1	0	0
64	John Urschel	G/C	6-3	305	6/24/91	2	Penn State	D5 '14		1	0	0	0
66	Ryan Jensen	G/C	6-4	310	5/27/91	2	Colorado State-Pueblo	D6b '13		0	0	0	1
71	Rick Wagner	G/T	6-6	310	10/21/89	3	Wisconsin	D5 '13		1	1	0	0
72	Kelechi Osemele	G/T	6-5	330	6/24/89	4	Iowa State	D2b '12		1	1	0	0
73	Marshal Yanda	G/T	6-3	305	9/15/84	9	Iowa	D3b '07		1	1	0	0
74	James Hurst	T	6-5	312	12/17/91	2	North Carolina	FA '14		1	0	0	0
79	Christo Bilukidi	DT	6-5	310	12/13/89	4	Georgia State	WAV (CIN) '14		0	0	0	1
80	Crockett Gillmore	TE	6-6	270	11/16/91	2	Colorado State	D3b '14		1	1	0	0
82	Nick Boyle	TE	6-4	260	2/17/93	R	Delaware	D5a '15		1	0	0	0
87	Maxx Williams	TE	6-4	250	4/12/94	R	Minnesota	D2 '15		1	0	0	0
89	Steve Smith Sr.	WR	5-9	195	5/12/79	15	Utah	FA '14		1	1	0	0
90	Za'Darius Smith	OLB	6-4	275	9/8/92	R	Kentucky	D4a '15		0	0	0	1
91	Courtney Upshaw	OLB	6-2	272	12/13/89	4	Alabama	D2a '12		1	0	0	0
93	Lawrence Guy	DE	6-4	305	3/17/90	5	Arizona State	WAV (SD) '14		1	0	0	0
94	Carl Davis	DT	6-5	320	3/2/92	R	Iowa	D3 '15		1	0	0	0
95	Kapron Lewis-Moore	DE	6-4	315	1/24/90	3	Notre Dame	D6a '13		1	0	0	0
97	Timmy Jernigan	DT	6-2	302	9/24/92	2	Florida State	D2 '14		0	0	0	1
98	Brandon Williams	DT	6-1	335	2/21/89	3	Missouri Southern St.	D3 '13		1	1	0	0
99	Chris Canty	DE	6-7	320	11/10/82	12	Virginia	FA '13		1	1	0	0
Practice Squad													
2	Bryn Renner	QB	6-3	225	1/22/90	1	North Carolina	FA '15		0	0	0	0
10	Jeremy Ross	WR	6-0	215	3/16/88	3	California	FA '15		0	0	0	0
17	Jeremy Butler	WR	6-2	213	4/22/91	2	Tennessee-Martin	FA '14		0	0	0	0
27	Asa Jackson	CB/RS	5-10	183	12/2/89	4	Cal Poly	D5 '12		0	0	0	0
32	Charles James II	CB	5-9	179	5/14/90	2	Charleston Southern	FA '15		0	0	0	0
36	Nick Perry	S	6-1	211	12/7/91	R	Alabama	FA '15		0	0	0	0
45	Brennen Beyer	OLB	6-4	256	11/25/92	R	Michigan	FA '15		0	0	0	0
62	Kaleb Johnson	G	6-4	316	2/24/93	R	Rutgers	FA '15		0	0	0	0
77	De'Ondre Wesley	G/T	6-6	326	8/28/92	R	BYU	FA '15		0	0	0	0
84	Dominique Jones	TE	6-3	270	8/15/87	3	Shepherd	FA '15		0	0	0	0
Reserve/Injured													
26	Matt Elam	S	5-10	200	9/21/91	3	Florida	D1 '13		0	0	0	0
47	Julian Wilson	CB	6-2	215	10/25/91	R	Oklahoma	FA '15		0	0	0	0
79	Micajah Reynolds	DT	6-5	330	1/24/91	1	Michigan State	FA '15		0	0	0	0
81	Cam Worthy	WR	6-3	212	4/6/92	R	East Carolina	FA '15		0	0	0	0
85	Allen Reisner	TE	6-3	255	9/29/88	3	Iowa	FA '14		0	0	0	0
92	Zach Thompson	OLB	6-5	265	1/18/91	1	Wake Forest	FA '15		0	0	0	0
96	Brent Urban (DFR)	DE	6-7	295	5/5/91	2	Virginia	D4a '14		0	0	0	0
Physically Unable to Perform (PUP)													
88	Dennis Pitta	TE	6-4	245	6/29/85	6	BYU	D4 '10		0	0	0	0

2015 POSITIONAL ROSTER

As of Sept. 15

QUARTERBACKS

5	Joe Flacco	QB
8	Matt Schaub	QB

WIDE RECEIVERS

11	Kamar Aiken	WR
12	Darren Waller	WR
14	Marlon Brown	WR
15	Michael Campanaro	WR/RS
18	Breshad Perriman	WR
89	Steve Smith Sr.	WR

RUNNING BACKS

29	Justin Forsett	RB
30	Terrence Magee	RB
34	Lorenzo Taliaferro	RB
37	Javorius Allen	RB
44	Kyle Juszczyk	FB

TIGHT ENDS

80	Crockett Gillmore	TE
82	Nick Boyle	TE
87	Maxx Williams	TE

OFFENSIVE LINE

53	Jeremy Zuttah	G/C
60	Eugene Monroe	T
64	John Urschel	G/C
66	Ryan Jensen	G/C
71	Rick Wagner	G/T
72	Kelechi Osemele	G/T
73	Marshal Yanda	G/T
74	James Hurst	T

SECONDARY

21	Lardarius Webb	CB/RS
22	Jimmy Smith	CB
23	Kendrick Lewis	S
24	Kyle Arrington	CB
25	Tray Walker	CB
28	Brynden Trawick	S
31	Terrence Brooks	S
33	Will Hill III	S
38	Rashaan Melvin	CB
41	Anthony Levine Sr.	DB

LINEBACKERS

50	Albert McClellan	ILB
51	Daryl Smith	ILB
54	Zachary Orr	ILB
55	Terrell Suggs	OLB
57	C.J. Mosley	ILB
58	Elvis Dumervil	OLB
59	Arthur Brown	ILB
90	Za'Darius Smith	OLB
91	Courtney Upshaw	OLB

DEFENSIVE LINE

79	Christo Bilukidi	DT
93	Lawrence Guy	DE
94	Carl Davis	DT
95	Kapron Lewis-Moore	DE
97	Timmy Jernigan	DT
98	Brandon Williams	DT
99	Chris Canty	DE

SPECIALISTS

4	Sam Koch	P
9	Justin Tucker	K
46	Morgan Cox	LS

PRACTICE SQUAD

2	Bryn Renner	QB
10	Jeremy Ross	WR
17	Jeremy Butler	WR
27	Asa Jackson	CB/RS
32	Charles James II	CB
36	Nick Perry	S
45	Brennen Beyer	OLB
62	Kaleb Johnson	G
77	De'Ondre Wesley	G/T
84	Dominique Jones	TE

RESERVE/INJURED

26	Matt Elam	S
47	Julian Wilson	CB
79	Micajah Reynolds	DT
81	Cam Worthy	WR
85	Allen Reisner	TE
92	Zach Thompson	OLB
96	Brent Urban (Designated for Return)	DE

PHYSICALLY UNABLE TO PERFORM (PUP)

88	Dennis Pitta	TE
----	--------------	----

2015 COACHING STAFF

John Harbaugh Head Coach
Jerry Rosburg Special Teams Coordinator/Associate Head Coach
Dean Pees Defensive Coordinator
Marc Trestman Offensive Coordinator
Richard Angulo Tight Ends
Clarence Brooks Defensive Line
Juan Castillo Offensive Line
Bobby Engram Wide Receivers
Thomas Hammock Running Backs
Chris Hewitt Defensive Backs
Don Martindale Inside Linebackers
Ted Monachino Linebackers
Marty Mornhinweg Quarterbacks

Craig Ver Steeg Senior Offensive Assistant
Todd Washington Assistant Offensive Line
Matt Weiss Cornerbacks Coach
Bob Rogucki Strength and Conditioning
Juney Barnett Assistant Strength and Conditioning
Andy Bischoff Offensive Quality Control
Randy Brown Kicking Consultant
Scott Cohen Coaching Consultant
Mike Macdonald Defensive Assistant
Megan McLaughlin Exec. Asst./Football Info Manager
Dan Parsons Assistant to Head Coach
Eugene Shen Director of Coaching Analytics
Drew Wilkins Defensive Coaching Assistant

DEPTH CHART

Last updated by Ravens PR staff on Sept. 15

OFFENSE

LWR	11	Kamar Aiken (1/1)	18	<u>Breshad Perriman (0/0)*</u>	15	Michael Campanaro (1/0)
RWR	89	Steve Smith Sr. (1/1)	14	Marlon Brown (1/0)	12	<u>Darren Waller (1/0)</u>
LT	60	Eugene Monroe (1/1)	74	James Hurst (1/0)		
LG	72	Kelechi Osemele (1/1)	64	John Urschel (1/0)		
C	53	Jeremy Zuttah (1/1)	64	John Urschel (1/0)	66	Ryan Jensen (0/0)
RG	73	Marshal Yanda (1/1)	64	John Urschel (1/0)		
RT	71	Rick Wagner (1/1)	74	James Hurst (1/0)		
TE	80	Crockett Gillmore (1/1)	87	<u>Maxx Williams (1/0)</u>	82	<u>Nick Boyle (1/0)</u>
QB	5	Joe Flacco (1/1)	8	Matt Schaub (0/0)		
FB	44	Kyle Juszczyk (1/1)				
RB	29	Justin Forsett (1/1)	34	Lorenzo Taliaferro (0/0)*	37	<u>Javorius Allen (1/0)</u>
					30	<u>Terrence Magee (0/0)</u>

DEFENSE

DT	97	Timmy Jernigan (0/0)*	95	Kapron Lewis-Moore (1/0)	79	Christo Bilukidi (0/0)
NT	98	Brandon Williams (1/1)	94	<u>Carl Davis (1/0)</u>		
DE	99	Chris Canty (1/1)	93	Lawrence Guy (1/0)		
OLB	55	Terrell Suggs (1/1)*	90	<u>Za'Darius Smith (0/0)</u>		
ILB	57	C.J. Mosley (1/1)	59	Arthur Brown (1/0)		
ILB	51	Daryl Smith (1/1)	50	Albert McClellan (1/0)	54	Zachary Orr (1/0)
Sam	91	Courtney Upshaw (1/0) - OR -	58	Elvis Dumervil (1/1)		
LCB	21	Lardarius Webb (1/1)	24	Kyle Arrington (1/1)	25	<u>Tray Walker (1/0)</u>
SS	33	Will Hill III (1/1)	28	Brynden Trawick (1/0)		
FS	23	Kendrick Lewis (1/1)	41	Anthony Levine Sr. (1/0)	31	Terrence Brooks (1/0)
RCB	22	Jimmy Smith (1/1)	38	Rashaan Melvin (0/0)*		

SPECIAL TEAMS

P	4	Sam Koch (1/0)				
K	9	Justin Tucker (1/0)				
H	4	Sam Koch (1/0)				
LS	46	Morgan Cox (1/0)				
KOR	15	Michael Campanaro (1/0)				
PR	15	Michael Campanaro (1/0)	89	Steve Smith Sr. (1/1)	21	Lardarius Webb (1/1)

(2015 Games Played/Games Started)

Rookie Players Underlined

* *Injured*

PRONUNCIATION GUIDE

Players: Kamar Aiken (kuh-MARR); Javorius Allen (juh-VAR-us); Christo Bilukidi (CHRIS-toe bill-oh-KEE-dee); Michael Campanaro (camp-ah-NAIR-oh); Kyle Juszczyk (YOOZ-check); Sam Koch (Cook); Anthony Levine (luh-VEEN); Kapron Lewis-Moore (CAP-rin); Kelechi Osemele (kah-LETCHEE-oh-SEM-uh-lee); Dennis Pitta (PIT-uh); Micajah Reynolds (muh-KAI-juh); Za'Darius Smith (zuh-DARE-ee-us); Lorenzo Taliaferro (tal-uh-FARE-oh); Brynden Trawick (BREN-den TRAH-wick); Lardarius Webb (lahr-DARE-ee-us); Marshal Yanda (YAWN-da); Jeremy Zuttah (ZOO-tuh)

Coaches: Richard Angulo (an-GOO-low); Andy Bischoff (BISH-off); Juan Castillo (cass-TEE-yo); Ted Monachino (mah-nah-KEY-no); Bob Rogucki (ruh-GUS-key); Craig Ver Steeg (ver-STEGG)

HOW THE 2015 RAVENS ARE BUILT

HOW ACQUIRED

YEAR	PLAYER	ACQ.
2003	OLB Terrell Suggs	D1a
2006	P Sam Koch	D6a
2007	G/T Marshal Yanda	D3b
2008	QB Joe Flacco	D1
2009	CB/RS Lardarius Webb	D3
2010	LS Morgan Cox	RFA
	LB Albert McClellan	RFA
	<i>TE Dennis Pitta [PUP]</i>	D4
2011	CB Jimmy Smith	D1
2012	DB Anthony Levine	FA
	G/T Kelechi Osemele	D2b
	K Justin Tucker	RFA
	OLB Courtney Upshaw	D2a
2013	LB Arthur Brown	D2
	WR Marlon Brown	RFA
	DE Chris Canty	FA
	OLB Elvis Dumervil	FA
	<i>S Matt Elam [Injured Reserve]</i>	D1
	OL Ryan Jensen	D6b
	FB Kyle Juszczyk	D4b
	DE Kapron Lewis-Moore	D6a
	T Eugene Monroe	TR (Jax.)
	LB Daryl Smith	UFA (Jax.)
	S Brynden Trawick	RFA
	T Rick Wagner	D5
	DT Brandon Williams	D3
2014	WR Kamar Aiken	FA
	DT Christo Bilukidi	WA (Cin.)
	S Terrence Brooks	D3
	WR/RS Michael Campanaro	D7
	RB Justin Forsett	FA
	TE Crockett Gillmore	D3b
	DE Lawrence Guy	WA (SD)
	S Will Hill	FA
	T James Hurst	RFA
	DT Timmy Jernigan	D2
	CB Rashaan Melvin	FA
	LB C.J. Mosley	D1
	LB Zachary Orr	RFA
	<i>TE Allen Reisner [Injured Reserve]</i>	FA
	WR Steve Smith Sr.	FA
	<i>DE Brent Urban [Injured Reserve - DFR]</i>	D4a
	RB Lorenzo Taliaferro	D4b
	G/C John Urschel	D5
	C Jeremy Zuttah	TR (TB)
2015	RB Javorius Allen	D4b
	CB Kyle Arrington	FA
	TE Nick Boyle	D5a
	DT Carl Davis	D3
	S Kendrick Lewis	UFA (Hou.)
	RB Terrence Magee	RFA
	WR Breshad Perriman	D1
	<i>DT Micajah Reynolds [Injured Reserve]</i>	FA
	QB Matt Schaub	FA
	OLB Za'Darius Smith	D4a
	<i>OLB Zach Thompson [Injured Reserve]</i>	FA
	CB Tray Walker	D4c
	WR Darren Waller	D6
	TE Maxx Williams	D2
	<i>CB Julian Wilson [Injured Reserve]</i>	FA
	<i>WR Cam Worthy [Injured Reserve]</i>	FA

RAVENS BY DRAFT ROUND

1st ROUND (7)	TEAM	YEAR
OLB Terrell Suggs	Baltimore	2003 (10th)
QB Joe Flacco	Baltimore	2008 (18th)
T Eugene Monroe	Jacksonville	2009 (8th)
CB Jimmy Smith	Baltimore	2010 (27th)
<i>S Matt Elam [Injured Reserve]</i>	Baltimore	2013 (32nd)
LB C.J. Mosley	Baltimore	2014 (17th)
WR Breshad Perriman	Baltimore	2015 (26th)
2nd ROUND (6)		
LB Daryl Smith	Jacksonville	2004
G/T Kelechi Osemele	Baltimore	2012
OLB Courtney Upshaw	Baltimore	2012
LB Arthur Brown	Baltimore	2013
DT Timmy Jernigan	Baltimore	2014
TE Maxx Williams	Baltimore	2015
3rd ROUND (9)		
WR Steve Smith Sr.	Carolina	2001
QB Matt Schaub	Atlanta	2004
G/T Marshal Yanda	Baltimore	2007
C Jeremy Zuttah	Tampa Bay	2008
CB/RS Lardarius Webb	Baltimore	2009
DT Brandon Williams	Baltimore	2013
S Terrence Brooks	Baltimore	2014
TE Crockett Gillmore	Baltimore	2014
DT Carl Davis	Baltimore	2015
4th ROUND (9)		
DE Chris Canty	Dallas	2005
OLB Elvis Dumervil	Denver	2006
<i>TE Dennis Pitta [PUP]</i>	Baltimore	2010
FB Kyle Juszczyk	Baltimore	2013
RB Lorenzo Taliaferro	Baltimore	2014
<i>DE Brent Urban [Injured Reserve - DFR]</i>	Baltimore	2014
OLB Za'Darius Smith	Baltimore	2015
RB Javorius Allen	Baltimore	2015
CB Tray Walker	Baltimore	2015
5th ROUND (4)		
S Kendrick Lewis	Kansas City	2010
G/T Rick Wagner	Baltimore	2013
G/C John Urschel	Baltimore	2014
TE Nick Boyle	Baltimore	2015
6th ROUND (5)		
P Sam Koch	Baltimore	2006
DT Christo Bilukidi	Oakland	2012
OL Ryan Jensen	Baltimore	2013
DE Kapron Lewis-Moore	Baltimore	2013
WR Darren Waller	Baltimore	2015
7th ROUND (3)		
RB Justin Forsett	Seattle	2008
DE Lawrence Guy	Green Bay	2011
WR/RS Michael Campanaro	Baltimore	2014
UNDRAFTED (18)		
CB Kyle Arrington	Philadelphia	2008
LS Morgan Cox	Baltimore	2010
DB Anthony Levine Sr.	Green Bay	2010
LB Albert McClellan	Baltimore	2010
WR Kamar Aiken	Buffalo	2011
<i>TE Allen Reisner [Injured Reserve]</i>	Minnesota	2011
S Will Hill III	NY Giants	2012
K Justin Tucker	Baltimore	2012
WR Marlon Brown	Baltimore	2013
CB Rashaan Melvin	Tampa Bay	2013
S Brynden Trawick	Baltimore	2013
T James Hurst	Baltimore	2014
LB Zachary Orr	Baltimore	2014
<i>DT Micajah Reynolds [Injured Reserve]</i>	New Orleans	2014
<i>OLB Zach Thompson [Injured Reserve]</i>	NY Jets	2014
RB Terrence Magee	Baltimore	2015
<i>CB Julian Wilson [Injured Reserve]</i>	Baltimore	2015
<i>WR Cam Worthy [Injured Reserve]</i>	Baltimore	2015

[Italics indicates player not on active 53-man roster.]

2015 TRANSACTIONS

- **Jan. 12:** Signed **CB Victor Hampton**, T Marcel Jones, DB Quinton Pointer, TE Allen Reisner, **QB Bryn Renner**, TE Konrad Reuland, FB Kiero Small, DE Zach Thompson and QB Keith Wenning to Reserve/Future Contracts.
- **Jan. 22:** Signed **WR Aldrick Robinson** to a Reserve/Future contract.
- **Feb. 2:** Terminated the contract of vested veteran DT Terrence Cody.
- **Feb. 25:** Terminated the contract of vested veteran WR/RS Jacoby Jones.
- **Feb. 27:** Terminated the contract of vested veteran DE Chris Canty.
- **March 2:** Waived CB Victor Hampton.
- **March 10:** Traded DT Haloti Ngata to the Detroit Lions in exchange for a 2015 fourth- and fifth-round draft pick.
- **March 12:** Re-signed restricted free agent CB Anthony Levine and unrestricted free agent RB Justin Forsett.
- **March 17:** Re-signed restricted free agent DT Christo Bilukidi and unrestricted free agent LS Morgan Cox; Signed unrestricted free agent S Kendrick Lewis.
- **March 18:** Re-signed unrestricted free agents DE Lawrence Guy and DE Chris Canty; Terminated the contract of RB Bernard Pierce.
- **March 31:** Signed free agent **QB Matt Schaub**.
- **April 1:** Traded G/C Gino Gradkowski and a 2016 draft choice to the Denver Broncos in exchange for a 2016 draft choice.
- **April 9:** Re-signed unrestricted free agent G/T Jah Reid.
- **April 14:** Re-signed exclusive rights free agents G/C Ryan Jensen, CB Rashaan Melvin and S Brynden Trawick.
- **April 17:** Re-signed exclusive rights free agent TE Phillip Supernaw.
- **April 20:** Re-signed exclusive rights free agents WR Kamar Aiken and CB Tramain Jacobs.
- **April 21:** Re-signed exclusive rights free agent LS Patrick Scales.
- **April 22:** Re-signed exclusive rights free agent DT Casey Walker.
- **April 23:** Re-signed restricted free agent K Justin Tucker.
- **April 29:** Re-signed exclusive rights free agent RB Fitzgerald Toussaint.
- **May 6:** Re-signed exclusive rights free agent DE Steven Means.
- **May 7:** Re-signed restricted free agent S Will Hill.
- **May 8:** Signed the following rookie free agents: **OLB Darius Allen**, T Darryl Baldwin, **OLB Brennen Beyer**, **WR DeAndre Carter**, T Blaine Clausell, **ILB Trey DePriest**, T Nick Easton, G Kaleb Johnson, QB Jerry Lovelocke, RB Terrence Magee, P Justin Manton, S Nick Perry, T De'Andre Wesley, **CB Julian Wilson** and **WR Cam Worthy**; Signed the following 2015 draft choices: **RB Javorius Allen**, **TE Nick Boyle**, G Robert Myers, **OLB Za'Darius Smith**, **CB Tray Walker**, **WR Darren Waller** and **TE Maxx Williams**.
- **May 9:** Signed 2015 draft choice **DT Carl Davis**.
- **May 11:** Signed 2015 draft choice **WR Breshad Perriman**.
- **May 12:** Waived **OLB Darius Allen**, TE Phillip Supernaw, QB Keith Wenning; Signed rookie free agents **ILB Andrew Bose**, **WR Daniel Brown** and **G Leon Brown**.
- **May 14:** Waived **ILB Andrew Bose** and signed free agent **CB Kyle Arrington**.
- **May 27:** Waived **ILB Trey DePriest** and re-signed **ILB Andrew Bose**.
- **May 29:** Waived (injured, leg) **CB Julian Wilson** (who then reverted to Injured Reserve) and signed unrestricted free agent **CB Cassius Vaughn**.
- **July 29:** Waived (injured, foot) **WR Cam Worthy** (who then reverted to Injured Reserve) and signed free agent **WR Tom Nelson**.
- **Aug. 1:** Waived QB Jerry Lovelocke and signed free agent **WR Trent Steelman**.
- **Aug. 5:** Waived DT Casey Walker and signed free agent **DT Micajah Reynolds**.
- **Aug. 31:** Waived G Leon Brown, WR DeAndre Carter, CB Tramain Jacobs, G/T Marcel Jones, P Justin Manton, LS Patrick Scales and WR Trent Steelman; Terminated the contract of vested veteran WR Aldrick Robinson; Placed S Matt Elam, CB Chris Greenwood, OLB Steven Means and TE Allen Reisner on Injured Reserve; Placed T Darryl Baldwin on the Non-Football Illness list.
- **Sept. 1:** Waived G/T De'Andre Wesley and T Darryl Baldwin; Placed TE Dennis Pitta on the Physically Unable to Perform list.
- **Sept. 2:** Waived OLB Steven Means (injury settlement).
- **Sept. 4:** Waived LB Andrew Bose, WR Daniel Brown, T Blaine Clausell, WR Tom Nelson and CB Quinton Pointer.
- **Sept. 5:** Traded C Nick Easton to the San Francisco 49ers in exchange for a 2016 conditional draft pick; Waived the following players: OLB Brennen Beyer; WR Jeremy Butler, CB/RS Asa Jackson, G Kaleb Johnson, RB Terrence Magee, G Robert Myers, S Nick Perry, QB Bryn Renner, TE Konrad Reuland, FB Kiero Small, RB Fitzgerald Toussaint; Waived (injured) DT Micajah Reynolds and DeAngelo Tyson; Placed OLB Zach Thompson on Injured Reserve; Terminated the contracts of vested veterans G/T Jah Reid and CB Cassius Vaughn.
- **Sept. 6:** Signed OLB Brennen Beyer, WR Jeremy Butler, G Kaleb Johnson, S Nick Perry, QB Bryn Renner, TE Konrad Reuland and G/T De'Andre Wesley to the practice squad.
- **Sept. 7:** Waived (injury settlement) DE DeAngelo Tyson; Signed WR Daniel Brown, **TE Dominique Jones** and **WR Jeremy Ross** to the practice squad.
- **Sept. 8:** Terminated the practice squad contract of TE Konrad Reuland; Signed **CB Charles James** to the practice squad; Placed DE Brent Urban on Reserve/Injured-Designated for Return and signed RB Terrence Magee to the 53-man roster.
- **Sept. 10:** Terminated the practice squad contract of WR Daniel Brown; Signed CB/RS Asa Jackson to the practice squad.

(Bold denotes first time player has joined the Ravens.)



2015 GAME-BY-GAME STARTERS

OFFENSE

GAME	WR	LT	LG	C	RG	RT	TE	WR	QB	RB	FB	OTHER
09/13/15	@ Denver	S. Smith	Monroe	Osemele	Zuttah	Yanda	Wagner	Aiken	Flacco	Forsett	Juszczyk	
09/20/15	@ Oakland											
09/27/15	vs. Cincinnati											
10/01/15	@ Pittsburgh											
10/11/15	vs. Cleveland											
10/18/15	@ San Francisco											
10/26/15	@ Arizona											
11/01/15	vs. San Diego											
11/15/15	vs. Jacksonville											
11/22/15	vs. St. Louis											
11/30/15	at Cleveland											
12/06/15	at Miami											
12/13/15	vs. Seattle											
12/20/15	vs. Kansas City											
12/27/15	vs. Pittsburgh											
01/03/16	at Cincinnati											

DEFENSE

GAME	DT	DE	NT	SAM	MIKE	WILL	RUSH	RCB	LCB	SS	FS	OTHER
09/13/15	@ Denver	n/a	Canty	Williams	Dumervil	D. Smith	Mosley	Suggs	J. Smith	Hill III	Lewis	Arrington (DB)
09/20/15	@ Oakland											
09/27/15	vs. Cincinnati											
10/01/15	@ Pittsburgh											
10/11/15	vs. Cleveland											
10/18/15	@ San Francisco											
10/26/15	@ Arizona											
11/01/15	vs. San Diego											
11/15/15	vs. Jacksonville											
11/22/15	vs. St. Louis											
11/30/15	at Cleveland											
12/06/15	at Miami											
12/13/15	vs. Seattle											
12/20/15	vs. Kansas City											
12/27/15	vs. Pittsburgh											
01/03/16	at Cincinnati											

Bold denotes first NFL start

2015 RAVENS STATISTICS

WON 0, LOST 1

09/13	L 13-19	at Denver	76,798
09/20		at Oakland	
09/27		Cincinnati	
10/01		at Pittsburgh	
10/11		Cleveland	
10/18		at San Francisco	
10/26		at Arizona	
11/01		San Diego	
11/15		Jacksonville	
11/22		St. Louis	
11/30		at Cleveland	
12/06		at Miami	
12/13		Seattle	
12/20		Kansas City	
12/27		Pittsburgh	
01/03		at Cincinnati	

	Balt.	Opp.
TOTAL FIRST DOWNS	11	16
Rushing	6	4
Passing	4	11
Penalty	1	1
3rd Down: Made/Att	2/13	8/18
3rd Down Pct.	15.4	44.4
4th Down: Made/Att	1/1	0/0
4th Down Pct.	100.0	0.0
POSSESSION AVG.	22:43	37:17
TOTAL NET YARDS	173	219
Avg. Per Game	173.0	219.0
Total Plays	57	69
Avg. Per Play	3.0	3.2
NET YARDS RUSHING	73	69
Avg. Per Game	73.0	69.0
Total Rushes	23	25
NET YARDS PASSING	100	150
Avg. Per Game	100.0	150.0
Sacked/Yards Lost	2/17	4/25
Gross Yards	117	175
Att./Completions	32/18	40/24
Completion Pct.	56.3	60.0
Had Intercepted	2	1
PUNTS/AVERAGE	6/51.7	5/51.8
NET PUNTING AVG.	6/48.3	5/45.4
PENALTIES/YARDS	3/15	8/45
FUMBLES/BALL LOST	0/0	0/0
TOUCHDOWNS	1	1
Rushing	0	0
Passing	0	0
Returns	1	1

* SCORE BY PERIODS	Q1	Q2	Q3	Q4	OT	PTS
TEAM	0	3	10	0	0	13
OPPONENTS	6	3	7	3	0	19

* SCORING	TD-Ru	Pa	Rt	K-PAT	FG	S	PTS
Tucker	0	0	0	1/1	2/2	0	7
Jimmy Smith	1	0	0	1		0	6
TEAM	1	0	0	1	1/1	2/2	13
OPPONENTS	1	0	0	1	1/1	4/4	19

2-Pt Conv: TEAM 0-0, OPPONENTS 0-0

SACKS: Mosley 2, Canty 1, McClellan 1, TEAM 4, OPPONENTS 2

FUM/LOST: None

* RUSHING	No.	Yds	Avg	Long	TD			
Forsett	14	43	3.1	20	0			
Allen	9	30	3.3	8	0			
TEAM	23	73	3.2	20	0			
OPPONENTS	25	69	2.8	11	0			
* RECEIVING	No.	Yds	Avg	Long	TD			
Juszczyk	4	17	4.3	9	0			
Forsett	4	13	3.3	7	0			
M. Brown	2	25	12.5	22	0			
Gillmore	2	23	11.5	14	0			
S. Smith	2	13	6.5	10	0			
M. Williams	1	15	15.0	15	0			
Campanaro	1	8	8.0	8	0			
Allen	1	4	4.0	4	0			
Aiken	1	-1	-1.0	-1	0			
TEAM	18	117	6.5	22	0			
OPPONENTS	24	175	7.3	18	0			
* INTERCEPTIONS	No.	Yds	Avg	Long	TD			
Jimmy Smith	1	24	24.0	24t	1			
TEAM	1	24	24.0	24t	1			
OPPONENTS	2	51	25.5	51t	1			
* PUNTING	No.	Yds	Avg	Net	TB	In	Lg	B
Koch	6	310	51.7	48.3	0	2	59	0
TEAM	6	310	51.7	48.3	0	2	59	0
OPPONENTS	5	259	51.8	45.4	0	2	62	0
* PUNT RETURNS	Ret	FC	Yds	Avg	Long	TD		
S. Smith	2	1	32	16.0	22	0		
TEAM	2	1	32	16.0	22	0		
OPPONENTS	3	1	20	6.7	13	0		
* KICKOFF RETURNS	No.	Yds	Avg	Long	TD			
Boyle	1	10	10.0	10	0			
TEAM	1	10	10.0	10	0			
* FIELD GOALS	1-19	20-29	30-39	40-49	50+			
Tucker	0/0	0/0	0/0	1/1	1/1			
TEAM	0/0	0/0	0/0	1/1	1/1			
OPPONENTS	0/0	0/0	1/1	1/1	2/2			
Tucker:	(52G, 44G)							
OPP:	(57G, 56G, 43G, 33G)							

* PASSING	Att	Cmp	Yds	Cmp%	Yds/Att	TD	TD%	Int	Int%	Long	Sack/Lost	Rating
Flacco	32	18	117	56.3	3.66	0	0.0	2	6.3	22	2/17	38.2
TEAM	32	18	117	56.3	3.66	0	0.0	2	6.3	22	2/17	38.2
OPPONENTS	40	24	175	60.0	4.38	0	0.0	1	2.5	18	4/25	59.9

2015 RAVENS DEFENSIVE STATS

from Press Box Stats

Name	Total	Solo	Assists	Sacks	Yds.	INT	Yds.	PD	FF	FR
Smith, Jimmy	8	8	0	0	0	1	24	1	0	0
Williams, Brandon	7	6	1	0	0	0	0	0	0	0
Smith, Daryl	6	2	4	0	0	0	0	2	0	0
Mosley, C.J.	5	4	1	2	8	0	0	1	0	0
Hill III, Will	5	4	1	0	0	0	0	0	0	0
Arrington, Kyle	4	4	0	0	0	0	0	0	0	0
Webb, Lardarius	3	3	0	0	0	0	0	0	0	0
Guy, Lawrence	3	3	0	0	0	0	0	0	0	0
Davis, Carl	3	2	1	0	0	0	0	1	0	0
Upshaw, Courtney	3	2	1	0	0	0	0	0	0	0
Canty, Chris	2	2	0	1	8	0	0	1	0	0
Dumervil, Elvis	2	2	0	0	0	0	0	0	0	0
Lewis-Moore, Kapron	2	2	0	0	0	0	0	0	0	0
McClellan, Albert	2	1	1	1	9	0	0	0	0	0
Lewis, Kendrick	1	1	0	0	0	0	0	0	0	0
Totals	56	46	10	4	25	1	24	6	0	0

2015 RAVENS SPECIAL TEAMS STATS

from Press Box Stats

Name	Total	Solo	Assists	FF	FR	Blocked Kicks
Mosley, C.J.	1	1	0	0	0	0
Orr, Zachary	1	1	0	0	0	0
Totals	2	2	0	0	0	0

2015 SINGLE-GAME BESTS

Tackles: 8 by Jimmy Smith at Den. (9/13)
Sacks: 2 by C.J. Mosley at Den. (9/13)
Interceptions: 1 by Jimmy Smith at Den. (9/13)
Passes Defensed: 2 by Daryl Smith at Den. (9/13)
Forced Fumbles: None
Fumble Recoveries: None
Special Teams Tackles: 1 by C.J. Mosley and Zach Orr at Den. (9/13)

