



2014



COMMITMENT TO EXCELLENCE

AL DAVIS

July 4, 1929 – Oct. 8, 2011

Al Davis, a true legend, was a maverick, a giant among giants, a star among stars, a hero, a mentor and a friend.

When Davis passed away during the 2011 season, football lost an innovator, a pioneer with a deep love and passion for the game, a man who most assuredly will never be forgotten or duplicated. A Pro Football Hall of Famer who arguably did more to change the game than any other individual, Davis was honored the day after his passing with a moment of silence at every NFL stadium.

At one of those venues, Houston's Reliant Stadium, Davis' players took the field without his guidance for the first time in 17,710 days. And in one of so many franchise games for the ages, this comeback featuring key contributions from three of his first-round draft choices, the Raiders that day honored Davis by doing what he cared about most – they won.

"Just win," Davis once said. "Play hard. Try not to make mistakes, but don't worry about mistakes because there's only one thing that counts: Just win."

Before that win in Houston, Davis' death spawned an overwhelming outpouring of statements from football executives, coaches and players, past and present. A clear common thread in those expressions of remembrance was that anyone with any level of affinity for football should acknowledge that the game would not be what it is without Davis.

That's not just because Davis held the titles of general manager, head coach, league commissioner and principal owner, and led the Raiders to more wins than any other team. The game would not be what it is because, through his unyielding efforts to build the finest franchise in sports, Davis broke social barriers, creating opportunities for countless individuals, and cared selflessly about people, treating them the way they wanted to be treated. No one has had a more profound and lasting impact on pro football.

SEEDS OF GENIUS

Had Davis remained in coaching, fellow innovator Bill Walsh once theorized, Davis would be considered one of the greatest coaches of all-time.


On Jan. 15, 1963, the American Football League Raiders made a 33-year-old Davis the youngest general manager and head coach in pro history. And before the budding genius called his first play, Davis took complete control over all phases of the franchise, including changing Oakland's uniform colors to silver and black, to resemble the great Army teams he had idolized during the 1940s, and re-branded the Raiders into an image that is today instantly recognized worldwide.

"If there's anything that we've done that I'm particularly proud of," Davis recalled later in his life, "I would have to say the perpetuation of the greatness of the Raiders; to take a professional football team and give it a distinct characteristic, that's different from all others."

That characteristic in his first season on the Raiders sideline became forever linked to winning. Davis earned Coach of the Year honors after leading the Raiders, 1-13 the season before, to the most significant year-to-year improvement in pro football history, a 10-4 mark. Although he sacrificed his coaching career to become AFL Commissioner following the 1965 season, the profession always remained important to him, partly because it served as the foundation for his contributions to football.

That foundation was first poured in his hometown, the borough of Brooklyn, N.Y., where he played basketball and learned some of his unshakable principles under Coach Al Badain at Erasmus Hall High School.

Davis graduated with a degree in English literature from Syracuse University, which later honored him with a Letterman of Distinction award, and shortly after, in 1950, launched his career as line coach at Adelphi College.





After entering the Army in 1952, Davis served as head football coach at Ft. Belvoir, Va. There, he molded a national power, finishing with a win over Maryland, the reigning national champion.

Davis worked in the player personnel office of the Baltimore Colts for one year (1954), then spent two seasons (1955-56) as line coach and chief recruiter at The Citadel, before becoming in 1957 the University of Southern California's line coach.

His next job didn't take him very far, moving across town from USC to the Los Angeles Chargers of the new AFL, but the move to pro football was a major step. Hired by Sid Gillman in 1960 as the Chargers' offensive ends coach, Davis helped the team to a pair of division titles in just three years.

That rise gave Davis the opportunity to lead his own team in 1963. Several factors influenced his head-coach blueprints. In addition to his coaching career, the precision of the Black Knights of the Hudson, their quickness and explosion with Doc Blanchard and Glenn Davis, left an indelible impression on Davis growing up. He also took several chapters from another sport.

"As a young guy," he said, "I had a dream that someday I would build the finest organization in professional sports. I had a lot of thoughts on how I would do it. I had the inspiration of two great organizations when I was growing up.

"The Yankees to me personified the size of the players, power, the home run, and intimidation and fear. Very important characteristics to me of what I thought a great team and a great organization should have. The Dodgers, under Branch Rickey, were totally different in my mind. They represented speed. They represented development of players, a way of playing the game, the Dodger way of playing the game. And I always thought that someone intelligent could take all the qualities, the great qualities of both, and put them together and use them."

In addition to those qualities, he also instilled in the Raiders tenets that were all his own, and in the process, he revolutionized pro football.

Offensively, Davis created the vertical game, now known as stretching the field.

"When we came out of the huddle," he remembered about his Raiders, "we weren't looking for first downs. We didn't want to move the chains. We wanted touchdowns. We wanted the big play, the quick strike. It's No. 1 to say that you want to do that, it's No. 2 to say that you have the players to do it, but it's No. 3 to do it. Do it on first down of any football game, on that defense that you're playing against. For those cornerbacks that play out there on the corners, to know that the Raiders are coming at you, they're coming at you on top, they've got the speed to do it, and they will do it. It's like having the bomb and being willing to drop it. The adage that goes around in professional football, and I hear everyone say it, 'Take what they give you.' That all sounds good to everybody, but I always went the other way: We're going to take what we want."

On the other side of the line, Davis also wanted to attack, to put pressure on the pocket, and do more than just disrupt the offense physically.

"I do believe that this is a game, psychologically, of intimidation and of fear. I don't mean cowardly fear, but fear. I think this: That somewhere within the first five to 10 plays of the game that the other team's quarterback must go down, and he must go down hard. That alone sets the tempo for a game."

Once that tempo was established, taking a cue from college basketball, Davis was the first to utilize his cornerbacks in a bump-and-run principle.

"We used to call it the press. We got the idea from John Wooden, when he had his great zone press, with his great basketball teams, where they picked you up as soon as you took the ball out, and they pressured you. And we got the idea and called it press. And then I think Don Shula started calling it bump-and-run, so we changed to bump-and-run."



Davis' vision to see where the game was headed, or to pave a new road to winning, led future successful coaches like Bill Parcells and Bill Belichick to regard Davis as the NFL's most intelligent individual.

From 1963-2002, the Raiders dominated pro football, posting the game's best cumulative won-loss record. Earning the moniker "Team of the Decades," the franchise posted 17 winning seasons over an 18-year stretch from 1963-80. The Raiders then posted 11 more winning campaigns from 1982-2002, including double-digit wins in 1983, 1984, 1985, 1990, 1993, 2000, 2001 and 2002. All told under Davis, the Raiders won four league championships – Super Bowls XI, XV and XVIII and the 1967 AFL title.



FROM HEAD COACH TO COMMISSIONER, TO MERGER

Persuaded by American Football League owners who viewed him as the perfect person to lead their battle against the established NFL, Davis reluctantly became league commissioner on April 8, 1966. Remarkably, Davis would spend less than 16 weeks in that role, but the shots his administration fired during that short period still reverberate today.

For the first half of the 1960s, the AFL and NFL fought a tenacious fight for college talent, but they battled with a significant unwritten rule that veterans were off limits. A little more than a month after Davis took office, the NFL's New York Giants violated that rule, signing veteran Buffalo kicker Pete Gogolak. As longtime Raiders executive Al LoCasale remembered, the NFL took a shot with a revolver and Davis shot back using a machine gun. Davis passionately and strategically convinced AFL owners to go after established NFL stars. In a short period, the AFL had signed many of the NFL's veteran playmakers, including the NFL's leading passer John Brodie, and Roman Gabriel from the Los Angeles Rams.



"We had about four or five quarterbacks all lined up," Davis said. "Three or four of their other great players had already signed. It was a preliminary strike to let them know what's going to happen if they continue this."

Within months, the two leagues had agreed to a merger that formed the league familiar to today's fans, including as part of the agreement a world championship game now known as the Super Bowl. Having served as the driving force behind that merger, Davis resigned on July 25, 1966, returned to Oakland as head of football operations and purchased an interest in the franchise. Davis, who became managing general partner in 1972, teamed with head-coach successors John Rauch, John Madden and Tom Flores in building a stalwart that would become the league's most successful franchise.

A CHAMPION OF DIVERSITY AND EQUALITY

A trailblazer, Davis innovated not only how the game was played and coached, but also changed who held those roles, opening countless doors for qualified individuals, regardless of skin color.

Davis was 17 when, a short distance from his home, Jackie Robinson broke the color barrier in Major League Baseball. Shortly after, at Syracuse, Davis befriended Bernie Custis, who would fight racism and become pro football's first black quarterback. At USC, he convinced future Pro Football Hall of Famer Willie Wood to remain at the school as the Trojans' quarterback. Wood and Ron Mix became the school's first interracial co-captains, and Davis helped Mix understand how athletics could serve as a leader in ushering needed social change.

With the Chargers, Davis teamed with Gillman to lead the fight for equality. In addition to refusing to stay at segregated team hotels, the team, inspired by Davis, recruited players from black programs, creating what Eddie Robinson called a new day for players of color and giving them a sense of belonging in the American Football League.

Later that decade, Davis brought to the Raiders guard Gene Upshaw and tackle Art Shell, eventual Hall of Famers. Upshaw and Shell joked that a convention of pro football's black offensive linemen could be held in a phone booth. But Davis gave them an opportunity, and Upshaw said he never experienced racism on the Raiders because Davis would never tolerate it.

And neither would Davis tolerate discrimination at the game's most important position. A year after Upshaw as a rookie helped the Raiders to an AFL championship, Davis in 1968 made Eldridge Dickey the first African-American quarterback ever selected in the first round. Again, Davis cared about one thing: Winning.

"We called it an untapped reservoir," Davis recalled. "We wanted to win. We wanted the players. We weren't interested in who they were, or exactly where they came from. I've always said, it's not important to be consistent; it's important to be right. It was done because it was right and fair, and to help the team win, and continue to win."

"The Raiders did become a proving ground for great minority players. I think it was an evolution, an evolution of equity and fairness, and we hope that's one legacy we leave."

Another legacy Davis left was hiring in 1989 the NFL's first African-American head coach, Shell. Davis told Shell the reason he hired him was not because he was black, but because he was the best available candidate for the job, and because he was a Raider. Upon winning his coaching debut, Shell had to remind reporters that he was not the game's first minority head coach. A decade before, Davis had hired Tom Flores to lead the Raiders to two Super Bowl victories. Additionally, Davis later made Amy Trask the NFL's first female chief executive.



THE RAIDER MYSTIQUE

To Davis, shattering barriers wasn't only about race or gender. He defined it on a larger scale, by creating an environment that allowed any individual the chance to succeed, and in the process fostered a unique brotherhood.

"The fire that burns brightest in me," Davis said, "and the fire that burns brightest in this organization is the will to win."

That philosophy evolved the Raiders' locker room into an us-versus-them mentality, a group that like its owner valued being feared more than respected. Davis brought in mavericks and molded them into champions, a group of rugged and colorful individualists that carried Davis' torch with swagger and intimidation.

Many of the players that won for the Raiders were rejected by other teams. But Davis did not treat them like misfits. He treated them like men, and those men brought him three Super Bowl titles and dominated the league like no other team.

"We may take a player in who doesn't have good social habits, or has been a failure somewhere else," Davis explained. "But it's predicated on bringing them into an environment, that can inspire them the will to do great, and they have done great."

A BELIEF IN HOW TO TREAT PEOPLE

Part of Davis' ability to acquire the right players and put them in an environment that bred success was his belief in how to deal with people. Davis always said that the Golden Rule was not good enough.

"When you have to lead men, you don't do unto others as you would have others do unto you," Davis said. "You do unto them, in a paramilitary situation, as they want to be done unto. You have to treat them the way they want to be treated."

That way of treating people led friends and former players to remember Davis as the epitome of loyalty. And in turn, he showed the rest of the NFL how to treat former players. Of all the awards he received, the recognition from men that played the game meant the most to Davis. In 1997, the NFL Alumni inducted Davis into the Order of the Leather Helmet, a lifetime-achievement award. Six years earlier, the NFL Players Association honored Davis with its inaugural Retired Players Award of Excellence, citing the care he had shown players long after they retired.

"I feel we're one of the last bastions of hope, as a team image, as a team organization," Davis explained. "I don't want to give that up with the Raiders. We believe in tradition. We believe in the glory. We believe in the debt we owe to our players from the past."

No question, the way Davis treated people led to a record nine Hall of Famers asking him to present them in Canton, Ohio, at their induction ceremonies, an exceptional fact that exists nowhere else in sports, and speaks volumes of Davis' compassion for others.

In 1992, Davis earned his own enshrinement in the Pro Football Hall of Fame, and for the first time stood at the familiar podium after someone else – his most successful Raiders coach, Madden – had introduced him. Davis took the opportunity to look back on the team that mirrored his life.

"Enshrinement is a reflection of a life's work, a reflection of a love affair with the greatest game the world has ever known. This honor is a testament to a great organization, and to all the capable people that have poured their talent and enthusiasm and loyalty into the greatness of the Raiders, and the Raiders legend and mystique."



**TELEPHONE NUMBERS**

Main switchboard	510-864-5000
Ticket office	1-800-RAIDERS (724-3377)
Raider Image	510-780-5040
Administration fax	510-864-5034
Ticket office fax	510-864-5044
Raider Image fax	510-864-5044
Football Operations fax	510-864-5248

Mark Davis	Owner
Reggie McKenzie	General Manager

COACHING STAFF

Dennis Allen	Head Coach
Tony Sparano	Assistant Head Coach/Offensive Line
Bobby April	Special Teams Coordinator
Greg Olson	Offensive Coordinator
Jason Tarver	Defensive Coordinator
Chris Boniol	Assistant Special Teams
John DeFilippo	Quarterbacks
Ted Gilmore	Wide Receivers
John Grieco	Strength and Conditioning
Justin Griffith	Quality Control - Offense
Nick Holz	Offensive Assistant
Mark Hutson	Tight ends
Marcus Robertson	Assistant Defensive Backs
Bob Sanders	Linebackers
Eric Sanders	Quality Control - Defense
Al Saunders	Senior Offensive Assistant
Kelly Skipper	Running Backs
Travis Smith	Defensive Assistant
Vernon Stephens	Assistant Strength and Conditioning
Terrell Williams	Defensive Line
Joe Woods	Secondary

FOOTBALL OPERATIONS

Tom Delaney	Director - Football Administration
Fred Formosa	Director - Team Security
Lamonte Winston	Director - Player Engagement
Willie Brown	Football Administration/Personnel
Pete Caracciolo	Team Travel and Logistics
Derek Haithcock	Coaching Assistant
Tom Jones	Assistant to Head Coach
George Li	Football Operations Statistical Analyst
Zach Longenecker	Field Manager

PLAYER PERSONNEL

Joey Clinkscales	Director - Player Personnel
Shaun Herock	Director - College Scouting
Teddy Atlas	Scouting Coordinator
Calvin Branch	College Scout
Zack Crockett	College Scout
Von Hutchins	Pro Scout
Brad Kaplan	College Scout
Mike Krupoff	Player Personnel Assistant
Howie Long	Player Personnel Assistant
Mickey Marvin	College Scout
Dave McCloughan	College Scout
Raleigh McKenzie	College Scout
Kalie Pagel	Administrative Assistant General Manager/Player Personnel
Trey Scott	College Scout
Dane Vandernat	Pro Scout

EQUIPMENT

Bob Romanski	Equipment Manager
Thomas Arguello	Equipment Assistant
Adam Johnson	Equipment Assistant
Danny Molina	Equipment Assistant

MEDICAL/TRAINING STAFF

H.Rod Martin	Head Athletic Trainer
Chris Cortez	Athletic Trainer
Emilio Rabelo	Athletic Trainer/Physical Therapist
Scott Touchet	Athletic Trainer
Dr. Warren King	Team Orthopedist
Dr. Stephen Corday	Medical Consultant
Dr. Fred Nicola	Medical Consultant
Dr. Navdeep Singh	Team Medical Physician
Dr. Warren Strudwick	Orthopedic Consultant

VIDEO OPERATIONS

Dave Nash	Director - Video Operations
Jim Otten	Video Operations
John Otten	Scouting IT/Video Coordinator
Greg Reuveni	Video Assistant

MEDIA RELATIONS

Will Kiss	Director - Media Relations
Erin Exum	Media Relations Coordinator
Billy Jones	Media Relations Coordinator

INTEREST HOLDERS

A. BOSCACCI
GINNY BOSCACCI
FIRST FOOTBALL - PAUL LEFF
GOPPL, LLC
JACK HARTMAN
DORAY VAIL
BOB SEAMAN

**BUSINESS STAFF**

Name	Dept.
Airikuh	Anderson..... Corporate Sponsorship Sales
John	Andrews..... Raider Image
Krystal	Arce..... Premium Seating and Suites
Jessica	Aronis..... Ticket Operations
Francisco	Ascencio..... Season Tickets
Marc	Badain..... Business Operations
Brad	Badger..... Corporate Sponsorship Sales
Kristi	Bailey..... Administration
Justin	Barnes..... Season Tickets
Kris	Bayliss..... Raider Image
Tom	Blanda..... Business Operations
Rosie	Bone..... Community Relations
Morris	Bradshaw..... Senior Administrator
Esteban	Carbajal..... Business Development
Freddy	Carcamo..... Raider Image
Doug	Catanzarite..... Corporate Sponsorship Services
Teresa	Cetraro..... Raider Image
Jay	Chess..... Season Tickets
Rebecca	Corman..... Digital Media
Ranya	De Castro..... Client Services
Vittorio	DeBartolo..... Broadcast
Brooke	DeGroot..... Group Sales
Greg	Ditmer..... Community Relations
Brandon	Doll..... Business Operations
Michael	Donato..... Season Tickets
Evan	Durlester..... Group Sales
AJ	Erakat..... Season Tickets
Adam	Feldman..... Ticket Operations
Dennise	Garcia..... Human Resources
Greg	Garrett..... Security
John	Garrison..... Raider Image
Alex	Geche..... Premium Seating and Suites
Tony	Gonzales..... Photography
Ryan	Goucher..... Raider Image
Qjava	Harper..... Premium Seating and Suites
Amin	Hasan..... Client Services
Robert	Henriquez..... Client Services
DJ	Hollingsworth..... Raider Image
Benny	Hong..... Technology
Daniel	Huie..... Business Operations
Jackie	Kaufman..... Raider Image
Jerry	Knaak..... Digital Media
Greg	Larkin..... Season Tickets
Jeanine	Liebelt..... Raider Image
Tom	Lydon..... Raider Image
Zack	Madonick..... Season Tickets
Paul	Maldonado..... Technology
Jonathan	Martinez..... Business Development
Anthony	Mayo..... Community Relations

Name	Dept.
Kelly	McDonald..... Group Sales
Willie	McHargue..... Corporate Sponsorship Sales
Donna	Mendoza..... Administration
Brian	Moran..... Raider Image
Scott	Murray..... Raider Image
Keyon	Nash..... Premium Seating and Suites
Cheryl	Nichols..... Special Projects
Hannah	O'Leary..... Client Services
Marcus	Padilla..... Broadcast
Zoe	Panayides..... Corporate Sponsorship Services
Panos	Pappas..... Premium Seating and Suites
Matt	Pasco..... Technology
Carolyn	Paul..... Administration
Rick	Pellum..... Client Services
Derek	Person..... Business Operations
Brad	Phinney..... Broadcast
Sophia	Rodriguez..... Raider Image
Jeff	Romanski..... Raider Image
Jessica	Romero..... Broadcast
Samantha	Romero..... Client Services
Adam	Sanda..... Business Operations
Cesar	Serrano..... Season Tickets
Joe	Shapero..... Business Development
Mark	Shearer..... Ticket Operations
Zeric	Sigmon, Jr..... Premium Seating and Suites
Taylor	Silva..... Group Sales
Mino	Solomon..... Group Sales
Chris	Sotiropulos..... Ticket Operations
Kelly	Stein..... Business Development
Monica	Sweetwyne..... Administration
Karla	Tai..... Human Resources
Wahaj	Tariq..... Business Operations
Mike	Taylor..... Public Affairs
Paul	Taylor..... Raider Image
Joseph	Tesconi..... Raider Image
Shawn	Testa..... Technology
Jeanette	Thompson..... Broadcast/Raiderettes
Desiree	Togami..... Client Services
Pat	Valerio..... Administration
Dan	Ventrelle..... Legal
Warren	Verrett..... Client Services
Andres	Villalobos..... Season Tickets
Ed	Villanueva..... Business Operations
Jennifer	Vu..... Premium Seating and Suites
Caitlin	Wienck..... Business Development
Anne	Wilcoxon..... Ticket Operations
Crystal	Williams..... Season Tickets
Erin	Wright..... Community Relations
Jesse	Yeager..... Corporate Sponsorship Services
John	Yow..... Legal

QUICK FACTS

First Season: 1960 (American Football League)
Founding Co-owners and Directors: Y. Charles Soda, F. Wayne Valley, Robert L. Osborne, Don Blessing, Charles L. Harney, Roger D. Lapham, Jr., Wallace A. Marsh, William J. Hayes, Edward W. McGah
All-Time Record: Regular season: 434-375-11 (.536)
 Postseason: 25-18 (.581)
AFL Championships: 1 - 1967
Super Bowl Championships: 3 - 1976, 1980, 1983
Division Titles: 17 - 1967-70, 1972-76, 1980, 1982-83, 1985, 1990, 2000-02

Conference: American Football Conference

Division: West Division

Stadium: O.co Coliseum

Capacity: 56,057

Surface: Overseeded Bermuda

Year opened: 1966

League games: 284 (including 17 postseason)

Team Colors: Silver and Black

Radio: Flagship KGMZ (95.7 The Game) and nation-wide

Raiders Radio Network

Preseason TV: KTVU-TV (Ch. 2) and KICU-TV (Ch. 36) in Bay Area



2013 game summaries	263
2013 in review	257
2013 participation	261
2013 results	258
2013 statistics	259
Al Davis	1
Allen, Dennis	12
All-league selections	399
All-time honors	401
All-time results, postseason	346
All-time results, preseason	327
All-time results, regular season	330
Annual leaders	309
April, Bobby	14
Assistant coaches, all-time	396
Atkinson III, George	246
Ausberry, David	50
Autry, Denico	246
Barnes, Khalif	52
Bergstrom, Tony	54
Boniol, Chris	15
Boothe, Kevin	55
Branch, Tyvon	57
Brown, Tarell	61
Burnett, Kaelin	66
Burnett, Kevin	67
Burris, Miles	73
Business Staff	42
Butler, Brice	75
Carr, Derek	238
Carrie, TJ	239
Casey, Chance	77
Chekwa, Chimdi	78
Chronology, Raiders	409
Cleary, Emmett	234
Clinkscales, Joey	38
Cole, Justin	81
Community	423
Condo, Jon	83
Cornell, Jack	85
Crawford, Jack	86
Criner, Juron	88
Davis, Mike	247
DeFilippo, John	16
Delaney, Tom	38
Directory	5
Dowling, Jonathan	240
Draft choices, all-time	389
Edwards, Trent	90
Ellis, Justin	241
Fields, Carlos	247
Filimoeatu, Bojay	248
Gilmore, Ted	17
Grieco, John	18
Griffith, Justin	19
Hall of Fame Raiders	403


Harris, Shelby	242
Hayden, DJ	93
Herock, Shaun	38
Holmes, Andre	95
Holz, Nick	20
How built	256
Howard, Austin	97
Hutson, Mark	21
Important Dates, 2014	425
Index	7
Jackson, Gabe	243
Janikowski, Sebastian	99
Jenkins, Greg	104
Johnson, Shelton	105
Jones, James	106
Jones, Taiwan	112
Jones-Drew, Maurice	115
Kasa, Nick	122
King, Marquette	123
Kistler, Dan	248
Ladson, Erle	249
Last time	272
League results	322
Leonhardt, Brian	234
Little, Greg	125
Lumpkin, Ricky	128
Mack, Khalil	244
Mady, Lamar	129
Maiava, Kaluka	130
McCants, Matt	133
McFadden, Darren	134
McFadden, Marshall	139
McGee, Stacy	140
McGill, Keith	245
McGloin, Matt	142
McKenzie, Reggie	10
Media information	427
Moore, Denarius	144
Moore, Sio	147
Murphy, Jake	249
Murray, Latavius	235
Nix, Lucas	149
Olawale, Jamize	150
Olson, Greg	22
Overtime history	324
Palardy, Michael	250
Passing, 300-yard games	318
Penn, Donald	152
Playoff history	352
Playoff records, individual	366
Playoff records, team	369
Prime time games	323
Pro Bowl selections	402
Pronunciation guide	254
Radio network	419
Raider Image	422




Raidettes	424	Smith, Antonio	186
Raiders vs. NFL	340	Smith, Travis	30
Raiders.com	421	Sparano, Tony	31
Receiving, 100-yard games	315	Stephens, Vernon	33
Records, individual	275	Stewart, Jeremy	192
Records, team	293	Streater, Rod	194
Reece, Marcel	154	Super Bowl, Raiders in	347
Results by season	325	Superlatives	313
Rivera, Mychal	158	Support Staff	39
Roach, Nick	160	Tarver, Jason	34
Roberts, Seth	250	Thorpe, Neiko	196
Robertson, Marcus	24	Ticket information	418
Robinson, Ryan	165	Top seasons, passing	320
Rogers, Carlos	166	Top seasons, receiving	321
Ross, Brandian	172	Top seasons, rushing	319
Roster, all-time alphabetical	372	Troup, Torell	197
Roster, all-time numerical	380	Tuck, Justin	199
Roster, alphabetical	252	Vaughn, Rahsaan	236
Roster, numerical	254	Video and television	420
Roster, positional	255	Watson, Jansen	251
Rushing, 100-yard games	314	Watson, Menelik	205
Sanders, Bob	25	Williams, Karl	251
Sanders, Eric	26	Williams, Terrell	36
Saunders, Al	27	Wilson, C.J.	206
Schaub, Matt	174	Wisniewski, Stefen	209
Shaw, Jarrod	236	Woodley, LaMarr	211
Sheets, Kory	180	Woods, Joe	37
Shutout victories	324	Woodson, Charles	217
Simonson, Scott	250	Young, Usama	229
Sims, Pat	182		
Skipper, Kelly	29		



COACHES AND ADMINISTRATION



OWNER MARK DAVIS





Reggie McKenzie

GENERAL MANAGER

28th season in NFL (7 as a player) | 7th season with Raiders (4 as a player)

Reggie McKenzie, a former draft pick by Raiders Owner Al Davis as a player, enters his 28th season in the National Football League and his third as General Manager of the Silver and Black. McKenzie was named to the position by Owner Mark Davis on Jan. 10, 2012, becoming the first General Manager of the franchise since Al Davis was hired as Head Coach and General Manager in 1963.

In his first two years as General Manager, McKenzie has overseen significant changes in the organization's scouting, player personnel and football operations departments, while bringing refined football acumen to the Silver and Black. Adhering to a strategy of building a competitive roster through the draft while making strategic acquisitions via free agency and trades, McKenzie enters his third season at the helm having already earned plauids from some of the most respected voices in football.

McKenzie's proficiency in personnel evaluation is evidenced by the recent influx of productive players to Oakland. Addressing a key need at defensive line, McKenzie added veteran linemen Justin Tuck, LaMarr Woodley and Antonio Smith during the first week of free agency this past March, immediately bringing a combined 159 career sacks and four Pro Bowl appearances to the Silver and Black. Continuing to revamp the Raider defense through free agency, McKenzie added cornerbacks Tarell Brown and Carlos Rogers and re-signed safety Charles Woodson to solidify a defensive backfield that has seen significant changes since 2011.

On offense, McKenzie engineered a trade with the Houston Texans in March for two-time Pro Bowl quarterback Matt Schaub, while making key free-agent acquisitions along the offensive line and at several skill positions, including former Green Bay Packers wide receiver James Jones and former Jacksonville Jaguars running back Maurice Jones-Drew.

McKenzie and his staff added exceptional talent to the roster in the 2014 NFL Draft, selecting eight players and earning top grades across the board from local and national media. The Raiders selected six defensive players, including fifth-overall selection linebacker Khalil Mack, and also added quarterback Derek Carr in the second round of the draft.

Stocking the roster with talented young players began in earnest for McKenzie with the 2013 NFL Draft, when he adeptly traded the third-overall pick to Miami in exchange for the 12th selection and the Dolphins' second-round choice, picks which he used to select cornerback DJ Hayden and tackle Menelik Watson, respectively. McKenzie later executed two additional draft-day trades, turning seven picks into a league-most 10 total selections, and mining promising talents like tight end Mychal Rivera and defensive tackle Stacy McGee in the later rounds.

In his first draft as General Manager in 2012, the Raiders owned just five selections and none before the 95th overall pick, a third-round compensatory choice. Following that draft, McKenzie added rookie free agent wide receiver Rod Streater, who

totaled 39 receptions as a newcomer and led the Raiders with 60 catches for 888 yards last season.

McKenzie, who played in 58 games with 40 starts at linebacker for the Silver and Black from 1985-88, re-joined the franchise after 18 years in the Green Bay Packers' personnel department. Joining the Packers in 1994, McKenzie helped Green Bay capture eight division titles and three conference championships, and won Super Bowls XXXI and XLV.

A key component in evaluating and acquiring talent, McKenzie was instrumental in helping Green Bay establish the league's second-best record, 194-110 (.638), trailing only New England (198-106, .651) since the 1993 dawn of free agency and the salary cap, a period many observers predicted would be difficult to navigate for the small-market franchise.

In Green Bay, McKenzie oversaw the team's scouting efforts of all professional football leagues, including the NFL, CFL and Arena Football League. He also played a key role in evaluating both players on the roster and potential free agents across the league.

NFL BACKGROUND

Years	College/Pro Team	Position
1985-88	Los Angeles Raiders	Linebacker
1989-90	Phoenix Cardinals	Linebacker
1991	Dorsey H.S. (Los Angeles)	Defensive Assistant
1992	Montreal Machine (WFLA)	Linebacker
1992	San Francisco 49ers	Linebacker
1993	University of Tennessee	Graduate Assistant/Defense
1994-96	Green Bay Packers	Pro Personnel Assistant
1997-07	Green Bay Packers	Director of Pro Personnel
2008-11	Green Bay Packers	Director of Football Operations
2012-14	Oakland Raiders	General Manager





McKenzie was heavily involved in all of the team's transactions and tryouts on a daily basis to build depth, including 2010, when the Packers won the Lombardi Trophy despite losing six opening-day starters – and 15 overall – to season-ending injuries. Also central in signing free agents Ryan Pickett and Woodson, the 2009 Defensive Player of the Year, his work produced several contributors in the run to the Super Bowl XLV crown. A decade earlier, McKenzie helped obtain Eugene Robinson, Santana Dotson, Bruce Wilkerson, Andre Rison and Desmond Howard, significant cogs in the Packers' Super Bowl XXXI title.

In recent years, including the team's world championship campaign in 2010 and its 15-1 regular season in 2011, McKenzie produced advance scouting reports on upcoming opponents, working closely with the head coach and his staff. He also contributed to the scouting of college prospects and worked in conjunction with general manager Ted Thompson in preparation for the annual draft. Green Bay promoted him to director-football operations in 2008.

McKenzie, 51, was an NFL linebacker for seven seasons (1985-90, 1992) before entering the coaching ranks. He joined Green Bay in 1994 as a pro personnel assistant, hired by former Raiders executive Ron Wolf, then-Executive Vice President/General Manager of the Packers. Wolf met McKenzie, then a University of Tennessee graduate assistant, while in Knoxville to scout future Raider Charlie Garner. Wolf promoted McKenzie to director of pro personnel in May 1997, after Green Bay won Super Bowl XXXI.

Selected by the Silver and Black as a 10th-round draft pick out of Tennessee in 1985, McKenzie excelled in his first year, earning All-Rookie Team honors as the Raiders went 12-4 and won the AFC West. He started all 32 games over his first two seasons at inside linebacker. After four years (1985-88) with the Raiders, McKenzie spent two seasons (1989-90) with the Phoenix Cardinals and one year with the San Francisco 49ers (1992).

Prior to signing with the 49ers, he played with the Montreal Machine of the World League of American Football (WLAF) in the spring of 1992. While out of football in 1991, McKenzie spent a season as a defensive coach for Dorsey High School in Los Angeles, helping the program to a CIF Los Angeles Section championship.

In 1993, McKenzie returned to Tennessee and served as a coaching assistant under Phillip Fulmer. That year, the Volunteers appeared in the Florida Citrus Bowl and landed one of the nation's top recruiting classes, highlighted by quarterback Peyton Manning. While back in Knoxville, McKenzie also pursued a master's degree in education administration.

Born in Knoxville, Tenn., on Feb. 8, 1963, McKenzie earned a bachelor's degree in business administration with an emphasis in personnel management at Tennessee. An all-state linebacker and a four-sport letterman at Austin-East High School in Knoxville, McKenzie was valedictorian of his 1981 graduating class, despite throwing the shot and discus for his track team, playing baseball (first base) and basketball (forward), and starting on both sides of the line on the gridiron. His twin brother, Raleigh, who also attended Tennessee and enjoyed a 16-year NFL career with four teams before retiring in 2001, joined his brother in the Raiders' personnel department as a college scout in 2012. The McKenzie twins have a total of four Super Bowl rings between them.

McKenzie and his wife, June, have two daughters, Jasmin, a 2014 graduate of Wheaton College with a degree in elementary education, and Mahkayla, a student at Duke University pursuing a degree in civil engineering. He also has two sons, Reginald Kahlil and Jalen Elijah, entering their senior and sophomore years, respectively, at Clayton Valley Charter High School.



Dennis ALLEN

HEAD COACH

13th season in NFL | 3rd season with Raiders

Dennis Allen enters his third season as Head Coach of the Oakland Raiders, having been named to the post on Jan. 30, 2012. The 18th Head Coach in franchise history, Allen has employed a steady, consistent approach while laying a strong foundation for success during his first two years in Oakland.

Already regarded as one of football's brightest defensive minds at the age of 41, Allen is the NFL's youngest head coach, more than five months younger than the league's next-youngest coach, San Diego's Mike McCoy. Through two seasons, Allen has demonstrated a commitment to fielding a tough, smart and disciplined football team that exemplifies his coaching philosophy of competition and dedication to the game.

Allen's squad made marked improvements in all three phases of the game during his second season as head coach. On offense, the Raiders ranked 12th in the NFL in rushing with an average of 125 yards per game, moving up 16 spots in the NFL rankings from 2012. In addition, the Silver and Black ranked sixth in yards per rush (4.6), improving 21 places in the NFL rankings despite starting a league-high eight different offensive line combinations due to injury.

Oakland's defense replaced nine starters last season, yet still improved in several categories. The defensive unit recorded 38 sacks, 13 more than the previous campaign, and tied for second in the NFL with 15 different players getting to the quarterback for losses. The group also limited opposing offenses to just five runs of 20-or-more yards, tied for least in the league, and kept an opponent to less than two yards per carry on three different occasions during the season.

The Raiders also improved greatly on special teams, as the unit moved from the NFL's bottom-third to first overall in opponent gross punting (41.7), third in opponent net punting (37.0) and fourth in opponent kickoff returns (20.4).

In 2012, his first year as a head coach at any level, Allen guided an Oakland team in transition, posting a 4-12 mark. The 2012 Raiders were defined by offensive, defensive and special teams units that improved throughout the season, laying a foundation for future success.

Allen's coaching tenets of competition and discipline were evidenced in several statistical improvements, not the least of which was a reduction in penalties to just 108 from a franchise-record total of 163 the previous season. That first season also saw numerous individual achievements among his charges, as Carson Palmer became just the second Raider quarterback to throw for 4,000 yards in a season (4,018) and fullback Marcel Reece earned his first career Pro Bowl selection.

With 18 years of combined coaching experience at the college and professional levels, Allen now enters his 13th NFL season. On six occasions during his 10 years as an NFL assistant, his team earned a playoff berth: 2002, 2004, 2006, 2009, 2010 and 2011. Four of those trips came after division championships: The NFC South with Atlanta in 2004, New Orleans in both 2006 and 2009, and the AFC West with Denver in 2011.

Allen's résumé includes a championship in Super Bowl XLIV following the 2009 season, earned as a member of the Saints' coaching staff with a 31-17 victory over the Indianapolis Colts and league MVP Peyton Manning.

The NFL's second-youngest defensive coordinator when the Broncos hired him in 2011, he coordinated a defense that helped Denver claim the AFC West division crown and post a victory in an AFC Wild Card game. During his only year in Denver, despite starting three rookies most of the season, the Broncos improved 12 spots over 2010 in overall defensive ranking (from 32nd to 20th) and bettered their points allowed by eight spots (from 32nd to 24th).

Allen's defense produced four Pro Bowl selections as rookie Von Miller joined Champ Bailey, Brian Dawkins and Elvis Dumervil on the AFC squad. Miller tied the team's rookie record with 11.5 sacks en route to NFL Defensive Rookie of the Year honors, and Dumervil also flourished under Allen, rebounding from injury to register 9.5 sacks. The Broncos' 41 sacks as a team marked the unit's most since 2000.

Prior to joining the Broncos, Allen was an assistant coach for five seasons with New Orleans, first as assistant defensive line coach (2006-07), then as defensive backs coach (2008-10).

COACHING BACKGROUND

Years	College/Pro Team	Position Coached
1996-99	Texas A&M	Graduate Assistant
2000-01	Tulsa	Secondary
2002-05	Atlanta Falcons	Defensive Assistant/ Quality Control
2006-07	New Orleans Saints	Assistant Defensive Line
2008-10	New Orleans Saints	Defensive Backs
2011	Denver Broncos	Defensive Coordinator
2012-14	Oakland Raiders	Head Coach





Under Allen's direction in 2010, the Saints' secondary allowed an NFL-low 13 touchdown passes while ranking fourth in the NFL in net passing yards allowed per game (193.9).

In 2009, Allen tutored a secondary that played a key role in helping the Saints to their first Super Bowl victory. His unit accounted for an NFL-high six interception returns for touchdowns and totaled 22 picks on the season. Cornerback Tracy Porter, who later played for Allen in Oakland in 2013, sealed the Saints' Super Bowl title by returning a Manning interception 74 yards for a touchdown late in the fourth quarter of the season's penultimate contest. He also coached safeties Roman Harper and Darren Sharper, who in 2009 became the first pair of defensive backs in Saints franchise history to make the Pro Bowl in the same season.

In 2008, his first year as secondary coach, Allen helped the Saints overcome season-ending injuries to both starting cornerbacks and contributed to a defense that held five opponents under 200 yards passing. Three of the team's top-seven tacklers were defensive backs, with Harper and cornerback Randall Gay posting career-high marks for stops.

Allen assisted in tutoring the Saints' defensive line from 2006-07, helping defensive end Will Smith earn a Pro Bowl selection in 2006 after posting 10.5 sacks and forcing three fumbles. He assisted in directing a defensive front that combined for 48 sacks, 10 forced fumbles and 10 fumble recoveries during that stretch.

He originally entered the NFL coaching ranks under Head Coach Dan Reeves with Atlanta in 2002, and spent four seasons with the Falcons as a defensive assistant. During his stint in Atlanta, the Falcons qualified for the playoffs twice — as a wild card entrant in 2002 and as NFC South champions in 2004 — and played in the NFC Championship in 2004.

Allen assisted with the defensive line on Head Coach Jim Mora's staff from 2004-05. In 2004, he helped the Falcons lead the NFL in sacks for the first time in franchise history with 48. He also helped produce a pair of Pro Bowl selections in Patrick Kerney (2004) and Rod Coleman (2005) over his final two seasons in Atlanta.

Allen spent his first two years with the Falcons working primarily with the defensive backs. In 2002, he aided that unit in improving from 30th in the league against the pass to 16th, while tying for third in the NFL with 24 interceptions.

Allen kicked off his football coaching career in 1996 as a graduate assistant at his alma mater, Texas A&M, where he worked with defensive backs for four seasons before coaching the secondary at the University of Tulsa from 2000-01.

As a player, he earned four letters at Texas A&M, starting the final 21 games of his career and totaling eight interceptions on the program's famed "Wrecking Crew" defense. As a senior, Allen earned honorable mention All-Southwest Conference honors

and was tabbed for second-team All-SWC recognition by the Associated Press after totaling four interceptions as a junior. His crucial fourth-quarter interception clinched an 18-9 victory over arch-rival Texas in 1993, sending the Aggies to their third-straight Cotton Bowl.

A highly-recruited defensive back at L.D. Bell High School in Hurst, Texas, Allen was named Class 5A Defensive Player of the Year and was a member of the Dallas Morning News and Houston Post Top-100 as a prep standout.

Born in Atlanta on Sept. 22, 1972, Allen was in training camp with the Buffalo Bills after signing as an undrafted free agent in 1996.

His father, Grady, played at Texas A&M and in the NFL as a linebacker for the Atlanta Falcons from 1968-72.

Allen and his wife, Alisson, have a son, Garrison, and a daughter, Layla.



ON DENNIS ALLEN

"There's a presence that comes with Dennis that is that of confidence. Dennis is and was very highly thought of while he was here and was on track to be a coordinator here. Those plans never work out, though. Those guys get hired very quickly. Dennis got an opportunity to go [to Denver], and so it's not surprising to see the position he's in now — that of a head coach. I think the world of him and a lot of his ability."

- Sean Payton, New Orleans Saints Head Coach
Fort Worth Star-Telegram, Nov. 27, 2013

"When I talk about the guy I was looking for, I was looking for a guy that could lead these men, that was passionate about the game, that was passionate about teaching, and that was passionate about the Oakland Raiders. Not only did Coach Dennis Allen do that for me, he exceeded those expectations. Coach Allen is extremely bright, extremely intense. He's focused on one thing, and that's what we are all focused on: winning championships."

- Reggie McKenzie
Introductory press conference, Jan. 30, 2012



Bobby APRIL

SPECIAL TEAMS COORDINATOR

23rd season in NFL | 2nd season with Raiders

Bobby April, entering his 23rd season as an NFL assistant coach, is in his second year as Oakland's special teams coordinator.

April, one of the NFL's most highly-regarded special teams coaches, was named to his current position by Raiders Head

Coach Dennis Allen on Jan. 19, 2013, after serving as Philadelphia's special teams coordinator from 2010-12.

In 2013, Oakland's special teams unit ranked among the best in the league. On kickoff coverage, the special teams allowed just 20.4 yards per return, good for fourth in the NFL. April also helped first-year punter Marquette King lead the league in gross punting (48.9 avg.) and punts of 60-plus yards (10), while ranking sixth in punting yards (4,107). Under April, special teams ace CB Taiwan Jones also had a strong season, returning kicks (26 KOR for 623 yards) and playing a key role on the coverage unit, leading the team with 14 special teams tackles. The Raiders also blocked one field-goal attempt and three punts on the year, recovering one for a touchdown.

In 2012, Eagles WR Damaris Johnson returned a punt 98 yards for a touchdown, a Philadelphia franchise record, and tied for third longest in NFL history. In 2011, April successfully

integrated both a rookie kicker, Alex Henery, and a rookie punter, Chas Henry, on his units. Henery set a team record and NFL rookie mark by hitting 88.9 percent of his field goals (24-for-27), including his last 16 consecutive attempts. The team also ranked third in the league in punt coverage. In April's first season with the Eagles in 2010, April's special teams corps ranked seventh in net punting average, ninth in kickoff coverage and 12th in punt-return average. Kicker David Akers led the league in scoring and earned a Pro Bowl selection, while punter Sav Rocca set a franchise record with a 39.0 net-punting average.

Prior to joining the Eagles, April spent six seasons with the Buffalo Bills (2004-09). In three of those six years, he guided the Bills to the No. 1 spot in the annual Dallas Morning News rankings. Under April, punter Brian Moorman earned two Pro Bowl nods, and PR Roscoe Parrish led the NFL with a 15.3-yard average in 2008. That same year, rookie KR Leodis McKelvin finished third in the NFL with a 28.2-yard return average. In 2004, returner Terrence McGee earned a Pro Bowl nod after returning a franchise-record three kickoffs for touchdowns. In 2005, Bills LS Mike Schneck joined Moorman on the AFC Pro Bowl squad. April was named Special Teams Coach of the Year by his peers twice, in 2004 and 2008.

April began his stint in Buffalo in 2004 as the special teams coordinator before being promoted to assistant head coach/special teams following the 2005 season.

He joined the Bills after three seasons (2001-03) in charge of the special teams with the St. Louis Rams, where he helped the team to an appearance in Super Bowl XXXVI. From 1996-99, April worked with the New Orleans Saints in the same position. As Pittsburgh's special teams coordinator from 1994-95, April helped the Steelers earn a berth in Super Bowl XXX.

April began his NFL career with the Atlanta Falcons, working as the team's tight ends and special teams coach from 1991-93.

He also served as an assistant coach at the collegiate level at Southern Mississippi, Tulane, Arizona, USC and Ohio State. He also spent two years as an assistant coach at Chalmette High School in Louisiana.

PERSONAL: Native of New Orleans... Attended Chalmette (La.) High School... Played four years as a linebacker at Nicholls State, where he earned his bachelor's degree in education... Coached at his high school alma mater, Chalmette High, before launching his collegiate coaching career at Southern Mississippi... Earned a master's degree in education at Southern Miss... He and his wife, Charlene, have five children, a son, Bobby III, currently the linebackers coach for the N.Y. Jets, and four daughters: Julie, Jamie Lee, Angela and Jaclyn.

COACHING BACKGROUND

Years	College/Pro Team	Position Coached
1976-77	Chalmette (La.) H.S.	Assistant Coach
1978	Southern Miss.	Graduate Assistant
1979	Tulane	Tight Ends
1980-83	Arizona	Defensive Line
1983-86	Arizona	Secondary
1987	Southern California	Secondary
1988-90	Southern California	Special Teams
1991	Ohio State	Secondary
1991-93	Atlanta Falcons	Tight Ends/Special Teams
1994-95	Pittsburgh Steelers	Special Teams Coordinator
1996-99	New Orleans Saints	Special Teams Coordinator
2001-03	St. Louis Rams	Special Teams Coordinator
2004-09	Buffalo Bills	Special Teams Coordinator/ Assistant Head Coach
2010-12	Philadelphia Eagles	Special Teams Coordinator
2013-14	Oakland Raiders	Special Teams Coordinator





Chris BONIOL

ASSISTANT SPECIAL TEAMS

11th season in NFL (6 as a player) | 1st season with Raiders

Chris Boniol, who played six years with three teams as a kicker in the National Football League, enters his first season with the Raiders. He was named to his current position on Feb. 6, 2014, after spending the previous four years as the assistant special teams coach with the Dallas Cowboys.

Boniol coached the kickers

while assisting with the special teams units in Dallas from 2010-13. Under his tutelage, Cowboys kickers combined to boot 11 game-winning field goals in four seasons. Last season, kicker Dan Bailey led the NFL in field-goal percentage, making 28-of-30 attempts (93.3 percent), and ranked fourth in the league with 52 touchbacks. The Cowboys' special teams units also ranked fourth in the NFL in kickoff return average (25.5 avg.) and fifth in punt return average (12.5 avg.).

In 2012, Bailey led the NFL in field-goal percentage, nailing 29-of-31 attempts (93.5 percent). In 2011, Bailey was named to the Pro Football Weekly/Pro Football Writers Association All-Rookie Team after connecting on 32-of-37 field-goals, including 26 straight attempts.

In his first season in Dallas, Boniol coached punter Mat McBriar, who led the NFL with a 47.9-yard punting average. McBriar also led the league with a 41.7-yard net punting average. In his first season as a pro coach, Boniol's mentorship of Dallas kicker David Buehler saw the second-year player convert 24-of-32 field goals and 42-of-44 PAT tries, while also forcing 22 touchbacks. Buehler's field-goal percentage (75.0) ranked sixth in franchise history among rookie or first-year kickers. Overall, his 114 points tied for fourth among the same group while his 22 touchbacks were the third-most in a season in franchise history.

Prior to coaching, Boniol taught high school math and coached prep football in Lewisville, Texas. He also served as a private coach for high school and college student athletes.

PERSONAL: Native of Alexandria, La. ...Enjoyed a six-year pro career, playing for three different NFL teams...From 1994-96, Boniol converted 118-of-121 PATS and 81-of-93 (87.1 percent) of his field goals while helping the Cowboys to the Super Bowl XXX Championship...Played two seasons for the Philadelphia Eagles (1997-98) and one with the Chicago Bears (1999)...Enjoyed his finest season as a pro in 1995, drilling 27-of-28 (96.4 percent) field goal attempts and 46-of-48 PATS to finish with 127 points — tying the fourth-most points in a season by a Cowboy...Finished his pro career 128-of-163 (78.5 percent) on field goals and 183-of-189 on PATS for 567 total points...Attended Alexandria (La.) High School, lettering as a kicker and playing catcher for the school's baseball team...Kicked at Louisiana Tech, finishing his collegiate career ranked third on the school's all-time scoring chart...Returned to school following his football career, earning a degree in general studies at Louisiana State in 2001...He and his wife, Christine, have two sons, Gaige and Garin.

COACHING BACKGROUND

Years	College/Pro Team	Position Coached
2010-13	Dallas Cowboys	Assistant Special Teams
2014	Oakland Raiders	Assistant Special Teams





John DeFILIPPO

QUARTERBACKS

8th season in NFL | 5th season with Raiders

John DeFilippo enters his fifth year with the Raiders as quarterbacks coach in 2014. He is in his second stint with Oakland, having served in the same capacity from 2007-08.

Last year, DeFilippo guided two young quarterbacks seeing their first significant pro playing experience in QBs Terrelle Pryor and Matt

McGloin. The young duo of Pryor (1,798) and McGloin (1,547) combined to throw for 3,345 yards on the year. Pryor also rushed for 576 yards, setting a franchise record for rushing yards by a quarterback, and finished second among all NFL signal callers in rushing. McGloin excelled under DeFilippo's direction after joining the Raiders as an undrafted free agent. In a 28-23 victory at Houston on Nov. 17, McGloin became the first undrafted rookie since 1987 to throw three touchdown passes in his first NFL start. Over a five-week stretch, McGloin also completed more passes of 25-or-more yards than any other quarterback in the league.

In 2012, four Oakland passers (Carson Palmer - 565, Matt Leinart - 33, Terrelle Pryor - 30, Shane Lechler - 1) combined to attempt 629 passes, surpassing the franchise record of 619 attempts set during the 2002 season. In addition, Palmer produced one of the most prolific passing seasons in Raider history. Palmer tied for second on the Raiders' single-season list in attempts (565), finished third in completions (345), second in yards (4,018) and 14th in touchdowns (22). Palmer also became just the second quarterback (Rich Gannon) in Raider history to pass for 4,000 yards in a single season with 4,018.

DeFilippo rejoined the Raiders after serving as offensive coordinator and quarterbacks coach at San Jose State from 2010-11. He was the assistant quarterbacks coach for the New York Jets in 2009.

During his tenure at San Jose State, the Spartans ranked 23rd in the nation with 276.8 passing yards per game and jumped 32 places nationally in total offense from the previous year. The team also set a single-season school record with 297 pass completions. DeFilippo tutored QB Matt Faulkner, who ranked second in the Western Athletic Conference in passing by completing 274-of-422 attempts for 3,149 yards and 13 touchdowns. In 2010, he coached QB Jordan La Seca, who was signed by the Raiders as an undrafted free agent and was in training camp with the Silver and Black in 2011.

As assistant quarterbacks coach for the Jets in 2009, he helped coach rookie QB Mark Sanchez, who led the Jets to the AFC Championship in his first season as a pro.

During his first stint with the Raiders, DeFilippo worked with a number of notable quarterbacks, including Daunte Culpepper, Josh McCown, Andrew Walter and former No. 1 overall draft pick JaMarcus Russell.

DeFilippo's NFL coaching career began with the New York Giants in 2005, when he served as offensive quality control coach on Tom Coughlin's staff for two years. He helped the Giants to two postseason appearances, and New York posted a 19-13 regular-season record during his time there.

He joined the Giants after two seasons as quarterbacks coach at Columbia, where he tutored QB Jeff Otis, who left the school ranked second in program history in completions and passing yards, and went on to spend time on the Raiders' practice squad.

From 2001-02, DeFilippo was a graduate assistant at Notre Dame, working with wide receivers and tight ends under Bob Davie in 2001, and with quarterbacks under Tyrone Willingham in 2002. He helped lead the Irish to an 8-0 start in 2002, with wins over No. 7 Michigan and No. 11 Florida State, and a Gator Bowl berth.

He began his coaching career tutoring quarterbacks at Fordham in 2000.

COACHING BACKGROUND

Years	College/Pro Team	Position Coached
2000	Fordham	Quarterbacks
2001-02	Notre Dame	Graduate Assistant
2003-04	Columbia	Quarterbacks
2005-06	New York Giants	Offensive Quality Control
2007-08	Oakland Raiders	Quarterbacks
2009	New York Jets	Assistant Quarterbacks
2010	San Jose State	Quarterbacks
2011	San Jose State	Offensive Coordinator/ Quarterbacks
2012-14	Oakland Raiders	Quarterbacks



PERSONAL: Native of Youngstown, Ohio...Earned four letters as a quarterback at James Madison University, leading team to a conference title as a senior in 1999...Held NFL summer coaching internships with the Carolina Panthers in 1997 and the Indianapolis Colts in 1998...Father, Gene, served a 15-year tenure as the athletic director at Boston College.



Ted GILMORE

WIDE RECEIVERS

3rd season in NFL | 3rd season with Raiders

Ted Gilmore enters his third season as wide receivers coach for the Oakland Raiders. Gilmore coached at the collegiate level for 17 seasons prior to joining the Silver and Black.

Last year, Gilmore aided Oakland's youthful receiving corps, with second-year WR Rod Streater leading the team with

60 receptions and 888 yards. Streater also set a career mark against the New York Jets on Dec. 8, posting 130 yards on seven catches with one touchdown.

In 2012, Gilmore's first with the Silver and Black, Streater emerged as one of the most productive undrafted free agents in recent NFL history. After totaling just 19 catches as a senior at Temple, Streater hauled in 39 passes to tie for third most among undrafted rookies since 2000, and the fourth most by a Raider rookie.

Gilmore served as wide receivers coach at USC in 2011, when he was named the NCAA's top receivers coach by FootballScoop.com after tutoring Robert Woods and Marqise Lee to respective first-team All-American and Freshman All-American honors. Woods totaled 40 receptions as a rookie with Buffalo in 2013, while Lee was a second-round pick by the Jacksonville Jaguars in 2014.

Gilmore spent six years at Nebraska (2005-10), coaching the wide receivers. He also served as the Cornhuskers' recruiting coordinator for four years (2007-10), and added the title of assistant head coach/offense in 2008.

While at Nebraska, he coached five players that ranked among the top-eight for career receptions at the school: school-record holder Nate Swift (166 catches), Terrence Nunn, Todd Peterson, Niles Paul and Maurice Purify. In both 2007 and 2008, the Huskers ranked among the nation's top-15 in passing offense. During Gilmore's tenure, Nebraska played in the 2005 Aloha Bowl, 2007 Cotton Bowl, 2008 Gator Bowl, and 2009 and 2010 Holiday Bowls.

Gilmore arrived at Nebraska after two seasons at Colorado (2003-04), where he tutored the wide receivers. Under Gilmore's guidance in 2003, D.J. Hackett set the Buffaloes' season receptions record (78), earned first-team All-Big 12 honors, and was drafted in the fifth round by the Seattle Seahawks. Additionally, Derek McCoy added 63 catches (then third on Colorado's season chart), helping Colorado to the 2004 Houston Bowl.

Gilmore was also Purdue's wide receivers coach for two seasons (2001-02). In 2002, future NFL players Taylor Stubblefield and John Standeford were the Big Ten's top receiving tandem with 152 combined receptions and 2,096 yards. Stubblefield was a consensus All-American selection and Biletnikoff Award finalist in 2004, while setting the NCAA career receptions record with 316 catches. Purdue participated in the Sun Bowl in 2001 and 2002.

He was wide receivers coach at the University of Houston in 2000 after spending one season as the tight ends coach at Kansas (1999).

Gilmore began his coaching career at his alma mater, Wyoming. He was in charge of the wide receivers for two seasons (1997-98). As a graduate assistant, he worked with the wide receivers and tight ends from 1994-96. During that time, Marcus Harris – the 1996 Biletnikoff winner, a two-time first-team All-American (1995-96) and three-time All-Western Athletic Conference first-teamer – set NCAA records for most career receiving yards (4,518) and consecutive seasons with 1,400 receiving yards (three). On two occasions (1994, '96), Harris led the nation in receiving yards per game.

PERSONAL: Native of Wichita, Kan. ...Lettered two seasons as a wide receiver at Wyoming (1988-89)...Caught 40 passes for a team-best 594 yards and three touchdowns as a junior to help the Cowboys to the 1988 Holiday Bowl...Added 32 receptions for 445 yards and two touchdowns as a senior to earn second-team All-WAC honors...Transferred to Wyoming from Butler Community College in El Dorado, Kan. ...Earned his bachelor's degree in sociology from Wyoming in 1991...Was a three-sport standout at Wichita (Kan.) South High School...He and his wife, Jennifer, have two children.

COACHING BACKGROUND

Years	College/Pro Team	Position Coached
1994-96	Wyoming	Graduate Assistant
1997-98	Wyoming	Wide Receivers
1999	Kansas	Tight Ends
2000	University of Houston	Wide Receivers
2001-02	Purdue	Wide Receivers
2003-04	Colorado	Wide Receivers
2005-07	Nebraska	Wide Receivers
2008-10	Nebraska	Assistant Head Coach-Offense
2011	USC	Wide Receivers
2012-14	Oakland Raiders	Wide Receivers





John GRIECO

STRENGTH AND CONDITIONING

3rd season in NFL | 3rd season with Raiders

John Grieco, who has nearly two decades of strength and conditioning coaching experience at the collegiate and professional levels, enters his third season with the Oakland Raiders and first in his present capacity. Grieco served two seasons as assistant strength and conditioning coach from 2012-13.

Grieco came to the Silver and Black following two years as the head strength and conditioning coach at Louisiana-Monroe. He was named the top strength and conditioning coach in the country by the Professional Football Strength and Conditioning Coaches Society while at ULM.

Prior to coaching at ULM, Grieco served four seasons as the director of strength and conditioning at UNLV, where he oversaw the strength and conditioning efforts for all of the athletic department's 17 varsity sports, with an emphasis on the football program. He spent two years at East Carolina, serving as the director of the Pirates' football strength program and as an assistant strength coach.

COACHING BACKGROUND

Years	College/Pro Team	Position Coached
1995-03	Florida	Strength and Conditioning
2004-05	East Carolina	Assistant Strength
2006-09	UNLV	Director of Strength and Conditioning
2010-11	Louisiana-Monroe	Strength and Conditioning
2012-13	Oakland Raiders	Assistant Strength and Conditioning
2014	Oakland Raiders	Strength and Conditioning



A 1995 graduate of Florida, Grieco began his coaching career at his alma mater in 1995 and coached there for nine years (1995-2003). During his time in Gainesville, he worked with various programs, including the football, baseball, softball and track and field teams. He was part of a Gator football program that went to eight bowl games, including a national championship victory in the 1996 Sugar Bowl. Florida also won the Orange Bowl (1998, 2001) and the Florida Citrus Bowl (1999) during that span.

PERSONAL: Native of Greensburg, Pa. ...A Master Strength & Conditioning Coach and member of the Collegiate Strength & Conditioning Coaches Association...Last name is pronounced GREEK-oh...He and his wife, Jamie, have a son, Nicholas, and a daughter, Gianna.



Justin GRIFFITH

QUALITY CONTROL - OFFENSE

11th season in NFL (7 as a player) | 5th season with Raiders (2 as a player)

Former Raider and eight-year NFL veteran Justin Griffith is in his third season on the Oakland coaching staff, serving as an offensive quality control assistant. He was a coaching intern with the Seattle Seahawks prior to joining the Silver and Black.

Through the last two seasons with Oakland, Griffith has

worked primarily with the offensive line and tight end positions. In 2013, Griffith aided a shuffling offensive line through eight different starting combinations, the most in the NFL. Despite injuries, the offensive line paved the way for four different players to rush for 100 yards in a game, becoming the first NFL team to do so since 1978. Griffith also worked with the tight ends, the offense's youngest unit. The group included two rookies and just one career catch among the three players entering the regular season.

In 2012, Griffith helped tutor TE Brandon Myers, who led the team with 79 catches for 806 yards. Myers recorded a reception in 17 straight games and closed out the season ranked fourth among NFL tight ends in receptions.

COACHING BACKGROUND

Years	College/Pro Team	Position Coached
2011	Seattle Seahawks	Coaching Intern
2012-14	Oakland Raiders	Quality Control-Offense



PERSONAL: Native of Magee, Miss. ...Played in 96 NFL games with 73 starts, totaling 413 yards on 94 rushing attempts, and 141 receptions for 989 yards with five touchdowns...Played in 23 games with 14 starts in two seasons at fullback with the Silver and Black (2007-08)...Originally drafted by the Atlanta Falcons in the fourth round of the 2003 NFL Draft, and played four seasons with Atlanta before joining the Raiders...Played for Seattle in his final NFL season (2009)...Majored in education at Mississippi State...Played in 39 career games, totaling 85 receptions for 937 yards and four touchdowns...Named first-team All-SEC as a senior...Has a fraternal twin...He and his wife, Kim, have two sons, Brody and Dylan.



Nick HOLZ

OFFENSIVE ASSISTANT

3rd season in NFL | 3rd season with Raiders

Nick Holz enters his third season as offensive assistant for the Oakland Raiders. Holz served the previous four seasons in a similar capacity at Stanford.


Last year, Holz worked extensively with Oakland's youthful receiving corps, helping second-year WR Rod Streater lead the team with 60 receptions and 888 yards. Streater also set a career single-game mark, collecting 130 receiving yards on seven catches and one touchdown against the New York Jets on Dec. 8.

In 2012, Holz aided Streater, who became one of the most productive undrafted rookie players in recent NFL history. Streater's 39 catches in 2012 were tied for third most among undrafted rookies since 2000, and fourth most by a Raider rookie.

Prior to joining the Silver and Black, Holz assisted on a Stanford staff that led the Cardinal to appearances in the Sun Bowl, Orange Bowl and Fiesta Bowl. As an assistant quarterbacks coach, he helped QB Andrew Luck to first-team All-American honors. He began his collegiate coaching career at Nebraska, where he served as offensive quality control coach and video intern for the Cornhuskers in 2007.

COACHING BACKGROUND

Years	College/Pro Team	Position Coached
2007	Nebraska	Offensive Assistant
2008-11	Stanford	Offensive Assistant/ Quarterbacks
2012-14	Oakland Raiders	Offensive Assistant



PERSONAL: Native of Danville, Calif. ...Three-year letterwinner at Colorado as a wide receiver and holder for field goals and PATs... Voted by teammates as the recipient of The Regiment Award, presented annually to the Colorado player that makes the greatest contribution to the team with the least recognition as a senior...Earned a bachelor's degree in communications...Prepped at De La Salle High School in Concord, Calif., where he was teammates with current Raiders RB Maurice Jones-Drew...Named the team's most inspirational player following the Spartans' 2002 national championship season.



Mark HUTSON

TIGHT ENDS

3rd season in NFL | 3rd season with Raiders

Mark Hutson enters his third season as tight ends coach for the Silver and Black. He joined the Raiders after coaching at the collegiate level for two decades, including two separate stints as an interim head coach.

Last season, Hutson tutored the youngest unit on the Raiders'

offense, a group that included two rookies and counted just one career catch among three players entering the regular season. Rookie Mychal Rivera saw action in all 16 games in his first season, leading the group with 38 catches for 407 yards and four touchdowns.

In 2012, Brandon Myers emerged as a favorite target, as the fourth-year player led the team with 79 catches for 806 yards. Myers recorded a reception in 17 straight games to close out his tenure in Oakland and ranked fourth among NFL tight ends in receptions.

Hutson spent the previous five seasons as an assistant at Tulane, serving as the interim head coach

for the Green Wave in 2011. Prior to being named interim head coach, Hutson served as offensive line coach for five seasons. In 2010, Hutson's offensive line led the way for RB Orleans Darkwa, who set a freshman program record with 925 yards and 11 touchdowns. Tulane's passing game averaged 245.8 yards per contest, protected by Hutson's group, and scored 19 touchdowns.

In 2009, Hutson's offensive line paved the way for Andre Anderson, a Doak Walker Award candidate who rushed for 1,016 yards and eight touchdowns. Behind a Hutson-tutored offensive line, Anderson became the second Tulane running back to surpass 1,000 yards in a single season.

During his first season with the Green Wave, Hutson's line spring-boarded Matt Forte, who rushed for a school-record 2,127 yards, the seventh-best rushing performance in NCAA history. In addition, three of Hutson's players received all-conference honors and one Freshman All-American nod.

Hutson came to Tulane from Eastern Illinois, where he coached four seasons and helped EIU to 26 overall victories, two conference titles and NCAA I-AA playoff appearances. In addition to his role as assistant head coach, he also served as the Panthers' offensive line coach and offensive coordinator. During the 2006 season, he took over the head coaching duties and guided EIU to a co-Ohio Valley Conference championship and No. 15 national ranking in the final poll. He posted an 8-5 record, including a 7-1 mark in the OVC.



COACHING BACKGROUND

Years	College/Pro Team	Position Coached
1990-91	Oklahoma	Graduate Assistant
1992	Arkansas	Graduate Assistant
1993-96	Murray State	Tight Ends/Special Teams Coordinator
1997	Boise State	Tight Ends/Special Teams Coordinator
1998-99	Arkansas	Tight Ends/Special Teams Coordinator
2000-02	Tulsa	Offensive Line
2003-04	Eastern Illinois	Offensive Line
2005-06	Eastern Illinois	Assistant Head Coach/Offensive Coordinator/Offensive Line Interim Head Coach
2006	Eastern Illinois	Interim Head Coach
2007-10	Tulane	Offensive Line
2011	Tulane	Interim Head Coach/Co-Offensive Coordinator/Offensive Line
2012-14	Oakland Raiders	Tight Ends

Prior to joining Eastern Illinois, Hutson served as the offensive line coach and student-athlete academic liaison at Tulsa from 2000-02, where he served on the coaching staff with Raiders Head Coach Dennis Allen, who tutored the secondary.

Hutson was a special teams coordinator and tight ends coach on Houston Nutt's staff at Arkansas from 1998-99. He earned Southeastern Conference Special Teams Coach of the Year honors during his second stint with the Razorbacks.

Hutson was on staff in multiple capacities at Boise State (1997) and Murray State (1993-96) after beginning his coaching career as a graduate assistant at Arkansas (1992) and Oklahoma (1990-91).

PERSONAL: Native of Fort Smith, Ark. ...Two-time All-American lineman at Oklahoma (1986-87)...Team captain and member of the Sooners' 1985 national-championship team...Played in four consecutive Orange Bowls (1985-88)...Part of a famous "fumble-rooski" play in the 1988 Orange Bowl, scooping up an intentional fumble and scampering 29 yards for a touchdown with 2:05 remaining in the contest...Named to the Oklahoma All-Century Team and named one of the top-50 players in program history...Selected by the Dallas Cowboys in the third round of the 1998 NFL Draft but did not play a game in the NFL...Completed his bachelor's degree in communication at Oklahoma in 1990...He and his wife, Sherri, have two sons, Ethan, an offensive lineman at Troy University, and Dillon.



Greg OLSON

OFFENSIVE COORDINATOR

13th season in NFL | 2nd season with Raiders

Greg Olson, entering his 28th season in the coaching profession, is in his second year as Oakland's offensive coordinator.

Under Olson's guidance last season, the Raiders offense averaged 20.1 points and 333.8 yards per game. Despite starting a league-high eight different offensive line combinations, Oakland finished 12th in the NFL with 125.0 rushing yards per game and sixth with 4.6 yards per rush. The unit also was particularly effective in the red zone, as their 59.5 percent touchdown rate was fifth in the league. Olson's group showed improvements in many significant areas from 2012, including yards per rush (3.8 in 2012 to 4.6 in 2013), 20-plus-yard runs (eight to 18), red zone touchdown percentage (42.9 to 59.5) and points on the opening possession (three to 41).

Olson tutored two young quarterbacks to lead the Raiders offense. QBs Terrelle Pryor and Matt McGloin saw their first significant playing time in the NFL and combined for 3,345 passing yards on the year. Pryor threw for 1,798 yards and seven touchdowns, while setting a franchise record for a quarterback with 576 rushing yards. McGloin experienced immediate success under Olson when he took over as the starter midway through the campaign, becoming the first undrafted rookie with three-or-more touchdown passes in his first NFL start (Nov. 17 at Houston) since 1987. He finished up his rookie season with 1,547 passing yards and nine touchdowns.

The rushing attack under Olson was dynamic, as Oakland became the first team since 1978 to have four different players record a 100-yard rushing game in the same season (RB Rashad Jennings, RB Darren McFadden, Pryor and FB Marcel Reece). Jennings led the team in rushing, posting 733 yards. In November, Jennings was the NFL's most productive offensive player, leading the league in total yards (596).

Olson served as assistant head coach/quarterbacks coach for the Jacksonville Jaguars in 2012, overseeing the quarterback duo of Blaine Gabbert, the 10th overall pick in the 2011 draft, and Chad Henne, a second-round selection in 2008. With an injury-depleted rushing attack, Gabbert and Henne combined to rank 11th in the NFL with both 586 pass attempts and an average of 36.6 attempts per game.

Prior to joining the Jaguars, Olson served four seasons with the Tampa Bay Buccaneers, including the last three as offensive coordinator. He spent the 2008 season as quarterbacks coach. Olson was responsible for the development of QB Josh Freeman, the 17th overall pick in the 2009 draft. Under Olson's guidance, Freeman threw for 8,898 yards and 51 touchdowns in his first three seasons as a starter. In 2011, Freeman ranked eighth in the NFL with a 62.8 completion percentage and 13th with 3,592 passing yards. In Olson's second season as offensive coordinator with the Bucs in 2010, Freeman ranked sixth in the NFL with a 95.9 passer rating while throwing for 3,451 yards, 25 touchdowns and only six interceptions. Olson helped guide the Buccaneers to one of their best offensive seasons in team history, setting franchise records for yards per play (5.61), average per rush (4.64 yards), average per pass play (7.21), passer rating (96.2) and fewest interceptions thrown (six). The Buccaneers also finished with the fourth most points scored (341), third most yards in total offense (5,362) and second best third down percentage (42.2) in a single season in team history.

The Buccaneers were the youngest team in the NFL in 2010 and WR Mike Williams, a fourth-round draft pick, finished the year leading all rookie receivers in the league in every major receiving category while setting a single-season team record with 11 touchdown receptions. RB LeGarrette Blount's 1,007 rushing yards led all rookie running backs and he became just the second undrafted rookie running back in NFL history to finish with over 1,000 yards. It marked the first time since 1968 that a team had two different players lead all rookies in rushing and receiving yards.

Despite his late elevation to the coordinator position in 2009, Olson's offense showed consistent growth around Freeman. The offense recorded three games of 400-plus yards of total offense, including 469 yards at Carolina for the fifth best single-game performance in team history and the most by the team in over 20 years. Working closely with Olson, Freeman led all rookie quarterbacks in completion percentage (54.5) while setting Buccaneer rookie records for touchdown passes (10) and passing yards (1,855) despite starting in just nine games. He also threw the most touchdown passes by a rookie in a single game in team history as he became the second-youngest quarterback to win his first career start since 1970 with a 38-28 come-from-behind win over Green Bay in Week 9. Kellen Winslow had the best season by a tight end in team history in 2009 as he led or tied for the team lead in receptions in 12 of the 16 games, and also led the team in receiving yards eight times. He led the team in receptions (77) and receiving yards (884), both good for single-season franchise records among tight ends. Winslow also led the team with five receiving touchdowns, tied for the fourth most in a single season among Buccaneer tight ends.

In his first season in Tampa Bay in 2008, Olson was part of an offense that ranked 14th in the NFL and ninth in the NFC in total

COACHING BACKGROUND

Years	College/Pro Team	Position Coached
1987-89	Washington State	Graduate Assistant
1990-93	Central Washington	Quarterbacks/Offensive Coordinator
1994-96	Idaho	Quarterbacks
1997-00	Purdue	Tight Ends/Recruiting Coordinator/ Quarterbacks
2001	San Francisco 49ers	Quarterbacks
2002	Purdue	Quarterbacks
2003	Chicago Bears	Quarterbacks
2004-05	Detroit Lions	Quarterbacks/Offensive Coordinator
2006-07	St. Louis Rams	Offensive Coordinator
2008-11	Tampa Bay Buccaneers	Quarterbacks/Offensive Coordinator
2012	Jacksonville Jaguars	Asst. Head Coach/Quarterbacks
2013-14	Oakland Raiders	Offensive Coordinator



offense. In addition, the Buccaneers featured the 11th-ranked passing offense in the NFL as Tampa Bay signal callers passed for 3,788 yards. It marked the second-highest passing yardage total in team history while the 63.2 completion percentage ranked third in team history and the 83.8 passer rating by Olson's unit was the fourth-best in team annals. The Buccaneers offense finished the season amassing 5,456 total yards, the highest total in team history, while scoring 361 points, the second-highest total in team annals. Under Olson's tutelage, QB Jeff Garcia tied for second in the NFL for fewest interceptions (six), was ninth in the league and third in the NFC in completion percentage (64.9) and ninth in the NFL and fifth in the NFC in quarterback rating (90.2).

Prior to joining Tampa Bay, Olson spent two seasons (2006-07) as offensive coordinator for the St. Louis Rams. In his first year with the Rams in 2006, he helped guide a high-powered offense that ranked sixth in the NFL in total offense (360.4 yards per game) and a passing offense that ranked third (247.6) in the NFC. Under Olson's direction, the 2006 Rams became just the fourth team in NFL history to produce a 4,000-yard passer (QB Marc Bulger), a 1,500-yard rusher (RB Steven Jackson) and two 1,000-yard receivers (WRs Torrey Holt and Isaac Bruce). Bulger, Jackson and Holt were all selected to the Pro Bowl. Bulger also posted career highs in passing yards (4,301), passing touchdowns (24), passing attempts (588) and completions (370) while ranking second in the NFL in interception percentage (1.4). Jackson also had a career year in 2006, leading the NFL in yards from scrimmage with 2,334, and he led all NFL running backs with 90 receptions and was fifth in the NFL in rushing yards with 1,528.

Prior to his time with the Rams, Olson spent one season as quarterbacks coach (2004) and one season as offensive coordinator/quarterbacks coach (2005) for the Detroit Lions. In 2004, Olson took over play-calling duties for the Lions with three games remaining in the season and the Lions offense went on to average 403.6 total yards per game. In 2005, Olson was named offensive coordinator of the Lions in Week 11.

Olson entered the NFL as quarterbacks coach for the San Francisco 49ers in 2001 under head coach Steve Mariucci. In 2001, Garcia threw for a career-high 32 touchdown passes while posting a career-best 94.8 passer rating and 62.7 completion percentage.

Following one season as tight ends/recruiting coordinator at Purdue, Olson spent one season as quarterbacks coach for the Chicago Bears in 2003.

From 1997-2000, as quarterbacks coach at Purdue, Olson played a key role in the development of future Pro Bowl and Super Bowl-winning QB Drew Brees. Under Olson, Brees was a Heisman Trophy finalist in 1999 and 2000 while winning the Maxwell Award as the nation's most outstanding player in 2000. He was also a finalist for the Davey O'Brien Award as the nation's top quarterback in 1999 and 2000. Brees finished his collegiate career as the Big Ten and Purdue's all-time leader in passing yardage (11,792), touchdown passes (90), total yards (12,693), completion percentage (61.1), completions (1,026) and attempts (1,678). He also ranked fourth in NCAA Division I-A history for total offense, completions and attempts upon his departure from Purdue. Under Olson, Brees had seven 400-yard passing games and 16 300-yard passing games. Brees earned Big Ten Player of Year honors in 1998 and 2000 and All-Conference accolades for three straight years (1998-2000).

Olson began his coaching career in 1987 as a graduate assistant under the guidance of head coaches Dennis Erickson (1987-88) and Mike Price (1989) at Washington State, where he earned his master's degree in athletic administration, and published his master's thesis titled "Developing Quarterback Skills in a Passing Offense." He spent four seasons (1990-93) as an assistant at Central Washington University and two seasons at Idaho (1994-96). At Central Washington, Olson developed QB Jon Kitna, who went on to become an NFL starter at Seattle, Cincinnati and Detroit. Olson also served as wrestling coach for four seasons at Central Washington including the last two as head coach.

PERSONAL: Native of Richland, Wash. ...Played quarterback at Spokane Falls Junior College (1981-82) and Central Washington (1983-84)...Earned bachelor's degree in education from Central Washington...He and his wife, Lissa, have twins, Kenneth and Grayce... Lissa was the first female to be named head coach of a Division I track and field men's track team when she took over at Purdue in March of 2001...She spent 2011 as an assistant track coach at the University of South Florida and is currently the assistant track coach at the University of California.





Marcus ROBERTSON

ASSISTANT DEFENSIVE BACKS

20th season in NFL (12 as a player) | 1st season with Raiders

Marcus Robertson enters his first season with the Silver and Black as assistant defensive backs coach. A 12-year NFL veteran as a player and former All-Pro safety, Robertson has served as an NFL assistant for seven years, including the last two with the Detroit Lions.

Last season with Detroit, Robertson helped Detroit finish seventh in the league with a total of 92 passes defended. Robertson also tutored Chris Houston, who totaled two interceptions in 2013, becoming the first Lions defensive back to record 10 career picks since 2000. He served as defensive assistant/secondary coach in his first season with Detroit in 2012.

Robertson was secondary coach for the Tennessee Titans from 2009-11, helping the team rank second in the NFL in average passing yards/completion (10.55) during that span. In 2009, the Titans finished eighth in the NFL in interceptions (20) and second in interceptions returned for a touchdown (four).

Prior to being promoted to secondary coach, Robertson was the assistant secondary coach with Tennessee for two seasons (2007-08). In 2008, the Titans secondary boasted three Pro Bowl selections, including Cortland Finnegan, Chris Hope and Michael Griffin). Overall, Tennessee defensive backs collected 19 interceptions, which ranked second in the NFL in interceptions by a secondary.


In Robertson's first season assisting with the secondary, the Titans improved from 27th to 10th in pass defense and from 32nd to fifth in overall yardage allowed.

Robertson served as the Titans' director of player development from 2003-06. He spent those four years assisting players with their career transition into and out of the NFL through continuing education, financial education and administering player programs. Robertson and his staff earned the Winston and Shell Award in 2006 for their innovation and commitment to player development in the NFL.

PERSONAL: Native of Pasadena, Calif. ...Played 12 seasons as a safety with the Houston Oilers/Tennessee Oilers/Tennessee Titans (1991-2000) and the Seattle Seahawks (2001-02)...Selected by Houston in the fourth round of the 1991 NFL Draft...Played in 162 career games with 144 starts, totaling 24 interceptions, 1.5 sacks, nine forced fumbles and 11 fumble recoveries...Earned All-Pro honors in 1993 after recording a career-high seven interceptions and three fumble recoveries with one touchdown...Also totaled five interceptions with three fumble recoveries and two touchdowns in 1997...Inducted into the Iowa State Athletic Hall of Fame in 2009...Earned a bachelor's degree in management and organizational development from Bethel University...He and his wife, Holly, have three children: Morgan, Milan and Marcus Andrew.

COACHING BACKGROUND

Years	College/Pro Team	Position Coached
2007-08	Tennessee Titans	Assistant Secondary
2009-11	Tennessee Titans	Secondary
2012	Detroit Lions	Defensive Assistant/Secondary
2013	Detroit Lions	Secondary
2014	Oakland Raiders	Assistant Defensive Backs





Bob SANDERS

LINEBACKERS

14th season in NFL | 2nd season with Raiders

Bob Sanders enters his second year as Oakland's linebackers coach. Sanders has coached at the collegiate and professional levels for over 36 years, including three seasons as the defensive coordinator for the Green Bay Packers (2006-08).

Sanders oversaw a completely revamped

linebacker corps in his first campaign in Oakland last season. Sanders' group included three newcomers, with free agent LBs Kevin Burnett and Nick Roach, and rookie Sio Moore serving as starters. Roach, who played every snap at MLB, set career highs with 152 tackles and 5.5 sacks, and was named to the USA Today All-Joe Team. Moore garnered PFWA all-rookie honors after totaling 4.5 sacks.

Prior to coming to Oakland, Sanders spent four seasons with the Buffalo Bills, having joined the team as defensive line coach in 2009 before coaching the outside linebackers the next two seasons (2010-11) and taking over the entire linebacker unit in 2012.

In Green Bay for four seasons (2005-08), Sanders began as defensive ends coach (2005), then was named by Mike McCarthy as the new head coach's first defensive coordinator, a role he held from 2006-08.

During his final Packers season in 2008, Green Bay paced the NFL with six touchdowns on interceptions, and tied for first in the NFC with 22 total interceptions. In 2007, Green Bay ranked sixth in scoring defense, 11th in total defense and third in opponent third-down-conversion percentage, posting a 13-3 record and earning a spot in the NFC Championship game. And in 2006, Green Bay led the NFC with 46 sacks.

Sanders' first NFL coaching position came as linebackers coach with the Miami Dolphins from 2001-04. Sanders coached Zach Thomas among others with the Dolphins, helping Thomas to three straight Pro Bowl selections.

A college assistant for 22 years, his final collegiate stop was the University of Florida, where his guidance helped three Gators (Jevon Kearse, Kevin Carter and Huey Richardson) earn first-round selections in the NFL Draft.

In Gainesville for 11 years (1990-2000), Sanders held six coaching titles, ranging from defensive line to linebackers. He also spent one season as assistant head coach and nine as assistant defensive coordinator. With Sanders' pupils leading the way, Florida led the Southeastern Conference in sacks in four straight years from 1996-99. He helped the program to five conference crowns and the 1996 national championship during his time at Florida.



COACHING BACKGROUND

Years	College/Pro Team	Position Coached
1978	Georgia Tech	Part-time coach
1980-82	East Carolina	Defensive Line/Linebackers
1983-84	Richmond	Linebackers
1985-88	Duke	Outside Linebackers/Defensive Ends
1989	Duke	Co-Def. Coord./Outside Linebackers
1990	Florida	Defensive Ends
1991-93	Florida	Assistant Def. Coord./Banditbacks/Gatorbacks
1994-97	Florida	Assistant Def. Coord./Defensive Ends
1998	Florida	Assistant Def. Coord./DE/SLB
1999	Florida	Assistant Head Coach/DE/SLB
2000	Florida	Assistant Def. Coord./Linebackers
2001-04	Miami Dolphins	Linebackers
2005	Green Bay Packers	Defensive Ends
2006-08	Green Bay Packers	Defensive Coordinator
2009	Buffalo Bills	Defensive Line
2010-11	Buffalo Bills	Outside Linebackers
2012	Buffalo Bills	Linebackers
2013-14	Oakland Raiders	Linebackers

Prior to joining Florida, Sanders coached five seasons at Duke (1985-89), the first four as outside linebackers/defensive ends coach, and the final campaign as co-defensive coordinator/outside linebackers. In sharing the defensive reins, he helped the Blue Devils to an 8-4 season and their first Atlantic Coast Conference title since 1965.

Sanders spent two years at Richmond (1983-84) and three seasons at East Carolina (1980-82). His first collegiate position was as a part-time coach for head coach Pepper Rodgers at Georgia Tech in 1978, sandwiched between three years (1976-77, 1979) of coaching at the high-school level.

PERSONAL: Native of Jacksonville, N.C. ...Defensive player at Davidson College from 1972-75... Earned a bachelor's degree in political science... He and his wife, Kathie, have three children, Lindsay, Sarah and Robby.



Eric SANDERS

QUALITY CONTROL - DEFENSE

5th season in NFL | 5th season with Raiders

Eric Sanders is in his fifth season with the Oakland Raiders and third in his present capacity. Sanders served in an offensive quality control role during his first two seasons in Oakland.

For the past two years, Sanders has assisted primarily with the defensive line. In 2013, the Raiders finished sixth in the AFC in rushing defense, allowing just 107.9 yards per game, and tied for first in the league by allowing just five opponent rushes of 20-or-more yards.

As an offensive assistant for the Silver and Black (2010-11), Sanders worked primarily with the tight ends. In 2010, Zach Miller totaled 60 receptions for 685 yards and a career-high five touchdowns, receiving his first Pro Bowl selection.

COACHING BACKGROUND


Years	College/Pro Team	Position Coached
2006	UC Davis	Assistant Offensive Line/Tight Ends
2007	Utah State	Graduate Assistant
2008-09	UC Davis	Linebackers
2010-11	Oakland Raiders	Quality Control-Offense
2012-14	Oakland Raiders	Quality Control-Defense



Before joining the Raiders, Sanders coached linebackers for two seasons at UC Davis. He also served as the assistant offensive line/tight ends coach at UC Davis in 2006, before becoming a graduate assistant at Utah State.

Sanders was involved with the UC Davis program as an undergraduate and earned his bachelor's degree in psychology with a biological emphasis in 2005. From 2003-05, he was the team's video coordinator and assisted in coaching the defensive line.

PERSONAL: A native of San Francisco, Calif. ...Traveled to the Far East in 2005 for coaches clinics with the American Football in China Exchange Association.



AI SAUNDERS

SENIOR OFFENSIVE ASSISTANT

31st season in NFL | 4th season with Raiders

Al Saunders returns for his fourth season on the Oakland Raiders' coaching staff. Saunders has over 40 years of coaching experience, including the past 31 in the National Football League. He

has been a part of 15 playoff teams, five division titles and one Super Bowl champi-

onship as an NFL coach and 20 times his offensive units have ranked first in the NFL in total offense, passing, rushing or scoring.

Since 2012, Saunders has served as senior offensive assistant with the Raiders, working with the entire offense, including significant instruction with the tight ends.

In 2011, Saunders experienced success as the Raiders offensive coordinator, despite injuries at key positions. Oakland's offense finished the season with the second highest yardage total in franchise history (6,072) and ranked among the NFL leaders in rushing (seventh, 131.9), total offense (ninth, 379.5), and passing (11th, 247.6). In addition, the Raiders ranked second in the league in explosive plays of 20-or-more yards with 84, first in two-minute scoring offense and established a franchise record by allowing only 25 sacks on the season.

Prior to coming to Oakland, he spent two playoff seasons with the Baltimore Ravens, serving as an offensive consultant in 2009 and as senior offensive assistant in 2010.

Saunders served as offensive coordinator for the St. Louis Rams in 2008, returning to the franchise nearly a decade after helping the team win a World Championship in 1999 with one of the most explosive offenses in league history, as associate head coach/receivers. Saunders was part of a coaching staff that helped create "The Greatest Show on Turf," establishing NFL records in 2000 of 7,075 total yards, 5,232 passing yards and 540 points (33.8 avg.). In 1999, the Rams finished atop the NFL with 6,412 yards of total offense, 272.1 passing yards per game and 32.9 points per game en route to winning Super Bowl XXIV.

Between stints with the Rams, Saunders led Washington's offense, under Hall of Fame coach Joe Gibbs (2006-07), for two

seasons as the associate head coach/offense, helping the Redskins to a playoff berth in 2007. In 2006, the Redskins produced one of the league's top rushing attacks and QB Mark Brunell established an NFL record with 22 consecutive completions in a single game.

He served as the assistant head coach/offensive coordinator for Dick Vermeil with the Kansas City Chiefs from 2001-05, having previously spent 10 years in Kansas City as assistant head coach/receivers for Marty Schottenheimer (1989-98). During his second stint with the Chiefs, Saunders' offense established 46 franchise records and exploded with 2,157 points, 262 touchdowns and 30,470 net yards, more than any other NFL team across those five seasons. In 2005, he was named USA Today's Offensive Coach of the Year as the Chiefs offense led the NFL for a second consecutive year.

In 2004, the Chiefs led the NFL in total offense for the first time in team history, accumulating a franchise-record 6,695 yards (418.4 avg.) and breaking or tying 18 single-season records. The Chiefs also broke or tied numerous NFL records, establishing a single-season record with 398 first downs and tying a 42-year old mark with 63 rushing touchdowns over two seasons. Kansas City became the first team in NFL history to produce three running

COACHING BACKGROUND

Years	College/Pro Team	Position Coached
1970-71	USC	Graduate Assistant
1972	Missouri	Receivers
1973-75	Utah State	Offensive Backfield
1976-81	University of California	Assistant Head Coach/ Offensive Coordinator/Quarterbacks
1982	University of Tennessee	Offensive Coordinator/Quarterbacks
1983-84	San Diego Chargers	Receivers
1985-86	San Diego Chargers	Assistant Head Coach/Receivers
1986-88	San Diego Chargers	Head Coach
1989-98	Kansas City Chiefs	Assistant Head Coach/ Receivers
1999-00	St. Louis Rams	Associate Head Coach/ Receivers
2001-05	Kansas City Chiefs	Assistant Head Coach/Offensive Coordinator
2006-07	Washington Redskins	Associate Head Coach/Offense
2008	St. Louis Rams	Offensive Coordinator
2009	Baltimore Ravens	Offensive Consultant
2010	Baltimore Ravens	Senior Offensive Assistant
2011	Oakland Raiders	Offensive Coordinator/Quarterbacks
2012-14	Oakland Raiders	Senior Offensive Assistant





backs that recorded 150-yard rushing performances, and was the first team to post eight rushing touchdowns in one game. TE Tony Gonzalez also set the NFL single-season receiving mark for tight ends with 102 receptions, and QB Trent Green had over 300 yards passing in eight games to become just the fourth quarterback in NFL history to finish four straight seasons with a QB rating above 90.


In 2003, the Chiefs led the NFL in scoring for the second straight season with a franchise-record 484 points, and the highest red zone touchdown scoring percentage (77.8) in league history. RB Priest Holmes set an NFL single-season record with 27 rushing touchdowns and was named NFL Offensive Player of the Year. In 2002, Saunders' offense led the league in scoring with 467 points and broke or tied 22 single-season team records, including the long-standing NFL record for fewest fumbles (two) and the mark for longest touchdown pass in league history (99 yds.) and the most combined first downs in a game (64). In 2001, Kansas City's offense ranked in the NFL top-10 in rushing, passing, scoring and total offense, and Holmes led the league in rushing with 1,555 yards.

His first NFL head-coaching position came with the Chargers as interim head coach in 1986, following the resignation of Don Coryell. He spent two full seasons as the Chargers head coach after previously filling the roles of assistant head coach (1985-86) and receivers coach (1983-84) for "Air Coryell," one of the most exciting and prolific offenses in NFL history. In 1985, the Chargers led the NFL in passing and total offense for an unprecedented fifth time in six seasons featuring Hall of Famers Dan Fouts, Kellen Winslow and Charlie Joiner.

Prior to entering the NFL, Saunders spent 12 years as an assistant at the collegiate level. He began his coaching career as a graduate assistant at USC under the legendary John McKay from 1970-71 and served as receivers coach at Missouri in 1972.

Following three seasons as play-caller and offensive backfield coach at Utah State, where Louie Giammona led the nation in all-purpose yardage for two consecutive years (1974-75), Saunders spent six seasons at California as assistant head coach/offensive coordinator/quarterbacks coach. He helped the Golden Bears set 32 NCAA, conference and school records and finished each season ranked in the top 10 in the nation in passing. His final collegiate stop was in 1982 as offensive coordinator/quarterbacks coach under head coach Johnny Majors at Tennessee, where he tutored an explosive, record-breaking offense that included future Raider WR Willie Gault.

PERSONAL: Native of Hendon, England...Member of the San Jose State Hall of Fame...Earned Academic All-American honors as a three-year starter and team captain at defensive back and wide receiver from 1966-68...Recipient of California's State Graduate Fellowship and earned a master's degree in education from Stanford...Recognized in Who's Who in America and was awarded California's prestigious Golden State Award in 1989, given for community leadership and service...Former All-American swimmer and national record holder in the sport...Also an accomplished distance runner, crowned the Road Runners Club of America's Master 5K National Champion in 1996...Attended St. Ignatius High School in San Francisco...Served as a ball boy for Oakland Raiders games at Youell Field as a youth...Great-uncle, Ron Saunders, was an English soccer player and coach, managing Aston Villa to league cup and first division titles...He and his wife, Karen, have three children: sons Robert and Joseph, and daughter Korrin.



Kelly SKIPPER

RUNNING BACKS

8th season in NFL | 8th season with Raiders

Kelly Skipper enters his eighth season with the Raiders, the sixth in his present capacity tutoring running backs, after two years as tight ends coach. He has 26 years of coaching experience and has served as an offensive coordinator at the collegiate level.

Last year, Skipper helped a rushing attack that generated 2,000 yards, good for 12th in the NFL and the seventh-most since the Raiders returned to Oakland. The Raiders also ranked third in the NFL in rushing plays of 20-plus yards, finishing with 18.

Under Skipper's tutelage, FB Marcel Reece garnered his second-straight Pro Bowl selection and was named second-team All-Pro by the Associated Press.

Reece's 123-yard rushing performance against the New York Jets on Dec. 8 made him the fourth different Raider to rush for 100 yards in a game in 2013, the first time since 1978 that a team had four different players reach the century mark.

In 2012, RB Darren McFadden hauled in 13 receptions during the season-opener against San Diego. The total was the most for a Raider running back, and ranks as the second highest single-game total in franchise history. In addition, Reece tied for fourth among all NFL backs with 52 receptions and second among backs with 496 receiving yards.

Skipper tutored a group that was extremely productive despite injuries in 2011. McFadden rushed for 614 yards and was selected as an alternate for the Pro Bowl despite missing nine games with a foot injury, while Michael Bush established a career high with 977 yards on the ground.

In 2010, Skipper oversaw a running game that ranked second in the NFL and established a franchise record by averaging 4.9 yards per attempt. Under Skipper's direction, McFadden became the first Raider since 2007 to eclipse the 1,000-yard mark with 1,157 yards on the ground. The tandem of McFadden and Bush totaled 1,812 yards and 15 touchdowns. In 2009, Raiders running backs averaged over 4.0 yards per carry under Skipper's coaching.

In 2008, TE Zach Miller led the Raiders in receptions (56) and receiving yards (778) to place eighth in the NFL among tight ends. Skipper tutored a Raider tight ends unit in 2007 that included Miller, who led all rookie tight ends in receptions and ranked fourth in the NFL among all rookie pass catchers with 44.

Before joining the Raiders, Skipper spent four seasons coaching running backs and special teams at Washington State. He also spent two summers, one with Seattle and one with Washington, as an NFL minority fellowship coaching intern.

From 1998-2002, Skipper was on the coaching staff at UCLA, where he was offensive coordinator from 2001-02. He tutored a number of players who went on to the NFL, including Lorenzo Neal, Michael Pittman, DeShaun Foster, Chris Ivory and Jed Collins. Skipper also coached Jerome Harrison, who broke Washington State's single-season rushing record after running for 1,900 yards.

He was an assistant at Fresno State, his alma mater, from 1989-97, beginning his coaching career as a graduate assistant before becoming a full-time assistant in 1991. He handled running backs and return specialists, and served as recruiting coordinator on the Bulldogs' staff.

PERSONAL: Native of Brawley, Calif. ...Played running back at Fresno State, finishing his career among the school's top-10 with 2,237 rushing yards...Also scored 28 touchdowns during his college career and led Fresno State to a 36-9-1 record...As a senior, named first-team All-Big West Conference and was an Associated Press All-American honorable mention selection...Earned a degree in business from Fresno State in 1989...Inducted into the Hall of Fame at Churchill High School in Eugene, Ore. ...Father, Jim, is a long-time NFL assistant coach currently serving as running backs coach of the Carolina Panthers, and was head coach of the XFL's San Francisco Demons in 2001... He and his wife, Mary, have two children, Kaelen and Darius.

COACHING BACKGROUND

Years	College/Pro Team	Position Coached
1989-90	Fresno State	Graduate Assistant
1991-97	Fresno State	Running Backs/Return Specialists
1998-00	UCLA	Running Backs/Kickoff Return
2001-02	UCLA	Offensive Coordinator
2003-06	Washington State	Running Backs/Special Teams
2007-08	Oakland Raiders	Tight Ends
2009-14	Oakland Raiders	Running Backs





Travis SMITH

DEFENSIVE ASSISTANT

3rd season in NFL | 3rd season with Raiders

Travis Smith is in his third year with the Silver and Black as a defensive assistant. He joined the Raiders after spending the previous two years in the collegiate ranks.

Smith has worked extensively with the linebacker corps since joining the Silver and Black.

Last season, he helped tutor a revamped unit that included three new starters in veterans Nick Roach and Kevin Burnett and rookie Sio Moore. Roach played every snap at middle linebacker and posted career highs in tackles (152) and sacks (5.5), while Moore was named to the PFWA All-Rookie Team after recording 4.5 sacks in his first season.

COACHING BACKGROUND

Years	College/Pro Team	Position Coached
2010	Santa Monica JC	Assistant Tight Ends/Defensive Line
2011	Colorado University	Offensive Technical Intern
2012-14	Oakland Raiders	Defensive Assistant



Smith was an offensive technical intern at Colorado in 2011. He coached at Santa Monica Junior College in 2010, assisting the tight ends and the defensive line-men. He also served as an undergraduate assistant coach at Cal Poly.

PERSONAL: Native of Walnut Creek, Calif. ...Attended Cal Poly, earning a bachelor's degree in kinesiology... Had a limited playing career at Cal Poly due to three shoulder surgeries...Attended Foothill High School in Pleasanton, Calif., earning two letters as a linebacker and fullback.



Tony SPARANO

ASSISTANT HEAD COACH/OFFENSIVE LINE

16th season in NFL | 2nd season with Raiders

Tony Sparano is in his second year as Oakland's assistant head coach/offensive line.

In his 30 years of coaching experience, 15 in the NFL, Sparano has nine combined seasons as a

head coach, four (2008-11) with the Miami Dolphins and five (1994-98) at the University of

New Haven. His career record as an NFL head coach is 29-33. He has also served five additional NFL seasons as an assistant head coach or coordinator.

Last year, Sparano tutored a shuffling offensive line through eight different starting combinations, the most in the NFL. His line paved the way for four different players to rush for 100 yards in a game, with the Raiders becoming the first team to achieve the feat since 1978. Sparano led a unit that took a big step forward, as Oakland rushed for 125.0 yards per game, which ranked 12th in the league, after the 2012 Raiders rushed for 88.8 yards per game.

Before joining the Raiders, Sparano served as offensive coordinator of the New York Jets in 2012, helping QB Mark Sanchez throw for 2,883 yards and 13 touchdowns. RB Shonn Greene rushed for 1,000 yards for the second consecutive season in Sparano's offense.

From 2008-11, Sparano was the head coach of the Miami Dolphins. From 2008-10, the team posted a 15-9 record on the road, which tied for the third best road record in the NFL over that span.

In 2010, the Dolphins committed just 72 penalties, the second fewest total in the NFL, for a league-low 595 penalty yards. Additionally, from 2008-10 under Sparano, the Dolphins committed just 231 penalties, the third lowest total in the NFL over that time span, behind only Atlanta (207) and New England (227). Sparano continued the development of his young players, as Cameron Wake and Jake Long were named to the Pro Bowl in only their second and third years in the league, respectively. The 2010 season marked only the eighth time in team history that the Dolphins ranked among the league's top 10 in overall defense, pass defense and run defense in a season. Offensively, the Dolphins had the sixth best red zone scoring efficiency (91.2 percent) in the NFL in 2010, and were ranked tied for ninth in the league for most drives of 10-or-more plays (26). WRs Brandon Marshall and Davone Bess combined for the most receptions by any duo in Dolphins history, while TE Anthony Fasano set career bests in receptions, reception yardage and touchdowns.

In 2009, his second year in Miami, Sparano had the Dolphins in playoff contention right until the end of the season despite season-ending injuries to key starters. Rebounding from an 0-3 start, Sparano's team won seven of its next 10 contests, all coming with QB Chad Henne playing his first games as a starting quarterback, to get right back in the middle of the playoff picture. Under Sparano, RB Ricky Williams became the seventh running back in NFL history to rush for 1,000 yards at age 32 or older, while the pass rush accounted for 44 sacks and ranked first in the NFL in sacks per pass play. In addition, the offensive line proved to be one of the most effective in the league, as the team finished fourth in the league in rushing yards per game and was second in the NFL in third down efficiency.

In 2008, Sparano's first year as the Dolphins' head coach, he guided the team to one of the best single-season turnarounds matched just once in NFL history. Taking over a 1-15 squad from a year earlier, he led the Dolphins to an 11-5 record and the AFC East title. His 10-game improvement has been achieved only one other time in league annals, in 1999, when the Indianapolis Colts went from 3-13 to 13-3. For his efforts, Sparano was named as 2008 NFL Coach of the Year by the NFL Alumni and the Pro Football Weekly/Professional Football Writers of America, and AFC Coach of the Year by the Kansas City 101 Committee. He shared USA Today's Coach of the Year honors with Atlanta's Mike Smith. Sparano had the team rebound from a 2-4 start to win nine of their last 10 games to finish at 11-5 and capture the AFC East title. Sparano and his staff were innovative in introducing a new offense, the "Wildcat," in the midst of the season, and that formation went on to pile up 580 yards (including an average of 6.1 yards per rush) and eight touchdowns in the 91 times it was used. The Dolphins committed just 13 turnovers and, along with the New York Giants that year, set a new NFL record for fewest turnovers in a 16-game season, breaking the old mark of 14 turnovers set in 1990. In addition, the Dolphins' takeaway-giveaway ratio of plus-17 led the NFL. Miami committed only 81 penalties, the fewest by a Dolphin team since 1993.

With the Cowboys from 2003-07, Sparano served as the team's tight ends coach from 2003-04, offensive line/running game coordinator in 2005, assistant head coach/offensive line/running game coordinator in 2006 and assistant head coach/offensive line in 2007. During those five years, the Cowboys qualified for the playoffs three times, including 2007 when they won the NFC East with a 13-3 record.

In 2006, with Sparano as the Cowboys' primary play caller, the team ranked fifth in the NFL in total offense, as they averaged 360.8 yards per game. In addition, their 425 points scored was the fourth-highest total in the NFL. Of the team's 52 touchdowns on the year, 21 came via the ground, the third-highest figure in the league. Four offensive players were selected for the Pro Bowl, the most offensive players to represent Dallas in the annual all-star game since 1996.

COACHING BACKGROUND

Years	College/Pro Team	Position Coached
1984-87	New Haven	Offensive Line
1988	Boston University	Offensive Line
1989-93	Boston University	Offensive Coordinator
1994-98	New Haven	Head Coach
1999	Cleveland Browns	Offensive Quality Control
2000	Cleveland Browns	Offensive Line
2001	Washington Redskins	Tight Ends
2002	Jacksonville Jaguars	Tight Ends
2003-04	Dallas Cowboys	Tight Ends
2005	Dallas Cowboys	Offensive Line/ Run Game Coordinator
2006-07	Dallas Cowboys	Assistant Head Coach/ Offensive Line
2008-11	Miami Dolphins	Head Coach
2012	New York Jets	Offensive Coordinator
2013-14	Oakland Raiders	Assistant Head Coach/ Offensive Line



In Sparano's first year with the Cowboys in 2003, rookie TE Jason Witten caught 35 passes for 347 yards and one touchdown. His reception total tied for fourth among all NFL rookies and was first among the league's rookie tight ends. The following season, Witten established himself as one of the NFL's premier tight ends as he totaled 87 receptions for 980 yards and six touchdowns, becoming the first Cowboys tight end to make the Pro Bowl since 1995. Witten's reception and yardage totals both led all NFC tight ends and ranked second in the NFL. Over a three-season span (2005-07), four different Cowboys offensive linemen were selected to the Pro Bowl a total of five times, including three in 2007 (G Flozell Adams, G Leonard Davis and C Andre Gurode).

Over the last two seasons in that period (2006-07), the Cowboys totaled 35 rushing touchdowns, the fifth highest total in the NFL in that stretch and the top figure among NFC clubs. RB Julius Jones surpassed the 1,000-yard rushing barrier in 2006 with 1,084 yards, while RB Marion Barber, who fell just 25 yards shy of the 1,000-yard rushing mark in 2007 but averaged 4.8 yards per attempt (204-975), compiled 24 rushing touchdowns over that two year period (2006-07), the second highest total in the NFL over that stretch.


Prior to two one-year stops as a tight ends coach, with Marty Schottenheimer's Redskins in 2001 and Tom Coughlin's Jaguars in 2002, Sparano helped launch the expansion Cleveland Browns. In 1999, Cleveland's first year back in the NFL, Sparano was an offensive quality control coach. He spent 2000 in charge of the Browns' offensive line.

Sparano made the jump to the NFL after five years as head coach (1994-98) of his alma mater, Division II New Haven, where he compiled a 41-14 record (.745), with four winning campaigns and one .500 season. In that tenure, he also guided the Chargers to a pair of NCAA playoff berths. In 1997, his 12-2 club led the country in scoring offense (42.8 points per contest) and ranked second in scoring defense (11.6) before losing in the national championship.

He spent the previous six seasons (1988-93) at Division I-AA Boston University, coaching the Terriers' offensive linemen from 1988-89, including Cleveland Browns 1989 draft selection Mike Graybill, before serving as offensive coordinator from 1990-93. In his final season at BU, the 12-1 team won the Yankee Conference and advanced to the quarterfinals of the NCAA playoffs.

PERSONAL: Native of West Haven, Conn. ...Was the starting center at New Haven during his playing days, and graduated with a bachelor's degree in criminal justice...Played at Richard C. Lee High School in New Haven, Conn. ...He and his wife, Jeanette, have three children, sons Tony and Andrew, who each played football at Albany, and daughter Ryan Leigh...The younger Tony is an offensive assistant with the New York Jets.





Vernon STEPHENS

ASSISTANT STRENGTH AND CONDITIONING

7th season in NFL | 1st season with Raiders

Vernon Stephens enters his first season as assistant strength and conditioning coach with the Oakland Raiders. Stephens previously served in the same capacity with the San Diego Chargers for six seasons from 2007-12.

With San Diego, Stephens helped oversee the team's year-round strength and conditioning program. Stephens also interned with the Jacksonville Jaguars' offseason strength and conditioning program in 2002 and 2003.


Prior to coaching the Chargers, Stephens spent eight years in the collegiate ranks. He served four years as the assistant strength and conditioning coach at Colorado from 2003-07, where he worked with the football team as well as the men's and women's cross-country track and men's basketball teams.

Stephens began his coaching career at North Florida in 1999, starting the school's first NCAA strength and conditioning program. He served as head strength and conditioning coach for five years from 1999-2003, overseeing all 14 athletic programs, which encompassed approximately 230 student-athletes.

PERSONAL: Native of Jacksonville, Fla. ...Attended North Florida, earning a degree in health and exercise science... Has numerous certifications including NSCA CSCS (Certified Strength and Conditioning Specialist), CAFS (Certified Applied Functional Science) and CES (Corrective Exercise Specialist)...He and his wife, Tali, have two children.

COACHING BACKGROUND

Years	College/Pro Team	Position Coached
1999-03	North Florida	Head Strength and Conditioning
2003-07	Colorado	Assistant Strength and Conditioning
2007-12	San Diego Chargers	Assistant Strength and Conditioning
2014	Oakland Raiders	Assistant Strength and Conditioning





Jason TARVER

DEFENSIVE COORDINATOR

13th season in NFL | 3rd season with Raiders

Jason Tarver is in his third season as defensive coordinator for the Oakland Raiders. Tarver, who coached in various capacities with the San Francisco 49ers for 10 seasons, joined the Silver and Black after spending one year as Stanford's co-defensive coordinator.

Last season signified a major transition on defense for the Raiders, as Tarver's unit started 10 new players on defense. Despite the transition, the Silver and Black ended the season tied for sixth in the NFL in fourth-down defense and also forced their opponents into three-and-out drives 24.9 percent of the time, good for ninth in the league. The defense showed significant improvement against the run, allowing 107.9 yards per game to rank 13th in the NFL after ranking 18th in the previous season. Oakland also held opponents to less than 40 yards on the ground three times during the campaign. The Raiders improved the team's sack count from the previous season by 13, with a remarkable 15 different players getting to the quarterback in 2013. The defense also limited big plays from the opposition, limiting rivals to just five rushing plays of 20-or-more yards. Tarver also oversaw a revamped linebacker corps that included three new starters in veterans Kevin Burnett and Nick Roach and rookie Sio Moore.

In 2012, Tarver's first as defensive coordinator, three Oakland defenders recorded 100-or-more tackles, marking the first time since 2006 that three Raiders have reached the century mark. Over the last four weeks of 2012, the Raiders ranked second in the NFL in total defense and fourth in scoring defense. Led in part by fourth-round selection LB Miles Burris, who established a franchise rookie record with 138 tackles, Oakland tied for fifth in rushing yards and sixth in net passing yards over the final quarter of the season.

In the two years since Tarver seized the defensive reins, the unit has improved in a number of key areas, including rush defense (27th in 2011 to 13th in 2013), fumble recoveries (T-24 in 2011 to T-3 in 2013), forced fumbles (T-30 in 2011 to T-4 in 2013), fumble returns of 20-plus yards (T-14 in 2011 to first in 2013) and opponent three-and-out percentage (31st in 2011 to ninth in 2013). Since last year alone, the defense has made significant improvements in opponent 20-plus yard runs (T-22 in 2012 to T-1 in 2013), opponent fourth down percentage (T-24 in 2013 to T-6 in 2013) and red zone takeaways (T-31 in 2012 to T-11 in 2013).

Tarver served as co-defensive coordinator and inside linebackers coach at Stanford in 2011. He coordinated one of the top defensive units in the Pac-12, ranking either first or second in the conference in six defensive categories, including rushing defense

(first, 84.4 yards per game), third-down conversion defense (first, 31.1 percent), scoring defense (second, 21.9 points), total defense (second, 337.6 yards per game), sacks per game (second, 3.0) and opponent first downs (second, 17.5). Stanford finished third nationally in rushing defense, sixth in third-down conversion defense (31.0 percent; 51-164) and 11th in sacks per game (3.0).

Tarver spent the previous decade on the staff of the 49ers, coaching San Francisco's outside linebackers for six seasons (2005-10) prior to his appointment at Stanford. He began coaching in the NFL as a quality control coach for the 49ers (2001-03) before being promoted to assistant running backs/offensive assistant coach in 2004.

Under Tarver's guidance in 2009, the 49ers' outside linebackers recorded 15 takeaways, 17.5 sacks and nine forced fumbles, setting the edge for a run defense that ranked sixth in the NFL. LB Manny Lawson enjoyed a breakout season as he led the team with a career-high 6.5 sacks. LB Parys Haralson also posted five sacks. The 49ers finished the season tied for third in the NFL in sacks (44) and tied for first in forced fumbles (21), and ranked fourth in points allowed per game (17.6).





In 2007, Tarver played an instrumental role in the development of Haralson, who was elevated to a starting role after Lawson was lost for the season with an injury during the second week of the season. A year later, Haralson led the team with a career-high eight sacks, tied for second among NFC linebackers.


Prior to joining the 49ers in 2001, Tarver spent three seasons (1998-2000) as a graduate assistant coach at UCLA, where he worked primarily with the defensive backs while assisting with the special teams. During his tenure with the Bruins, three defensive backs, Ricky Manning and Jason Bell along with Marques Anderson, became NFL players.

Tarver began his coaching career as an assistant at West Valley Junior College in Saratoga, Calif., tutoring linebackers, defensive backs and special teams.

Tarver spent the 1996 and 1997 seasons as an assistant coach on the West Valley staff, tutoring linebackers, defensive backs and special teams.

PERSONAL: Native of Stanford, Calif. ...Earned bachelor's degree in chemistry at Santa Clara...Member of Phi Beta Kappa... Played safety at West Valley College from 1994-95, while enrolled at Santa Clara...Earned master's degree in biochemistry and molecular biology from UCLA...Received the departmental prize for distinguished teaching in 1998 and 2000...He and his wife, Katie, have two sons, Merrick and Keegan.





Terrell WILLIAMS

DEFENSIVE LINE

3rd season in NFL | 3rd season with Raiders

Terrell Williams begins his third season as defensive line coach for the Oakland Raiders. Prior to joining the Silver and Black, Williams spent 14 seasons coaching the defensive line at the collegiate level.

In 2013, Williams' defensive line improved significantly against the run despite replacing

three starters from the previous campaign. The Raiders allowed just 107.9 yards per game to rank sixth in the AFC, and limited three different opponents to less than 40 yards on the ground. The Raiders also held opponents to just five rushes of 20-or-more yards, tying for first in the league.

In 2012, Williams tutored a veteran unit that included four players that posted three-or-more sacks on the year, including Lamarr Houston's team-leading 4.5 sacks.

Prior to joining the Raiders, Williams spent two seasons as defensive line coach at Texas A&M. In two years in College Station, the Aggies advanced to a pair of bowl games, including a win over Northwestern in the Meineke Car Care Bowl of Texas in 2011. The Aggies led the nation with 51 sacks in 2011 and finished third nationally in tackles for loss, with an average of eight per game.

In 2010, Williams helped lead the Aggies to a share of the program's first Big-12 South crown in more than a decade and a berth in the Cotton Bowl. Texas A&M allowed just 101.9 rushing yards per game, ranking 12th in the nation. In his first season, A&M improved from 90th to 30th nationally in rushing defense, allowing 130.2 yards per contest.

Williams came to A&M after four years as the defensive line coach at Purdue. During his time with the Boilermakers, Williams coached the entire line each year with the exception of 2008, when he focused solely on the defensive end position. He also served as Purdue's liaison to the NFL.

During his time at Purdue, Williams tutored future NFL lineman Anthony Spencer, who led the NCAA in tackles for loss and was a first-team All-American before becoming a first-round pick of the Cowboys. He also coached future NFL players Cliff Avril, Alex McGee, Mike Neal, Ryan Kerrigan and Kawann Short.

Prior to his tenure at Purdue, Williams coached the defensive line at Akron from 2004-05. During his time at Akron, the Zips won the Mid-American Conference championship game (2005) and played in the Motor City Bowl, both marking firsts in program history.

Williams spent two years (2002-03) as the defensive line coach at Youngstown State and served on the coaching staff at North Carolina A&T from 1999-2001. He helped North Carolina A&T rank third in total defense among NCAA Division I-AA schools in 1999, allowing 259.4 yards per game, and fifth in 2000 with 261.2 yards per game. The Aggies were the black college national champion in 1999 and advanced to the quarterfinals of the Division I-AA playoffs while finishing 10th in the final poll.

Williams got his start in coaching working with the defensive line at Fort Scott Community College during the 1998 season.

In 2007, Williams served an internship with the Seattle Seahawks, assisting the defensive line during training camp. During the summer of 1999, Williams interned with the Jacksonville Jaguars, assisting with the defensive line, and with the Dallas Cowboys in 2008.

PERSONAL: Native of Los Angeles, Calif. ...Played nose guard at East Carolina...Helped Pirates to a Liberty Bowl victory over Stanford in 1995...Team finished the year ranked No. 23 in the final USA Today/ESPN poll...Earned a bachelor's degree in communications with a minor in history at East Carolina in 1998...Transferred to East Carolina from West Los Angeles College, where he was an all-conference defensive lineman...He and his wife, Tifini, have two sons, Tahj and Tyson, who passed away in 2012.

COACHING BACKGROUND

Years	College/Pro Team	Position Coached
1998	Fort Scott CC	Defensive Line
1999-01	North Carolina A&T	Defensive Line
2002-03	Youngstown State	Defensive Line
2004-05	Akron	Defensive Line
2006-09	Purdue	Defensive Line
2010-11	Texas A&M	Defensive Line
2012-14	Oakland Raiders	Defensive Line





Joe WOODS

DEFENSIVE BACKS

11th season in NFL | 1st season with Raiders

Joe Woods enters his first year as Oakland's defensive backs coach, having been named on Feb. 6, 2014. Woods joins the Silver and Black with 11 years of NFL coaching experience, spending the past eight seasons as defensive backs coach with the Minnesota Vikings.

Last season, Woods tutored a unit that was devastated by injuries. Rookie first-round pick CB Xavier Rhodes led the team and set a club rookie record with 23 passes defended, while playing in 13 games with six starts. Veteran safety Andrew Sendejo had a career year, recording 103 tackles in 10 starts while appearing in all 16 games.

In 2012, the Vikings secondary improved significantly, helping the team to wins in the final four games of the regular season to finish at 10-6 and earn a Wild Card playoff berth. Rookie safety Harrison Smith tied for the team lead with three interceptions, returning a pair of the picks for scores to tie the Vikings rookie record.

The 2011 season tested the depth of the Vikings secondary, as injuries contributed to 11 different defensive backs starting throughout the year. In 2010, Woods tutored CB Antoine Winfield, who was selected to his third-straight Pro Bowl after setting the Vikings record for cornerbacks with 110 tackles. Vikings defensive backs accounted for nine interceptions, two fumble recoveries and two forced fumbles. The defense allowed only 49 plays of 20-or-more yards, which ranked fourth in the NFL. Woods' unit contributed to the sixth-ranked defense in the NFL in 2009. The posting gave the Vikings back-to-back top-10 defensive rankings (2008-09) for the first time since 1993-94. The defense played a key part in the Vikings back-to-back NFC North titles and winning the most games (22) in the NFC over the 2008-09 seasons.

In 2007, all four regular starters in the Vikings secondary scored touchdowns, three by interception returns and one on a fumble recovery. The Vikings ended the 2006 season ranked eighth in the NFL in total defense. The Vikings defensive backs had three players tie for the team lead with four interceptions.

Woods joined Minnesota after two years with the Tampa Bay Buccaneers, helping the defense post top-five defenses in each of his two seasons. In 2005, Tampa Bay led the NFL in total defense, allowing 277.8 yards per game while CB Ronde Barber earned a Pro Bowl berth. Barber set a Tampa Bay single-season record for most tackles by a cornerback with 120 and he led the team with seven interceptions. In 2004, Woods was part of a defensive staff that helped the Bucs finish fifth in the NFL in total defense and first in pass defense.

Prior to joining the Buccaneers, Woods was the defensive backs coach at Western Michigan for three seasons (2001-03), and spent three seasons on the staff at Hofstra (1998-2000), helping the team to a pair of trips to the NCAA Division I-AA playoff quarterfinals.

Woods spent a season at Kent State University (1997) as defensive backs coach and also coached the defensive backs at Grand Valley State (1994-96). He also coached inside linebackers at Northwestern State University in the spring of 1994, and was a graduate assistant at Eastern Michigan (1993-94). Woods entered coaching in 1992 at Muskingum College.

PERSONAL: Native of North Vandergrift, Pa. ...A four-year letterman as a safety at Illinois State...Served as team captain as a senior...Earned first-team All-Gateway Conference honors in 1991...Earned a degree in criminal justice in 1992...He and his wife, Ellen, have two daughters, Brianna and Danari, and a son, Geno.

COACHING BACKGROUND

Years	College/Pro Team	Position Coached
1992	Muskingum College	Defensive Backs
1993	Eastern Michigan	Graduate Assistant
1994	Northwestern State	Linebackers
1994-96	Grand Valley State	Defensive Backs
1997	Kent State	Defensive Backs
1998-00	Hofstra	Defensive Backs
2001-03	Western Michigan	Defensive Backs
2004-05	Tampa Bay Buccaneers	Defensive Backs
2006-13	Minnesota Vikings	Defensive Backs
2014	Oakland Raiders	Defensive Backs





Joey CLINKSCALES

DIRECTOR - PLAYER PERSONNEL

29th season in NFL (2 as a player) | 3rd season with Raiders

Joey Clinkscales enters his third season with the Raiders, having been named director of player personnel by General Manager Reggie McKenzie in 2012. Clinkscales oversees the entirety of the Silver and Black's personnel operation, including all of the team's scouting efforts and evaluation of free-agent talent.

Clinkscales came to Oakland after serving 17 seasons with the New York Jets, most recently as vice president-college scouting. With the Jets, Clinkscales oversaw the team's college scouting operation and worked with the football staff annually to prepare for the NFL Draft. Clinkscales was promoted to national scout by the Jets in 2002 after initially serving as a southeast region scout. He joined the Jets from National Football Scouting, where he worked as a scout. He also worked as a part-time scout for the Pittsburgh Steelers from 1989-93.

A ninth-round draft pick by Pittsburgh in 1987, Clinkscales played in 14 games over two seasons with the Steelers and the Tampa Bay Buccaneers (1987-88). A native of Asheville, N.C., Clinkscales was teammates with McKenzie at the University of Tennessee, where he served as a team captain, and Austin-East High School in Knoxville, Tenn.



Tom DELANEY

DIRECTOR - FOOTBALL ADMINISTRATION

15th season in NFL | 15th season with Raiders

Tom Delaney enters his 15th year with the Raiders and his third as director of football administration, having been named to his current post by General Manager Reggie McKenzie in 2012.

Delaney is responsible for negotiating player contracts and managing the salary cap. He's also involved in maintaining the team's compliance with NFL and Management Council regulations, and roster management.

He is a member of the NFL Management Council's Club Services Committee, which has developed new technology and systems for player contract reporting, salary cap management and information management.

A native of Pleasanton, Calif., Delaney holds a math degree from UC Davis and worked in asset management as a financial analyst prior to joining the Raiders. His wife's name is Evelyn.



Shaun HEROCK


DIRECTOR - COLLEGE SCOUTING

21st season in NFL | 3rd season with Raiders


Shaun Herock was named the Raiders' director of college scouting by General Manager Reggie McKenzie in 2012, and begins his third season with the Silver and Black. Herock directs the Silver and Black's college scouting process, managing the team's draft preparations and the evaluation and ranking of college prospects.

Herock came to Oakland after serving 19 years with the Green Bay Packers, including 11 years as the assistant director of college scouting. Now in his 21st year in scouting, he joined the Packers as a full-time scout in 1994. He began his career with the Atlanta Falcons from 1989-92 before joining the Packers initially as a summer intern in the scouting department.

A former Raiders ball boy, Herock was a four-year letterman at Richmond, playing center and tackle during his collegiate career. He graduated from Richmond with a degree in sociology. Herock's father, Ken, played four seasons for the Raiders and enjoyed a long NFL career in personnel, including a significant role in helping to build the Raiders' Super Bowl XI championship team.

**THOMAS ARGUELLO**

Equipment Assistant

**TEDDY ATLAS**

Scouting Coordinator

**CALVIN BRANCH**


College Scout

**WILLIE BROWN**Football Administration/
Personnel**PETE CARACCILO**

Team Travel and Logistics

**DR. STEPHEN CORDAY**


Medical Consultant

**CHRIS CORTEZ**

Athletic Trainer

**ZACK CROCKETT**


College Scout

**ERIN EXUM**

Media Relations Coordinator

**FRED FORMOSA**


Director - Team Security

**DEREK HAITHCOCK**


Coaching Assistant

**VON HUTCHINS**

Pro Scout

**ADAM JOHNSON**


Equipment Assistant

**BILLY JONES**

Media Relations Coordinator

**TOM JONES**

Assistant to Head Coach

**BRAD KAPLAN**

College Scout



DR. WARREN KING
Team Orthopedist



WILL KISS
Director - Media Relations




MIKE KRUPOFF
Player Personnel Assistant



GEORGE LI
Football Operations
Statistical Analyst




HOWIE LONG
Player Personnel Assistant



ZACH LONGENECKER
Field Manager



H. ROD MARTIN
Head Athletic Trainer



MICKY MARVIN
College Scout



DAVE McCLOUGHAN
College Scout



RALEIGH McKENZIE
College Scout



DANNY MOLINA
Equipment Assistant



DAVE NASH
Director - Video Operations



DR. FRED NICOLA
Medical Consultant



JIM OTTEN
Video Operations



JOHN OTTEN
Scouting IT/
Video Coordinator



KALIE PAGEL
Administrative Assistant
General Manager/Player
Personnel

**EMILIO RABELO**


Athletic Trainer/
Physical Therapist

**GREG REUVENI**

Video Assistant

**BOB ROMANSKI**

Equipment Manager

**TREY SCOTT**

College Scout

**DR. NAVDEEP SINGH**

Team Medical Physician

**DR. WARREN
STRUDWICK**

Orthopedic Consultant

**SCOTT TOUCHET**

Athletic Trainer

**DANE VANDERNAT**

Pro Scout

**LAMONTE WINSTON**

Director - Player
Engagement



AIRIKUH ANDERSON
Corporate Sponsorship Sales



JOHN ANDREWS
Raider Image



KRYSTAL ARCE
Premium Seating and Suites



JESSICA ARONIS
Ticket Operations



**FRANCISCO
ASCENCIO**
Season Tickets



MARC BADAIN
Business Operations



BRAD BADGER
Corporate Sponsorship Sales



KRISTI BAILEY
Administration



JUSTIN BARNES
Season Tickets



KRIS BAYLISS
Raider Image



TOM BLANDA
Business Operations



ROSIE BONE
Community Relations



MORRIS BRADSHAW
Senior Administrator



ESTEBAN CARBAJAL
Business Development




FREDDY CARCAMO
Raider Image



DOUG CATANZARITE
Corporate Sponsorship
Services

**TERESA CETRARO**

Raider Image

**JAY CHESSE**

Season Tickets

**REBECCA CORMAN**

Digital Media

**RANYA De CASTRO**


Client Services

**VITTORIO
DeBARTOLO**

Broadcast

**BROOKE DeGROOT**

Group Sales

**GREG DITMER**

Community Relations

**BRANDON DOLL**


Business Operations

**MICHAEL DONATO**


Season Tickets

**EVAN DURLESTER**

Group Sales

**AJ ERAKAT**

Season Tickets

**ADAM FELDMAN**

Ticket Operations

**DENNISE GARCIA**

Human Resources

**GREG GARRETT**


Security

**JOHN GARRISON**


Raider Image

**ALEX GECHÉ**

Premium Seating and Suites



TONY GONZALES
Photography



RYAN GOUCHER
Raider Image



QIAVA HARPER
Premium Seating and Suites




AMIN HASAN
Client Services




ROBERT HENRIQUEZ
Client Services



DJ HOLLINGSWORTH
Raider Image



BENNY HONG
Technology




DANIEL HUIE
Business Operations




JACKIE KAUFMAN
Raider Image



JERRY KNAAK
Digital Media



GREG LARKIN
Season Tickets



JEANINE LIEBELT
Raider Image



TOM LYDON
Raider Image



ZACK MADONICK
Season Tickets



PAUL MALDONADO
Technology



**JONATHAN
MARTINEZ**
Business Development

**ANTHONY MAYO**

Community Relations

**KELLY McDONALD**

Group Sales

**WILLIE MCHARGUE**

Corporate Sponsorship Sales

**DONNA MENDOZA**

Administration

**BRIAN MORAN**

Raider Image

**SCOTT MURRAY**

Raider Image

**KEYON NASH**

Premium Seating and Suites

**CHERYL NICHOLS**

Special Projects

**HANNAH O'LEARY**

Client Services

**MARCUS PADILLA**

Broadcast

**ZOE PANAYIDES**Corporate Sponsorship
Services**PANOS PAPPAS**

Premium Seating and Suites

**MATT PASCO**

Technology

**CAROLYN PAUL**

Administration

**RICK PELLUM**

Client Services

**DEREK PERSON**

Business Operations




BRAD PHINNEY
Broadcast



SOPHIA RODRIGUEZ
Raider Image




JEFF ROMANSKI
Raider Image




JESSICA ROMERO
Broadcast



SAMANTHA ROMERO
Client Services



ADAM SANDA
Business Operations



CESAR SERRANO
Season Tickets



JOE SHAPERO
Business Development




MARK SHEARER
Business Development



ZERIC SIGMON, JR.
Premium Seating and Suites



TAYLOR SILVA
Group Sales



MINO SOLOMON
Group Sales



**CHRISTOPHER
SOTIROPULOS**
Ticket Operations



KELLY STEIN
Business Development



**MONICA
SWEETWYNE**
Administration



KARLA TAI
Human Resources

**WAHAJ TARIQ**


Business Development

**MIKE TAYLOR**


Public Affairs

**PAUL TAYLOR**

Raider Image

**JOSEPH TESCONI**

Raider Image

**SHAWN TESTA**

Technology

**JEANETTE
THOMPSON**

Broadcast/Raiderettes

**DESIREE TOGAMI**

Client Services

**PAT VALERIO**

Administration

**DAN VENTRELLE**

Legal

**WARREN VERRETT**

Client Services

**ANDRES
VILLALOBOS**

Season Tickets

**ED VILLANUEVA**

Business Operations

**JENNIFER VU**

Premium Seating and Suites

**CAITLIN WIENCK**

Business Development

**ANNE WILCOXON**

Ticket Operations

**CRYSTAL WILLIAMS**

Season Tickets



ERIN WRIGHT
Community Relations




JESSE YEAGER
Corporate Sponsorship
Services



JOHN YOW
Legal

VETERANS AND PLAYERS WITH PRO EXPERIENCE





David AUSBERRY

86

TIGHT END | 6-4 | 250 | USC

ACQUIRED: D7-'11 | NFL EXP.: 4 | RAIDERS EXP.: 4

HOMETOWN: LEMOORE, CALIF.

BORN: 9/25/87

Selected by Oakland Raiders in the seventh round (241st overall) of the 2011 NFL Draft, April 30, 2011.

CAREER: Experienced tight end who is an athletic threat in the passing game, having played primarily on special teams...Averaged 13.1 yards per reception in 2012, including 31- and 20-yard grabs...Owns 13 special teams tackles.

2013: Suffered a shoulder injury during the preseason and was placed on the reserve/injured list on Sept. 23.

2012: Played in all 16 games, catching seven passes for 92 yards (13.1 avg.) – both career highs...Played primarily over the season's second half on special teams, where he finished tied for fourth on the club with five tackles...(9/10) vs. SD: Caught a 12-yard pass in the third quarter...(9/16) at Mia.: Set up a FG just prior to halftime with a career-long 31-yard reception...(9/23) vs. Pit.: Caught a 13-yard pass to help set up a game-tying, second-quarter TD, in a 34-31 win...(11/11) at Bal.: Caught two passes, an early career high, including a 20-yard third-down conversion.

2011: Played in 12 games in first NFL season...Had two receptions for 14 yards...Tied for second on the team with eight special teams tackles...Inactive for four games, including first three contests of the season...(10/2) vs. NE: Made NFL debut, seeing action on special teams...(10/9) at Hou.: Tied for team lead with two special teams tackles...(10/16) vs. Cle.: Recorded first career reception, a 4-yarder...Posted his first career rushing attempt, in the third quarter, for -2 yards around left end...(10/23) vs. KC: Recovered a fumble on kickoff-return duty...(1/1/12) vs. SD: Posted second reception of the season, hauling in a 10-yard pass from Carson Palmer in the second quarter.

COLLEGE: Played four years at both wide receiver and tight end at USC...Had 64 career receptions for 700 yards and seven TDs...Made 11 career starts...Appeared in all 13 games as a senior, totaling 20 receptions for 252 yards (12.6 avg.) with four TDs...Added two carries for 14 yards...Hauled in a 46-yard catch against Hawaii...Had a season-high four receptions for 53 yards and a TD against California...Started the first six games of the season as a junior in 2009...Missed six games due to injury but returned for the Emerald Bowl against Boston College...Played in 12 games as a sophomore...Had six receptions for 85 yards and one TD...Had three receptions for 74 yards against Oregon, including a 59-yard TD...Played in 12 games with five starts at WR as a redshirt freshman...Totaled 26 receptions for 240 yards and one TD...Set a career high with five receptions for 46 yards in his collegiate debut, against Idaho...Had a 14-yard TD reception at Oregon...Hauled in a 15-yard TD against Illinois in the Rose Bowl...Majored in sociology.

PERSONAL: Attended Lemoore (Calif.) High School and played wide receiver, defensive back and punter...Honors as a senior included Parade All-American, USA Today first-team All-USA and Yosemite League MVP...Also participated in U.S. Army All-American Game...Had 55 catches for 930 yards (16.9 avg.) with 13 TDs, and ran for 489 yards on 46 carries (10.6) with 13 TDs...Added four INTs and two fumble recoveries...As a junior in

AT A GLANCE

- Last name is pronounced OZ-bare-ee.
- Spent most of 2013 on the reserve/injured list following a shoulder injury in the preseason.
- Has 13 special teams tackles over first three seasons, including eight as a rookie, tied for second on team in 2011.
- Played four years at both wide receiver and tight end at USC. Had 64 career receptions for 700 yards and seven TDs.
- Cousin of Tommie Smith, the 1968 Olympic gold medalist in the 200-meters, who is long remembered (along with John Carlos) for his salute on the medal stand.





2004, was an all-league selection while catching 56 passes for 850 yards (15.2 avg.) with seven scores, adding 350 rushing yards with six TDs...Received all-league honors as a sophomore in 2003 after recording 800 receiving yards and 10 TDs...Also competed on the track team, with a best of 22-10 in the long jump...Cousin of Tommie Smith, the 1968 Olympic gold medalist in the 200-meters who is long remembered (along with John Carlos) for his salute on the medal stand...Visited the Children's Hospital and Research Center in April 2013, serving ice cream, playing games and signing autographs...Last name is pronounced OZ-bare-ee.

ADDITIONAL STATISTICS: Special teams tackles – 8 in 2011, 5 in 2012; NFL total: 13. Special teams fumble recoveries – 1 in 2011.

SINGLE-GAME HIGHS: RECEIVING: Receptions – 2, at Bal., 11/11/12. Yards – 31, at Mia., 9/16/12. Long – 31, at Mia., 9/16/12.

DAVID AUSBERRY'S CAREER STATISTICS

Year	Team	GP	GS	RECEIVING					RUSHING				
				Rec.	Yds	Avg.	Lg	TD	Att.	Yds	Avg.	Lg	TD
2011	Oakland	12	0	2	14	7.0	10	0	1	-2	-2.0	-2	0
2012	Oakland	16	0	7	92	13.1	31	0	0	0	-	-	0
2013	Oakland			(RESERVE/INJURED LIST - SHOULDER)									
Totals		28	0	9	106	11.8	31	0	1	-2	-2.0	-2	0

DAVID AUSBERRY GAME-BY-GAME

2012, OAKLAND

Date	Opp.	GP	GS	RECEIVING					TD
				Rec.	Yds	Avg.	Lg	TD	
9/10	SD-L	1	0	1	12	12.0	12	0	
9/16	at Mia-L	1	0	1	31	31.0	31	0	
9/23	Pit-W	1	0	1	13	13.0	13	0	
9/30	at Den-L	1	0	1	9	9.0	9	0	
10/14	at Atl-L	1	0	1	12	12.0	12	0	
10/21	Jac-W	1	0	0	0	-	-	0	
10/28	at KC-W	1	0	0	0	-	-	0	
11/4	TB-L	1	0	0	0	-	-	0	
11/11	at Bal-L	1	0	2	15	7.5	20	0	
11/18	NO-L	1	0	0	0	-	-	0	
11/25	at Cin-L	1	0	0	0	-	-	0	
12/2	Cle-L	1	0	0	0	-	-	0	
12/6	Den-L	1	0	0	0	-	-	0	
12/16	KC-W	1	0	0	0	-	-	0	
12/23	at Car-L	1	0	0	0	-	-	0	
12/30	at SD-L	1	0	0	0	-	-	0	
Totals		16	0	7	92	13.1	31	0	

2011, OAKLAND

Date	Opp.	GP	GS	RECEIVING					TD
				Rec.	Yds	Avg.	Lg	TD	
9/12	at Den-W			(INACTIVE)					
9/18	at Buf-L			(INACTIVE)					
9/25	NYJ-W			(INACTIVE)					
10/2	NE-L	1	0	0	0	-	-	0	
10/9	at Hou-W	1	0	0	0	-	-	0	
10/16	Cle-W	1	0	1	4	4.0	5	0	
10/23	KC-L	1	0	0	0	-	-	0	
11/6	Den-L			(INACTIVE)					
11/10	at SD-W	1	0	0	0	-	-	0	
11/20	at Min-W	1	0	0	0	-	-	0	
11/27	Chi-W	1	0	0	0	-	-	0	
12/4	at Mia-W	1	0	0	0	-	-	0	
12/11	at GB-L	1	0	0	0	-	-	0	
12/18	Det-L	1	0	0	0	-	-	0	
12/24	at KC-W	1	0	0	0	-	-	0	
1/1/12	SD-L	1	0	1	10	10.0	10	0	
Totals		12	0	2	14	7.0	10	0	



Khalif BARNES

69

TACKLE/GUARD | 6-6 | 320 | WASHINGTON

ACQUIRED: UFA-'09 (Jac.) | NFL EXP.: 10 | RAIDERS EXP.: 6

HOMETOWN: SPRING VALLEY, CALIF.

BORN: 4/21/82

Selected by Jacksonville Jaguars in the second round (52nd overall) of the 2005 NFL Draft, April 23, 2005...Signed by Oakland Raiders as an unrestricted free agent, March 16, 2009...Re-signed by Raiders as a free agent, March 9, 2010...Re-signed by Raiders as a free agent, Aug. 1, 2011...Re-signed by Raiders as a free agent, March 22, 2012...Re-signed by Raiders as a free agent, March 20, 2013.

CAREER: Veteran tackle has played in 123 career games with 103 starts in nine seasons with the Raiders and Jaguars...Was a valuable lineman for the Raiders in 2013, playing at both tackle and guard due to injury...Emergenced as a full-time starter at tackle in third season with the Silver and Black, 2011, starting all 16 games that year...Started three games as an eligible tackle in 2010, making first two career receptions, including a 2-yard TD catch...With Jacksonville, played in 60 games with 57 starts at left tackle over four seasons...Helped the Jaguars to playoff berths in 2005 and 2007, starting all three games.

2013: Started the first 11 games at left tackle, before moving inside to left guard when T Jared Veldheer returned from injury...**(9/8) at Ind.:** Started at left tackle and helped pave the way for QB Terrelle Pryor, who set a Raiders single-game franchise record for rushing yards by a quarterback (112)...**(9/15) vs. Jac.:** Started at left tackle and helped lead the offense to 226 rushing yards, the team's highest total since 9/25/11...**(11/3) vs. Phi.:** Started at left tackle and helped the Raiders total 560 yards of offense, the third-highest mark in franchise history...**(11/17) at Hou.:** Started at left tackle and helped RB Rashad Jennings rush for 150 yards in the victory...**(11/24) vs. Ten.:** Started at left tackle and helped Jennings post 122 total yards, his fourth straight game with 100-or-more total yards...Was part of a line that did not allow a sack...**(11/28) at Dal.:** Made his first start of the season at left guard and was part of a line that did not allow a sack...**(12/8) at NYJ:** Started at left guard - his 100th career start - and helped the Raiders post 150 rushing yards against the league's top-ranked rush defense...**(12/15) vs. KC:** Started at left guard and was part of a line that did not allow a sack.

2012: Played in nine games, all starts, missing seven games due to a groin injury...Sustained a groin injury in Week 2 and underwent surgery Sept. 21...**(9/16) at Mia.:** Suffered a groin injury in the first half and did not return...**(11/18) vs. NO:** Returned to starting lineup in his first game since leaving with groin injury in Week 2...Helped FB Marcel Reece to 103 rushing yards...**(12/16) vs. KC:** Held Chiefs without a sack for only the third time all year and helped pave path for 203 rushing yards, including 110 from RB Darren McFadden, in 15-0 win...Earlier, recovered a fumble to preserve a second-quarter FG drive...**(12/30) at SD:** Helped protect Pryor in his first NFL start and was part of a line that did not allow a sack.

2011: Started all 16 games at right tackle...Helped Raiders rank seventh in the NFL in rushing (131.9 avg.)...Part of a line that aided RB Michael Bush in rushing for 977 yards...Also protected Raiders quarterbacks, who threw for 4,119 yards...Part of a unit that surrendered just 25 sacks, lowest in franchise annals...**(9/18) at Buf.:** Helped produce 454 yards of total offense, on a line that did not surrender a sack...**(9/25) vs. NYJ:** Helped team produce a season-high 234 yards rushing, including McFadden's career-high 171...**(10/2) vs. NE:** Part of an offense that racked up a season-high 504 total yards and did not surrender a sack...**(11/10) at SD:** Helped offense total 489 yards, including 191 rushing...**(12/18) vs. Det.:** Protected QB Carson Palmer, who passed for 345 yards...Part of an offense that totaled 477 yards...**(12/24) at KC:** Part of a line that did not surrender a sack...**(1/1/12) vs. SD:** Helped Palmer pass for 417 yards, the third-highest total in franchise history...Part of a line that did not allow a sack for the second straight game.



AT A GLANCE

- First name is pronounced kuh-LEEF.
- Has started all or parts of the past five seasons for the Raiders at tackle and guard.
- In 123 NFL games over nine seasons, has 103 career starts with Oakland and Jacksonville.
- Began as a defensive lineman at the University of Washington and didn't move to offense until the last week of practice his freshman year.
- Sister, Ijlal, played basketball at San Diego State, and brother, Ahmad, played football at Texas Southern.



2010: Saw action in all 16 games, making three starts as an eligible tackle...Totaled eight yards on two receptions, including his first career TD catch...**(9/19) vs. StL:** Saw action at tackle in a reserve role...**(10/31) vs. Sea.:** Posted first career reception, for six yards as an eligible tackle...**(11/7) vs. KC:** Started as an extra lineman...Caught a 2-yard TD pass from QB Jason Campbell in the third quarter, giving Raiders a 14-13 lead en route to a 23-20 overtime triumph...**(12/5) at SD:** Started as an extra offensive lineman.

2009: Saw action in six games with two starts in first season with Raiders...Inactive for nine contests...**(9/27) vs. Den.:** Made Raiders debut, playing on special teams...**(10/25) vs. NYJ:** Made first Raiders start, at right tackle...**(11/1) at SD:** Started at right tackle...Blocked on a drive that included six straight runs and culminated in a 3-yard TD by RB Justin Fargas.

2008 (with Jac.): Started all 16 games at left tackle in final season with Jacksonville...Helped both RBs Maurice Jones-Drew and Fred Taylor rank among the AFC's top 20 rushers...**(9/21) at Ind.:** Part of an offensive line that allowed no sacks...Helped both Taylor and Jones-Drew top 100 yards in 23-21 win...**(10/12) at Den.:** Helped Jones-Drew rush for 125 yards and two TDs in 24-17 triumph...Pass blocking helped David Garrard throw for 276 yards and a TD...**(11/9) at Det.:** Blocking allowed running backs to rush for a combined 150 yards and three TDs in 38-14 victory ...**(11/23) vs. Min.:** Pass blocking helped Garrard throw for a career-high 317 yards.

2007 (with Jac.): Played in 16 games for the first time in his career, with 14 starts...Was only Jacksonville offensive lineman to play in all 16 games...Part of an offensive line that allowed only 31 sacks...Helped Garrard set single-season franchise records in passer rating (102.2) and completion percentage (64.0), while the Jaguars ranked second in the NFL with 2,391 rushing yards (149.4 per game), second-most in team history...Helped Jacksonville average 4.7 yards per carry, first in the AFC and third in the NFL...Team also led the NFL with six rushes of 50-plus yards, and ranked second with 68 rushes of 10-plus yards...**(9/23) at Den.:** Suffered ankle injury in the second quarter...**(10/14) vs. Hou.:** Blocked for running game that produced 244 yards on 26 carries (9.4 avg.), the highest single-game average in franchise history...Part of an offensive line that didn't allow a sack in consecutive games for the first time in franchise history, before Jacksonville also accomplished the feat vs. Carolina (12/9) and at Pittsburgh (12/16)...**Postseason: (1/5/08) at Pit.:** Started AFC Wild Card game at left tackle, a 31-29 win.

2006 (with Jac.): Started 15 games at left tackle...Helped Jaguars set a single-season franchise record with 2,541 rushing yards (158.8 per game)...Helped pave the way for a franchise-record 5.0-yard rushing average...Part of an offensive line that allowed only 30 sacks, the second-fewest in team history...**(11/12) vs. Hou.:** Inactive, ending a streak of 20 consecutive starts...**(12/10) vs. Ind.:** Part of an offensive line that led Jaguars to a franchise-record 375 rushing yards, in 44-17 triumph over eventual Super Bowl winner.

2005 (with Jac.): Played in 13 games with 12 starts at left tackle as a rookie...Did not allow a sack in his first 11 starts...Started 12 straight games to close the season...**(10/2) vs. Den.:** Made NFL debut...**(10/9) vs. Cin.:** Made first career start...**Postseason: (1/7/06) at NE:** Started in AFC Wild Card game...Played the entire second half with a broken leg.


COLLEGE: Started at both right and left tackle in four seasons at Washington...Moved from defensive tackle as a redshirt freshman...Allowed just three sacks in final two seasons...Anchored offensive line at left tackle for the first five games of senior season before fracturing his wrist...An All-Pac-10 honorable-mention selection as a junior at left tackle...Criminal justice major.

PERSONAL: Attended Mount Miguel High School in Spring Valley, Calif. ...Recorded 120 tackles and nine sacks as a defensive lineman his senior year...First-team all-academic selection (San Diego Union-Tribune)...Named all-league and all-CIF in 1998 and 1999...Voted the conference's most valuable defensive player...Also lettered in basketball...Sister, Ijlal, played basketball at San Diego State, and brother, Ahmad, played football at Texas Southern...Volunteered in December 2011 with the Live 105 Belvedere Red, benefiting AIDS Foundation at the Home of Chicken and Waffles...In December 2012, assisted with food distribution at Oakland's Laurel Elementary School to benefit the Alameda County Community Food Bank...Was the Raiders recipient of the 2013 Ed Block Courage Award, which honors those NFL players who exemplify commitments to the principles of sportsmanship and courage...First name is pronounced kuh-LEEF.

ADDITIONAL STATISTICS: Receiving -- Caught 6-yard pass vs. Sea., 10/31/10; caught 2-yard TD pass from J. Campbell, vs. KC, 11/7/10; NFL totals: 2-8, TD. Miscellaneous tackles -- 2 in 2008, 2 in 2012, 3 in 2013; NFL total: 7. Miscellaneous fumble recoveries -- 1 in 2008.

KHALIF BARNES' GAMES PLAYED/STARTED

Year	Team	GP	GS
2005	Jacksonville	13	12
2006	Jacksonville	15	15
2007	Jacksonville	16	14
2008	Jacksonville	16	16
2009	Oakland	6	2
2010	Oakland	16	3
2011	Oakland	16	16
2012	Oakland	9	9
2013	Oakland	16	16
Totals		123	103
2005	Jacksonville	1	1
2007	Jacksonville	2	2
Postseason		3	3



Tony BERGSTROM

70

GUARD | 6-5 | 315 | UTAH

ACQUIRED: D3-'12 | NFL EXP.: 3 | RAIDERS EXP.: 3

HOMETOWN: SALT LAKE CITY, UTAH

BORN: 8/6/86

Selected by Oakland Raiders in the third round (95th overall) of the 2012 NFL Draft, April 27, 2012.

CAREER: Versatile offensive lineman who saw time at guard and tackle in his rookie season of 2012....Has appeared in nine games....Missed all of 2013 with a foot injury suffered in training camp.

2013: Suffered a foot injury during training camp and was placed on the reserve/injured list on Aug. 31.

2012: Dressed for 14 games and played in nine, with one start....Inactive for two others...**(10/14) at Atl.:** Made his NFL debut on special teams...**(11/11) at Bal.:** Played most of the fourth quarter, taking his first snaps on the offensive line....Began at guard before moving to tackle...**(11/18) vs. NO:** Saw several snaps as a blocking tight end, helping FB Marcel Reece to 103 yards on the ground...**(12/16) vs. KC:** As a blocking tight end, helped pave path for 203 rushing yards, including 110 from RB Darren McFadden, in the 15-0 win...**(12/23) at Car.:** Saw spot duty as a blocking tight end, then played the final two series at right guard for an injured G Mike Brisiel...**(12/30) at SD:** Made his first career start, playing 37 snaps while alternating at right guard....Helped protect QB Terrelle Pryor in his first NFL start, shutting out a Chargers defense that posted 11 sacks the week before.

COLLEGE: Started final 38 games at right tackle, playing in 48 career contests at Utah....As a senior, earned first-team All-Pac-12 honors after starting 12 games....Named to preseason watch lists for Outland Trophy and Lowe's Senior CLASS Award ... Graded a team-high and career-best 85 percent for blocking consistency....As a junior, named second-team All-Mountain West Conference by league's coaches and media....Started all 13 games at right tackle, grading out at 83 percent....Posted 15 TD blocks and 48 knockdowns as part of an offensive line that ranked 13th in the nation by allowing just 12 quarterback sacks....Had a season-high 87-percent grade and two TD-resulting blocks vs. San Diego State....Helped offense average 389 yards per game....Helped Utes rank 23rd nationally in scoring (33.08 points per game)....As a sophomore academic all-conference player, started all 13 games at right tackle....Produced 41 knockdowns and delivered 12 TD blocks....Helped Utes average 389.54 yards per game and allow just 20 sacks....Returned from his LDS mission and saw action in 12 games as a freshman....Earned first career start when he lined up at left tackle vs. UNLV, finishing with two knockdowns and one TD block....Named to honor roll and academic all-conference....Chemical engineering major.

PERSONAL: Attended Skyline High School in Salt Lake City, Utah....An all-state selection in 2004, adding Region III Player of the Year and team Most Valuable Player honors....Also served as team captain....Led team to region title and state semifinals....Led team to state finals as a sophomore and junior....Also lettered three years in basketball and twice in track....A three-time honor-roll student and an academic all-state pick, also received a Scholar Leader Athlete nomination from the National Football Foundation and College Hall of Fame....Served an LDS mission for two years....Brother-in-law, Paul Kruger, plays for the Cleveland Browns....Volunteered at the Gatorade Junior Training Camp in San Leandro, Calif., in November 2012....Participated in the NFL Play 60 Character/Youth Football Camp on June 8, 2013, helping children with their football skills and passing on messages of teamwork, hard work and leadership.



TONY BERGSTROM'S GAMES PLAYED/STARTED

Year	Team	GP	GS
2012	Oakland	9	1
2013	Oakland	Reserve/Injured List - Foot	
Totals		9	1



Kevin BOOTHE

67

GUARD | 6-5 | 325 | CORNELL

ACQUIRED: UFA-'14 (NYG) | NFL EXP.: 9 | RAIDERS EXP.: 2

HOMETOWN: FORT LAUDERDALE, FLA.

BORN: 7/5/83

Selected by Oakland Raiders in the sixth round (176th overall) of the 2006 NFL Draft, April 30, 2006....Waived by Raiders, Sept. 2, 2007...Claimed via waivers by New York Giants, Sept. 3, 2007...Re-signed by Giants as a restricted free agent, April 1, 2010...Re-signed by Giants as an unrestricted free agent, July 30, 2011...Re-signed by Giants as an unrestricted free agent, March 25, 2013...Signed by Raiders as an unrestricted free agent, March 17, 2014.

CAREER: Veteran offensive lineman returns to the Raiders after seven seasons and two Super Bowl championships with the New York Giants...Was originally drafted by Oakland in the 2006 NFL Draft...Has played in 105 regular season games with 62 starts and nine postseason games with four starts...Has seen action at both guard positions, right tackle and center throughout his career...Started at left guard in the Giants' 21-17 victory over the New England Patriots in Super Bowl XLVI.

2013 (with NYG): Started all 16 games along the offensive line, with 10 starts at left guard and six at center...The Giants offensive line used seven different offensive line combinations, second-most in the NFL...Marked the second straight year he started all 16 games...Helped protect QB Eli Manning, allowing him to throw for 2,818 yards...**(10/10) at Chi.:** Started at left guard and was part of an offensive line that helped RB Brandon Jacobs rush for 106 yards and two TDs, his first 100-yard performance of the season...**(11/10) vs Oak.:** Started at left guard and helped RB Andre Brown rush for 115 yards and a TD...**(11/24) vs. Dal.:** Played in his 100th career game...Moved to center in the second quarter due to injury...Part of an offensive line that helped the Giants rush for 202 yards, including a career-high 127 by Brown.

2012 (with NYG): Started all 16 games at left guard...Marked the fourth time in five years and the sixth time in his career that he played in all 16 games, but the first time he started every game...Was part of a line that allowed an NFL-low 20 sacks and helped the Giants average 116.4 rushing yards per game, a 27.2-yard improvement over 2011...The line did not give up a sack in three consecutive games from Sept. 30 to Oct. 14...Helped the Giants score 429 points, the second-highest total in franchise history...Briefly moved from left guard to right tackle in the beginning of the season.

2011 (with NYG): Played in all 16 regular season games with nine starts and started all four postseason games...Started five games at center, one at right guard and three at left guard...Started all four postseason games at left guard...Was a member of the line that helped the Giants offense set franchise records with 6,161 total yards and 4,734 net passing yards...New York established team records for completions with 359, had at least 200 passing yards in every game for the first time in their history and finished fifth in the NFL in passing yards, their highest ranking since they finished fifth in 1984...**Postseason: Super Bowl XLVI (2/5/12) vs. NE:** Helped the Giants outgain New England, 396-349, and hold a time of possession advantage of 37:05-22:55.

2010 (with NYG): Appeared in eight games with five starts at left guard...Spent the first eight weeks on the physically unable to perform list with a pectoral injury suffered in the offseason that required surgery...Moved to the 53-man roster on Nov. 9...Started five consecutive games at left guard...**(1/2/11) at Was.:** Replaced an injured Rich Seubert at center.

2009 (with NYG): Played in all 16 games with two starts...Majority of action was on special teams...Started the season's final two games at left guard due to injury.

AT A GLANCE

- Is a two-time Super Bowl champion, helping the New York Giants to victories in Super Bowl XLII and XLVI.
- Originally drafted by Oakland in 2006.
- Has played in 105 regular season games with 62 starts and nine postseason games with four starts.
- Has seen action at both guard positions, right tackle and center.
- Became only the fourth Cornell player to earn All-Ivy League honors three times.





2008 (with NYG): Played in all 16 regular season games and one postseason contest...Majority of play came on special teams or as an extra lineman/eligible receiver...**(12/28) at Min.:** Played the entire second half at right tackle in the season finale...**Postseason: (1/11/09) vs. Phi.:** Saw action at right tackle for a few plays in the second quarter of the NFC Divisional Playoff Game due to injury.

2007 (with NYG): Played in one regular season game and all four postseason contests...Was inactive for 14 regular season games.

2006: Played in all 16 games as a rookie, starting the final 14 contests at right guard...**(10/1) vs. Cle.:** Started at right guard and helped the rushing attack accumulate 194 yards...**(10/8) at SF:** Started at right guard and saw action on special teams while offense totaled 370 yards...**(10/22) vs. Ari.:** Started at right guard and saw action on special teams as the offense converted 65 percent of third down opportunities...**(11/19) at KC:** Started at right guard and saw action on special teams as offense converted 57 percent on third down.


COLLEGE: Four-year starter played three different positions at Cornell...Started his career as a right guard before shifting to right tackle as a junior, then moved to left tackle early in his senior year...Was only the fourth Cornell player to earn All-Ivy League honors three times...In 2005, became the first All-American first-team selection at Cornell since 1998...As a senior, started the first two games at right offensive tackle before shifting to the left side for the final eight games...Served as tri-captain, as the Cornell running game averaged 248.9 yards per game (eighth nationally)...Registered 83 key blocks/knockdowns, with 10 resulting in TDs...All-American honorable mention by The NFL Draft Report as a junior and earned All-Ivy League first-team honors for the second consecutive year...Shifted to right offensive tackle, starting 10 games...Posted 64 knockdowns, with eight blocks resulting in TDs for an offense that averaged 310.9 yards per game, including 217.2 yards passing...As a sophomore, All-Ivy League first-team selection as starter at right offensive guard...Helped the offense average 318.7 yards per game...Moved into the starting lineup at right guard as a redshirt freshman, earning All-Ivy League second-team accolades...Part of an offense that averaged 296.9 yards per game...Majored in hotel administration.

PERSONAL: Attended Pine Crest High School in Ft. Lauderdale, Fla. ...Played on both the offensive and defensive lines...A team co-captain as a senior, first-team All-County selection as well as a second-team All-State pick...Made 40 tackles and caused two fumbles in 2000...Brother, Charles, played football at East Carolina...Participated in the Giants' Back to Football Caravan, where four car loads of players participated in a series of surprise visits to supermarkets, schools and charitable events around the tri-state area...Honored by the M.A.N. Foundation as the 2012 Man of the Year for his outstanding play on the field and his commitment to community programs...Is a member of the Muscular Dystrophy's "Muscle Team" and attended their annual fundraiser dinner.

ADDITIONAL STATISTICS: Miscellaneous tackles – 1 in 2006, 1 in 2013; NFL totals: 2.

KEVIN BOOTHE'S GAMES PLAYED/STARTED

Year	Team	GP	GS
2006	Oakland	16	14
2007	NY Giants	1	0
2008	NY Giants	16	0
2009	NY Giants	16	2
2010	NY Giants	8	5
2011	NY Giants	16	9
2012	NY Giants	16	16
2013	NY Giants	16	16
Totals		105	62
2007	NY Giants	4	0
2008	NY Giants	1	0
2011	NY Giants	4	4
Postseason		9	4



Tyvon BRANCH

33

SAFETY | 6-0 | 210 | CONNECTICUT

ACQUIRED: D4-'08 | NFL EXP.: 7 | RAIDERS EXP.: 7

HOMETOWN: CICERO, N.Y.

BORN: 12/11/86

Selected by Oakland Raiders in the fourth round (100th overall) of the 2008 NFL Draft, April 27, 2008...Designated franchise player, March 2, 2012...Signed franchise-player contract, May 7, 2012...Signed contract extension, July 14, 2012.

CAREER: Talented safety has topped the 100-tackle mark in four seasons (2009-12), including a career-high 146 in 2012...Named an alternate for the Pro Bowl in 2011...An ankle injury cut short his 2013 season after just two games...Career totals include 72 games played with 64 starts, 502 tackles (361 solo), four INTs, seven sacks, 23 passes defended, three forced fumbles and three fumble recoveries...Also has returned eight kickoffs for 120 yards.

2013: Had season cut short due to an ankle injury suffered in Week 2...Started two games and was inactive for 11 contests before being placed on the reserve/injured list on Dec. 14...**(9/8) at Ind.:** Started fifth straight season opener for the Silver and Black...Recorded seventh career sack, moving into fourth place on Oakland's career sacks list for defensive backs...Got to Andrew Luck in the second quarter, forcing a third-and-long...**(9/15) vs. Jac.:** Left game with an ankle injury in the first half.

2012: Played and started 14 games, finishing second on the team with a career-high 146 tackles (90 solo)...Also had one INT and seven passes defended...**(9/16) at Mia.:** Posted a then-career-best 16 tackles (11 solo)...**(9/23) vs. Pit.:** In 34-31 win, eclipsed his career high from the previous week with 17 tackles...**(9/30) at Den.:** Made a TD-saving tackle of Willis McGahee in first quarter, on a drive ending in a FG...**(10/14) at Atl.:** In second quarter, registered his first INT since Sept. 2011, setting up a TD...**(11/18) vs. NO.:** Inactive with a neck injury, sustained the previous week...Missed his first contest since the end of the 2008 season, snapping a string of 57 games, all starts...**(11/25) at Cin.:** Returned to the lineup and helped force a first-quarter punt with his QB pressure on third down...**(12/6) vs. Den.:** Injured an ankle early in game, then returned in the second quarter, recording six tackles...**(12/16) vs. KC.:** Posted five tackles in Oakland's first shutout in 10 years and helped limit Chiefs to 119 total yards, fewest by a Raiders defense since 1975...Also matched a franchise record by allowing just 10 rushing yards.

2011: Started all 16 games for the third straight season...Led the team and ranked second among NFL defensive backs with 109 tackles (80 solo), including eight-or-more stops in six contests...Added one sack, four passes defended and one INT...Also returned two kickoffs for 31 yards...**(9/12) at Den.:** Recovered a second-quarter Knowshon Moreno fumble at the Broncos' 23-yard line, setting up a field goal in an eventual 23-20 win...**(9/19) at Buf.:** Blocked Rian Lindell's 39-yard FG attempt on the final play of the first half...**(9/25) vs. NYJ.:** Posted a season-high 10 tackles (five solo)...Picked off Mark Sanchez in the end zone during a 7-7 game, preventing a first-quarter score in an eventual 34-24 win...**(11/27) vs. Chi.:** Picked up his sixth career sack, dropping Caleb Hanie to force a third-and-20 in the third quarter of a 25-20 win...**(12/18) vs. Det.:** Returned a kickoff for the first time since his rookie season...**(1/12) vs. SD.:** Returned one kickoff for 16 yards.

2010: Started all 16 games for second straight season, leading team with 104 tackles (81 solo)...Tied for NFL lead among defensive backs with a career-high four sacks...Added one INT, three passes defended and one forced fumble...Also recovered two fumbles, returning one for his first career TD...**(9/19) vs. StL.:** Floored Sam Bradford for an 11-yard sack in a 16-14 win...**(10/10) vs. SD.:** With one minute remaining and the Raiders protecting a 28-27 lead, scooped up a Philip Rivers fumble created by Michael Huff's sack and returned the takeaway 64 yards for a TD to seal an Oakland win...**(10/24) at Den.:** Recovered a Kyle Orton fumble inside the Broncos' 20 to set up a TD during second quarter of 59-14 win...**(10/31) vs. Sea.:** Sacked Matt Hasselbeck in first quarter of a 3-0 game, taking Seattle out of FG position...Picked off Hasselbeck, setting up an Oakland TD pass on the ensuing play...**(11/21) at Pit.:** Forced a fourth-quarter fumble that was recovered by the Raiders...**(11/28) vs. Mia.:** Set a season high with 11 tackles (nine solo), including a Chad Henne sack in the second quarter of a 10-7 game that forced a missed FG, and led to a Raiders TD on the ensuing drive...**(1/2/11) at KC.:** With the Chiefs down seven and driving early in the final quarter, sacked Matt Cassel to end a drive and help set up a key TD.

2009: One of six Raiders defenders to start all 16 games, led NFL defensive backs and ranked 10th in the league with 124 tackles (98 solo)...Had eight passes defended, one sack and two forced fumbles...Also notched four special teams tackles...



(9/14) vs. SD: Opened at strong safety in his first career start, and led team with eight solo tackles...**(10/25) vs. NYJ:** Recorded his first career forced fumble, stripping Thomas Jones on a second-quarter carry...**(11/22) vs. Cin.:** Recorded his first career sack, dropping Carson Palmer for a 12-yard loss on a third down in the second quarter...Also forced a second-quarter fumble recovered by the Raiders.

2008: Saw action in eight games at safety and on special teams...Missed second half of season on the reserve/injured list with a shoulder injury...Collected 10 tackles and one INT, and recovered a fumble...Returned six kickoffs for 89 yards (14.8 avg.)...**(9/8) at Den.:** Made NFL debut, seeing action at safety...**(9/14) at KC:** Playing with a cast on his injured hand, recorded first career INT, returning the first-quarter pick (Damon Huard) 36 yards to set up a Raiders FG in a 23-8 win...**(9/21) at Buf.:** Recorded first career tackles...**(10/12) at NO:** Posted first career kickoff return, for 11 yards...**(10/19) vs. NYJ:** Returned a season-high four kickoffs, for 62 yards...**(11/2) vs. Atl.:** Returned one kickoff for 16 yards, but injured shoulder on runback and missed remainder of season...Placed on reserve/injured list on Nov. 5.

COLLEGE: Played in 48 games with 31 starts in four years at UConn...Made 230 career tackles (133 solo) with 7.5 tackles for loss, including a half-sack...Intercepted three passes...Also returned 37 kickoffs for 980 yards (26.5 avg.) and a pair of scores...Helped UConn to its first Big East championship in 2007 and berths in the 2004 Motor City and 2007 Meineke Car Care bowls...At the NFL Scouting Combine, he topped all defensive backs with a 4.31-second time in the 40-yard dash...As a senior, started all 13 games, 12 at cornerback, with one start at safety...Named second-team All-Big East...Was team's Special Teams MVP after leading the Big East in kickoff returns, averaging 28.9 yards on 27 returns (780 yards, two TDs)...The 780 yards marked second-best total in UConn history and the 28.9 average set a school record...Became the first Husky to ever return two kickoffs for TDs in the same season...Twice named Big East Special Teams Player of the Week...As a junior, started all 12 games at cornerback and led all UConn defensive backs with 79 total tackles...Had 47 solo tackles, an INT and four pass breakups while also both forcing and recovering two fumbles...Appeared in all 11 games on defense and special teams, starting the last five contests at cornerback as a sophomore...Appeared in all 12 games as a freshman...Earned a start at cornerback against Georgia Tech, becoming the only true freshman to start a game all season...Majored in economics.

PERSONAL: Earned all-state honors at Cicero-North Syracuse (N.Y.) High School...Named second-team all-Central New York and second-team all area...Played tailback and outside linebacker for the Northstars...Won the 2004 national indoor track championship in the 60 meters (6.82 seconds)...Gatorade New York state track Athlete of the Year...Finished first at state in the 100 and 200 meters as a senior, setting a school record in the 100 (10.60)...One of the Raiders most active community participants, he has contributed his time and effort in many events in the community...In November 2011, volunteered time with NFL Play 60 Super School, at Longfellow Elementary in San Francisco, and at the November 2011 G-Fit Gatorade Clinic at the Google campus...Teamed up with United Way, the NFL, UPS, and East Bay Asian Youth Center at Garfield Elementary School in Oakland for Hometown Huddle 2012...In November 2012, visited an Oakland school as part of the NFL Play 60 Super School campaign...Took part in five community events in 2013, including school visits, the NFL Super School program and Toys for Tots.

ADDITIONAL STATISTICS: Blocked Ryan Lindell FG attempt at Buf., 9/18/11. Special teams tackles – 4 in 2009, 2 in 2010, 2 in 2011; NFL total: 8. Miscellaneous fumble recoveries – 1 in 2008.

SINGLE-GAME HIGHS: TACKLES: Total – 17, vs. Pit., 9/23/12. Solo – 11, two times; last: at Mia., 9/16/12. Interceptions - 1, four times; last: at Atl., 10/14/12. Passes defended - 2, vs. KC, 11/15/09. Sacks - 1, seven times; last: at Ind., 9/8/13.



TYVON BRANCH'S CAREER STATISTICS

Year	Team	GP	GS	TACKLES				Yds	INTERCEPTIONS					FUMBLES		
				Tot.	Solo	Asst.	Sacks		No.	Yds	Lg	TD	PD	FF	FR	Yds
2008	Oakland	8	0	10	8	2	0.0	0.0	1	36	36	0	1	0	0	0
2009	Oakland	16	16	124	98	26	1.0	12.0	0	0	-	0	8	2	0	0
2010	Oakland	16	16	104	81	23	4.0	40.0	1	15	15	0	3	1	2	76
2011	Oakland	16	16	109	80	29	1.0	10.0	1	0	0	0	4	0	1	0
2012	Oakland	14	14	146	90	56	0.0	0.0	1	11	11	0	7	0	0	0
2013	Oakland	2	2	9	4	5	1.0	2.0	0	0	-	0	0	0	0	0
Totals		72	64	502	361	141	7.0	64.0	4	62	36	0	23	3	3	76



TYVON BRANCH GAME-BY-GAME

2013, OAKLAND

Date	Opp.	GP	GS	Tot.	TACKLES				Yds	No.	INTERCEPTIONS					FUMBLES		
					Solo	Asst.	Sacks				Yds	Lg	TD	PD		FF	FR	Yds
9/8	at Ind-L	1	1	7	4	3	1.0	2.0	0	0	0	-	0	0		0	0	0
9/15	Jac-W	1	1	2	0	2	0.0	0.0	0	0	0	-	0	0		0	0	0
9/23	at Den-L				(INACTIVE - ANKLE)													
9/29	Was-L				(INACTIVE - ANKLE)													
10/6	SD-W				(INACTIVE - ANKLE)													
10/13	at KC-L				(INACTIVE - ANKLE)													
10/27	Pit-W				(INACTIVE - ANKLE)													
11/3	Phi-L				(INACTIVE - ANKLE)													
11/10	at NYG-L				(INACTIVE - ANKLE)													
11/17	at Hou-W				(INACTIVE - ANKLE)													
11/24	Ten-L				(INACTIVE - ANKLE)													
11/28	at Dal-L				(INACTIVE - ANKLE)													
12/8	at NYJ-L				(INACTIVE - ANKLE)													
12/15	KC-L				(INACTIVE - ANKLE)													
12/22	at SD-L				(RESERVE/INJURED LIST - ANKLE)													
12/29	Den-L				(RESERVE/INJURED LIST - ANKLE)													
Totals		2	2	9	4	5	1.0	2.0	0	0	0	-	0	0		0	0	0

2012, OAKLAND

Date	Opp.	GP	GS	Tot.	TACKLES				Yds	No.	INTERCEPTIONS					FUMBLES		
					Solo	Asst.	Sacks				Yds	Lg	TD	PD		FF	FR	Yds
9/10	SD-L	1	1	11	4	7	0.0	0.0	0	0	0	-	0	1		0	0	0
9/16	at Mia-L	1	1	16	11	5	0.0	0.0	0	0	0	-	0	0		0	0	0
9/23	Pit-W	1	1	17	8	9	0.0	0.0	0	0	0	-	0	1		0	0	0
9/30	at Den-L	1	1	14	9	5	0.0	0.0	0	0	0	-	0	0		0	0	0
10/14	at Atl-L	1	1	9	4	5	0.0	0.0	1	11	11	0	0	1		0	0	0
10/21	Jac-W	1	1	10	4	6	0.0	0.0	0	0	0	-	0	1		0	0	0
10/28	at KC-W	1	1	9	5	4	0.0	0.0	0	0	0	-	0	1		0	0	0
11/4	TB-L	1	1	13	10	3	0.0	0.0	0	0	0	-	0	1		0	0	0
11/11	at Bal-L	1	1	10	8	2	0.0	0.0	0	0	0	-	0	0		0	0	0
11/18	NO-L				(INACTIVE - NECK)													
11/25	at Cin-L	1	1	9	6	3	0.0	0.0	0	0	0	-	0	0		0	0	0
12/2	Cle-L	1	1	15	10	5	0.0	0.0	0	0	0	-	0	0		0	0	0
12/6	Den-L	1	1	6	5	1	0.0	0.0	0	0	0	-	0	1		0	0	0
12/16	KC-W	1	1	5	4	1	0.0	0.0	0	0	0	-	0	0		0	0	0
12/23	at Car-L	1	1	2	2	0	0.0	0.0	0	0	0	-	0	0		0	0	0
12/30	at SD-L				(INACTIVE - ANKLE)													
Totals		14	14	146	90	56	0.0	0.0	1	11	11	0	7			0	0	0

2011, OAKLAND

Date	Opp.	GP	GS	Tot.	TACKLES				Yds	No.	INTERCEPTIONS					FUMBLES		
					Solo	Asst.	Sacks				Yds	Lg	TD	PD		FF	FR	Yds
9/12	at Den-W	1	1	6	5	1	0.0	0.0	0	0	0	-	0	0		0	1	0
9/18	at Buf-L	1	1	8	6	2	0.0	0.0	0	0	0	-	0	0		0	0	0
9/25	NYJ-W	1	1	10	5	5	0.0	0.0	1	0	0	0	0	1		0	0	0
10/2	NE-L	1	1	8	4	4	0.0	0.0	0	0	0	-	0	1		0	0	0
10/9	at Hou-W	1	1	7	6	1	0.0	0.0	0	0	0	-	0	0		0	0	0
10/16	KC-W	1	1	8	6	2	0.0	0.0	0	0	0	-	0	0		0	0	0
10/23	KC-L	1	1	9	3	6	0.0	0.0	0	0	0	-	0	0		0	0	0
11/6	Den-L	1	1	7	5	2	0.0	0.0	0	0	0	-	0	0		0	0	0
11/10	at SD-W	1	1	6	5	1	0.0	0.0	0	0	0	-	0	0		0	0	0
11/20	at Min-W	1	1	7	6	1	0.0	0.0	0	0	0	-	0	0		0	0	0
11/27	Chi-W	1	1	8	8	0	1.0	10.0	0	0	0	-	0	0		0	0	0
12/4	at Mia-W	1	1	4	4	0	0.0	0.0	0	0	0	-	0	0		0	0	0
12/11	at GB-L	1	1	5	3	2	0.0	0.0	0	0	0	-	0	1		0	0	0
12/18	Det-L	1	1	5	4	1	0.0	0.0	0	0	0	-	0	0		0	0	0
12/24	at KC-W	1	1	5	5	0	0.0	0.0	0	0	0	-	0	1		0	0	0
1/1/12	SD-L	1	1	6	5	1	0.0	0.0	0	0	0	-	0	0		0	0	0
Totals		16	16	109	80	29	1.0	10.0	1	0	0	0	0	4		0	1	0


TYVON BRANCH GAME-BY-GAME
2010, OAKLAND


Date	Opp.	TACKLES								INTERCEPTIONS					FUMBLES		
		GP	GS	Tot.	Solo	Asst.	Sacks	Yds	No.	Yds	Lg	TD	PD	FF	FR	Yds	
9/12	at Ten-L	1	1	9	7	2	0.0	0.0	0	0	-	0	0	0	0	0	
9/19	StL-W	1	1	5	4	1	1.0	11.0	0	0	-	0	0	0	0	0	
9/26	at Ari-L	1	1	9	9	0	0.0	0.0	0	0	-	0	0	0	0	0	
10/3	Hou-L	1	1	5	3	2	0.0	0.0	0	0	-	0	0	0	0	0	
10/10	SD-W	1	1	3	2	1	0.0	0.0	0	0	-	0	0	0	1	64	
10/17	at SF-L	1	1	9	7	2	0.0	0.0	0	0	-	0	0	0	0	0	
10/24	at Den-W	1	1	4	4	0	0.0	0.0	0	0	-	0	0	0	1	12	
10/31	Sea-W	1	1	8	5	3	1.0	8.0	1	15	15	0	1	0	0	0	
11/7	KC-W	1	1	7	5	2	0.0	0.0	0	0	-	0	0	0	0	0	
11/21	at Pit-L	1	1	6	1	5	0.0	0.0	0	0	-	0	0	0	1	0	
11/28	Mia-L	1	1	11	9	2	1.0	9.0	0	0	-	0	1	0	0	0	
12/5	at SD-W	1	1	4	2	2	0.0	0.0	0	0	-	0	0	0	0	0	
12/12	at Jac-L	1	1	6	6	0	0.0	0.0	0	0	-	0	1	0	0	0	
12/19	Den-W	1	1	5	5	0	0.0	0.0	0	0	-	0	0	0	0	0	
12/26	Ind-L	1	1	8	7	1	0.0	0.0	0	0	-	0	0	0	0	0	
1/2/11	at KC-W	1	1	5	5	0	1.0	12.0	0	0	-	0	0	0	0	0	
Totals		16	16	104	81	23	4.0	40.0	1	15	15	0	3	1	2	76	

2009, OAKLAND

		TACKLES							INTERCEPTIONS					FUMBLES		
Date	Opp.	GP	GS	Tot.	Solo	Asst.	Sacks	Yds	No.	Yds	Lg	TD	PD	FF	FR	Yds
9/14	SD-L	1	1					0.0	0	0	-	0	1	0	0	0
9/20	at KC-W	1	1	7	6	1	0.0	0.0	0	0	-	0	0	0	0	0
9/27	Den-L	1	1	10	8	2	0.0	0.0	0	0	-	0	1	0	0	0
10/4	at Hou-L	1	1	4	3	1	0.0	0.0	0	0	-	0	0	0	0	0
10/11	at NYG-L	1	1	10	7	3	0.0	0.0	0	0	-	0	1	0	0	0
10/18	Phi-W	1	1	4	4	0	0.0	0.0	0	0	-	0	1	0	0	0
10/25	NYJ-L	1	1	8	7	1	0.0	0.0	0	0	-	0	0	1	0	0
11/1	at SD-L	1	1	8	6	2	0.0	0.0	0	0	-	0	0	0	0	0
11/15	KC-L	1	1	10	8	2	0.0	0.0	0	0	-	0	2	0	0	0
11/22	Cin-W	1	1	12	11	1	1.0	12.0	0	0	-	0	1	1	0	0
11/26	at Dal-L	1	1	2	1	1	0.0	0.0	0	0	-	0	1	0	0	0
12/6	at Pit-W	1	1	11	6	5	0.0	0.0	0	0	-	0	0	0	0	0
12/13	Was-L	1	1	5	5	0	0.0	0.0	0	0	-	0	0	0	0	0
12/20	at Den-W	1	1	11	8	3	0.0	0.0	0	0	-	0	0	0	0	0
12/27	at Cle-L	1	1	10	9	1	0.0	0.0	0	0	-	0	0	0	0	0
1/3/10	Bal-L	1	1	3	1	2	0.0	0.0	0	0	-	0	0	0	0	0
Totals		16	16	124	98	26	1.0	12.0	0	0	-	0	8	2	0	0

2008, OAKLAND

Date	Opp.	GP	GS	TACKLES					Yds	No.	INTERCEPTIONS				FUMBLES		
				Tot.	Solo	Asst.	Sacks				Yds	Lg	TD	PD	FF	FR	Yds
9/8	Den-L	1	0	0	0	0	0.0	0.0	0	0	-	0	0	0	0	0	0
9/14	at KC-W	1	0	1	0	1	0.0	0.0	1	36	36	0	1	0	0	0	0
9/21	at Buf-L	1	0	4	3	1	0.0	0.0	0	0	-	0	0	0	0	0	0
9/28	SD-L	1	0	3	3	0	0.0	0.0	0	0	-	0	0	0	0	0	0
10/12	at NO-L	1	0	2	2	0	0.0	0.0	0	0	-	0	0	0	0	0	0
10/19	NYJ-W	1	0	0	0	0	0.0	0.0	0	0	-	0	0	0	0	0	0
10/26	at Bal-L	1	0	0	0	0	0.0	0.0	0	0	-	0	0	0	0	0	0
11/2	Atl-L	1	0	0	0	0	0.0	0.0	0	0	-	0	0	0	0	0	0
11/9	Car-L																
11/16	at Mia-L																
11/23	at Den-W																
11/30	KC-L																
12/4	at SD-L																
12/14	NE-L																
12/21	Hou-W																
12/28	at TB-W																
Totals		8	0	10	8	2	0.0	0.0	1	36	36	0	1	0	0	0	0



Tarell BROWN

23

CORNERBACK | 5-11 | 190 | TEXAS

ACQUIRED: UFA-'14 (SF) | NFL EXP.: 8 | RAIDERS EXP.: 1

HOMETOWN: MESQUITE, TEXAS

BORN: 1/6/85

Selected by San Francisco 49ers in the fifth round (147th overall) of the 2007 NFL Draft, April 29, 2007...Signed by Oakland Raiders as an unrestricted free agent, March 14, 2014.

CAREER: Veteran cornerback enters his first season with the Raiders after playing his first seven seasons in the Bay Area with the 49ers...Took over as San Francisco's starting cornerback in 2011, starting 42 games over the past three seasons...Career totals include 100 games played with 47 starts, 213 tackles (177 solo), 11 INTs, 56 passes defended and two fumble recoveries...Started all eight of San Francisco's postseason contests over the last three years, posting 32 tackles (28 solo), two INTs, seven passes defended, one forced fumble and one fumble recovery...Was the recipient of the 49ers' Thomas Herrion Award in 2007, honoring the rookie or first-year player who has taken advantage of every opportunity, turned it into a positive and made their dreams come true.

2013 (with SF): Played in 13 games, missing three due to a rib injury, and starting 10 at cornerback...Totalled 38 tackles (31 solo), 11 passes defended and two fumble recoveries...Started all three of San Francisco's postseason contests, adding 10 tackles (nine solo) and one pass defended...(9/8) vs GB: Scooped up his first career fumble recovery that led to a 49ers TD...(10/26) at StL:

Posted a season-high eight tackles (six solo) and three passes defended in the victory...(10/6) vs. Hou.: Recorded three tackles, two passes defended and a fumble recovery in the victory...Postseason: (1/12/14) at Car: Tallied four tackles in the team's Divisional Playoff win.

2012 (with SF): Started all 16 games and set a career high with 59 tackles...Added two INTs and 14 passes defended...Started all three postseason games, totaling 13 tackles (11 solo), one INT, three passes defended, one forced fumble and one fumble recovery...(10/14) vs. NYG: Blocked Lawrence Tynes' FG attempt just before halftime, marking his first career blocked FG and the first by the 49ers since 2009...(10/29) at Ari: Registered six passes defended, a career high...Was also the most passes defended in the NFL that season...(11/19) vs. Chi: Posted his first INT of the season, leading to a 49ers FG...(12/30) vs. Ari: Recorded his second INT of the season, leading to a 49ers FG...Postseason: (1/12/13) vs. GB: Intercepted Aaron Rodgers, marking his second career postseason INT, which he returned 39 yards to set up a 49ers TD...Super Bowl XLVII (2/3/13) vs. Bal: Stripped Ray Rice and recovered the loose ball in Super Bowl XLVII, marking his first career postseason forced fumble and recovery.

2011 (with SF): Started all 16 games for the first time in his career and set career highs in INTs (four) and passes defended (15), while adding 46 tackles...Added nine tackles, one INT and three passes defended in two postseason contests...(10/9) vs. TB: Tied a then-single-game career high with three passes defended, helping the defense surrender only three points...(12/11) at Ari: Recorded his first INT of the season, picking off John Skelton...(12/19) vs. Pit: Registered his second INT of the season, and first time recording an INT in back-to-back games, and posted two passes defended...(1/1/12) at StL: Recorded the first multi-INT game of his career, picking off two passes in the victory...Postseason: (1/14/12) vs. NO: Recorded one INT and two passes defended in the NFC Divisional round victory over the Saints.

2010 (with SF): Appeared in 15 games, contributing on defense and special teams...Totalled 18 tackles, one INT and four passes defended...Added 18 special teams tackles...(11/14) vs. StL: Saw action at nickelback due to an injury...(12/5) at GB: Replaced an injured Nate Clements at cornerback after he left with an injury in the first quarter...(1/2/11) vs. Ari: Recorded the first INT of his season, picking off Richard Bartel and returning it 62 yards for a TD.

2009 (with SF): Played in all 16 games for the first time in his career and started four games...Recorded 37 tackles (31 solo), two INTs and nine passes defended...Added 16 special teams tackles...(11/1) at Ind: Made his first start of the season, recording two tackles and one pass defended...(11/12) vs. Chi: Posted his first INT of the season, picking off Jay Cutler and returning it 51 yards to set up at 49ers TD...(11/22) at GB: Registered a career-high eight tackles...(12/14) vs. Ari: Tallied three tackles, one INT and two passes defended in the victory.

AT A GLANCE

- Stays in the Bay Area, joining the Raiders in 2014 after seven seasons with the 49ers.
- Emerged as San Francisco's starting cornerback in 2011 and started 42 games over the past three seasons.
- Helped lead the 49ers to a berth in Super Bowl XLVII, where he started and totaled three tackles, one forced fumble and one fumble recovery.
- Was the recipient of the 49ers' Thomas Herrion Award in 2007, honoring the rookie or first-year player who has taken advantage of every opportunity, turned it into a positive and made their dreams come true.
- Helped Texas win the BCS National Championship in 2005, not allowing a TD reception all season.
- Started his own foundation, Tarell's Born Again Foundation, providing an opportunity for all ex-offenders to make a positive transition into a new life.



2008 (with SF): Appeared in 15 games, seeing his first significant action on defense...Also started one game...Posted 15 tackles (14 solo), two INTs and three passes defended...Recorded 16 special teams tackles...(9/21) vs. Det.: Saw action at nickelback due to injuries and tallied his first career INT...(11/10) at Ari.: Made his first career start and posted six tackles...(12/21) at StL.: Sealed a 49ers victory by intercepting Marc Bulger with 22 seconds remaining and the Rams driving.

2007 (with SF): Appeared in nine games, primarily on special teams...Contributed four special teams tackles...Was the recipient of the 49ers' Thomas Herrion Award, honoring the rookie or first-year player who has taken advantage of every opportunity, turned it into a positive and made their dreams come true...Award is voted on by the team's coaches.

COLLEGE: Played in 47 career games (35 starts) at Texas, finishing with 169 tackles, three INTs, one sack, one fumble recovery, two forced fumbles and 20 passes defended...Also amassed 315 yards on 17 kickoff returns...As part of Texas' 2005-06 National Championship team his senior year, did not allow any TD catches and his main pass coverage assignments had just three catches for over 20 yards during his 11 starts...Earned second-team Academic All-Big 12 honors and was a member of UT's Athletic Director's Honor Roll...Majored in communications.

PERSONAL: Attended North Mesquite (Texas) HS, where he was a three-year starter at cornerback and two-year starter at running back...Rushed for 3,011 yards and 42 TDs in his final two seasons, receiving an invitation to play in the 2003 U.S. Army All-American Game...As a senior, rushed for 1,885 yards with 28 TDs on 182 carries (10.4 avg.) and caught 10 passes for 281 yds. with two scores...Also threw a 26-yard TD pass...Was a two-year letterwinner in track (100m, sprint and mile relays) and a sophomore starter at shooting guard in basketball...In June 2010, was recognized for his contributions to his hometown, receiving a proclamation from the city of Mesquite...Won the Punt, Pass & Kick Championship at Texas Stadium as a nine-year-old after advancing through the city and regional finals and eventually placed third in the National Championships...Hosted his 5th Annual Summer Sportsfest in Dallas in June 2012...Highlights of the weekend included free football and cheerleading camps, in addition to a celebrity basketball game featuring a large group of NFL players...Proceeds raised through the raffle and celebrity basketball game benefited Tarell's Born Again Foundation, which is dedicated to becoming the nation's foremost full-service, ex-offender program...His foundation provides an opportunity for all ex-offenders who desire a significant change to make a positive transition into a new life through job counseling, educational and vocational training, and personal and family support to all who desire to not be defined by negativity in their past.

ADDITIONAL STATISTICS: Special teams tackles – 4 in 2007, 16 in 2008, 16 in 2009, 18 in 2010; NFL totals: 54.

SINGLE-GAME HIGHS: TACKLES: Total – 8, three times; last: at StL., 9/26/13. Postseason: 8, at Atl., 1/20/13. Solo – 8, at NE, 12/16/12. Postseason: 8, at Atl., 1/20/13. Passes defended – 6, at Ari., 10/29/12. Postseason: 2, two times; last: at Atl., 1/20/13. Interceptions – 2, at StL., 1/1/12. Postseason: 1, two times; last: vs. GB, 1/12/13. Forced fumbles – Postseason: 1, vs. Bal., 2/3/13. Fumble recoveries – 1, two times; last: vs. Hou., 10/6/13. Postseason: 1, vs. Bal., 2/3/13.



TARELL BROWN'S CAREER STATISTICS

Year	Team	GP	GS	TACKLES					Yds	INTERCEPTIONS					FUMBLES		
				Tot.	Solo	Asst.	Sacks			No.	Yds	Lg	TD	PD	FF	FR	Yds
2007	San Francisco	9	0	0	0	0	0.0	0.0	0.0	0	0	-	0	0	0	0	0
2008	San Francisco	15	1	15	14	1	0.0	0.0	0.0	2	1	1	0	3	0	0	0
2009	San Francisco	16	4	37	31	6	0.0	0.0	0.0	2	52	51	0	9	0	0	0
2010	San Francisco	15	0	18	18	0	0.0	0.0	0.0	1	62	62t	1	4	0	0	0
2011	San Francisco	16	16	46	34	12	0.0	0.0	0.0	4	15	11	0	15	0	0	0
2012	San Francisco	16	16	59	49	10	0.0	0.0	0.0	2	17	12	0	14	0	0	0
2013	San Francisco	13	10	38	31	7	0.0	0.0	0.0	0	0	-	0	11	0	2	16
Totals		100	47	213	177	36	0.0	0.0	0.0	11	147	62t	1	56	0	2	16
Year	Team	GP	GS	TACKLES					Yds	INTERCEPTIONS					FUMBLES		
				Tot.	Solo	Asst.	Sacks			No.	Yds	Lg	TD	PD	FF	FR	Yds
2011	San Francisco	2	2	9	8	1	0.0	0.0	0.0	1	0	-	0	3	0	0	0
2012	San Francisco	3	3	13	11	2	0.0	0.0	0.0	1	39	39	0	3	1	1	0
2013	San Francisco	3	3	10	9	1	0.0	0.0	0.0	0	0	-	0	1	0	0	0
Totals		8	8	32	28	4	0.0	0.0	0.0	2	39	39	0	7	1	1	0



TARELL BROWN GAME-BY-GAME

2013, SAN FRANCISCO

		TACKLES								INTERCEPTIONS					FUMBLES		
Date	Opp.	GP	GS	Tot.	Solo	Asst.	Sacks	Yds	No.	Yds	Lg	TD	PD	FF	FR	Yds	
9/8	GB-W	1	1	1	1	0	0.0	0.0	0	0	-	0	0	0	1	0	
9/15	at Sea-L	1	1	2	2	0	0.0	0.0	0	0	-	0	0	0	0	0	
9/22	Ind-L	1	1	4	3	1	0.0	0.0	0	0	-	0	0	0	0	0	
9/26	at StL-W	1	1	8	6	2	0.0	0.0	0	0	-	0	3	0	0	0	
10/6	Hou-W	1	1	3	2	1	0.0	0.0	0	0	-	0	2	0	1	16	
10/13	Ari-W	1	1	3	3	0	0.0	0.0	0	0	-	0	1	0	0	0	
10/20	at Ten-W	1	1	3	2	1	0.0	0.0	0	0	-	0	0	0	0	0	
10/27	at Jac-W	1	1	4	4	0	0.0	0.0	0	0	-	0	1	0	0	0	
11/10	Car-L	1	1	4	4	0	0.0	0.0	0	0	-	0	2	0	0	0	
11/17	at NO-L	1	1	2	2	0	0.0	0.0	0	0	-	0	0	0	0	0	
11/25	at Was-W	(INACTIVE - RIBS)															
12/1	StL-W	(INACTIVE - RIBS)															
12/8	Sea-W	(INACTIVE - RIBS)															
12/15	at TB-W	1	0	1	0	1	0.0	0.0	0	0	-	0	0	0	0	0	
12/23	Atl-W	1	0	2	1	1	0.0	0.0	0	0	-	0	2	0	0	0	
12/29	at Ari-W	1	0	1	1	0	0.0	0.0	0	0	-	0	0	0	0	0	
Totals		13	10	38	31	7	0.0	0.0	0	0	-	0	11	0	2	16	
1/5/14	at GB-W	1	1	4	3	1	0.0	0.0	0	0	-	0	1	0	0	0	
1/12/14	at Car-W	1	1	4	4	0	0.0	0.0	0	0	-	0	0	0	0	0	
1/19/14	at Sea-L	1	1	2	2	0	0.0	0.0	0	0	-	0	0	0	0	0	
Postseason Totals		3	3	10	9	1	0.0	0.0	0	0	-	0	1	0	0	0	

2012, SAN FRANCISCO

				TACKLES					INTERCEPTIONS					FUMBLES		
Date	Opp.	GP	GS	Tot.	Solo	Asst.	Sacks	Yds	No.	Yds	Lg	TD	PD	FF	FR	Yds
9/9	at GB-W	1	1	6	5	1	0.0	0.0	0	0	-	0	1	0	0	0
9/16	Det-W	1	1	5	4	1	0.0	0.0	0	0	-	0	0	0	0	0
9/23	at Min-L	1	1	3	2	1	0.0	0.0	0	0	-	0	0	0	0	0
9/30	at NYJ-W	1	1	1	1	0	0.0	0.0	0	0	-	0	0	0	0	0
10/7	Buf-W	1	1	2	2	0	0.0	0.0	0	0	-	0	0	0	0	0
10/14	NYG-L	1	1	4	4	0	0.0	0.0	0	0	-	0	0	0	0	0
10/18	Sea-W	1	1	3	3	0	0.0	0.0	0	0	-	0	0	0	0	0
10/29	at Ari-W	1	1	2	2	0	0.0	0.0	0	0	-	0	6	0	0	0
11/11	StL-T	1	1	5	2	3	0.0	0.0	0	0	-	0	1	0	0	0
11/19	Chi-W	1	1	3	3	0	0.0	0.0	1	5	5	0	1	0	0	0
11/25	at NO-W	1	1	5	3	2	0.0	0.0	0	0	-	0	1	0	0	0
12/2	at StL-L	1	1	3	3	0	0.0	0.0	0	0	-	0	1	0	0	0
12/9	Mia-W	1	1	3	2	1	0.0	0.0	0	0	-	0	0	0	0	0
12/16	at NE-W	1	1	8	8	0	0.0	0.0	0	0	-	0	0	0	0	0
12/23	at Sea-L	1	1	3	3	0	0.0	0.0	0	0	-	0	1	0	0	0
12/30	Ari-W	1	1	3	2	1	0.0	0.0	1	12	12	0	2	0	0	0
Totals		16	16	59	49	10	0.0	0.0	2	17	12	0	14	0	0	0
1/12/13	GB-W	1	1	2	1	1	0.0	0.0	1	39	39	0	1	0	0	0
1/20/13	at Atl-W	1	1	8	8	0	0.0	0.0	0	0	-	0	2	0	0	0
2/3/13	Bal-L	1	1	3	2	1	0.0	0.0	0	0	-	0	0	1	1	0
Postseason Totals		3	3	13	11	2	0.0	0.0	1	39	39	0	3	1	1	0



TARELL BROWN GAME-BY-GAME

2011, SAN FRANCISCO

Date	Opp.	GP	GS	TACKLES					Yds	INTERCEPTIONS					FUMBLES		
				Tot.	Solo	Asst.	Sacks			No.	Yds	Lg	TD	PD	FF	FR	Yds
9/11	Sea-W	1	1	5	3	2	0.0	0.0	0	0	-	0	1	0	0	0	0
9/18	Dal-L	1	1	4	4	0	0.0	0.0	0	0	-	0	1	0	0	0	0
9/25	at Cin-W	1	1	2	2	0	0.0	0.0	0	0	-	0	1	0	0	0	0
10/2	at Phi-W	1	1	2	2	0	0.0	0.0	0	0	-	0	0	0	0	0	0
10/9	TB-W	1	1	1	1	0	0.0	0.0	0	0	-	0	3	0	0	0	0
10/16	at Det-W	1	1	2	2	0	0.0	0.0	0	0	-	0	0	0	0	0	0
10/30	Cle-W	1	1	3	1	2	0.0	0.0	0	0	-	0	1	0	0	0	0
11/6	at Was-W	1	1	3	2	1	0.0	0.0	0	0	-	0	0	0	0	0	0
11/13	NYG-W	1	1	4	2	2	0.0	0.0	0	0	-	0	1	0	0	0	0
11/20	Ari-W	1	1	2	1	1	0.0	0.0	0	0	-	0	2	0	0	0	0
11/24	at Bal-L	1	1	3	3	0	0.0	0.0	0	0	-	0	0	0	0	0	0
12/4	StL-W	1	1	4	3	1	0.0	0.0	0	0	-	0	0	0	0	0	0
12/11	at Ari-L	1	1	6	5	1	0.0	0.0	1	-1	-1	0	1	0	0	0	0
12/19	Pit-W	1	1	1	0	1	0.0	0.0	1	0	0	0	2	0	0	0	0
12/24	at Sea-W	1	1	2	1	1	0.0	0.0	0	0	-	0	0	0	0	0	0
1/1/12at	StL-W	1	1	2	2	0	0.0	0.0	2	16	11	0	2	0	0	0	0
Totals		16	16	46	34	12	0.0	0.0	4	15	11	0	15	0	0	0	0
1/14/12	NO-W	1	1	4	4	0	0.0	0.0	1	0	0	0	2	0	0	0	0
1/22/12	NYG-L	1	1	5	4	1	0.0	0.0	0	0	-	0	1	0	0	0	0
Postseason Totals		2	2	9	8	1	0.0	0.0	1	0	0	0	3	0	0	0	0

2010, SAN FRANCISCO

Date	Opp.	GP	GS	TACKLES					Yds	INTERCEPTIONS					FUMBLES		
				Tot.	Solo	Asst.	Sacks			No.	Yds	Lg	TD	PD	FF	FR	Yds
9/12	at Sea-L	1	0	0	0	0	0.0	0.0	0	0	-	0	0	0	0	0	0
9/20	NO-L	1	0	1	1	0	0.0	0.0	0	0	-	0	0	0	0	0	0
9/26	at KC-L	1	0	0	0	0	0.0	0.0	0	0	-	0	0	0	0	0	0
10/3	at Atl-L	1	0	0	0	0	0.0	0.0	0	0	-	0	1	0	0	0	0
10/10	Phi-L	1	0	1	1	0	0.0	0.0	0	0	-	0	0	0	0	0	0
10/17	Oak-W	1	0	0	0	0	0.0	0.0	0	0	-	0	0	0	0	0	0
10/24	at Car-L	1	0	0	0	0	0.0	0.0	0	0	-	0	0	0	0	0	0
10/31	Den-W			(INACTIVE - BACK)													
11/14	StL-W	1	0	0	0	0	0.0	0.0	0	0	-	0	0	0	0	0	0
11/21	TB-L	1	0	2	2	0	0.0	0.0	0	0	-	0	0	0	0	0	0
11/29	at Ari-W	1	0	4	4	0	0.0	0.0	0	0	-	0	0	0	0	0	0
12/5	at GB-L	1	0	3	3	0	0.0	0.0	0	0	-	0	0	0	0	0	0
12/12	Sea-W	1	0	3	3	0	0.0	0.0	0	0	-	0	0	0	0	0	0
12/16	at SD-L	1	0	1	1	0	0.0	0.0	0	0	-	0	0	0	0	0	0
12/26	at StL-L	1	0	1	1	0	0.0	0.0	0	0	-	0	0	0	0	0	0
1/2/11Ari-W		1	0	2	2	0	0.0	0.0	1	62	62t	1	3	0	0	0	0
Totals		15	0	18	18	0	0.0	0.0	1	62	62t	1	4	0	0	0	0

2009, SAN FRANCISCO

Date	Opp.	GP	GS	TACKLES					Yds	INTERCEPTIONS					FUMBLES		
				Tot.	Solo	Asst.	Sacks			No.	Yds	Lg	TD	PD	FF	FR	Yds
9/13	at Ari-W	1	0	2	2	0	0.0	0.0	0	0	-	0	1	0	0	0	0
9/20	Sea-W	1	0	0	0	0	0.0	0.0	0	0	-	0	0	0	0	0	0
9/27	at Min-L	1	0	0	0	0	0.0	0.0	0	0	-	0	0	0	0	0	0
10/4	StL-W	1	0	0	0	0	0.0	0.0	0	0	-	0	0	0	0	0	0
10/11	Atl-L	1	0	0	0	0	0.0	0.0	0	0	-	0	0	0	0	0	0
10/25	at Hou-L	1	0	0	0	0	0.0	0.0	0	0	-	0	0	0	0	0	0
11/1	at Ind-L	1	1	2	2	0	0.0	0.0	0	0	-	0	1	0	0	0	0
11/8	Ten-L	1	1	3	2	1	0.0	0.0	0	0	-	0	1	0	0	0	0
11/12	Chi-W	1	1	3	3	0	0.0	0.0	1	51	51	0	1	0	0	0	0
11/22	at GB-L	1	1	8	6	2	0.0	0.0	0	0	-	0	0	0	0	0	0
11/29	Jac-W	1	0	4	4	0	0.0	0.0	0	0	-	0	1	0	0	0	0
12/6	at Sea-L	1	0	5	4	1	0.0	0.0	0	0	-	0	1	0	0	0	0
12/14	Ari-W	1	0	3	2	1	0.0	0.0	1	1	1	0	2	0	0	0	0
12/20	at Phi-L	1	0	3	2	1	0.0	0.0	0	0	-	0	0	0	0	0	0
12/27	Det-W	1	0	2	2	0	0.0	0.0	0	0	-	0	1	0	0	0	0
1/3/10at	StL-W	1	0	2	2	0	0.0	0.0	0	0	-	0	0	0	0	0	0
Totals		16	4	37	31	6	0.0	0.0	2	52	51	0	9	0	0	0	0



TARELL BROWN GAME-BY-GAME

2008, SAN FRANCISCO

Date	Opp.	GP	GS	TACKLES					Yds	No.	INTERCEPTIONS					FUMBLES		
				Tot.	Solo	Asst.	Sacks				Yds	Lg	TD	PD		FF	FR	Yds
9/7	Ari-L																	
	(INACTIVE)																	
9/14	at Sea-W	1	0	0	0	0	0.0	0.0	0	0	0	-	0	0	0	0	0	0
9/21	Det-W	1	0	1	1	0	0.0	0.0	1	1	1	1	0	1	0	0	0	0
9/28	at NO-L	1	0	0	0	0	0.0	0.0	0	0	-	0	0	0	0	0	0	0
10/5	NE-L	1	0	0	0	0	0.0	0.0	0	0	-	0	0	0	0	0	0	0
10/12	Phi-L	1	0	2	2	0	0.0	0.0	0	0	-	0	1	1	0	0	0	0
10/19	at NYG-L	1	0	2	2	0	0.0	0.0	0	0	-	0	0	0	0	0	0	0
10/26	Sea-L	1	0	2	2	0	0.0	0.0	0	0	-	0	0	0	0	0	0	0
11/10	at Ari-L	1	1	6	5	1	0.0	0.0	0	0	-	0	0	0	0	0	0	0
11/16	StL-W	1	0	0	0	0	0.0	0.0	0	0	-	0	0	0	0	0	0	0
11/24	at Dal-L	1	0	0	0	0	0.0	0.0	0	0	-	0	0	0	0	0	0	0
11/31	at Buf-W	1	0	0	0	0	0.0	0.0	0	0	-	0	0	0	0	0	0	0
12/7	NYJ-W	1	0	0	0	0	0.0	0.0	0	0	-	0	0	0	0	0	0	0
12/14	at Mia-L	1	0	0	0	0	0.0	0.0	0	0	-	0	0	0	0	0	0	0
12/21	at StL-W	1	0	2	2	0	0.0	0.0	1	0	0	0	1	1	0	0	0	0
12/28	Was-W	1	0	0	0	0	0.0	0.0	0	0	-	0	0	0	0	0	0	0
Totals		15	1	15	14	1	0.0	0.0	2	1	1	0	3	3	0	0	0	0



Kaelin BURNETT

95

LINEBACKER | 6-4 | 240 | NEVADA

ACQUIRED: FA-'12 | NFL EXP.: 3 | RAIDERS EXP.: 3

HOMETOWN: LAKEWOOD, CALIF.

BORN: 9/6/89

Signed by Oakland Raiders as an undrafted free agent, May 4, 2012...Re-signed by Raiders as an exclusive-rights free agent, March 22, 2013...Re-signed by Raiders as an exclusive-rights free agent, April 17, 2014.

CAREER: Versatile linebacker enters his third season with the Raiders after joining the team as an undrafted free agent in 2012... Has played in 22 games for Oakland, primarily on special teams, and is a key contributor on all special teams units...Has totaled 11 special teams tackles and one forced fumble.

2013: Emerged as a solid special teams contributor in second NFL season...Ranked second on the team with 10 special teams tackles (six solo)...Added a forced fumble on kickoff coverage...(9/23) at Den.: Saw first action of the season at linebacker...(10/6) vs. SD: Assisted on a special teams stop...(10/13) at KC: Posted a tackle on special teams for the third straight game...(11/10) at NYG: Partially blocked a fourth-quarter punt by Steve Weatherford, giving Raiders field position at their own 33-yard line...(11/28) at Dal.: Forced a fumble on the game's opening kickoff, stripping Terrance Williams for a fumble that was recovered by WR Greg Jenkins and returned for a 23-yard TD...Credited with two special teams stops...(12/8) at NYJ: Posted a special teams tackle on kickoff coverage.

2012: Played in six games, the season's final six contests, after earning a spot on the 53-man roster...Initially signed with Oakland as an undrafted free agent and spent the season's first 12 weeks on the practice squad before his promotion on Nov. 24...(11/25) at Cin.: Made his NFL debut...(12/30) at SD: Pounced on a loose ball to set up a TD after a blocked punt late in the fourth quarter.

COLLEGE: Played three years at Nevada after transferring from Delta State...Saw action in 38 career games...Posted 93 tackles (41 solo), 10 sacks, three forced fumbles, one fumble recovery and one pass defended...Converted to defensive end prior to redshirt senior season, when he played in 13 games, and recorded career highs with 51 tackles (20), five sacks and 11 tackles for loss...Played in 11 games as a sophomore, as both an outside linebacker and lineman...Recorded 12 tackles, including 1.5 sacks, a forced fumble and a blocked punt...Sat out 2008 after transferring...At Delta State, played in all 12 games with 20 tackles, one sack and two passes defended as a true freshman...Studied business administration.

PERSONAL: Attended Mayfair High School in Lakewood, Calif. ...A three-year letterman, garnered first-team All-Suburban League honors as a senior in 2006... Also a multi-year letterman in track, competed in hurdles and high jump...Brother, Kevin, joined him on the Raiders roster in 2013...The Burnetts became the first set of brothers in Raiders history to play for the team in a regular season game when they took the field on Sept. 8, 2013 at Indianapolis...Enter the 2014 season as the NFL's only active brothers on the same team...Participated in the NFL Play 60 Character/Youth Football Camp on June 8, 2013, helping children with their football skills and passing on messages of teamwork...First name is pronounced KAY-linn.

ADDITIONAL STATISTICS: Special teams tackles – 1 in 2012, 10 in 2013; NFL Totals: 11. Special teams forced fumbles – 1 in 2013.


AT A GLANCE

- First name is pronounced KAY-linn.
- Has played in 22 contests in his first two seasons, primarily on special teams.
- Had 10 sacks in 38 career games at Nevada, where he split time as a lineman and linebacker.
- Brother, Kevin, is also a Raiders linebacker. The Burnetts became the first set of brothers to play for the Raiders in the same regular season game (9/8/13 at Ind.), and are NFL's only active siblings on the same team entering the 2014 season.



KAELIN BURNETT'S CAREER STATISTICS

Year	Team	GP	GS	TACKLES					INTERCEPTIONS					FUMBLES		
				Tot.	Solo	Asst.	Sacks	Yds	No.	Yds	Lg	TD	PD	FF	FR	Yds
2012	Oakland	6	0	0	0	0	0	0.0	0	0	-	0	0	0	0	0
2013	Oakland	16	0	0	0	0	0.0	0.0	0	0	-	0	0	0	0	0
Totals		22	0	0	0	0	0.0	0.0	0	0	-	0	0	0	0	0



Kevin BURNETT

94

LINEBACKER | 6-3 | 230 | TENNESSEE

ACQUIRED: FA-'13 | NFL EXP.: 10 | RAIDERS EXP.: 2

HOMETOWN: COMPTON, CALIF.

BORN: 12/24/82

Selected by Dallas Cowboys in the second round (42nd overall) of the 2005 NFL Draft, April 23, 2005...Signed by San Diego Chargers as unrestricted free agent, March 12, 2009...Signed by Miami Dolphins as unrestricted free agent, July 30, 2011...Terminated by Dolphins, March 13, 2013...Signed by Oakland Raiders as free agent, March 18, 2013.

CAREER: Veteran outside linebacker enters 10th NFL season, second with the Raiders...Has played in 136 career games with 75 starts in nine years with Dallas, San Diego, Miami and Oakland...Has started all 16 games in each of the past four seasons...Posted career highs in tackles in each of the past five campaigns...Career totals include 595 tackles (440 solo), 20 sacks, five INTs, three INTs returned for TDs, 25 passes defended, nine forced fumbles and three fumble recoveries...Topped the 100-tackle mark for the third straight year in 2013.

2013: Started all 16 games and ranked third on the team with a career-high 129 tackles (80 solo)...Marked fourth-straight season with 16 starts...Primarily a weak-side linebacker, saw time at both outside linebacker positions...Added 2.5 sacks, one INT, four passes defended, two forced fumbles and one fumble recovery...**(9/8) at Ind.:** Started the season-opener at SAM linebacker...Credited with seven tackles (two solo) and one pass defended...**(9/23) at Den.:** Led team with 10 tackles (nine)...Stripped Montee Ball, forcing a fourth-quarter fumble that set up a Raiders TD...**(9/29) vs. Was.:** Posted seven tackles (five) and recovered a fumble following a strip of Logan Paulsen in the third quarter...Also credited with a pass defended...**(10/6) vs. SD:** Set a career high with 18 tackles (13)...Made the initial hit on Danny Woodhead on a fourth-and-goal play from the 1-yard line in the second quarter, halting a potential scoring drive and turning the ball over on downs...Recorded a third-quarter sack of Philip Rivers, dropping him for a loss of nine yards...Later in the third period, assisted on a tackle of Woodhead that resulted in a fumble, and S Charles Woodson's 25-yard return for a TD...**(11/3) vs. Phi.:** Tied for the team lead with nine tackles (six)...Had three tackles for loss...**(11/17) at Hou.:** Produced an outstanding all-around performance, helping defense seal a 28-23 victory...Had eight tackles (four), one sack, one forced fumble and several key stops on defense...Sacked Case Keenum on third-and-9 for a 6-yard loss, forcing a third-quarter punt...On decisive defensive series in the fourth quarter, stopped Ben Tate for a 1-yard loss to force fourth down and an eventual turnover on downs to seal the victory...**(11/24) vs. Ten.:** Led team with 11 tackles (seven) and shared a first quarter sack of Ryan Fitzpatrick with LB Nick Roach...Also credited with a pass defended...**(12/8) at NYI:** Picked off a Geno Smith pass in the first quarter, making a diving grab to give the Raiders possession on the Jets' 37-yard line...Totalled nine tackles (four)...**(12/22) at SD:** Credited with 11 tackles (seven).

2012 (with Mia.): Started all 16 games...Finished with 110 total tackles (80 solo), marking the second time in his career that he registered 100-or-more tackles in a season...Added 2.5 sacks and a career-high five passes defended...**(9/23) vs. NYJ:** Registered nine tackles (five), including a tackle for loss on Shonn Greene in overtime...Added a pass defended...**(10/14) vs. StL.:** Notched three tackles (two) and two passes defended...**(10/28) at NYI:** Had one of his best games of the year with six tackles (five), one sack and one pass defended...Broke up a Mark Sanchez pass in the third quarter to end the Jets drive...Sacked Sanchez for five yards at midfield in the fourth quarter...**(12/2) vs. NE:** Registered a season-high 11 tackles (nine)...Notched a tackle for loss on Tom Brady in the final minutes of the contest...**(12/16) vs. Jac.:** Had eight tackles (seven) including a first-quarter sack of Chad Henne for a 1-yard loss.

2011 (with Mia.): Started all 16 games...Finished second on the team with 105 tackles, marking the first time in his career that he registered 100-or-more tackles in a season...Added 2.5 sacks for a total of 18.5 yards in losses...Joined S Jeremiah Bell (107 tackles) and LB Karlos Dansby (103 tackles) to mark the first time in Dolphins history three players had 100-or-more tackles in the same season...Had four games of double-figure tackles...**(10/30) at NYG:** Led the team with 10 tackles (seven solo) and added a pass defended...**(11/6) at KC:** Led the defense with 12 tackles (10)...Shared a sack of Matt Cassel in the second quarter with Cameron Wake to force a punt...Sacked Cassel for a 7-yard loss in the third quarter, making it the fourth multiple-sack game in his career...**(11/24) at Dal.:** His 12 tackles (11) led the defense, including a tackle for loss against DeMarco Murray in the fourth quarter of a one-point game...**(12/4) vs. Oak.:** In his 100th-career regular season game, Burnett registered four tackles,

AT A GLANCE

- Has appeared in 136 games over his nine-year career with Dallas, San Diego, Miami and Oakland.
- Has started all 16 games in each of the last four seasons.
- Posted a career high in tackles each of the past five campaigns.
- Totaled a career-high 129 tackles in his first season with the Raiders, and added 2.5 sacks and one INT.
- Brother, Kaelin, is also a Raiders linebacker. The Burnetts became the first set of brothers to play for the Raiders in the same regular season game (9/8/13 at Ind.), and the NFL's only active siblings on the same team entering the 2014 season.



including a sack of Carson Palmer in Oakland's opening drive of the second quarter...Returned a Palmer INT 34 yards for a TD in the third quarter, marking the third INT return for a TD of his career...(11/12) **vs. NYJ**: Led the defense with 14 tackles (11).

2010 (with SD): Started all 16 games at inside linebacker for the Chargers...San Diego led the NFL in total defense and pass defense, while ranking fourth against the run...Finished with 95 tackles (80 solo), along with two forced fumbles, two INTs...Registered a career-high six sacks, which tied for third on the team...(9/19) **vs. Jac.**: Recovered a Mike Sims-Walker fumble in the second quarter...Intercepted David Garrard in the fourth quarter to end Jacksonville's chances of scoring in the final minutes...Registered five solo tackles...(10/3) **vs. Ari.**: Posted a team-high nine tackles...Sacked Max Hall for eight yards and forced Hall to fumble; fumble was recovered by the Chargers, who scored a TD on the next play...Registered eight tackles (seven)...(11/28) **at Ind.**: Helped the Chargers seal a road victory with 10 tackles...Nabbed a 29-yard INT off Peyton Manning, which he returned for a TD...(12/16) **vs. SF**: Sacked Alex Smith on San Francisco's opening drive of the first quarter...Registered eight solo tackles.

2009 (with SD): Played 11 games with seven starts for San Diego...Finished with 66 tackles (49 solo), 2.5 sacks and a pass defended...(9/27) **vs. Mia.**: Had a season-high 14 tackles...Ended Miami's first drive with a third-down pass defended and 6-yard sack on Chad Henne on the next possession...Sacked Henne for a loss of six yards in the third quarter...(11/15) **vs. Phi.**: Earned a game ball for setting up Chargers' first TD by forcing a three-and-out with a third-down tackle for loss...Also helped force a FG with stops on goal-to-go plays from the 1-yard line.

2008 (with Dal.): Played in all 16 games with two starts for Dallas...Finished with 38 tackles (29 solo), two sacks and three passes defended...(9/15) **vs. Phi.**: Registered six solo tackles on defense and special teams...(9/28) **vs. Was.**: Posted a season-high four special teams tackles...(12/7) **at Pit.**: Sacked Ben Roethlisberger for six yards on the Steelers' final drive in the fourth quarter to help seal the Cowboys victory.

2007 (with Dal.): Played in 16 games with two starts for Dallas...Notched 53 tackles (46 solo), two passes defended and a forced fumble on the year...(11/11) **at NYG**: Had a season-high nine tackles along with season-high three special teams tackles.

2006 (with Dal.): Played in all 16 games...Finished with 40 tackles (29 solo), a sack, two forced fumbles and an INT...(10/1) **at Ten.**: Sacked QB Vince Young for two yards in the fourth quarter in a blowout victory over the Titans...(10/15) **vs. Hou.**: Forced a fumble in the first quarter on a Phillip Buchanon punt return that was recovered by Dallas...(11/19) **vs. Ind.**: Posted a 39-yard INT return for a TD off Peyton Manning in win over the previously unbeaten Colts...(1/6/07) **at Sea.**: Had a team-high three special teams tackles in Wild Card playoff.

2005 (with Dal.): Played in 13 games...Finished with 17 tackles (13 solo) and a sack...Was inactive for the first two weeks of the season after having surgery on left knee...(12/24) **at Car.**: Recorded season-high three special teams tackles...Placed on injured reserve on Dec. 29 after tearing right ACL in practice.



COLLEGE: Four-year letterman at Tennessee...Named two-time All-SEC...Was a semi-finalist for Butkus and Nagurski Awards as a senior in 2004...Southeastern Conference Academic Honor Roll member in 2002-03...Tore left ACL in 2002 season opener and spent year as medical redshirt...Named to the SEC and AFCA Good Works teams in 2003...Earned bachelor's and master's degrees in sports management.

PERSONAL: Attended Dominguez High School in Compton, Calif. ...Named as an All-American, all-state and all-conference safety and running back...Led school to state playoffs in 1998-99...Burnett and his wife, Maia, oversee the Kevin Burnett Foundation, which supports literacy and education and offers educational opportunities for lower-income families and a mentor element for children who have grown up in single-parent homes...His foundation works with children and families in San Diego, Los Angeles and Dallas...An outstanding student and an astute writer, authored two marriage books for young couples...Younger brother, Kaelin, was signed by the Raiders as an undrafted free agent in 2012...Teamed up with Microsoft in December 2013 to donate 21 Microsoft Surface tablets to deserving students from McClymonds High School and Oakland Community Day School.



ADDITIONAL STATISTICS: Touchdowns (3): vs. Ind., 11/19/06, 39-yard interception return, with Cowboys; at Ind., 11/28/10, 29-yard interception return, with Chargers; vs. Oak., 12/4/11, 34-yard interception return, with Dolphins. Special teams tackles – 11 in 2005, 16 in 2006, 14 in 2007, 3 in '07 playoffs, 14 in 2008, 1 in '08 playoffs, 4 in 2009; NFL total: 59.

SINGLE-GAME HIGHS: TACKLES: Total – 18, vs. SD, 10/6/13. Solo – 13, vs. SD, 10/6/13. Sacks - 2, twice; last: at Oak., 10/10/10. Interceptions - 1, five times; last: at NYJ, 12/8/13. Passes defended - 2, vs. StL., 10/14/12, with Dolphins. Forced fumbles - 1, nine times; last: at Hou., 11/17/13. Fumble recoveries - 1, three times; last: vs. Was., 9/29/13.

KEVIN BURNETT'S CAREER STATISTICS

Year	Team	GP	GS	TACKLES					Yds	INTERCEPTIONS					FUMBLES		
				Tot.	Solo	Asst.	Sacks			No.	Yds	Lg	TD	PD	FF	FR	Yds
2005	Dallas	13	0	6	5	1	1.0	2.0		0	0	-	0	0	0	0	0
2006	Dallas	16	0	24	15	9	1.0	2.0		1	39	39t	1	2	2	0	0
2007	Dallas	16	2	39	33	6	0.0	0.0		0	0	-	0	2	1	0	0
2008	Dallas	16	2	24	17	7	2.0	12.0		0	0	-	0	3	1	1	0
2009	San Diego	11	7	62	46	16	2.5	16.5		0	0	-	0	1	0	0	0
2010	San Diego	16	16	95	80	15	6.0	32.0		2	31	29t	1	5	2	1	0
2011	Miami	16	16	106	84	22	2.5	18.5		1	34	34t	1	3	0	0	0
2012	Miami	16	16	110	80	30	2.5	10.5		0	0	-	0	5	1	0	0
2013	Oakland	16	16	129	80	49	2.5	20.5		1	0	-	0	4	2	1	3
Totals		136	75	595	440	155	20.0	114.0		5	104	39t	3	25	9	3	3
Year	Team	GP	GS	TACKLES					Yds	INTERCEPTIONS					FUMBLES		
				Tot.	Solo	Asst.	Sacks			No.	Yds	Lg	TD	PD	FF	FR	Yds
2006	Dallas	1	0	0	0	0	0.0	0.0		0	0	-	0	0	0	0	0
2007	Dallas	1	0	0	0	0	0.0	0.0		0	0	-	0	0	0	0	0
2009	San Diego	1	0	1	1	0	0.0	0.0		0	0	-	0	0	0	0	0
Totals		3	0	1	1	0	0.0	0.0		0	0	-	0	0	0	0	0

KEVIN BURNETT GAME-BY-GAME

2013, OAKLAND

Date	Opp.	GP	GS	TACKLES					Yds	No.	INTERCEPTIONS					FUMBLES		
				Tot.	Solo	Asst.	Sacks				Yds	Lg	TD	PD		FF	FR	Yds
9/8	at Ind-L	1	1	7	2	5	0.0	0.0		0	0	-	0	1		0	0	0
9/15	Jac-W	1	1	3	2	1	0.0	0.0		0	0	-	0	0		0	0	0
9/23	at Den-L	1	1	10	9	1	0.0	0.0		0	0	-	0	1		1	0	0
9/29	Was-L	1	1	7	5	2	0.0	0.0		0	0	-	0	1		0	1	3
10/6	SD-W	1	1	18	13	5	1.0	11.0		0	0	-	0	0		0	0	0
10/13	at KC-L	1	1	7	4	3	0.0	0.0		0	0	-	0	0		0	0	0
10/27	Pit-W	1	1	6	3	3	0.0	0.0		0	0	-	0	0		0	0	0
11/3	Phi-L	1	1	9	6	3	0.0	0.0		0	0	-	0	0		0	0	0
11/10	at NYG-L	1	1	5	3	2	0.0	0.0		0	0	-	0	0		0	0	0
11/17	at Hou-W	1	1	8	4	4	1.0	6.0		0	0	-	0	0		1	0	0
11/24	Ten-L	1	1	11	7	4	0.5	3.5		0	0	-	0	1		0	0	0
11/28	at Dal-L	1	1	7	4	3	0.0	0.0		0	0	-	0	0		0	0	0
12/8	at NYJ-L	1	1	9	4	5	0.0	0.0		1	0	0	0	0		0	0	0
12/15	KC-L	1	1	6	5	1	0.0	0.0		0	0	-	0	0		0	0	0
12/22	at SD-L	1	1	11	7	4	0.0	0.0		0	0	-	0	0		0	0	0
12/29	Den-L	1	1	5	2	3	0.0	0.0		0	0	-	0	0		0	0	0
Totals		16	16	129	80	49	2.5	20.5		1	0	0	0	4		2	1	3



KEVIN BURNETT GAME-BY-GAME

2012, MIAMI

Date	Opp.	GP	GS	TACKLES					Yds	No.	INTERCEPTIONS				FUMBLES		
				Tot.	Solo	Asst.	Sacks				Yds	Lg	TD	PD	FF	FR	Yds
9/9	at Hou-L	1	1	5	3	2	0	0.0	0.0	0	0	-	0	1	0	0	0
9/16	Oak-W	1	1	4	4	0	0.0	0.0	0	0	-	0	0	0	0	0	0
9/23	NYJ-L	1	1	9	5	4	0	0.0	0.0	0	0	-	0	1	0	0	0
9/30	at Ari-L	1	1	8	8	0	0	0.0	0.0	0	0	-	0	0	0	0	0
10/7	at Cin-W	1	1	7	4	3	0.5	3.5	0	0	-	0	0	0	0	0	0
10/14	StL-W	1	1	3	2	1	0	0.0	0.0	0	0	-	0	2	0	0	0
10/28	at NYJ-W	1	1	6	5	1	1.0	5.0	0	0	-	0	1	0	0	0	0
11/4	at Ind-L	1	1	6	4	2	0	0.0	0.0	0	0	-	0	0	0	0	0
11/11	Ten-L	1	1	6	5	1	0	0.0	0.0	0	0	-	0	0	0	0	0
11/15	at Buf-L	1	1	9	4	5	0	0.0	0.0	0	0	-	0	0	0	0	0
11/25	Sea-W	1	1	6	5	1	0	0.0	0.0	0	0	-	0	0	0	0	0
12/2	NE-L	1	1	11	9	2	0	0.0	0.0	0	0	-	0	0	0	0	0
12/9	at SF-L	1	1	3	1	2	0	0.0	0.0	0	0	-	0	0	0	0	0
12/16	Jac-W	1	1	8	7	1	1.0	2.0	0	0	-	0	0	0	0	0	0
12/23	Buf-W	1	1	9	9	0	0	0.0	0.0	0	0	-	0	0	1	0	0
12/30	at NE-L	1	1	10	5	5	0	0.0	0.0	0	0	-	0	0	0	0	0
Totals		16	16	110	80	30	2.5	10.5	0	0	-	0	5	1	0	0	0

2011, MIAMI

Date	Opp.	GP	GS	TACKLES					Yds	INTERCEPTIONS					FUMBLES		
				Tot.	Solo	Asst.	Sacks	No.		Yds	Lg	TD	PD	FF	FR	Yds	
9/12	NE-L	1	1	3	3	0	0.0	0.0	0	0	-	0	0	0	0	0	0
9/18	Hou-L	1	1	5	4	1	0.0	0.0	0	0	-	0	0	0	0	0	0
9/25	at Cle-L	1	1	2	2	0	0.0	0.0	0	0	-	0	0	0	0	0	0
10/2	at SD-L	1	1	3	1	2	0.0	0.0	0	0	-	0	0	0	0	0	0
10/17	at NYJ-L	1	1	4	4	0	0.0	0.0	0	0	-	0	0	0	0	0	0
10/23	Den-L	1	1	8	7	1	0.0	0.0	0	0	-	0	0	0	0	0	0
10/30	at NYG-L	1	1	10	7	3	0.0	0.0	0	0	-	0	1	0	0	0	0
11/6	at KC-W	1	1	12	10	2	1.5	10.5	0	0	-	0	0	0	0	0	0
11/13	Was-W	1	1	7	5	2	0.0	0.0	0	0	-	0	1	0	0	0	0
11/20	Buf-W	1	1	3	2	1	0.0	0.0	0	0	-	0	0	0	0	0	0
11/24	at Dal-L	1	1	12	11	1	0.0	0.0	0	0	-	0	0	0	0	0	0
12/4	Oak-W	1	1	5	5	0	1.0	8.0	1	34	34t	1	1	0	0	0	0
12/11	Phi-L	1	1	4	3	1	0.0	0.0	0	0	-	0	0	0	0	0	0
12/18	at Buf-W	1	1	5	3	2	0.0	0.0	0	0	-	0	0	0	0	0	0
12/24	at NE-L	1	1	9	6	3	0.0	0.0	0	0	-	0	0	0	0	0	0
1/1/12	NYJ-W	1	1	14	11	3	0.0	0.0	0	0	-	0	0	0	0	0	0
Totals		16	16	106	84	22	2.5	18.5	1	34	34t	1	3	0	0	0	0

2010, SAN DIEGO

Date	Opp.	GP	GS	TACKLES					Yds	No.	INTERCEPTIONS				FUMBLES		
				Tot.	Solo	Asst.	Sacks				Yds	Lg	TD	PD	FF	FR	Yds
9/13	at KC-L	1	1	6	5	1	0	0.0	0.0	0	0	-	0	1	0	1	0
9/19	Jac-W	1	1	5	5	0	0.0	0.0	1	2	2	0	1	0	1	0	0
9/26	at Sea-L	1	1	5	5	0	0.0	0.0	0	0	-	0	0	0	0	0	0
10/3	Ari-W	1	1	8	7	1	2.0	19.0	0	0	-	0	1	1	0	0	0
10/10	at Oak-L	1	1	6	6	0	2.0	5.0	0	0	-	0	0	1	0	0	0
10/17	at StL-L	1	1	3	2	1	1.0	6.0	0	0	-	0	1	0	0	0	0
10/24	NE-L	1	1	6	4	2	0.0	0.0	0	0	-	0	0	0	0	0	0
10/31	Ten-W	1	1	7	7	0	0.0	0.0	0	0	-	0	0	0	0	0	0
11/7	at Hou-W	1	1	7	5	2	0.0	0.0	0	0	-	0	0	0	0	0	0
11/22	Den-W	1	1	8	6	2	0.0	0.0	0	0	-	0	0	0	0	0	0
11/28	at Ind-W	1	1	10	9	1	0.0	0.0	1	29	29t	1	1	0	0	0	0
12/5	Oak-L	1	1	4	4	0	0.0	0.0	0	0	-	0	0	0	0	0	0
12/12	KC-W	1	1	1	0	1	0.0	0.0	0	0	-	0	0	0	0	0	0
12/16	SF-W	1	1	8	8	0	1.0	2.0	0	0	-	0	0	0	0	0	0
12/26	at Cin-L	1	1	4	1	3	0.0	0.0	0	0	-	0	0	0	0	0	0
1/2/11	at Den-W	1	1	7	6	1	0.0	0.0	0	0	-	0	0	0	0	0	0
Totals		16	16	95	80	15	6.0	32.0	2	31	29t	1	5	2	1	0	0



KEVIN BURNETT GAME-BY-GAME

2009, SAN DIEGO

Date	Opp.	GP	GS	Tot.	TACKLES				Yds	No.	INTERCEPTIONS				FUMBLES		
					Solo	Asst.	Sacks				Yds	Lg	TD	PD	FF	FR	Yds
9/14	at Oak-W	1	1	3	1	2	0.0	0.0	0	0	0	-	0	0	0	0	0
9/20	Bal-L	1	1	5	4	1	0.0	0.0	0	0	-	0	0	0	0	0	0
9/27	Mia-W	1	1	12	9	3	1.0	6.0	0	0	-	0	0	0	0	0	0
10/4	at Pit-L	1	1	6	3	3	0.0	0.0	0	0	-	0	0	0	0	0	0
10/19	Den-L	1	1	5	4	1	0.0	0.0	0	0	-	0	0	0	0	0	0
10/25	KC-W	(INACTIVE - ANKLE)															
11/1	Oak-W	(INACTIVE - ANKLE)															
11/8	at NYG-W	(INACTIVE - ANKLE)															
11/15	Phi-W	1	0	9	8	1	0.0	0.0	0	0	-	0	1	0	0	0	0
11/22	Den-W	1	1	7	4	3	1.5	10.5	0	0	-	0	0	0	0	0	0
11/29	KC-W	1	0	4	3	1	0.0	0.0	0	0	-	0	0	0	0	0	0
12/6	at Cle-W	1	0	4	4	0	0.0	0.0	0	0	-	0	0	0	0	0	0
12/13	at Dal-W	1	1	2	1	1	0.0	0.0	0	0	-	0	0	0	0	0	0
12/20	Cin-W	(INACTIVE - NECK)															
12/25	at Ten-W	(INACTIVE - NECK)															
1/3/10	Was-W	1	0	5	5	0	0.0	0.0	0	0	-	0	0	0	0	0	0
Totals		11	7	62	46	16	2.5	16.5	0	0	-	0	1	0	0	0	0
1/17/10	NYJ-L	1	0	1	1	0	0.0	0.0	0	0	-	0	0	0	0	0	0

2008, DALLAS

Date	Opp.	GP	GS	Tot.	TACKLES				Yds	No.	INTERCEPTIONS				FUMBLES		
					Solo	Asst.	Sacks				Yds	Lg	TD	PD	FF	FR	Yds
9/7	at Cle-W	1	0	0	0	0	0.0	0.0	0	0	0	-	0	0	0	0	0
9/15	Phi-W	1	0	3	3	0	0.0	0.0	0	0	-	0	0	0	0	0	0
9/21	at GB-W	1	0	2	1	1	0.0	0.0	0	0	-	0	0	0	0	0	0
9/28	Was-L	1	0	0	0	0	0.0	0.0	0	0	-	0	0	0	0	0	0
10/5	Cin-W	1	0	1	0	1	0.0	0.0	0	0	-	0	1	0	0	0	0
10/12	at Ari-L	1	0	2	1	1	0.0	0.0	0	0	-	0	0	0	0	0	0
10/19	at StL-L	1	0	0	0	0	0.0	0.0	0	0	-	0	0	0	0	0	0
10/26	TB-W	1	0	3	1	2	0.0	0.0	0	0	-	0	0	0	0	0	0
11/2	at NYG-L	1	0	1	1	0	0.0	0.0	0	0	-	0	0	1	0	0	0
11/16	at Was-W	1	0	4	3	1	0.0	0.0	0	0	-	0	0	0	0	0	0
11/23	SF-W	1	1	2	2	0	0.0	0.0	0	0	-	0	0	0	0	0	0
11/27	Sea-W	1	1	0	0	0	0.0	0.0	0	0	-	0	0	0	0	0	0
12/7	at Pit-L	1	0	3	2	1	1.0	6.0	0	0	-	0	1	0	0	0	0
12/14	NYG-W	1	0	1	1	0	0.0	0.0	0	0	-	0	0	0	0	0	0
12/20	Bal-L	1	0	2	2	0	1.0	6.0	0	0	-	0	1	0	1	0	0
12/28	at Phi-L	1	0	0	0	0	0.0	0.0	0	0	-	0	0	0	0	0	0
Totals		16	2	24	17	7	2.0	12.0	0	0	-	0	3	1	1	1	0

2007, DALLAS

Date	Opp.	GP	GS	Tot.	TACKLES				Yds	No.	INTERCEPTIONS				FUMBLES		
					Solo	Asst.	Sacks				Yds	Lg	TD	PD	FF	FR	Yds
9/9	NYG-W	1	0	0	0	0	0.0	0.0	0	0	-	0	0	0	0	0	0
9/16	at Mia-W	1	0	3	3	0	0.0	0.0	0	0	-	0	0	0	0	0	0
9/23	at Chi-W	1	0	1	1	0	0.0	0.0	0	0	-	0	0	0	0	0	0
9/30	StL-W	1	0	0	0	0	0.0	0.0	0	0	-	0	0	0	0	0	0
10/8	at Buf-W	1	0	2	2	0	0.0	0.0	0	0	-	0	0	0	0	0	0
10/14	NE-L	1	0	1	1	0	0.0	0.0	0	0	-	0	0	0	0	0	0
10/21	Min-W	1	0	2	0	2	0.0	0.0	0	0	-	0	0	0	0	0	0
11/4	at Phi-W	1	0	4	4	0	0.0	0.0	0	0	-	0	0	0	0	0	0
11/11	at NYG-W	1	0	9	8	1	0.0	0.0	0	0	-	0	0	0	0	0	0
11/18	Was-W	1	0	5	4	1	0.0	0.0	0	0	-	0	1	0	0	0	0
11/22	NYJ-W	1	1	3	2	1	0.0	0.0	0	0	-	0	0	1	0	0	0
11/29	GB-W	1	1	4	3	1	0.0	0.0	0	0	-	0	1	0	0	0	0
12/9	at Det-W	1	0	0	0	0	0.0	0.0	0	0	-	0	0	0	0	0	0
12/16	Phi-L	1	0	2	2	0	0.0	0.0	0	0	-	0	0	0	0	0	0
12/22	at Car-W	1	0	0	0	0	0.0	0.0	0	0	-	0	0	0	0	0	0
12/30	at Was-L	1	0	3	3	0	0.0	0.0	0	0	-	0	0	0	0	0	0
Totals		16	2	39	33	6	0.0	0.0	0	0	-	0	2	1	0	0	0
1/13/08	NYG-L	1	0	0	0	0	0.0	0.0	0	0	-	0	0	0	0	0	0


KEVIN BURNETT GAME-BY-GAME
2006, DALLAS

Date	Opp.	TACKLES								INTERCEPTIONS					FUMBLES		
		GP	GS	Tot.	Solo	Asst.	Sacks	Yds	No.	Yds	Lg	TD	PD	FF	FR	Yds	
9/10	at Jac-L	1	0	0	0	0	0.0	0.0	0	0	-	0	1	0	0	0	
9/17	Was-W	1	0	2	0	2	0.0	0.0	0	0	-	0	0	0	0	0	
10/1	at Ten-W	1	0	4	2	2	1.0	2.0	0	0	-	0	0	0	0	0	
10/8	at Phi-L	1	0	2	0	2	0.0	0.0	0	0	-	0	0	0	0	0	
10/15	Hou-W	1	0	1	1	0	0.0	0.0	0	0	-	0	0	1	0	0	
10/23	NYG-L	1	0	0	0	0	0.0	0.0	0	0	-	0	0	0	0	0	
10/29	at Car-W	1	0	3	3	0	0.0	0.0	0	0	-	0	0	0	0	0	
11/5	at Was-L	1	0	2	2	0	0.0	0.0	0	0	-	0	0	0	0	0	
11/12	at Ari-W	1	0	3	3	0	0.0	0.0	0	0	-	0	0	1	0	0	
11/19	Ind-W	1	0	0	0	0	0.0	0.0	1	39	39t	1	1	0	0	0	
11/23	TB-W	1	0	1	0	1	0.0	0.0	0	0	-	0	0	0	0	0	
12/3	at NYG-W	1	0	3	2	1	0.0	0.0	0	0	-	0	0	0	0	0	
12/10	NO-L	1	0	1	0	1	0.0	0.0	0	0	-	0	0	0	0	0	
12/16	at Atl-W	1	0	1	1	0	0.0	0.0	0	0	-	0	0	0	0	0	
12/25	Phi-L	1	0	1	1	0	0.0	0.0	0	0	-	0	0	0	0	0	
12/31	Det-L	1	0	0	0	0	0.0	0.0	0	0	-	0	0	0	0	0	
Totals		16	0	24	15	9	1.0	2.0	1	39	39t	1	2	2	0	0	
1/6/07	at Sea-L	1	0	0	0	0	0.0	0.0	0	0	-	0	0	0	0	0	

2005, DALLAS

Date	Opp.	TACKLES								INTERCEPTIONS					FUMBLES		
		GP	GS	Tot.	Solo	Asst.	Sacks	Yds	No.	Yds	Lg	TD	PD	FF	FR	Yds	
9/11	at SD-W																
9/18	Was-L																
(INACTIVE)																	
9/25	at SF-W	1	0	0	0	0	0.0	0.0	0	0	-	0	0	0	0	0	
10/2	at Oak-L	1	0	0	0	0	0.0	0.0	0	0	-	0	0	0	0	0	
10/9	Phi-W	1	0	0	0	0	0.0	0.0	0	0	-	0	0	0	0	0	
10/16	NYG-W	1	0	0	0	0	0.0	0.0	0	0	-	0	0	0	0	0	
10/23	at Sea-L	1	0	0	0	0	0.0	0.0	0	0	-	0	0	0	0	0	
10/30	Ari-W	1	0	0	0	0	0.0	0.0	0	0	-	0	0	0	0	0	
11/14	at Phi-W	1	0	2	2	0	0.0	0.0	0	0	-	0	0	0	0	0	
11/20	Det-W	1	0	1	0	1	0.0	0.0	0	0	-	0	0	0	0	0	
11/24	Den-L	1	0	0	0	0	0.0	0.0	0	0	-	0	0	0	0	0	
12/4	at NYG-L	1	0	0	0	0	0.0	0.0	0	0	-	0	0	0	0	0	
12/11	KC-W	1	0	2	2	0	1.0	2.0	0	0	-	0	0	0	0	0	
12/18	at Was-L	1	0	1	1	0	0.0	0.0	0	0	-	0	0	0	0	0	
12/24	at Car-W	1	0	0	0	0	0.0	0.0	0	0	-	0	0	0	0	0	
1/1/06	StL-L																
(INACTIVE)																	
Totals		13	0	6	5	1	1.0	2.0	0	0	-	0	0	0	0	0	



Miles BURRIS

56

LINEBACKER | 6-2 | 235 | SAN DIEGO STATE

ACQUIRED: D4-'12 | NFL EXP.: 3 | RAIDERS EXP.: 3

HOMETOWN: GRANITE BAY, CALIF.

BORN: 6/27/88

Selected by Oakland Raiders in the fourth round (129th overall) of the 2012 NFL Draft, April 28, 2012.

CAREER: Versatile linebacker who contributes on defense and special teams...Has played in 22 games with 15 starts and totaled 142 tackles (86 solo), 1.5 sacks, one INT, one forced fumble and one fumble recovery...Was hampered by a knee injury for most of the 2013 campaign...Produced a standout rookie season, finishing among the NFL's rookie leaders in tackles (138).

2013: Played in six games after being activated from the Physically Unable to Perform list on Nov. 20...Placed on the Reserve/PUP list on Aug. 27 following offseason knee surgery...Credited with four tackles (two solo) and one fumble recovery...Added one special teams tackle...**(11/24) vs. Ten.:** Made first appearance of the season, playing on special teams and at linebacker in place of an injured Kevin Burnett...Notched one solo tackle...**(11/28) at Dal.:** Assisted on one tackle on defense...**(12/8) at NYJ:** Saw limited action on defense in place of an injured Sio Moore...**(12/15) vs. KC:** Posted a special teams tackle on punt coverage...**(12/22) at SD:** Recovered first career fumble following an errant snap to set up a Raiders TD drive in the second quarter...**(12/29) vs. Den.:** Saw time at outside linebacker in place of an injured Kevin Burnett...Posted two tackles (one).

2012: Played in all 16 games, with 15 starts...Finished among the NFL's rookie leaders in both defensive snaps (867) and total tackles (138, 84 solo)...Also had 1.5 sacks, one INT, three passes defended and one forced fumble...His 138 stops were the most by a Raiders rookie since at least 1994, when tackles stats were first kept consistently...**(9/10) vs. SD:** Started his NFL debut, at linebacker, and led the team with 12 stops (nine solo)...**(10/14) at Atl.:** Posted a team-leading 11 tackles (four)...**(10/21) vs. Jac.:** Enjoyed one of the best games of his early career as Oakland shut down the Jags in the second half of 26-23 overtime win...Totalled 13 tackles (eight) and one sack...Posted his first NFL sack, dropping Chad Henne for a 10-yard loss...**(11/25) at Cin.:** Posted season highs in total tackles (14) and solo stops (11)...Stopped Cedric Peerman for no gain midway through second quarter, then played

AT A GLANCE

- Career totals include 142 tackles, 1.5 sacks and one INT in two seasons.
- Posted 138 tackles in 2012, most by a Raiders rookie since 1994.
- Twice earned first-team all-conference honors as a three-year starter at San Diego State, where he also garnered Student Athlete of the Year.
- Father, Jim, played football at Oregon State.



a central role in a goal-line stand early in fourth quarter, helping Raiders hold Bengals to a FG after a first-and-goal from the 1...**(12/16) vs. KC:** Played a major role in Oakland's first shutout in 10 years...Helped limit the Chiefs to 119 total yards, fewest by a Raiders defense since 1975...Also helped Oakland match its franchise record by allowing just 10 rushing yards...**(12/23) at Car.:** Played a big role in helping neutralize Cam Newton, posting 11 tackles (six solo), one sack and his first career INT...Picked off Newton on the final play of the third quarter, ending the quarterback's franchise-record streak of passes without an INT at 176...Earlier, combined with DE Andre Carter for a sack.

COLLEGE: A two-time All-Mountain West first-team selection at San Diego State, was named the 2011-12 SDSU Student-Athlete of the Year...Also garnered academic all-conference honors three times...A preseason first-team all-conference choice by Athlon Sports, Blue Ribbon, Lindy's Sports, Mountain West media, Phil Steele and The Sporting News, also was rated No. 7 nationally at his position by Lindy's...As a senior, named first-team All-Mountain West for by coaches and media...Led team with 78 tackles, including 46 solo stops, 19.5 tackles for loss and eight sacks...Recovered three fumbles...As a junior in 2010, named first-team All-Mountain West by coaches and media, and Phil Steele...His team's co-defensive player of the year, led the MW with 9.5 sacks, tied for seventh in program single-season history...Led team with 80 tackles...Had a standout effort in the conference opener



against BYU, recording a pair of sacks, forcing a fumble and ending up with six tackles...Against Colorado State, posted career-high marks in tackles (10), sacks (two), tackles for loss (four) and forced fumbles (two) to earn MW Defensive Player of the Week honors...Made six total tackles with one tackle for loss in the Poinsettia Bowl win over Navy...Team's second-leading tackler with 58 stops as a sophomore...Ranked third on the team in tackles for loss with six...Started all 12 contests...As a freshman, saw first playing time against Cal Poly and Notre Dame, on special teams...Majored in business management.

PERSONAL: Attended Granite Bay (Calif.) High School...A two-time All-Metropolitan League selection, was Granite Bay's Defensive Player of the Year following both junior and senior campaigns...Father, Jim, played football at Oregon State and once sacked future Pro Football Hall of Famer Dan Fouts (Oregon)...As a senior, recorded 120 tackles and added 6.5 sacks to become Granite Bay's all-time leading tackler...As a junior, tallied 90 stops, including three sacks, and four fumble recoveries...Volunteered his time for Take a Stand at the Biletnikoff Golf Tournament in June 2012...Visited the Oakland Children's Hospital in both November 2012 and April 2013, and made a Toys for Tots appearance during the holidays.

SINGLE-GAME HIGHS: TACKLES: Total – 14, at Cin., 11/25/12. Solo – 11 at Cle., 12/2/12. Interceptions - 1, at Car., 12/23/12. Passes defended - 1, three times; last: at Car., 12/23/12. Sacks - 1, vs. Jac., 10/21/12. Forced fumbles - 1, at Mia., 9/16/12. Fumble recoveries - 1, at SD, 12/22/13.

MILES BURRIS' CAREER STATISTICS

Year	Team	GP	GS	TACKLES					Yds	INTERCEPTIONS					FUMBLES		
				Tot.	Solo	Asst.	Sacks			No.	Yds	Lg	TD	PD	FF	FR	Yds
2012	Oakland	16	15	138	84	54	1.5	11.0		1	7	7	0	3	1	0	0
2013	Oakland	6	0	4	2	2	0.0	0.0		0	0	-	0	0	0	1	0
Totals		22	15	142	86	56	1.5	11.0		1	7	7	0	3	1	1	0

MILES BURRIS GAME-BY-GAME

2013, OAKLAND

Date	Opp.	GP	GS	TACKLES					Yds	INTERCEPTIONS					FUMBLES		
				Tot.	Solo	Asst.	Sacks			No.	Yds	Lg	TD	PD	FF	FR	Yds
9/8	at Ind-L																
	(PUP - KNEE)																
9/15	Jac-W																
	(PUP - KNEE)																
9/23	at Den-L																
	(PUP - KNEE)																
9/29	Was-L																
	(PUP - KNEE)																
10/6	SD-W																
	(PUP - KNEE)																
10/13	at KC-L																
	(PUP - KNEE)																
10/27	Pit-W																
	(PUP - KNEE)																
11/3	Phi-L																
	(PUP - KNEE)																
11/10	at NYG-L																
	(PUP - KNEE)																
11/17	at Hou-W																
	(PUP - KNEE)																
11/24	Ten-L	1	0	1	1	0	0.0	0.0	0	0	-	0	0	0	0	0	0
11/28	at Dal-L	1	0	1	0	1	0.0	0.0	0	0	-	0	0	0	0	0	0
12/8	at NYJ-L	1	0	0	0	0	0.0	0.0	0	0	-	0	0	0	0	0	0
12/15	KC-L	1	0	0	0	0	0.0	0.0	0	0	-	0	0	0	0	0	0
12/22	at SD-L	1	0	0	0	0	0.0	0.0	0	0	-	0	0	0	0	1	0
12/29	Den-L	1	0	2	1	1	0.0	0.0	0	0	-	0	0	0	0	0	0
Totals		6	0	4	2	2	0.0	0.0	0	0	-	0	0	0	0	1	0

2012, OAKLAND

Date	Opp.	GP	GS	TACKLES					Yds	INTERCEPTIONS					FUMBLES		
				Tot.	Solo	Asst.	Sacks			No.	Yds	Lg	TD	PD	FF	FR	Yds
9/10	SD-L	1	1	12	9	3	0.0	0.0	0	0	-	0	0	0	0	0	0
9/16	at Mia-L	1	1	6	3	3	0.0	0.0	0	0	-	0	0	0	1	0	0
9/23	Pit-W	1	1	5	2	3	0.0	0.0	0	0	-	0	1	0	0	0	0
9/30	at Den-L	1	0	1	0	1	0.0	0.0	0	0	-	0	0	0	0	0	0
10/14	at Atl-L	1	1	11	4	7	0.0	0.0	0	0	-	0	0	0	0	0	0
10/21	Jac-W	1	1	13	8	5	1.0	10.0	0	0	-	0	0	0	0	0	0
10/28	at KC-W	1	1	11	8	3	0.0	0.0	0	0	-	0	0	0	0	0	0
11/4	TB-L	1	1	7	4	3	0.0	0.0	0	0	-	0	0	0	0	0	0
11/11	at Bal-L	1	1	6	3	3	0.0	0.0	0	0	-	0	0	0	0	0	0
11/18	NO-L	1	1	11	8	3	0.0	0.0	0	0	-	0	0	0	0	0	0
11/25	at Cin-L	1	1	14	11	3	0.0	0.0	0	0	-	0	0	0	0	0	0
12/2	Cle-L	1	1	9	7	2	0.0	0.0	0	0	-	0	0	0	0	0	0
12/6	Den-L	1	1	8	4	4	0.0	0.0	0	0	-	0	0	0	0	0	0
12/16	KC-W	1	1	4	2	2	0.0	0.0	0	0	-	0	1	0	0	0	0
12/23	at Car-L	1	1	11	6	5	0.5	1.0	1	7	7	0	1	0	0	0	0
12/30	at SD-L	1	1	9	5	4	0.0	0.0	0	0	-	0	0	0	0	0	0
Totals		16	15	138	84	54	1.5	11.0	1	7	7	0	3	1	0	0	0



Brice BUTLER

12

WIDE RECEIVER | 6-3 | 210 | SAN DIEGO STATE
ACQUIRED: D7a-'13 | NFL EXP.: 2 | RAIDERS EXP.: 2
HOMETOWN: NORCROSS, GA.
BORN: 1/29/90

Selected by Oakland Raiders in the seventh round (209th overall) of the 2013 NFL Draft, April 27, 2013.

2013: Played in 10 games – including two starts – as a rookie and posted nine catches for 103 yards...**(9/8) at Ind.:** Made his NFL debut and hauled in one reception for eight yards...**(9/15) vs. Jac.:** Posted two catches for 18 yards in the 19-9 victory...**(9/23) vs. Den.:** Had biggest NFL game to date, as he started and hauled in three passes for 54 yards, including a 29-yard reception on the final drive of the first half...**(9/29) vs. Was.:** Hauled in one catch for six yards, a third-down conversion on Oakland's first-quarter scoring drive...**(10/6) vs. SD:** Recorded one catch, a 20-yarder to convert a third-and-14 on the Raiders' fourth-quarter FG drive...**(10/13) at KC:** Posted one catch for five yards...**(11/24) vs. Ten.:** Saw action at wide receiver and on special teams...Recovered WR Jacoby Ford's fumble on a punt return to retain possession.

AT A GLANCE

- Played in 10 games during his rookie season, totaling nine catches for 103 yards (11.4 avg.).
- Played one year at San Diego State after playing three years at USC.
- Earned ESPN.com Pac-10 All-Freshman team honors in 2009.
- Father, Bobby, played 12 years in the NFL with the Atlanta Falcons (1981-92).
- Tutored by Raiders wide receivers coach Ted Gilmore at USC.

COLLEGE: Played one year at San Diego State after transferring from USC...Was eligible to play right away as a senior instead of redshirting because he had already earned his bachelor's degree...As a senior, played in 13 games and ranked second on the team with 24 catches for 347 yards...Also ranked second on the team with four TD receptions...Played in 36 games in three years at USC...Appeared in 11 games as a junior, catching 12 passes for 150 yards...Had three receptions for 27 yards in season-opener vs. Minnesota...Posted three receptions for 25 yards at Arizona State...Had a season-long 36-yard grab vs. Washington...Played in 12 games as a sophomore...Caught nine passes for 112 yards and one TD...Had a 7-yard TD reception at Washington State...Hauled in a 25-yard pass at Stanford...Recorded two catches for 18 yards vs. California and totaled a season-high three receptions for 49 yards vs. Arizona State...Played in 13 games with one start as a redshirt freshman...Earned ESPN.com Pac-10 All-Freshman team honors...Totaled 20 receptions for 292 yards and two TDs...Had a 29-yard TD reception vs. Washington State...Had two catches for 27 yards at California and two grabs for 32 yards at Notre Dame...Started vs. Stanford and set career bests with six receptions for 96 yards, including a 36-yard TD catch...Majored in public policy, management and planning at USC.

PERSONAL: Attended Norcross (Ga.) High School...Had 1,186 receiving yards and 15 TDs as a senior in 2007...Earned SuperPrep All-American, PrepStar All-American, ESPN 150, SuperPrep Elite 50, PrepStar Dream Team, SuperPrep All-Dixie, PrepStar All-Southeast and Atlanta Journal Constitution Super Southern 100 honors...Totaled 35 receptions for 680 yards and nine TDs as a junior...Father, Bobby, was an All-American cornerback at Florida State in 1980 and played 12 years in the NFL with the



Atlanta Falcons (1981-92)...Brother, Benton, played basketball at Fordham (2007-10)...Was an active participant in the community in 2013, taking part in various activities throughout the Bay Area, including the American Heart Association Play 60 Challenge where Raiders players participated in classroom activities that emphasized physical activity with students and teachers...Participated in numerous school visits advocating for healthy living and exercise.

SINGLE-GAME HIGHS: RECEIVING: Receptions – 3, at Den., 9/23/13. Yards – 54, at Den., 9/23/13. Long – 29, at Den., 9/23/13.



BRICE BUTLER'S CAREER STATISTICS

Year	Team	GP	GS	RECEIVING					RUSHING					TOTAL OFFENSE
				Rec.	Yds	Avg.	Lg	TD	Att.	Yds	Avg.	Lg	TD	
2013	Oakland	10	2	9	103	11.4	29	0	0	0	-	-	0	103
Totals		10	2	9	103	11.4	29	0	0	0	-	-	0	103

BRICE BUTLER GAME-BY-GAME

2013, OAKLAND

Date	Opp.	GP	GS	RECEIVING					RUSHING					TOTAL OFFENSE
				Rec.	Yds	Avg.	Lg	TD	Att.	Yds	Avg.	Lg	TD	
9/8	at Ind-L	1	0	1	8	8.0	8	0	0	0	-	-	0	8
9/15	Jac-W	1	0	2	10	5.0	9	0	0	0	-	-	0	10
9/23	at Den-L	1	1	3	54	18.0	29	0	0	0	-	-	0	54
9/29	Was-L	1	1	1	6	6.0	6	0	0	0	-	-	0	6
10/6	SD-W	1	0	1	20	20.0	20	0	0	0	-	-	0	20
10/13	at KC-L	1	0	1	5	5.0	5	0	0	0	-	-	0	5
10/27	Pit-W	1	0	0	0	-	-	0	0	0	-	-	0	0
11/3	Phi-L													
11/10	at NYG-L													
11/17	at Hou-W	1	0	0	0	-	-	0	0	0	-	-	0	0
11/24	Ten-L	1	0	0	0	-	-	0	0	0	-	-	0	0
11/28	at Dal-L													
12/8	at NYJ-L	1	0	0	0	-	-	0	0	0	-	-	0	0
12/15	KC-L													
12/22	at SD-L													
12/29	Den-L													
Totals		10	2	9	103	11.4	29	0	0	0	-	-	0	103



Chance CASEY

37

CORNERBACK | 5-11 | 190 | BAYLOR

ACQUIRED: FA-'13 | NFL EXP.: 1 | RAIDERS EXP.: 1

HOMETOWN: CROSBY, TEXAS

BORN: 3/11/91

Signed by Oakland Raiders as an undrafted free agent, May 13, 2013...Waived by Raiders, Aug. 31, 2013...Re-signed by Raiders to practice squad, Sept. 2, 2013...Signed by Raiders to active roster, Dec. 7, 2013.

2013: Earned a practice squad spot out of training camp as an undrafted rookie...On the practice squad for 12 weeks prior to being promoted to the active roster on Dec. 7...Recovered a blocked punt in the season finale...(12/8) at NYJ: Made NFL debut, seeing action on special teams...(12/29) vs. Den.: Recovered a blocked punt in the third quarter, pouncing on the ball at Denver's 24-yard line.

COLLEGE: Was a four-year starter at Baylor University, totaling 43 games and recording 212 total tackles, six tackles for loss, three forced fumbles, 18 passes defended and three INTs...Had best year as a senior in 2012, notching 80 total tackles, two tackles for loss and a forced fumble...As a junior, played just eight games due to injury, but recorded 48 total tackles and one forced fumble...As a sophomore, totaled 48 tackles as well as three passes defended, one forced fumble and one INT...Earned All-Big 12 freshman team honors after recording 36 tackles, four passes defended and two INTs...Also earned All-Big-12 honors in track and field.

AT A GLANCE

- Appeared in two games in 2013, playing primarily on special teams.
- Originally signed as an undrafted free agent and earned a spot on the team's practice squad.
- Was a four-year starter at Baylor as a safety, playing in 43 games and earning All-Big 12 freshman team honors in 2009.
- Also earned All-Big 12 honors his sophomore year as a hurdler in track and field.

PERSONAL: Attended Crosby (Texas) High School, where he rushed for over 3,000 yards as a running back...Earned all-district honors and was named all-district MVP as a senior...Honored as district offensive MVP as junior in 2007... Exceptional track and field athlete, won Class 4A gold in both 110- and 300-meter hurdles at 2008 UIL State Track and Field Championships as a junior.

CHANCE CASEY'S CAREER STATISTICS

Year	Team	GP	GS	TACKLES				Yds	INTERCEPTIONS					FUMBLES		
				Tot.	Solo	Asst.	Sacks		No.	Yds	Lg	TD	PD	FF	FR	Yds
2013	Oakland	2	0	0	0	0	0.0	0.0	0	0	-	0	0	0	0	0
Totals		2	0	0	0	0	0.0	0.0	0	0	-	0	0	0	0	0



Chimdi CHEKWA

35

CORNERBACK | 6-0 | 190 | OHIO STATE

ACQUIRED: D4a-'11 | NFL EXP.: 3 | RAIDERS EXP.: 3

HOMETOWN: CLERMONT, FLA.

BORN: 1/7/88

Selected by Oakland Raiders in the fourth round (113th overall) of the 2011 NFL Draft, April 30, 2011...Waived by Raiders, Sept. 1, 2012...Re-signed by Raiders to practice squad, Sept. 3, 2012...Signed by Raiders to active roster, Dec. 10, 2012.

CAREER: Promising defensive back and key contributor on special teams, has appeared in 22 games over three seasons for Oakland...Career totals include 30 tackles (22 solo) and four passes defended...Spent most of his 2012 campaign on the Raiders' practice squad before a late-season promotion...Had his 2011 rookie season cut short due to hamstring injury, after playing in four games with one start.

2013: Reserve defensive back also contributed on special teams...Played in 15 games with one start, totaling 21 tackles (15 solo)...Posted six special teams tackles (five) with one fumble recovery...(10/6) **vs. SD:** Recovered a muffed punt in the second quarter, pouncing on the ball at San Diego's 22-yard line...(11/3) **vs. Phi.:** Notched a career-high two special teams tackles...(11/10) **at NYG:** Excelled on special teams, stopping a second-quarter punt from bouncing into the end zone that was eventually downed at the 3-yard line...(11/17) **at Hou.:** Saw limited action at cornerback...Combined for a special teams tackle with TE Mychal Rivera on kickoff coverage...(11/24) **vs. Ten.:** Saw time at cornerback in place of an injured Mike Jenkins...Posted first two solo tackles of the season...(11/28) **at Dal.:** Recorded a special teams tackle on punt coverage...(12/8) **at NYJ:** Assisted on a special teams tackle with LB Marshall McFadden on kickoff coverage...(12/15) **vs. KC:** Hauled in a 22-yard pass from FB Marcel Reece when left uncovered on the left side in punt formation...Reception gave Raiders a first down and set up offense at Kansas City's 33-yard line in the second quarter...Marked first career catch...(12/29) **vs. Den.:** Made second career start...Set a career high with 12 tackles (eight).

2012: Played in three games, the season's final three contests...Collected one tackle and one pass defended...Promoted from the practice squad on Dec. 10...Waived by the Raiders at the end of camp and signed to the practice squad two days later...(12/16) **vs. KC:** Promoted from the practice squad on Dec. 10 and recorded a tackle on a first-quarter kickoff...(12/23) **at Car.:** Forced a fumble on a punt return, stripping Joe Adams on a punt return just before teammate TE Richard Gordon recovered the fumble, setting up a FG.

2011: Played in four games with one start...Recorded eight tackles (six solo) and two passes defended...Placed on the reserve/injured list on Nov. 17 with a hamstring injury...(9/12) **at Den.:** Made NFL debut on Monday Night Football...(9/18) **at Buf.:** Credited with first career tackle...(9/25) **vs. NYJ:** Saw significant action at cornerback in a reserve role, posting four tackles and two passes defended, one in which he blanketed Plaxico Burress on a fourth-and-2 play, setting up an Oakland TD drive in 34-24 win...(10/2) **vs. NE:** Made first career start, at cornerback.

COLLEGE: Played four years at Ohio State, helping Buckeyes to four straight BCS bowls, including a loss to LSU in the national championship to conclude his freshman year...Saw action in 52 career games with 38 starts...Finished college career with 145 tackles (115 solo), 35 passes defended, six INTs, one sack and two forced fumbles...As a senior, earned first-team

AT A GLANCE

- Name is pronounced CHIM-dee CHECK-wah.
- Appeared in a career-high 15 games in 2013, making 21 tackles (15 solo).
- Started one of his four games as a rookie before hamstring injury cut his season short.
- A three-year starter at Ohio State, helped Buckeyes to four straight BCS bowls, including the national championship his freshman year.
- The youngest of six children, was raised by Nigerian-born parents.





All-American honors (Football Writers, Phil Steele) and second-team accolades from Walter Camp and Rivals.com...Also tabbed for third-team recognition from the NFL Draft Report and honorable-mention honors from Sports Illustrated...A semifinalist for the Jim Thorpe Award, presented to the nation's top defensive back, and the Chuck Bednarik Award, presented to the nation's best defensive player...Added first-team All-Big Ten honors from the league's coaches and media...Earned Academic All-Big Ten honors...Recipient of the Arnie Chonko Award, given by the Ohio State coaches to the team's outstanding defensive back...Led the Buckeyes with three INTs, on a unit that led the Big Ten and ranked fourth in the nation in both total defense (262.2 yards per game) and pass defense (165.0), and finished fifth in the nation in scoring defense (14.3 points per game)...Started all 13 games as a junior, on a defense that ranked fifth in the nation in both total defense (262.3) and scoring defense (12.5)...Played in 13 games with 11 starts as a sophomore...As a freshman, when Ohio State lost in the BCS national title contest, picked off a pass and led the team with nine passes defended, contributing to a unit that led the nation in total defense (233.0), scoring defense (12.7) and pass defense (150.1)...Lettered twice on the Ohio State track team...Part of Ohio State's 4x100 relay team that captured Big Ten Outdoor Track & Field championship in 2009...Majored in accounting.

PERSONAL: Attended East Ridge High School in Clermont, Fla. ...A two-time all-district choice, added first-team all-Central Florida and second-team all-state honors as a senior...As a senior, intercepted seven passes and recovered four fumbles...Also lettered four times as a sprinter for the East Ridge track team, receiving all-state accolades, and in basketball...The youngest of six children, was raised by Nigerian-born parents in a family of athletes...Father, Charles, played soccer on Nigeria's national team...Sister, Blessing, played basketball at Mississippi State, and another sister, Nonye, played volleyball at Warner State...Brother, Uche, ran track at Louisiana-Monroe...Another brother, Ike, played football at Texas State and in the Arena Football League...Another brother, Chima, is an actor and musician, after injuries ended his athletic endeavors...One of the team's most active community participants, teamed with the Greater Bay Area Chapter of Juvenile Diabetes Research Foundation in March 2013 to develop Camp One, a multi-sport clinic for boys and girls, ages 7-14...Worked with the children of Brookfield Elementary of Oakland for their Reading Partners program in October 2011, and in May 2013, appeared at an NFL-sponsored player development event for Oakland high-schoolers...In December 2013, teamed up with First Place for Youth in Oakland to gather and provide toys for the children and give back during the holidays...Name is pronounced CHIM-dee CHECK-wah.

ADDITIONAL STATISTICS: Special teams tackles: 2 in 2011, 3 in 2012, 6 in 2013; NFL totals: 11. Special teams forced fumbles: 1 in 2012. Special teams fumble recoveries: 1 in 2013. Receptions: 1 in 2013.

SINGLE-GAME HIGHS: TACKLES: Total – 12, vs. Den., 12/29/13. Solo – 8, vs. Den., 12/29/13. Passes defended - 2, vs. NYJ, 9/25/11.

CHIMDI CHEKWA'S CAREER STATISTICS

Year	Team	GP	GS	TACKLES					Yds	INTERCEPTIONS					FUMBLES		
				Tot.	Solo	Asst.	Sacks			No.	Yds	Lg	TD	PD	FF	FR	Yds
2011	Oakland	4	1	8	6	2	0.0	0.0		0	0	-	0	2	0	0	0
2012	Oakland	3	0	1	1	0	0.0	0.0		0	0	-	0	1	0	0	0
2013	Oakland	15	1	21	15	6	0.0	0.0		0	0	-	0	1	0	0	0
Totals		22	2	30	22	8	0.0	0.0		0	0	-	0	4	0	0	0

CHIMDI CHEKWA GAME-BY-GAME

2013, OAKLAND

Date	Opp.	GP	GS	TACKLES					Yds	INTERCEPTIONS					FUMBLES		
				Tot.	Solo	Asst.	Sacks			No.	Yds	Lg	TD	PD	FF	FR	Yds
9/8	at Ind-L	1	0	0	0	0	0.0	0.0		0	0	-	0	0	0	0	0
9/15	Jac-W			(INACTIVE)													
9/23	at Den-L	1	0	0	0	0	0.0	0.0		0	0	-	0	0	0	0	0
9/29	Was-L	1	0	0	0	0	0.0	0.0		0	0	-	0	0	0	0	0
10/6	SD-W	1	0	0	0	0	0.0	0.0		0	0	-	0	0	0	0	0
10/13	at KC-L	1	0	0	0	0	0.0	0.0		0	0	-	0	0	0	0	0
10/27	Pit-W	1	0	0	0	0	0.0	0.0		0	0	-	0	0	0	0	0
11/3	Phi-L	1	0	0	0	0	0.0	0.0		0	0	-	0	0	0	0	0
11/10	at NYG-L	1	0	0	0	0	0.0	0.0		0	0	-	0	0	0	0	0
11/17	at Hou-W	1	0	0	0	0	0.0	0.0		0	0	-	0	0	0	0	0
11/24	Ten-L	1	0	2	2	0	0.0	0.0		0	0	-	0	0	0	0	0
11/28	at Dal-L	1	0	0	0	0	0.0	0.0		0	0	-	0	0	0	0	0
12/8	at NYJ-L	1	0	0	0	0	0.0	0.0		0	0	-	0	0	0	0	0
12/15	KC-L	1	0	0	0	0	0.0	0.0		0	0	-	0	0	0	0	0
12/22	at SD-L	1	0	7	5	2	0.0	0.0		0	0	-	0	1	0	0	0
12/29	Den-L	1	1	12	8	4	0.0	0.0		0	0	-	0	0	0	0	0
Totals		15	1	21	15	6	0.0	0.0		0	0	-	0	1	0	0	0




CHIMDI CHEKWA GAME-BY-GAME

2012, OAKLAND

Date	Opp.	TACKLES							INTERCEPTIONS					FUMBLES		
		GP	GS	Tot.	Solo	Asst.	Sacks	Yds	No.	Yds	Lg	TD	PD	FF	FR	Yds
9/10	SD-L															
9/16	at Mia-L															
9/23	Pit-W															
9/30	at Den-L															
10/14	at Atl-L															
10/21	Jac-W															
10/28	at KC-W															
11/4	TB-L															
11/11	at Bal-L															
11/18	NO-L															
11/25	at Cin-L															
12/2	Cle-L															
12/6	Den-L															
12/16	KC-W	1	0	0	0	0	0.0	0.0	0	0	-	0	0	0	0	0
12/23	at Car-L	1	0	0	0	0	0.0	0.0	0	0	-	0	1	0	0	0
12/30	at SD-L	1	0	1	1	0	0.0	0.0	0	0	-	0	0	0	0	0
Totals		3	0	1	1	0	0.0	0.0	0	0	-	0	1	0	0	0

2011, OAKLAND

Date	Opp.	TACKLES							INTERCEPTIONS					FUMBLES		
		GP	GS	Tot.	Solo	Asst.	Sacks	Yds	No.	Yds	Lg	TD	PD	FF	FR	Yds
9/12	at Den-W	1	0	0	0	0	0.0	0.0	0	0	-	0	0	0	0	0
9/18	at Buf-L	1	0	1	1	0	0.0	0.0	0	0	-	0	0	0	0	0
9/25	NYJ-W	1	0	4	2	2	0.0	0.0	0	0	-	0	2	0	0	0
10/2	NE-L	1	1	3	3	0	0.0	0.0	0	0	-	0	0	0	0	0
10/9	at Hou-W															
10/16	Cle-W															
10/23	KC-L															
11/6	Den-L															
11/10	at SD-W															
11/20	at Min-W															
11/27	Chi-W															
12/4	at Mia-W															
12/11	at GB-L															
12/18	Det-L															
12/24	at KC-W															
1/1/12SD-L																
Totals		4	1	8	6	2	0.0	0.0	0	0	-	0	2	0	0	0



Justin COLE

46

LINEBACKER | 6-3 | 240 | SAN JOSE STATE
ACQUIRED: FA-'14 | NFL EXP.: 4 | RAIDERS EXP.: 1
HOMETOWN: PASADENA, CALIF.
BORN: 11/22/87

Signed by Kansas City Chiefs as an undrafted free agent, March 4, 2010...Waived by Chiefs, Dec. 1, 2010...Re-signed by Chiefs to practice squad, Dec. 3, 2010...Signed by Chiefs as a reserve/future free agent, Jan. 12, 2011...Waived by Chiefs, Sept. 3, 2011...Re-signed by Chiefs to practice squad, Sept. 4, 2011...Signed by St. Louis Rams from Chiefs' practice squad, Nov. 14, 2011...Signed by Cleveland Browns as an unrestricted free agent, July 24, 2013...Waived by Browns, Aug. 31, 2013...Signed by Oakland Raiders as a reserve/future free agent, Dec. 31, 2013.

CAREER: Experienced linebacker enters his fourth NFL season and first with the Silver and Black...Has played in 20 career games, all with St. Louis...Spent time on Kansas City's practice squad during the 2010 and 2011 seasons...Recorded both of his two career tackles against Green Bay in 2012.

2013 (with Cle.): Spent time in training camp with the Cleveland Browns before being waived.

2012 (with StL.): Saw action in all 16 games for the Rams, primarily on special teams...(10/21) vs. GB: Tallied two fourth-quarter stops of Randall Cobb, marking both of his two career tackles.

2011 (with KC and StL.): Appeared in four games for the Rams after being signed off the Chiefs' practice squad in November...Played primarily on special teams...Did not record any statistics.

2010 (with KC): Inactive for the first 11 games of the season...Spent the remainder of the year on the practice squad.

COLLEGE: Played four years at San Jose State after redshirting as a true freshman in 2005...Played in 49 games (42 starts) for the Spartans...Recorded 193 tackles (84 solo), 30.5 tackles for loss, 13.0 sacks, four forced fumbles, five fumble recoveries and nine passes defended...Saw duty in 12 games (11 starts) as a senior in 2009...Named second-team All-WCC as a junior.

PERSONAL: Attended Chino Hills (Calif.) High School...Earned All-Inland Empire honors as a senior with 36 tackles and four sacks...Two-sport letterwinner as a sprinter, long jumper and triple jumper for his track and field team.

SINGLE-GAME HIGHS: TACKLES: Total – 2, vs. GB, 10/21/11. Solo – 2, vs. GB, 10/21/11.

AT A GLANCE

- Played in all 16 games with the Rams in 2012.
- Has spent time with the Browns, Rams and Chiefs, playing primarily on special teams.
- Attended college locally at San Jose State, where he earned freshman All-American recognition by the Sporting News in 2006 and helped lead the Spartans to their first bowl game since 1990.

JUSTIN COLE'S CAREER STATISTICS

Year	Team	GP	GS	TACKLES				Yds	INTERCEPTIONS					FUMBLES		
				Tot.	Solo	Asst.	Sacks		No.	Yds	Lg	TD	PD	FF	FR	Yds
2010	Kansas City	0	0	0	0	0	0.0	0.0	0	0	-	0	0	0	0	0
2011	KC/StL.	4	0	0	0	0	0.0	0.0	0	0	-	0	0	0	0	0
2012	St. Louis	16	0	2	2	0	0.0	0.0	0	0	-	0	0	0	0	0
Totals		20	0	2	2	0	0.0	0.0	0	0	-	0	0	0	0	0


JUSTIN COLE GAME-BY-GAME
2012, ST. LOUIS

Date	Opp.	GP	GS	TACKLES					Yds	INTERCEPTIONS					FUMBLES		
				Tot.	Solo	Asst.	Sacks			No.	Yds	Lg	TD	PD	FF	FR	Yds
9/9	at Det-L	1	0	0	0	0	0.0	0.0	0	0	-	0	0	0	0	0	0
9/16	Was-W	1	0	0	0	0	0.0	0.0	0	0	-	0	0	0	0	0	0
9/23	at Chi-L	1	0	0	0	0	0.0	0.0	0	0	-	0	0	0	0	0	0
9/30	Sea-W	1	0	0	0	0	0.0	0.0	0	0	-	0	0	0	0	0	0
10/4	Ari-W	1	0	0	0	0	0.0	0.0	0	0	-	0	0	0	0	0	0
10/14	at Mia-L	1	0	0	0	0	0.0	0.0	0	0	-	0	0	0	0	0	0
10/21	GB-L	1	0	2	2	0	0.0	0.0	0	0	-	0	0	0	0	0	0
10/28	NE-L	1	0	0	0	0	0.0	0.0	0	0	-	0	0	0	0	0	0
11/11	at SF-T	1	0	0	0	0	0.0	0.0	0	0	-	0	0	0	0	0	0
11/18	NYJ-L	1	0	0	0	0	0.0	0.0	0	0	-	0	0	0	0	0	0
11/25	at Ari-W	1	0	0	0	0	0.0	0.0	0	0	-	0	0	0	0	0	0
12/2	SF-W	1	0	0	0	0	0.0	0.0	0	0	-	0	0	0	0	0	0
12/9	at Buf-W	1	0	0	0	0	0.0	0.0	0	0	-	0	0	0	0	0	0
12/16	Min-L	1	0	0	0	0	0.0	0.0	0	0	-	0	0	0	0	0	0
12/23	at TB-W	1	0	0	0	0	0.0	0.0	0	0	-	0	0	0	0	0	0
12/30	at Sea-L	1	0	0	0	0	0.0	0.0	0	0	-	0	0	0	0	0	0
Totals		16	0	2	2	0	0.0	0.0	0	0	-	0	0	0	0	0	0



Jon CONDO

59

LONG SNAPPER | 6-3 | 240 | MARYLAND
ACQUIRED: FA-'06 | NFL EXP.: 8 | RAIDERS EXP.: 8
HOMETOWN: PHILIPSBURG, PA.
BORN: 8/26/81

Signed by Dallas Cowboys as an undrafted free agent, April 29, 2005...Waived by Cowboys, Sept. 28, 2005...Signed by New England Patriots as a reserve/future free agent, Jan. 17, 2006...Waived by Patriots, Aug. 21, 2006...Signed by Oakland Raiders to practice squad, Nov. 30, 2006...Signed by Raiders as a reserve/future free agent, Jan. 3, 2007...Re-signed by Raiders as an exclusive-rights player, March 20, 2008...Re-signed by Raiders as an exclusive-rights player, March 16, 2009...Re-signed by Raiders as a restricted free agent, March 16, 2010...Re-signed by Raiders as a free agent, July 31, 2011.

CAREER: Athletic veteran has handled all long-snapping duties for the Raiders the past seven seasons...Plays critical role in Oakland kicking game, which has featured K Sebastian Janikowski, P Shane Lechler, and P Marquette King...Has earned a pair of Pro Bowl selections (2009, 2011)...Enters 2014 having played in 112 consecutive games.

2013: Played in all 16 games, eclipsing the 100-game mark for his career...Served as special teams captain...Snapped for P Marquette King, who led the NFL with a 48.9-yard average per punt...Marked the third time he has snapped for a league leader in punting (Shane Lechler; 2007 and 2009)...**(9/8) at Ind.:** Played in 100th career game...Credited with an assisted tackle on special teams...**(9/15) vs. Jac.:** Notched a special teams stop for the second straight game...**(9/29) vs. Was.:** Played in 100th consecutive game, all with the Raiders...**(10/13) at KC:** Posted his third special teams tackle of the season, stopping Dexter McCluster on a second-quarter punt...**(10/27) vs. Pit.:** Assisted on a tackle on punt coverage, combining with CB Taiwan Jones to tackle Antonio Brown in the third quarter...**(11/3) vs. Phi.:** Snapped on a season-long 53-yard FG by K Sebastian Janikowski...**(11/10) at NYG:** Recorded a fourth-quarter special teams tackle on punt coverage...**(11/28) at Dal.:** Posted a third-quarter special teams tackle on punt coverage...**(12/29) vs. Den.:** Downed a second-quarter punt on Denver's 11-yard line.

2012: Played in all 16 games...Was perfect on all 137 snaps...Picked up five special teams tackles and recovered a muffed punt...Voted by his teammates as the annual Commitment to Excellence Award winner, which signifies excellence in work ethic, dedication and spirit on and off the field...**(9/10) vs. SD:** Sustained a concussion covering a punt early in second quarter and did not return...**(9/23) vs. Pit.:** Snapped for K Sebastian Janikowski's game-tying and game-ending FGs in fourth quarter of 34-31 win...**(10/21) vs. Jac.:** Voted a game-week captain prior to contest...**(10/28) at KC:** Totaled his second career fumble recovery.



AT A GLANCE

- Athletic veteran has handled all long-snapping duties for the Raiders the last seven seasons, snapping successfully for Pro Bowl specialists Sebastian Janikowski and Shane Lechler, as well as Marquette King, who led the NFL in gross punting in 2013.
- Has earned two trips to the Pro Bowl, in 2009 and 2011.
- Owns 37 career special teams tackles.
- In college, was atop the depth chart at long snapper for 38 straight games at Maryland.
- Was a first-team all-state running back in high school, competing in Central Pennsylvania.

2011: Played in all 16 games for the, adding three solo tackles on special teams...Added to the AFC Pro Bowl roster as a need player...Snapped for Janikowski, who was selected for his first career Pro Bowl...Also snapped for Lechler, who posted the fourth-highest punting average (50.8) in NFL history...Helped Janikowski achieve NFL Special Teams Player of the Month honors in both September and November...**(9/12) at Den.:** In 23-20 win, snapped on three FGs, including Janikowski's NFL-record-tying 63-yarder...Also initiated Lechler's 77-yard punt, tying a franchise mark...**(9/25) vs. NYJ:** Snapped on a 56-yard FG by Janikowski in 34-24 win...**(10/9) at Hou.:** Snapped on three FGs of 50-plus yards (54, 55, 50) by Janikowski, as Oakland tied the NFL single-game record for most FGs of 50-or-more yards...Janikowski's 55-yarder marked the longest kick in Reliant Stadium history...Also snapped on a fake punt advanced 35 yards by RB Rock Cartwright for a key first down in emotional win...**(10/16) vs. Cle.:** Snapped on a fake FG resulting in a 35-yard TD pass from Lechler to TE Kevin Boss, in



24-17 victory...(11/27) vs. **Chi.**: Part of record-setting kicking performances by both Janikowski and Lechler...Snapped on an 80-yard punt by Lechler, longest in franchise history...Also snapped on a team-record six FGs by Janikowski...(12/24) at **KC**: Snapped on the game-winning 36-yard FG by Janikowski in overtime.

2010: Snapped for Janikowski, who set a franchise record with 142 points...Also snapped for Lechler, tabbed for first-team All-Pro honors by the Associated Press...Posted six tackles (five solo), one forced fumble and one fumble recovery on special teams...(9/12) at **Ten.**: Snapped on a season-high 68-yard punt by Lechler...Recorded two special teams tackles...(9/26) at **Ari.**: Snapped on three successful attempts, including a 54-yarder...Recovered a muffed punt that set up a first-quarter FG, and added a special teams tackle...(10/24) at **Den.**: Forced a fumble in punt coverage...Helped set an NFL record by snapping on eight successful extra-point attempts...(10/31) vs. **Sea.**: Snapped on four FGs, including a 49-yarder...(11/7) vs. **KC**: Snapped on three successful FGs, including game-tying 41-yarder with three seconds remaining in regulation, and 33-yard overtime winner...(12/26) vs. **Ind.**: Snapped on four successful FGs, including 59-yard FG that marked the third-longest in Raiders history.

2009: Added to the AFC roster as a need player for Pro Bowl in South Florida...Snapped for Lechler, who posted a 51.1-yard gross average, the second-best mark in NFL history...Tied for third on the team with a career-high 10 special teams tackles...(9/20) at **KC**: Snapped on a 54-yard FG by Janikowski...(10/4) at **Hou.**: Posted two tackles (one solo) on special teams...(11/15) vs. **KC**: Assisted on two tackles on special teams...(11/22) vs. **Cin.**: Part of Janikowski's 33-yard game-winner with 15 seconds left...(12/13) vs. **Was.**: Snapped on a 54-yard FG by Janikowski...(12/20) at **Den.**: Initiated another 54-yard Janikowski FG...(12/27) at **Cle.**: Snapped on Janikowski's 61-yard FG, which set a then-Raiders record and marked the third longest FG in NFL history...(1/3/10) vs. **Bal.**: Successfully snapped on two FGs as Janikowski became the first Raider to reach 1,000 career points.

2008: Played in 16 games, handling all long-snapping duties and collecting four special teams tackles...(9/14) at **KC**: Snapped on a then-franchise-record 56-yard FG by Janikowski...(10/19) vs. **NYJ**: Snapped on Janikowski's 57-yard game-winner, longest overtime FG in NFL annals...(11/16) at **Mia.**: Contributed two special teams tackles...(12/21) vs. **Hou.**: Recorded two tackles on special teams.

2007: Earned roster spot out of training camp and played in all 16 games, handling all snaps and contributing six tackles on special teams...(9/9) vs. **Det.**: Made first appearance as a Raider.

2006: In training camp with New England, was waived on Aug. 21, then signed to Raiders practice squad on Nov. 29.

2005 (with Dal.): Played in three games for Cowboys...Was waived on Sept. 28...(9/11) at **SD**: Made NFL debut.


COLLEGE: Served as Maryland's long snapper and reserve defensive end, helping Terps to Orange, Peach and Gator Bowls...Was atop the depth chart at long snapper for 38 straight games...Became the first pure long snapper to earn Maryland's top special teams honor...Majored in science education.

PERSONAL: Attended Philipsburg-Osceola (Pa.) High School...Named first-team all-state (Pittsburgh Post-Gazette) as a senior after rushing for nearly 1,000 yards and totaling more than 100 tackles, including 13 sacks...Also had three INTs...Unanimous All-Big 8 selection as a running back, linebacker and punter...Nominated for the Big 33 All-Star Game...As a junior, was a first-team all-conference selection at running back, linebacker and punter, after rushing for 1,008 yards and nine TDs while averaging 17 tackles per game...Set school career records in rushing yards (2,700) and tackles (374)...Volunteered his time with the Easter Seals Kaleidoscope After School Program in September 2011...Attended Children's Hospital and Research Center of Oakland - Sports Medicine Center in April 2013...Played in the annual Madden-Mariucci bocce ball tournament in June 2013...Participated in many community events throughout the 2013 season, making appearances at various schools and hospitals.

ADDITIONAL STATISTICS: Special teams tackles – 6 in 2007, 4 in 2008, 7 in 2009, 5 in 2010, 4 in 2011, 5 in 2012, 6 in 2013; NFL totals: 37. Special teams fumble recoveries - 1 in 2012.

JON CONDO'S GAMES PLAYED/STARTED

Year	Team	GP	GS
2005	Dallas	3	0
2007	Oakland	16	0
2008	Oakland	16	0
2009	Oakland	16	0
2010	Oakland	16	0
2011	Oakland	16	0
2012	Oakland	16	0
2013	Oakland	16	0
Totals		115	0



Jack CORNELL

79

TACKLE | 6-5 | 300 | ILLINOIS

ACQUIRED: FA-'13 | NFL EXP.: 1 | RAIDERS EXP.: 1

HOMETOWN: QUINCY, ILL.

BORN: 6/4/89

Signed by Baltimore Ravens as an undrafted free agent, May 11, 2012...Waived by Ravens, Aug. 31, 2012...Re-signed by Ravens to practice squad, Sept. 1, 2012...Signed by Ravens as a reserve/future free agent, Feb. 6, 2013...Waived by Ravens, Aug. 25, 2013...Signed by Oakland Raiders to practice squad, Sept. 11, 2013...Signed by Raiders to active roster, Oct. 5, 2013...Waived by Raiders, Oct. 7, 2013...Re-signed by Raiders to practice squad, Oct. 9, 2013...Signed by Raiders to active roster, Oct. 27, 2013...Waived by Raiders, Oct. 28, 2013...Re-signed by Raiders to practice squad, Oct. 30, 2013...Signed by Raiders to active roster, Nov. 9, 2013...Waived by Raiders, Nov. 11, 2013...Re-signed by Raiders to practice squad, Nov. 13, 2013...Signed by Raiders as a reserve/future free agent, Dec. 30, 2013.

CAREER: Young, versatile offensive lineman who can play both tackle and guard...Spent most of the 2013 season on the Raiders' practice squad after being released by the Ravens in training camp and appeared in one game with Oakland...Was on the Ravens' practice squad for their Super Bowl XLVII victory.

2013: Appeared in one game...Spent most of the season on the Raiders' practice squad...**(11/10)** at NYG: Saw reserve action at guard along the offensive line.

2012 (with Bal.): Spent the entire season on the Ravens' practice squad.

COLLEGE: Played in 29 career games at Illinois, making 19 starts...Was named a team captain as a senior in 2011, when he also was the recipient of the team's Red Grange Award for dedication...Started all 13 games at strong-side guard, helping the Illini produce two rushers (Nathan Scheelhaase and Jason Ford) with at least 600 rushing yards and All-Big Ten WR A.J. Jenkins tally 90 catches for 1,276 yards and eight TDs...Helped Illinois to 518 total yards of offense, including 308 rushing yards, in the win over Indiana...Aided the Illini to 296 rushing yards and 463 total yards of offense against Western Michigan...Played in all 13 games at both guard and tackle as a junior, making six starts at guard...Helped pave the way for the top rushing offense in the Big Ten and the 11th-best in the nation (246.1 yards per game)...The Illini broke school records for points in a season (423) and points per game (32.5), in addition to producing the fourth most total yards (5,162) and second-most rushing yards (3,199) in school history...Aided the Illini offense in recording 559 yards of total offense, including a season-high 519 rushing yards, in the win over Northwestern...Made his first career start at guard against Ohio State...As a sophomore in 2009, played in one game, logging 11 offensive snaps against Illinois State...Played in two games as a redshirt freshman in 2008...Redshirted his true freshman season in 2007...Graduated with a bachelor's degree in communications.

PERSONAL: Prepped at Quincy Notre Dame (Ill.) High School, where he was a two-time IHSA and Chicago Tribune All-State tackle as a junior and senior...Earned 2006 Max Effinger All-American honors and was rated a Top-100 recruit in the Midwest by SuperPrep...Also garnered all-state honors by the Champaign News-Gazette as a junior and senior...Earned three letters in football and four in wrestling.

JACK CORNELL'S GAMES PLAYED/STARTED

Year	Team	GP	GS
2013	Oakland	1	0
Totals		1	0



Jack CRAWFORD

99

DEFENSIVE END | 6-5 | 275 | PENN STATE

ACQUIRED: D5a-'12 | NFL EXP.: 3 | RAIDERS EXP.: 3

HOMETOWN: LONDON, ENGLAND

BORN: 9/7/88

Selected by Oakland Raiders in the fifth round (158th overall) of the 2012 NFL Draft, April 28, 2012.

CAREER: Young defensive lineman who is also a productive special teams contributor...Was originally a Raiders draft pick in 2012...Has played in 19 games, producing 17 tackles (14 solo)...Contributed three special teams tackles in 2013.

2013: Played both inside and outside in second year on the Raiders defensive line...Played in 15 games and totaled 12 tackles (11 solo)...**(9/8) at Ind.:** Recorded one solo tackle in reserve duty...Saw action at both defensive end and defensive tackle...**(9/29) vs. Was.:** Saw significant action on defensive line, establishing a career high with four solo tackles...**(10/6) vs. SD:** Posted two tackles (one solo)...**(11/3) vs. Phi.:** Dropped Nick Foles for a 4-yard loss in the fourth quarter...Play was originally ruled a sack, then reclassified as a tackle on a designed run...**(11/10) at NYG:** Credited with a solo tackle on punt coverage, wrapping up Reuben Randle on a first-quarter punt...**(11/17) at Hou.:** Posted a special teams tackle for the second straight game, recording a stop on punt coverage...Credited with one solo tackle...**(11/24) vs. Ten.:** Assisted on a stop of Chris Johnson for a 2-yard loss in the first quarter...**(12/8) at NYJ:** Credited with two solo tackles on defense.

2012: Played in four games and dressed but did not play in one contest...Inactive for the others...Posted five tackles (three solo)...**(9/23) vs. Pit.:** Made his NFL debut, as a reserve on the line...Posted two stops (one solo)...**(11/18) vs. NO:** Saw fourth-quarter snaps on the defensive line...**(12/23) at Car.:** Saw action at defensive end.

COLLEGE: Played four years at Penn State...As a senior, played and started all 13 games and totaled 42 stops with 7.5 tackles for loss...Added 6.5 sacks, six passes defended and two fumble recoveries...Had six tackles and two sacks against Ohio State...Recorded a season-high seven tackles at Northwestern...Played in 10 games with seven starts as a junior, when he compiled 14 stops, with 4.5 tackles for loss and two sacks...Had two stops at No. 1 Alabama...After missing three games with a foot injury, returned for a comeback win over Northwestern...Recorded a sack at Ohio State and returned to the starting lineup against Indiana...Played on 70 snaps against Florida in the 2011 Outback Bowl...As a sophomore, started every game at defensive end and was among the Big Ten leaders in minus-yardage plays as a sophomore...Ranked ninth in the Big Ten in tackles for loss (14.5) and 10th with 5.5 sacks...Earned honorable-mention all-conference honors...Totaled 31 tackles, and tied for the team lead with two fumble recoveries, along with one forced fumble and three pass breakups...Made first career start, against Akron, recording two tackles for loss and one sack...Had a tackle for loss in Capital One Bowl win over LSU...During his true freshman season, 2008, saw action at defensive tackle and tight end...Totaled four tackles with two pass breakups.

PERSONAL: Attended St. Augustine High School in Longport, N.J. ...Rated No. 15 defensive end in the nation by Scout.com...Also played tight end...Earned all-area and All-Parochial honors...Had 12 TD receptions as a senior...Also played basketball and soccer...Born in London, England...Moved to the United States while in high school before junior year.

ADDITIONAL STATISTICS: Special teams tackles – 3 in 2013.

SINGLE-GAME HIGHS: TACKLES: Total – 4, vs. Was., 9/29/13. Solo – 4, vs. Was., 9/29/13.





JACK CRAWFORD'S CAREER STATISTICS

Year	Team	GP	GS	TACKLES					Yds	INTERCEPTIONS					FUMBLES		
				Tot.	Solo	Asst.	Sacks			No.	Yds	Lg	TD	PD	FF	FR	Yds
2012	Oakland	4	0	5	3	2	0.0	0.0	0.0	0	0	-	0	0	0	0	0
2013	Oakland	15	0	12	11	1	0.0	0.0	0.0	0	0	-	0	0	0	0	0
Totals		19	0	17	14	3	0.0	0.0	0.0	0	0	-	0	0	0	0	0

JACK CRAWFORD GAME-BY-GAME

2013, OAKLAND

Date	Opp.	GP	GS	TACKLES					Yds	No.	INTERCEPTIONS					FUMBLES		
				Tot.	Solo	Asst.	Sacks				Yds	Lg	TD	PD		FF	FR	Yds
9/8	at Ind-L	1	0	1	1	0	0.0	0.0	0.0	0	0	-	0	0	0	0	0	0
9/15	Jac-W			(INACTIVE)														
9/23	at Den-L	1	0	0	0	0	0.0	0.0	0.0	0	0	-	0	0	0	0	0	0
9/29	Was-L	1	0	4	4	0	0.0	0.0	0.0	0	0	-	0	0	0	0	0	0
10/6	SD-W	1	0	2	1	1	0.0	0.0	0.0	0	0	-	0	0	0	0	0	0
10/13	at KC-L	1	0	0	0	0	0.0	0.0	0.0	0	0	-	0	0	0	0	0	0
10/27	Pit-W	1	0	0	0	0	0.0	0.0	0.0	0	0	-	0	0	0	0	0	0
11/3	Phi-L	1	0	1	1	0	0.0	0.0	0.0	0	0	-	0	0	0	0	0	0
11/10	at NYG-L	1	0	0	0	0	0.0	0.0	0.0	0	0	-	0	0	0	0	0	0
11/17	at Hou-W	1	0	1	1	0	0.0	0.0	0.0	0	0	-	0	0	0	0	0	0
11/24	Ten-L	1	0	1	1	0	0.0	0.0	0.0	0	0	-	0	0	0	0	0	0
11/28	at Dal-L	1	0	0	0	0	0.0	0.0	0.0	0	0	-	0	0	0	0	0	0
12/8	at NYJ-L	1	0	2	2	0	0.0	0.0	0.0	0	0	-	0	0	0	0	0	0
12/15	KC-L	1	0	0	0	0	0.0	0.0	0.0	0	0	-	0	0	0	0	0	0
12/22	at SD-L	1	0	0	0	0	0.0	0.0	0.0	0	0	-	0	0	0	0	0	0
12/29	Den-L	1	0	0	0	0	0.0	0.0	0.0	0	0	-	0	0	0	0	0	0
Totals		15	0	12	11	1	0.0	0.0	0.0	0	0	-	0	0	0	0	0	0

2012, OAKLAND

Date	Opp.	GP	GS	TACKLES					Yds	No.	INTERCEPTIONS					FUMBLES		
				Tot.	Solo	Asst.	Sacks				Yds	Lg	TD	PD		FF	FR	Yds
9/10	SD-L			(INACTIVE)														
9/16	at Mia-L			(INACTIVE)														
9/23	Pit-W	1	0	2	1	1	0.0	0.0	0.0	0	0	-	0	0	0	0	0	0
9/30	at Den-L	1	0	2	1	1	0.0	0.0	0.0	0	0	-	0	0	0	0	0	0
10/14	at Atl-L			(INACTIVE)														
10/21	Jac-W			(INACTIVE)														
10/28	at KC-W			(INACTIVE)														
11/4	TB-L			(INACTIVE)														
11/11	at Bal-L			(INACTIVE)														
11/18	NO-L	1	0	1	1	0	0.0	0.0	0.0	0	0	-	0	0	0	0	0	0
11/25	at Cin-L			(INACTIVE - TOE)														
12/2	Cle-L			(INACTIVE - TOE)														
12/6	Den-L			(INACTIVE - TOE)														
12/16	KC-W			(INACTIVE - TOE)														
12/23	at Car-L	1	0	0	0	0	0.0	0.0	0.0	0	0	-	0	0	0	0	0	0
12/30	at SD-L			(DID NOT PLAY)														
Totals		4	0	5	3	2	0.0	0.0	0.0	0	0	-	0	0	0	0	0	0



Juron CRINER

84

WIDE RECEIVER | 6-3 | 220 | ARIZONA

ACQUIRED: D5b-'12 | NFL EXP.: 3 | RAIDERS EXP.: 3

HOMETOWN: LAS VEGAS, NEV.

BORN: 12/12/89

Selected by Oakland Raiders in the fifth round (168th overall) of the 2012 NFL Draft, April 28, 2012.

CAREER: Young receiver was part of General Manager Reggie McKenzie's first draft class in 2012...Career totals include 13 games played with 19 receptions for 183 yards...Missed most of the 2013 season with a shoulder injury...Played in 12 games his rookie season, catching 16 passes for 151 yards.

2013: Was inactive for the first seven games before making his season debut in Week 9...Played in one game and totaled three receptions for 32 yards on the year...Placed on the reserve/injured list on Nov. 23...(11/3) **vs. Phi.:** Made his season debut, posting three receptions for 32 yards and making a key downfield block on WR Rod Streater's 66-yard catch-and-run.

2012: Played in 12 games, catching 16 passes for 151 yards (9.4 avg.) with one TD...(9/10) **vs. SD:** Made his NFL debut...(9/30) **at Den.:** Made the first catch of his NFL career, a 13-yarder...(11/4) **vs. TB:** Hauled in a two-point conversion late in the fourth quarter, pulling the Raiders within three...(11/11) **at Bal.:** Matched his season total entering the game with two receptions, including a 13-yard screen late in first quarter...(11/18) **vs. NO:** Totaled a career-high three receptions, including his first NFL TD, a three-yarder in the fourth quarter...(12/2) **vs. Cle.:** Posted a career-high four catches for 26 yards.

COLLEGE: Played four years at Arizona...Saw action in 50 games with 31 starts...Totaled 209 receptions for 2,859 yards and 32 TDs...Added 125 yards on 17 rushing attempts...Finished fourth in school history in career receptions, fourth in career receiving yards, and third in single-season receiving yards with 1,233 in 2010...Set the school's career record in TD receptions, tying for second in Pac-12 Conference history...Recorded 82 receptions in 2010 to rank fourth on the single-season program list...Earned All-Pac-12 Conference second-team honors from The NFL Draft Report as a senior...Started 11 games and led team with 75 catches for 956 yards and 11 TDs...Totaled 10 receptions for 101 yards with three TDs against UCLA...Had 11 receptions the following week against Washington, totaling 116 yards and two TDs...



Finished with nine catches for 134 yards, including a game-winning 23-yard TD reception, against Arizona State...As a junior, earned All-American second-team honors from The NFL Draft Report, CBS Sports and Sports Illustrated...An All-Pac-10 first-team pick, led the conference and ranked 19th in the nation with an average of 6.3 receptions per game...Average of 94.8 receiving yards per contest also led the conference and placed seventh nationally...Led the team with a career-high 82 receptions, the fourth-highest total in a season by a Wildcat...Had 1,233 receiving yards and tied a program record with 11 TDs...Totaled 12 catches for 179 yards and a TD against Oregon State...As a sophomore, played in all 13 games and ranked second on the team with 45 receptions for 582 yards and nine TDs...Appeared in 13 games as a true freshman...Majored in family studies and human development.

PERSONAL: Attended Canyon Springs High School in Las Vegas, Nev. ...Two-time all-state selection as a wide receiver...Named to the Las Vegas Sun All-Decade Team in January 2010...Also selected first-team Class 4A All-Sunrise Region...Prep Star All-West choice...Led the state with 58 receptions for 1,631 yards and 25 TDs as a senior year...Also the team's leading scorer with 172 points, including 10 two-point conversion catches in 2007...As a junior, credited with 36 catches for 788 yards...Also lettered in basketball... Name is pronounced jurr-AHN CRY-ner.



ADDITIONAL STATISTICS: Two-point conversions – 1, vs. TB, 11/4/12.

SINGLE-GAME HIGHS: RECEIVING: Receptions – 4, vs. Cle., 12/2/12. Yards – 32, vs. Phi., 11/3/13. Long – 20, vs. Phi., 11/3/13. Touchdowns – 1, vs. NO, 11/18/12.

JURON CRINER'S CAREER STATISTICS

Year	Team	GP	GS	RECEIVING					Att.	RUSHING				TOTAL OFFENSE
				Rec.	Yds	Avg.	Lg	TD		Yds	Avg.	Lg	TD	
2012	Oakland	12	0	16	151	9.4	17	1	0	0	-	-	0	151
2013	Oakland	1	0	3	32	10.7	20	0	0	0	-	-	0	32
Totals		13	0	19	183	9.6	20	1	0	0	-	-	0	183


JURON CRINER GAME-BY-GAME

2013, OAKLAND

Date	Opp.	GP	GS	Rec.	Yds	Avg.	Lg	TD	Att.	Yds	Avg.	Lg	TD	TOTAL OFFENSE
9/8	at Ind-L													
9/15	Jac-W													
9/23	at Den-L													
9/29	Was-L													
10/6	SD-W													
10/13	at KC-L													
10/27	Pit-W													
11/3	Phi-L	1	0	3	32	10.7	20	0	0	0	-	-	0	32
11/10	at NYG-L													
11/17	at Hou-W													
11/24	Ten-L													
11/28	at Dal-L													
12/8	at NYJ-L													
12/15	KC-L													
12/22	at SD-L													
12/29	Den-L													
Totals		1	0	3	32	10.7	20	0	0	0	-	-	0	32

2012, OAKLAND

Date	Opp.	GP	GS	Rec.	Yds	Avg.	Lg	TD	Att.	Yds	Avg.	Lg	TD	TOTAL OFFENSE
9/10	SD-L	1	0	0	0	-	-	0	0	0	-	-	0	0
9/16	at Mia-L													
9/23	Pit-W													
9/30	at Den-L	1	0	2	29	14.5	16	0	0	0	-	-	0	29
10/14	at Atl-L	1	0	0	0	-	-	0	0	0	-	-	0	0
10/21	Jac-W	1	0	0	0	-	-	0	0	0	-	-	0	0
10/28	at KC-W	1	0	0	0	-	-	0	0	0	-	-	0	0
11/4	TB-L	1	0	0	0	-	-	0	0	0	-	-	0	0
11/11	at Bal-L	1	0	2	26	13.0	13	0	0	0	-	-	0	26
11/18	NO-L	1	0	3	23	7.7	13	1	0	0	-	-	0	23
11/25	at Cin-L	1	0	3	23	7.7	11	0	0	0	-	-	0	23
12/2	Cle-L	1	0	4	26	6.5	8	0	0	0	-	-	0	26
12/6	Den-L	1	0	2	24	12.0	17	0	0	0	-	-	0	24
12/16	KC-W	1	0	0	0	-	-	0	0	0	-	-	0	0
12/23	at Car-L													
12/30	at SD-L													
Totals		12	0	16	151	9.4	17	1	0	0	-	-	0	151



Trent EDWARDS

5

QUARTERBACK | 6-4 | 230 | STANFORD

ACQUIRED: FA-'14 | NFL EXP.: 6 | RAIDERS EXP.: 1

HOMETOWN: LOS GATOS, CALIF.

BORN: 10/30/83

Selected by Buffalo Bills in the third round (92nd overall) of the 2007 NFL Draft...Waived by Bills, Sept. 27, 2010...Claimed via waivers by Jacksonville Jaguars, Sept. 28, 2010...Signed as an unrestricted free agent by Oakland Raiders, July 30, 2011...Released by Raiders, Sept. 3, 2011...Signed with Philadelphia Eagles, Feb. 23, 2012...Released by Eagles, April 16, 2013...Signed by Chicago Bears, Aug. 18, 2013...Released by Bears, Aug. 30, 2013...Signed by Raiders as a reserve/future free agent, Jan. 2, 2014.

CAREER: Veteran quarterback returns to the Silver and Black following stints with the Buffalo Bills, Jacksonville Jaguars and Philadelphia Eagles...Has appeared in 38 games (33 starts) and totaled 6,033 passing yards on 563-of-929 passing with 26 TDs and 30 INTs over his career...Owns an 11-2 record (min. 20 attempts) when posting a quarterback rating of 80.0 or higher and is 5-1 when his rating eclipses the 100.0 mark (min. 20 attempts)...In his rookie year (2007), made nine starts – the most of any rookie that year – and earned Pro Football Weekly/PFWA All-Rookie Team honors as well as a 2007 Gil Brandt All-Rookie Team selection.

2013 (with Chi.): Spent the latter half of training camp with the Bears after signing with the team on Aug. 18...Was released at the end of camp.

2012 (with Phi.): Spent most of the season backing up Michael Vick and Nick Foles...Appeared in one game, the season finale at NYG, throwing for 14 yards on 2-of-2 passing.

2011: Was with the Raiders during training camp after signing with the team on July 30...Released in final roster reduction.

2010 (with Buf. and Jac.): Started the season with the Bills before being waived on Sept. 27 and claimed by the Jaguars the following day, where he spent the rest of the season...Started the first two games of the season for Buffalo, throwing for 241 yards on 29-of-52 passing with one TD and two INTs...Appeared in three games (one start) for Jacksonville, completing 26-of-49 passes for 280 yards with one TD and three INTs...**(1/2/11) at Hou.:** Made his first and only start with the Jaguars, throwing for 140 yards on 12-of-25 passing with one TD and two INTs.

2009 (with Buf.): Played in eight games (seven starts) and threw for 1,169 yards on 110-of-183 passing with six TDs and seven INTs...Became the eighth quarterback in Bills history to eclipse 5,000 career passing yards...Recorded the first back-to-back multi-TD performances of his career when he posted two scores on Sept. 14 at New England and Sept. 20 vs. Tampa Bay...**(9/14) at NE:** Posted his highest quarterback rating of the season (114.1) in the season opener...Threw for 212 yards on 15-of-25 passing with two TDs...**(9/20) vs. TB:** Threw for a season-high 230 yards in the Bills' home opener, a 33-20 victory...Added two TD passes...**(10/4) at Mia.:** Threw for 192 yards, eclipsing 5,000 career yards in the process.

2008 (with Buf.): Enjoyed the best season of his career, setting career highs in games played (14), games started (14), completions (245), attempts (374), passing percentage (65.5 percent), passing yards (2,699), TDs (11) and quarterback rating (85.4)...Ranked third in the NFL with a 106.3 passer rating in the fourth quarter and sixth in the league in completion percentage (65.5)...**(9/14) at Jac.:** Posted a quarterback rating of 119.8, completing 20-of-25 passes for 239 yards and one TD...Set a new team record for consecutive pass completions with 16 in a row by starting out 10-of-10...Led the team on a fourth-quarter game-winning drive to seal the victory...**(9/21) vs. Oak.:** Led the team to a second-straight fourth-quarter comeback, posting 17 points in the final frame to earn the victory...Set a career high with 39 attempts...**(10/19) vs. SD:** Set a career high with 25 completions and set a Bills franchise record for completion percentage (83.3) after completing 25-of-30 passes...Added 261 passing yards and one TD...**(11/2) vs. NYJ:** Set a career high with 289 passing yards and completed 24-of-35 passes and one TD...**(11/23) at KC:** Posted a career-high 121.0 quarterback rating in the victory, throwing for 273 yards on 24-of-32 passing with two TDs.

AT A GLANCE

- Returns to the Raiders after having been with the team in training camp in 2011.
- Owns an 11-2 record (min. 20 attempts) when posting a quarterback rating of 80.0 or higher and is 5-1 when his rating eclipses the 100.0 mark (min. 20 attempts).
- Made nine starts, the most of any rookie in 2007, and earned 2007 Pro Football Weekly/PFWA All-Rookie Team honors as well as a 2007 Gil Brandt All-Rookie Team selection.
- Played college football locally at Stanford, and ranks sixth on Stanford's career lists in pass completions (487) and attempts (865), as well as seventh in passing yards (5,429), total offense (5,628) and TD passes (36), and 10th in career completion percentage (.563).
- Grew up in the Bay Area, attending Los Gatos High School, where he helped the Wildcats win back-to-back Central Coast Section Division III championships.



2007 (with Buf.): Made nine starts, the most of any rookie that season, and earned 2007 Pro Football Weekly/Pro Football Writers Association All-Rookie Team honors and a Gil Brandt All-Rookie Team selection...Became the first Bills rookie to post five victories in a season since 1973...His rookie season ranked second in completions (151), attempts (269), yards (1,630) and TDs (seven) at the time...Teamed with RB Marshawn Lynch (1,115 rushing yards) to become just the fourth quarterback-running back duo to reach 1,000 passing yards and 1,000 rushing yards in a season since 1970...(9/23) at NE: Made his NFL debut after the starter, J.P. Losman, was injured on the game's opening drive...(9/30) vs. NYJ: Made his first NFL start and completed 22-of-30 passes for 234 yards and one TD...Completed 78.6 percent of his passes for the highest percentage for a Bills quarterback in his first start...Became the first Bills rookie quarterback to win his first start since 1973...(12/9) vs. Mia.: Threw for 165 yards on 11-of-23 passing and a career-high four TDs...His three first-half passing TDs made him the first rookie quarterback to accomplish the feat since 1971.

COLLEGE: Ranked sixth on Stanford's career record list with 487 completions of 865 passes...Ranked seventh all-time in Stanford history with 5,429 yards passing, 36 TDs and 5,628 yards in total offense...His 62.7 pass completion percentage in 2005 remains 10th on Stanford's season record list...His career pass completion percentage of 56.3 also ranks 10th all-time...Recipient of the Irving S. Zeimer Memorial Award as the team's Most Valuable Player in 2005...Graduated with a degree in political science.

PERSONAL: Attended Los Gatos High School...Rated one of the top quarterback prospects by almost every recruiting publication in 2001...Named CCS Player of the Year by the San Jose Mercury News, first-team All-State by Cal-Hi Sports, All-League, DeAnza League MVP and All-CSS...Set a state record with a 78.1 completion percentage...Won back-to-back Central Coast Section Division III championships.

SINGLE-GAME HIGHS: PASSING: Attempts – 39, vs. Oak., 9/21/08. Completions – 25, vs. SD, 10/19/08. Yards – 289, vs. NYJ, 11/2/08. Touchdowns – 4, vs. Mia., 12/9/07. Interceptions – 3, three times; last: vs. Mia., 9/12/10. Long – 70t, vs. Mia., 12/9/07.

TRENT EDWARDS' CAREER STATISTICS

Year	Team	GP	GS	Att.	Cmp.	Yds	Pct.	PASSING					Rtng	RUSHING				
								Yds/Att.	TD	Int.	Lg	Sk/Lst		Att.	Yds	Avg.	Lg	TD
2007	Buffalo	10	9	269	151	1,630	56.1	6.06	7	8	70t	12/105	70.4	14	49	3.5	14	0
2008	Buffalo	14	14	374	245	2,699	65.5	7.22	11	10	65	23/143	85.4	36	117	3.3	15t	3
2009	Buffalo	8	7	183	110	1,169	60.1	6.39	6	7	46	23/139	73.8	14	106	7.6	20	0
2010	Buf./Jac.	5	3	101	55	521	54.5	5.16	2	5	44t	11/95	54.9	14	58	4.1	14	0
2012	Philadelphia	1	0	2	2	14	100.0	7.00	0	0	8	0/0	95.8	0	0	-	-	0
Totals		38	33	929	563	6,033	60.6	6.49	26	30	70t	69/482	75.5	78	330	4.2	20	3

TRENT EDWARDS GAME-BY-GAME

2010, BUFFALO/JACKSONVILLE

Date	Opp.	GP	GS	Att.	Cmp.	Yds	Pct.	PASSING					Rtng	RUSHING				
								Yds/Att.	TD	Int.	Lg	Sk/Lst		Att.	Yds	Avg.	Lg	TD
9/12	Mia-L	1	1	34	18	139	52.9	4.1	1	0	31t	3/23	73.0	2	12	6.0	8	0
9/19	at GB-L	1	1	18	11	102	61.1	5.7	0	2	21	4/40	37.0	3	12	4.0	7	0
9/26	at NE-L	0	0	(DID NOT PLAY)														
10/3	Ind-W	0	0	(INACTIVE)														
10/10	at Buf-W	0	0	(DID NOT PLAY)														
10/18	Ten-L	1	0	24	14	140	58.3	5.8	0	2	21	2/16	40.3	5	16	3.2	5	0
10/24	at KC-L	1	0	0	0	0	-	-	0	0	0	0/0	-	0	0	-	-	0
10/31	at Dal-W	0	0	(DID NOT PLAY)														
11/14	Hou-W	0	0	(DID NOT PLAY)														
11/21	Cle-W	0	0	(DID NOT PLAY)														
11/28	at NYG-L	0	0	(DID NOT PLAY)														
12/5	at Ten-W	0	0	(DID NOT PLAY)														
12/12	Oak-W	0	0	(DID NOT PLAY)														
12/19	at Ind-L	0	0	(DID NOT PLAY)														
12/26	Was-L	0	0	(DID NOT PLAY)														
1/2/11	at Hou-L	1	1	25	12	140	48.0	5.6	1	1	44	2/16	62.1	4	18	4.5	14	0
Totals		5	3	101	55	521	54.5	5.2	2	5	44	11/95	54.9	14	58	4.1	14	0



TRENT EDWARDS GAME-BY-GAME

2009, BUFFALO


PASSING															RUSHING				
Date	Opp.	GP	GS	Att.	Cmp.	Yds	Pct.	Yds/Att.	TD	Int.	Lg	Sk/Lst	Rtng	Att.	Yds	Avg.	Lg	TD	
9/14	at NE-L	1	1	25	15	212	60.0	8.48	2	0	30	4/26	114.1	2	25	12.5	16	0	
9/20	TB-W	1	1	31	21	230	67.7	7.42	2	1	43t	2/10	97.5	3	24	8.0	20	0	
9/27	NO-L	1	1	35	20	156	57.1	4.46	0	1	18	4/27	56.4	2	13	6.5	11	0	
10/4	at Mia-L	1	1	26	14	192	53.8	7.38	1	3	39	6/32	51.0	0	0	-	0	0	
10/11	Cle-L	1	1	31	16	152	51.6	4.90	0	1	35	2/9	52.1	4	40	10.0	20	0	
10/18	at NYJ-W	1	1	5	5	43	100.0	8.60	0	0	12	1/5	102.5	0	0	-	0	0	
10/25	at Car-W	(INACTIVE - HEAD)																	
11/1	Hou-L	(INACTIVE - HEAD)																	
11/15	at Ten-L	1	1	28	18	185	64.3	6.61	1	1	46	2/11	80.2	3	4	1.3	2	0	
11/22	at Jac-L	(DID NOT PLAY)																	
11/29	Mia-W	(DID NOT PLAY)																	
12/3	NYJ-L	(DID NOT PLAY)																	
12/13	at KC-W	(DID NOT PLAY)																	
12/20	NE-L	1	0	2	1	-1	50.0	-0.50	0	0	-1	2/19	56.2	0	0	-	0	0	
12/27	at Atl-L	(INACTIVE - ANKLE)																	
1/3/10	Ind-W	(INACTIVE - ANKLE)																	
Totals		8	7	183	110	1,169	60.1	6.39	6	7	46	23/139	73.8	14	106	7.6	20	0	

2008, BUFFALO

Date	Opp.	GP	GS	Att.	Cmp.	Yds	Pct.	PASSING						RUSHING				
								Yds/Att.	TD	Int.	Lg	Sk/Lst	Rtng	Att.	Yds	Avg.	Lg	TD
9/7	Sea-W	1	1	30	19	215	63.3	7.17	1	0	41	1/2	95.8	1	-1	-1.0	-1	0
9/14	at Jac-W	1	1	25	20	239	80.0	9.56	1	0	37	3/29	119.8	1	-1	-1.0	-1	0
9/21	Oak-W	1	1	39	24	279	61.5	7.15	1	1	34	3/17	81.0	2	9	4.5	5	0
9/28	at StL-W	1	1	25	15	197	60.0	7.88	1	1	49	4/31	81.6	5	8	1.6	11	0
10/5	at Ari-L	1	1	3	3	18	100.0	6.00	0	0	13	0/0	91.7	0	0	-	-	0
10/19	SD-W	1	1	30	25	261	83.3	8.70	1	0	22	0/0	114.0	4	6	1.5	12	0
10/26	at Mia-L	1	1	35	21	227	60.0	6.49	0	1	33	2/7	67.2	4	17	4.3	9	0
11/2	NYJ-L	1	1	35	24	289	68.6	8.26	1	2	42	5/27	79.3	1	-1	-1.0	-1	0
11/9	at NE-L	1	1	23	13	120	56.5	5.22	1	2	15	2/12	49.2	0	0	-	-	0
11/17	Cle-L	1	1	26	16	148	61.5	5.69	1	3	22	0/0	50.3	3	7	2.3	4	1
11/23	at KC-W	1	1	32	24	273	75.0	8.53	2	0	51	0/0	121.0	6	38	6.3	15t	2
11/30	SF-L1	1	21	10	112	47.6	5.33	0	0	24	0/0	64.0	3	5	1.7	3	0	
12/7	Mia-L	(DID NOT PLAY)																
12/14	at NYJ-L	(DID NOT PLAY)																
12/21	at Den-W	1	1	25	17	193	68.0	7.72	1	0	65	1/5	104.2	2	10	5.0	11	0
12/28	NE-L	1	1	25	14	128	56.0	5.12	0	0	18	2/13	70.1	4	20	5.0	9	0
Totals		14	14	374	245	2,699	65.5	7.22	11	10	65	23/143	85.4	36	117	3.3	15t	3

2007, BUFFALO

Date	Opp.	GP	GS	Att.	Cmp.	Yds	Pct.	PASSING						RUSHING					
								Yds/Att.	TD	Int.	Lg	Sk/Lst	Rtng	Att.	Yds	Avg.	Lg	TD	
9/9	Den-L							(DID NOT PLAY)											
9/16	at Pit-L							(DID NOT PLAY)											
9/23	at NE-L	1	0	20	10	97	50.0	4.85	0	1	21	1/9	43.1		1	0	0.0	0	0
9/30	NYJ-W	1	1	28	22	234	78.6	8.36	1	1	27	2/16	98.5		1	-1	-1.0	-1	0
10/8	Dal-L	1	1	31	23	176	74.2	5.68	0	1	23	3/28	74.1		1	6	6.0	6	0
10/21	Bal-W	1	1	21	11	153	52.4	7.29	0	1	54	2/14	56.2		0	0	-	-	0
10/28	at NYJ-W	1	1	21	14	130	66.7	6.19	0	1	17	1/4	63.6		1	2	2.0	2	0
11/4	Cin-W							(INACTIVE - WRIST)											
11/11	at Mia-W							(INACTIVE - WRIST)											
11/18	NE-L							(DID NOT PLAY)											
11/25	at Jac-L							(DID NOT PLAY)											
12/2	at Was-W	1	1	36	22	257	61.1	7.14	0	0	54	0/0	82.8		2	4	2.0	4	0
12/9	Mia-W	1	1	23	11	165	47.8	7.17	4	0	70t	0/0	111.4		2	2	1.0	3	0
12/16	at Cle-L	1	1	33	13	124	39.4	3.76	0	0	21	0/0	50.6		1	12	12.0	12	0
12/23	NYG-L	1	1	26	9	161	34.6	6.19	2	3	42	3/34	42.8		2	7	3.5	8	0
12/30	at Phi-L	1	1	30	16	133	53.3	4.43	0	0	24	0/0	65.0		3	17	5.7	14	0
Totals		10	9	269	151	1,630	56.1	6.06	7	8	70t	12/105	70.4		14	49	3.5	14	0



DJ HAYDEN

25

CORNERBACK | 5-11 | 190 | HOUSTON

ACQUIRED: D1-'13 | NFL EXP: 2 | RAIDERS EXP.: 2

HOMETOWN: HOUSTON, TEXAS

BORN: 6/27/90

Selected by Oakland Raiders in the first round (12th overall) of the 2013 NFL Draft, April 25, 2013.

2013: Played in eight games with two starts before having rookie season cut short due to a groin injury...Saw significant action on the outside in nickel situations...Recorded 29 tackles (23 solo), one INT, two passes defended and one forced fumble...Placed on injured reserve on Nov. 20...**(9/8) at Ind.:** Made NFL debut, seeing action at cornerback in nickel situations...Credited with three solo tackles...Also saw action as a gunner on punt coverage...**(9/15) vs. Jac.:** Posted six tackles (five) and first career pass defended...**(9/23) at Den.:** Made first career start...Saw extensive action, totaling six tackles (two)...**(10/6) vs. SD:** Recorded first career INT, picking off Philip Rivers in the end zone late in the fourth quarter, essentially clinching a Raiders victory...Also tied a season high with six tackles (five)...Credited with a pass defended...**(10/13) at KC:** Forced a third-quarter fumble with a hit on Donnie Avery inside the Raiders' 10-yard line...Fumble was recovered by S Charles Woodson...Added two solo tackles...**(10/27) vs. Pit.:** Credited with five solo tackles...**(11/3) vs. Phi.:** Made second start of the season...Posted one solo tackle.

AT A GLANCE

- Played in eight games during his rookie year, posting 29 tackles and one INT before suffering a season-ending groin injury in November.
- Played in 22 games with 21 starts in two years at Houston after transferring from Navarro Junior College.
- As a senior at Houston, suffered a season-ending injury when he tore his inferior vena cava from a collision in practice.
- Earned first-team All-Conference USA honors despite playing in just nine games as a senior.
- Helped lead Navarro Junior College to the 2010 NJCAA National Championship.

COLLEGE: Played two years at Houston after transferring from Navarro Junior College in Corsicana, Texas...Garnered All-Conference USA honors in each of his two seasons at Houston...Played in 22 games with 21 starts before having his senior season cut short due to an injury to his inferior vena cava, suffered in a practice collision...Recorded six INTs, 127 tackles (90 solo), one sack, 11 tackles for loss, six forced fumbles, three fumble recoveries and 19 passes defended in two seasons...As a senior, started all nine games in which he appeared...Earned first-team All-Conference USA honors despite missing last portion of the season due to his injury...Ranked second on the team with four INTs and eight passes defended...Returned two of four INTs for TDs, including a 75-yard return at SMU and a 95-yard return vs. UTEP...Had two INTs vs. UTEP...Also picked off a pass and forced a fumble at UCLA...Recorded a fumble recovery vs. UAB...Posted a career-high 10 tackles vs. Louisiana Tech and had nine-tackle games against North Texas and UAB...Named Conference USA Defensive Newcomer of the Year as a junior...Named second-team All-Conference USA...Led team with 11 passes defended and finished fifth on team with two INTs...Forced a team-high five fumbles...Forced a fumble in each of the season's final five games...Recovered two fumbles...Had eight tackles for loss and one sack...Returned an INT 54 yards for a score at UAB...Posted two tackles for loss in the 2012 TicketCity Bowl victory over Penn State...Had five tackles, two tackles for loss, one forced fumble and one fumble recovery vs. Rice...Had nine tackles against Marshall and eight stops each against Tulsa and Southern Mississippi...Helped lead Navarro Junior College to the 2010 NJCAA national championship...Played in 11 games, posting 35 tackles (33) as a sophomore...Ranked No. 41 on Rivals.com's top-50 junior college players...Had three INTs, including one return for a TD...Registered six passes defended...Played in 10 games as a freshman, totaling 23 tackles...Majored in sociology.



...Had nine-tackle games against North Texas and UAB...Named Conference USA Defensive Newcomer of the Year as a junior...Named second-team All-Conference USA...Led team with 11 passes defended and finished fifth on team with two INTs...Forced a team-high five fumbles...Forced a fumble in each of the season's final five games...Recovered two fumbles...Had eight tackles for loss and one sack...Returned an INT 54 yards for a score at UAB...Posted two tackles for loss in the 2012 TicketCity Bowl victory over Penn State...Had five tackles, two tackles for loss, one forced fumble and one fumble recovery vs. Rice...Had nine tackles against Marshall and eight stops each against Tulsa and Southern Mississippi...Helped lead Navarro Junior College to the 2010 NJCAA national championship...Played in 11 games, posting 35 tackles (33) as a sophomore...Ranked No. 41 on Rivals.com's top-50 junior college players...Had three INTs, including one return for a TD...Registered six passes defended...Played in 10 games as a freshman, totaling 23 tackles...Majored in sociology.

PERSONAL: Attended Fort Bend Elkins High School in Missouri City, Texas...Played four years of basketball...Participated in various Play 60 events and Toys for Tots as a rookie in 2013.



SINGLE-GAME HIGHS: TACKLES: Total – 6, three times; last: vs. SD, 10/6/13. Solo – 5, two times; last: vs. SD, 10/6/13. Interceptions – 1, vs. SD, 10/6/13. Passes defended – 1, two times; last: vs. SD, 10/6/13. Forced fumbles – 1, at KC, 10/13/13.


DJ HAYDEN'S CAREER STATISTICS

Year	Team	GP	GS	TACKLES					Yds	INTERCEPTIONS					FUMBLES		
				Tot.	Solo	Asst.	Sacks			No.	Yds	Lg	TD	PD	FF	FR	Yds
2013	Oakland	8	2	29	23	6	0.0	0.0		1	0	0	0	2	1	0	0
Totals		8	2	29	23	6	0.0	0.0		1	0	0	0	2	1	0	0

DJ HAYDEN GAME-BY-GAME

2013, OAKLAND

Date	Opp.	GP	GS	TACKLES					Yds	INTERCEPTIONS					FUMBLES		
				Tot.	Solo	Asst.	Sacks			No.	Yds	Lg	TD	PD	FF	FR	Yds
9/8	at Ind-L	1	0	3	3	0	0.0	0.0		0	0	-	0	0	0	0	0
9/15	Jac-W	1	0	6	5	1	0.0	0.0		0	0	-	0	1	0	0	0
9/23	at Den-L	1	1	6	2	4	0.0	0.0		0	0	-	0	0	0	0	0
9/29	Was-L	1	0	0	0	0	0.0	0.0		0	0	-	0	0	0	0	0
10/6	SD-W	1	0	6	5	1	0.0	0.0		1	0	0	0	1	0	0	0
10/13	at KC-L	1	0	2	2	0	0.0	0.0		0	0	-	0	0	1	0	0
10/27	Pit-W	1	0	5	5	0	0.0	0.0		0	0	-	0	0	0	0	0
11/3	Phi-L	1	1	1	1	0	0.0	0.0		0	0	-	0	0	0	0	0
11/10	at NYG-L																
11/17	at Hou-W																
11/24	Ten-L																
11/28	at Dal-L																
12/8	at NYJ-L																
12/15	KC-L																
12/22	at SD-L																
12/29	Den-L																
Totals		8	2	29	23	6	0.0	0.0		1	0	0	0	2	1	0	0



Andre HOLMES

18

WIDE RECEIVER | 6-4 | 210 | HILLSDALE

ACQUIRED: W-'13 (NE) | NFL EXP.: 3 | RAIDERS EXP.: 2

HOMETOWN: ELK GROVE, ILL.

BORN: 6/16/88

Signed by Minnesota Vikings as an undrafted free agent, July 27, 2011...Waived by Vikings, Aug. 29, 2011...Signed by Dallas Cowboys to practice squad, Sept. 5, 2011...Promoted by Cowboys to active roster, Dec. 9, 2011...Waived by Cowboys, Nov. 24, 2012...Re-signed by Cowboys to practice squad, Nov. 27, 2012...Signed by New England Patriots as a reserve/future free agent, Jan. 21, 2013...Waived by Patriots, May 10, 2013...Claimed via waivers by Oakland Raiders, May 13, 2013.

CAREER: An Oakland waiver-wire acquisition following the 2013 draft...Saw his first significant offensive action in 2013, posting career highs in catches (25) and yards (431)...Has played in 17 career games (four starts) with 27 receptions for 442 yards and one TD... Made the Cowboys' season-opening roster in 2012, caught his first two passes, and provided solid contributions on special teams, including an onside-kick recovery before being waived and re-signed to the practice squad.

2013: Spent the first four games of the season on the reserve/suspended list before being added to the active roster...Recorded his first reception as a Raider in Week 11 at Houston...Made his first NFL start on Nov. 24 vs. Tennessee...Enjoyed a breakout season, posting 25 catches for 431 yards and one TD...**(10/13) at KC:** Saw his first action of the season and made his Raider debut...**(11/10) at NYG:** Saw action on offense and on special teams...Recovered a fumble on the game's opening kickoff and returned it 22 yards to set up the Raiders' first TD drive...**(11/17) at Hou.:** Saw action at wide receiver and recorded his first reception as a Raider, a 33-yard leaping catch...**(11/24) vs. Ten.:** Started at wide receiver and recorded two receptions for 32 yards, including a 16-yarder in the third quarter to set up a Raiders FG...**(11/28) at Dal.:** Posted his best game as a pro, hauling in seven catches for 136 yards...Recorded three catches of at least 20 yards (21, 24, 35)...**(12/8) at NYJ:** Started at wide receiver and totaled three catches for 63 yards...Hauled in a 40-yard pass from QB Matt McGloin in the second quarter, getting Oakland out from inside its own 10-yard line...**(12/15) vs. KC:** Recorded four catches for 58 yards and one TD...His six-yard TD on the Raiders' first drive of the second half was the first TD reception of his career...**(12/22) at SD:** Recorded team highs with five catches and 71 yards...Had a strong fourth quarter, hauling in four catches for 60 yards.

AT A GLANCE

- Enters 2014 as one of only two players in the NFL from Hillsdale College.
- In 2012, became the sixth player from Hillsdale to play in an NFL game, joining G Howard Mudd (1964-70), HB Bruce McLenna (1966), K Chester Marcol (1972-80), WR Nate Johnson (1980) and T Jared Veldheer (2010-13).
- Posted a career year in 2013, totaling 25 receptions for 431 yards and one TD.
- Father, Kevin, helped DePaul's basketball team to four NCAA tournament appearances in the 1980s.
- Won the triple jump at his conference championships with Hillsdale's track team in 2007.



2012 (with Dal.): Played in his first seven NFL games, primarily on special teams...Caught two passes for 11 yards (5.5 avg.) and added two coverage tackles...Waived on Nov. 24 and re-signed three days later to team's practice squad, where he finished the season...**(9/5) at NYG:** Made his NFL debut in the league's Wednesday-night opener...On the opening kickoff, made the season's first tackle...**(10/1) vs. Chi.:** Made his first NFL reception, converting a third down with a 7-yard reception from QB Kyle Orton on a late TD drive...**(10/14) at Bal.:** With 30 seconds left and Dallas trailing 31-29, recovered his team's onside kick at the Cowboys' 46-yard line.

2011 (with Dal.): Spent the final four weeks of his rookie season on the Cowboys' 53-man roster, but did not play...Initially signed with Cowboys on Sept. 5...Entered the NFL with Minnesota as an undrafted free agent and was waived at the end of training camp.

COLLEGE: A three-year starter and four-year letterman at Division II Hillsdale College...Garnered first-team all-conference honors three consecutive years...An All-American as a 2010 senior, turned in the most productive receiving season in the program's 119-year football history, with single-season school records



in both receptions (104) and receiving yards (1,368), averaging 114.0 per game...Started all 12 games and helped lead his team to the first round of the NCAA playoffs and in his college swan song recorded a Hillsdale-record 16 catches, for 208 yards and two TDs, in a loss to St. Cloud State...As a 2009 junior, had 1,076 yards on 77 receptions...Became a starter as a sophomore after playing in all 11 games as a redshirt freshman...Also lettered in track and won the outdoor triple jump at the 2007 Greater Lakes Intercollegiate Athletic Conference championships.

PERSONAL: Started one season as a wide receiver at James B. Conant High School in Hoffman Estates, Ill., helping lead the Cougars to a playoff berth...Father, Kevin Holmes, played college basketball for DePaul from 1982-86, helping the Blue Demons to four NCAA tournament appearances.

ADDITIONAL STATISTICS: Special teams tackles – 2 in 2013. Special teams fumble recoveries – 1 in 2013.

SINGLE-GAME HIGHS: RECEIVING: Receptions – 7, at Dal., 11/28/13. Yards – 136, at Dal., 11/28/13. Long – 40, at Dal., 11/28/13. Touchdowns – 1, vs KC, 12/15/13.

ANDRE HOLMES' CAREER STATISTICS

Year	Team	GP	GS	RECEIVING					TD	RUSHING					TOTAL OFFENSE
				Rec.	Yds	Avg.	Lg	TD		Att.	Yds	Avg.	Lg	TD	
2011	Dallas	0	0	0	0	-	-	0	0	0	0	-	-	0	0
2012	Dallas	7	0	2	11	5.5	7	0	0	0	0	-	-	0	11
2013	Oakland	10	4	25	431	17.2	40	1	0	0	0	-	-	0	431
Totals		17	4	27	442	16.4	40	1	0	0	0	-	-	0	442


ANDRE HOLMES GAME-BY-GAME

2013, OAKLAND

		RECEIVING							RUSHING					TOTAL
Date	Opp.	GP	GS	Rec.	Yds	Avg.	Lg	TD	Att.	Yds	Avg.	Lg	TD	OFFENSE
9/8	at Ind-L				(RESERVE/SUSPENDED)									
9/15	Jac-W				(RESERVE/SUSPENDED)									
9/23	at Den-L				(RESERVE/SUSPENDED)									
9/29	Was-L				(RESERVE/SUSPENDED)									
10/6	SD-W				(EXEMPT)									
10/13	at KC-L	1	0	0	0	-	-	0	0	0	-	-	0	0
10/27	Pit-W	1	0	0	0	-	-	0	0	0	-	-	0	0
11/3	Phi-L				(INACTIVE - HAMSTRING)									
11/10	at NYG-L	1	0	0	0	-	-	0	0	0	-	-	0	0
11/17	at Hou-W	1	0	1	33	33.0	33	0	0	0	-	-	0	33
11/24	Ten-L	1	1	2	32	16.0	16	0	0	0	-	-	0	32
11/28	at Dal-L	1	0	7	136	19.4	35	0	0	0	-	-	0	136
12/8	at NYJ-L	1	1	3	63	21.0	40	0	0	0	-	-	0	63
12/15	KC-L	1	1	4	58	14.5	28	1	0	0	-	-	0	58
12/22	at SD-L	1	0	5	71	14.2	24	0	0	0	-	-	0	71
12/29	Den-L	1	1	3	38	12.7	22	0	0	0	-	-	0	38
Totals		10	4	25	431	17.2	40	1	0	0	-	-	0	431

2012, DALLAS

Date	Opp.	GP	GS	RECEIVING					TD	Att.	RUSHING				TOTAL OFFENSE
				Rec.	Yds	Avg.	Lg	TD			Yds	Avg.	Lg	TD	
9/5	at NYG-W	1	0	0	0	-	-	0	0	0	0	-	-	0	0
9/16	at Sea-L			(INACTIVE)											
9/23	TB-W	1	0	0	0	-	-	0	0	0	0	-	-	0	0
10/1	Chi-L	1	0	1	7	7.0	7	0	0	0	0	-	-	0	7
10/14	at Bal-L	1	0	0	0	-	-	0	0	0	0	-	-	0	0
10/21	at Car-W	1	0	0	0	-	-	0	0	0	0	-	-	0	0
10/28	NYG-L			(INACTIVE)											
11/4	at Atl-L			(INACTIVE)											
11/11	at Phi-W	1	0	0	0	-	-	0	0	0	0	-	-	0	0
11/18	Cle-W			(INACTIVE)											
11/22	Was-L	1	0	1	4	4.0	4	0	0	0	0	-	-	0	4
12/2	Phi-W			(PRACTICE SQUAD)											
12/9	at Cin-W			(PRACTICE SQUAD)											
12/16	Pit-W			(PRACTICE SQUAD)											
12/23	NO-L			(PRACTICE SQUAD)											
12/30	at Was-L			(PRACTICE SQUAD)											
Totals		7	0	2	11	5.5	7	0	0	0	0	-	-	0	11



Austin HOWARD

77

GUARD/TACKLE | 6-7 | 330 | NORTHERN IOWA
ACQUIRED: UFA-'14 (NYJ) | NFL EXP.: 5 | RAIDERS EXP.: 1
HOMETOWN: DAVENPORT, IOWA
BORN: 3/22/87

Signed by Philadelphia Eagles as an undrafted free agent, April 26, 2010...Waived by Eagles, Sept. 3, 2011...Signed by Baltimore Ravens to practice squad, Sept. 6, 2011...Signed by New York Jets to active roster, Nov. 23, 2011...Re-signed by Jets as a restricted free agent, April 15, 2013...Signed by Oakland Raiders as an unrestricted free agent, March 12, 2014.

CAREER: Veteran offensive lineman enters his first season with the Raiders after signing with the team in the offseason... Has played 36 games with 33 starts over his four-year career, and started all 32 games over the past two seasons for the New York Jets...Signed with the Jets from the Baltimore Ravens' practice squad in 2011...Originally entered the league as an undrafted free agent with the Philadelphia Eagles in 2010.

2013 (with NYJ): Started at right tackle in all 16 games for the second straight season and helped block for the sixth-best rushing offense in the league...**(9/22) vs. Buf.:** Blocked for two 100-yard receivers, a 100-yard rusher and 300-yard passer while not allowing a sack...**(10/20) vs. NE:** Helped team churn out 177 yards on 52 carries, including 34 rushes for 104 yards from RB Chris Ivory...**(11/3) vs. NO:** Paved the way for a season-high 198 yards rushing on 36 carries (5.5 avg.) by the offense...**(12/22) vs. Cle.:** Helped offense gain 422 total yards, including a season-high 208 on the ground, and did not allow a sack of QB Geno Smith...**(12/29) at Mia.:** Part of an offensive line that did not allow a sack for a second consecutive game...Helped offense register 374 total yards, including 154 on the ground.

2012 (with NYJ): Started all 16 games, only missing one offensive snap...Earned the starting right tackle job after a strong performance in training camp...Helped block for QB Mark Sanchez as he threw for 300 yards in three games...Helped RB Shonn Greene gain more than 1,000 yards for the second consecutive season and score a career-high eight TDs...**(9/9) vs. Buf.:** Made his Jets debut helping the offense tally 48 points, the most in Jets history for a season opener...Held the Bills' defense without a sack for the first time since 2011...**(9/23) at Mia.:** Helped Sanchez as he went over 300-yards passing for the first time on the season, throwing for 306 yards and one TD...**(10/14) vs. Ind.:** Helped block for Shonn Greene's seventh-career game of 100-or-more yards, as Greene set a career-high with 161 yards rushing and tied a career-best three TDs as part of a rushing offense that gained 252 total yards on 44 attempts on the ground...**(10/21) at NE:** Helped protect Sanchez as he went over 300 yards passing for the seventh time in his career with 28 completions on 41 attempts for 328 yards, one TD and a 90.3 rating...**(11/22) vs. NE:** Blocked for Sanchez as he threw for 301 yards and one TD, his third 300-yard game of the season...**(12/2) vs. Ari.:** Helped block for Greene's eighth-career game of 100-or-more yards with 24 carries for 104 yards...**(12/9) at Jac.:** Paved the way for 166-yards rushing and two TD runs.

2011 (with Phi., Bal. and NYJ): Spent the offseason with the Eagles before being waived at the end of training camp...Signed to the Ravens' practice squad in September...Was signed to the Jets' active roster in November, but was inactive for the final six weeks of the season.

2010 (with Phi.): Made the team as an undrafted free agent and saw action in four games...**(10/24) at Ten.:** Made NFL debut...**(1/2/11) vs. Dal.:** Made first career start at left tackle.

COLLEGE: Began his collegiate career at Northern Iowa as a blocking tight end, before switching to left tackle as a sophomore in 2008...Named to the 2009 American Football Coaches Association's FCS All-American team...Also recognized as second-team All-Missouri Valley Football Conference, helping guide the Panthers offense to a No.

AT A GLANCE

- Joined the Raiders as an unrestricted free agent in 2014.
- Started all 32 games over the past two seasons for the Jets after winning the right tackle job in training camp in 2012.
- Joined the Jets in 2011 from the Ravens' practice squad.
- Began his collegiate career as a tight end at Northern Iowa, where he also played basketball.





1 ranking in the MVFC in total offense, passing efficiency and sacks allowed...Started 10-of-11 games at left tackle in 2009, anchoring a unit that ranked seventh in the country in sacks allowed, giving up only 10 for the season...In 2008, earned a second-team All-Missouri Valley Football Conference selection after starting all 15 games at left tackle, as the team boasted a running game that averaged nearly 200 yards per game, and allowed just 12 sacks...Started all 13 games at tight end in 2007, hauling in five passes for 38 yards and a TD on the season...After a redshirt season in 2005, saw action in 10 games in 2006 as a blocking tight end...In 2005-06, played basketball on the UNI basketball team, a squad that was a No. 10 seed in the NCAA Tournament...Majored in criminology.

PERSONAL: Attended Central High School in Davenport, Iowa, earning second-team all-state honors...A team captain, led the Blue Devils with 15 catches for 243 yards and four TDs...Earned the 2012 Kyle Clifton Good Guy Award, which recognizes exceptionally consistent willingness, cooperation and professionalism in daily interaction with the various departments in the Jets organization...His four siblings, Aaron, Amy, Ashley and Marcel, all attended Iowa State...Aaron and Marcel were both members of the football team at ISU...His oldest brother, Marcel, played for the Detroit Lions before a wrist injury shortened his career...Plays the cello.

ADDITIONAL STATISTICS: Miscellaneous tackles – 1 in 2012, 1 in 2013; NFL totals: 2.

AUSTIN HOWARD'S GAMES PLAYED/STARTED

Year	Team	GP	GS
2010	Philadelphia	4	1
2011	Baltimore/NY Jets	0	0
2012	NY Jets	16	16
2013	NY Jets	16	16
Totals		36	33



Sebastian JANIKOWSKI

11

KICKER | 6-1 | 260 | FLORIDA STATE

ACQUIRED: D1-'00 | NFL EXP.: 15 | RAIDERS EXP.: 15

HOMETOWN: DAYTONA BEACH, FLA.

BORN: 3/2/78

Selected by Oakland Raiders in the first round (17th overall) of the 2000 NFL Draft, April 15, 2000.

CAREER: A record-setting kicker with outstanding leg strength and accuracy, is the Raiders' all-time leading scorer with 1,489 points...Tied a then-NFL record with a 63-yard FG at Denver on Sept. 12, 2011...Tied an NFL single-game mark with three FGs of 50 yards or longer at Houston on Oct. 9, 2011...Set a team record with six FGs vs. Chicago on Nov. 27, 2011...Selected to first Pro Bowl in 2011 and was an alternate in 2012...In 2012, became one of just nine kickers in NFL history to make at least 91.2 percent of his FGs during a season while being perfect from 49 yards or less...Set franchise record with 142 points in 2010...Also kicked the third-longest FG in NFL history with a 61-yarder at Cleveland on Dec. 27, 2009...Received All-Pro recognition from Sports Illustrated in 2009...Has led the team in scoring in each of his 14 seasons...Has played in 220 games and seven postseason contests, including Super Bowl XXXVII...Owns the highest FG percentage in Raiders history at 79.9...Has made 345-of-432 FG attempts and is 454 of 457 (99.3 percent) on PATs...Has topped the century mark in scoring in eight of his 14 professional seasons...Set an NFL record for longest overtime FG, a 57-yarder vs. the Jets on Oct. 19, 2008...Also set a Raiders record with a 76-yard FG attempt vs. San Diego on Sept. 28, 2008...Tied an NFL record with four FGs in one quarter at Chicago on Oct. 5, 2003...Has kicked five FGs in a game three times: vs. Denver on Oct. 29, 2000, at Chicago on Oct. 5, 2003 and at Minnesota on Nov. 18, 2007...Just the fifth kicker ever drafted in the first round of the NFL Draft.

AT A GLANCE

- Last name is pronounced jan-ah-COW-skee.
- Owner of the second-longest FG in NFL history (63 yards).
- Has played in 220 games and seven postseason contests, including Super Bowl XXXVII.
- Currently Raiders all-time leading scorer with 1,489 career points, and has led the team in scoring in each of his 14 seasons.
- Has kicked 13 career game-winning FGs.
- Enters 2014 with 45 FGs of 45-or-more yards, good for second all-time and an active streak of 165 successful PATs, having last missed a PAT Dec. 14, 2008, vs. New England.
- Tied a then-NFL record with a 63-yard FG, at Denver in 2011.
- Also in 2011, tied an NFL single-game mark with three FGs of 50 yards or longer.
- Turned down various pro soccer contract offers to play football at Florida State, after playing just one season of high-school football.



2013: Reached the 100-point plateau for the fourth-straight season and the eighth time in his career...Moved into second place on the Raiders all-time service list with 220 games in a Raider uniform...Connected on 21-of-30 FG attempts with a long FG of 53 yards...Was a perfect 37-for-37 on PAT attempts, extending his streak of consecutive extra points to 165...**(9/8) at Ind.:** Played in 205th career game, moving into a tie with Dave Dalby (1972-85) for fourth place on Raiders' all-time service list...Was 1-for-2 on FG attempts, hitting a 38-yarder...Miss came from 48 yards out, his first miss from less than 50 yards since the 2011 season...**(9/15) vs. Jac.:** Hit 4-of-5 FG attempts...Only miss came from 35 yards out, his first miss from under 40 yards in 54 attempts...**(10/6) vs. SD:** Good on two FG attempts, hitting from 47 and 50 yards out...50-yarder came in the fourth quarter, giving Raiders a 10-point lead late in the contest...**(10/13) at KC:** Played in his 210th career game with the Raiders, moving into a tie for third place with Pro Football Hall of Famer Jim Otto on the team's all-time games played list...**(10/27) vs. Pit.:** Moved into sole possession of third place on the Raiders' all-time games played list with his 211th career appearance in Silver and Black...Good on all three PAT attempts...**(11/3) vs. Phil.:** Was a perfect 2-for-2 on FG attempts, including a season-long 53-yarder at the end of the first half...**(11/10) at NYG:** Good



on two FG attempts, hitting from 33 and 24 yards out...Also had four touchbacks on kickoffs...(11/24) vs. Ten.: Was 4-of-6 on FG attempts, hitting from 52, 48, 24 and 42 yards out...Tied a franchise record with six FG attempts...(11/28) at Dal.: Kicked a 45-yard FG with 0:35 remaining in regulation to cut the Dallas lead to seven points...Good on all three PAT attempts...(12/8) at NYJ: Played in his 217th career game, moving into a tie with Hall of Famer Gene Upshaw for second place on the Raiders' all-time service list...Connected on FGs of 41 and 40 yards after missing a 52-yarder in the first half...(12/15) vs. KC: Moved into sole possession of second place on the Raiders' all-time chart with his 218th career game...Good on a 34-yard FG in the first quarter and perfect on four extra-point attempts...(12/22) at SD: Connected on FGs from 20 and 42 yards.

2012: Played in all 16 games...A first-level alternate for the Pro Bowl and second-team All-Pro (CBSSports.com), enjoyed arguably the best season by a kicker in Raiders history, missing only three of his 34 FG attempts: 51-, 61- and 64-yarders...Was one of just nine kickers in NFL history to hit at least 91.2 percent of his FGs during a season while perfect from 49 yards or less...Scored 118 points, including a perfect 25-for-25 on PATs...Named AFC Special Teams Player of the Month for October...(9/10) vs. SD: Hit an important 51-yard FG to get Oakland on the board in the first quarter...(9/23) vs. Pit.: Kicked a 43-yard FG as time expired, his 12th career game-winning kick, giving Oakland a dramatic 34-31 win...On previous drive, booted a 32-yarder to knot the game at 31...(10/14) at Atl.: Connected on a 52-yard FG and posted four touchbacks...(10/21) vs. Jac.: Converted 4-of-5 FG tries, his lone miss from 64 yards at the end of regulation in attempt to break the NFL record...Hit the game-ender from 40 yards out, the 13th game-winning kick of his career...(10/28) at KC: Improved his outstanding career numbers at Arrowhead Stadium with four FGs in 26-16 win...(12/2) vs. Cle.: Became the ninth player in franchise history to play 200 games in a Raiders uniform...Booted a 51-yarder in the second quarter to give him 40 career FGs of at least 50, tying Morten Andersen for third on the NFL's all-time list...(12/16) vs. KC: Earned his seventh career AFC Special Teams Player of the Week award...Was the only player to score a point, nailing five of six FGs in 15-0 triumph...With his 42nd career FG of 50-plus yards, surpassed No. 3 Morten Anderson (40) and matched John Kasay for No. 2 on the NFL's all-time list, trailing an active Jason Hanson...Hit multiple 50-yard FGs for the fourth time in his career (also at Ten., 10/28/07, vs. Ind., 12/26/10 and at Hou., 10/9/11), connecting from 57 and 50...His 57-yarder, a season best, came on the last play of the first half.

2011: Selected to first career Pro Bowl after another record-breaking season...Scored 129 points, marking the third-highest single-season total in franchise history...Good on 31-of-35 FG attempts, also the third-highest single-season total in franchise history...Was a perfect 36-for-36 on PATs...Was 7-of-10 on FG attempts of more than 50 yards, his most successful kicks ever from that distance...Had a career-high 32 touchbacks...Named AFC Special Teams Player of the Month in both September and November...Earned AFC Special Teams Player of the Week honors following Week 1, Week 5 and Week 12...(9/12) at Den.: Kicked three FGs, matching the then-NFL record with a 63-yarder just before halftime...Named AFC Special Teams Player of the Week...(9/25) vs. NYJ: Hit 2-of-3 FG attempts, including a 54-yarder...Only miss was on a 56-yard attempt...(10/9) at Hou.: Kicked four FGs, including three from 50-plus yards to tie an NFL record...FGs came from 54, 55, 50 and 42 yards, in emotional win one day after passing of Owner Al Davis...Earned AFC Special Teams Player of the Week honors...(10/23) vs. KC: Inactive due to injury, missing first game since the 2001 season...(11/20) at Min.: Went 2-for-3 on FG attempts...Had FG attempt blocked for the first time since 2007...(11/27) vs. Chi.: Set franchise record with six FGs, breaking his own record, five...Accounted for 19 of team's points in 25-20 victory...FGs came from 40, 47, 42, 19, 37 and 44 yards out...(12/24) at KC: Went 3-for-4 on FGs, including a game-winner in overtime from 36 yards out...Only miss came on a 59-yard attempt.

2010: Set Raiders record with 142 points, snapping Jeff Jaeger's 1993 mark of 132...Hit 33-of-41 FG attempts, both of which rank second on the Raiders' single-season list...Had 29 touchbacks to set a then-career high and rank second in the NFL...Perfect on 43 PAT attempts...(9/12) at Ten.: Good on 2-of-3 FG attempts...Only miss was on a 53-yard attempt...(9/26) at Ari.: Kicked three FGs on six attempts, including a 54-yarder in the first quarter...Tied a career high with six FG attempts...(10/24) at Den.: Part of a record-breaking offensive performance, setting modern-day NFL records with eight PATs and eight touchbacks on kickoffs...(11/7) vs. KC: Kicked a 41-yard FG with three seconds remaining in regulation to tie the game, then booted a 33-yard FG in overtime to give the Raiders a 23-20 victory...(12/19) vs. Den.: Had first career punt attempt, in second quarter, booting a 33-yarder in place of an injured Shane Lechler...(12/26) vs. Ind.: Kicked four FGs, including 51- and 59-yarders.

2009: Played in all 16 games...Named All-Pro by Sports Illustrated...Led the team in scoring with 95 points...Good on 26-of-29 FG attempts, making 15 from 40 yards or longer...One of just two NFL kickers to make six FGs of 50 yards or longer...Set a then-franchise record with a 61-yard FG...Converted all 17 PATs...Tied for sixth in the NFL with 17 touchbacks...(11/15) vs. KC: Missed first FG attempt of the season, from 47 yards, after converting first 13 kicks...(11/22) vs. Cin.: Made 2-of-3 FG attempts, including a 33-yarder to win the game at the end of regulation...Only miss was from 57 yards out...(12/13) vs. Was.: Was 2-for-3 on FGs (34 and 54)...Only miss was on a 66-yard attempt, the second-longest of his career...(12/20) at Den.: Good on FGs of 28 and 54 yards...Tied a season high with four touchbacks...(12/27) at Cle.: Converted all three FG attempts, including a then-franchise-record 61-yarder at the end of the first half, then the third-longest in NFL history...Eclipsed previous career long of 57 yards, set in 2008...(1/3/10) vs. Bal.: Kicked a 39-yard FG that gave him 1,000 career points.





2008: Played in all 16 games...Led the team in scoring with 97 points...Made 24-of-30 FG attempts...Converted 25-of-26 PATs...Set a then-Raiders record with a 56-yard FG, against the Chiefs...Broke his own franchise distance record and set an NFL mark for longest overtime FG with a 57-yarder, against the Jets...Tied for second in the NFL with 22 touchbacks...Also collected two special teams tackles...**(9/14) at KC:** Made three FGs, including a then-Raiders record 56-yarder in the first quarter...**(9/28) vs. SD:** Good on 3-of-4 FG attempts, his only miss a 76-yarder, a Raiders record for longest attempt...**(10/12) at NO:** Went 1-for-3 on FG attempts...Misses came on attempts of 57 and 59 yards...**(10/19) vs. NYJ:** Made 3-of-4 attempts, including a career-long and then-Raiders record 57-yarder to win the game in OT...Attempt marked the longest overtime FG in NFL history...Named AFC Special Teams Player of the Week...**(11/9) vs. Car.:** Went 2-for-3 on FG attempts, and broke the Raiders career scoring record with a 45-yard FG in the third quarter, increasing his career points total to 865 and eclipsing the Raiders record of 863 set by Pro Football Hall of Famer George Blanda.

2007: Played in all 16 games...Led the team in scoring with 97 points...Made 23-of-32 FGs...Perfect in PATs (28-for-28)...**(9/9) vs. Det.:** Pushed a Detroit return man out of bounds on a kickoff...**(9/23) vs. Cle.:** Made all four of his FG attempts, including a 48-yard FG in the fourth quarter that proved to be the difference...**(11/4) vs. Hou.:** Nearly connected on a 64-yard attempt, which would've established the NFL record...**(11/11) vs. Chi.:** Went 2-for-2 on FG attempts, including a 52-yarder to give the Raiders a fourth-quarter lead...**(11/18) at Min.:** Went 5-for-5 on FG attempts, four of which were 42 yards or longer.

2006: Played in all 16 games...Led team in scoring for the seventh straight season, with 70 points...Connected on 18-of-25 FG attempts with a long of 55...Recorded three special teams tackles...**(11/12) vs. Den.:** Good on two FGs, including a 55-yarder that tied his own Raiders record.

2005: Played in all 16 games...Led the team in scoring with 90 points...Connected on 20-of-30 FG attempts and was perfect on 30 PATs...Kicked off 70 times and put 22 in the end zone, with 11 touchbacks...**(10/2) vs. Dal.:** Made all four FG attempts, including two of more than 40 yards...Kicked a season-long 49-yard FG and accounted for 13 points in a 19-13 victory...Earned AFC Special Teams Player of the Week honors...**(10/30) at Ten.:** Connected on both FG attempts (22, 32) and was perfect on four extra points...Kicked off seven times, putting six into the end zone (four touchbacks), in 34-25 win...**(11/6) at KC:** Perfect on three FG attempts (32, 49 and 48), all in the first half...Kicked off six times...His "pooch" kicks helped limit Kansas City's return specialist to just 15.8 yards per return...**(11/20) at Was.:** Kicked the game-winning FG from 19 yards out in the fourth quarter.

2004: Played in all 16 games...Led the team in scoring for the fifth consecutive year, topping the century mark for the fourth time in five years (106 points)...Recorded the third-most accurate season of his career, connecting on 89.3 percent of his FG attempts (25-of-28), while going 31-for-32 on extra points...Kicked off 76 times, putting 27 into the end zone (12 touchbacks)...Also kicked two game-winning FGs on the year...**(9/19) vs. Buf.:** His 33-yard FG with 2:27 remaining proved to be the game-winner...Also recorded one tackle...**(9/26) vs. TB:** Kicked a 39-yard FG, the 100th of his career...**(10/24) vs. NO:** Scored a season-high 14 points, hitting all four FGs (28, 42, 44 and 40) and two PATs...Kicked off seven times and put three in the end zone with two touchbacks...**(11/7) at Car.:** Perfect on two FG attempts, connecting from 26 yards in the first quarter and on a game-winning 19-yarder with just six seconds left in the game...**(12/12) at Atl.:** Connected on a season-long 52-yard FG in the first quarter, his longest since making a then-career long 55-yarder on 11/2/03 at Detroit...**(12/19) vs. Ten.:** Connected on his only FG attempt (42 yards) in the fourth quarter and was perfect on five PATs...Kicked off seven times, putting a season-high four into the end zone, with two touchbacks.

2003: Played in all 16 games and led the team in scoring with 94 points...Converted 88.0 percent (22-for-25) of FG attempts...**(9/14) vs. Cin.:** Converted all three FG attempts (26, 39 and 40), including the game-winner...**(10/5) at Chi.:** Converted on 5-of-6 FG attempts, tying a personal franchise best for FGs made and attempted...Made FGs from 32, 33, 36, 39 and 49 yards with one blocked...Missed his first PAT of his career, snapping a streak of 147 straight...**(11/2) at Det.:** Converted 2-of-3 FG attempts, including a then-franchise-record 55 yards.

2002: Played in all 16 games and scored 128 points, the third-highest total in team history and first in the AFC...Posted then-career highs in FG attempts with 33 and FGs made with 26...Also set then-career highs in kickoffs (97), kickoffs into the end zone (48) and touchbacks (22)...His touchback total led the NFL...Finished the season by making 18 of his last 20 FGs...**(9/29) vs. Ten.:** Had nine kickoffs with seven going into the end zone, and six touchbacks...**(10/6) at Buf.:** Had eight kickoffs, with six going into the end zone, and five touchbacks...**(10/27) at KC:** Had a 44-yard attempt blocked, the first of his career...**(12/2) vs. NYJ:** Converted four FG attempts (23, 29, 36 and 48 yards)...**Postseason: (1/12/03) vs. NYJ:** Converted 3-of-4 FG attempts (29, 31 and 34) in AFC Divisional playoff...**(1/19/03) vs. Ten.:** Connected on both FG attempts, from 32 and 43 yards, in AFC Championship...Made all five PATs...**Super Bowl XXXVII (1/26/03) vs. TB:** Made only FG attempt, from 40 yards.

2001: Played in 15 games, missing the final regular season contest...Had 111 points to lead the team...Connected on 23-of-28 FG attempts, then the most successful attempts by a Raider since Cole Ford hit 24 in 1996...Earned AFC Special Teams Player of the Month in September...Converted all 42 PATs to rank first in the AFC and fourth in the NFL...Had 12 touchbacks, tied for second in the NFL...**(9/9) at KC:** Connected on a game-winning 31-yarder with 15 seconds remaining...Connected from 37 yards with 2:22 remaining, a game-winning kick...**(12/15) at SD:** Kicked a game-winning 31-yard FG with 1:11 remaining...**Postseason: (1/12/02) vs. NYJ:** Connected on all three FG attempts (21, 41 and 45) in AFC Wild Card game...**(1/19/02) at NE:** Connected on two FGs, from 38 and 45 yards, in snowy AFC Divisional Playoff game.



2000: As a rookie, had a team-high 112 points to rank fifth in the AFC and ninth in the NFL...The 112 points were the most scored by a Raider since 1993 (Jeff Jaeger, 132)...Had 14 touchbacks, good for second in the NFL...Connected on 22-of-32 FGs...Tied for first in the AFC by making a then-career long 54-yard FG...Connected on all 46 PATs, most by a Raider since 1983 (Chris Bahr, 51)...**(9/10) at Ind.:** Made first career FG, from 24 yards out...**(10/15) at KC:** Kicked a game-winning 43-yard FG...**(10/29) at SD:** Connected on five FGs, tying Jaeger's franchise record...Converted on a 54-yarder to tie George Fleming (10/1/61) and Jaeger (10/4/92) for then-longest in club history. **Postseason: (1/6/01) vs. Mia.:** Connected on 2-of-3 FGs, from 33 and 36 yards, in the AFC Divisional playoff...**(1/14/01) vs. Bal.:** Connected on a 24-yard FG in AFC Championship.

COLLEGE: In only three seasons at Florida State, finished ranked second on the school's career scoring list with 324 points...A consensus first-team All-American in 1999...Won a pair of Lou Groza Awards, given to the nation's top kicking specialist, after his sophomore and junior seasons...As a junior, led the team in scoring with 116 points, the third-highest season total in school history...Connected on 23-of-30 FGs and all 47 PAT attempts...As a sophomore, garnered All-American recognition from the Associated Press, Football Writer's Association and Football News...Set school and ACC records with 27 FGs in a season...Made 27 of his 32 attempts (84.4 percent)...Led the nation with an average of 2.25 FGs per game...As a freshman in 1997, led the Seminoles in scoring with 85 points...Was elected into the Florida State Athletics Hall of Fame in September 2013...Majored in general studies.

PERSONAL: Played just one year of high school football, his senior season at Seabreeze High School in Daytona Beach, Fla. ...Nailed a career-long 60-yarder against Palatka, which was also the second-longest FG in state history...Also hit FGs from 56, 53 and 51 yards...Had just two kickoffs returned, and 80 percent went through the end zone...First-team All-USA selection (USA Today) and also earned All-American accolades...Selected to play in the Florida-Georgia All-Star Game...Scored a state record 69 goals as a senior for the school's soccer team...Former member of the Polish national under-17 soccer team...Turned down various pro soccer contract offers in South America to enroll at Florida State...Last name is pronounced jan-ah-COW-skee.

ADDITIONAL STATISTICS: Punting – 1-33, vs. Den., 12/19/10. Special teams tackles – 3 in 2001, 3 in 2002, 1 in 2003, 2 in 2004, 4 in 2006, 2 in 2007, 2 in 2008, 1 in 2009; NFL total: 18.

SINGLE-GAME HIGHS: FGS: Attempted – 6, six times; last: vs. Ten., 11/24/13. Made – 6, vs. Chi., 11/27/11. Long – 63, at Den., 9/12/11. Longest attempted – 76, vs. SD, 9/28/08. EXTRA POINTS: Attempted – 8, at Den., 10/24/10. Made – 8, at Den., 10/24/10. KICKOFFS: Most – 10, at Den., 10/24/10. Touchbacks – 8, at Den., 10/24/10.

KICK BY KICK

2000: (41N) (50N,24G) (19G,49N) (37G,31G) (23G,35G,41N,35N) (47N,59N,47G,43G) (32G) (40G,40G,54G,29G,42N,24G) () () (49G) (24G,35G) (40G,42G,44N) (32G) (25G,50N) (42G)
Postseason: (36G,33G,58N) (24G)

2001: (43G,42G,36G,31G) (42G,25G,45G) (20G) () (39G,42G,59N,37G) (42G,32G) (31G) (52G,37G) (24G,25G) () (41B,24G) () (20G,31G) (40N,35G,33N,42N) (28G) ()
Postseason: (21G,41G,45G) (38G,45G)

2002: (27G) (41G,45G,46N,27G) (28G) () (43G,32G,35N) (27N,48N) (44B,32G) (42G,23G) (47G,32G) (39G,49B,28G) (37G,51G) (23G,48G,36G,29G) (51G,49N,20G) (26G,38G,45G) () (27G)
Postseason: (29G,28N,34G,31G) (43G,32G) (40G)

2003: (47G,47G) (40G,26G,39G) (41G) (23G,46G) (36G,39G,32G,33G,47B,49G) () (27G) (55N,55G,24G) (22G) (52N) (41G) (46G,48G) () (37G,23G) () ()
2004: (28G,38G) (21G,33G) (23G,40G,46N,39G) (35N,50G) () (35G) (28G,42G,44G,40G) () (26G,19G) (31G) (48N) (27G,36G) (52G) (42G) (40G,45G,46G) (35G,27G)
2005: (43N) (29G,50N) (49N,28G,26G,37N) (30G,23G,49G,43G) () (25G) (22G,32G) (32G,49G,48G) (45N,40G) (30G,45N,25G,19G) () (37G,61N) (42G,29N) (51N,46B) (43G) ()
2006: () (34G,51G) () (33G,36G) (54N,47G) (19G,49N,39G) (51G,22G) (49N,29G,45G,38G) (29G,39G) (20G,25G,20G) (24G) (37G,35N) () (41N,42G,47G,39G) () (24G,34G) (29G,44N,28G) (35G,22G,35G)
2007: (50B,46N,57N) (38G,52N) (32G,22G,23G,48G) () () (37G) (50G,43G,54G) (64N,22G) (37G,52G) (42G,30G,42G,49G,52G) (25G,54G) (58N,38G,35N,44G) (44N) () (41G) (49N,53G)
2008: () (56G,25G,40G) (23G,35G,32G) (22G,28G,76N,32G) (24G,57N,59N) (29G,40N,37G,57G) (22G) () (38G,45G,58N) (21G,46N,37G) (26G) (25G,51G) () () (33G,30G) (25G)
2009: (37G,35G) (48G,54G) (48G) (46G,33G) () (29G,46G) () (48G,41G,28G) (50G,45N) (57N,52G,33G) () (48G,43G) (34G,66N,54G) (54G,28G) (44G,34G,61G) (37G,39G)
2010: (34G,30G,53N) (46N,38G,41G,22G) (22G,54G,41N,23G,58N,32N) (39G) (50G,30G) (27G,24G,40G) (31G) (31G,36G,45N,22G,49G) (47N,23G,41G,33G) (41G) (30G) () (26G) (49G,35G,47G) (59G,38G,54N,51G,45G) (38G) (37G,21G,63G) () (56N,54G,49G) (28G,26G) (54G,55G,50G,42G) (48G) () (48G) (23G) (29G,26G,49B) (40G,47G,42G,19G,37G,44G) () () (46G,51G,65B) (28G,59N,31G,36G) (52G,43G,27G,32G)
2011: (51G,19G) (25G,27G) (32G,43G) (38G,24G) (52G,22G) (21G,33G,31G,64N,40G) (36G,35G,29G,32G) (29G) (32G,47G) (40G) (55G) (51G,61N) () (20G,50G,51N,57G,30G,41G) (21G,31G) ()
2012: (48N,38G) (35N,46G,30G,29G,29G) () (52N) (47G,50G) (51N) () (24G,53G) (33G,24G) (54N) (52G,48G,24G,32N,48N,42G) (45G) (52N,41G,40G) (34G) (20G,42G) (42N)


SEBASTIAN JANIKOWSKI'S NFL STATISTICS

Year	Team	GP	FG	Field Goals				XP	XPA	PAT		Points
				FGA	Pct.	Lg	Blk			Pct.	Blk	
2000	Oakland	14	22	32	68.8	54	0	46	46	100.0	0	112
2001	Oakland	15	23	28	82.1	52	1	42	42	100.0	0	111
2002	Oakland	16	26	33	78.8	51	2	50	50	100.0	0	128
2003	Oakland	16	22	25	88.0	55	1	28	29	96.6	0	94
2004	Oakland	16	25	28	89.3	52	0	31	32	96.9	1	106
2005	Oakland	16	20	30	66.7	49	1	30	30	100.0	0	90
2006	Oakland	16	18	25	72.0	55	0	16	16	100.0	0	70
2007	Oakland	16	23	32	71.9	54	1	28	28	100.0	0	97
2008	Oakland	16	24	30	80.0	57	0	25	26	96.2	1	97
2009	Oakland	16	26	29	89.7	61	0	17	17	100.0	0	95
2010	Oakland	16	33	41	80.5	59	0	43	43	100.0	0	142
2011	Oakland	15	31	35	88.6	63	2	36	36	100.0	0	129
2012	Oakland	16	31	34	91.2	57	0	25	25	100.0	0	118
2013	Oakland	16	21	30	70.0	53	0	37	37	100.0	0	100
Totals		220	345	432	79.9	63	8	454	457	99.3	2	1,489

FIELD GOALS

Year	Team	1-19	Pct.	20-29	Pct.	30-39	Pct.	40-49	Pct.	50+	Pct.
2000	Oakland	1/1	100.0	6/6	100.0	6/7	85.7	8/14	57.1	1/4	25.0
2001	Oakland	0/0	-	7/7	100.0	9/10	90.0	6/9	66.7	1/2	50.0
2002	Oakland	0/0	-	10/11	90.9	7/8	87.5	7/12	58.3	2/2	100.0
2003	Oakland	0/0	-	6/6	100.0	6/6	100.0	9/10	90.0	1/3	33.3
2004	Oakland	1/1	100.0	7/7	100.0	7/8	87.5	8/10	80.0	2/2	100.0
2005	Oakland	1/1	100.0	7/8	87.5	5/6	83.3	7/12	58.3	0/3	0.0
2006	Oakland	1/1	100.0	2/3	66.7	9/11	81.8	3/3	100.0	3/7	42.9
2007	Oakland	0/0	-	4/4	100.0	6/7	85.7	7/10	70.0	6/11	54.5
2008	Oakland	0/0	-	11/11	100.0	8/8	100.0	2/4	50.0	3/7	42.9
2009	Oakland	0/0	-	3/3	100.0	8/8	100.0	9/10	90.0	6/8	75.0
2010	Oakland	0/0	-	8/8	100.0	13/14	92.9	8/12	66.7	4/7	57.1
2011	Oakland	1/1	100.0	8/8	100.0	5/5	100.0	10/11	90.9	7/10	70.0
2012	Oakland	1/1	100.0	9/9	100.0	10/10	100.0	5/5	100.0	6/9	66.7
2013	Oakland	0/0	-	6/6	100.0	4/6	66.7	8/11	72.7	3/7	42.8
Totals		6/6	100.0	94/97	96.9	103/114	90.3	97/133	72.9	45/82	54.9

POSTSEASON FIELD GOALS

Year	Team	1-19	Pct.	20-29	Pct.	30-39	Pct.	40-49	Pct.	50+	Pct.
2000	Oakland	0/0	-	1/1	100.0	2/2	100.0	0/0	-	0/1	0.0
2001	Oakland	0/0	-	1/1	100.0	1/1	100.0	3/3	100.0	0/0	-
2002	Oakland	0/0	-	1/2	50.0	3/3	100.0	2/2	100.0	0/0	-
Totals		0/0	-	3/4	75.0	5/5	100.0	5/5	100.0	0/1	0.0



Greg JENKINS

10

WIDE RECEIVER | 6-1 | 205 | ALABAMA STATE
ACQUIRED: FA-'13 | NFL EXP.: 2 | RAIDERS EXP.: 2
HOMETOWN: DADE CITY, FLA.
BORN: 8/23/89

Signed by Oakland Raiders as an undrafted free agent, May 13, 2013...Waived by Raiders, Aug. 31, 2013...Re-signed by Raiders to practice squad, Sept. 2, 2013...Signed by Raiders to active roster, Nov. 24, 2013.

2013: Spent the first 11 weeks on the Raiders' practice squad before being promoted to the active roster for the Week 12 game vs. Tennessee...Saw action as the team's kickoff and punt returner...Returned 10 kickoffs for 221 yards and six punts for 49 yards...**(11/24) vs. Ten.:** Made his NFL debut and saw action on special teams...**(11/28) at Dal.:** On the game's opening kickoff, recovered a fumble and returned it 23 yards for a TD, immediately putting the Raiders up 7-0...Was his first-career TD of any kind...Returned four punts for 42 yards, including a long of 14...**(12/8) at NYJ:** Saw action on special teams...Returned three kickoffs for 58 yards (19.3 avg.)...**(12/15) vs. KC:** Saw action on special teams, returning one kickoff 23 yards and one punt six yards...**(12/22) at SD:** Saw action primarily on special teams...Returned six kickoffs for 140 yards...**(12/29) vs. Den.:** Returned one punt for one yard.

AT A GLANCE

- Played in six games as a rookie, following his promotion from the practice squad on Nov. 24.
- Made the team's practice squad as an undrafted free agent.
- Recorded his first TD on a fumble return on the opening kickoff of the Thanksgiving Day game at Dallas.
- Switched to wide receiver in the NFL after playing QB in college and high school.

COLLEGE: Started two years at Alabama State after transferring from Mississippi Gulf Coast Community College in Perkinston, Missi. ...Accounted for 2,198 yards of total offense as quarterback during senior year...Completed 137-of-233 passes (58.8 percent) for 1,691 yards and nine TDs...Also rushed for 507 yards on 121 carries (4.2 avg.) and eight TDs...Top performance came as a senior against Jackson State, completing 14-of-25 passes for 262 yards and one TD, while also rushing for 71 yards and one score on 20 carries...Competed in the 2013 NFL Players Association Collegiate Bowl as both a quarterback and wide receiver...Guided Alabama State to a 7-4 record as a senior...As a junior in 2011, completed 125-of-210 passes (59.5) for 1,475 yards and 11 TDs...Also rushed for 330 yards and seven scores on 122 carries.

PERSONAL: Attended Wesley Chapel (Fla.) High School...Passed for 927 yards and eight TDs as a senior quarterback.

GREG JENKINS' CAREER STATISTICS

Year	Team	GP	GS	RECEIVING				TD	Att.	RUSHING				TOTAL OFFENSE
				Rec.	Yds	Avg.	Lg			Yds	Avg.	Lg	TD	
2013	Oakland	6	0	0	0	-	-	0	0	0	-	-	0	0
Totals		6	0	0	0	-	-	0	0	0	-	-	0	0

		KICKOFF RETURNS					PUNT RETURNS					
Year	Team	No.	Yds	Avg.	Lg	TD	No.	FC	Yds	Avg.	Lg	TD
2013	Oakland	10	221	22.1	29	0	6	3	49	8.2	14	0
Totals		10	221	22.1	29	0	6	3	49	8.2	14	0



Shelton JOHNSON

42

SAFETY | 6-0 | 195 | WISCONSIN

ACQUIRED: FA-'13 | NFL EXP.: 1 | RAIDERS EXP.: 1

HOMETOWN: CARROLLTON, TEXAS

BORN: 7/16/90

Signed by Oakland Raiders as an undrafted free agent, April 29, 2013...Waived by Raiders, Aug. 31, 2013...Re-signed by Raiders to practice squad, Sept. 2, 2013...Signed by Raiders to active roster, Dec. 7, 2013.

2013: Earned practice squad spot as an undrafted rookie...On the practice squad for 12 weeks prior to being promoted to the active roster on Dec. 7...Played in four games, recording three special teams tackles and recovering one fumble...**(12/8) at NYJ:** Made NFL debut, posting two special teams tackles...Combined on a stop with CB Taiwan Jones on kickoff coverage in the third quarter...Added another tackle on kickoff duty in the fourth quarter...**(12/15) vs. KC:** Saw first action on defense...**(12/22) at SD:** Contributed on defense and special teams...Emerged from a pile with the ball following a muffed punt in the second quarter to set up a Raiders FG.

AT A GLANCE

- Appeared in four games in 2013, posting two tackles.
- Originally signed as an undrafted free agent and earned a spot on the team's practice squad.
- Played four years at Wisconsin, and was a two-year starter at safety.

COLLEGE: A two-year starter at University of Wisconsin...Saw action in 46 career games with 23 starts...Three-time academic All-Big Ten...Started 10 games as a senior in 2012, recording 56 total tackles (30 solo) and four passes defended...Earned Big-Ten Sportsmanship award in 2012...As a junior, totaled 54 tackles, six tackles for loss and four INTs to go with eight passes defended...As a sophomore, played in all 13 games, recording 15 tackles...As a freshman, played in nine games but recorded no defensive statistics, playing mostly on special teams.

PERSONAL: Attended Hebron High School in Carrollton, Texas...Garnered first-team all-district honors as a senior and second-team all-district honors as a junior...Helped team to Class 4A Division II state title as a sophomore...Also lettered in track and field.

ADDITIONAL STATISTICS: Special teams tackles – 3 in 2013.

SINGLE-GAME HIGHS: TACKLES: Total – 2, vs. Den., 12/29/13. Solo – 1, vs. Den., 12/29/13.


SHELTON JOHNSON'S CAREER STATISTICS

Year	Team	GP	GS	TACKLES				Yds	INTERCEPTIONS					FUMBLES		
				Tot.	Solo	Asst.	Sacks		No.	Yds	Lg	TD	PD	FF	FR	Yds
2013	Oakland	4	0	2	1	1	0.0	0.0	0	0	-	0	0	0	0	0
Totals		4	0	2	1	1	0.0	0.0	0	0	-	0	0	0	0	0

SHELTON JOHNSON GAME-BY-GAME

2013, OAKLAND

		TACKLES								INTERCEPTIONS					FUMBLES			
Date	Opp.	GP	GS	Tot.	Solo	Asst.	Sacks	Yds	No.	Yds	Lg	TD	PD	FF	FR	Yds		
9/8	at Ind-L				(PRACTICE SQUAD)													
9/15	Jac-W				(PRACTICE SQUAD)													
9/23	at Den-L				(PRACTICE SQUAD)													
9/29	Was-L				(PRACTICE SQUAD)													
10/6	SD-W				(PRACTICE SQUAD)													
10/13	at KC-L				(PRACTICE SQUAD)													
10/27	Pit-W				(PRACTICE SQUAD)													
11/3	Phi-L				(PRACTICE SQUAD)													
11/10	at NYG-L				(PRACTICE SQUAD)													
11/17	at Hou-W				(PRACTICE SQUAD)													
11/24	Ten-L				(PRACTICE SQUAD)													
11/28	at Dal-L				(PRACTICE SQUAD)													
12/8	at NYJ-L	1	0	0	0	0	0.0	0.0	0	0	-	0	0	0	0	0		
12/15	KC-L	1	0	0	0	0	0.0	0.0	0	0	-	0	0	0	0	0		
12/22	at SD-L	1	0	0	0	0	0.0	0.0	0	0	-	0	0	0	0	0		
12/29	Den-L	1	0	2	1	1	0.0	0.0	0	0	-	0	0	0	0	0		
Totals		4	0	2	1	1	0.0	0.0	0	0	-	0	0	0	0	0		



James JONES

89

WIDE RECEIVER | 6-1 | 200 | SAN JOSE STATE

ACQUIRED: UFA-'14 (GB) | NFL EXP.: 8 | RAIDERS EXP.: 1

HOMETOWN: SAN JOSE, CALIF.

BORN: 3/31/84

Selected by Green Bay Packers in the third round (78th overall) of the 2007 NFL Draft, April 28, 2007...Re-signed by Packers, July 31, 2011...Signed by Oakland Raiders as an unrestricted free agent, March 17, 2014.

CAREER: Veteran wide receiver joins the Raiders after seven productive seasons with the Green Bay Packers...Was a key member of the Packers' receiving corps during the team's run to Super Bowl XLV in 2010...Led the Packers ranked 12th on the franchise's all-time receptions list and in receiving yards, and 11th on the team's all-time TD receptions list...Set a career high with 817 receiving yards in 2013...Led the NFL with 14 TD catches in 2012, the first Packer to lead the league in the category since 1994...The 14 TD grabs were tied for the fourth most in a season in franchise history...Caught at least two TD passes in three straight games in 2012 (Weeks 4-6)...Recorded at least five TD catches in each season from 2009-12...Was the only offensive player on the Packers to play in all 64 regular season games from 2009-12...Posted one of the top pass-catching seasons in Green Bay annals for a rookie in 2007, with his 47 catches and 676 yards both ranking fourth in club history...Career totals include 104 games played with 47 starts and 310 receptions for 4,305 yards (13.9 avg.) and 34 TDs.

AT A GLANCE

- Set a career high in 2013 with 817 receiving yards, helping lead the Packers to the NFC North division title.
- In 2012, led the NFL in TD receptions with 14 and set a career high in receptions (64).
- Recorded four consecutive seasons with at least five TD receptions from 2009-12.
- Raiders General Manager Reggie McKenzie was the Packers Director of Pro Personnel in 2007 when Green Bay selected Jones in the NFL Draft.
- Finished his career at San Jose State ranked third all-time in receptions with 126.
- San Jose native attended Gunderson High School in the South Bay.

2013 (with GB): Started 14 games on the season, totaling 59 receptions for 817 yards (13.8 avg.) and three TDs...His 817 yards marked a career high...Finished second on the team in receptions and receiving yards...Added two catches for 20 yards in the postseason...**(9/15) vs. Was.:** Posted a career performance that featured career highs in both catches (11) and receiving yards (178), and an impressive 16.2 avg. ...Collected nine of his catches and 152 of the yards before halftime, helping to stake the Packers to a 24-0 lead...Became the first Packer to have double-digit receptions since 2007...The yardage total was the most by a Green Bay player since 2006...**(9/22) at Cin.:** Finished with four catches for 34 yards (8.5 avg.) and his first TD of the season, scoring from seven yards out...**(10/6) vs. Det.:** Recorded a game-high 127 receiving yards and one TD on four catches (31.8 avg.)...Hauled in a career-long 83-yard catch-and-run TD in the third quarter...Marked the ninth 100-yard receiving game of his career...**(10/13) at Bal.:** Exited the game in the first quarter with a knee injury and did not return...**(11/24) vs. Min.:** Posted team highs with both his seven receptions and 80 yards (11.4 avg.)...Made a key fourth-down reception late in the game to extend the drive that led to a game-tying FG...**(12/15) at Dal.:** Contributed to the team's historic comeback win with three catches for 49 yards (16.3 avg.) and his third TD of the season...**(12/22) vs. Pit.:** Finished with a team-high nine catches for 84 yards (9.3 avg.)...**Postseason: (1/5/14) vs. SF:** Started at WR and finished with two catches for 20 yards (10.0 avg.).


2012 (with GB): Started a career-high 16 games and opened both playoff contests...Set career highs in receptions (64) and receiving TDs (14)...Led the league in TD catches, becoming the first Packer to do so since 1994...Led the team with 138 receiving yards on eight catches (17.3 avg.) with one TD in the playoffs...**(9/9) vs. SF:** Led the team with 81 receiving yards on four catches (20.3 avg.), scoring on a 10-yard TD pass in the fourth quarter...**(9/30) vs. NO:** Posted the second multi-TD game of his career, finishing with five catches for 56 yards (11.2 avg.) and two scores...**(10/7) at Ind.:** Finished with his second multi-TD game in as many weeks, hauling in four passes for 46 yards (11.5 avg.) and two TDs...**(10/14) at Hou.:** Totaled three catches for 33 yards (11.0 avg.) and two TDs, joining Don Hutson (1943) as the only players in the history of the franchise to post three consecutive multi-TD receiving games...**(10/28) vs. Jac.:** Posted a team-high seven receptions for 78 yards (11.1 avg.)...**(11/4) vs. Ari.:** Led the team with four catches for 61 yards (15.3 avg.), including his career-high eighth TD grab of the season in the second quarter...**(12/16) at Chi.:** Hauled in a career-high three TD passes, finishing the afternoon with five receptions for 60 yards (12.0 avg.) in the division-clinching victory...**(12/23) vs. Ten.:** Posted his first 100-yard game of the season, tying for the team high with seven catches for a team-best 100 yards (14.3 avg.) and a TD...**Postseason: (1/5/13) vs. Min.:** Finished with four catches for 51 yards (12.8 avg.), with three of the grabs going for first downs...**(1/12/13) at SF:** Posted a team-leading and playoff-career-high 87 receiving yards on four catches (21.8 avg.) with one TD.

2011 (with GB): Played in all 16 games for the third straight season as well as the team's playoff contest...Caught 38 passes for 635 yards, a career-high 16.7-yard receiving average...Posted seven TD catches, one of three Packers to do so (Jordy Nelson).



son, Greg Jennings) as they became the first trio of wide receivers in franchise history to each catch seven-plus TD passes in the same season...Averaged 30.9 yards on his TD catches...(10/9) at Atl.: Led the team with a career-high 140 receiving yards on five catches (28.0 avg.), including a 70-yard TD catch in the third quarter that gave Green Bay a 15-14 lead, one they would not relinquish...(11/24) at Det.: Paced the team with 94 receiving yards on three receptions (31.3 avg.), including his then-career-high-tying fifth TD catch of the season...(12/25) vs. Chi.: Posted the first multi-TD game of his career, finishing with four receptions for 50 yards (12.5 avg.)...(1/1/12) vs. Det.: Caught a season-high six passes for 89 yards (14.8 avg.)...Made two catches for 56 yards (28.0 avg.) on the team's final drive of the game that helped set up the game-winning TD in the 45-41 victory.

2010 (with GB): Appeared in all 16 games for the third time in his career with three starts...Registered 50 catches for 679 yards (13.6 avg.) and five TDs...Ranked third on the team in catches and second in receiving TDs...Caught 11 passes for 144 yards (13.1 avg.) in the postseason and tied for the team lead with two TD receptions...(10/24) vs. Min.: Totaled a team-high 107 receiving yards on four catches (26.8 avg.)...(11/7) vs. Dal.: Caught a career-high eight passes for 123 yards (15.4 avg.) and one TD, a 10-yard score that gave the Packers a commanding 35-7 lead...(12/19) at NE: Led the team with five receptions for 95 yards (19.0 avg.), highlighted by a 66-yard TD catch from QB Matt Flynn on the opening play of the second quarter...**Postseason: (1/15/11) at Atl.:** Posted 75 yards receiving and a TD on four receptions (18.8 avg.)...**Super Bowl XLV (2/6/11) vs. Pit.:** Started as the team opened up in a four-wide receiver set and finished second on the team with a career postseason-high five catches for 50 yards (10.0 avg.).



2009 (with GB): Played in all 16 games with three starts and made 32 catches for 440 yards (13.8 avg.)...Was tied for second on the team with five TD catches, adding a sixth TD in the postseason...Was fifth on the team in receptions and fourth in yards...(10/18) vs. Det.: Totaled 55 receiving yards on two catches, including a 47-yard TD...(11/8) at TB: Finished game with season-best four receptions for 103 yards (25.3 avg.), also a season high, the third 100-yard game of his career...(11/26) at Det.: Posted four receptions for 35 yards and added a 21-yard TD reception...**Postseason: (1/10/10) at Ari.:** Posted 50 receiving yards and a TD on three catches (16.7 avg.).

2008 (with GB): Played in 10 games with two starts, and ranked sixth on the team with 20 receptions for 274 yards (13.7 avg.) and one TD...One of only three players, along with Greg Jennings and Donald Driver, to post a 100-yard receiving game on the season...Inactive for six games, five of them due to a sprained right knee originally suffered in the preseason game at Denver (Aug. 22)...(9/14) at Det.: Posted 29 receiving yards on four catches and one TD, his lone TD reception of the season...(12/14) at Jac.: Caught four passes for a season-high 132 yards (33.0 avg.), the third-highest yardage output by a Packers receiver on the season, including receptions of 46, 40 and 34 yards.

2007 (with GB): Played in all 16 games with nine starts, and appeared in both playoff contests...Finished fourth on the team with 47 catches for 676 yards – both totals good for third in the league among rookies, behind Kansas City's Dwayne Bowe (70-995) and Detroit's Calvin Johnson (48-756) – and two TDs...(9/9) vs. Phi.: In his first NFL game, started at wide receiver and caught four passes for 29 yards (7.3 avg.)...(9/23) vs. SD: Posted a season-high six catches for 79 yards (13.2 avg.)...(9/30) at Min.: Posted the first TD of his career, a 33-yarder...(10/29) at Den.: Posted his first career 100-yard game and earned Diet Pepsi Rookie of the Week honors after catching three passes for 107 yards (35.7 avg.), including a career-long 79-yard TD.

COLLEGE: In 44 games at San Jose State, started 21 contests and caught 126 passes for 1,496 yards (11.2 avg.) and 12 TDs...Also ran the ball 24 times for 126 yards (5.3 avg.) with one score and completed 3-of-7 passes for 58 yards and a TD...On special teams, returned 42 punts for 307 yards (7.3 avg.) and made nine tackles (six solo)...His 126 career catches stood third in school history at the end of his career, while his 1,496 yards receiving ranked 11th...As a senior in 2006, named second-team All-Western Athletic Conference and team MVP with a career-high 70 receptions for 893 yards (12.8 avg.) and 10 TDs, including four 100-yard games...Played in 13 games with 12 starts at split end...Reception total ranked 27th in the nation...His 70 catches were then the fourth-highest total in school history, and his 10 TDs are the third-best mark...Led the team with an average of 83.85 all-purpose yards per game and was involved in seven plays of 40-plus yards...As a junior in 2005, played in 11 games, starting three at split end...Ranked second on the team with 30 receptions for 278 yards (9.3 avg.) and a TD...Picked up 48 yards on eight carries (6.0 avg.) and 106 yards on 20 punt returns (5.3 avg.)...As a sophomore in 2004, started six-of-11 games, ranking second on the team with 25 receptions for 317 yards (12.7 avg.) and a TD...Served as the team's primary punt returner for the first half



of the season, with 11 punt returns for 80 yards (7.3 avg.)...Snared career-long 67-yard TD pass vs. Morgan State (Sept. 18) in his first 100-yard game (four catches, 102 yards)...As a freshman in 2003, saw limited action in nine games, with one reception for 8 yards at Florida...Played special teams, recording three tackles, and was a reserve long snapper...Majored in sociology.

PERSONAL: Attended Gunderson High School in San Jose, Calif. ...Was conference MVP as a senior quarterback and a first-team All-Central Coast Section pick when he passed for 18 TDs and ran for 11 more, leading his team to a conference championship...Played in the 2002 Santa Clara County North-South All-Star Game...Also lettered in basketball and track...As a junior, averaged 18.2 points per game as a point guard to lead his team to a conference title and the third round of the playoffs...Upped his scoring average to 22 points per game as a senior...Registered a personal best of 6-8 in the high jump, good for third in the state meet as a senior...In 2010, helped build new and refurbish old playground equipment at local Nicolet Elementary School as part of local United Way's NFL Hometown Huddle project, and rang The Salvation Army bell and signed autographs as Green Bay receivers competed with the Minnesota defensive line for holiday donations...His Love Jones 4 Kids Foundation focuses on the needs of children in the communities of Green Bay and San Jose, and also supports the efforts of the Milwaukee Rescue Mission...Hosts an annual "Never Think About Failure" football camp in San Jose.

ADDITIONAL STATISTICS: Miscellaneous tackles — 1 in 2007, 2 in 2009, 1 in 2010, 1 in 2011, 1 in 2012; NFL total: 6.

SINGLE-GAME HIGHS: RECEIVING: Receptions – 11, vs. Was., 9/15/13. Yards – 178, vs. Was., 9/15/13. Long – 83t, vs. Det., 10/6/13. Touchdowns – 3, at Chi., 12/16/12.

JAMES JONES' CAREER STATISTICS

Year	Team	GP	GS	RECEIVING					TD	RUSHING					TOTAL OFFENSE
				Rec.	Yds	Avg.	Lg			Att.	Yds	Avg.	Lg	TD	
2007	Green Bay	16	9	47	676	14.4	79t	2		0	0	-	-	0	676
2008	Green Bay	10	2	20	274	13.7	46	1		0	0	-	-	0	274
2009	Green Bay	16	3	32	440	13.8	74t	5		0	0	-	-	0	440
2010	Green Bay	16	3	50	679	13.6	66t	5		0	0	-	-	0	679
2011	Green Bay	16	0	38	635	16.7	70t	7		0	0	-	-	0	635
2012	Green Bay	16	16	64	784	12.3	49	14		0	0	-	-	0	784
2013	Green Bay	14	14	59	817	13.8	83t	3		0	0	-	-	0	817
Totals		104	47	310	4,305	13.9	83t	37		0	0	-	-	0	4,305
POSTSEASON															
Year	Team	GP	GS	RECEIVING					TD	RUSHING					TOTAL OFFENSE
				Rec.	Yds	Avg.	Lg			Att.	Yds	Avg.	Lg	TD	
2007	Green Bay	2	0	3	42	14.0	31	0		0	0	-	-	0	42
2009	Green Bay	1	0	3	50	16.7	30t	1		0	0	-	-	0	50
2010	Green Bay	4	1	11	144	13.1	34t	2		0	0	-	-	0	144
2011	Green Bay	1	0	1	16	16.0	16	0		0	0	-	-	0	16
2012	Green Bay	2	2	8	138	17.3	44	1		0	0	-	-	0	138
2013	Green Bay	1	1	2	20	10.0	11	0		0	0	-	-	0	20
Totals		11	4	28	410	14.6	44	4		0	0	-	-	0	410

JAMES JONES GAME-BY-GAME

2013, GREEN BAY

Date	Opp.	GP	GS	RECEIVING					TD	RUSHING					TOTAL OFFENSE
				Rec.	Yds	Avg.	Lg			Att.	Yds	Avg.	Lg	TD	
9/8	at SF-L	1	1	0	0	-	-	0		0	0	-	-	0	0
9/15	Was-W	1	1	11	178	16.2	57	0		0	0	-	-	0	178
9/22	at Cin-L	1	1	4	34	8.5	13	1		0	0	-	-	0	34
10/6	Det-W	1	1	4	127	31.8	83t	1		0	0	-	-	0	127
10/13	at Bal-W	1	1	1	10	10.0	10	0		0	0	-	-	0	10
10/20	Cle-W			(INACTIVE - KNEE)											
10/27	at Min-W			(INACTIVE - KNEE)											
11/4	Chi-L	1	1	1	17	17.0	17	0		0	0	-	-	0	17
11/10	Phi-L	1	1	4	44	11.0	13	0		0	0	-	-	0	44
11/17	at NYG-L	1	1	2	55	27.5	45	0		0	0	-	-	0	55
11/24	Min-T	1	1	7	80	11.4	28	0		0	0	-	-	0	80
11/28	at Det-L	1	1	3	79	26.3	56	0		0	0	-	-	0	79
12/8	Atl-W	1	1	4	19	4.8	8	0		0	0	-	-	0	19
12/15	at Dal-W	1	1	3	49	16.3	39	1		0	-	-	-	0	49
12/22	Pit-L	1	1	9	84	9.3	21	0		0	0	-	-	0	84
12/29	at Chi-W	1	1	6	41	6.8	12	0		0	0	-	-	0	41
Totals		14	14	59	817	13.8	83t	3		0	0	-	-	0	817
1/5/14	SF-L	1	1	2	20	10.0	11	0		0	0	-	-	0	20



JAMES JONES GAME-BY-GAME

2012, GREEN BAY

Date	Opp.	GP	GS	RECEIVING					TD	RUSHING					TOTAL OFFENSE
				Rec.	Yds	Avg.	Lg			Att.	Yds	Avg.	Lg	TD	
9/9	SF-L	1	1	4	81	20.3	49	1	0	0	-	-	0	81	
9/13	Chi-W	1	1	2	-1	-0.5	4	0	0	0	-	-	0	-1	
9/24	at Sea-L	1	1	5	55	11.0	14	0	0	0	-	-	0	55	
9/30	NO-W	1	1	5	56	11.2	20	2	0	0	-	-	0	56	
10/7	at Ind-L	1	1	4	46	11.5	24	2	0	0	-	-	0	46	
10/14	at Hou-W	1	1	3	33	11.0	18t	2	0	0	-	-	0	33	
10/21	at StL-W	1	1	6	53	8.8	17	0	0	0	-	-	0	53	
10/28	Jac-W	1	1	7	78	11.1	31	0	0	0	-	-	0	78	
11/4	Ari-W	1	1	4	61	15.3	28t	1	0	0	-	-	0	61	
11/18	at Det-W	1	1	2	33	16.5	20	0	0	0	-	-	0	33	
11/25	at NYG-L	1	1	0	0	-	-	0	0	0	-	-	0	0	
12/2	Min-W	1	1	2	40	20.0	32t	1	0	0	-	-	0	40	
12/9	Det-W	1	1	2	27	13.5	16	0	0	0	-	-	0	27	
12/16	at Chi-W	1	1	5	60	12.0	29t	3	0	0	-	-	0	60	
12/23	Ten-W	1	1	7	100	14.3	27	1	0	0	-	-	0	100	
12/30	at Min-L	1	1	6	62	10.3	30	1	0	0	-	-	0	62	
Totals		16	16	64	784	12.3	49	14	0	0	-	-	0	784	
1/5/13	Min-W	1	1	4	51	12.8	20	0	0	0	-	-	0	51	
1/12/13	at SF-L	1	1	4	87	21.8	44	1	0	0	-	-	0	87	
Postseason Totals		2	2	8	138	17.3	44	1	0	0	-	-	0	138	

2011, GREEN BAY

Date	Opp.	GP	GS	RECEIVING					TD	RUSHING					TOTAL OFFENSE
				Rec.	Yds	Avg.	Lg			Att.	Yds	Avg.	Lg	TD	
9/8	NO-W	1	0	1	1	1.0	1	0	0	0	-	-	0	1	
9/18	at Car-W	1	0	1	15	15.0	15	0	0	0	-	-	0	15	
9/25	Chi-W	1	0	4	24	6.0	13	0	0	0	-	-	0	24	
10/2	Den-W	1	0	3	48	16.0	18	1	0	0	-	-	0	48	
10/9	at Atl-W	1	0	5	140	28.0	70t	1	0	0	-	-	0	140	
10/16	StL -W	1	0	1	35	35.0	35t	1	0	0	-	-	0	35	
10/23	at Min-W	1	0	4	63	15.8	27	0	0	0	-	-	0	63	
11/6	at SD-W	1	0	1	21	21.0	21t	1	0	0	-	-	0	21	
11/14	Min-W	1	0	1	9	9.0	9	0	0	0	-	-	0	9	
11/20	TB-W	1	0	0	0	-	-	0	0	0	-	-	0	0	
11/24	at Det-W	1	0	3	94	31.3	65t	1	0	0	-	-	0	94	
12/4	at NYG-W	1	0	0	0	-	-	0	0	0	-	-	0	0	
12/11	Oak-W	1	0	2	29	14.5	21	0	0	0	-	-	0	29	
12/18	at KC-L	1	0	2	17	8.5	9	0	0	0	-	-	0	17	
12/25	Chi-W	1	0	4	50	12.5	32	2	0	0	-	-	0	50	
1/1/12	Det-W	1	0	6	89	14.8	40	0	0	0	-	-	0	89	
Totals		16	0	38	635	16.7	70t	7	0	0	-	-	0	635	
1/15/12	NYG-L	1	0	1	16	16.0	16	0	0	0	-	-	0	16	



JAMES JONES GAME-BY-GAME

2010, GREEN BAY

Date	Opp.	GP	GS	RECEIVING					TD	RUSHING					TOTAL OFFENSE
				Rec.	Yds	Avg.	Lg			Att.	Yds	Avg.	Lg	TD	
9/12	at Phi-W	1	0	2	10	5.0	7	0	0	0	0	-	-	0	10
9/19	Buf-W	1	0	3	32	10.7	30t	1	0	0	0	-	-	0	32
9/27	at Chi-L	1	0	5	55	11.0	18	0	0	0	0	-	-	0	55
10/3	Det-W	1	0	1	15	15.0	15	0	0	0	0	-	-	0	15
10/10	at Was-L	1	0	4	65	16.3	35	0	0	0	0	-	-	0	65
10/17	Mia-L	1	0	0	0	-	-	0	0	0	0	-	-	0	0
10/24	Min-W	1	0	4	107	26.8	45	0	0	0	0	-	-	0	107
10/31	at NYJ-W	1	0	0	0	-	-	0	0	0	0	-	-	0	0
11/7	Dal-W	1	1	8	123	15.4	31	1	0	0	0	-	-	0	123
11/21	at Min-W	1	0	3	51	17.0	39	1	0	0	0	-	-	0	51
11/28	at Atl-L	1	0	5	44	8.8	18	0	0	0	0	-	-	0	44
12/5	SF-W	1	0	2	8	4.0	7	0	0	0	0	-	-	0	8
12/12	at Det-L	1	1	3	30	10.0	18	0	0	0	0	-	-	0	30
12/19	at NE-L	1	1	5	95	19.0	66t	1	0	0	0	-	-	0	95
12/26	NYG-W	1	0	4	36	9.0	13	1	0	0	0	-	-	0	36
1/2/11	Chi-W	1	0	1	8	8.0	8	0	0	0	0	-	-	0	8
Totals		16	3	50	679	13.6	66t	5	0	0	0	-	-	0	679
1/9/11	at Phi-W	1	0	1	9	9.0	9t	1	0	0	0	-	-	0	9
1/15/11	at Atl-W	1	0	4	75	18.8	34	1	0	0	0	-	-	0	75
1/23/11	at Chi-W	1	0	1	10	10.0	10	0	0	0	0	-	-	0	10
2/6/11	Pit-W	1	1	5	50	10.0	21	0	0	0	0	-	-	0	50
Postseason Totals		4	1	11	144	13.1	34	2	0	0	0	-	-	0	144

2009, GREEN BAY

Date	Opp.	GP	GS	RECEIVING					TD	RUSHING					TOTAL OFFENSE
				Rec.	Yds	Avg.	Lg			Att.	Yds	Avg.	Lg	TD	
9/13	Chi-W	1	0	0	0	-	-	0	0	0	0	-	-	0	0
9/20	Cin-L	1	0	2	24	12.0	16	0	0	0	0	-	-	0	24
9/27	at StL-W	1	0	0	0	-	-	0	0	0	0	-	-	0	0
10/5	at Min-L	1	0	1	34	34.0	34	0	0	0	0	-	-	0	34
10/18	Det-W	1	0	2	55	27.5	47t	1	0	0	0	-	-	0	55
10/25	at Cle-W	1	0	1	5	5.0	5t	1	0	0	0	-	-	0	5
11/1	Min-L	1	1	1	42	42.0	42	0	0	0	0	-	-	0	42
11/8	at TB-L	1	1	4	103	25.8	74t	1	0	0	0	-	-	0	103
11/15	Dal-W	1	0	3	17	5.7	8	0	0	0	0	-	-	0	17
11/22	SF-W	1	0	4	22	5.5	9	0	0	0	0	-	-	0	22
11/26	at Det-W	1	0	4	35	8.8	21t	1	0	0	0	-	-	0	35
12/7	Bal-W	1	0	4	44	11.0	16	0	0	0	0	-	-	0	44
12/13	at Chi-W	1	0	0	0	-	-	0	0	0	0	-	-	0	0
12/20	at Pit-L	1	0	2	36	18.0	24t	1	0	0	0	-	-	0	36
12/27	Sea-W	1	1	1	6	6.0	6	0	0	0	0	-	-	0	6
1/3/10	at Ari-W	1	0	3	17	5.7	8	0	0	0	0	-	-	0	17
Totals		16	3	32	440	13.8	74t	5	0	0	0	-	-	0	440
1/10/10	at Ari-L	1	0	3	50	16.7	30t	1	0	0	0	-	-	0	50




JAMES JONES GAME-BY-GAME

2008, GREEN BAY

Date	Opp.	GP	GS	Rec.	RECEIVING				TD	Att.	RUSHING				TOTAL OFFENSE
					Yds	Avg.	Lg				Yds	Avg.	Lg	TD	
9/8	Min-W				(INACTIVE - KNEE)										
9/14	at Det-W	1	1	4	29	7.3	9t	1		0	0	-	-	0	29
9/21	Dal-L	1	1	0	0	-	-	0		0	0	-	-	0	0
9/28	at TB-L				(INACTIVE - KNEE)										
10/5	Atl-L	1	0	1	9	9.0	9	0		0	0	-	-	0	9
10/12	at Sea-W				(INACTIVE - KNEE)										
10/19	Ind-W				(INACTIVE - KNEE)										
11/2	at Ten-L				(INACTIVE)										
11/9	at Min-L	1	0	1	5	5.0	5	0		0	0	-	-	0	5
11/16	Chi-W	1	0	2	26	13.0	18	0		0	0	-	-	0	26
11/24	at NO-L				(INACTIVE - KNEE)										
11/30	Car-L	1	0	2	12	6.0	9	0		0	0	-	-	0	12
12/7	Hou-L	1	0	2	20	10.0	12	0		0	0	-	-	0	20
12/14	at Jac-L	1	0	4	132	33.0	46	0		0	0	-	-	0	132
12/22	at Chi-L	1	0	2	27	13.5	18	0		0	0	-	-	0	27
12/28	Det-W	1	0	2	14	7.0	9	0		0	0	-	-	0	14
Totals		10	2	20	274	13.7	46	1		0	0	-	-	0	274

2007, GREEN BAY

Date	Opp.	GP	GS	Rec.	RECEIVING				TD	Att.	RUSHING				TOTAL OFFENSE
					Yds	Avg.	Lg				Yds	Avg.	Lg	TD	
9/9	Phi-W	1	1	4	29	7.3	8	0		0	0	-	-	0	29
9/16	at NYG-W	1	1	4	75	18.8	46	0		0	0	-	-	0	75
9/23	SD-W	1	0	6	79	13.2	26	0		0	0	-	-	0	79
9/30	at Min-W	1	1	4	49	12.3	33t	1		0	0	-	-	0	49
10/7	Chi-L	1	0	5	61	12.2	23	0		0	0	-	-	0	61
10/14	Was-W	1	0	0	0	-	0	0		0	0	-	-	0	0
10/29	at Den-W	1	0	3	107	35.7	79t	1		0	0	-	-	0	107
11/4	at KC-W	1	1	3	32	10.7	12	0		0	0	-	-	0	32
11/11	Min-W	1	1	3	62	20.7	37	0		0	0	-	-	0	62
11/18	Car-W	1	1	3	25	8.3	13	0		0	0	-	-	0	25
11/22	at Det-W	1	0	5	75	15.0	20	0		0	0	-	-	0	75
11/29	at Dal-L	1	1	3	39	13.0	19	0		0	0	-	-	0	39
12/9	Oak-W	1	0	0	0	-	0	0		0	0	-	-	0	0
12/16	at StL-W	1	1	2	29	14.5	21	0		0	0	-	-	0	29
12/23	at Chi-L	1	0	0	0	-	0	0		0	0	-	-	0	0
12/30	Det-W	1	1	2	14	7.0	8	0		0	0	-	-	0	14
Totals		16	9	47	676	14.4	79t	2		0	0	-	-	0	676
1/12/08	Sea-W	1	0	3	42	14.0	31	0		0	0	-	-	0	42
1/20/08	NYG-L	1	0	0	0	-	0	0		0	0	-	-	0	0
Postseason Totals		2	0	3	42	14	31	0		0	0	-	-	0	42



Taiwan JONES

22

CORNERBACK | 6-0 | 195 | EASTERN WASHINGTON
ACQUIRED: D4b-'11 | NFL EXP.: 4 | RAIDERS EXP.: 4
HOMETOWN: ANTIOCH, CALIF.
BORN: 7/26/88

Selected by Oakland Raiders in the fourth round (125th overall) of the 2011 NFL Draft, April 30, 2011.

CAREER: Invaluable special teams standout enters his fourth season...Switched to cornerback prior to the 2013 campaign after playing running back in each of his first two NFL seasons with the Silver and Black...Has used his speed and quickness to develop into one of the league's better gunners and kickoff cover men...Including a team leading 12 in 2012 and 14 in 2013, has 32 special teams stops...As a running back, has totaled 117 yards on 27 carries (4.3 avg.), and six receptions for 91 yards (15.2 avg.)...Also has returned 36 kickoffs for 810 yards (22.5 avg.).

2013: Changed positions from running back to cornerback prior to third NFL campaign...Excelled in punt and kickoff coverage, leading the team with 14 tackles (12 solo) on special teams...Also recovered one fumble...Moved back to running back when injuries decimated Oakland's backfield late in the season...Led team with 26 kickoff returns for 623 yards...(10/6) **vs. SD:** Pressured Eddie Royal on punt coverage in the second quarter, resulting in a loose ball that was recovered by CB Chimdi Chekwa...Added one special teams tackle...(10/13) **at KC:** Dominant in punt coverage, posting two special teams tackles and helping limit Dexter McCuster to just 32 yards on six returns...(10/27) **vs. Pit.:** Returned kicks for the first time in 2013, returning three kickoffs for 46 yards...Also credited with a special teams tackle...(11/3) **vs. Phi.:** Assisted on a special teams tackle...Returned one kickoff for 20 yards...(11/10) **at NYG:** Forced a fumble on the game-opening kickoff, coming across the body of Jerrel Jernigan to swipe at the ball from behind...Fumble was recovered by WR Andre Holmes and set up an Oakland TD...Added team-leading seventh special teams tackle of the season...Returned two kickoffs for 77 yards, including returns of 41 and 36 yards...(11/17) **at Hou.:** Excelled in punt coverage, posting two tackles inside the 20-yard line...Also returned three kickoffs for 77 yards...(11/24) **vs. Ten.:** Recorded a special teams tackle in punt coverage...Returned three kickoffs for a season-high 80 yards (26.7 avg.)...(12/8) **at NYJ:** Returned to running back due to significant injuries to all of Oakland's backs...Rushed twice for three yards and had one reception for three yards...Returned four kickoffs for 71 yards (17.8 avg.)...(12/15) **vs. KC:** Had a 52-yard reception on a QB Matt McGloin pass to set up a third-quarter TD on offense...Reception marked a career long...Added four kickoff returns for 107 yards...(12/22) **at SD:** Continued to see action at running back, totaling two carries for one yard...Also notched a special teams tackle on kickoff coverage...(12/29) **vs. Den.:** Returned two kickoffs for 51 yards before leaving game due to an ankle injury.

2012: Played in 14 games, primarily as an ace on the Raiders' coverage units...Totaled six carries for 21 yards (3.5 avg.), and caught two passes for 11 yards (5.5 avg.)...Returned two kickoffs for 22 yards (11.0 avg.), and led the team with 12 special teams tackles (seven on punt coverage, five on kickoffs)...(9/16) **at Mia.:** Registered a special teams tackle on punt coverage...(9/30) **at Den.:** Made two tackles as a gunner in coverage on consecutive punts in the first half...(11/4) **vs. TB:** Caught a 4-yard pass from Shane Lechler on a fake-punt attempt...(11/11) **at Bal.:** Caught a pass and carried twice in an injury-depleted backfield...(11/25) **at Cin.:** Slowed by an ankle injury, played only on special teams...Made two tackles on punt coverage, including a first-quarter stop for a 6-yard loss...(12/16) **vs. KC:** Posted one special teams tackle in punt coverage.

AT A GLANCE

- Moved from running back to cornerback prior to the 2013 season.
- Has developed into one of the NFL's top special teams players.
- Led the team in special teams tackles in 2012 (12) and 2013 (14).
- Was recruited to Eastern Washington as a CB and projected to that position before the 2011 draft by many NFL teams.
- In college, garnered Big Sky 2010 Offensive Player of the Year on a team that captured the FCS National Championship.
- Earned Player of the Year honors as a senior at Deer Valley High School in Antioch, Calif.





2011: Played in 10 games as a rookie...Totaled 16 carries for 73 yards...Added two receptions for 25 yards...Returned eight kickoffs for 165 yards...Posted seven special teams tackles...Inactive due to hamstring injury for final six games of the season...**(9/12) at Den.:** Made NFL debut, on special teams...**(9/18) at Buf.:** Had first career carry, for four yards, the second snap of a 14-play, 71-yard TD drive...**(9/25) vs. NYJ:** Had an 8-yard rush...Made first career reception, on a pass from QB Jason Campbell for -5 yards...**(10/23) vs. KC:** Rushed for a season-long 14 yards on a first-quarter carry...Registered a 30-yard reception on a pass from QB Carson Palmer in the fourth quarter...**(11/10) at SD:** Had three rushing attempts for 19 yards on a second-quarter FG drive...**(11/20) at Min.:** Had two carries for three yards.

COLLEGE: Played in 31 career games at running back and cornerback at Eastern Washington...Led Eagles to a 13-2 record and the 2010 NCAA FCS national championship as a junior, his final college campaign...Named the Big Sky Conference Offensive Player of the Year in 2010...Finished his career ranked fourth in school history with 2,995 rushing yards on 383 carries and 29 TDs...Also caught 64 passes for 903 yards and seven TDs...Returned 50 kickoffs for 1,134 yards (22.8 avg.) and one TD...Added 29 yards on six punt returns...Had 5,021 all-purpose yards to rank second in Eagles history...Set the school record with an average of 161.9 all-purpose yards per game, and scored 37 career TDs, the third-highest total in program history...Averaged 123.1 rushing yards per game to rank second in school annals...Recorded 56 tackles (35 solo) on defense with four passes defended and two blocked kicks...A consensus All-American selection, named the Phil Steele NCAA FCS Offensive Player of the Year as a junior...Led the conference and ranked second in the nation with 145.1 rushing yards per game and 201.7 all-purpose yards per contest...Rushed for 1,742 yards on 221 carries to rank third on the school's single-season list...Also recorded 24 receptions for 342 yards and three TDs...Totaled 2,241 all-purpose yards...Had a string of seven straight 100-yard rushing games to close out his career...As a sophomore in 2009, earned third-team All-American honors from the NFL Draft Report, Associated Press and the Sports Network...Also named first-team All-Big Sky Conference...Saw action in 12 games with 10 starts...Totaled 1,213 rushing yards on 162 carries with 15 TDs...Also ranked third on the team with 40 receptions for 561 yards and three TDs...Returned 28 kickoffs for 571 yards (20.4 avg.)...Led the Big Sky and ranked second in the nation with an average of 195.4 all-purpose yards per game...Rushed for at least 100 yards in seven contests...Played in seven games with four starts at cornerback as a redshirt freshman (2008)...Recorded 54 tackles (33 solo) with a pair of stops for losses...Also recorded four passes defended and blocked two kicks...Returned seven kickoffs for 254 yards including a 93-yard TD against Northern Colorado...Majorred in interdisciplinary liberal arts.

PERSONAL: Attended Deer Valley High School in Antioch, Calif. ...Named the Contra Costa Times Player of the Year and also earned first-team all-metro honors from the San Francisco Chronicle...Selected MVP of the Bay Valley Athletic League...As a senior, started at both tailback and cornerback...Set the school's single-season record with 19 TDs...Rushed for 1,466 yards (9.3 avg.) and 13 TDs...Also scored three receiving TDs and two TDs on punt returns...Three of his six catches went for TDs...On defense, had 37 tackles with a sack and three INTs...Returned one INT for a score...Led team to a 10-0 regular season record and program's first league title...Also lettered in track at DVHS, helping team to CIF finals, setting records in the 100 meters and 4x4 relay...In April 2012, made appearance at the Oakland Boys and Girls Club...Volunteered at the High School Player Development event in Oakley in May 2012...Has made multiple appearances at the Oakland Children's Hospital...In Fall 2012, spoke at an East Oakland Youth Football event and helped the Alameda County Community Food Bank...Participated in various community events throughout 2013, including the American Heart/NFL Play 60 Challenge and Toys for Tots.

ADDITIONAL STATISTICS: Special teams tackles – 6 in 2011, 12 in 2012, 14 in 2013; NFL totals: 32. Special teams fumble recoveries – 2 in 2011.

SINGLE-GAME HIGHS: RUSHING: Attempts – 7, at SD, 11/10/11. Yards – 39, at SD, 11/10/11. Long – 14, vs. KC, 10/23/11. RECEIVING: Receptions – 1, six times; last: vs. KC, 12/15/13. Yards – 52, vs. KC, 12/15/13. Long – 52, vs. KC, 12/15/13.

TAIWAN JONES' CAREER STATISTICS

		TACKLES							INTERCEPTIONS					FUMBLES		
Year	Team	GP	GS	Tot.	Solo	Asst.	Sacks	Yds	No.	Yds	Lg	TD	PD	FF	FR	Yds
2013	Oakland	16	0	0	0	0	0.0	0.0	0	0	-	0	0	0	0	0
Totals		16	0	0	0	0	0.0	0.0	0	0	-	0	0	0	0	0
		RUSHING							RECEIVING					TOTAL		
Year	Team	GP	GS	Att.	Yds	Avg.	Lg	TD	Rec.	Yds	Avg.	Lg	TD	OFFENSE		
2011	Oakland	10	0	16	73	4.6	14	0	2	25	12.5	30	0	98		
2012	Oakland	14	0	6	21	3.5	7	0	2	11	5.5	7	0	32		
2013	Oakland	16	0	5	23	4.6	19	0	2	55	27.5	52	0	78		
Totals		40	0	27	117	4.3	19	0	6	91	15.2	52	0	208		
		KICKOFF RETURNS							PUNT RETURNS							
Year	Team	No.	Yds	Avg.	Lg	TD	No.	FC	Yds	Avg.	Lg	TD				
2011	Oakland	8	165	20.6	46	0	0	0	0	-	-	0				
2012	Oakland	2	22	11.0	16	0	0	0	0	-	-	0				
2013	Oakland	26	623	24.0	41	0	0	0	0	-	-	0				
Totals		36	810	22.5	46	0	0	0	0	-	-	0				



TAIWAN JONES GAME-BY-GAME

2013, OAKLAND

Date	Opp.	GP	GS	RUSHING				TD	RECEIVING				TD	TOTAL OFFENSE
				Att.	Yds	Avg.	Lg		Rec.	Yds	Avg.	Lg		
9/8	at Ind-L	1	0	0	0	-	-	0	0	0	-	-	0	0
9/15	Jac-W	1	0	0	0	-	-	0	0	0	-	-	0	0
9/23	at Den-L	1	0	0	0	-	-	0	0	0	-	-	0	0
9/29	Was-L	1	0	1	19	19.0	19	0	0	0	-	-	0	19
10/6	SD-W	1	0	0	0	-	-	0	0	0	-	-	0	0
10/13	at KC-L	1	0	0	0	-	-	0	0	0	-	-	0	0
10/27	Pit-W	1	0	0	0	-	-	0	0	0	-	-	0	0
11/3	Phi-L	1	0	0	0	-	-	0	0	0	-	-	0	0
11/10	at NYG-L	1	0	0	0	-	-	0	0	0	-	-	0	0
11/17	at Hou-W	1	0	0	0	-	-	0	0	0	-	-	0	0
11/24	Ten-L	1	0	0	0	-	-	0	0	0	-	-	0	0
11/28	at Dal-L	1	0	0	0	-	-	0	0	0	-	-	0	0
12/8	at NYJ-L	1	0	2	3	1.5	2	0	1	3	3.0	3	0	6
12/15	KC-L	1	0	0	0	-	0	0	1	52	52.0	52	0	52
12/22	at SD-L	1	0	2	1	0.5	1	0	0	0	-	-	0	1
12/29	Den-L	1	0	0	0	-	-	0	0	0	-	-	0	0
Totals		16	0	5	23	4.6	19	0	2	55	27.5	52	0	78

2012, OAKLAND

Date	Opp.	GP	GS	RUSHING				TD	RECEIVING				TD	TOTAL OFFENSE
				Att.	Yds	Avg.	Lg		Rec.	Yds	Avg.	Lg		
9/10	SD-L	1	0	0	0	-	-	0	0	0	-	-	0	0
9/16	at Mia-L	1	0	0	0	-	-	0	0	0	-	-	0	0
9/23	Pit-W	1	0	0	0	-	-	0	0	0	-	-	0	0
9/30	at Den-L	1	0	0	0	-	-	0	0	0	-	-	0	0
10/14	at Atl-L	1	0	0	0	-	-	0	0	0	-	-	0	0
10/21	Jac-W			(INACTIVE - KNEE)										
10/28	at KC-W			(INACTIVE - KNEE)										
11/4	TB-L	1	0	1	2	2.0	2	0	1	4	4.0	4	0	6
11/11	at Bal-L	1	0	2	6	3.0	3	0	1	7	7.0	7	0	13
11/18	NO-L	1	0	3	13	4.3	7	0	0	0	-	-	0	13
11/25	at Cin-L	1	0	0	0	-	-	0	0	0	-	-	0	0
12/2	Cle-L	1	0	0	0	-	-	0	0	0	-	-	0	0
12/6	Den-L	1	0	0	0	-	-	0	0	0	-	-	0	0
12/16	KC-W	1	0	0	0	-	-	0	0	0	-	-	0	0
12/23	at Car-L	1	0	0	0	-	-	0	0	0	-	-	0	0
12/30	at SD-L	1	0	0	0	-	-	0	0	0	-	-	0	0
Totals		14	0	6	21	3.5	7	0	2	11	5.5	7	0	32

2011, OAKLAND

Date	Opp.	GP	GS	RUSHING				TD	RECEIVING				TD	TOTAL OFFENSE
				Att.	Yds	Avg.	Lg		Rec.	Yds	Avg.	Lg		
9/12	at Den-W	1	0	0	0	-	-	0	0	0	-	-	0	0
9/18	at Buf-L	1	0	1	4	4.0	4	0	0	0	-	-	0	4
9/25	NYJ-W	1	0	1	8	8.0	8	0	1	-5	-5.0	-5	0	3
10/2	NE-L	1	0	0	0	-	-	0	0	0	-	-	0	0
10/9	at Hou-W	1	0	0	0	-	-	0	0	0	-	-	0	0
10/16	Cle-W	1	0	0	0	-	-	0	0	0	-	-	0	0
10/23	KC-L	1	0	3	18	6.0	14	0	1	30	30.0	30	0	48
11/6	Den-L	1	0	2	1	0.5	2	0	0	0	-	-	0	1
11/10	at SD-W	1	0	7	39	5.6	12	0	0	0	-	-	0	39
11/20	at Min-W	1	0	2	3	1.5	2	0	0	0	-	-	0	3
11/27	Chi-W			(INACTIVE - HAMSTRING)										
12/4	at Mia-W			(INACTIVE - HAMSTRING)										
12/11	at GB-L			(INACTIVE - HAMSTRING)										
12/18	Det-L			(INACTIVE - HAMSTRING)										
12/24	at KC-W			(INACTIVE - HAMSTRING)										
1/1/12	SD-L			(INACTIVE - HAMSTRING)										
Totals		10	0	16	73	4.6	14	0	2	25	12.5	30	0	98



Maurice JONES-DREW

21

RUNNING BACK | 5-7 | 210 | UCLA

ACQUIRED: UFA-'14 (Jac.) | NFL EXP.: 9 | RAIDERS EXP.: 1

HOMETOWN: ANTIOCH, CALIF.

BORN: 3/23/85

Selected by Jacksonville Jaguars in the second round (60th overall) of the 2006 NFL Draft, April 29, 2006...Signed by Oakland Raiders as an unrestricted free agent, March 28, 2014.

CAREER: Accomplished veteran running back enters his first season with the Raiders...Has been selected to three Pro Bowls (2009-11)...Ranks 45th in NFL history in rushing yards and 30th in rushing TDs...Owns Jacksonville franchise record with 81 TDs (68 rushing, 11 receiving, 2 kickoff returns) and rushing TDs...Also owns the franchise single-season mark with 15 TDs in 2009...Led the NFL with a franchise-record 1,606 yards on 343 carries (4.7 avg.) in 2011...Recorded three straight seasons with at least 1,300 rushing yards...Has registered 27 career games with at least 100 rushing yards and nine games with 200-plus all-purpose yards...Career totals include 114 games played with 70 starts, 1,804 carries for 8,071 yards and 68 TDs, 335 receptions for 2,873 yards and 11 TDs, 79 kickoff returns for 2,054 yards and two TDs and 15 punt returns for 133 yards (8.9 avg.).

AT A GLANCE

- Selected to three straight Pro Bowls from 2009-11.
- Won the NFL rushing crown with 1,606 yards in 2011.
- Recorded three straight seasons with at least 1,300 yards rushing (2009-11).
- Entering 2014, has recorded 27 career games with at least 100 rushing yards and nine games with 200-plus all-purpose yards.
- A native of nearby Antioch, Calif., attended De La Salle High School in Concord, Calif.
- Helped De La Salle extend their unbeaten streak to 138 games during prep career.

2013 (with Jac.): Started 15 games and led the team with 803 yards and five TDs on 234 carries...Ranked third on the team with 43 catches for 314 yards...Had 17 rushes of 10-plus yards...**(9/22) at Sea.:** Totaled 43 yards on 19 carries along with two receptions for 19 yards...Scored first TD of the season on a 2-yard run in the third quarter...**(10/13) at Den.:** Carried 20 times for 71 yards and scored his second TD of the season in the third quarter...**(11/10) at Ten.:** Had his second consecutive game with 25 touches, finishing with 21 carries for 41 yards and a team-high four receptions for 33 yards...Scored on a 6-yard run on the team's opening drive...**(11/17) vs. Ari.:** Became the 54th player in NFL history with 80 career TDs as he scored on a 1-yard run in the first quarter...**(11/24) at Hou.:** Registered a season-high 144 yards from scrimmage...Rushed for 84 yards on 24 carries along with six catches for 60 yards...Scored on a 1-yard run, his third consecutive game with a TD...**(12/1) at Cle.:** Gained 77 yards on a season-high 23 carries...Hooked up with Marcedes Lewis for an 8-yard TD pass...**(12/5) vs. Hou.:** Registered first 100-yard rushing game of the season, finishing with 103 yards on 14 carries...**(12/22) vs. Ten.:** Became the 46th player in NFL history to reach 8,000 career rushing yards...Finished with 45 yards on 13 carries and four catches for 24 yards.

2012 (with Jac.): Played in only six games with five starts...Missed last 10 games with a left foot injury and was placed on the reserve/injured list on Dec. 28...Led the team in rushing with 414 yards on 86 carries with one TD...Added 14 receptions for 86 yards and one TD...**(9/9) at Min.:** Led team with 77 yards on 19 carries and added three receptions for 18 yards...**(9/16) vs. Hou.:** Caught a 5-yard TD pass from QB Blaine Gabbert in the third quarter, the 75th of his career...**(9/23) at Ind.:** Recorded 28 carries for 177 yards and one TD...The 177 yards tied for the second-most in his career...Added two receptions for 16 yards...**(10/21) at Oak.:** Had two carries for six yards before leaving the game with a left foot injury.

2011 (with Jac.): Had the most productive season of his career, setting franchise records for rushing yards (1,606) and yards from scrimmage (1,980)...Named a team captain...Voted to Pro Bowl for third straight season and earned Associated Press First-Team All-Pro honors...Finalist for FedEx Ground Player of the Year...Finished with a franchise single-season record 1,606 yards on 343 carries (4.7 avg.)...Won the rushing title by 242 yards, the second-largest margin since 1997...Accounted for a least 40 percent of the club's offense in 12-of-16 games and at least 50 percent in eight games...Ranked second on the team with 43 receptions, and tied for the team lead with a career-high three TDs...Also led NFL in rushes and offensive touches (386) and ranked second in yards from scrimmage (1,980), first downs (93) and rushes of 10-plus yards (43)...Had 10 games with 20-plus carries and registered at least 97 yards in nine of the games...**(9/25) at Car.:** Recorded first 100-yard rushing game of the season with 122 yards on 24 carries (5.1 avg.)...**(10/9) vs. Cin.:** Surpassed 10,000 all-purpose yards for his career with 10,073...Rushed for 85 yards and one TD on 19 rushes...**(10/24) vs. Bal.:** Had a season-high 30 carries for 105 yards...**(11/13) at Ind.:** Became the second player in franchise history to reach 6,000 career rushing yards as he accomplished the feat in his 86th career game...Rushed for 114 yards on 25 carries and scored on a 3-yard run in the fourth quarter...**(11/20) at Cle.:** Scored a TD in his third straight game...Finished with 87 yards on 21 carries and added four receptions for 31 yards...**(11/27) vs. Hou.:** Totaled 166 yards from scrimmage (99 rushing, 67 receiving)...**(12/5) vs. SD:** Compiled a season-high 188 yards from scrimmage (97 rushing, 91 receiving), third most of his career...Accounted for 61.4 percent of the Jaguars offense (188 of 306)...Had six receptions for 91 yards and one TD...**(12/11) vs. TB:** Scored a career-high four TDs (two receiving, two rushing) and recorded 136 yards from



scrimmage (85 rushing, 51 receiving)...His two receiving TDs were a career high...Was only player in NFL in 2011 with four TDs in a game...**(12/15) at Atl.:** Gained 112 yards on 17 carries (6.6 avg.)...**(1/1/12) at Ind.:** Secured the NFL rushing title with a season-high 169 yards on 25 carries (6.8 avg.).

2010 (with Jac.): Started all 14 games played and missed the final two games with a knee injury, his first career games missed due to injury...Led team with 1,324 yards on 299 carries with five TDs, the third consecutive season he led team in rushing...Added 34 receptions for 317 yards and two TDs...Voted as starter for Pro Bowl...Registered a career-high seven 100-yard rushing games including a streak of six straight...The seven 100-yard rushing games tied for third most in NFL...Named NFL Alumni Running Back of the Year and to The Sporting News All-Pro Team...**(9/12) vs. Den.:** Opened season with 98 rushing yards on 23 carries...Surpassed 4,000 yards rushing and 8,000 career all-purpose yards...**(10/3) vs. Ind.:** Carried the ball 26 times for 105 yards and scored his 50th career rushing TD...**(10/24) at KC:** Led team with a season-high five receptions for 74 yards including an 18-yard TD catch...Added 47 yards on 16 carries...**(10/31) at Dal.:** Produced 135 yards on 27 carries with two rushes of 20-plus yards...Added two receptions for 13 yards...**(11/14) vs. Hou.:** Posted 100 rushing yards on 24 attempts with two TDs...**(11/21) vs. Cle.:** Finished with a career-high 220 yards from scrimmage (133 rushing, 87 receiving) and recorded third consecutive 100-yard rushing game...Scored the game-winning TD on a 1-yard run with 1:20 remaining...Posted the longest reception of his career, a 75-yarder to set up the game-winning TD...Named FedEx Ground NFL Player of the Week for his performance...**(11/28) at NYG:** Topped the 100-yard rushing mark for the fourth consecutive game with 113 yards on 21 carries...**(12/5) at Ten.:** Registered a career-high 186 rushing yards on a season-high 31 carries (6.0 avg.)...Surpassed 5,000 career rushing yards and 7,000 career yards from scrimmage...Voted as FedEx Ground NFL Player of the Week.

2009 (with Jac.): Started a career-high 16 games in his first season as the lead running back...Was named to the Pro Bowl for the first time and was selected by his teammates as the Walter Payton Man of the Year for his work in the community...Led the team in rushing for the second consecutive season with 1,391 yards on 312 carries and 15 TDs...Added 53 receptions for 374 yards and one TD...Added two punt returns for 19 yards (9.5) and four kickoff returns for 102 yards (25.5)...Led team in rushing yards, yards from scrimmage (1,765) and TDs (16)...Set franchise single-season record for rushing TDs (15), the most in the AFC and second highest in NFL...Finished with 16 total TDs, which ranked tied for first in the AFC and second in the NFL...Finished with five 100-yard rushing games...**(9/13) at Ind.:** Registered team-high 123 yards from scrimmage, finishing with 91 yards on 21 carries and added five receptions for 26 yards...**(9/27) at Hou.:** Rushed for 119 yards on 23 carries with three TDs including a 61-yard run in the second quarter...Named FedEx Ground Player of the Week and AFC Offensive Player of the Week...**(10/18) vs. StL.:** Established a career high with 33 carries for 133 yards and finished with three TDs, the second time in a four-game span he had three TDs...Set a season high with 178 yards from scrimmage...**(11/1) at Ten.:** Amassed 177 yards on only eight carries with TD runs of 80 and 79 yards...His 22.1 average per rush was the best in the NFL the last 50 seasons (min. 8 carries)...Became only third player in NFL history with two rushing TDs of 75-plus yards in the same game, joining Barry Sanders (10/12/97) and Frank Gore (9/20/09)...**(11/15) at NYJ:** Recorded fourth 100-yard rushing game of the season, finishing with 123 yards and one TD on 24 carries...**(11/22) vs. Buf.:** Recorded a TD in fifth straight game...**(12/13) vs. Mia.:** Scored his 14th TD of the season and tied the single-season franchise mark...**(12/17) vs. Ind.:** Set the franchise single-season record for TDs with 15...Registered 110 yards on 27 carries and five receptions for 30 yards.

2008 (with Jac.): Played in all 16 games with three starts...Led team in rushing with 197 carries for 824 yards and 12 TDs and ranked second with a career-high 62 receptions for 565 yards and two TDs...Added 13 kickoff returns for 281 yards (21.6 avg.) and seven punt returns for 69 yards (9.9)...Led team in total TDs (14), yards from scrimmage (1,389) and all-purpose yards



(1,739)...Led all NFL running backs in receiving yards and ranked second in receptions...Selected to USA Today All-Joe Team...**(9/21) at Ind.:** Finished with 19 carries for 107 yards (5.6) and one TD and four receptions for 59 yards...Scored on a 6-yard run and finished with 191 all-purpose yards...**(10/5) vs. Pit.:** Tied for team lead with six receptions for 23 yards and rushed five times for seven yards with a 1-yard TD run...**(10/12) at Den.:** Earned FedEx Ground Player of the Week honors after rushing for 125 yards on 22 carries and two TDs...**(11/9) at Det.:** Led team with a career-high three rushing TDs on 11 carries for 70 yards...**(11/23) vs. Min.:** Became first running back in team history to record a 100-yard receiving game, finishing with career-high nine receptions for 113 yards...Added four rushing yards on three carries, four kickoff returns for 107 yards (26.8) and one punt return for nine yards for 233 all-purpose yards...**(12/14) vs. GB:** Made first start of season and produced two TDs...Had 12 rushes for 48 yards and four receptions for 22 yards...**(12/23) vs. Min.:** Finished with nine receptions for 113 yards and became the first running back in team history to record a 100-yard receiving game.

2007 (with Jac.): Played in 15 games and both postseason games...Tied for team lead with 10 total TDs (nine rushes,



one return) and ranked seventh in the NFL with 2,104 all-purpose yards...Ranked second on team in rushing with 768 yards on 167 carries for nine TDs and third in receptions with 40 for 407 yards (10.2 avg.)...Posted a career-high 31 kickoff returns for 811 yards (26.2) with one TD...Had three scoring plays of 50-plus yards...Led Jaguars in the postseason with seven receptions for 92 yards, 140 yards from scrimmage and 297 all-purpose yards...(9/23) at Den.: Registered 144 all-purpose yards, rushing 15 times for 37 yards, two receptions for 18 yards and three KORs for 89 yards (29.7 avg.)...(10/14) vs. Hou.: Recorded 260 all-purpose yards, the second-most of his career...Rushed 12 times for 125 yards and scored on 7-yard and 57-yard runs in the fourth quarter...Had four receptions for team-leading 59 yards and returned four kickoffs for 76 yards...(10/22) vs. Ind.: Led team with 13 carries for 52 yards with one TD and had three receptions for 17 yards...Returned four kickoffs for 133 yards (33.3 avg.)...Marked fourth consecutive game with 140-plus all-purpose yards...(11/4) at NO: Returned kickoff 100 yards for a TD, the longest return in franchise history...(11/11) at Ten.: Posted second 100-yard rushing game of the season with 19 carries for 101 yards with an 8-yard TD run...Returned two kickoffs and two punts and finished with 186 all-purpose yards...Postseason: (1/5/08) at Pit.: Registered 168 all-purpose yards in first career postseason game and recorded two TDs...Finished with eight carries for 29 yards with a 10-yard TD and caught a 43-yard TD pass...Returned first quarter kickoff 96 yards to the Steelers' 1-yard line, which led to a Jaguars TD...(1/12/08) at NE: Rushed six times for 19 yards and had team-high six receptions for 49 yards in AFC Divisional Playoff game...Returned five kickoffs for 61 yards.

2006 (with Jac.): Played in all 16 games as a rookie with one start...Finished with a team-record 2,250 all-purpose yards and led team with 16 total TDs...Ranked second on the team in rushing with 166 carries for 941 yards with a team-high 13 rushing TDs and also ranked second with 46 receptions (team rookie record) for 436 yards and two TDs...Finished with 31 kickoff returns for 860 yards (27.7 avg.) and one TD...Ranked third in the NFL with a 27.7 kickoff return average...Scored a TD in eight consecutive games, and registered at least one score in 12 of the last 14 games...Ranked third in the NFL in all-purpose yards, trailing only Steven Jackson of St. Louis (2,334) and NFL MVP LaDainian Tomlinson of San Diego (2,323)...(9/24) at Ind.: Recorded first career 100-yard rushing game with 103 yards on 13 carries...Returned four kickoffs for 109 yards and finished with 244 all-purpose yards...(12/10) vs. Ind.: Set a team-record for all-purpose yards in a game with 303, finishing with 15 rushes for a career-high 161 yards and two TDs, one reception for 15 yards, two kickoffs for 109 yards and one TD and one punt return for 13 yards...The 303 all-purpose yards ranked fourth in NFL history by a rookie and were the most since WR Tim Brown had 306 on 11/28/98 for Oakland...Named AFC Special Teams Player of the Week and was presented the NFL Player of the Day Golden Peacock Award by NBC following the game...(12/24) vs. NE: Made first career start and led team with 19 carries for 131 yards and two TDs along with six receptions for 41 yards...Scored on a 74-yard run, then the second-longest TD run in franchise history.

COLLEGE: Started 22-of-36 games in three seasons at UCLA...Finished with 2,503 rushing yards on 481 carries along with 26 TDs...Recorded 64 career receptions for 819 yards and seven TDs...Left school following junior season as only the fifth player in school history to lead the team in rushing in all three seasons...Also served as a punt and kickoff returner where he set the school record with 4,688 all-purpose yards...As a junior, was consensus All-American selection as all-purpose back and All-Pac-10 first-team selection as punt returner...Started all 12 games and led the team in rushing with 914 yards and 13 TDs on 186 carries...Set NCAA single-season record with a 28.5 average on 15 punt returns and compiled a school single-season record 427 yards and three TDs on punt returns...Named second-team All-Pac-10 with 91.5 rushing yards per game...Scored 12 TDs (eight rushing, three receiving and one on a punt return)...Rushed for 1,007 yards on 160 attempts with eight TDs as a sophomore...Saw action in all 13 games as a true freshman...Named first-team All-Pac-10 as a kick returner by The Sporting News...Led team in rushing with 582 yards on 125 attempts with five TDs, becoming the first true freshman to lead the Bruins in rushing since DeShaun Foster in 1998...Majored in history.

PERSONAL: Attended De La Salle High School in Concord, Calif. ...Lettered three times in football...Parade, PrepStar and SuperPrep All-American selection...Also a member of the SuperPrep Elite 50 team, in addition to earning that publication's FarWest Offensive Player of the Year honors...Earned Tacoma News Tribune Western 100, first-team all-state and State Running Back of the Year...Member of team that extended the school's winning streak to 138 games...Gained 1,457 yards rushing, averaging 11.9 yards per attempt, and had 26 total TDs in 12 games as a senior...Four-year member of the track team as a sprinter...Established the Maurice Jones-Drew Foundation in 2009 to help youth-focused organizations...Joined NFL Commissioner Roger Goodell in January of 2010 in New York City to announce a special campaign, Fuel Up to Play 60, between the NFL, the U.S. Department of Agriculture (USDA) and the National Dairy Council to fight and defeat childhood obesity.

ADDITIONAL STATISTICS: Miscellaneous tackles – 1 in 2006, 3 in 2007, 6 in 2009, 3 in 2010, 1 in 2011, 1 in 2012, 1 in 2013; NFL total: 16. PASSING: Attempts – 1 in 2010, 1 in 2013; NFL total – 2. Completions – 1 in 2013. Yards – 8 in 2013. Touchdown passes – 1 in 2013. Interceptions – 1 in 2010.

SINGLE-GAME HIGHS: RUSHING: Attempts: 33, vs. StL., 10/18/09. Yards – 186, at Ten., 12/15/10. Long – 80t, at Ten., 11/1/09. Touchdowns – 3, three times; last: vs. StL., 10/18/09. RECEIVING: Receptions – 9, vs. Min., 11/23/08. Yards – 113, vs. Min., 11/23/08. Long – 75 vs. Cle., 11/21/10. Touchdowns – 2, vs. TB, 12/11/11.


MAURICE JONES-DREW'S CAREER STATISTICS

Year	Team	GP	GS	RUSHING					RECEIVING					TOTAL OFFENSE
				Att.	Yds	Avg.	Lg	TD	Rec.	Yds	Avg.	Lg	TD	
2006	Jacksonville	16	1	166	941	5.7	74t	13	46	436	9.5	51t	2	1,377
2007	Jacksonville	15	0	167	768	4.6	57t	9	40	407	10.2	43	0	1,175
2008	Jacksonville	16	3	197	824	4.2	46t	12	62	565	9.1	26	2	1,389
2009	Jacksonville	16	16	312	1,391	4.5	80t	15	53	374	7.1	19	1	1,765
2010	Jacksonville	14	14	299	1,324	4.4	37	5	34	317	9.3	75	2	1,641
2011	Jacksonville	16	16	343	1,606	4.7	56	8	43	374	8.7	48	3	1,980
2012	Jacksonville	6	5	86	414	4.8	59t	1	14	86	6.1	13	1	500
2013	Jacksonville	15	15	234	803	3.4	48	5	43	314	7.3	17	0	1,117
Totals		114	70	1,804	8,071	4.5	80t	68	335	2,873	8.6	75	11	10,944
Year	Team	GP	GS	RUSHING					RECEIVING					TOTAL OFFENSE
				Att.	Yds	Avg.	Lg	TD	Rec.	Yds	Avg.	Lg	TD	
2007	Jacksonville	2	0	14	48	3.4	10t	1	7	92	13.1	43t	1	140
Totals		2	0	14	48	3.4	10t	1	7	92	13.1	43t	1	140

KICKOFF RETURNS							PUNT RETURNS					
Year	Team	No.	Yds	Avg.	Lg	TD	No.	FC	Yds	Avg.	Lg	TD
2006	Jacksonville	31	860	27.7	93t	1	1	0	13	13.0	13	0
2007	Jacksonville	31	811	26.2	100t	1	3	0	28	9.3	17	0
2008	Jacksonville	13	281	21.6	33	0	7	1	69	9.9	15	0
2009	Jacksonville	4	102	25.5	30	0	2	0	19	9.5	12	0
2012	Jacksonville	0	0	-	-	0	2	0	4	2.0	4	0
Totals		79	2,054	26.0	100t	2	15	1	133	8.9	17	0
POSTSEASON												
KICKOFF RETURNS							PUNT RETURNS					
Year	Team	No.	Yds	Avg.	Lg	TD	No.	FC	Yds	Avg.	Lg	TD
2007	Jacksonville	6	157	26.2	96	0	0	0	0	-	-	0
Totals		6	157	26.2	96	0	0	0	0	-	-	0

MAURICE JONES-DREW GAME-BY-GAME
2013, JACKSONVILLE

Date	Opp.	GP	GS	RUSHING					RECEIVING					TOTAL OFFENSE
				Att.	Yds	Avg.	Lg	TD	Rec.	Yds	Avg.	Lg	TD	
9/8	vs. KC-L	1	1	15	45	3.0	10	0	0	0	-	-	0	45
9/15	at Oak-L	1	1	10	27	2.7	8	0	1	1	1.0	1	0	28
9/22	at Sea-L	1	1	19	43	2.3	8	1	2	19	9.5	11	0	62
9/29	vs. Ind-L	1	1	13	23	1.8	6	0	1	5	5.0	5	0	28
10/6	at StL-L	1	1	17	70	4.1	20	0	2	16	8.0	10	0	86
10/13	at Den-L	1	1	20	71	3.6	28	1	2	3	1.5	4	0	74
10/20	SD-L	1	1	9	37	4.1	11	0	2	19	9.5	12	0	56
10/27	SF-L	1	1	19	75	3.9	30	0	6	47	7.8	11	0	122
11/10	at Ten-W	1	1	21	41	2.0	12	1	4	33	8.3	17	0	74
11/17	Ari-L	1	1	14	23	1.6	9	1	4	12	3.0	7	0	35
11/24	at Hou-W	1	1	14	84	6.0	44	1	6	60	10.0	15	0	144
12/1	at Cle-W	1	1	23	77	3.3	18	0	2	4	2.0	4	0	81
12/5	Hou-W	1	1	14	103	7.4	48	0	2	20	10.0	15	0	123
12/15	Buf-L			(INACTIVE - HAMSTRING)										
12/22	Ten-L	1	1	13	45	3.5	11	0	4	24	6.0	10	0	69
12/29	at Ind-L	1	1	13	39	3.0	6	0	5	51	10.2	14	0	90
Totals		15	15	234	803	3.4	48	5	43	314	7.3	17	0	1,117



MAURICE JONES-DREW GAME-BY-GAME

2012, JACKSONVILLE

Date	Opp.	GP	GS	RUSHING					TD	RECEIVING					TOTAL OFFENSE
				Att.	Yds	Avg.	Lg			Rec.	Yds	Avg.	Lg	TD	
9/9	at Min-L	1	0	19	77	4.1	11	0		3	18	6.0	8	0	95
9/16	Hou-L	1	1	12	60	5.0	17	0		3	7	2.3	5t	1	67
9/23	at Ind-W	1	1	28	177	6.3	59t	1		2	16	8.0	11	0	193
9/30	Cin-L	1	1	13	38	2.9	9	0		5	42	8.4	13	0	80
10/7	Chi-L	1	1	12	56	4.7	27	0		1	3	3.0	3	0	59
10/21	at Oak-L	1	1	2	6	3.0	3	0		0	0	-	-	0	6
10/28	at GB-L														
11/4	Det-L														
11/8	Ind-L														
11/18	at Hou-L														
11/25	Ten-W														
12/2	at Buf-L														
12/9	NYJ-L														
12/16	at Mia-L														
12/23	NE-L														
12/30	at Ten-L														
Totals		6	5	86	414	4.8	59t	1		14	86	6.1	13	1	500

2011, JACKSONVILLE

RUSHING										RECEIVING					TOTAL
Date	Opp.	GP	GS	Att.	Yds	Avg.	Lg	TD		Rec.	Yds	Avg.	Lg	TD	OFFENSE
9/11	Ten-W	1	1	24	97	4.0	21t	1		0	0	-	-	0	97
9/18	at NYJ-L	1	1	18	88	4.9	16	0		3	19	6.3	11	0	107
9/25	at Car-L	1	1	24	122	5.1	39	0		3	45	15.0	24	0	167
10/2	NO-L	1	1	11	84	7.6	41	0		1	3	3.0	3	0	87
10/9	Cin-L	1	1	19	85	4.5	25	1		0	0	-	0	0	85
10/16	at Pit-L	1	1	22	96	4.4	19	0		2	8	4.0	11	0	104
10/24	Bal-W	1	1	30	105	3.5	12	0		2	-1	-0.5	1	0	104
10/30	at Hou-L	1	1	18	63	3.5	10	1		1	11	11.0	11	0	74
11/13	at Ind-W	1	1	25	114	4.6	15	1		3	23	7.7	12	0	137
11/20	at Cle-L	1	1	21	87	4.1	14	1		4	31	7.8	10	0	118
11/27	Hou-L	1	1	18	99	5.5	29	0		4	67	16.8	31	0	166
12/5	SD-L	1	1	20	97	4.9	17	0		6	91	15.2	48	1	188
12/11	TB-W	1	1	27	85	3.1	14	2		6	51	8.5	17	2	136
12/15	at Atl-L	1	1	17	112	6.6	43	0		1	1	1.0	1	0	113
12/24	at Ten-L	1	1	24	103	4.3	24	1		6	21	3.5	14	0	124
1/1/12	Ind-W	1	1	25	169	6.8	56	0		1	4	4.0	4	0	173
Totals		16	16	343	1,606	4.7	56	8		43	374	8.7	48	3	1,980

2010, JACKSONVILLE

RUSHING										RECEIVING					TOTAL
Date	Opp.	GP	GS	Att.	Yds	Avg.	Lg	TD		Rec.	Yds	Avg.	Lg	TD	OFFENSE
9/12	Den-W	1	1	23	98	4.3	18	0		3	15	5.0	8	0	113
9/19	at SD-L	1	1	12	31	2.6	7	0		1	17	17.0	17	0	48
9/26	Phi-L	1	1	22	88	4.0	17	0		2	1	0.5	3	0	89
10/3	Ind-W	1	1	26	105	4.0	14	1		2	16	8.0	8t	1	121
10/10	at Buf-W	1	1	19	84	4.4	23	0		2	9	4.5	6	0	93
10/18	Ten-L	1	1	17	57	3.4	11	0		2	8	4.0	4	0	65
10/24	at KC-L	1	1	16	47	2.9	21	0		5	74	14.8	29	1	121
10/31	at Dal-W	1	1	27	135	5.0	24	0		2	13	6.5	10	0	148
11/14	Hou-W	1	1	24	100	4.2	15	2		2	23	11.5	14	0	123
11/21	Cle-W	1	1	23	133	5.8	22	1		3	87	29.0	75	0	220
11/28	at NYG-L	1	1	21	113	5.4	23	0		4	9	2.3	6	0	122
12/5	at Ten-W	1	1	31	186	6.0	37	0		1	4	4.0	4	0	190
12/12	Oak-W	1	1	23	101	4.4	30t	1		3	19	6.3	9	0	120
12/19	at Ind-L	1	1	15	46	3.1	12	0		2	22	11.0	14	0	68
12/26	Was-L			(INACTIVE - KNEE)											
1/2/11	at Hou-L			(INACTIVE - KNEE)											
Totals		14	14	299	1,324	4.4	37	5		34	317	9.3	75	2	1,641


MAURICE JONES-DREW GAME-BY-GAME
2009, JACKSONVILLE

Date	Opp.	GP	GS	RUSHING					TD	RECEIVING					TOTAL OFFENSE
				Att.	Yds	Avg.	Lg			Rec.	Yds	Avg.	Lg	TD	
9/13	at Ind-L	1	1	21	97	4.6	26	1		5	26	5.2	13	0	123
9/20	Ari-L	1	1	13	66	5.1	36	0		4	17	4.3	6	0	83
9/27	at Hou-W	1	1	23	119	5.2	61t	3		4	28	7.0	8	0	147
10/4	Ten-W	1	1	6	14	2.3	9t	1		3	26	8.7	15	0	40
10/11	at Sea-L	1	1	12	34	2.8	18	0		5	23	4.6	10	0	57
10/18	StL-W	1	1	33	133	4.0	26	3		5	45	9.0	16	0	178
11/1	at Ten-L	1	1	8	177	22.1	80t	2		1	-4	-4.0	-4	0	173
11/8	KC-W	1	1	29	97	3.3	10t	1		3	37	12.3	15	0	134
11/15	at NYJ-W	1	1	24	123	5.1	33t	1		2	22	11.0	19	0	145
11/22	Buf-W	1	1	25	66	2.6	10	1		4	18	4.5	13	0	84
11/29	at SF-L	1	1	15	75	5.0	12	0		5	35	7.0	17	0	110
12/6	Hou-W	1	1	24	76	3.2	15	0		1	6	6.0	6	0	82
12/13	Mia-L	1	1	18	59	3.3	13	1		2	24	12.0	17	0	83
12/17	Ind-L	1	1	27	110	4.1	14	1		5	30	6.0	11	1	140
12/27	at NE-L	1	1	18	63	3.5	14	0		3	35	11.7	17	0	98
1/3/10	at Cle-L	1	1	16	82	5.1	30	0		1	6	6.0	6	0	88
Totals		16	16	312	1,391	4.5	80t	15		53	374	7.1	19	1	1,765

2008, JACKSONVILLE

Date	Opp.	GP	GS	RUSHING					TD	RECEIVING					TOTAL OFFENSE
				Att.	Yds	Avg.	Lg			Rec.	Yds	Avg.	Lg	TD	
9/7	at Ten-L	1	0	5	13	2.6	11	0		4	37	9.3	15	0	50
9/14	Buf-L	1	0	7	17	2.4	9	1		3	25	8.3	15	0	42
9/21	at Ind-W	1	0	19	107	5.6	18	1		4	59	14.8	26	0	166
9/28	Hou-W	1	0	7	32	4.6	19	0		2	17	8.5	12	0	49
10/5	Pit-L	1	0	5	7	1.4	3	1		6	23	3.8	10	0	30
10/12	at Den-W	1	0	22	125	5.7	46t	2		2	23	11.5	12	0	148
10/26	Cle-L	1	0	12	29	2.4	5	0		3	19	6.3	7	0	48
11/2	at Cin-L	1	0	10	33	3.3	8	1		2	29	14.5	16	0	62
11/9	at Det-W	1	0	11	70	6.4	16	3		2	21	10.5	15	0	91
11/16	Ten-L	1	0	17	66	3.9	15	2		3	27	9.0	11	0	93
11/23	Min-L	1	0	3	4	1.3	3	0		9	113	12.6	24	0	117
12/1	at Hou-L	1	0	12	49	4.1	14	0		3	22	7.3	16	0	71
12/7	at Chi-L	1	0	12	55	4.6	14	0		7	47	6.7	19	1	102
12/14	GB-W	1	1	12	48	4.0	15	1		4	22	5.5	14t	1	70
12/18	Ind-L	1	1	20	91	4.6	15	0		7	71	10.1	17	0	162
12/28	at Bal-L	1	1	23	78	3.4	23	0		1	10	10.0	10	0	88
Totals		16	3	197	824	4.2	46t	12		62	565	9.1	26	2	1,389



MAURICE JONES-DREW GAME-BY-GAME

2007, JACKSONVILLE

Date	Opp.	GP	GS	RUSHING					TD	RECEIVING					TOTAL OFFENSE
				Att.	Yds	Avg.	Lg			Rec.	Yds	Avg.	Lg	TD	
9/9	Ten-L	1	0	7	32	4.6	23	0		3	28	9.3	20	0	60
9/16	Atl-W	1	0	11	31	2.8	9	0		1	10	10.0	10	0	41
9/23	at Den-W	1	0	15	37	2.5	10	0		2	18	9.0	10	0	55
10/7	at KC-W	1	0	9	82	9.1	52t	1		3	30	10.0	12	0	112
10/14	Hou-W	1	0	12	125	10.4	57t	2		4	59	14.8	25	0	184
10/22	Ind-L	1	0	13	52	4.0	12	1		3	17	5.7	7	0	69
10/28	at TB-W	1	0	10	48	4.8	21	0		2	14	7.0	15	0	62
11/4	at NO-L	1	0	5	28	5.6	12	0		2	31	15.5	22	0	59
11/11	at Ten-W	1	0	19	101	5.3	30	1		3	28	9.3	10	0	129
11/18	SD-W	1	0	12	33	2.8	15	1		1	4	4.0	4	0	37
11/25	Buf-W	1	0	10	10	1.0	17t	1		2	16	8.0	10	0	26
12/2	at Ind-L	1	0	11	52	4.7	22	1		1	5	5.0	5	0	57
12/9	Car-W	1	0	11	24	2.2	6	0		2	21	10.5	13	0	45
12/16	at Pit-W	1	0	12	69	5.8	20	0		5	30	6.0	8	0	99
12/23	Oak-W	1	0	10	44	4.4	14t	1		6	96	16.0	43	0	140
12/30	at Hou-L			(INACTIVE)											
Totals		15	0	167	768	4.6	57t	9		40	407	10.2	43	0	1,175
1/5/08	at Pit-W	1	0	8	29	3.6	10t	1		1	43	43.0	43t	1	72
1/12/08	at NE-L	1	0	6	19	3.2	10	0		6	49	8.2	18	0	68
Postseason Totals		2	0	14	48	3.4	10t	1		7	92	13.1	43t	1	140

2006, JACKSONVILLE

Date	Opp.	GP	GS	RUSHING					TD	Rec.	RECEIVING				TOTAL OFFENSE
				Att.	Yds	Avg.	Lg				Yds	Avg.	Lg	TD	
9/10	Dal-W	1	0	2	8	4.0	4	0		0	0	-	-	0	8
9/18	Pit-W	1	0	2	4	2.0	7	0		2	6	3.0	5	0	10
9/24	at Ind-L	1	0	13	103	7.9	26	0		4	32	8.0	12	1	135
10/1	at Was-L	1	0	3	3	1.0	2	0		3	53	17.7	51t	1	56
10/8	NYJ-W	1	0	13	59	4.5	9	2		0	0	-	-	0	59
10/22	at Hou-L	1	0	8	10	1.3	3	1		7	58	8.3	19	0	68
10/29	at Phi-W	1	0	21	77	3.7	13	0		3	20	6.7	10	0	97
11/5	Ten-W	1	0	8	56	7.0	40	0		2	29	14.5	29	0	85
11/12	Hou-L	1	0	3	11	3.7	6	1		4	56	14.0	21	0	67
11/20	NYG-W	1	0	9	45	5.0	12	1		2	16	8.0	9	0	61
11/26	at Buf-L	1	0	8	78	9.8	24	1		5	47	9.4	28	0	125
12/3	at Mia-W	1	0	5	46	9.2	32t	1		0	0	-	-	0	46
12/10	Ind-W	1	0	15	166	11.1	48t	2		1	15	15.0	15	0	181
12/17	at Ten-L	1	0	25	98	3.9	17	1		3	47	15.7	37	0	145
12/24	NE-L	1	1	19	131	6.9	74t	2		6	41	6.8	11	0	172
12/31	at KC-L	1	0	12	46	3.8	12	1		4	16	4.0	8	0	62
Totals		16	1	166	941	5.7	74t	13		46	436	9.5	51t	2	1,377



Nick KASA

88

TIGHT END | 6-6 | 265 | COLORADO

ACQUIRED: D6a-'13 | NFL EXP.: 2 | RAIDERS EXP.: 2

HOMETOWN: THORNTON, COLO.

BORN: 11/5/90

Selected by Oakland Raiders in the sixth round (172nd overall) of the 2013 NFL Draft, April 27, 2013.

2013: Appeared in 16 games - starting one at tight end - primarily on special teams...Recorded one catch for nine yards and a TD...**(9/8) at Ind.:** Saw action on special teams in his NFL debut...**(11/10) at NYG:** Made his first career start as a third tight end and saw action on offense and special teams...**(12/29) vs. Den.:** Hauled in the first reception and TD of his career when he registered a 9-yard TD catch in the fourth quarter.

COLLEGE: Played four years at Colorado, playing three years on the defensive line before converting to tight end...Recorded 28 tackles (20 solo) with one sack on defense...As a senior, played 13 games at tight end and totaled 25 receptions for 391 yards and three TDs...An All-Pac-12 third-team choice by the NFL Draft Report...Of his 25 receptions, 16 went for 10-or-more yards and eight catches for 20 yards or longer...Had three catches for a career-high 87 yards vs. Washington State, including a 70-yard score...Appeared in 11 games as a junior, converting to tight end late in the season...Registered first career sack vs. Iowa...Recorded two tackles as a freshman, including a tackle for loss at Texas...Majored in communications.

PERSONAL: Attended Legacy High School in Thornton, Colo. ...Finished prep career as school's all-time leader in sacks (31.5) and tackles for loss (46)...Named the Colorado Defensive Player of the Year by both the Rocky Mountain News and the Denver Post as a senior...As a senior, posted 59 tackles (40), including 10 sacks and one fumble recovery...Received All-American honors from PrepStar and SuperPrep...Played in the U.S. Army All-American game in San Antonio, Texas...Tabbed as the No. 4 defensive end in the country by Scout.com...Also lettered three times in track and field...Father, Larry, played tackle and linebacker at the University of New Haven...Participated in various community events throughout his rookie year, including hospital visits.

SINGLE-GAME HIGHS: RECEIVING: Receptions – 1, vs. Den., 12/29/13. Yards – 9, vs. Den., 12/29/13. Long – 9t, vs. Den., 12/29/13. Touchdowns – 1, vs. Den., 12/29/13.

NICK KASA'S CAREER STATISTICS

Year	Team	GP	GS	RECEIVING					RUSHING				
				Rec.	Yds	Avg.	Lg	TD	Att.	Yds	Avg.	Lg	TD
2013	Oakland	16	1	1	9	9.0	9t	1	0	0	-	-	0
Totals		16	1	1	9	9.0	9t	1	0	0	-	-	0

NICK KASA GAME-BY-GAME

2013, OAKLAND

Date	Opp.	GP	GS	RECEIVING					TD
				Rec.	Yds	Avg.	Lg	TD	
9/8	at Ind-L	1	0	0	0	-	-	0	
9/15	Jac-W	1	0	0	0	-	-	0	
9/23	at Den-L	1	0	0	0	-	-	0	
9/29	Was-L	1	0	0	0	-	-	0	
10/6	SD-W	1	0	0	0	-	-	0	
10/13	at KC-L	1	0	0	0	-	-	0	
10/27	Pit-W	1	0	0	0	-	-	0	
11/3	Phi-L	1	0	0	0	-	-	0	
11/10	at NYG-L	1	1	0	0	-	-	0	
11/17	at Hou-W	1	0	0	0	-	-	0	
11/24	Ten-L	1	0	0	0	-	-	0	
11/28	at Dal-L	1	0	0	0	-	-	0	
12/8	at NYJ-L	1	0	0	0	-	-	0	
12/15	KC-L	1	0	0	0	-	-	0	
12/22	at SD-L	1	0	0	0	-	-	0	
12/29	Den-L	1	0	1	9	9.0	9t	1	
Totals		16	1	1	9	9.0	9t	1	

122 **raiders.com**





Marquette KING

7

PUNTER | 6-0 | 190 | FORT VALLEY STATE

ACQUIRED: FA-'12 | NFL EXP.: 3 | RAIDERS EXP.: 3

HOMETOWN: MACON, GA.

BORN: 10/26/88

Signed by Oakland Raiders as an undrafted free agent, May 4, 2012.

CAREER: Talented punter emerged onto the scene in 2013, his first full season...Led the league in punting with a 48.9 average...Became just the third punter in franchise history to lead the league in punting over a season...His 48.9 average was the third highest in Raiders history...Career totals include 16 games played, 84 punts for 4,107 yards (48.9 avg.) and 23 punts inside the 20-yard line.

2013: Led NFL in punting (48.9 avg.) in first full season...Joined Hall of Famer Ray Guy and Shane Lechler as the only Raiders to lead the NFL in punting for a single season...Gross punting average tied for the third highest in franchise history...Posted a 41.1 net average, also tied for third highest in team annals...Punted 84 times for 4,107 yards, recording 11 touchbacks and placing 23 punts inside the 20-yard line...**(9/8) at Ind.:** Made NFL debut, punting twice for 101 yards (50.5 avg.)...Had a long punt of 53 yards for a touchback in the second quarter...**(9/15) vs. Jac.:** Totaled four punts for 192 yards (48.0 avg.)...Booted a 58-yard punt...**(9/23) at Den.:** Punted six times for 315 yards, including a season-long 66-yard effort...**(9/29) vs. Was.:** Produced a solid all-around performance, punting seven times for 314 yards (44.9 avg.) and pinning Washington inside the 20-yard line three times...**(10/6) vs. SD:** Punted six times for 297 yards (49.5 avg.)...Booted a 64-yard punt in the fourth quarter...**(10/13) at KC:** Established season highs with eight punts for 414 yards (51.8 avg.)...Boomed his third punt of 60-or-more yards, punting a 64-yarder in the second quarter...**(10/27) vs. Pit.:** Matched a season high with eight punts...Placed two efforts inside the 20-yard line...Posted first career special teams tackle...**(11/3) vs. Phi.:** Punted seven times for 315 yards, averaging 45 yards per effort...Recorded a tackle on special teams for the second straight game, forcing DeSean Jackson out of bounds in the second quarter and drawing a face-mask penalty on the play...**(11/10) at NYG:** Punted five times, averaging 50.8 yards per effort...Had first career punt blocked in the first quarter...Had three punts land inside the 20-yard line...**(11/17) at Hou.:** Set season highs with 11 punts for 540 yards (49.1 avg.)...Placed a season-high four punts inside the 20-yard line and booted three punts of 60-or-more yards (64, 62 and 63)...**(11/28) at Dal.:** Punted five times for 265 yards, averaging 53 yards per effort...Placed two punts inside the 20-yard line...**(12/15) vs. KC:** Punted just once, booting a 48-yarder in the fourth quarter...**(12/22) at SD:** Posted a season-high 54.2 punting average, booting five punts for 271 yards...Placed two punts inside the 20-yard line...Had a long punt of 63 yards...**(12/29) vs. Den.:** Punted five times for 229 yards (45.8 avg.)...Placed two punts inside the 20-yard line.

AT A GLANCE

- In 2013, his first full season, led the NFL in punting with a 48.9 average.
- Became the third punter in franchise history to lead the league in punting.
- Missed the entire 2012 campaign due to a foot injury suffered in the preseason.
- Named team Most Valuable Player following senior season at Fort Valley State.
- Booted an 80-yard punt at the HBCU All-Star Bowl Game and recorded 16 punts of 50 yards or longer as a senior.



2012: Spent the entire 2012 regular season on the reserve/injured list due to a foot injury suffered late in the preseason.

COLLEGE: Played four years at Fort Valley State and earned first-team Southern Intercollegiate Athletic Conference honors as a senior...Invited to the National College Elite Kicking Camp...Ranked as No. 5 punter in Division II after senior year...As a senior, punted 60 times for 2,582 yards (43.0 avg.)...Booted an 80-yard punt at the HBCU All-Star Bowl Game...Placed 21 punts inside the 20-yard line...Had nine touchbacks...Ranked 13th in the nation in net punting yardage...Had 16 punts travel 50-or-more yards...As a junior, punted 54 times for 2,144 yards (39.7 avg.)...Had a season-long 64-yard punt...Placed 17 punts inside the opponent 20-yard line...Ranked as the No. 4 punter in Division II...Averaged 39 yards per punt as a sophomore...Finished freshman season with a 41-yard punting average.



PERSONAL: Attended Rutland High School in Macon, Ga. ...Began playing football as a wide receiver his sophomore year of high school...Did not punt until junior year...One of the Raiders' most active community participants, took part in numerous events throughout 2013, including the Alameda County Food Bank, Toys for Tots and Holiday Shopping.

ADDITIONAL STATISTICS: Special teams tackles – 2 in 2013. Last blocked punt – at NYJ, 12/8/13.

SINGLE-GAME HIGHS: PUNTING: Punts – 11, at Hou., 11/17/13. Gross average (min. four attempts) – 54.2, at SD, 12/22/13. Touchbacks – 1, 11 times; last: vs. Den., 12/29/13. Net average (min. four attempts) – 47.5, vs. Ten., 11/24/13. Punts inside 20 – 4, at Hou., 11/17/13. Long – 66, at Den., 9/23/13.


MARQUETTE KING'S NFL STATISTICS

Year	Team	GP	Punts	Yds	Avg.	In 20	TB	Lg	Net	Blk.	Ret.	Ret. Yds
2013	Oakland	16	84	4,107	48.9	23	11	66	40.1	2	42	438
Totals		16	84	4,107	48.9	23	11	66	40.1	2	42	438

MARQUETTE KING GAME-BY-GAME

2013, OAKLAND

Date	Opp.	GP	Punts	Yds	Avg.	In 20	TB	Lg	Net	Blk.	Ret.	Ret. Yds
9/8	at Ind-L	1	2	101	50.5	0	1	53	29.0	0	1	23
9/15	Jac-W	1	4	192	48.0	1	1	58	41.8	0	1	5
9/23	at Den-L	1	6	315	52.5	0	1	66	43.5	0	3	34
9/29	Was-L	1	7	314	44.9	3	1	48	40.4	0	2	11
10/6	SD-W	1	6	297	49.5	1	1	64	42.7	0	2	21
10/13	at KC-L	1	8	414	51.8	1	1	64	42.0	0	6	32
10/27	Pit-W	1	8	372	46.5	2	1	58	38.1	0	4	47
11/3	Phi-L	1	7	315	45.0	1	1	57	36.6	0	3	39
11/10	at NYG-L	1	5	254	50.8	3	0	61	37.3	1	3	30
11/17	at Hou-W	1	11	540	49.1	4	0	64	37.7	0	7	125
11/24	Ten-L	1	2	95	47.5	0	0	54	47.5	0	1	0
11/28	at Dal-L	1	5	265	53.0	2	1	60	43.6	0	4	27
12/8	at NYJ-L	1	2	85	42.5	1	1	48	21.7	1	0	0
12/15	KC-L	1	1	48	48.0	0	0	48	39.0	0	1	9
12/22	at SD-L	1	5	271	54.2	2	0	63	47.2	0	3	35
12/29	Den-L	1	5	229	45.8	2	1	52	41.8	0	1	0
Totals		16	84	4,107	48.9	23	11	66	40.1	2	42	438



Greg LITTLE

15

WIDE RECEIVER | 6-2 | 220 | NORTH CAROLINA
ACQUIRED: W-'14 (Cle.) | NFL EXP.: 4 | RAIDERS EXP.: 1
HOMETOWN: DURHAM, N.C.
BORN: 5/30/89

Selected by Cleveland Browns in the second round (59th overall) of the 2011 NFL Draft, April 29, 2011...Waived by Browns, May 16, 2014...Claimed via waivers by Oakland Raiders, May 19, 2014.

CAREER: Steady receiver enters his first season with the Raiders after being claimed via waivers by the team in May...Led the Browns in receptions in each of his first two NFL seasons to become the first player to lead the team in receptions in back-to-back seasons since 2006-07...Finished second among NFL rookies with 61 receptions in 2011, trailing only Cincinnati's A.J. Green (65)...Career totals include 48 games played with 41 starts, 155 receptions for 1,821 yards and eight TDs.

2013 (with Cle.): Appeared in all 16 games with 13 starts, compiling 41 receptions for 465 yards with two TDs...Averaged 21.6 yards on seven kickoff returns (151 yards)...Finished third on the team with 465 receiving yards...Caught at least one pass in 15-of-16 games...**(10/13) vs. Det.:** Recorded first reception of the season on 2-yard catch in second quarter...**(11/3) vs. Bal.:** In 24-18 win, posted career-best seven receptions for 122 yards, his second career 100-yard game...**(12/1) vs. Jac.:** Caught 4-yard TD from QB Brandon Weeden that gave Browns 21-20 lead in third quarter, his second of the season and eighth career score.

2012 (with Cle.): Started all 16 games and caught a team-high 53 passes, totaling 647 yards and four TDs...Became the first player to lead the Browns in receptions in back-to-back seasons since 2006-07...**(10/21) at Ind.:** Caught six passes for 52 yards with a 14-yard TD...**(12/23) at Den.:** Totaled six receptions for 58 yards and a 6-yard TD...**(12/30) at Pit.:** Recorded three receptions for 38 yards, including a 7-yard TD from QB Thaddeus Lewis, marking Lewis' first NFL TD pass.

2011 (with Cle.): Caught a team-high 61 passes for 709 yards and two TDs...Reception total was second among NFL rookies, trailing only Cincinnati's A.J. Green (65)...Yardage figure was third among AFC rookies...His 61 receptions were the second most by a Browns rookie...Named the Browns' Maurice Bassett Award winner in 2011 for the most outstanding rookie in training camp...**(11/13) vs. StL.:** Tied a season high with six receptions and totaled a season-best 84 yards...**(11/27) at Cin.:** Hauled in his first career TD reception off a 3-yard pass from QB Colt McCoy...**(12/18) at Ari.:** Notched first career 100-yard receiving performance as he caught five passes for 131 yards, including a 76-yard TD grab from QB Seneca Wallace, which was the Browns' longest pass play from scrimmage since 2007.

COLLEGE: Started 28-of-37 career games at the University of North Carolina, recording 86 receptions for 969 yards with six TDs and 166 carries for 805 yards with six TDs...Also returned 27 kickoffs for 508 yards (18.8 avg.)...Started all 13 games at receiver in 2009 and led the team with 62 receptions for 724 yards with five TDs...Reception total was the fifth-most in a single-season in school history...Added 29 rushing attempts for 166 yards (5.7 avg.) with one score and led the team with 1,112 all-purpose yards...Finished second on the club with 78 carries for 339 yards with three TDs and hauled in 11 passes for 146 yards in 2008...Appeared in 11 games as a true freshman, recording 13 receptions for 99 yards with one TD and 59 rushes for 300 yards and two TDs...Also competed in basketball and track & field while at UNC... Majored in communications.

AT A GLANCE

- Led the Browns in receptions in each of his first two NFL seasons to become the first player to lead the team in receptions in back-to-back seasons since 2006-07.
- Finished second among NFL rookies with 61 receptions in 2011, trailing only Cincinnati's A.J. Green (65).
- Played quarterback, running back, wide receiver, line-backer, safety and cornerback in high school. Saw action at both a tailback and wide receiver in college.
- Named the 2006 Gatorade Player of the Year in North Carolina as a senior in high school.





PERSONAL: Attended Hillside High School in Durham N.C. ...Versatile player who played quarterback, running back, wide receiver, linebacker, safety and cornerback to help the Hornets to a 10-3 record as a senior...Named USA Today All-American... Named the 2006 Gatorade Player of the Year in North Carolina in addition to garnering all-conference accolades.

ADDITIONAL STATISTICS: Kickoff returns – 7 in 2013. Kickoff return yards – 151 in 2013. Special teams tackles – 1 in 2013. Miscellaneous tackles – 4 in 2012, 4 in 2013; NFL totals: 8.

SINGLE-GAME HIGHS: RECEIVING: Receptions – 7 vs. Bal., 11/3/13. Yards – 131, at Ari., 12/18/11. Long – 76t, at Ari., 12/18/11. Touchdowns – 1, 8 times; last: vs. Jac., 12/1/13. RUSHING: Attempts – 1, 5 times; last: vs. KC, 12/9/12. Yards – 17, vs. KC, 12/9/12. Long – 17, vs. KC, 12/9/12.

GREG LITTLE'S CAREER STATISTICS

Year	Team	GP	GS	RECEIVING					RUSHING					TOTAL OFFENSE
				Rec.	Yds	Avg.	Lg	TD	Att.	Yds	Avg.	Lg	TD	
2011	Cleveland	16	12	61	709	11.6	76t	2	3	15	5.0	14	0	724
2012	Cleveland	16	16	53	647	12.2	43	4	2	15	7.5	17	0	662
2013	Cleveland	16	13	41	465	11.3	47	2	0	0	-	-	0	465
Totals		48	41	155	1,821	11.7	76t	8	5	30	6.0	17	0	1,851

GREG LITTLE GAME-BY-GAME

2013, CLEVELAND

Date	Opp.	GP	GS	RECEIVING					RUSHING					TOTAL OFFENSE
				Rec.	Yds	Avg.	Lg	TD	Att.	Yds	Avg.	Lg	TD	
9/8	Mia-L	1	1	4	26	6.5	10	0	0	0	-	-	0	26
9/15	at Bal-L	1	1	4	33	8.3	18	0	0	0	-	-	0	33
9/22	Min-W	1	0	3	19	6.3	16	0	0	0	-	-	0	19
9/29	Cin-W	1	0	0	0	-	-	0	0	0	-	-	0	0
10/3	Buf-W	1	0	3	71	23.7	47	0	0	0	-	-	0	71
10/13	Det-L	1	1	2	12	6.0	10	1	0	0	-	-	0	12
10/20	at GB-L	1	1	4	49	12.3	19	0	0	0	-	-	0	49
10/27	at KC-L	1	1	1	8	8.0	8	0	0	0	-	-	0	8
11/3	Bal-W	1	1	7	122	17.4	46	0	0	0	-	-	0	122
11/17	at Cin-L	1	1	1	4	4.0	4	0	0	0	-	-	0	4
11/24	Pit-L	1	1	2	17	8.5	13	0	0	0	-	-	0	17
12/1	Jac-L	1	1	2	9	4.5	5	1	0	0	-	-	0	9
12/8	at NE-L	1	1	2	14	7.0	14	0	0	0	-	-	0	14
12/15	Chi-L	1	1	4	68	17.0	44	0	0	0	-	-	0	68
12/22	at NYJ-L	1	1	1	4	4.0	4	0	0	0	-	-	0	4
12/29	at Pit-L	1	1	1	9	9.0	9	0	0	0	-	-	0	9
Totals		16	13	41	465	11.3	47	2	0	0	-	-	0	465



GREG LITTLE GAME-BY-GAME

2012, CLEVELAND

Date	Opp.	GP	GS	RECEIVING					Att.	RUSHING				TOTAL OFFENSE
				Rec.	Yds	Avg.	Lg	TD		Yds	Avg.	Lg	TD	
9/9	Phi-L	1	1	0	0	-	-	0	0	0	-	-	0	0
9/16	at Cin-L	1	1	5	57	11.4	24t	1	0	0	-	-	0	57
9/23	Buf-L	1	1	2	17	8.5	12	0	0	0	-	-	0	17
9/27	at Bal-L	1	1	4	77	19.3	43	0	1	-2	-2.0	-2	0	75
10/7	at NYG-L	1	1	0	0	-	-	0	0	0	-	-	0	0
10/14	Cin-W	1	1	3	18	6.0	13	0	0	0	-	-	0	18
10/21	at Ind-L	1	1	6	52	8.7	14t	1	0	0	-	-	0	52
10/28	SD-W	1	1	2	28	14.0	22	0	0	0	-	-	0	28
11/4	Bal-L	1	1	5	52	10.4	23	0	0	0	-	-	0	52
11/18	at Dal-L	1	1	3	53	17.7	22	0	0	0	-	-	0	53
11/25	Pit-W	1	1	1	6	6.0	6	0	0	0	-	-	0	6
12/2	at Oak-W	1	1	4	48	12.0	18	0	0	0	-	-	0	48
12/9	KC-W	1	1	4	69	17.3	34	0	1	17	17.0	17	0	86
12/16	Was-L	1	1	5	74	14.8	30	0	0	0	-	-	0	74
12/23	at Den-L	1	1	6	58	9.7	21	1	0	0	-	-	0	58
12/30	at Pit-L	1	1	3	38	12.7	23	1	0	0	-	-	0	38
Totals		16	16	53	647	12.2	43	4	2	15	7.5	17	0	662

2011, CLEVELAND

Date	Opp.	GP	GS	RECEIVING					Att.	RUSHING				TOTAL OFFENSE
				Rec.	Yds	Avg.	Lg	TD		Yds	Avg.	Lg	TD	
9/11	Cin-L	1	0	1	12	12.0	12.0	0	0	0	-	-	0	12
9/18	at Ind-W	1	0	4	38	9.5	18	0	0	0	-	-	0	38
9/25	Mia-W	1	1	3	24	8.0	10	0	0	0	-	-	0	24
10/2	Ten-L	1	0	6	57	9.5	25	0	0	0	-	-	0	57
10/16	at Oak-L	1	1	6	72	12.0	16.0	0	0	0	-	-	0	72
10/23	Sea-W	1	1	5	31	6.2	9	0	0	0	-	-	0	31
10/30	at SF-L	1	1	4	28	7.0	9	0	1	-8	-8.0	-8	0	20
11/6	at Hou-L	1	1	2	33	16.5	24	0	0	0	-	-	0	33
11/13	StL-L	1	1	6	84	14.0	52	0	1	10	10.0	10	0	94
11/20	Jac-W	1	0	5	59	11.8	22	0	0	0	-	-	0	59
11/27	at Cin-L	1	1	5	57	11.4	19	1	1	13	13.0	13	0	70
12/4	Bal-L	1	1	3	18	6.0	8	0	0	0	-	-	0	18
12/8	at Pit-L	1	1	2	25	12.5	17	0	0	0	-	-	0	25
12/18	at Ari-L	1	1	5	131	26.2	76t	1	0	0	-	-	0	131
12/24	at Bal-L	1	1	4	40	10.0	12	0	0	0	-	-	0	40
1/1/12	Pit-L	1	1	0	0	-	-	0	0	0	-	-	0	0
Totals		16	12	61	709	11.6	76t	2	3	15	5.0	13	0	724



Ricky LUMPKIN

93

DEFENSIVE LINE | 6-4 | 300 | KENTUCKY

ACQUIRED: FA-'13 | NFL EXP.: 1 | RAIDERS EXP.: 1

HOMETOWN: MOUNT HOLLY, N.J.

BORN: 9/7/88

Signed by Arizona Cardinals as an undrafted free agent, July 27, 2011...Waived by Cardinals, Sept. 2, 2011...Re-signed by Cardinals to practice squad, Sept. 4, 2011...Practice squad contract terminated by Cardinals, Nov. 1, 2011...Re-signed by Cardinals to practice squad, Nov. 22, 2011...Waived by Cardinals, Aug. 31, 2012...Re-signed by Cardinals to practice squad, Sept. 3, 2012...Signed by Cardinals to practice squad, Dec. 15, 2012...Waived by Cardinals, Dec. 17, 2012...Re-signed by Cardinals to practice squad, Dec. 19, 2012...Waived by Cardinals, Sept. 6, 2013...Signed by Oakland Raiders to practice squad, Nov. 20, 2013...Signed by Raiders to active roster, Dec. 14, 2013.

CAREER: Young defensive lineman enters his first training camp with the Raiders...Joined Oakland's practice squad in November 2013 before being promoted to the active roster and playing in one game...Spent most of the 2011 and 2012 seasons on the Arizona Cardinals' practice squad...Made the Cardinals' practice squad as an undrafted free agent in 2011.

2013: Defensive lineman was signed to the Raiders' practice squad on Nov. 20...Added to the active roster on Dec. 14 and saw action in one game...Spent the offseason and training camp with the Cardinals...(12/15) vs. KC: Made first appearance as a Raider and played in second NFL game, seeing action on defensive line.

2012 (with Ari.): Played in one game after spending the first 13 weeks of the season on the practice squad...Promoted to the active roster on Dec. 15...Released on Dec. 17 and re-signed to practice squad on Dec. 18...(12/16) vs. Det.: Made his NFL debut and had one solo tackle.

2011 (with Ari.): Spent most of the season on the Cardinals' practice squad.

COLLEGE: Appeared in 44 career games with 29 starts at Kentucky and finished his career with 82 tackles, three sacks, 12.5 tackles for a loss and one fumble recovery...Started all 13 games as a senior, totaling 21 tackles, one sack and 5.5 tackles for a loss...Had his most productive season as a junior in 2009 when he started all 13 games and had 26 tackles...As a sophomore in 2008, appeared in 11 games with two starts, totaling 17 tackles, a sack and 3.5 tackles for a loss despite battling a high ankle sprain...Appeared in seven games (one start) as a freshman in 2007 and posted 18 tackles, two tackles for a loss and a sack despite missing six games due to a hip injury...Redshirted in 2006...Majored in communications and leadership development.

PERSONAL: Attended Kenwood High School in Clarksville, Tenn. ...Was named "Mr. Football" for Class AAAA in Tennessee after a senior season that saw him post 101 tackles, 35 tackles for a loss, 10 sacks, four forced fumbles, a fumble recovery and five passes defended...Also earned All-State and All-Middle Tennessee honors...Was a two-time all-region and all-area selection.

SINGLE-GAME HIGHS: TACKLES: Total – 1, vs. Det., 12/16/12. Solo – 1, vs. Det., 12/16/12.

RICKY LUMPKIN'S CAREER STATISTICS

Year	Team	GP	GS	TACKLES					Yds	INTERCEPTIONS					FUMBLES		
				Tot.	Solo	Asst.	Sacks			No.	Yds	Lg	TD	PD	FF	FR	Yds
2012	Arizona	1	0	1	1	0	0.0	0.0	0	0	-	0	0	0	0	0	0
2013	Oakland	1	0	0	0	0	0.0	0.0	0	0	-	0	0	0	0	0	0
Totals		2	0	1	1	0	0.0	0.0	0	0	-	0	0	0	0	0	0



Lamar MADY

63

GUARD | 6-2 | 315 | YOUNGSTOWN STATE
ACQUIRED: FA-'13 | NFL EXP.: 2 | RAIDERS EXP.: 2
HOMETOWN: TOPEKA, KAN.
BORN: 12/13/90

Signed by Oakland Raiders as an undrafted free agent, April 29, 2013...Waived by Raiders, Aug. 31, 2013...Re-signed by Raiders to practice squad, Sept. 2, 2013...Signed by Raiders to active roster, Sept. 23, 2013.

2013: Spent the first two weeks on the Raiders' practice squad before being elevated to the active roster on Sept. 23...Saw his first action along the offensive line in Week 6 at Kansas City...(9/23) **at Den.:** Made his NFL debut and played on special teams...(10/13) **at KC:** Saw action at right guard when starting center C/G Andre Gurode went down with a knee injury and RG Mike Brisiel moved to center...(11/3) **vs. Phi.:** Filled in at left guard and right guard throughout the game, helping the Raiders total 560 yards of offense...(11/10) **at NYG:** Rotated in at left guard throughout the contest, and helped pave the way for the offense to gain 107 yards on the day...(11/17) **at Hou.:** Saw action at right guard when Brisiel and Gurode went down with injuries.

AT A GLANCE


- Appeared in seven games as a rookie in 2013, filling in at both guard positions and on special teams.
- Made the team's practice squad out of training camp before being elevated to the active roster in late September.
- Played in 22 games at Youngstown State after transferring from Butler County Community College.

COLLEGE: Played two years at Youngstown State after transferring from Butler County (Kan.) Community College...Played in 22 games in two years at Youngstown State...As a senior, started all 11 games...Started all 12 games and played left guard as a junior...Did not allow a sack or pressure...Helped offense record a school-best 458.6 total offensive yards per game...Named Offensive Lineman of the Game in win at Southern Illinois...Started all 12 games as a sophomore at Butler County Community College...Named first-team All-Jayhawk Conference and first-team All-Region VI...Started final six games as a freshman...Major in sociology.

PERSONAL: Attended Topeka (Kan.) High School...Played center and defensive tackle...As a senior, was a first-team All-Centennial League selection at center...Named second-team All-Centennial League as a center during junior year...Also played basketball.

LAMAR MADY'S GAMES PLAYED/STARTED

Year	Team	GP	GS
2013	Oakland	7	0
Totals		7	0



Kaluka MA'AVA

50

LINEBACKER | 6-0 | 230 | USC

ACQUIRED: UFA-'13 (Cle.) | NFL EXP.: 6 | RAIDERS EXP.: 2

HOMETOWN: WAILUKU, HAWAII

BORN: 12/27/86

Selected by Cleveland Browns in the fourth round (104th overall) of the 2009 NFL Draft, April 26, 2009...Signed by Oakland Raiders as unrestricted free agent, March 14, 2013.

CAREER: Versatile linebacker who has played on defense and special teams over his five-year career with the Raiders and Cleveland Browns...Has totaled 138 total tackles (90 solo), 4.5 sacks, five passes defended and five forced fumbles in 59 NFL contests, with 23 starts at linebacker...Saw action primarily on special teams in 2013 for Oakland, while serving as a substitute linebacker...Played in 37 straight games from 2011-13...Made 13 starts for Cleveland in 2012, making 49 tackles and two sacks.

2013: Played in nine games with one start before having season cut short due to injuries...Totaled 25 tackles (nine solo), seeing significant time at strong-side linebacker and on special teams...

Placed on the reserve/injured list on Dec. 7...**(9/8) at Ind.:** Started at weak-side linebacker in first game with Oakland...Credited with eight tackles (three solo)...**(9/15) vs. Jac.:** Saw limited action due to a groin injury...Posted a solo tackle on special teams, corralling a returner on kickoff duty...**(9/23) at Den.:** Saw action at linebacker, recording five tackles (two)...**(9/29) vs. Was.:** Tied for third on the team with seven tackles (three)...**(10/27) vs. Pit.:** Saw significant snaps at outside linebacker, assisting on four tackles...**(11/3) vs. Phi.:** Played on special teams but left the game early due to an injury to his ribs...**(11/24) vs. Ten.:** Returned to action after missing two games...Saw time on special teams.

2012 (with Cle.): Played in all 16 games, with 13 starts, totaling 53 tackles (35 solo) with 18 assists...Posted two sacks, three passes defended and two forced fumbles...**(9/9) vs. Phi.:** Opened 2012 regular season with six stops (five solo)...**(10/21) at Ind.:** Posted first sack of year while recording four total tackles...**(10/28) vs. SD:** Recorded career-high nine tackles (five solo), and followed that contest with six-tackle effort and two passes defended...**(12/16) vs. Was:** Recorded five tackles (four solo).

2011 (with Cle.): Played in all 16 games, including six starts...Recorded 24 tackles on defense and finished second on the team with 10 special teams stops...**(11/27) at Cin.:** Made a key stop of Cedric Benson on fourth-and-goal from the 1-yard line in the first quarter...**(12/8) at Pit.:** Notched three tackles and forced a Hines Ward fumble that was recovered by Sheldon Brown at the Browns' 15-yard line.

2010 (with Cle.): Played in the first two games of the season before being placed on the reserve/injured list on Sept. 21 with a knee injury.

2009 (with Cle.): Appeared in all 16 games with three starts...Recorded 40 tackles, 2.5 sacks, two passes defended and one forced fumble on defense...Registered five tackles on special teams and one forced fumble...Also played a key role on both kickoff return and kickoff coverage, helping the Browns to an NFL-best average starting position of 31.4 and to a league-best defensive kickoff return average of 18.9...**(10/25) vs. GB:** Made first start of NFL career...**(11/16) vs. Bal.:** Produced then-career-high eight tackles in his second career pro start...**(1/3/10) vs. Jac.:** Posted four tackles and a career-best 1.5 sacks in season finale.

COLLEGE: Missed just one game during four-year career at USC...Amassed 164 career tackles and two INTs...Second-team All-Pac-10 selection as a senior, when he notched 66 tackles and an INT...Named 2009 Rose Bowl Defensive MVP after posting four tackles and two pass deflections against Penn State...Named USC's Co-Special Teams Player of the Year in 2005 and 2006...Majored in sociology.

AT A GLANCE

- Name is pronounced kuh-LOO-kuh my-AH-vah.
- Has totaled 138 total tackles (90 solo), 4.5 sacks, five passes defended and five forced fumbles in 59 NFL contests, with 23 starts at linebacker.
- Missed just one game during four-year career at USC (2005-08) and had 164 career tackles, two INTs.
- Named 2009 Rose Bowl Defensive MVP after posting four tackles and two pass deflections against Penn State.





PERSONAL: Attended Baldwin High School in Wailuku, Hawaii...As a senior, was the Gatorade Hawaii Player of the Year and a first-team all-state selection by the Honolulu Advertiser...Also participated in soccer and boxing in high school...Father, Scott Mahoney, was an offensive lineman at the University of Colorado (1969-71)...Grandfather is ex-pro wrestler Neff Maiava... Brother, Kai, was an offensive lineman at UCLA...Uncle is Dwayne Johnson, who played football at Miami before gaining world-wide attention as professional wrestler and actor "The Rock"...Name is pronounced kuh-LOO-kuh my-AH-vah.

ADDITIONAL STATISTICS: Special teams tackles - 4 in 2009, 1 in 2010, 10 in 2011, 6 in 2012, 1 in 2013; NFL total: 22. Special teams forced fumbles - 1 in 2009.

SINGLE-GAME HIGHS: TACKLES: Total – 8, three times; last: at Ind., 9/8/13. Solo – 7, at Bal., 12/24/10, with Browns. Sacks – 1.5, vs. Jac., 1/3/10. Passes defended – 2, vs. Bal., 11/4/12. Forced fumbles – 1, five times; last: at Oak., 12/2/12.

KALUKA MAIAVA'S CAREER STATISTICS

Year	Team	GP	GS	TACKLES					Yds	INTERCEPTIONS					FUMBLES		
				Tot.	Solo	Asst.	Sacks			No.	Yds	Lg	TD	PD	FF	FR	Yds
2009	Cleveland	16	3	40	30	10	2.5	5.5		0	0	-	0	2	2	0	0
2010	Cleveland	2	0	0	0	0	0.0	0.0		0	0	-	0	0	0	0	0
2011	Cleveland	16	6	24	21	3	0.0	0.0		0	0	-	0	0	1	0	0
2012	Cleveland	16	13	49	30	19	2.0	9.0		0	0	-	0	3	2	0	0
2013	Oakland	9	1	25	9	16	0.0	0.0		0	0	-	0	0	0	0	0
Totals		59	23	138	90	48	4.5	14.5		0	0	-	0	5	5	0	0

KALUKA MAIAVA GAME-BY-GAME

2013, OAKLAND

				TACKLES					INTERCEPTIONS					FUMBLES		
Date	Opp.	GP	GS	Tot.	Solo	Asst.	Sacks	Yds	No.	Yds	Lg	TD	PD	FF	FR	Yds
9/8	at Ind-L	1	1	8	3	5	0.0	0.0	0	0	-	0	0	0	0	0
9/15	Jac-W	1	0	1	1	0	0.0	0.0	0	0	-	0	0	0	0	0
9/23	at Den-L	1	0	5	2	3	0.0	0.0	0	0	-	0	0	0	0	0
9/29	Was-L	1	0	7	3	4	0.0	0.0	0	0	-	0	0	0	0	0
10/6	SD-W	1	0	0	0	0	0.0	0.0	0	0	-	0	0	0	0	0
10/13	at KC-L	(INACTIVE - HAMSTRING)														
10/27	Pit-W	1	0	4	0	4	0.0	0.0	0	0	-	0	0	0	0	0
11/3	Phi-L	1	0	0	0	0	0.0	0.0	0	0	-	0	0	0	0	0
11/10	at NYG-L	(INACTIVE - RIBS)														
11/17	at Hou-W	(INACTIVE - RIBS)														
11/24	Ten-L	1	0	0	0	0	0.0	0.0	0	0	-	0	0	0	0	0
11/28	at Dal-L	1	0	0	0	0	0.0	0.0	0	0	-	0	0	0	0	0
12/8	at NYJ-L	(RESERVE/INJURED LIST - CALF)														
12/15	KC-L	(RESERVE/INJURED LIST - CALF)														
12/22	at SD-L	(RESERVE/INJURED LIST - CALF)														
12/29	Den-L	(RESERVE/INJURED LIST - CALF)														
Totals		9	1	25	9	16	0.0	0.0	0	0	-	0	0	0	0	0



KALUKA MAIAYA GAME-BY-GAME

2012, CLEVELAND

Date	Opp.	GP	GS	TACKLES					No.	INTERCEPTIONS				FUMBLES			
				Tot.	Solo	Asst.	Sacks	Yds		Yds	Lg	TD	PD	FF	FR	Yds	
9/9	Phi-L	1	1	6	5	1	0	0.0	0.0	0	0	-	0	1	0	0	0
9/16	at Cin-L	1	1	1	0	1	0	0.0	0.0	0	0	-	0	0	0	0	0
9/23	Buf-L	1	0	1	0	1	0	0.0	0.0	0	0	-	0	0	0	0	0
9/27	at Bal-L	1	1	2	1	1	0	0.0	0.0	0	0	-	0	0	0	0	0
10/7	at NYG-L	1	1	2	1	1	0	0.0	0.0	0	0	-	0	0	0	0	0
10/14	Cin-W	1	1	2	2	0	0	0.0	0.0	0	0	-	0	0	0	0	0
10/21	at Ind-L	1	1	4	3	1	0	0.0	0.0	0	0	-	0	0	0	0	0
10/28	SD-W	1	1	8	4	4	0	0.0	0.0	0	0	-	0	0	0	0	0
11/4	Bal-L	1	1	5	3	2	0	0.0	0.0	0	0	-	0	2	0	0	0
11/18	at Dal-L	1	1	3	1	2	0.5	3.5	0	0	-	0	0	0	0	0	0
11/25	Pit-W	1	0	4	2	2	0	0.0	0.0	0	0	-	0	0	1	0	0
12/2	at Oak-W	1	1	3	2	1	0	0.0	0.0	0	0	-	0	0	1	0	0
12/9	KC-W	1	1	2	1	1	0.5	0.5	0	0	-	0	0	0	0	0	0
12/16	Was-L	1	1	5	4	1	0	0.0	0.0	0	0	-	0	0	0	0	0
12/23	at Den-L	1	1	0	0	0	0	0.0	0.0	0	0	-	0	0	0	0	0
12/30	at Pit-L	1	0	1	1	0	0	0.0	0.0	0	0	-	0	0	0	0	0
Totals		16	13	49	30	19	1.0	4.0	0	0	-	0	3	2	0	0	0

2011, CLEVELAND

Date	Opp.	GP	GS	TACKLES					No.	INTERCEPTIONS					FUMBLES		
				Tot.	Solo	Asst.	Sacks	Yds		Yds	Lg	TD	PD	FF	FR	Yds	
9/11	Cin-L	1	0	0	0	0	0	0.0	0.0	0	0	-	0	0	0	0	0
9/18	at Ind-W	1	0	0	0	0	0	0.0	0.0	0	0	-	0	0	0	0	0
9/25	Mia-W	1	0	0	0	0	0	0.0	0.0	0	0	-	0	0	0	0	0
10/2	Ten-L	1	0	0	0	0	0	0.0	0.0	0	0	-	0	0	0	0	0
10/16	at Oak-L	1	0	1	1	0	0	0.0	0.0	0	0	-	0	0	0	0	0
10/23	Sea-W	1	1	1	1	0	0	0.0	0.0	0	0	-	0	0	0	0	0
10/30	at SF-L	1	0	1	1	0	0	0.0	0.0	0	0	-	0	0	0	0	0
11/6	at Hou-L	1	0	0	0	0	0	0.0	0.0	0	0	-	0	0	0	0	0
11/13	StL-L	1	0	0	0	0	0	0.0	0.0	0	0	-	0	0	0	0	0
11/20	Jac-W	1	0	0	0	0	0	0.0	0.0	0	0	-	0	0	0	0	0
11/27	at Cin-L	1	0	1	0	1	0	0.0	0.0	0	0	-	0	0	0	0	0
12/4	Bal-L	1	1	2	1	1	0	0.0	0.0	0	0	-	0	0	0	0	0
12/8	at Pit-L	1	1	3	3	0	0	0.0	0.0	0	0	-	0	0	1	0	0
12/18	at Ari-L	1	1	5	5	0	0	0.0	0.0	0	0	-	0	0	0	0	0
12/24	at Bal-L	1	1	7	7	0	0	0.0	0.0	0	0	-	0	0	0	0	0
1/1/12	Pit-L	1	1	3	2	1	0	0.0	0.0	0	0	-	0	0	0	0	0
Totals		16	6	24	21	3	0.0	0.0	0	0	-	0	0	1	0	0	0

2009, CLEVELAND

		TACKLES							INTERCEPTIONS					FUMBLES		
Date	Opp.	GP	GS	Tot.	Solo	Asst.	Sacks	Yds	No.	Yds	Lg	TD	PD	FF	FR	Yds
9/13	Min-L	1	0	0	0	0	0.0	0.0	0	0	-	0	0	0	0	0
9/20	at Den-L	1	0	0	0	0	0.0	0.0	0	0	-	0	0	0	0	0
9/27	at Bal-L	1	0	0	0	0	0.0	0.0	0	0	-	0	0	0	0	0
10/4	Cin-L	1	0	0	0	0	0.0	0.0	0	0	-	0	0	0	0	0
10/11	at Buf-W	1	0	0	0	0	0.0	0.0	0	0	-	0	0	0	0	0
10/18	at Pit-L	1	0	6	5	1	0.0	0.0	0	0	-	0	0	1	0	0
10/25	GB-L	1	1	5	5	0	0.0	0.0	0	0	-	0	0	0	0	0
11/1	at Chi-L	1	0	5	2	3	0.0	0.0	0	0	-	0	1	0	0	0
11/16	Bal-L	1	1	8	6	2	0.0	0.0	0	0	-	0	0	0	0	0
11/22	at Det-L	1	1	4	4	0	0.5	0.0	0	0	-	0	0	0	0	0
11/29	at Cin-L	1	0	0	0	0	0.0	0.0	0	0	-	0	0	0	0	0
12/6	SD-L	1	0	0	0	0	0.0	0.0	0	0	-	0	0	0	0	0
12/10	Pit-W	1	0	4	3	1	0.5	4.5	0	0	-	0	0	0	0	0
12/20	at KC-W	1	0	2	1	1	0.0	0.0	0	0	-	0	1	0	0	0
12/27	Oak-W	1	0	2	2	0	0.0	0.0	0	0	-	0	0	0	0	0
1/3/10	Jac-W	1	0	4	2	2	1.5	1.0	0	0	-	0	0	1	0	0
Totals		16	3	40	30	10	2.5	5.5	0	0	-	0	2	2	0	0



Matt McCANTS

73

TACKLE | 6-6 | 310 | UAB

ACQUIRED: FA-'13 | NFL EXP.: 2 | RAIDERS EXP.: 2

HOMETOWN: MOBILE, ALA.

BORN: 8/18/89

Selected by New York Giants in the sixth round (201st overall) of the 2012 NFL Draft, April 28, 2012...Waived by Giants, Aug. 31, 2012...Signed by Giants to practice squad, Sept. 1, 2012...Released from Giants' practice squad, Sept. 7, 2012...Re-signed by Giants to practice squad on Sept. 17, 2012...Signed by Giants as a reserve/future free agent, Jan. 2, 2013...Waived by Giants, Aug. 31, 2013...Signed by Oakland Raiders to practice squad, Sept. 2, 2013...Signed by Raiders to active roster, Sept. 7, 2013...Signed by Raiders as a restricted free agent, April 18, 2014.

CAREER: Promising offensive lineman enters his first training camp with the Raiders after joining the team in September 2013...Played in 13 games and made three starts at tackle and contributed on special teams in 2013...Spent most of his rookie season on the New York Giants' practice squad.

2013: Appeared in 13 games, with three starts, seeing action at tackle and on special teams...(9/8) **at Ind.:** Made his NFL debut, seeing action on special teams and as an extra offensive lineman...(10/6) **vs. SD:** Made his first career NFL start at right tackle, helping the Raiders gain 299 total yards...(10/13) **at KC:** Subbed in at right tackle for the injured T Tony Pashos in the second half...(10/27) **vs. Pit.:** Started at right tackle and helped the offense rush for three TDs in the victory...(11/3) **vs. Phi.:** Started at right tackle and helped the offense total 560 yards before leaving the game with a toe injury...(11/24) **vs. Ten. and (11/28) at Dal.:** Saw action as an extra offensive lineman...(12/22) **at SD and (12/29) vs. Den.:** Saw action as an extra offensive lineman and on special teams.

AT A GLANCE

- Played in 13 games and made three starts for Oakland in 2013.
- Joined the team after being waived by the New York Giants in September 2013.
- Spent most of 2012 on the Giants' practice squad.
- Played in 47 games with 42 starts at UAB.


2012 (with NYG): Spent majority of rookie season on the Giants' practice squad after being waived at the end of training camp.

COLLEGE: Played in 47 games with 42 starts at left tackle at UAB...Two-time All-Conference USA first-team selection...Credited with 274 knockdowns and 34 TD-resulting blocks from 2009-11...As a senior, named All-Conference USA first team for the second consecutive season...Named the conference's best offensive lineman by the league's coaches...Lombardi Award nominee...Selected to play in the Senior Bowl in his hometown of Mobile, Ala. ...Started all 11 games in which he played at left tackle...Recorded 94 knockdowns and 11 TD-resulting blocks...As a junior, named first-team All-Conference USA...Started all 12 games at left tackle and was credited with 12 TD-resulting blocks and 97 knockdowns...Did not allow any sacks as the Blazers led the league and ranked tied for 15th in the nation in fewest sacks allowed (12)...As a sophomore, returned from a year of inactivity to start all 12 games at left tackle and was named All-Conference USA honorable mention...In 2008, sat out the season after being ruled academically ineligible, but was allowed to participate in practice...As a freshman, started seven games at left tackle...Made his collegiate debut as a starter against Michigan State...Majored in criminal justice.

PERSONAL: Attended Williamson High School in Mobile, Ala. ...Lettered in football as a senior...Received honorable mention all-region selection by the Mobile Press-Register as a senior...Helped team advance to the class 5A state playoffs in 2006...Also played tuba in the school band.

MATT McCANTS' GAMES PLAYED/STARTED

Year	Team	GP	GS
2013	Oakland	13	3
Totals		13	3



Darren McFADDEN

20

RUNNING BACK | 6-1 | 218 | ARKANSAS

ACQUIRED: D1-'08 | NFL EXP.: 7 | RAIDERS EXP.: 7

HOMETOWN: NORTH LITTLE ROCK, ARK.

BORN: 8/27/87

Selected by Oakland Raiders in the first round (fourth overall) of the 2008 NFL Draft, April 26, 2008...Re-signed by Raiders as a free agent, March 15, 2014.

CAREER: Explosive running back who has spent his entire six-year career with Raiders...One of the most productive running backs in franchise history...Enters 2014 ranked seventh on the Raiders all-time rushing list with (3,713 yards) and ninth on the team's all-time rushing TDs list (23)...Has 13 100-yard rushing games on his career and 11 games with at least 50 receiving yards...Named a Pro Bowl alternate despite playing in only seven games in 2011...Enjoyed a breakout campaign in 2010, becoming first Raider since 2007 to rush for 1,000 yards, with 1,157... Has played in 67 games with 51 starts in six NFL seasons, totaling 883 carries for 3,713 yards and 23 TDs...Also has 175 receptions for 1,557 yards and five TDs.

2013: Totaled 379 rushing yards and five TDs in 10 games...Also added a passing TD, the first of his career...Passed Charlie Smith (No. 11), Justin Fargas (No. 10), Clarence Davis (No. 9) and Tyrone Wheatley (No. 8) on the franchise's all-time rushing list...(9/8) at Ind.: Rushed for 48 yards on 17 carries, passing Charlie Smith (No. 11) and Justin Fargas (No. 10) on the Raiders' all-time rushing list...Added three receptions for 18 yards out of the backfield...

Also scored his first TD of the season on a 1-yard dive...(9/15) vs. Jac.: Rushed for a season-high 129 yards on 19 carries (6.8 yards per carry)...Also totaled 28 receiving yards...Recorded a key 30-yard run to set up a FG in the third quarter...Had three runs of 20-or-more yards...(9/23) at Den.: Became just the second non-quarterback (P Shane Lechler) to throw for a TD in Raiders history when he connected with FB Marcel Reece on a 16-yard TD...Added nine yards on the ground and a TD...(9/29) vs. Was.: Rushed for 29 yards on five carries (5.8 yards per carry) before leaving the game and not returning due to a hamstring injury...(10/13) at KC: Rushed 16 times for 52 yards and recorded three catches for 31 yards...Added a key 8-yard run to help set up the Raiders' second-quarter TD...(10/27) vs. Pit.: Totaled 73 yards on 24 carries and two TDs...Added two receptions for five yards...Passed RB Michael Bush on the all-time Raiders rushing TDs list, moving into a tie for ninth place...Also passed RB Clarence Davis on the franchise's all-time rushing yards list...(12/22) at SD: Rushed four times for eight yards and recorded his fifth rushing TD of the season, a 5-yard effort in the second quarter.

2012: Played in 12 games, all starts, missing four contests due to injury...Averaged 3.3 yards per carry (216 attempts, 707 yards), with two rushing TDs...Also caught 42 passes for 258 yards (6.1 avg.), with one TD...Voted a 2012 captain by his teammates...(9/10) vs. SD: In the season-opener, posted 13 receptions – the most ever by a Raiders running back and second-most overall in team annals – for 86 yards, including 12- and 14-yard plays to set up a FG...(9/23) vs. Pit.: Broke out with a 64-yard TD burst, his career's second-longest run...En route to his 10th career 100-yard rushing effort, also had a 16-yard run on a third-quarter TD drive...(10/28) at KC: Closed out a win with 73 yards on 12 fourth-quarter carries (6.1 avg.), including four first downs, en route to his 114-yard day...Broke off 19-, 21- and 28-yard runs in second half, and became the 12th player in franchise history to rush for 3,000 career yards...(12/6) vs. Den.: Returned to action for the first time since Nov. 4, starting at running back...Scored a second-quarter TD on a short pass from QB Carson Palmer...Took a sweep around left end for 36 yards on the first play of the second half...(12/16) vs. KC: Registered his 12th career 100-yard game, helping Oakland improve its mark in those games to 10-2...Matched his career high with 30 carries...Had three explosive runs, a 15-yarder in the first quarter, a 19-yarder in the third quarter and another 15-yarder to reach 100 on the day late in the third quarter.

2011: Played in seven games, missing final nine contests with a foot injury...Was among league leaders in rushing through seven games...Totaled 614 rushing yards on 113 carries (5.4 avg.) with four TDs...Tabbed as an alternate for the Pro Bowl...Inactive for the final nine games of the season with a foot injury...(9/12) at Den.: In 23-20 win, carried 22 times for 150 yards, averaging 6.8 yards per carry, with three bursts of 20-or-more yards...Had a 20-yard run on a third-and-13 play in the first quarter that helped set up Raiders' first TD...Added another 20-yard run late in the second quarter, around left end to the Denver

AT A GLANCE


- Enters 2014 ranked seventh on the Raiders all-time rushing list with (3,713 yards) and ninth on the team's all-time rushing TDs list (23).
- Has played in 67 games with 51 starts in six NFL seasons, totaling 883 carries for 3,713 yards and 23 TDs, adding 175 receptions for 1,557 yards and five TDs.
- Has 13 100-yard rushing games on his career and 11 games with at least 50 receiving yards.
- Named a Pro Bowl alternate despite playing in only seven games in 2011.
- Enjoyed a breakout campaign in 2010, becoming first Raider since 2007 to rush for 1,000 yards, with 1,157 yards on the ground.
- Won back-to-back Doak Walker Awards at Arkansas, and became the only player in history to finish runner-up for the Heisman twice (to Troy Smith in 2006 and Tim Tebow in 2007).



24-yard line to set up a FG...Broke off a 47-yard run in the fourth quarter to set up a critical Raiders TD, giving Oakland a 23-13 advantage...**(9/18) at Buf.:** Registered 143 total yards from scrimmage with two TDs...Tied a career high with seven receptions, for 71 yards and one TD, a 12-yard strike from QB Jason Campbell that gave Oakland a 28-24 fourth-quarter lead...Also ran for a 5-yard TD in second quarter...**(9/25) vs. NYJ:** A catalyst in a 34-24 win, tabbed for AFC Offensive Player of the Week honors after rushing for 171 yards on 19 carries (9.0 avg.)...Also named FedEx Ground NFL Player of the Week...Yardage marked a career high and ranked as the ninth-highest single-game total in franchise history...Produced a career-long TD run of 70 yards in the second quarter, cutting the Jets' lead to three points...Also produced a 27-yard run in the third quarter to set up a Raiders TD and give the Silver and Black a 24-17 lead...**(10/2) vs. NE:** Had a 41-yard run in the second quarter that set up a Raiders TD...Added four receptions for 48 yards, including a 26-yard catch-and-run in the fourth quarter...**(10/9) at Hou.:** Rushed for 51 yards on 16 carries in an emotional victory one day after the passing of Owner Al Davis...**(10/16) vs. Cle.:** Totaled 91 yards on 20 carries with a TD...Had a 24-yard run on the Raiders' first play from scrimmage...Carried seven times for 50 yards on the team's opening drive, culminating in his 5-yard TD.

2010: Made 13 starts, carrying 223 times for 1,157 yards and seven TDs...Rushing total marked the fifth highest in Raiders history...Became the first Raider since 1997 to post six 100-yard rushing games in a season...Named FedEx Ground NFL Player of the Week twice...Led the NFL with nine runs of 30 yards or longer...Ranked second on the team with 47 receptions, for 507 yards and three TDs...Inactive for three games due to hamstring and toe injuries...**(9/12) at Ten.:** Produced 150 yards of total offense in season-opener...Added a team-high six receptions for 55 yards and a TD, a 7-yard pass from Campbell in the fourth quarter...**(9/19) vs. StL:** Posted 145 yards on a career-high 30 carries...Broke through the middle for a 30-yard run, setting up a third-quarter TD that gave the Raiders the lead for good in a 16-14 victory...**(9/26) at Ari.:** Recorded second straight 100-yard rushing game...Touched the ball five times during a six-play scoring drive at the end of the second quarter, rushing four times for 44 yards, including a 33-yard spurt and 2-yard TD, and an 18-yard catch from QB Bruce Gradkowski...**(10/3) vs. Hou.:** Connected with Gradkowski on a 43-yard reception in the first quarter that set up Raiders' first TD...Added a 23-yard run on Raiders' fourth-quarter TD drive...**(10/24) at Den.:** Returned from injury to post a record-breaking performance in 59-14 win...Received AFC Offensive Player of the Week...Tied franchise records with four total TDs and 24 points...Helped team set Raiders records in points (59) and TDs (eight)...Rushed for a then-career-high 165 yards on 16 carries with three TDs...Ran for a 57-yard TD in the third quarter, giving Oakland a 51-14 lead...In first quarter, rushed six times for 63 yards and one TD, including a 40-yard scamper that set up a FG...Scored two second-quarter TDs, a 19-yard reception and a 4-yard run...**(10/31) vs. Sea.:** Posted second straight 100-yard game with 111 yards on 21 carries...Broke off a 49-yard run, helping set up a third-quarter FG...**(11/7) vs. KC:** Took a first-down handoff and ran 34 yards to help set up a third-quarter TD...**(11/28) vs. Mia.:** Totaled a career high with seven receptions for 63 yards...**(12/5) at SD:** Scored on a 7-yard fourth-quarter run to seal Raiders' 28-13 victory...**(12/12) at Jac.:** Gained 209 yards from scrimmage and scored three TDs, including second-half runs of 51 and 36 yards...Added three receptions for a career-high 86 yards, including one TD on a career-long 67-yard reception in the first quarter...**(12/19) vs. Den.:** Posted sixth 100-yard rushing game of the season.

2009: Saw action in 12 games with seven starts...Ranked third on the team with 357 rushing yards on 104 carries and one TD...Also ranked fourth on the team with 21 receptions for 245 yards...Inactive due to knee injury for four games...**(9/20) at KC:** Scored game-winning TD on a 5-yard run with 1:07 remaining in regulation...**(11/26) at Dal.:** Hauled in a season-high four receptions, for 43 yards...**(12/13) vs. Was.:** Had three receptions for a then-career-high 84 yards, including a 48-yard reception from Gradkowski, helping to set up a first-quarter FG...**(12/20) at Den.:** Set season highs with 12 carries and 74 yards, including a season long of 28 yards in the third quarter.



2008: Saw action in 13 games with five starts as a rookie...Inactive for three midseason games...Ranked second on the team with 499 rushing yards on 113 carries...Led team with four rushing TDs...Also ranked second on the team with 29 receptions for 285 yards...**(9/8) vs. Den.:** Started at running back in his NFL debut...**(9/14) at KC:** Enjoyed a breakout game, rushing for 164 yards on 21 carries...Yardage total tied for 10th-highest in Raiders history...Scored first career TD on a 19-yard run in the third quarter...Also broke off a 50-yard run on a third-quarter scoring drive...Named FedEx Ground NFL Player of the Week...**(10/19) vs. NYJ:** In a 16-13 overtime win over the Jets, recorded a 16-yard catch and a 13-yard rushing attempt on a Raiders' third-quarter scoring drive...Then took a short pass from QB JaMarcus Russell and scampered 25 yards to set up a fourth-quarter FG...**(11/23) at Den.:** Recorded two 1-yard TD runs for first career multiple-TD game...**(11/30) vs. KC:** Had three receptions for 50 yards...Gained 20 yards on a first-quarter lateral from WR Ronald Curry that helped set up a FG...**(12/14) vs. NE:** Ran for an 11-yard TD in the fourth quarter, and added three receptions for a season-high 68 yards.



COLLEGE: Won consecutive Doak Walker Awards, and twice finished runner-up for the Heisman, at Arkansas...Shattered numerous school and Southeastern Conference records during three collegiate seasons, establishing himself as one of the conference's elite all-time backs...In 38 games, had 4,590 yards on 785 carries (5.9 avg.), with 41 TDs...Caught 46 passes for 365 yards (7.9 avg.) and two scores, and returned 38 kickoffs for 926 yards (24.4 avg.) and a TD...Also completed 14-of-22 passes (63.6 percent) for 205 yards and seven TDs...Totaled 268 points with 44 overall TDs and amassed 5,881 all-purpose yards (154.8 per game)...Ran for 100-or-more yards in 22 games...By gaining 1,113 yards rushing in 2005, 1,647 in 2006 and a school-record 1,830 in 2007, joined Georgia's Herschel Walker (1980-82) as the only players in SEC history to rush for more than 1,000 yards as a freshman, sophomore and junior...Became the first sophomore to win the Doak Walker Award, and by winning in 2006 and 2007, joined Ricky Williams of Texas (1997-98) as the only player to win that honor twice...Also became the first player to twice finish second in the voting for the Heisman Trophy (2006-07)...McFadden (1,647 yards in 2006 and 1,830 in 2007) and Felix Jones (1,168 in 2006 and 1,162 in 2007) became the first teammates in SEC history to run for more than 1,000 yards in consecutive seasons, and the third tandem to accomplish that feat in one campaign...Consensus All-American as a junior while again winning the Doak Walker Award, finishing second in the Heisman Trophy race to Tim Tebow...Gained more than 100 yards rushing 10 times...Broke his own school record with 1,830 yards and 16 TDs on 325 rushes (5.6 avg.)...Had 21 catches for 164 yards (7.8 avg.) and a score, connected on six-of-11 pass attempts for 123 yards and four TDs...Finished the season with 102 points scored, and gained 2,310 all-purpose yards (177.7 per game) to set a conference mark and break his own single-season Arkansas record of 2,058 in 2006...His 355 all-purpose yards vs. South Carolina in 2007 set a school record, breaking his own mark of 315...His 321 yards rushing vs. South Carolina in 2007 topped the school record of 271 and tied the conference mark...His 325 rushes in 2007 set the school's single-season record and his 4,590 yards rushing shattered the previous program record of 3,570; the total ranks second in conference annals behind Walker (5,259 in 33 games, 1980-82)...As a sophomore in 2006, rushing total of 1,647 on 284 attempts (5.8 avg.) was more than that of 54 of the 119 Division I FBS teams (45.4 percent), while 14 rushing TDs were better than 43 teams nationally (36.1 percent)...A consensus All-American, Doak Walker Award winner and Heisman runner-up, finished second in voting to Ohio State's Troy Smith...In 2005, set school freshman rushing records with 1,113 yards and 11 scores on 176 carries (6.3 avg.)...Caught 14 passes for 52 yards, returned 12 kickoffs for 348 yards (29.0 avg.) and averaged 137.5 all-purpose yards per game...An honorable-mention All-American (Pro Football Weekly) and first-team Freshman All-American, garnered conference Freshman of the Year honors from the Associated Press and the SEC's coaches.

PERSONAL: Attended Pulaski Oak Grove High School in North Little Rock, Ark. ...Became the only player from Arkansas to be named to the Parade All-American team in 2004...A two-time all-state, all-area and all-South choice...The Arkansas Democrat-Gazette's Offensive Player of the Year as a senior...As a senior, rushed for 1,965 yards and 27 TDs on 184 carries...Also had three receptions for 67 yards and one score, completed six-of-15 passes for 75 yards and two TDs as a quarterback, and returned nine punts for 370 yards and three TDs...As a junior, rushed for a school-record 2,027 yards and 19 TDs on 204 carries...Averaged 9.9 yards per attempt...Hauled in nine passes for 252 yards and two TDs as a junior and also gained 103 yards on 12 punt returns...In his sophomore campaign, rushed for 859 yards and 13 TDs on 109 carries...In addition to football, was a standout in baseball and track, as a sprinter...Volunteered his time with NFL Play 60 PSA photo shoot during June 2012...Also a part of the NFL Play 60 Fit and Funny event in Los Angeles in June 2012...Held the Darren McFadden Youth Football Camp in Arkansas during June 2012 and 2013.

ADDITIONAL STATISTICS: Miscellaneous tackles – 5 in 2008, 1 in 2009, 2 in 2010, 2 in 2011, 3 in 2012; NFL total: 13. PASSING: Completions – 1 in 2013. Yards – 16 in 2013. Touchdown passes – 1 in 2013.

SINGLE-GAME HIGHS: RUSHING: Attempts: 30, twice; last: vs. KC, 12/16/12. Yards – 171, vs. NYJ, 9/25/11. Long – 70, vs. NYJ, 9/25/11. Touchdowns – 3, at Den., 10/24/10. RECEIVING: Receptions – 13, vs. SD, 9/10/12. Yards – 86, twice; last: vs. SD, 9/10/12. Long – 67, at Jac., 12/12/10. Touchdowns – 1, five times, last: vs. Den., 12/6/12.

DARREN MCFADDEN'S CAREER STATISTICS

Year	Team	GP	GS	Att.	RUSHING				TD	Rec.	RECEIVING				TD	TOTAL OFFENSE
					Yds	Avg.	Lg				Yds	Avg.	Lg			
2008	Oakland	13	5	113	499	4.4	50	4		29	285	9.8	27	0		784
2009	Oakland	12	7	104	357	3.4	28	1		21	245	11.7	48	0		602
2010	Oakland	13	13	223	1,157	5.2	57t	7		47	507	10.8	67t	3		1,664
2011	Oakland	7	7	113	614	5.4	70t	4		19	154	8.1	26	1		768
2012	Oakland	12	12	216	707	3.3	64t	2		42	258	6.1	20	1		965
2013	Oakland	10	7	114	379	3.3	30	5		17	108	6.4	16	0		487
Totals		67	51	883	3,713	4.2	70t	23		175	1,557	8.9	67t	5		5,270



DARREN McFADDEN GAME-BY-GAME

2013, OAKLAND

Date	Opp.	GP	GS	RUSHING					RECEIVING					TOTAL OFFENSE
				Att.	Yds	Avg.	Lg	TD	Rec.	Yds	Avg.	Lg	TD	
9/8	at Ind-L	1	1	17	48	2.8	9	1	3	18	6.0	14	0	66
9/15	Jac-W	1	1	19	129	6.8	30	0	4	28	7.0	12	0	157
9/23	at Den-L	1	1	12	9	0.8	5	1	0	0	-	-	0	9
9/29	Was-L	1	1	5	29	5.8	14	0	0	0	-	-	0	29
10/6	SD-W			(INACTIVE - HAMSTRING)										
10/13	at KC-L	1	1	16	52	3.3	8	0	3	31	10.3	16	0	83
10/27	Pit-W	1	1	24	73	3.0	19	2	2	5	2.5	7	0	78
11/3	Phi-L	1	1	5	12	2.4	5	0	1	3	3.0	3	0	15
11/10	at NYG-L			(INACTIVE - HAMSTRING)										
11/17	at Hou-W			(INACTIVE - HAMSTRING)										
11/24	Ten-L			(INACTIVE - HAMSTRING)										
11/28	at Dal-L	1	0	5	13	2.6	6	0	0	0	-	-	0	13
12/8	at NYJ-L			(INACTIVE - ANKLE)										
12/15	KC-L			(INACTIVE - ANKLE)										
12/22	at SD-L	1	0	4	8	2.0	5t	1	1	8	8.0	8	0	16
12/29	Den-L	1	0	7	6	0.9	5	0	3	15	5.0	8	0	21
Totals		10	7	114	379	3.3	30	5	17	108	6.4	16	0	487

2012, OAKLAND

Date	Opp.	GP	GS	RUSHING					RECEIVING					TOTAL OFFENSE
				Att.	Yds	Avg.	Lg	TD	Rec.	Yds	Avg.	Lg	TD	
9/10	SD-L	1	1	15	32	2.1	8	0	13	86	6.6	17	0	118
9/16	at Mia-L	1	1	11	22	2.0	4	0	2	19	9.5	13	0	41
9/23	Pit-W	1	1	18	113	6.3	64t	1	2	2	1.0	5	0	115
9/30	at Den-L	1	1	13	34	2.6	8	0	1	4	4.0	4	0	38
10/14	at Atl-L	1	1	27	70	2.6	14	1	3	28	9.3	20	0	98
10/21	Jac-W	1	1	19	53	2.8	13	0	4	28	7.0	11	0	81
10/28	at KC-W	1	1	29	114	3.9	28	0	4	23	5.8	11	0	137
11/4	TB-L	1	1	7	17	2.4	7	0	2	0	0.0	2	0	17
11/11	at Bal-L			(INACTIVE - ANKLE)										
11/18	NO-L			(INACTIVE - ANKLE)										
11/25	at Cin-L			(INACTIVE - ANKLE)										
12/2	Cle-L			(INACTIVE - ANKLE)										
12/6	Den-L	1	1	11	52	4.7	36	0	2	12	6.0	6	1	64
12/16	KC-W	1	1	30	110	3.7	19	0	4	39	9.8	15	0	149
12/23	at Car-L	1	1	17	33	1.9	13	0	3	15	5.0	11	0	48
12/30	at SD-L	1	1	19	57	3.0	8	0	2	2	1.0	3	0	59
Totals		12	12	216	707	3.3	64t	2	42	258	6.1	20	1	965

2011, OAKLAND

Date	Opp.	GP	GS	RUSHING					RECEIVING					TOTAL OFFENSE
				Att.	Yds	Avg.	Lg	TD	Rec.	Yds	Avg.	Lg	TD	
9/12	at Den-W	1	1	22	150	6.8	47	0	1	6	6.0	6	0	156
9/18	at Buf-L	1	1	20	72	3.6	14	1	7	71	10.1	16	1	143
9/25	NYJ-W	1	1	19	171	9.0	70t	2	3	7	2.3	12	0	178
10/2	NE-L	1	1	14	75	5.4	41	0	4	48	12.0	26	0	123
10/9	at Hou-W	1	1	16	51	3.2	20	0	2	17	8.5	13	0	68
10/16	Cle-W	1	1	20	91	4.6	24	1	1	2	2.0	2	0	93
10/23	KC-L	1	1	2	4	2.0	2	0	1	3	3.0	3	0	7
11/6	Den-L			(INACTIVE - FOOT)										
11/10	at SD-W			(INACTIVE - FOOT)										
11/20	at Min-W			(INACTIVE - FOOT)										
11/27	Chi-W			(INACTIVE - FOOT)										
12/4	at Mia-W			(INACTIVE - FOOT)										
12/11	at GB-L			(INACTIVE - FOOT)										
12/18	Det-L			(INACTIVE - FOOT)										
12/24	at KC-W			(INACTIVE - FOOT)										
1/1/12	SD-L			(INACTIVE - FOOT)										
Totals		7	7	113	614	5.4	70t	4	19	154	8.1	26	1	768



DARREN McFADDEN GAME-BY-GAME

2010, OAKLAND

Date	Opp.	GP	GS	RUSHING					RECEIVING					TOTAL OFFENSE
				Att.	Yds	Avg.	Lg	TD	Rec.	Yds	Avg.	Lg	TD	
9/12	at Ten-L	1	1	18	95	5.3	13	0	6	55	9.2	16	1	150
9/19	StL-W	1	1	30	145	4.8	30	0	2	8	4.0	5	0	153
9/26	at Ari-L	1	1	25	105	4.2	33	1	2	17	8.5	18	0	122
10/3	Hou-L	1	1	12	47	3.9	23	0	6	82	13.7	43	0	129
10/10	SD-W			(INACTIVE - HAMSTRING)										
10/17	at SF-L			(INACTIVE - HAMSTRING)										
10/24	at Den-W	1	1	16	165	10.3	57t	3	2	31	15.5	19t	1	196
10/31	Sea-W	1	1	21	111	5.3	49	0	2	24	12.0	13	0	135
11/7	KC-W	1	1	17	89	5.2	34	0	4	25	6.3	16	0	114
11/21	at Pit-L	1	1	10	14	1.4	4	0	2	16	8.0	10	0	30
11/28	Mia-L	1	1	8	2	0.3	6	0	7	63	9.0	20	0	65
12/5	at SD-W	1	1	19	97	5.1	20	1	3	30	10.0	19	0	127
12/12	at Jac-L	1	1	16	123	7.7	51t	2	3	86	28.7	67t	1	209
12/19	Den-W	1	1	20	119	6.0	36	0	4	39	9.8	21	0	158
12/26	Ind-L	1	1	11	45	4.1	26	0	4	31	7.8	12	0	76
1/2/11	at KC-W			(INACTIVE - TOE)										
Totals		13	13	223	1,157	5.2	57t	7	47	507	10.8	67t	3	1,664

2009, OAKLAND

Date	Opp.	GP	GS	RUSHING					RECEIVING					TOTAL OFFENSE
				Att.	Yds	Avg.	Lg	TD	Rec.	Yds	Avg.	Lg	TD	
9/14	SD-L	1	1	17	68	4.0	11	0	2	25	12.5	13	0	93
9/20	at KC-W	1	1	12	35	2.9	8	1	2	20	10.0	11	0	55
9/27	Den-L	1	1	12	45	3.8	15	0	2	3	1.5	7	0	48
10/4	at Hou-L	1	1	6	-2	-0.3	5	0	1	5	5.0	5	0	3
10/11	at NYG-L			(INACTIVE - KNEE)										
10/18	Phi-W			(INACTIVE - KNEE)										
10/25	NYJ-L			(INACTIVE - KNEE)										
11/1	at SD-L			(INACTIVE - KNEE)										
11/15	KC-L	1	0	4	11	2.8	4	0	0	0	-	-	0	11
11/22	Cin-W	1	0	6	25	4.2	9	0	3	10	3.3	6	0	35
11/26	at Dal-L	1	1	6	23	3.8	12	0	4	43	10.8	16	0	66
12/6	at Pit-W	1	0	9	25	2.8	7	0	0	0	-	-	0	25
12/13	Was-L	1	0	8	21	2.6	7	0	3	84	28.0	48	0	105
12/20	at Den-W	1	0	12	74	6.2	28	0	0	0	-	-	0	74
12/27	at Cle-L	1	1	7	23	3.3	8	0	4	55	13.8	23	0	78
1/3/10	Bal-L	1	1	5	9	1.8	5	0	0	0	-	-	0	9
Totals		12	7	104	357	3.4	28	1	21	245	11.7	48	0	602

2008, OAKLAND

Date	Opp.	GP	GS	RUSHING					RECEIVING					TOTAL OFFENSE
				Att.	Yds	Avg.	Lg	TD	Rec.	Yds	Avg.	Lg	TD	
9/8	Den-L	1	1	9	46	5.1	10	0	1	11	11.0	11	0	57
9/14	at KC-W	1	1	21	164	7.8	50	1	1	9	9.0	9	0	173
9/21	at Buf-L	1	1	14	42	3.0	12	0	3	6	2.0	7	0	48
9/28	SD-L	1	1	7	20	2.9	8	0	2	17	8.5	10	0	37
10/12	at NO-L	1	0	8	30	3.8	8	0	0	0	-	-	0	30
10/19	NYJ-W	1	0	8	39	4.9	15	0	3	50	16.7	25	0	89
10/26	at Bal-L			(INACTIVE - TOE)										
11/2	AtL-L			(INACTIVE - TOE)										
11/9	Car-L			(INACTIVE - TOE)										
11/16	at Mia-L	1	0	3	13	4.3	8	0	2	1	0.5	2	0	14
11/23	at Den-W	1	0	10	38	3.8	11	2	2	14	7.0	9	0	52
11/30	KC-L	1	0	7	13	1.9	7	0	3	50	16.7	20	0	63
12/4	at SD-L	1	0	1	0	0.0	0	0	2	8	4.0	8	0	8
12/14	NE-L	1	0	12	46	3.8	12	1	3	68	22.7	27	0	114
12/21	Hou-W	1	0	12	46	3.8	14	0	5	41	8.2	17	0	87
12/28	at TB-W	1	1	1	2	2.0	2	0	2	10	5.0	6	0	12
Totals		13	5	113	499	4.4	50	4	29	285	9.8	27	0	784



Marshall McFADDEN

54

LINEBACKER | 6-1 | 235 | SOUTH CAROLINA STATE
ACQUIRED: FA-'13 | NFL EXP.: 1 | RAIDERS EXP.: 1
HOMETOWN: LAMAR, S.C.
BORN: 8/4/86

Signed by Pittsburgh Steelers as a reserve/future free agent, Jan. 14, 2012...Waived by Steelers, Aug. 31, 2012...Re-signed by Steelers to practice squad, Sept. 2, 2012...Signed by Steelers to active roster, Nov. 15, 2012...Waived by Steelers, Nov. 20, 2012...Re-signed by Steelers to practice squad, Nov. 23, 2012...Re-signed by Steelers to active roster, Dec. 26, 2012...Waived by Steelers, Aug. 31, 2013...Signed by Oakland Raiders to practice squad, Sept. 2, 2013...Signed by Raiders to active roster, Dec. 7, 2013.

CAREER: Young linebacker enters his first training camp with the Raiders...Played with the Pittsburgh Steelers in 2012 before joining the Raiders' practice squad in September 2013...Has appeared in five career games, seeing action on special teams.

2013: Was in training camp with Pittsburgh before being signed to the Raiders' practice squad on Sept. 2...Saw action in four games, all on special teams...(12/8) **at NYJ:** Made Raiders debut, playing on special teams...Combined with CB Chimdi Chekwa for a special teams tackle on kickoff coverage...(12/15) **vs. KC:** Recorded a tackle on kickoff coverage in the third quarter.

2012 (with Pit.): Saw action in one contest on special teams, and recorded his first career tackle...Was inactive for the season finale...Spent 14 weeks on the team's practice squad...(11/18) **vs. Bal.:** Saw action on special teams in his first career game and recorded his first career tackle.

2011: Out of football.

COLLEGE: Started 49 games over his career at South Carolina State...Finished career with more than 300 tackles, 30 tackles for loss, 10 sacks, three INTs, four forced fumbles and three fumble recoveries...In 2010, started all 12 games after missing the entire 2009 season recovering from a wrist injury...Recorded his first-career defensive TD when he returned an INT 40 yards...Missed the entire 2009 season due to a wrist injury...In 2008, started all 13 games...Tied the team-high with 88 tackles...Led the team with 11 tackles for loss and tied for second with five sacks...Named second-team All-MEAC...In 2007, saw action in two games before injuring his elbow...Missed the remainder of the 2007 season...In 2006, started all 11 games...Recorded 43 tackles, two tackles for loss, one sack and two INTs...In 2005, started all 11 games...Recorded 63 tackles, nine tackles for loss, two sacks, two forced fumbles and three fumble recoveries...Majored in physical activity management.

PERSONAL: Attended Lamar (S.C.) High School...Was an anchor on the defense that guided his team to three consecutive Class A state championships...Earned all-state and all-conference honors as a senior...Was also on track and field teams that won three state championships...Lettered in basketball.

ADDITIONAL STATISTICS: Special teams tackles – 1 in 2012, 2 in 2013; NFL Total: 3.

MARSHALL McFADDEN'S CAREER STATISTICS

Year	Team	GP	GS	TACKLES				Yds	INTERCEPTIONS					FUMBLES		
				Tot.	Solo	Asst.	Sacks		No.	Yds	Lg	TD	PD	FF	FR	Yds
2012	Pittsburgh	1	0	0	0	0	0.0	0.0	0	0	-	0	0	0	0	0
2013	Oakland	4	0	0	0	0	0.0	0.0	0	0	-	0	0	0	0	0
Totals		5	0	0	0	0	0.0	0.0	0	0	-	0	0	0	0	0



Stacy McGEE

92

DEFENSIVE TACKLE | 6-3 | 310 | OKLAHOMA
ACQUIRED: D6d-'13 | NFL EXP.: 2 | RAIDERS EXP.: 2
HOMETOWN: MUSKOGEE, OKLA.
BORN: 1/17/90

Selected by Oakland Raiders in the sixth round (205th overall) of the 2013 NFL Draft, April 27, 2013.

2013: Made significant contributions in his rookie year...Played in 15 games, starting five of the final seven games at nose tackle...Posted 26 tackles (15 solo) with 0.5 sacks and one fumble recovery...**(9/8) at Ind.:** Made NFL debut in a reserve role...Posted one solo tackle...**(9/15) vs. Jac.:** Recorded two tackles (one)...**(9/23) at Den.:** Played in a reserve role on the defensive line, notching two tackles (one)...**(10/27) vs. Pit.:** Earned first career sack, sharing a third-quarter sack with LB Sio Moore, dropping Ben Roethlisberger for a 9-yard loss...**(11/10) at NYG:** Saw increased action at nose tackle...Notched two tackles (one)...**(11/17) at Hou.:** Made first career start at nose tackle...Pressured Case Keenum in the end zone, forcing a first-quarter INT by LB Nick Roach...Totaled a season-high three tackles (two)...**(11/24) vs. Ten.:** Started second straight game, posting two tackles (one)...**(12/8) at NYJ:** Started fourth straight game and assisted on two tackles...**(12/15) vs. KC:** Recovered first career fumble, pouncing on a loose ball following a fourth-quarter strip-sack of Alex Smith by DE Jason Hunter...Added two solo tackles...**(12/22) at SD:** Started at nose tackle and posted three tackles (one)...**(12/29) vs. Den.:** Recorded three tackles (two), including a third-quarter stop of Montee Ball for a 1-yard loss.

AT A GLANCE

- Played a key role on the defensive line as a rookie, seeing action in 15 games.
- Totaled 26 tackles (15 solo), 0.5 sacks and one fumble recovery in 2013.
- College career totals include 63 tackles (29 solo), 2.5 sacks and 9.5 tackles for a loss.
- Ranked the No. 2 player in Oklahoma by Rivals.com as a high school standout.

COLLEGE: Played four years at Oklahoma, seeing action in 34 games with 15 starts...Totaled 63 tackles (29 solo), 2.5 sacks, 9.5 tackles for loss...As a senior, played in six contests, recording 14 tackles (six) and one sack...Added 2.5 tackles for loss...Member of the defensive tackle rotation as a junior, playing in 12 games with four starts...Totaled 22 tackles (eight) and 1.5 sacks...Credited with 3.5 tackles for a loss...Made first start of the year vs. Texas Tech and recorded four tackles and one sack...As a sophomore, recorded career highs with 14 games played and 11 starts...Established career bests with 26 tackles (15) and 3.5 tackles for loss...Racked up eight tackles vs. Air Force...Posted a career-high two tackles for loss at Cincinnati...Saw action in two games as a reserve defensive lineman as a redshirt freshman...Majored in human relations.



PERSONAL: Attended Muskogee (Okla.) High School...Selected to the Tulsa World and The Oklahoman all-state teams...Named Defensive Player of the Year by the Muskogee Phoenix...Totaled 160 tackles, 38 tackles for a loss and 13 sacks for his career...Added six INTs and 21 passes defended...As a senior, recorded 98 tackles, including 20 tackles for a loss and six sacks...Also registered two INTs, eight passes defended and three forced fumbles...Ranked the No. 2 player in Oklahoma by Rivals.com and No. 8 defensive end in the nation by Rivals.com...Ranked No. 11 defensive tackle in the nation by Scout.com...Named No. 15 defensive lineman in the nation by ESPN and the No. 86 overall player in the nation by Rivals.com.

SINGLE-GAME HIGHS: TACKLES: Total – 3, three times; last: vs. Den., 12/29/13. Solo – 2, three times; last: vs. Den., 12/29/13. Sacks – 0.5, vs. Pit., 10/27/13. Fumble recoveries – 1, vs. KC, 12/15/13.



STACY MCGEE'S CAREER STATISTICS

Year	Team	GP	GS	TACKLES					Yds	INTERCEPTIONS					FUMBLES		
				Tot.	Solo	Asst.	Sacks			No.	Yds	Lg	TD	PD	FF	FR	Yds
2013	Oakland	15	5	26	15	11	0.5	4.5		0	0	-	0	0	0	1	3
Totals		15	5	26	15	11	0.5	4.5		0	0	-	0	0	0	1	3

STACY MCGEE GAME-BY-GAME

2013, OAKLAND

Date	Opp.	GP	GS	TACKLES					Yds	No.	INTERCEPTIONS				FUMBLES		
				Tot.	Solo	Asst.	Sacks				Yds	Lg	TD	PD	FF	FR	Yds
9/8	at Ind-L	1	0	1	1	0	0.0	0.0	0	0	-	0	0	0	0	0	0
9/15	Jac-W	1	0	2	1	1	0.0	0.0	0	0	-	0	0	0	0	0	0
9/23	at Den-L	1	0	2	1	1	0.0	0.0	0	0	-	0	0	0	0	0	0
9/29	Was-L	1	0	0	0	0	0.0	0.0	0	0	-	0	0	0	0	0	0
10/6	SD-W			(INACTIVE - SHOULDER)													
10/13	at KC-L	1	0	1	1	0	0.0	0.0	0	0	-	0	0	0	0	0	0
10/27	Pit-W	1	0	1	1	0	0.5	4.5	0	0	-	0	0	0	0	0	0
11/3	Phi-L	1	0	1	1	0	0.0	0.0	0	0	-	0	0	0	0	0	0
11/10	at NYG-L	1	0	2	1	1	0.0	0.0	0	0	-	0	0	0	0	0	0
11/17	at Hou-W	1	1	3	2	1	0.0	0.0	0	0	-	0	0	0	0	0	0
11/24	Ten-L	1	1	2	1	1	0.0	0.0	0	0	-	0	0	0	0	0	0
11/28	at Dal-L	1	1	1	0	1	0.0	0.0	0	0	-	0	0	0	0	0	0
12/8	at NYJ-L	1	1	2	0	2	0.0	0.0	0	0	-	0	0	0	0	0	0
12/15	KC-L	1	0	2	2	0	0.0	0.0	0	0	-	0	0	0	0	1	3
12/22	at SD-L	1	1	3	1	2	0.0	0.0	0	0	-	0	0	0	0	0	0
12/29	Den-L	1	0	3	2	1	0.0	0.0	0	0	-	0	0	0	0	0	0
Totals		15	5	26	15	11	0.5	4.5	0	0	-	0	0	0	0	1	3



Matt McGLOIN

14

QUARTERBACK | 6-1 | 210 | PENN STATE

ACQUIRED: FA-'13 | NFL EXP.: 2 | RAIDERS EXP.: 2

HOMETOWN: SCRANTON, PA.

BORN: 12/2/89

Signed by Oakland Raiders as an undrafted free agent, May 16, 2013.

2013: Started six games in his rookie campaign, assuming the starting role midway through the season...Threw for 1,547 yards on 118-of-211 passing with eight TDs...Contributed the team's only three-TD passing performance on the season...Made his first NFL start in Week 11 at Houston, leading the team to a 28-23 victory...**(11/3) vs. Phi.:** Made his NFL debut, playing in relief of QB Terrelle Pryor, completing 7-of-15 passes for 87 yards and leading the team on a TD drive...**(11/17) at Hou.:** Made his first career start, throwing for 197 yards and three TDs on 18-of-32 passing...Posted the team's only three-TD performance of the season...With Case Keenum starting for the Texans, the game marked the second time in NFL history and first time since 1985 that two undrafted first-year quarterbacks were started against each other...Became the first undrafted rookie with three-or-more TD passes in his first NFL start since 1987...Became the second quarterback since the 1970 AFL-NFL Merger to throw at least three TDs without throwing an INT in his first NFL start (Todd Marinovich, 1991)...**(11/24) vs. Ten.:** Was 19-of-32 for 260 yards with one TD and one INT and an 82.8 quarterback rating...Engineered a go-ahead drive late in the fourth quarter, connecting on a 27-yard TD pass with FB Marcel Reece to give the Raiders the lead...**(11/28) at Dal.:** Completed 18-of-30 passes for 255 yards and one INT and was not sacked for the second game in a row...Engineered two second-quarter TD drives to put the Raiders up 21-7...**(12/8) at NY:** Threw for 245 yards on 18-of-31 passing with two TDs and one INT...His 48-yard TD strike to WR Rod Streater was a career long...Added 20 rushing yards on two attempts...**(12/15) vs. KC:** Was 18-of-35 for 297 yards, with two TDs and four INTs...His 297 yards were a career high...**(12/22) at SD:** Threw for 206 yards on 20-of-36 passing and one INT...Threw for 53 yards on the Raiders' second-quarter TD drive.

AT A GLANCE

- Made the team as an undrafted free agent and ended up starting six games as a rookie.
- In his first NFL start, he became the first undrafted rookie with three-or-more TD passes in his first NFL start since 1987 and the second quarterback since the 1970 AFL-NFL Merger to throw at least three TDs without throwing an INT in his first NFL start.
- Walked on at Penn State, the first walk-on to start at quarterback for Penn State in over 60 years, and he came the school's all-time leader with 46 TD passes.

COLLEGE: Played four years at Penn State, completing 513-of-894 passes (57.4 percent) for 6,390 yards, 46 TDs and a quarterback rating of 130.2...Was a two-year starter from 2011-2012 after walking-on in 2009...Was the first former walk-on quarterback to start at Penn State in over 60 years...Owns Penn State record for most passing TDs in a career with 46...Set single-season records in 2012 for most passing yards with 3,271 and most completions with 270...Also holds Penn State record for most career 300-yard passing games with six, most career 200-yard passing games with 17, and most consecutive 200-yard passing games with nine...Earned honorable mention All Big-Ten honors as a senior...Completed 270-of-446 passes (60.5 percent) for 3,271 yards and 24 TDs in 2012, while also rushing for five scores...Completed 125-of-231 passes (54.1 percent) for 1,571 yards and eight TDs in 2011...Completed 118-of-215 passes (54.9 percent) for 1,548 yards and 14 TDs in 2010...Majored in journalism.



PERSONAL: Attended West Scranton High School in Scranton, Pa. ...Earned 10 varsity letters as a three-sport standout, playing football, baseball and basketball...As a three-year starter, threw for 5,485 yards and 58 TDs, leading team to two district titles and one league title...Served as a team captain...Was named all-conference, all-region, all-state...As a senior, threw for 2,445 yards and 22 TDs...Named Athlete of the Year by The Scranton Times-Tribune for 2007-08 and Athlete of the Week three times during his prep career...Scored more than 1,300 career points in basketball and was a team captain...Earned all-conference accolades on the hardwood and in baseball.



SINGLE-GAME HIGHS: PASSING: Attempts – 36, at SD, 12/22/13. Completions – 20, at SD, 12/22/13. Yards – 297, vs. KC, 12/15/13. Touchdowns – 3, at Hou., 11/17/13. Interceptions – 4, vs. KC, 12/15/13. Long – 52, vs. KC, 12/15/13.


MATT McGLOIN'S CAREER STATISTICS

Year	Team	PASSING												RUSHING				
		GP	GS	Att.	Cmp.	Yds	Pct.	Yds/Att.	TD	Int.	Lg	Sk/Lst	Rtng	Att.	Yds	Avg.	Lg	TD
2013	Oakland	7	6	211	118	1,547	55.9	7.33	8	8	52	6/53	76.1	11	27	2.5	20	0
Totals		7	6	211	118	1,547	55.9	7.33	8	8	52	6/53	76.1	11	27	2.5	20	0

MATT McGLOIN GAME-BY-GAME

2013, OAKLAND

Date	Opp.	GP	GS	Att.	Cmp.	Yds	Pct.	PASSING						RUSHING				
								Yds/Att.	TD	Int.	Lg	Sk/Lst	Rtng	Att.	Yds	Avg.	Lg	TD
9/8	at Ind-L							(INACTIVE)										
9/15	Jac-W							(INACTIVE)										
9/23	at Den-L							(INACTIVE)										
9/29	Was-L							(DID NOT PLAY)										
10/6	SD-W							(DID NOT PLAY)										
10/13	at KC-L							(DID NOT PLAY)										
10/27	Pit-W							(DID NOT PLAY)										
11/3	Phi-L	1	0	15	7	87	46.7	5.80	0	0	22	0/0	65.1	0	0	-	-	0
11/10	at NYG-L							(DID NOT PLAY)										
11/17	at Hou-W	1	1	32	18	197	56.3	6.16	3	0	36	2/21	105.9	3	-3	-1.0	-1	0
11/24	Ten-L	1	1	32	19	260	59.4	8.13	1	1	27t	0/0	82.8	2	6	3.0	7	0
11/28	at Dal-L	1	1	30	18	255	60.0	8.50	0	1	35	0/0	73.6	2	-1	-0.5	0	0
12/8	at NYJ-L	1	1	31	18	245	58.1	7.90	2	1	48t	3/32	91.5	2	20	10.0	20	0
12/15	KC-L	1	1	35	18	297	51.4	8.49	2	4	52	0/0	57.1	1	0	0.0	0	0
12/22	at SD-L	1	1	36	20	206	55.6	5.72	0	1	27	1/0	60.6	1	5	5.0	5	0
12/29	Den-L							(DID NOT PLAY)										
Totals		7	6	211	118	1,547	55.9	7.33	8	8	52	6/53	76.1	11	27	2.5	20	0



Denarius MOORE

WIDE RECEIVER | 6-0 | 190 | TENNESSEE

ACQUIRED: D5-'11 | NFL EXP.: 4 | RAIDERS EXP.: 4

HOMETOWN: TATUM, TEXAS

BORN: 12/9/88

17

Selected by Oakland Raiders in the fifth round (148th overall) of the 2011 NFL Draft, April 30, 2011.

CAREER: Veteran receiver with big-play capabilities enters his fourth season...Finished second on the team in receptions (46) and receiving yards (695) in 2013 and led the team with five receiving TDs... Started 15 games in 2012, totaling 51 catches for 741 yards and seven TDs...Followed rookie year by setting career highs in receptions, yards and TDs in second pro season...Played in 13 games with 10 starts, totaling 33 receptions for 618 yards and five TDs in first pro campaign...Career totals include 41 games played, 130 receptions for 2,054 yards and 17 TDs.

AT A GLANCE

- Led the Raiders with 17 TD receptions from 2011-13.
- Career totals include 2,054 receiving yards on 130 receptions (15.8 avg.) and 17 TDs.
- Was the nation's only player with multiple 200-yard receiving games in 2010 at Tennessee.
- Won the Texas state championship in the 110-meter hurdles (13.73 seconds), and also averaged 20.1 points per game as a starting point guard.

2013: Played in 13 games, making 10 starts at wide receiver, and finished second on the team with 46 receptions, 695 receiving yards...Also led the team with five TDs...(9/8) at Ind.: Started at wide receiver and posted five receptions for 43 yards and a TD...His 5-yard TD reception in the fourth quarter gave the Raiders a 17-14 lead...(9/23) at Den.: Posted his fifth-career 100-yard receiving game, totaling 124 yards on six catches and a TD...Hauled in a season-long 73-yard TD reception in the second quarter to open the scoring for the Raiders...His six catches were a career high...(9/29) vs. Was.: Hauled in four catches for 66 yards, leading the wide receivers...Made a key 34-yard reception on Oakland's first-quarter scoring drive...(10/6) vs. SD: Recorded five catches for 84 yards and one TD...His 2-yard TD reception capped a 13-play, 8:08 drive in the first quarter to put the Raiders up 14-0...(10/13) at KC: Posted a 16.4 yards per reception average after catching five passes for 82 yards and one TD...His 39-yard catch-and-run in the second quarter was the game's first points and put Oakland up 7-0...(11/3) vs. Phi.: Totaled five catches for 82 yards...Added a key 27-yard catch on third down on the game's first drive...(11/17) at Hou.: Hauled in two catches for 11 yards and a TD...Posted a 5-yard TD reception from QB Matt McGloin on the Raiders' opening drive, McGloin's first-career TD pass...(12/29) vs. Den.: Recorded four catches for 63 yards, including a 24-yarder in the third quarter.

2012: Played in 15 games, all starts, after missing the season-opener...Caught 51 passes for 741 yards (14.5 avg.) and seven TDs, all career highs...Led the team with seven overall TDs...Also returned nine punts for 32 yards (3.6 avg.)...Finished the year with a 23-game receptions streak...(9/16) at Mia.: Made his season debut and made three catches, including a 31-yarder for his first 2012 reception...(9/23) vs. Pitt.: In a 34-31 win, caught five passes for 45 yards, including a critical fourth-quarter TD, helping the Raiders erase a late 10-point deficit...(10/14) at Atl.: Posted his fourth career 100-yard receiving effort on five receptions with one TD...(10/21) vs. Jac.: Played a major role in the comeback effort, making four catches and totaling 36 receiving yards and one TD...(10/28) at KC: Fell just shy of 100 yards and caught a TD pass in a third straight game, matching the longest such streak by an Oakland player in two years (TE Zach Miller, Sept. 26-Oct. 10, 2010)...Eclipsed 1,000 career receiving yards, and did it while averaging 18.1 yards per reception (56 for 1,015), the fifth-best mark by an active player...(11/11) at Bal.: Scored on a 30-yard TD early in second half, and posted 90 receiving yards on the day...(11/25) at Cin.: Registered his team-leading and career-high sixth TD reception, most by a Raiders player since WR Jerry Porter had nine in 2004...(12/16) vs. KC: In 15-0 win, tied a season high with five catches...(12/30) at SD: Caught his team-leading seventh TD late in the game, connecting with QB Terrelle Pryor on a short score to bring the Raiders within a FG...Also returned a punt 19 yards, a season long.

2011: Played in 13 games with 10 starts in first pro season...Ranked third on team with 33 receptions and second with 618 receiving yards...Led team with five receiving TDs...Also rushed five times for 61 yards and one TD...Receiving total ranked eighth and receiving yards ranked sixth among NFL rookies...Averaged 18.7 yards per reception, the fourth highest total among NFL players with at least 30 catches...Had five receptions of 40-or-more yards, third among NFL rookies...Led team with 25 punt returns for 216 yards...Also returned two kickoffs for 37 yards...(9/12) at Den.: Made NFL debut on Monday Night Football...(9/18) at Buf.: Enjoyed a breakout game, hauling in five passes for 146 yards and one TD...Also had a 25-yard rush to set up a FG...TD came on a 50-yard reception from QB Jason Campbell in the fourth quarter...Also had a 42-yard catch to help set up a second-quarter TD...Voted Pepsi Rookie of the Week on NFL.com...(9/25) vs. NYJ: Scored first career rushing TD on a 23-yard carry, giving Raiders a 24-17 lead in 34-24 triumph...(10/2) vs. NE: Scored in third straight game on a 6-yard pass from Campbell...(10/9) at Hou.: Returned a season-high four punts for 34 yards...(11/6) vs. Den.: Had two receptions of 20 yards or more, catches of 20 and 24 yards...(11/10) at SD: Recorded five catches for 123 yards, marking second 100-yard receiving game...Had a pair of TD receptions on 33- and 26-yard passes from QB Carson Palmer...(12/24) at KC: In pivotal overtime win, hauled in four



passes for 94 yards, including a 61-yard TD from Palmer in the third quarter...**(1/1/12) vs. SD:** Posted third 100-yard receiving performance of the season, totaling 101 yards on just three catches...Caught a season-long 78-yard pass in the third quarter to set up a Raiders FG, longest by a Raiders receiver since Johnnie Lee Higgins hauled in an 84-yard TD strike in 2008.

COLLEGE: Played in 52 career games with 20 starts at Tennessee...Had 112 receptions for 2,004 receiving yards, with 18 TDs...Tied a school record by playing in 52 career games...An All-Southeastern Conference selection by the NFL Draft Report as a senior, started all 13 games and finished second on the team with 47 receptions for 981 yards and nine TDs...Had two 200-yard performances, 205 against Kentucky and 228 against South Carolina, the only NCAA FBS player to post two 200-yard receiving games in 2010...Set the school season and career records for most 200-yard receiving performances...Had 17 catches of at least 20 yards and 12 of at least 30...Became the first Volunteer since 1995 to have at least one TD reception in five consecutive games...Ranked second in the nation with 20.9 yards per catch...As a junior, appeared in 13 games with seven starts...Finished second on team with 40 receptions for 540 yards (13.5 avg.) and seven TDs...Rushed three times for 23 yards...Played in 12 games as a sophomore, totaling 11 catches for 271 yards (24.6 avg.) and two TDs...Had a 63-yard reception against Kentucky, marking the longest by a Volunteer in 2008...Returned two kickoffs for 49 yards (24.5 avg.)...Named Freshman All-SEC after appearing in all 14 games...Totaled 14 receptions for 212 yards (15.1 avg.)...Returned four kickoffs for 87 yards...Majored in criminal justice.



PERSONAL: Attended Tatum (Texas) High School...A PrepStar All-American, was twice named first-team all-state by the Texas Sportswriters Association as a kick returner...Also was a second-team all-state selection as a defensive back...During senior season, collected 32 receptions for 501 yards (15.6 avg.) and rushed 27 times for 200 yards...As a junior, caught 27 passes for 423 yards (15.6 avg.) with eight TDs...Gained 287 rushing yards and two TDs on 22 carries (13.0 avg.)...Also competed in track and set the school record en route to winning the Texas state championship in the 110-meter hurdles (13.73 seconds) as a junior...Was the starting point guard on the basketball team and averaged 20.1 points per game...During December 2011, volunteered his time with Toys For Tots at the Raider Image of Southland Mall in Hayward, Calif.

ADDITIONAL STATISTICS: Miscellaneous tackles – 4 in 2011, 3 in 2012, 1 in 2013; NFL totals: 8. Punt returns – 25 in 2011, 9 in 2012; NFL totals: 34.

SINGLE-GAME HIGHS: RECEIVING: Receptions – 6, at Den., 9/23/13. Yards – 146, at Buf., 9/18/11. Long – 78, vs. SD, 1/1/12. Touchdowns – 2, at SD, 11/10/11. RUSHING: Attempts – 1, five times; last: vs. SD, 1/1/12. Yards – 25, at Buf., 9/18/11. Long – 25, at Buf., 9/18/11. Touchdowns – 1, vs. NYJ, 9/25/11. KICKOFF RETURNS: Returns – 1, twice, last: vs. Det., 12/18/11. Yards – 20, at Min., 11/20/11. Long – 20, at Min., 11/20/11. PUNT RETURNS: Returns – 4, three times; last: vs. Den., 11/6/11. Yards – 43, vs. Den., 11/6/11. Long – 34, at Min., 11/20/11.

DENARIUS MOORE'S CAREER STATISTICS

		RECEIVING							RUSHING					TOTAL
Year	Team	GP	GS	Rec.	Yds	Avg.	Lg	TD	Att.	Yds	Avg.	Lg	TD	OFFENSE
2011	Oakland	13	10	33	618	18.7	78	5	5	61	12.2	25	1	679
2012	Oakland	15	15	51	741	14.5	58	7	1	-5	-5.0	5	0	736
2013	Oakland	13	10	46	695	15.1	73t	5	0	0	-	-	0	695
Totals		41	35	130	2,054	15.8	78	17	6	56	9.3	25	1	2,110

		KICKOFF RETURNS					PUNT RETURNS					
Year	Team	No.	Yds	Avg.	Lg	TD	No.	FC	Yds	Avg.	Lg	TD
2011	Oakland	2	37	18.5	20	0	25	7	216	8.6	34	0
2012	Oakland	0	0	-	-	0	9	4	32	3.6	19	0
Totals		2	37	18.5	20	0	34	11	248	7.3	34	0



DENARIUS MOORE GAME-BY-GAME

2013, OAKLAND

Date	Opp.	GP	GS	RECEIVING					TD	RUSHING					TOTAL OFFENSE
				Rec.	Yds	Avg.	Lg			Att.	Yds	Avg.	Lg	TD	
9/8	at Ind-L	1	1	5	43	8.6	21		1	0	0	-	-	0	43
9/15	Jac-W	1	0	0	0	-	-		0	0	0	-	-	0	0
9/23	at Den-L	1	1	6	124	20.7	73t		1	0	0	-	-	0	124
9/29	Was-L	1	1	4	66	16.5	34		0	0	0	-	-	0	66
10/6	SD-W	1	1	5	84	16.8	35		1	0	0	-	-	0	84
10/13	at KC-L	1	1	5	82	16.4	39t		1	0	0	-	-	0	82
10/27	Pit-W	1	1	2	32	16.0	18		0	0	0	-	-	0	32
11/3	Phi-L	1	1	5	82	16.4	27		0	0	0	-	-	0	82
11/10	at NYG-L	1	1	3	45	15.0	23		0	0	0	-	-	0	45
11/17	at Hou-W	1	1	2	11	5.5	6		1	0	0	-	-	0	11
11/24	Ten-L			(INACTIVE - SHOULDER)											
11/28	at Dal-L			(INACTIVE - SHOULDER)											
12/8	at NYJ-L			(INACTIVE - SHOULDER)											
12/15	KC-L	1	0	2	46	23.0	34		0	0	0	-	-	0	46
12/22	at SD-L	1	1	3	17	5.7	11		0	0	0	-	-	0	17
12/29	Den-L	1	0	4	63	15.8	23		0	0	0	-	-	0	63
Totals		13	10	46	695	15.1	73t		5	0	0	-	-	0	695

2012, OAKLAND

Date	Opp.	GP	GS	RECEIVING					TD	RUSHING					TOTAL OFFENSE
				Rec.	Yds	Avg.	Lg			Att.	Yds	Avg.	Lg	TD	
9/10	SD-L			(INACTIVE - HAMSTRING)											
9/16	at Mia-L	1	1	3	67	22.3	31		0	0	0	-	-	0	67
9/23	Pit-W	1	1	5	45	9.0	18		1	0	0	-	-	0	45
9/30	at Den-L	1	1	4	71	17.8	37		0	0	0	-	-	0	71
10/14	at Atl-L	1	1	5	104	20.8	49		1	0	0	-	-	0	104
10/21	Jac-W	1	1	4	36	9.0	17		1	0	0	-	-	0	36
10/28	at KC-W	1	1	5	96	19.2	58		1	0	0	-	-	0	96
11/4	TB-L	1	1	4	66	16.5	26		0	0	0	-	-	0	66
11/11	at Bal-L	1	1	4	90	22.5	38		1	0	0	-	-	0	90
11/18	NO-L	1	1	1	9	9.0	9		0	1	-5	-5.0	-5	0	4
11/25	at Cin-L	1	1	1	20	20.0	20t		1	0	0	-	-	0	20
12/2	Cle-L	1	1	2	31	15.5	20		0	0	0	-	-	0	31
12/6	Den-L	1	1	4	43	10.8	15		0	0	0	-	-	0	43
12/16	KC-W	1	1	5	46	9.2	18		0	0	0	-	-	0	46
12/23	at Car-L	1	1	3	12	4.0	7		0	0	0	-	-	0	12
12/30	at SD-L	1	1	1	5	5.0	5t		1	0	0	-	-	0	5
Totals		15	15	51	741	14.5	58		7	1	-5	-5.0	-5	0	736

2011, OAKLAND

Date	Opp.	GP	GS	RECEIVING					TD	RUSHING					TOTAL OFFENSE
				Rec.	Yds	Avg.	Lg			Att.	Yds	Avg.	Lg	TD	
9/12	at Den-W	1	0	0	0	-	-		0	0	0	-	-	0	0
9/18	at Buf-L	1	1	5	146	29.2	50		1	1	25	25.0	25	0	171
9/25	NYJ-W	1	1	4	34	8.5	13		0	1	23	23.0	23	1	57
10/2	NE-L	1	1	3	19	6.3	7		1	0	0	-	-	0	19
10/9	at Hou-W	1	1	0	0	-	-		0	0	0	-	-	0	0
10/16	Cle-W	1	1	1	9	9.0	9		0	1	-3	-3.0	-3	0	6
10/23	KC-L	1	1	4	4	1.0	4		0	0	0	-	-	0	4
11/6	Den-L	1	1	5	61	12.2	24		0	0	0	-	-	0	61
11/10	at SD-W	1	0	1	123	123.0	46		2	0	0	-	-	0	123
11/20	at Min-W	1	1	1	14	14.0	14		0	0	0	-	-	0	14
11/27	Chi-W			(INACTIVE - FOOT)											
12/4	at Mia-W			(INACTIVE - FOOT)											
12/11	at GB-L			(INACTIVE - FOOT)											
12/18	Det-L	1	0	2	13	6.5	13		0	1	13	13.0	13	0	26
12/24	at KC-W	1	1	4	94	23.5	61		1	0	0	-	-	0	94
1/1/12	SD-L	1	1	3	101	33.7	78		0	1	3	3.0	3	0	104
Totals		13	10	33	618	18.7	78		5	5	61	12.2	25	1	679



Sio MOORE

55

LINEBACKER | 6-1 | 240 | CONNECTICUT

ACQUIRED: D3-'13 | NFL EXP.: 2 | RAIDERS EXP.: 2

HOMETOWN: CARY, N.C.

BORN: 5/2/90

Selected by Oakland Raiders in the third round (66th overall) of the 2013 NFL Draft, April 26, 2013.

2013: Played in 15 games with 11 starts as a rookie...Led all Raider rookies with 55 tackles (33 solo), 4.5 sacks and one forced fumble...Sack total ranked fourth among NFL rookies...Was named to the Pro Football Writers Association's All-Rookie Team, becoming the first Raider to do so since 2011...(9/8) at Ind.: Made NFL debut as a reserve linebacker...(9/15) vs. Jac.: Made first career start at linebacker...Notched two tackles, including one tackle for loss...(10/13) at KC: Recorded first career sack on game's first play from scrimmage, dropping Alex Smith for a 7-yard loss...Added three tackles (one)...(10/27) vs. Pit.: Posted top performance of rookie season...Voted the NFL Pepsi Next Rookie of the Week...Racked up a season-high eight tackles (six) and notched first career multiple sack game with 1.5...Sacked Ben Roethlisberger for a 7-yard loss at the end of the second quarter...Shared a 9-yard sack with DT Stacy McGee in the third quarter...Credited with three quarterback pressures and three quarterback hits according to official coach review statistics...(11/3) vs. Phi.: Totaled three tackles (one)...(11/10) at NYG: Set a season high with nine tackles (eight)...Credited with a forced fumble on an 11-yard sack of Eli Manning in the first quarter...(11/17) at Hou.: Posted one solo tackle, stopping Ben Tate for a 2-yard loss in the third quarter...(11/24) vs. Ten.: Registered six tackles (four)...(12/8) at NYJ: Stopped Bilal Powell for a 4-yard loss in the second quarter...Added seven tackles (four) before leaving the game due to a neck injury...(12/15) vs. KC: Notched three tackles (two)...(12/29) vs. Den.: Totaled three solo tackles and credited with a third-quarter sack of Brock Osweiler.

AT A GLANCE

- Played in 15 games as a rookie (11 starts), leading all Raider rookies with 55 tackles (33 solo), 4.5 sacks and one forced fumble.
- Named to the Pro Football Writers Association's All-Rookie Team in 2013.
- Was voted the NFL Pepsi Next Rookie of the Week for his eight-tackle, 1.5-sack performance on Oct. 27 vs. Pittsburgh.
- Two-time All-Big East Conference first-team selection at Connecticut.
- Born in Monrovia, Liberia, and prepped in both Connecticut and North Carolina.

COLLEGE: Played four years at Connecticut, seeing action in 41 career games with 31 starts...Totaled 274 tackles (174 solo), 16 sacks and 44 tackles for loss...Also recorded four INTs and 18 passes defended...As a senior, named first-team All-Big East and selected to the watch lists for both the Lombardi and Butkus Awards...Played in 12 games with 10 starts at strong-side linebacker...Ranked fourth on team with 72 tackles (45) and had one fumble recovery...Posted 1.5 tackles for loss and two passes defended vs. Massachusetts...Recorded a sack and a pass defended vs. North Carolina State...Had seven tackles (five), 2.5 sacks and three tackles for loss vs. Maryland...Produced nine tackles and 1.5 tackles for loss vs. Rutgers...Notched 1.5 sacks vs. Temple...Posted two sacks and two passes defended vs. Pittsburgh...As a junior, named All-Big East Conference first team by the NFL Draft Report...Started all 12 games...Finished third on team with 86 tackles, ranking second in the conference...Added 6.5 sacks, three INTs, two forced fumbles and one fumble recovery...Credited with three sacks and a forced fumble at Vanderbilt...Racked up 10 tackles (nine) vs. Pittsburgh...Totaled 13 tackles (seven), including one sack vs. Louisville...Had one sack, one forced fumble and one INT vs. Rutgers...Also recorded INTs vs. Syracuse and vs. South Florida...Played in 13 games with nine starts as a junior...Earned Big East Conference Player of the Week honors twice...Ranked second on team with 110 tackles (72)...Posted 1.5 sacks and 11.5 tackles for loss...Forced two fumbles and recovered a pair of fumbles...Named Big East Conference Player of the Week after posting a career-high 17 tackles (13), three tackles for loss and two forced fumbles vs. West Virginia...Recorded 16 tackles vs. Buffalo and 10 stops vs. South Florida...Played in four games as a redshirt freshman...Majored in political science.





PERSONAL: Attended Apex (N.C.) High School...Earned all-area and All-Tri Seven Football League honors as a fullback and linebacker as a senior...Received a two-star prospect grade from Rivals.com and Scout.com...Ranked No. 50 among the nation's weak-side linebackers by Scout.com...Lettered as a running back as a junior...Also lettered in track and field...Did not play football his sophomore year in high school after playing his freshman season at West Haven (Conn.) High School...Born in Monrovia, Liberia, Africa...Given name is Snorsio Alston Moore.

ADDITIONAL STATISTICS: Special teams tackles – 3 in 2013.

SINGLE-GAME HIGHS: TACKLES: Total – 9, at NYG, 11/10/13. Solo – 8, at NYG, 11/10/13. Sacks – 1.5, vs. Pit., 10/27/13. Forced fumbles – 1, at NYG, 11/10/13.


SIO MOORE'S CAREER STATISTICS

Year	Team	GP	GS	TACKLES					Yds	INTERCEPTIONS					FUMBLES		
				Tot.	Solo	Asst.	Sacks			No.	Yds	Lg	TD	PD	FF	FR	Yds
2013	Oakland	15	11	55	33	22	4.5	29.5		0	0	-	0	0	1	0	0
Totals		15	11	55	33	22	4.5	29.5		0	0	-	0	0	1	0	0

SIO MOORE GAME-BY-GAME

2013, OAKLAND

Date	Opp.	GP	GS	Tot.	TACKLES					Yds	INTERCEPTIONS					FUMBLES		
					Solo	Asst.	Sacks				No.	Yds	Lg	TD	PD	FF	FR	Yds
9/8	at Ind-L	1	0	0	0	0	0.0	0.0		0	0	-	0	0	0	0	0	0
9/15	Jac-W	1	1	4	3	1	0.0	0.0		0	0	-	0	0	0	0	0	0
9/23	at Den-L				(INACTIVE - CONCUSSION)													
9/29	Was-L	1	1	3	0	3	0.0	0.0		0	0	-	0	0	0	0	0	0
10/6	SD-W	1	1	1	0	1	0.0	0.0		0	0	-	0	0	0	0	0	0
10/13	at KC-L	1	1	3	1	2	1.0	7.0		0	0	-	0	0	0	0	0	0
10/27	Pit-W	1	1	8	6	2	1.5	11.5		0	0	-	0	0	0	0	0	0
11/3	Phi-L	1	0	3	1	2	0.0	0.0		0	0	-	0	0	0	0	0	0
11/10	at NYG-L	1	1	9	8	1	1.0	11.0		0	0	-	0	0	1	0	0	0
11/17	at Hou-W	1	1	1	1	0	0.0	0.0		0	0	-	0	0	0	0	0	0
11/24	Ten-L	1	1	6	4	2	0.0	0.0		0	0	-	0	0	0	0	0	0
11/28	at Dal-L	1	1	1	0	1	0.0	0.0		0	0	-	0	0	0	0	0	0
12/8	at NYJ-L	1	1	7	4	3	0.0	0.0		0	0	-	0	0	0	0	0	0
12/15	KC-L	1	0	3	2	1	0.0	0.0		0	0	-	0	0	0	0	0	0
12/22	at SD-L	1	1	3	0	3	0.0	0.0		0	0	-	0	0	0	0	0	0
12/29	Den-L	1	0	3	3	0	1.0	0.0		0	0	-	0	0	0	0	0	0
Totals		15	11	55	33	22	4.5	29.5		0	0	-	0	0	1	0	0	0



Lucas NIX

76

GUARD | 6-5 | 325 | PITTSBURGH

ACQUIRED: FA-'12 | NFL EXP.: 3 | RAIDERS EXP.: 3

HOMETOWN: JEFFERSON HILLS, PA.

BORN: 9/28/89

Signed by Oakland Raiders as an undrafted free agent, May 4, 2012.

CAREER: Young offensive lineman enters his third season with the Raiders, having made the team as an undrafted free agent in 2012...Was part of a line that started eight different combinations in 2013, the most in the NFL...Played in 14 games and started 10 last season...Was inactive for 15 games in 2012, before making his NFL debut in the season finale.

2013: Started nine games at left guard and one at right guard and helped pave the way for an offense that posted 333.8 yards per game...(9/8) at Ind.: Started at left guard and helped pave the way for a rushing attack that totaled 171 yards on the ground...(9/15) vs. Jac.: Started at left guard and helped the offense post 226 rushing yards in the victory...(10/6) vs. SD: Started at left guard and helped the Raiders post 104 rushing yards...(10/13) at KC: Started at left guard and helped the Silver and Black rush for over 100 yards for the third consecutive game...(11/3) vs. Phi.: Started at left guard and helped the team total 560 yards of total offense, the third highest mark in franchise history...(11/17) at Hou.: Started at left guard and helped pave the way for RB Rashad Jennings to rush for 150 yards and QB Matt McGloin to throw for three TDs in his first career start...(11/24) vs. Ten.: Started at left guard and helped Jennings post 122 total yards, his fourth straight game with 100-or-more total yards...Was part of a line that did not allow a sack...(12/8) at NYJ: Started at right guard and was part of a line that helped the offense rush for 150 yards against the league's top-ranked run defense.

2012: Inactive for the season's first 15 games, played in one contest, the season-finale...One of two undrafted rookies (WR Rod Streater) to make the Raiders' season-opening roster...(12/30) at SD: Made his NFL debut, rotating in at right guard...Helped protect QB Terrelle Pryor in his first NFL start, and was part of a line that did not allow a sack.

COLLEGE: Played four years at Pittsburgh, seeing action in 40 career games with 33 starts...Made starts at both guard and tackle during collegiate career...Started eight contests as a senior...Made five starts at right guard before suffering an injury and missing five games...As a junior, played in 13 contests with 12 starts...Started first three games of the season at right tackle before shifting to right guard...As a sophomore, started all 13 games at right tackle...Part of a line that helped Dion Lewis rush for 1,799 yards, the second-highest single-season total in program history...Played in six games as a reserve during freshman season...Studied administration of justice.

PERSONAL: Attended Thomas Jefferson High School in Jefferson Hills, Pa. ...Earned Parade All-American, PrepStar Dream Team and SuperPrep All-American honors...Selected to play in 2008 U.S. Army All-American Bowl...Rated one of the top 50 players in the country by PrepStar (No. 22), Scout (No. 28), Rivals (No. 39) and SuperPrep (No. 43)...A two-time first-team Associated Press all-state selection, was rated Pennsylvania's No. 3 overall prospect by Rivals, Scout and Keystone Recruiting...Ranked as the No. 5 overall prospect on Scout's East Top-100 list...Pittsburgh Post-Gazette WPIAL Class AAA Player of the Year...As a senior defensive lineman, compiled 67 tackles, four sacks and two fumble recoveries, one for a TD...Led team to a 16-0 record in final year and helped program to a 55-5 record in four varsity seasons...Selected to play in the Big 33 Football Classic...Also lettered in basketball.

ADDITIONAL STATISTICS: Miscellaneous tackles – 2 in 2013.

LUCAS NIX'S GAMES PLAYED/STARTED

Year	Team	GP	GS
2012	Oakland	1	0
2013	Oakland	14	10
Totals		15	10



Jamize OLAWALE

49

FULLBACK/RUNNING BACK | 6-1 | 235 | NORTH TEXAS
ACQUIRED: FA-'12 | NFL EXP.: 2 | RAIDERS EXP.: 2
HOMETOWN: LONG BEACH, CALIF.
BORN: 4/17/89

Signed by Dallas Cowboys as an undrafted free agent, May 14, 2012...Waived by Cowboys, Aug. 31, 2012...Re-signed by Cowboys to practice squad, Sept. 1, 2012...Signed by Oakland Raiders from Cowboys practice squad, Dec. 4, 2012...Re-signed by Raiders as an exclusive-rights free agent, March 5, 2014.

CAREER: Versatile back enters his second training camp with the Raiders...Key contributor on all special teams units...Played in all 16 games in 2013...The Raiders signed him off the Cowboys' practice squad late in 2012...Originally entered the NFL as an undrafted free agent with Dallas...Career totals include 19 games played with one start, three rushes for six yards, and seven receptions for 63 yards.

2013: Saw action in 16 games, primarily on special teams...Spelled FB Marcel Reece at fullback, making seven catches for 63 yards...Finished third on the team with eight special teams tackles...(9/8) **at Ind.:** Saw action at fullback and on special teams...

(9/29) **vs. Was.:** Served as the team's primary fullback when Reece left the game with a knee injury and did not return...Rushed once for four yards and hauled in one pass for 11 yards...Both the carry and reception he totaled in the game were career firsts...(10/6) **vs. SD:** Caught two passes for a career-high 15 yards during his action at fullback...(11/24) **vs. Ten.:** Saw action at fullback and on special teams...Posted two catches for 27 yards, including a 25-yarder in the second quarter to set up a Raiders FG...(12/8) **at NYJ:** Made his first career start at fullback as Reece moved to running back...Hauled in two catches for 10 yards.

2012 (with Dal. and Oak.): Played in three games...Signed to the 53-man roster from the Cowboys' practice squad on Dec. 4...(12/16) **vs. KC:** Made his NFL debut on the opening kickoff, then played several snaps as a fullback.

COLLEGE: Played two years at North Texas, seeing action in 19 games as a wide receiver...Recorded eight receptions for 88 yards...As a senior, caught two passes for nine yards, while helping the team rush for 1,829 yards...As a junior, played in 11 games and totaled six catches for 79 yards...Had a 30-yard catch on a third-down pass that set up a TD vs. Kansas State...Recorded two receptions for 22 yards vs. Louisiana-Lafayette...Played two seasons at El Camino Junior College, the same school that Raiders FB Marcel Reece attended, in Torrance, Calif. ...As a sophomore, had 11 catches for 276 yards and three TDs, including an 80-yard grab, helping the team to a conference title...As a freshman, totaled four receptions for 59 yards in four games.

PERSONAL: Attended three different high schools in Northern and Southern California...Finished as a standout performer at Long Beach (Calif.) Poly High School...Also prepped at De La Salle High School in Concord, Calif., and St. Ignatius Prep in San Francisco...Brother, Millicent, played at De La Salle High School and started at quarterback for Columbia...Father, Benjamin, was an athlete at the University of San Francisco...Visited the Oakland Children's Hospital in April 2013 and attended various hospital visits and Play 60 events throughout 2013...Name is pronounced juh-MAZE oh-lah-WALL-ee.

ADDITIONAL STATISTICS: Special teams tackles – 8 in 2013.

SINGLE-GAME HIGHS: RUSHING: Attempts – 2, vs. Was., 9/29/13. Yards – 4, vs. Was., 9/29/13. Long – 4, vs. Was., 9/29/13. RECEIVING: Receptions – 2, three times; last: at NYJ, at 12/8/13. Yards – 27, vs. Ten., 11/24/13. Long – 25, vs. Ten., 11/24/13.

AT A GLANCE

- Name is pronounced juh-MAZE oh-lah-WALL-ee.
- Played in all 16 games in 2013 for the Raiders, playing a key role on special teams.
- Signed off the Cowboys' practice squad to Oakland's 53-man roster late in his 2012 rookie season.
- Played wide receiver at North Texas before switching to the offensive backfield in the NFL.
- Prepped at three different high schools, including De La Salle in Concord, Calif. and St. Ignatius Prep in San Francisco.



JAMIZE OLAWALE'S CAREER STATISTICS

Year	Team	GP	GS	RUSHING					RECEIVING					TOTAL OFFENSE
				Att.	Yds	Avg.	Lg	TD	Rec.	Yds	Avg.	Lg	TD	
2012	Dal./Oak.	3	0	0	0	-	-	0	0	0	-	-	0	0
2013	Oakland	16	1	3	6	2.0	4	0	7	63	9.0	25	0	69
Totals		19	1	3	6	2.0	4	0	7	63	9.0	25	0	69

JAMIZE OLAWALE GAME-BY-GAME

2013, OAKLAND

Date	Opp.	GP	GS	RUSHING					RECEIVING					TOTAL OFFENSE
				Att.	Yds	Avg.	Lg	TD	Rec.	Yds	Avg.	Lg	TD	
9/8	at Ind-L	1	0	0	0	-	-	0	0	0	-	-	0	0
9/15	Jac-W	1	0	0	0	-	-	0	0	0	-	-	0	0
9/23	at Den-L	1	0	0	0	-	-	0	0	0	-	-	0	0
9/29	Was-L	1	0	2	4	2.0	4	0	1	11	11.0	11	0	15
10/6	SD-W	1	0	0	0	-	-	0	2	15	7.5	11	0	15
10/13	at KC-L	1	0	0	0	-	-	0	0	0	-	-	0	0
10/27	Pit-W	1	0	0	0	-	-	0	0	0	-	-	0	0
11/3	Phi-L	1	0	0	0	-	-	0	0	0	-	-	0	0
11/10	at NYG-L	1	0	0	0	-	-	0	0	0	-	-	0	0
11/17	at Hou-W	1	0	0	0	-	-	0	0	0	-	-	0	0
11/24	Ten-L	1	0	0	0	-	-	0	2	27	13.5	25	0	27
11/28	at Dal-L	1	0	0	0	-	-	0	0	0	-	-	0	0
12/8	at NYJ-L	1	1	0	0	-	-	0	2	10	5.0	8	0	12
12/15	KC-L	1	0	1	2	2.0	2	0	0	0	-	-	0	0
12/22	at SD-L	1	0	0	0	-	-	0	0	0	-	-	0	0
12/29	Den-L	1	0	0	0	-	-	0	0	0	-	-	0	0
Totals		16	1	3	6	2.0	4	0	7	63	9.0	25	0	69



Donald PENN

72

TACKLE | 6-4 | 340 | UTAH STATE

ACQUIRED: FA-'14 | NFL EXP.: 9 | RAIDERS EXP.: 1

HOMETOWN: INGLEWOOD, CALIF.

BORN: 4/27/83

Signed by Minnesota Vikings as an undrafted free agent, May 5, 2006...Waived by Vikings, Sept. 2, 2006...Re-signed by Vikings to practice squad, Sept. 3, 2006...Signed by Tampa Bay Buccaneers to active roster, Oct. 4, 2006...Re-signed by Buccaneers as a restricted free agent, April 12, 2009...Released by Buccaneers, March 13, 2014...Signed by Oakland Raiders as a free agent, March 19, 2014.

CAREER: Accomplished and durable veteran offensive lineman enters his first season with the Silver and Black, joining the team in the offseason after eight seasons with the Tampa Bay Buccaneers...Has played in 112 career games with 108 starts, and has started in one playoff appearance...Has started 108 consecutive games at left tackle, the third longest current streak among all active tackles in the NFL entering 2014...The streak dates back to 2007...Named to Pro Bowl after a stellar 2010 campaign...Has also caught three passes for 19 yards and two TDs in his career...Originally entered the NFL as an undrafted free agent with the Minnesota Vikings in 2006, before joining the Buccaneers later that season.

2013 (with TB): Started all 16 games on the season for the sixth consecutive year...Helped Tampa Bay post 4,432 yards of total offense...**(9/29) vs. Ari.:** Played in his 100th career game, all consecutive...**(11/3) at Sea.:** Recorded his 100th consecutive start...**(11/11) vs. Mia.:** Caught the second TD pass of his career tying him with Warren Sapp for most offensive TDs by a non-skill position player in Buccaneers history...**(12/1) at Car.:** Recorded his 104th consecutive start, passing David Logan for the fourth longest streak in Buccaneers history.

2012 (with TB): For the fifth consecutive season, started all 16 games...Helped pave the way for the offense to post 5,454 yards, the second most in Tampa Bay history...**(10/14) vs. KC:** Helped the offense to 463 yards...**(10/21) vs. NO:** Blocked for a unit that posted 513 yards of total offense, the third most yards in team history and the most in a home game...**(10/25) at Min.:** Helped pave the way for the offense to total 416 yards, which marked the first time in franchise history that the Buccaneers recorded three consecutive games with 400-plus yards offensively...**(11/4) at Oak.:** Helped the offense post 515 yards from scrimmage, the second most total yards in team history.

2011 (with TB): Started all 16 games on the season...Allowed Josh Freeman the time to throw for 3,592 passing yards, the third highest total in team history...**(10/3) vs. Ind.:** Started at left tackle, where he helped the offense finish with 466 yards, the then-most in franchise history for a home game...**(10/16) vs. NO:** Helped the offense post 420 total yards...**(11/20) at GB:** Helped pave the way for the offense to a 455-yard performance.

2010 (with TB): Started all 16 games on the season at left tackle, earning his first Pro Bowl selection...Surrendered only 3.5 sacks on the season, according to coaches' film...Helped lead the offense to 5,362 total yards on the season...**(9/12) vs. Cle.:** Started season opener at left tackle and helped the offense to 340 total yards...**(9/19) at Car.:** Started at left tackle, helping to hold the Panthers defense without a sack...**(11/21) at SF:** Recorded first NFL reception, catching a 1-yard TD pass...**(12/26) vs. Sea.:** Started at left tackle, helping the offense to a season-high 439 yards, including 208 yards rushing, which earned the offensive line Madden Most Valuable Protectors honors for Week 16.

AT A GLANCE

- Has played in 112 career games with 108 starts, all of which are consecutive.
- His 108 consecutive starts are the third most among active tackles, dating back to 2007.
- Earned Pro Bowl honors after the 2010 season, when he helped the Buccaneers to one of the best offensive seasons in franchise history.
- Has also caught three career passes, including two that went for TDs.
- Was also extremely durable in college, starting 44 consecutive games at Utah State.





2009 (with TB): Started all 16 games at left tackle for the second consecutive year...(9/13) vs. Dal.: Started at left tackle and helped the offense to 450 yards...(10/11) at Phi.: Started at left tackle and recorded first career reception on a 15-yard gain off of a deflected pass...(12/6) at Car.: Started at left tackle and helped offense to 469 yards, the then fifth best single-game performance in team history...(12/20) at Sea.: Was part of an offensive line that held the Seahawks without a sack.

2008 (with TB): Started all 16 games at left tackle for the first time...Helped lead the offense to 5,456 total yards, the highest single-season total in franchise history...Helped lead the offense to 361 points, the second highest single-season total in team history...(9/7) at NO: Started at left tackle and helped the Buccaneers offense rush for 146 yards on 20 carries, an average of 7.3 yards per carry, which was the third highest single-game average in team history...(9/21) at Chi.: Started at left tackle and was part of an offense that did not allow a sack in a team-record 67 pass attempts...(9/28) vs. GB: Started at left tackle and helped lead the way for the offense to post a season-high 178 rushing yards and did not allow a sack for the second straight week.

2007 (with TB): Played in all 16 regular season games with 12 starts and started lone playoff game...Helped the team capture the NFC South division title...(9/9) at Sea.: Saw action in first career game...(9/30) at Car.: Came off the bench, replacing an injured Luke Petitgout at left tackle in the second quarter...(10/7) at Ind.: Made first career start...(10/21) at Det.: Helped Jeff Garcia throw for 316 yards on 45 attempts while paving the way for 124 rushing yards...(11/4) vs. Ari.: Started at left tackle and helped the team rush for 162 yards...(11/18) at Atl.: Started at left tackle and helped the team rush for 149 yards on 31 attempts (4.8 avg.)...(12/2) at NO: Started at left tackle and helped the team gain a season-high 466 total yards of offense...The 466 total yards also stands as the fifth best single-game performance in team history...(12/16) vs. Atl.: Started at left tackle and helped team rush for a season-high 190 yards...Postseason: (1/6/08) vs. NYG: Made first career playoff start against N.Y. Giants in NFC Wild Card Game.

2006 (with Min. and TB): Inactive for final 13 games of season after being signed to the Buccaneers' active roster on Oct. 4...Signed to the Vikings' practice squad on Sept. 3 after being released the previous day.


COLLEGE: Started 44 games at both tackle positions during his career at Utah State...Started 44 consecutive games, which tied for the most at Utah State since 1991...Started at right tackle in the third game of his freshman year to begin his streak...Started at left tackle as a sophomore, junior and senior...Selected by his teammates as a team captain as a senior...Named second-team All-WAC in 2005...Selected to play in the Hula Bowl, the first Utah State player in the Hula Bowl since 2000, and the 11th overall...Majored in sociology.

PERSONAL: Attended St. Bernard High School in Playa Del Ray, Calif. ...Named first-team All-CIF as a prep senior and was a first-team all-league selection...Earned Lineman of the Year honors...Named second-team all-league as a junior...Also was an all-state selection in basketball...Established the Donald Penn Foundation to help inner-city and low-income youth in Tampa and Los Angeles make positive, life-changing decisions by providing education incentives, scholarship opportunities and support during the holidays...Along with the offensive line and tight ends, surprised 26 single mothers with gifts for the holidays in December 2010...Helped spearhead "Turkey Time with the O-Line," a Thanksgiving program sponsored by the offensive line which provided more than 3,600 meals to Tampa-area needy families from 2007-12.

ADDITIONAL STATISTICS: Receptions – 1 in 2009, 1 in 2010, 1 in 2013; NFL totals: 3. Receiving yards – 15 in 2009, 1 in 2010, 1 in 2013; NFL totals: 17. Receiving touchdowns – 1 in 2010, 1 in 2013; NFL totals: 2. Miscellaneous tackles – 1 in 2007, 2 in 2008, 1 in 2009, 1 in 2001; NFL totals: 5.

DONALD PENN'S GAMES PLAYED/STARTED

Year	Team	GP	GS
2007	Tampa Bay	16	12
2008	Tampa Bay	16	16
2009	Tampa Bay	16	16
2010	Tampa Bay	16	16
2011	Tampa Bay	16	16
2012	Tampa Bay	16	16
2013	Tampa Bay	16	16
Totals		112	108
2007	Tampa Bay	1	1
Postseason		1	1



Marcel REECE

45

FULLBACK | 6-1 | 250 | WASHINGTON

ACQUIRED: FA-'08 | NFL EXP.: 5 | RAIDERS EXP.: 5

HOMETOWN: INGLEWOOD, CALIF.

BORN: 6/23/85

Signed by Miami Dolphins as an undrafted free agent, May 2, 2008...Waived by Dolphins, May 5, 2008...Signed by Oakland Raiders as a free agent, May 13, 2008...Waived by Raiders, Aug. 30, 2008...Re-signed by Raiders to practice squad, Sept. 1, 2008...Signed by Raiders to active roster, Dec. 26, 2008...Waived by Raiders, Sept. 5, 2009...Re-signed by Raiders to practice squad, Sept. 7, 2009...Signed by Raiders to active roster, Dec. 25, 2009...Re-signed by Raiders as exclusive-rights player, Aug. 1, 2011.

CAREER: Playmaking offensive threat, signed with Raiders after participating on a tryout basis at a 2008 mini-camp and has grown to rank among the most versatile fullbacks in the NFL...Has served as a team captain for the last two years and is one of team's most important leaders...Has played in 62 games with 45 starts...Career totals include 138 receptions for 1,481 yards and eight TDs...Has added 723 rushing yards on 152 carries with three TDs...Has also seen action as lead running back...Started his career as a wide receiver before switching to fullback.

2013: Appeared in 16 games, starting 14 at fullback and one at running back, hauling in 32 catches for 331 yards and two TDs, and rushing 46 times for 218 yards and two TDs...Was selected to the 2014 Pro Bowl, his second Pro Bowl bid...Was named to the 2013 second-team All-Pro...**(9/8) at Ind.:** Started at fullback and hauled in one reception for nine yards...Helped lead the way for the Raiders to post 171 rushing yards...**(9/15) vs. Jac.:** Carried twice for 15 yards and an 11-yard TD run...His TD rush kicked off the scoring for the Raiders, as he finished off the team's first drive with the score...**(9/23) at Den.:** Hauled in a season-high four passes for 45 yards, including a 16-yard TD from RB Darren McFadden...**(10/6) vs. SD:** Started at fullback, and also saw action at running back, totaling 57 total yards (32 rushing and 25 receiving)...**(10/13) at KC:** Started at fullback and posted one catch for nine yards...**(10/27) vs. Pit.:** Started at fullback and rushed three times for 10 yards...**(11/3) vs. Phi.:** Started at fullback and posted two receptions for 22 yards...**(11/10) at NYG:** Hauled in three receptions for 30 yards, including a 16-yarder in the third quarter...**(11/17) at Hou.:** Rushed four times for six yards and hauled in two receptions for 17 yards in the victory...**(11/24) vs. Ten.:** Rushed five times for 14 yards and posted four receptions for 44 yards and one TD...Recorded a 27-yard TD reception from QB Matt McGloin late in the fourth quarter to give the Raiders the lead...**(11/28) at Dal.:** Caught two passes for five yards...**(12/8) at NYJ:** Made his first start of the season at running back...Registered his best game of the season, totaling 161 yards (123 rushing and 38 receiving)...Posted a 63-yard TD run on the second play of the second half...The 63-yarder was also the longest rush of his career...**(12/15) vs. KC:** Hauled in two passes for 52 yards, including a season-long 45-yarder in the first quarter...Ran once for 22 yards and completed the first pass of his career, a 22-yarder on a fake punt to CB Chimdi Chekwa, giving the Raiders a first down...**(12/22) at SD:** Started at fullback and recorded four catches for 26 yards...**(12/29) vs. Den.:** Started at fullback and made one reception for 11 yards.

2012: Played in all 16 games, with 14 starts, 10 at fullback and four at running back after high ankle sprains sidelined both RBs McFadden and Mike Goodson for the same four games in the middle of the year...A second-team All-Pro (ProFootballFocus.com, CBS) and was named to his first Pro Bowl...Averaged 4.6 yards per carry (59 attempts, 271 yards), and finished second on the team with 52 catches...Added 496 receiving yards (9.5 avg.) and one TD reception...Led the NFL in yards per catch amongst running backs...Also returned one kickoff for 36 yards...**(9/10) vs. SD:** Started at fullback and posted a 15-yard reception...**(9/23) vs. Pit.:** As an upback, returned the opening kickoff 36 yards, a career long...**(9/30) at Den.:** Led team with five receptions, including a 31-yard pass in the first quarter...**(11/4) vs. TB:** With both McFadden and Goodson out with injuries, established career highs with eight receptions and 95 receiving yards, including a 13-yard TD...**(11/11) at Bal.:** Due to injuries, made his first NFL start at running back...Posted 13 carries, for 48 yards (3.7 avg.), and led the team with seven catches...**(11/18) vs. NO:** Started at running back and recorded single-game career bests with 19 carries and 103 rushing yards...Added 90 receiving yards...Totaled 193 yards from scrimmage...**(11/25) at Cin.:** Made his third straight start at running back, averaging 4.9 yards on 15 attempts...**(12/2) vs. Cle.:** Averaged 5.1 yards on seven carries, including a 12-yard burst early in game...**(12/16) vs. KC:** Helped pave the way for 203 rushing yards in 15-0 win.

2011: Saw action in 12 games with six starts in second full pro season...Named a Pro Bowl alternate...Ranked fifth on team with 27 receptions, for 301 yards with two TDs...Also rushed 17 times for 112 yards...Missed four games due to ankle injury...**(9/12) at Den.:** Hauled in three passes for 23 yards, including a 3-yard TD from QB Jason Campbell...**(11/6) vs. Den.:** Returned to



action after missing four games with an ankle injury and caught three passes for a season-high 51 yards, including a 40-yard TD from QB Carson Palmer...**(11/20) at Min.:** Rushed six times for a career-high 45 yards...**(11/27) vs. Chi.:** In 25-20 win, established a then-career high with team-leading five receptions, for 92 yards...Took a short pass from Palmer and scampered 47 yards to set up a FG in the second quarter...Added 11- and 29-yard receptions on the third quarter's opening drive that culminated in a FG...**(12/4) at Mia.:** Hauled in a 38-yard pass on a fourth-quarter TD drive.

2010: Played in 16 games with 10 starts...Tied for fifth on team with 25 receptions, for 333 yards (13.3 avg.) and three TDs...Rushed 30 times for 122 yards (4.1 avg.) with one TD...Posted the Raiders' longest 2010 reception, a 73-yard TD in Game 14...**(9/12) at Ten.:** Made first career start, opening season in backfield at fullback...**(9/19) vs. StL.:** Registered initial three carries of career, for 9 yards...Added two receptions for 21 yards, including a 19-yard catch...**(10/3) vs. Hou.:** Scored first career TD, a 13-yard reception from QB Bruce Gradkowski, the first TD by a Raiders fullback since Justin Griffith caught a 2-yard TD in 2008...**(10/24) at Den.:** Set then-career highs in carries (seven) and rushing yards (39), with one TD...Scored first career rushing TD, with 1-yard run in third quarter...Set up a third-quarter score with a 19-yard reception...**(10/31) vs. Sea.:** Established a career high with 90 receiving yards, on three catches...Scored on a 30-yard pass from Campbell in second quarter...Added a 51-yard catch-and-run in the quarter...Also had a then-career-long 31-yard run in fourth quarter to set up a Raiders TD...**(12/12) at Jac.:** Set a then-career high with four receptions, for 48 yards...**(12/19) vs. Den.:** In final quarter, caught career-long 73-yard TD, fifth longest by an offensive back in Raiders history.

2009: Saw first action as a pro after spending majority of season on practice squad...Signed to active roster on Dec. 25...Caught two passes for 20 yards in two games...Also returned three kickoffs for 58 yards...**(12/27) at Cle.:** Made NFL debut, at fullback and on special teams...Had first career reception, a 9-yard gain in the fourth quarter from Gradkowski...Returned two kickoffs for 46 yards...**(1/3/10) vs. Bal.:** Registered one reception for 11 yards...Returned one kickoff for 12 yards.

2008: Originally signed with the Miami Dolphins as an undrafted free agent...After being released from Miami, participated in Raiders' rookie mini-camp...Waived at the end of preseason, spent majority of regular season on Raiders' practice squad...Signed to active roster on Dec. 26...**(12/28) at TB:** Inactive for season finale.

COLLEGE: Played two years as a wide receiver at Washington after transferring from El Camino Community College in Torrance, Calif. ...Had 48 career receptions for 980 yards and nine TDs...Started all 13 games as a senior and earned team award for most improved offensive player...Set Washington record in 2007 for longest play from scrimmage with a 98-yard TD reception, against Arizona...Finished season with 39 receptions for 761 yards and eight TDs...Played in 11-of-12 games as a junior...Totaled nine receptions for 219 yards and one TD...At El Camino Community College, led Warriors to 11-1 record and berth in California state semifinals...Ranked No. 2 receiver and No. 24 nationally by Rivals.com...In first collegiate season, at Chaffey Junior College in Rancho Cucamonga, Calif., recorded 25 receptions for 600 yards and seven TDs...Majored in American ethnic studies.



PERSONAL: Attended Hesperia (Calif.) High School...First-team all-league performer in football, basketball and track...Had 41 receptions for 989 yards and 11 TDs in his senior season...Worked with the Marcel Reece Foundation Youth Football Camp of Hesperia, Calif. ...During December 2011, he volunteered his time with Toys For Tots at the Raider Image of Southland Mall in Hayward, Calif. ...Volunteered with the Alameda County Food Bank in November of 2011...Lended a hand at youth football's Football 101 in July 2012...Volunteered at the NFL's Play 60 "Super School" event in November 2012...Participated in the nonprofit NFL Live United "Tweet Up" in May 2013.

ADDITIONAL STATISTICS: Miscellaneous tackles – 1 in 2010; 2 in 2012, 1 in 2013; NFL totals: 4. PASSING: Attempts – 1 in 2013. Completions – 1 in 2013. Yards – 22 in 2013. Kickoff Returns – 3 in 2009, 1 in 2010, 1 in 2012; NFL totals: 5. Kickoff return yards – 58 in 2009, 7 in 2010, 36 in 2012; NFL totals: 101.

SINGLE-GAME HIGHS: RUSHING: Attempts – 19, two times; last: at NYJ, 12/8/13. Yards – 123, at NYJ, 12/8/13. Long – 63t, at NYJ, 12/8/13. Touchdowns – 1, three times; last: at NYJ, 12/8/13. RECEIVING: Receptions – 8, vs. TB, 11/4/12. Yards – 95, vs. TB, 11/4/12. Long – 73t, vs. Den., 12/19/10. Touchdowns – 1, eight times; last: vs. Ten., 11/24/13.



MARCEL REECE'S CAREER STATISTICS

Year	Team	GP	GS	RUSHING				TD	RECEIVING				TD	TOTAL OFFENSE
				Att.	Yds	Avg.	Lg		Rec.	Yds	Avg.	Lg		
2009	Oakland	2	0	0	0	-	-	0	2	20	10.0	11	0	20
2010	Oakland	16	10	30	122	4.1	31	1	25	333	13.3	73t	3	455
2011	Oakland	12	6	17	112	6.6	26	0	27	301	11.1	47	2	413
2012	Oakland	16	14	59	271	4.6	17	0	52	496	9.5	56	1	767
2013	Oakland	16	15	46	218	4.7	63t	2	32	331	10.3	45	2	549
Totals		62	45	152	723	4.8	63t	3	138	1,481	10.7	73t	8	2,204

MARCEL REECE GAME-BY-GAME

2013, OAKLAND

Date	Opp.	GP	GS	RUSHING				TD	RECEIVING				TD	TOTAL OFFENSE
				Att.	Yds	Avg.	Lg		Rec.	Yds	Avg.	Lg		
9/8	at Ind-L	1	1	0	0	-	-	0	1	9	9.0	9	0	9
9/15	Jac-W	1	1	2	15	7.5	30	1	0	0	-	-	0	15
9/23	at Den-L	1	1	0	0	-	-	0	4	45	11.3	19	1	45
9/29	Was-L	1	1	0	0	-	-	0	1	-2	-2.0	-2	0	-2
10/6	SD-W	1	1	7	32	4.6	14	0	3	25	8.3	9	0	57
10/13	at KC-L	1	1	0	0	-	-	0	1	9	9.0	9	0	9
10/27	Pit-W	1	1	3	10	3.3	19	0	0	0	-	-	0	10
11/3	Phi-L	1	1	1	0	0.0	5	0	2	22	11.0	16	0	22
11/10	at NYG-L	1	0	0	0	-	-	0	3	30	10.0	16	0	30
11/17	at Hou-W	1	1	4	6	1.5	2	0	2	17	8.5	20	0	23
11/24	Ten-L	1	1	5	14	2.8	5	0	4	44	11.0	27t	1	58
11/28	at Dal-L	1	1	0	0	-	-	0	2	5	2.5	5	0	5
12/8	at NYJ-L	1	1	19	123	6.5	63t	1	2	38	19.0	26	0	161
12/15	KC-L	1	1	5	18	3.6	8	0	2	52	26.0	45	0	70
12/22	at SD-L	1	1	0	0	-	-	0	4	26	6.5	14	0	26
12/29	Den-L	1	1	0	0	-	-	0	1	11	11.0	11	0	11
Totals		16	15	46	218	4.7	63t	2	32	331	10.3	45	2	549

2012, OAKLAND

Date	Opp.	GP	GS	RUSHING				TD	RECEIVING				TD	TOTAL OFFENSE
				Att.	Yds	Avg.	Lg		Rec.	Yds	Avg.	Lg		
9/10	SD-L	1	1	1	0	0.0	8	0	2	20	10.0	15	0	20
9/16	at Mia-L	1	0	0	0	-	-	0	2	17	8.5	14	0	17
9/23	Pit-W	1	1	0	0	-	-	0	4	27	6.8	10	0	27
9/30	at Den-L	1	1	0	0	-	-	0	5	54	10.8	31	0	54
10/14	at Atl-L	1	1	0	0	-	-	0	1	1	1.0	1	0	1
10/21	Jac-W	1	0	0	0	-	-	0	4	58	14.5	35	0	58
10/28	at KC-W	1	1	0	0	-	-	0	0	0	-	-	0	0
11/4	TB-L	1	1	0	0	-	-	0	8	95	11.9	26	1	95
11/11	at Bal-L	1	1	13	48	3.7	9	0	7	56	8.0	24	0	104
11/18	NO-L	1	1	19	103	5.4	17	0	4	90	22.5	56	0	193
11/25	at Cin-L	1	1	15	74	4.9	15	0	4	29	7.25	11	0	103
12/2	Cle-L	1	1	7	36	5.1	12	0	5	20	4.0	11	0	56
12/6	Den-L	1	1	4	10	2.5	5	0	1	5	5.0	5	0	15
12/16	KC-W	1	1	0	0	-	-	0	1	6	6.0	6	0	6
12/23	at Car-L	1	1	0	0	-	-	0	4	18	4.5	19	0	18
12/30	at SD-L	1	1	0	0	-	-	0	0	0	-	-	0	0
Totals		16	14	59	271	4.6	17	0	52	496	9.5	56	1	767



MARCEL REECE GAME-BY-GAME

2011, OAKLAND


Date	Opp.	GP	GS	Att.	RUSHING				TD	Rec.	RECEIVING				TOTAL OFFENSE
					Yds	Avg.	Lg	TD			Yds	Avg.	Lg	TD	
9/12	at Den-W	1	1	1	11	11.0	11	0		3	23	7.7	16	1	34
9/18	at Buf-L	1	1	1	4	4.0	4	0		3	20	6.7	12	0	24
9/25	NYJ-W	1	0	0	0	-	-	0		0	0	-	-	0	0
10/2	NE-L														
10/9	at Hou-W														
10/16	Cle-W														
10/23	KC-L														
11/6	Den-L	1	0	0	0	-	-	0		3	51	17.0	40	1	51
11/10	at SD-W	1	1	1	3	3.0	3	0		0	0	-	-	0	3
11/20	at Min-W	1	0	6	45	7.5	20	0		2	16	8.0	12	0	61
11/27	Chi-W	1	1	2	0	0.0	3	0		5	92	18.4	47	0	92
12/4	at Mia-W	1	1	1	10	10.0	10	0		1	38	38.0	38	0	48
12/11	at GB-L	1	0	2	12	6.0	9	0		4	7	1.8	12	0	19
12/18	Det-L	1	0	1	26	26.0	26	0		3	16	5.3	18	0	42
12/24	at KC-W	1	1	2	1	0.5	1	0		1	10	10.0	10	0	11
1/1/12	SD-L	1	0	0	0	-	-	0		2	28	14.0	22	0	28
Totals		12	6	17	112	6.6	26	0		27	301	11.1	47	2	413

2010, OAKLAND

Date	Opp.	GP	GS	Att.	RUSHING				TD	Rec.	RECEIVING				TOTAL OFFENSE
					Yds	Avg.	Lg	TD			Yds	Avg.	Lg	TD	
9/12	at Ten-L	1	1	0	0	-	-	0		0	0	-	-	0	0
9/19	StL-W	1	1	3	9	3.0	5	0		2	21	10.5	19	0	30
9/26	at Ari-L	1	1	1	2	2.0	2	0		2	2	1.0	6	0	4
10/3	Hou-L	1	1	2	7	3.5	6	0		1	13	13.0	13t	1	20
10/10	SD-W	1	1	0	0	-	-	0		2	7	3.5	4	0	7
10/17	at SF-L	1	1	1	2	2.0	2	0		0	0	-	-	0	2
10/24	at Den-W	1	1	7	39	5.6	14	1		1	19	19.0	19	0	58
10/31	Sea-W	1	1	2	32	16.0	31	0		3	90	30.0	51	1	122
11/7	KC-W	1	1	1	4	4.0	4	0		2	8	4.0	7	0	12
11/21	at Pit-L	1	1	1	2	2.0	2	0		0	0	-	-	0	2
11/28	Mia-L	1	1	1	-2	-2.0	-2	0		1	2	2.0	2	0	0
12/5	at SD-W	1	0	1	5	5.0	5	0		3	42	14.0	22	0	47
12/12	at Jac-L	1	0	2	3	1.5	2	0		4	48	12.0	13	0	51
12/19	Den-W	1	0	3	9	3.0	4	0		2	79	39.5	73t	1	88
12/26	Ind-L	1	1	3	6	2.0	4	0		2	2	1.0	2	0	8
1/2/11	at KC-W	1	1	2	4	2.0	3	0		0	0	-	-	0	4
Totals		16	13	30	122	4.1	31	1		25	333	13.3	73t	3	455

2009, OAKLAND

Date	Opp.	GP	GS	Att.	RUSHING				TD	Rec.	RECEIVING				TOTAL OFFENSE
					Yds	Avg.	Lg	TD			Yds	Avg.	Lg	TD	
9/14	SD-L														
9/20	at KC-W														
9/27	Den-L														
10/4	at Hou-L														
10/11	at NYG-L														
10/18	Phi-W														
10/25	NYJ-L														
11/1	at SD-L														
11/15	KC-L														
11/22	Cin-W														
11/26	at Dal-L														
12/6	at Pit-W														
12/13	Was-L														
12/20	at Den-W														
12/27	at Cle-L	1	0	0	0	-	-	0		1	9	9.0	9	0	9
1/3/10	Bal-L	1	0	0	0	-	-	0		1	11	11.0	11	0	11
Totals		2	0	0	0	-	-	0		2	20	10.0	11	0	20



Mychal RIVERA

81

TIGHT END | 6-3 | 245 | TENNESSEE

ACQUIRED: D6c-'13 | NFL EXP.: 2 | RAIDERS EXP.: 2

HOMETOWN: VALENCIA, CALIF.

BORN: 9/8/90

Selected by Oakland Raiders in the sixth round (184th overall) of the 2013 NFL Draft, April 27, 2013.

2013: Saw action in 16 games at tight end, starting three...

Totaled 38 receptions for 407 yards and four TDs...Hauled in his first career TD reception in Week 4 vs. Washington...(9/8) at Ind.: Made his NFL debut and caught two passes for 26 yards...(9/15)

vs. Jac.: Hauled in three passes for 32 yards in the victory...(9/23)

at Den.: Caught two passes for 21 yards, including a 20-yard reception on the team's second scoring drive...(9/29) vs. Was.:

Totaled two catches for 44 yards and a first-quarter TD that put the Raiders up 14-0...Recorded his first NFL TD when he hauled in an 18-yard TD pass from QB Matt Flynn...(10/6) vs. SD: Made his first NFL start at tight end, hauling in one catch for five yards...

(10/13) at KC: Recorded two catches for 10 yards...(11/3) vs. Phi.: Led the tight ends with four receptions for 36 yards...(11/10)

at NYG: Started at tight end and hauled in two receptions for 22 yards...(11/17) at Hou.: Hauled in five receptions for 54 yards

and a TD...Posted a 26-yard TD reception in the third quarter to give Oakland the lead for good...(11/28) at Dal.: Started at tight

end and hauled in two catches for 30 yards, including a key 22-yarder on a third down to set up a TD in the second quarter...

(12/8) at NYJ: Hauled in five catches for 21 yards, including a 1-yard TD on fourth down late in the fourth quarter...(12/15) vs. KC:

Registered three catches for 30 yards, including a 14-yard TD in

the third quarter...(12/22) at SD: Hauled in two receptions for

43 yards...His 37-yard catch set up the Raiders' second-quarter

TD drive...(12/29) vs. Den.: Posted two catches for 23 yards.

COLLEGE: Played three years at Tennessee after transferring

from the College of the Canyons in Santa Clarita, Calif. ...Originally

attended Oregon...Played in 37 games with 35 starts at

Tennessee, totaling 76 receptions for 1,018 yards and six TDs...

Became the second tight end in program history to finish his

career with over 1,000 receiving yards, ranking second behind

Reggie Harper (1,141)...As a senior, ranked third on team with

36 catches for 562 yards and five TDs...Named first-team All-

SEC by the conference coaches...Named to the watch list for

the John Mackey Award, presented annually to the nation's

top tight end...Set school record with 562 receiving yards,

snapping the previous mark of 493 yards set by Jason Witten in

2002...Hauled in a career-long 62-yard reception at Georgia...

Recorded career highs with 10 catches for 129 yards and a 21-

yard TD reception vs. Missouri...Started 12 games as a junior,

recording 29 catches for 344 yards and one TD...Ranked second

on the team in receptions and yards...Had six catches for 54

yards vs. Cincinnati...Made five catches for 71 yards and scored

first career TD on an 18-yard reception at Florida...Totaled 85

yards on five receptions vs. Georgia...Started 13 games in first

season at Tennessee...Recorded 11 receptions for 112 yards...

Totaled three receptions for 29 yards at Memphis...Caught 32

passes for 316 yards and three TDs in 11 games at College of

the Canyons...Ranked second on team in receiving...Majored in

communication studies.

AT A GLANCE

- Led all Raiders rookies in 2013 with 38 receptions for 407 yards and four TDs.
- His 38 receptions and 407 yards were both second on the team.
- Became second tight end in Tennessee history to eclipse 1,000 career receiving yards.
- Totaled 562 receiving yards as a senior, setting a school record for tight ends.





PERSONAL: Attended Birmingham High School in Van Nuys, Calif. ...Ranked as the No. 39 tight end and No. 94 overall prospect in California as a senior by Rivals.com...Rated the No. 76 overall prospect by Scout.com...Totaled 21 receptions for 210 yards with three TDs as a senior...Helped team win league title with a 13-1 record, as well as a fourth-place state ranking.

ADDITIONAL STATISTICS: Special teams tackles – 2 in 2013. Special teams fumble recoveries – 1 in 2013. Miscellaneous tackles – 1 in 2013. Kickoff returns – 1 in 2013. Kickoff return yards – 3 in 2013.

SINGLE-GAME HIGHS: RECEIVING: Receptions – 5, two times; last: at NYJ, 12/8/13. Yards – 54, at Hou., 11/17/13. Long – 37, at SD, 12/22/13. Touchdowns – 1, four times; last: vs. KC, 12/15/13.


MYCHAL RIVERA'S CAREER STATISTICS

Year	Team	GP	GS	RECEIVING					RUSHING				
				Rec.	Yds	Avg.	Lg	TD	Att.	Yds	Avg.	Lg	TD
2013	Oakland	16	3	38	407	10.7	37	4	0	0	-	-	0
Totals		16	3	38	407	10.7	37	4	0	0	-	-	0

MYCHAL RIVERA GAME-BY-GAME

2013, OAKLAND

Date	Opp.	GP	GS	RECEIVING					TD
				Rec.	Yds	Avg.	Lg	TD	
9/8	at Ind-L	1	0	2	26	13.0	19	0	
9/15	Jac-W	1	0	3	32	10.7	11	0	
9/23	at Den-L	1	0	2	21	10.5	20	0	
9/29	Was-L	1	0	2	44	22.0	26	1	
10/6	SD-W	1	1	1	5	5.0	5	0	
10/13	at KC-L	1	0	2	10	5.0	6	0	
10/27	Pit-W	1	0	0	0	-	-	0	
11/3	Phi-L	1	0	4	36	9.0	12	0	
11/10	at NYG-L	1	1	2	22	11.0	16	0	
11/17	at Hou-W	1	0	5	54	10.8	26t	1	
11/24	Ten-L	1	0	1	10	10.0	10	0	
11/28	at Dal-L	1	1	2	30	15.0	22	0	
12/8	at NYJ-L	1	0	5	21	4.2	11	1	
12/15	KC-L	1	0	3	30	10.0	14t	1	
12/22	at SD-L	1	0	2	43	21.5	37	0	
12/29	Den-L	1	0	2	23	11.5	17	0	
Totals		16	3	38	407	10.7	37	4	



Nick ROACH

53

LINEBACKER | 6-1 | 235 | NORTHWESTERN

ACQUIRED: UFA-'13 (Chi.) | NFL EXP.: 8 | RAIDERS EXP.: 2

HOMETOWN: MILWAUKEE, WISC.

BORN: 6/16/85

Signed by San Diego Chargers as an undrafted free agent, May 5, 2007...Waived by Chargers, Sept. 1, 2007...Re-signed by Chargers to practice squad, Sept. 4, 2007...Signed by Chicago Bears to active roster, Nov. 21, 2007...Re-signed by Bears, March 16, 2009...Re-signed by Bears as a restricted free agent, April 19, 2010...Re-signed by Bears as a free agent, July 29, 2011...Signed by Oakland Raiders as an unrestricted free agent, March, 13, 2013.

CAREER: Versatile, experienced linebacker enters his second season with the Raiders...Started all 16 games in 2013, playing every defensive snap and leading the team in tackles...Was named to the USA Today's All-Joe Team in 2013, honoring unsung players that have never made a Pro Bowl for their performance...Has appeared in 96 games with 75 starts over his seven-year career...Has played in at least 14 games in six-of-seven NFL seasons...Played in all 16 games in each of past three seasons, totaling 45 starts...Career totals include 430 tackles (231 solo), nine sacks, 10 forced fumbles, three fumble recoveries, one INT and 13 passes defended.

2013: Moved into starting role immediately in first season with Oakland, his first full season as a middle linebacker...Started all 16 games and played every defensive snap...Set a career high with a team-leading 152 tackles (92 solo) and led all NFL middle linebackers with 5.5 sacks...Added first career INT and a career-high five forced fumbles...Was named to USA Today's All-Joe Team, honoring the league's unsung players who have never been named to a Pro Bowl...**(9/8) at Ind.:** Started first game with Raiders at middle linebacker...Led team with nine tackles (five solo), including one tackle for loss...**(9/23) at Den.:** Started at middle linebacker and posted 11 tackles (seven)...**(9/29) vs. Was.:** Recorded a forced fumble, stripping the ball from Logan Paulsen following a 33-yard reception to give the Raiders possession...Added eight tackles (three)...**(10/6) vs. SD:** Played every snap on defense, posting a career-high 16 tackles (eight)...Stripped the ball from Danny Woodhead in the third quarter, resulting in a fumble that was returned for a TD by S Charles Woodson...**(10/13) at KC:** Notched first sack of the season in the first quarter, sacking Alex Smith for a 10-yard loss...Added eight tackles (seven)...**(10/27) vs. Pit.:** Led team with 11 tackles (seven)...Credited with a pass defended on a batted ball...**(11/3) vs. Phi.:** Posted six tackles (four), including second sack of the season...Got to Nick Foles for a 1-yard loss in the second quarter...**(11/10) at NYG:** Tied for the team lead with 10 tackles (five)...**(11/17) at Hou.:** Recorded first career INT, picking off a pass from Case Keenum in the first quarter to set up a Raiders TD...Credited with eight tackles (three)...**(11/24) vs. Ten.:** Recorded 1.5 sacks...Shared a sack with LB Kevin Burnett, getting to Ryan Fitzpatrick for a 7-yard loss in the first quarter...Added a sack of Fitzpatrick in the second quarter, forcing a fumble and knocking the ball out of bounds...Totaled 11 tackles (six)...**(11/28) at Dal.:** Posted two sacks, marking his second straight game with multiple sacks...Got to Tony Romo for a 10-yard loss in the first quarter...Sacked Romo again for a 7-yard loss in the fourth quarter...Credited with a team-high 15 tackles (11), just one shy of his career best...**(12/8) at NYJ:** Stripped Chris Ivory, forcing a fourth-quarter fumble...Racked up a team-high 10 tackles (nine)...Also credited with one pass defended...**(12/15) vs. KC:** Tied for the team lead with six tackles (five).

2012 (with Chi.): Played in 16 games with 14 starts, making 10 starts at strong-side linebacker and starting the final four games of the season at middle linebacker...Totaled a then-career-high 84 tackles (37 solo), 1.5 sacks, five tackles for loss, one forced fumble and one fumble recovery...**(9/9) vs. Ind.:** Started second straight season opener...Totaled three tackles (one) including one tackle for loss in a 41-21 win...**(9/23) vs. StL.:** Recorded first sack since 2009, getting to Sam Bradford on a first-down play in the third quarter...**(11/19) at SF:** Shared a sack of Kendall Hunter with LB Lance Briggs, making the play as the running back was attempting a pass in the second quarter...**(11/25) vs. Min.:** Led team with seven tackles (five)...**(12/9) at Min.:** Made first career start at middle linebacker in place of an injured LB Brian Urlacher...Racked up 10 tackles (three)...**(12/16) vs. GB:** Recovered a third-quarter fumble by Ryan Grant, setting up a FG drive...**(12/23) at Ari.:** Set a career high with 14 tackles, eclipsing his previous career best of 12...Posted a tackle of William Powell for a 3-yard loss in the fourth quarter...**(12/30) at Det.:** Paced team with nine tackles (six)...Stopped Mikel Leshoure for no gain on the game's first play from scrimmage...Credited with a second-quarter pass defended on a third-down toss intended for Calvin Johnson, forcing a Lions punt.

AT A GLANCE

- Has played in 96 games with 75 starts in seven NFL seasons with Oakland and Chicago.
- Started all 16 games in his first season with the Raiders in 2013, playing every defensive snap.
- Led the Raiders in tackles (152) and led linebacking corps in sacks (5.5) in 2013.
- Named to USA Today's 2013 All-Joe Team.
- Has started 45 games over the past three seasons, and has played in at least 14 games in six of his seven pro seasons.
- Entered NFL as an undrafted free agent with San Diego but was signed by the Bears from the Chargers' practice squad in 2007.



2011 (with Chi.): Matched a career high with 16 games played and 15 starts at strong-side linebacker...Credited with 61 tackles (26 solo), six tackles for loss and four passes defended...(9/18) at NO: Totaled a season-high five tackles (four) and one pass defended...Stopped Mark Ingram for a 4-yard loss on a second-and-1 play in the second quarter, helping to force a New Orleans FG attempt...(10/23) at TB: Totaled two solo tackles, including one tackle for loss...Also credited with two quarterback pressures and one pass defended...Stopped Earnest Graham on a screen pass for a 2-yard loss in the first quarter.


2010 (with Chi.): Played in 15 games with six starts...Also played in two postseason contests...Started six of the final seven regular season games...Credited with 11 tackles (four solo), one pass defended and one forced fumble...(11/18) at Mia.: Made first start of the season at strong-side linebacker...Stopped Ricky Williams for no gain on a first-quarter play...(12/12) vs. NE: Recorded three tackles (two)...Credited with a pass defended...Postseason: (1/16/11) vs. Sea.: Made postseason debut and recorded two special teams tackles in NFC Divisional Playoff game...Made a solo stop of dangerous returner Leon Washington on game's opening kickoff...Also stopped Washington on a first-quarter punt...(1/23/11) vs. GB: Assisted on a tackle in punt coverage in NFC Championship Game...Play helped force a fumble that was recovered by Green Bay.

2009 (with Chi.): Saw action in all 16 games for the first time in his career, making 15 starts...Started 12 games at strong-side linebacker and three contests at middle linebacker...Tied for the team lead with a career-high 10 tackles for loss...Recorded a career-high 82 tackles (47 solo), two sacks, four passes defended, three forced fumbles and one fumble recovery...Added nine tackles on special teams...(10/4) vs. Det.: Started at middle linebacker, totaling seven tackles (six) and recording first career sack...Also credited with one pass defended...Stopped Kevin Smith for a 1-yard loss in the first quarter...Sacked Matthew Stafford on a second-and-9 play in the third quarter, helping force a Detroit punt...(10/25) at Cin.: Established a career high with 12 tackles (seven)...Assisted on a stop of Cedric Benson for no gain on a fourth-and-4 play in the fourth quarter...(11/1) vs. Cle.: Set a career high with two forced fumbles in the fourth quarter...Forced a fumble on a direct-snap play to Josh Cribbs...On the very next defensive series, forced a fumble on a completion to Muhamed Massaquoi that was recovered by teammate Cedric Tillman...(12/20) at Bal.: Sacked Joe Flacco in the third quarter, forcing a fumble that was recovered by the Ravens...(12/28) vs. Min.: In overtime, pounced on a fumble by Adrian Peterson that immediately set up Jay Cutler's game-winning, 39-yard TD pass to Devin Aromashodu on Monday Night Football.

2008 (with Chi.): Played in 14 games with nine starts in first full NFL season...Started final nine games of the season at SLB...Credited with 40 tackles (24 solo), two tackles for loss and two passes defended...Added seven special teams tackles...Inactive for two games...(11/2) vs. Det.: Made first career start at strong-side linebacker...Totaled five tackles (four)...(12/7) vs. Jac.: Recorded first career pass defended...(12/28) at Hou.: Posted a then-career-high eight tackles (seven).

2007 (with SD and Chi.): Played in three games after being signed by Bears from San Diego's practice squad on Nov. 21...Inactive for three games...Totaled five special teams tackles...(12/17) at Min.: Made NFL debut on Monday Night Football, posting two tackles on special teams.

COLLEGE: Played four years at Northwestern, starting 32 career games...Finished his career with 241 tackles, nine sacks, 16 tackles for loss and two INTs...Named Academic All-Big Ten and team co-MVP as a senior despite having his season cut short due to a broken leg...Led the Wildcats with 62 tackles despite playing just eight games as a senior...Named a third-team preseason All-Big Ten selection by Athlon and Phil Steele Publications...Northwestern's second-leading tackler with 77 stops as a junior...Returned an INT 35 yards for a TD against UCLA in the Sun Bowl...Earned WGN Defensive Newcomer of the Year Award as a sophomore after finishing second on the team with 7.5 tackles for loss...Played in all 13 games as a freshman...Majored in art theory and practice with a minor in business institutions.



PERSONAL: Attended Milwaukee (Wisc.) Lutheran High School, lettering in football, basketball and track...Named SuperPrep All-Midwest region and PrepStar/Rivals All-Midwest region...A first-team all-state, two-time first-team all-conference and Associated Press all-state honorable mention selection...Uncle, John Rhodes, played basketball at Ohio University and is the head coach at Ohio Northern University...Aunt, Jennifer Rhodes, played basketball at Wisconsin...Spent two weeks traveling overseas to visit naval bases throughout the Middle East and Africa...Participated in various community events in his first season with Oakland, including volunteering at the Alameda County Community Food Bank in May and participating in the Raiders Toys for Tots in December.



ADDITIONAL STATISTICS: Special teams tackles: 5 in 2007, 7 in 2008, 9 in 2009, 6 in 2010, 2 in 2011, 1 in 2012; NFL total: 30.

SINGLE-GAME HIGHS: TACKLES: Total – 16, vs. SD, 10/6/13. Solo – 11, at Dal., 11/28/13. Sacks – 2, at Dal., 11/28/13. Forced fumbles – 2, vs. Cle., 11/1/09. Fumble recoveries – 1, three times; last: vs. GB, 12/16/12. Interceptions – 1, at Hou., 11/17/13. Passes defended – 2, two times; last: vs. Det., 11/13/11.

NICK ROACH'S CAREER STATISTICS

Year	Team	GP	GS	TACKLES					Yds	INTERCEPTIONS					FUMBLES		
				Tot.	Solo	Asst.	Sacks			No.	Yds	Lg	TD	PD	FF	FR	Yds
2007	Chicago	3	0	0	0	0	0.0	0.0	0.0	0	0	-	0	0	0	0	0
2008	Chicago	14	9	40	25	15	0.0	0.0	0.0	0	0	-	0	1	0	1	0
2009	Chicago	16	15	82	47	35	2.0	21.0	0.0	0	0	-	0	4	3	1	0
2010	Chicago	15	6	11	4	7	0.0	0.0	0.0	0	0	-	0	1	1	0	0
2011	Chicago	16	15	61	26	35	0.0	0.0	0.0	0	0	-	0	3	0	0	0
2012	Chicago	16	14	84	37	47	1.5	11.0	0.0	0	0	-	0	1	1	1	0
2013	Oakland	16	16	152	92	60	5.5	32.5	0.0	1	0	0	0	3	5	0	0
Totals		96	75	430	231	199	9.0	64.5		1	0	0	0	13	10	3	0
Year	Team	GP	GS	TACKLES					Yds	INTERCEPTIONS					FUMBLES		
				Tot.	Solo	Asst.	Sacks			No.	Yds	Lg	TD	PD	FF	FR	Yds
2010	Chicago	2	0	0	0	0	0.0	0.0	0.0	0	0	-	0	0	0	0	0
Totals		2	0	0	0	0	0.0	0.0		0	0	-	0	0	0	0	0

NICK ROACH GAME-BY-GAME

2013, OAKLAND

Date	Opp.	GP	GS	TACKLES					Yds	INTERCEPTIONS					FUMBLES		
				Tot.	Solo	Asst.	Sacks			No.	Yds	Lg	TD	PD	FF	FR	Yds
9/8	at Ind-L	1	1	9	5	4	0.0	0.0	0.0	0	0	-	0	0	0	0	0
9/15	Jac-W	1	1	5	2	3	0.0	0.0	0.0	0	0	-	0	0	0	0	0
9/23	at Den-L	1	1	11	7	4	0.0	0.0	0.0	0	0	-	0	0	0	0	0
9/29	Was-L	1	1	8	3	5	0.0	0.0	0.0	0	0	-	0	0	1	0	0
10/6	SD-W	1	1	16	8	8	0.0	0.0	0.0	0	0	-	0	0	1	0	0
10/13	at KC-L	1	1	8	7	1	1.0	10.0	0.0	0	0	-	0	0	0	0	0
10/27	Pit-W	1	1	11	7	4	0.0	0.0	0.0	0	0	-	0	1	0	0	0
11/3	Phi-L	1	1	6	4	2	1.0	1.0	0.0	0	0	-	0	0	0	0	0
11/10	at NYG-L	1	1	10	5	5	0.0	0.0	0.0	0	0	-	0	0	0	0	0
11/17	at Hou-W	1	1	8	3	5	0.0	0.0	0.0	1	0	0	0	1	0	0	0
11/24	Ten-L	1	1	11	6	5	1.5	4.5	0.0	0	0	-	0	0	1	0	0
11/28	at Dal-L	1	1	15	11	4	2.0	17.0	0.0	0	0	-	0	0	1	0	0
12/8	at NYJ-L	1	1	10	9	1	0.0	0.0	0.0	0	0	-	0	1	1	0	0
12/15	KC-L	1	1	6	5	1	0.0	0.0	0.0	0	0	-	0	0	0	0	0
12/22	at SD-L	1	1	10	5	5	0.0	0.0	0.0	0	0	-	0	0	0	0	0
12/29	Den-L	1	1	8	5	3	0.0	0.0	0.0	0	0	-	0	0	0	0	0
Totals		16	16	152	92	60	5.5	32.5		1	0	0	0	3	5	0	0

2012, CHICAGO

Date	Opp.	GP	GS	TACKLES					Yds	INTERCEPTIONS					FUMBLES		
				Tot.	Solo	Asst.	Sacks			No.	Yds	Lg	TD	PD	FF	FR	Yds
9/9	Ind-W	1	1	3	1	2	0.0	0.0	0.0	0	0	-	0	0	0	0	0
9/13	at GB-L	1	1	7	1	6	0.0	0.0	0.0	0	0	-	0	0	0	0	0
9/23	StL-W	1	0	3	1	2	1.0	9.0	0.0	0	0	-	0	0	0	0	0
10/1	at Dal-W	1	1	1	1	0	0.0	0.0	0.0	0	0	-	0	0	0	0	0
10/7	at Jac-W	1	0	1	1	0	0.0	0.0	0.0	0	0	-	0	1	0	0	0
10/22	Det-W	1	1	1	0	1	0.0	0.0	0.0	0	0	-	0	0	0	0	0
10/28	Car-W	1	1	5	1	4	0.0	0.0	0.0	0	0	-	0	0	0	0	0
11/4	at Ten-W	1	1	3	2	1	0.0	0.0	0.0	0	0	-	0	0	0	0	0
11/11	Hou-L	1	1	3	2	1	0.0	0.0	0.0	0	0	-	0	0	0	0	0
11/19	at SF-L	1	1	4	2	2	0.5	2.0	0.0	0	0	-	0	0	0	0	0
11/25	Min-W	1	1	7	5	2	0.0	0.0	0.0	0	0	-	0	0	1	0	0
12/2	Sea-L	1	1	5	4	1	0.0	0.0	0.0	0	0	-	0	0	0	0	0
12/9	at Min-L	1	1	10	3	7	0.0	0.0	0.0	0	0	-	0	0	0	0	0
12/16	GB-L	1	1	8	4	4	0.0	0.0	0.0	0	0	-	0	0	0	1	0
12/23	at Ari-W	1	1	14	3	11	0.0	0.0	0.0	0	0	-	0	0	0	0	0
12/30	at Det-W	1	1	9	6	3	0.0	0.0	0.0	0	0	-	0	0	0	0	0
Totals		16	14	84	37	47	1.5	11.0		0	0	-	0	1	1	1	0



NICK ROACH GAME-BY-GAME

2011, CHICAGO

Date	Opp.	TACKLES								INTERCEPTIONS					FUMBLES		
		GP	GS	Tot.	Solo	Asst.	Sacks	Yds	No.	Yds	Lg	TD	PD	FF	FR	Yds	
9/11	Atl-W	1	1	3	1	2	0.0	0.0	0	0	-	0	0	0	0	0	
9/18	at NO-L	1	1	7	3	4	0.0	0.0	0	0	-	0	1	0	0	0	
9/25	GB-L	1	1	4	1	3	0.0	0.0	0	0	-	0	0	0	0	0	
10/2	Car-W	1	1	3	1	2	0.0	0.0	0	0	-	0	0	0	0	0	
10/10	at Det-L	1	0	1	0	1	0.0	0.0	0	0	-	0	0	0	0	0	
10/16	Min-W	1	1	5	3	2	0.0	0.0	0	0	-	0	0	0	0	0	
10/23	at TB-W	1	1	2	1	1	0.0	0.0	0	0	-	0	0	0	0	0	
11/7	at Phi-W	1	1	2	1	1	0.0	0.0	0	0	-	0	0	0	0	0	
11/13	Det-W	1	1	5	4	1	0.0	0.0	0	0	-	0	2	0	0	0	
11/20	SD-W	1	1	0	0	0	0.0	0.0	0	0	-	0	0	0	0	0	
11/27	at Oak-L	1	1	6	3	3	0.0	0.0	0	0	-	0	0	0	0	0	
12/4	KC-L	1	1	6	3	3	0.0	0.0	0	0	-	0	0	0	0	0	
12/11	at Den-L	1	1	4	1	3	0.0	0.0	0	0	-	0	0	0	0	0	
12/18	Sea-L	1	1	5	1	4	0.0	0.0	0	0	-	0	0	0	0	0	
12/25	at GB-L	1	1	3	1	2	0.0	0.0	0	0	-	0	0	0	0	0	
1/1/12	at Min-W	1	1	5	2	3	0.0	0.0	0	0	-	0	0	0	0	0	
Totals		16	15	61	26	35	0.0	0.0	0	0	-	0	3	0	0	0	

2010, CHICAGO

		TACKLES								INTERCEPTIONS					FUMBLES		
Date	Opp.	GP	GS	Tot.	Solo	Asst.	Sacks	Yds	No.	Yds	Lg	TD	PD	FF	FR	Yds	
9/12	Det-W	1	0	0				0.0		0	0	-	0	0	0	0	0
9/19	at Dal-W	(INACTIVE)															
9/27	GB-W	1	0	1	0	1	0.0	0.0	0	0	-	0	0	0	0	0	0
10/3	at NYG-L	1	0	0	0	0	0.0	0.0	0	0	-	0	0	0	0	0	0
10/10	at Car-W	1	0	0	0	0	0.0	0.0	0	0	-	0	0	0	0	0	0
10/17	Sea-L	1	0	0	0	0	0.0	0.0	0	0	-	0	0	0	0	0	0
10/24	Was-L	1	0	0	0	0	0.0	0.0	0	0	-	0	0	0	0	0	0
11/7	at Buf-W	1	0	0	0	0	0.0	0.0	0	0	-	0	0	0	0	0	0
11/14	Min-W	1	0	0	0	0	0.0	0.0	0	0	-	0	0	0	0	0	0
11/18	at Mia-W	1	1	1	0	1	0.0	0.0	0	0	-	0	0	0	0	0	0
11/28	Phi-W	1	0	0	0	0	0.0	0.0	0	0	-	0	0	0	0	0	0
12/5	at Det-W	1	1	1	0	1	0.0	0.0	0	0	-	0	0	0	0	0	0
12/12	NE-L	1	1	4	1	3	0.0	0.0	0	0	-	0	1	0	0	0	0
12/20	at Min-W	1	1	2	1	1	0.0	0.0	0	0	-	0	0	1	0	0	0
12/26	NYJ-W	1	1	2	2	0	0.0	0.0	0	0	-	0	0	0	0	0	0
1/2/11	at GB-L	1	1	0	0	0	0.0	0.0	0	0	-	0	0	0	0	0	0
Totals		15	6	11	4	7	0.0	0.0	0	0	-	0	1	1	0	0	0
1/16/11	Sea-W	1	0	0	0	0	0.0	0.0	0	0	-	0	0	0	0	0	0
1/23/11	GB-L	1	0	0	0	0	0.0	0.0	0	0	-	0	0	0	0	0	0
Postseason totals		2	0	0	0	0	0.0	0.0	0	0	-	0	0	0	0	0	0




NICK ROACH GAME-BY-GAME

2009, CHICAGO

Date	Opp.	TACKLES							INTERCEPTIONS					FUMBLES		
		GP	GS	Tot.	Solo	Asst.	Sacks	Yds	No.	Yds	Lg	TD	PD	FF	FR	Yds
9/13	at GB-L	1	0	1	0	1	0	0.0	0.0	0	0	-	0	0	0	0
9/20	Pit-W	1	1	2	1	1	0.0	0.0	0	0	-	0	0	0	0	0
9/27	at Sea-W	1	1	6	3	3	0.0	0.0	0	0	-	0	2	0	0	0
10/4	Det-W	1	1	10	7	3	1.0	10.0	0	0	-	0	1	0	0	0
10/18	at Atl-L	1	1	10	5	5	0.0	0.0	0	0	-	0	0	0	0	0
10/25	at Cin-L	1	1	12	7	5	0.0	0.0	0	0	-	0	0	0	0	0
11/1	Cle-W	1	1	8	5	3	0.0	0.0	0	0	-	0	0	2	0	0
11/8	Ari-L	1	1	3	2	1	0.0	0.0	0	0	-	0	0	0	0	0
11/12	at SF-L	1	1	5	3	2	0.0	0.0	0	0	-	0	1	0	0	0
11/22	Phi-L	1	1	2	1	1	0.0	0.0	0	0	-	0	0	0	0	0
11/29	at Min-L	1	1	6	3	3	0.0	0.0	0	0	-	0	0	0	0	0
12/6	StL-W	1	1	6	5	1	0.0	0.0	0	0	-	0	0	0	0	0
12/13	GB-L	1	1	2	1	1	0.0	0.0	0	0	-	0	0	0	0	0
12/20	at Bal-L	1	1	1	0	1	1.0	11.0	0	0	-	0	0	1	0	0
12/28	Min-W	1	1	3	1	2	0.0	0.0	0	0	-	0	0	0	1	0
1/3/10	at Det-W	1	1	5	3	2	0.0	0.0	0	0	-	0	0	0	0	0
Totals		16	15	82	47	35	2.0	21.0	0	0	-	0	4	3	1	0

2008, CHICAGO

Date	Opp.	TACKLES								INTERCEPTIONS					FUMBLES		
		GP	GS	Tot.	Solo	Asst.	Sacks	Yds	No.	Yds	Lg	TD	PD	FF	FR	Yds	
9/7	at Ind-W	1	0	0	0	0	0	0.0	0	0	-	0	0	0	0	0	
9/14	at Car-L	1	0	0	0	0	0	0.0	0	0	-	0	0	0	0	0	
9/21	TB-L	1	0	0	0	0	0	0.0	0	0	-	0	0	0	0	0	
9/28	Phi-W	1	0	1	0	1	0	0.0	0	0	-	0	0	0	1	0	
10/5	at Det-W	1	0	1	1	0	0	0.0	0	0	-	0	0	0	0	0	
10/12	at Atl-L	(INACTIVE)															
10/19	Min-W	(INACTIVE)															
11/2	Det-W	1	1	6	3	3	0	0.0	0	0	-	0	0	0	0	0	
11/9	Ten-L	1	1	3	0	3	0	0.0	0	0	-	0	0	0	0	0	
11/16	at GB-L	1	1	3	3	0	0	0.0	0	0	-	0	0	0	0	0	
11/23	at StL-W	1	1	4	4	0	0	0.0	0	0	-	0	0	0	0	0	
11/30	at Min-L	1	1	3	2	1	0	0.0	0	0	-	0	0	0	0	0	
12/7	Jac-W	1	1	3	2	1	0	0.0	0	0	-	0	1	0	0	0	
12/11	NO-W	1	1	6	4	2	0	0.0	0	0	-	0	0	0	0	0	
12/22	GB-W	1	1	2	1	1	0	0.0	0	0	-	0	0	0	0	0	
12/28	at Hou-L	1	1	8	5	3	0	0.0	0	0	-	0	0	0	0	0	
Totals		14	9	40	25	15	0	0.0	0	0	-	0	1	0	1	0	



Ryan ROBINSON

58

DEFENSIVE END | 6-4 | 255 | OKLAHOMA STATE
 ACQUIRED: FA-'13 | NFL EXP.: 2 | RAIDERS EXP.: 2
 HOMETOWN: BUFORD, GA.
 BORN: 12/9/90

Signed by Oakland Raiders as an undrafted free agent, May 13, 2013.

2013: Undrafted rookie played in 11 games, posting two solo tackles...Saw action on defense and special teams...**(9/15) vs. Jac.:** Made NFL debut, seeing reserve action on defensive line...**(9/23) at Den.:** Posted first two career tackles...**(10/13) at KC:** Saw limited action on defense...**(11/24) vs. Ten.:** Played significant snaps on defense...Credited with two tackles on special teams...**(11/28) at Dal.:** Recorded first career pass defended, batting down a Tony Romo attempt on a third-down play to force a first-quarter punt.

AT A GLANCE

- Appeared in 11 games his rookie season in 2013 after making the team as an undrafted free agent.
- Recorded two tackles and one pass defended in 2013.
- Has three uncles who played in the NFL.

COLLEGE: Played two years at Oklahoma State after transferring from Jones County Community College in Ellisville, Miss. ... Started every game at defensive end as a senior...Finished second on team with six passes defended and totaled 32 tackles (24 solo), 2.5 sacks and four quarterback hurries...Set a career high with six tackles against Purdue...Played in 13 games as a junior and totaled 21 tackles...Had 64 tackles and eight sacks as a sophomore at Jones County Community College...An all-conference and all-region selection...Rated the nation's No. 47 junior college prospect by SuperPrep...Majored in physical education.

PERSONAL: Attended Mill Creek High School in Hoschton, Ga. ...An all-county selection as a senior...Recorded 85 tackles, including 14 tackles for loss...Participated in the North-South All-Star Game...Has three uncles that played in the NFL...Uncle, James Robinson, played for the New York Giants...Uncle, Leroy Robinson, Jr., played for the New York Jets...Uncle, Ken Robinson, played for the Washington Redskins.

ADDITIONAL STATISTICS: Special teams tackles – 2 in 2013.

SINGLE-GAME HIGHS: TACKLES: Total – 2, at Den., 9/23/13. Solo – 2, at Den., 9/23/13. Passes defended – 1, at Dal., 11/28/13.


RYAN ROBINSON'S CAREER STATISTICS

Year	Team	GP	GS	TACKLES				Yds	INTERCEPTIONS					FUMBLES		
				Tot.	Solo	Asst.	Sacks		No.	Yds	Lg	TD	PD	FF	FR	Yds
2013	Oakland	12	0	2	2	0	0.0	0.0	0	0	-	0	1	0	0	0
Totals		12	0	2	2	0	0.0	0.0	0	0	-	0	1	0	0	0

RYAN ROBINSON GAME-BY-GAME

2013, OAKLAND

Date	Opp.	GP	GS	TACKLES				Yds	INTERCEPTIONS					FUMBLES		
				Tot.	Solo	Asst.	Sacks		No.	Yds	Lg	TD	PD	FF	FR	Yds
9/8	at Ind-L			(INACTIVE)												
9/15	Jac-W	1	0	0	0	0	0.0	0.0	0	0	-	0	0	0	0	0
9/23	at Den-L	1	0	2	2	0	0.0	0.0	0	0	-	0	0	0	0	0
9/29	Was-L	1	0	0	0	0	0.0	0.0	0	0	-	0	0	0	0	0
10/6	SD-W	1	0	0	0	0	0.0	0.0	0	0	-	0	0	0	0	0
10/13	at KC-L	1	0	0	0	0	0.0	0.0	0	0	-	0	0	0	0	0
10/27	Pit-W			(INACTIVE)												
11/3	Phi-L			(INACTIVE)												
11/10	at NYG-L			(DID NOT PLAY)												
11/17	at Hou-W			(DID NOT PLAY)												
11/24	Ten-L	1	0	0	0	0	0.0	0.0	0	0	-	0	0	0	0	0
11/28	at Dal-L	1	0	0	0	0	0.0	0.0	0	0	-	0	1	0	0	0
12/8	at NYJ-L	1	0	0	0	0	0.0	0.0	0	0	-	0	0	0	0	0
12/15	KC-L	1	0	0	0	0	0.0	0.0	0	0	-	0	0	0	0	0
12/22	at SD-L	1	0	0	0	0	0.0	0.0	0	0	-	0	0	0	0	0
12/29	Den-L	1	0	0	0	0	0.0	0.0	0	0	-	0	0	0	0	0
Totals		11	0	2	2	0	0.0	0.0	0	0	-	0	1	0	0	0



Carlos ROGERS

27

CORNERBACK | 6-0 | 195 | AUBURN

ACQUIRED: FA-'14 | NFL EXP.: 10 | RAIDERS EXP.: 1

HOMETOWN: AUGUSTA, GA.

BORN: 7/2/81

Selected by Washington Redskins in the first round (ninth overall) of the 2005 NFL Draft, April 23, 2005...Re-signed by Redskins as a restricted free agent, July 29, 2010...Signed by San Francisco 49ers as an unrestricted free agent, August 3, 2011...Re-signed by 49ers as a free agent, March 16, 2012...Released by 49ers, March 11, 2014...Signed by Oakland Raiders as a free agent, March 31, 2014.

CAREER: Veteran cornerback enters his first season with the Raiders, joining from the San Francisco 49ers this offseason... Earned his first Pro Bowl bid in 2011, while also garnering second-team Associated Press All-Pro honors that season...Tallied a career-high six INTs in 2011...Started all 48 games for the 49ers from 2011-13...Spent his first six seasons with the Washington Redskins after entering the league as the ninth-overall selection in the 2005 NFL Draft...Career totals include 126 games played with 116 starts, 503 tackles (392 solo) 17 INTs, 109 passes defended, one sack, four forced fumbles and six fumble recoveries... Has added eight games played with seven starts, 39 tackles (31 solo) and six passes defended in the postseason.

AT A GLANCE

- Ninth-overall selection by the Redskins in the 2005 NFL Draft.
- Earned his first Pro Bowl bid and second-team Associated Press All-Pro honors in 2011.
- Helped the 49ers reach three consecutive NFC Championship Games from 2011-13 and an appearance in Super Bowl XLVII.
- Was a first-team All-American selection, winner of the Jim Thorpe Award, semifinalist for the Bednarik Award and finalist for the Bronko Nagurski Award as a senior in 2004 at Auburn.
- Also helped Auburn to an undefeated season in 2004.

2013 (with SF): Started all 16 games for the 49ers, helping the team reach the playoffs for the third straight year...Suffered a hamstring injury that forced him to miss the first two rounds of the playoffs before returning for the NFC Championship Game... **(10/13) vs. Ari.:** Registered his first INT of the season and 16th of his career, picking off Carson Palmer and returning it 11 yards... Also added a season-high 10 tackles and two passes defended... **(11/25) at Was.:** Was part of a defense that held the Redskins to just 76 net passing yards, the fewest net passing yards the team had allowed since 2012... **(12/1) vs. StL.:** Hauled in his second INT of the season on a pass by Kellen Clemens.

2012 (with SF): Started all 16 games for the second straight season...Totaled 69 tackles (52 solo) and set a career high with three fumble recoveries...Helped the 49ers reach the Super Bowl for the first time since 1994... **(9/9) at GB:** Recorded first career sack in the season opener, taking down Aaron Rodgers in the first quarter... **(9/23) at Min.:** Recovered a fumble by Toby Gerhart in the fourth quarter... **(9/30) at NYJ:** Posted a career-high two fumble recoveries...Scored his third career TD on a 51-yard fumble return, which was his second of the game... **(10/7) vs. Buf.:** Helped the defense limit the Bills to 115 passing yards in the 45-3 victory... **(10/14) vs. NYG:** Played in his 100th career game and registered three passes defended... **(11/19) vs. Chi.:** Was part of a defense that limited the Bears to just 143 total yards of offense... **(12/16) at NE:** Hauled in his first INT of the season and 15th of his career...Returned the pick 63 yards, a career long.

2011 (with SF): In his first season with the 49ers, started all 16 games for the first time in his career...Earned a trip to his first Pro Bowl and garnered second-team Associated Press All-Pro honors for the first time...Set a career high with six INTs... **(9/11) vs. Sea.:** Made his 49ers debut and totaled six solo tackles, helping limit the Seahawks to just 192 passing yards... **(9/25) at Cin.:** Intercepted Andy Dalton, marking his first INT as a 49er... **(10/2) at Phi.:** Picked off Michael Vick, marking the second time in his career that he has recorded an INT in back-to-back games... **(10/9) vs. TB:** Recorded his third INT of the season and returned it 31 yards for a TD...Marked the second TD of his career and first since 2007... **(11/13) vs. NYG:** Registered his first multi-INT game, intercepting Eli Manning twice... **(12/19) vs. Pit.:** Recorded his career-high sixth INT of the season, picking off Ben Roethlisberger and returning it 31 yards... **Postseason: (1/22) vs. NYG:** Tied a career-high with 12 tackles in the NFC Championship Game.

2010 (with Was.): Started 12 games in his final season with the Redskins...Missed four games due to a hamstring injury... **(9/12) vs. Dal.:** Totaled eight tackles and two passes defended and was part of a unit that helped limit the Cowboys to just seven points... **(9/19) vs. Hou.:** Registered his first INT of the season, intercepting Matt Schaub... **(10/3) at Phi.:** Totaled six tackles and one forced fumble... **(12/16) at Jac.:** Totaled four tackles, two passes defended and one INT of David Garrard.

2009 (with Was.): Started 15-of-16 games on the year, posting a team-high 12 passes defended as he helped the Redskins defense finish 10th in the NFL in total defense and ninth in pass defense... **(9/20) vs. StL.:** Posted five tackles and one fumble recovery, while helping limit the Rams to 125 passing yards... **(12/13) at Oak.:** Made a season-high eight tackles (seven solo)... **(12/27) vs. Dal.:** Recorded three tackles and one pass defended, which resulted in an INT.



2008 (with Was.): Played in all 16 games for the first time in his career...Recorded a team- and career-high 24 passes defended, two INTs and one fumble recovery...His 24 passes defended were tied for first among all players...Helped the Redskins finish fourth in the NFL in total defense and seventh in pass defense...In a six-game stretch, limited Torrey Holt, DeSean Jackson, Braylon Edwards, Calvin Johnson, Hines Ward and Terrell Owens to just 22 receptions for 223 yards and one TD...**(9/21) vs. Ari.:** Intercepted Kurt Warner and returned it 42 yards to set up the go-ahead TD...**(12/28) at SF:** Intercepted Shaun Hill and returned it 31 yards to set up a FG.

2007 (with Was.): Played in only seven games due to a knee injury that landed him on the reserve/injured list for the final nine weeks of the season...Suffered the injury on Oct. 28 at New England...**(9/17) at Phi.:** Recorded a career-high 12 tackles...**(10/7) vs. Det.:** Posted his first career TD, when he picked off Jon Kitna and returned it 61 yards for the score.

2006 (with Was.): Started 15 games in his second NFL season, tallying a career high with 88 tackles...Added one INT and 17 passes defended...**(11/19) at TB:** Registered six tackles, two passes defended and one forced fumble.

2005 (with Was.): Played in 12 games in his rookie season, starting five of them...A biceps injury kept him out of the final three contests, before returning for the playoffs...Added 13 tackles (10 solo) in the postseason...**(10/2) vs. Sea.:** Made his first career start and tied for second on the team with seven tackles and one forced fumble.

COLLEGE: Saw action in 50 games with 43 starts in four-year career at Auburn...As a senior, was a first-team All-American selection, winner of the Jim Thorpe Award, semifinalist for the Bednarik Award and finalist for the Bronko Nagurski Award, after recording 47 tackles, two INTs, 0.5 sacks and five tackles for loss in 13 starts...As a junior, started 12 games and totaled 29 tackles, one INT, one fumble recovery and nine passes defended...Appeared in all 13 games with nine starts as a sophomore, recording 48 tackles, four INTs and nine passes defended...Named to The Sporting News Freshman All-American second team and the Freshman All-SEC team after posting 58 tackles, one fumble recovery and 12 passes defended in 12 games with nine starts.

PERSONAL: Was a three-year starter at Butler High School in Augusta, Ga. ...Received numerous accolades and was selected to the North-South All-Star Game and the Georgia-Florida All-Star Game...Also lettered in basketball, averaging 14.2 points per game at point guard, as well as track, in which he competed in the 100 meters (10.7 second) and the 200 meters (21.0)...Attended Hargrave Military Academy in 2000 after graduating from high school in an effort to strengthen his college qualifications and get the opportunity to test his football skills to the limit.

ADDITIONAL STATISTICS: Touchdowns (3): vs. Det., 10/7/07, 61-yard INT return; at TB, 10/9/11, 31-yard INT return; at NYJ, 9/30/12, 51-yard fumble return. Special teams tackles – 10 in 2005, 1 in 2006, 5 in 2007; NFL total: 16.

SINGLE-GAME HIGHS: TACKLES: Total – 12, at Phi., 9/17/07. Solo – 8, two times; last: at Phi., 9/17/07. Sacks – 1, at GB, 9/9/12. Interceptions – 2, vs. NYG, 11/13/11. Passes defended – 6, at Phi., 11/12/06. Forced fumbles – 1, four times; last: at Phi., 10/3/10. Fumble recoveries – 2, at NYJ, 9/30/12.

CARLOS ROGERS' CAREER STATISTICS

Year	Team	GP	GS	TACKLES					INTERCEPTIONS					FUMBLES		
				Tot.	Solo	Asst.	Sacks	Yds	No.	Yds	Lg	TD	PD	FF	FR	Yds
2005	Washington	12	5	40	34	6	0.0	0.0	2	14	14	0	4	2	0	0
2006	Washington	15	15	88	71	17	0.0	0.0	1	0	0	0	17	1	0	0
2007	Washington	7	7	30	23	7	0.0	0.0	1	61	61t	1	7	0	0	0
2008	Washington	16	14	53	45	8	0.0	0.0	2	73	42	0	24	0	1	0
2009	Washington	16	15	46	34	12	0.0	0.0	0	0	-	0	12	0	2	0
2010	Washington	12	12	61	39	22	0.0	0.0	2	43	38	0	12	1	0	0
2011	San Francisco	16	16	57	50	7	0.0	0.0	6	106	31t	1	18	0	0	0
2012	San Francisco	16	16	69	52	17	1.0	7.0	1	63	63	0	7	0	3	63
2013	San Francisco	16	16	59	44	15	0.0	0.0	2	14	11	0	8	0	0	0
Totals		126	116	503	392	111	1.0	7.0	17	374	63	2	109	4	6	63

Year	Team	GP	GS	TACKLES					INTERCEPTIONS					FUMBLES		
				Tot.	Solo	Asst.	Sacks	Yds	No.	Yds	Lg	TD	PD	FF	FR	Yds
2005	Washington	2	2	13	10	3	0.0	0.0	0	0	-	0	1	0	0	0
2011	San Francisco	2	2	15	13	2	0.0	0.0	0	0	-	0	4	0	0	0
2012	San Francisco	3	3	9	7	2	0.0	0.0	0	0	-	0	1	0	0	0
2013	San Francisco	1	0	2	1	1	0.0	0.0	0	0	-	0	0	0	0	0
Totals		8	7	39	31	8	0.0	0.0	0	0	-	0	6	0	0	0



CARLOS ROGERS GAME-BY-GAME

2013, SAN FRANCISCO

Date	Opp.	GP	GS	TACKLES					Yds	INTERCEPTIONS					FUMBLES		
				Tot.	Solo	Asst.	Sacks			No.	Yds	Lg	TD	PD	FF	FR	Yds
9/8	GB-W	1	1	2	0	2	0.0	0.0	0	0	0	-	0	0	0	0	0
9/15	at Sea-L	1	1	1	1	0	0.0	0.0	0	0	0	-	0	1	0	0	0
9/22	Ind-L	1	1	1	1	0	0.0	0.0	0	0	0	-	0	0	0	0	0
9/26	at StL-W	1	1	1	0	1	0.0	0.0	0	0	0	-	0	0	0	0	0
10/6	Hou-W	1	1	5	4	1	0.0	0.0	0	0	0	-	0	0	0	0	0
10/13	Ari-W	1	1	10	7	3	0.0	0.0	1	11	11	0	2	0	0	0	0
10/20	at Ten-W	1	1	3	3	0	0.0	0.0	0	0	0	-	0	0	0	0	0
10/27	at Jac-W	1	1	3	2	1	0.0	0.0	0	0	0	-	0	1	0	0	0
11/10	Car-L	1	1	2	2	0	0.0	0.0	0	0	0	-	0	0	0	0	0
11/17	at NO-L	1	1	4	3	1	0.0	0.0	0	0	0	-	0	0	0	0	0
11/25	at Was-W	1	1	7	5	2	0.0	0.0	0	0	0	-	0	1	0	0	0
12/1	StL-W	1	1	2	1	1	0.0	0.0	1	3	3	0	1	0	0	0	0
12/8	Sea-W	1	1	8	7	1	0.0	0.0	0	0	0	-	0	0	0	0	0
12/15	at TB-W	1	1	3	2	1	0.0	0.0	0	0	0	-	0	1	0	0	0
12/23	Atl-W	1	1	3	3	0	0.0	0.0	0	0	0	-	0	1	0	0	0
12/29	at Ari-W	1	1	4	3	1	0.0	0.0	0	0	0	-	0	0	0	0	0
Totals		16	16	59	44	15	0.0	0.0	2	14	11	0	8	0	0	0	0
1/5/14	at GB-W																
1/12/14	at Car-W																
1/19/14	at Sea-L	1	0	2	1	1	0.0	0.0	0	0	0	-	0	0	0	0	0
Postseason Totals		1	0	2	1	1	0.0	0.0	0	0	0	-	0	0	0	0	0

2012, SAN FRANCISCO

Date	Opp.	GP	GS	TACKLES					Yds	INTERCEPTIONS					FUMBLES		
				Tot.	Solo	Asst.	Sacks			No.	Yds	Lg	TD	PD	FF	FR	Yds
9/9	at GB-W	1	1	7	3	4	1.0	7.0	0	0	0	-	0	0	0	0	0
9/16	Det-W	1	1	2	2	0	0.0	0.0	0	0	0	-	0	1	0	0	0
9/23	at Min-L	1	1	2	2	0	0.0	0.0	0	0	0	-	0	0	0	1	11
9/30	at NYJ-W	1	1	3	2	1	0.0	0.0	0	0	0	-	0	0	0	2	52
10/7	Buf-W	1	1	2	2	0	0.0	0.0	0	0	0	-	0	0	0	0	0
10/14	NYG-L	1	1	5	3	2	0.0	0.0	0	0	0	-	0	3	0	0	0
10/18	Sea-W	1	1	5	4	1	0.0	0.0	0	0	0	-	0	0	0	0	0
10/29	at Ari-W	1	1	7	6	1	0.0	0.0	0	0	0	-	0	0	0	0	0
11/11	StL-T	1	1	8	6	2	0.0	0.0	0	0	0	-	0	0	0	0	0
11/19	Chi-W	1	1	4	3	1	0.0	0.0	0	0	0	-	0	0	0	0	0
11/25	at NO-W	1	1	2	1	1	0.0	0.0	0	0	0	-	0	0	0	0	0
12/2	at StL-L	1	1	7	7	0	0.0	0.0	0	0	0	-	0	0	0	0	0
12/9	Mia-W	1	1	3	2	1	0.0	0.0	0	0	0	-	0	0	0	0	0
12/16	at NE-W	1	1	4	3	1	0.0	0.0	1	63	63	0	1	0	0	0	0
12/23	at Sea-L	1	1	6	4	2	0.0	0.0	0	0	0	-	0	1	0	0	0
12/30	Ari-W	1	1	2	2	0	0.0	0.0	0	0	0	-	0	1	0	0	0
Totals		16	16	69	52	17	1.0	7.0	1	63	63	0	7	0	3	63	
1/12/13	GB-W	1	1	2	2	0	0.0	0.0	0	0	0	-	0	0	0	0	0
1/20/13	at Atl-W	1	1	4	4	0	0.0	0.0	0	0	0	-	0	1	0	0	0
2/3/13	Bal-L	1	1	3	1	2	0.0	0.0	0	0	0	-	0	0	0	0	0
Postseason Totals		3	3	9	7	2	0.0	0.0	0	0	0	-	0	1	0	0	0



CARLOS ROGERS GAME-BY-GAME

2011, SAN FRANCISCO

		TACKLES							INTERCEPTIONS					FUMBLES		
Date	Opp.	GP	GS	Tot.	Solo	Asst.	Sacks	Yds	No.	Yds	Lg	TD	PD	FF	FR	Yds
9/11	Sea-W	1	1	6	6	0	0.0	0.0	0	0	-	0	1	0	0	0
9/18	Dal-L	1	1	3	3	0	0.0	0.0	0	0	-	0	2	0	0	0
9/25	at Cin-W	1	1	5	4	1	0.0	0.0	1	0	0	0	2	0	0	0
10/2	at Phi-W	1	1	2	2	0	0.0	0.0	1	27	27	0	1	0	0	0
10/9	TB-W	1	1	1	1	0	0.0	0.0	1	31	31t	1	1	0	0	0
10/16	at Det-W	1	1	5	5	0	0.0	0.0	0	0	-	0	1	0	0	0
10/30	Cle-W	1	1	2	2	0	0.0	0.0	0	0	-	0	1	0	0	0
11/6	at Was-W	1	1	2	1	1	0.0	0.0	0	0	-	0	0	0	0	0
11/13	NYG-W	1	1	7	5	2	0.0	0.0	2	17	17	0	2	0	0	0
11/20	Ari-W	1	1	4	4	0	0.0	0.0	0	0	-	0	1	0	0	0
11/24	at Bal-L	1	1	3	2	1	0.0	0.0	0	0	-	0	1	0	0	0
12/4	StL-W	1	1	4	3	1	0.0	0.0	0	0	-	0	2	0	0	0
12/11	at Ari-L	1	1	1	0	1	0.0	0.0	0	0	-	0	0	0	0	0
12/19	Pit-W	1	1	3	3	0	0.0	0.0	1	31	31	0	2	0	0	0
12/24	at Sea-W	1	1	3	3	0	0.0	0.0	0	0	-	0	1	0	0	0
1/1/12	at StL-W	1	1	6	6	0	0.0	0.0	0	0	-	0	0	0	0	0
Totals		16	16	57	50	7	0.0	0.0	6	106	31t	1	18	0	0	0
1/14/12	NO-W	1	1	3	2	1	0.0	0.0	0	0	-	0	3	0	0	0
1/22/12	NYG-L	1	1	12	11	1	0.0	0.0	0	0	-	0	1	0	0	0
Postseason Totals		2	2	15	13	2	0.0	0.0	0	0	-	0	4	0	0	0

2010, WASHINGTON

Date	Opp.	TACKLES							INTERCEPTIONS					FUMBLES		
		GP	GS	Tot.	Solo	Asst.	Sacks	Yds	No.	Yds	Lg	TD	PD	FF	FR	Yds
9/12	Dal-W	1	1	8	6	2	0.0	0.0	0	0	-	0	2	0	0	0
9/19	Hou-L	1	1	9	6	3	0.0	0.0	1	5	5	0	1	0	0	0
9/26	at StL-L	1	1	2	2	0	0.0	0.0	0	0	-	0	1	0	0	0
10/3	at Phi-W	1	1	6	4	2	0.0	0.0	0	0	-	0	1	1	0	0
10/10	GB-W	1	1	3	2	1	0.0	0.0	0	0	-	0	2	0	0	0
10/17	Ind-L	1	1	7	5	2	0.0	0.0	0	0	-	0	2	0	0	0
10/24	at Chi-W	1	1	4	3	1	0.0	0.0	0	0	-	0	0	0	0	0
10/31	at Det-L	1	1	3	2	1	0.0	0.0	0	0	-	0	0	0	0	0
11/15	Phi-L	1	1	5	3	2	0.0	0.0	0	0	-	0	0	0	0	0
11/21	at Ten-W	(INACTIVE - HAMSTRING)														
11/28	Min-L	1	1	3	2	1	0.0	0.0	0	0	-	0	0	0	0	0
12/5	at NYG-L	(INACTIVE - HAMSTRING)														
12/12	TB-L	(INACTIVE - HAMSTRING)														
12/19	at Dal-L	1	1	7	2	5	0.0	0.0	0	0	-	0	1	0	0	0
12/26	at Jac-W	1	1	4	2	2	0.0	0.0	1	38	38	0	2	0	0	0
1/2/11	NYG-L	(INACTIVE - HAMSTRING)														
Totals		12	12	61	39	22	0.0	0.0	2	43	38	0	12	1	0	0

2009, WASHINGTON

Date	Opp.	GP	GS	TACKLES					No.	INTERCEPTIONS					FUMBLES		
				Tot.	Solo	Asst.	Sacks	Yds		Yds	Lg	TD	PD	FF	FR	Yds	
9/13	at NYG-L	1	1	1	0	1	0.0	0.0	0	0	-	0	2	0	0	0	
9/20	StL-W	1	1	5	3	2	0.0	0.0	0	0	-	0	1	0	1	0	
9/27	at Det-L	1	1	1	0	1	0.0	0.0	0	0	-	0	0	0	0	0	
10/4	TB-W	1	1	3	1	2	0.0	0.0	0	0	-	0	3	0	0	0	
10/11	at Car-L	1	1	3	2	1	0.0	0.0	0	0	-	0	1	0	0	0	
10/18	KC-L	1	1	5	4	1	0.0	0.0	0	0	-	0	1	0	0	0	
10/26	Phi-L	1	1	3	3	0	0.0	0.0	0	0	-	0	0	0	0	0	
11/8	at Atl-L	1	1	2	2	0	0.0	0.0	0	0	-	0	0	0	0	0	
11/15	Den-W	1	1	1	1	0	0.0	0.0	0	0	-	0	0	0	0	0	
11/22	at Dal-L	1	0	0	0	0	0.0	0.0	0	0	-	0	0	0	0	0	
11/29	at Phi-L	1	1	2	1	1	0.0	0.0	0	0	-	0	0	0	0	0	
12/6	NO-L	1	1	2	2	0	0.0	0.0	0	0	-	0	0	0	0	0	
12/13	at Oak-W	1	1	8	7	1	0.0	0.0	0	0	-	0	0	0	0	0	
12/21	NYG-L	1	1	3	3	0	0.0	0.0	0	0	-	0	1	0	0	0	
12/27	Dal-L	1	1	3	1	2	0.0	0.0	0	0	-	0	1	0	0	0	
1/3/10	at SD-L	1	1	4	4	0	0.0	0.0	0	0	-	0	2	0	1	0	
Totals		16	15	46	34	12	0.0	0.0	0	0	-	0	12	0	2	0	



CARLOS ROGERS GAME-BY-GAME

2008, WASHINGTON

Date	Opp.	GP	GS	TACKLES					Yds	No.	INTERCEPTIONS				FUMBLES		
				Tot.	Solo	Asst.	Sacks				Yds	Lg	TD	PD	FF	FR	Yds
9/4	at NYG-L	1	1	5	5	0	0.0	0.0	0	0	0	-	0	1	0	0	0
9/14	NO-W	1	1	0	0	0	0.0	0.0	0	0	-	0	0	0	0	0	0
9/21	Ari-W	1	1	3	2	1	0.0	0.0	0	1	42	42	0	2	0	1	0
9/28	at Dal-W	1	1	9	7	2	0.0	0.0	0	0	-	0	1	0	0	0	0
10/5	at Phi-W	1	1	3	3	0	0.0	0.0	0	0	-	0	2	0	0	0	0
10/12	StL-W	1	1	4	4	0	0.0	0.0	0	0	-	0	2	0	0	0	0
10/19	Cle-W	1	1	3	2	1	0.0	0.0	0	0	-	0	3	0	0	0	0
10/26	at Det-W	1	1	2	1	1	0.0	0.0	0	0	-	0	2	0	0	0	0
11/3	Pit-L	1	1	6	4	2	0.0	0.0	0	0	-	0	3	0	0	0	0
11/16	Dal-L	1	1	5	5	0	0.0	0.0	0	0	-	0	1	0	0	0	0
11/23	at Sea-W	1	1	2	2	0	0.0	0.0	0	0	-	0	1	0	0	0	0
11/30	NYG-L	1	1	2	2	0	0.0	0.0	0	0	-	0	1	0	0	0	0
12/7	at Bal-L	1	1	3	2	1	0.0	0.0	0	0	-	0	2	0	0	0	0
12/14	at Cin-L	1	0	2	2	0	0.0	0.0	0	0	-	0	0	0	0	0	0
12/21	Phi-W	1	1	2	2	0	0.0	0.0	0	0	-	0	1	0	0	0	0
12/28	at SF-L	1	0	2	2	0	0.0	0.0	1	31	31	0	2	0	0	0	0
Totals		16	14	53	45	8	0.0	0.0	2	73	42	0	24	0	1	0	0

2007, WASHINGTON

Date	Opp.	GP	GS	TACKLES					Yds	No.	INTERCEPTIONS				FUMBLES		
				Tot.	Solo	Asst.	Sacks				Yds	Lg	TD	PD	FF	FR	Yds
9/9	Mia-W	1	1	4	4	0	0.0	0.0	0	0	-	0	0	0	0	0	0
9/17	at Phi-W	1	1	12	8	4	0.0	0.0	0	0	-	0	1	0	0	0	0
9/23	NYG-L	1	1	4	3	1	0.0	0.0	0	0	-	0	1	0	0	0	0
10/7	Det-W	1	1	3	2	1	0.0	0.0	1	61	61t	1	2	0	0	0	0
10/14	at GB-L	1	1	3	3	0	0.0	0.0	0	0	-	0	1	0	0	0	0
10/21	Ari-W	1	1	3	3	0	0.0	0.0	0	0	-	0	2	0	0	0	0
10/28	at NE-L	1	1	1	0	1	0.0	0.0	0	0	-	0	0	0	0	0	0
11/4	at NYJ-W			(RESERVE/INJURED LIST - KNEE)													
11/11	Phi-L			(RESERVE/INJURED LIST - KNEE)													
11/18	at Dal-L			(RESERVE/INJURED LIST - KNEE)													
11/25	at TB-L			(RESERVE/INJURED LIST - KNEE)													
12/2	Buf-L			(RESERVE/INJURED LIST - KNEE)													
12/6	Chi-W			(RESERVE/INJURED LIST - KNEE)													
12/16	at NYG-W			(RESERVE/INJURED LIST - KNEE)													
12/23	at Min-W			(RESERVE/INJURED LIST - KNEE)													
12/30	Dal-W			(RESERVE/INJURED LIST - KNEE)													
Totals		7	7	30	23	7	0.0	0.0	1	61	61t	1	7	0	0	0	0

2006, WASHINGTON


Date	Opp.	GP	GS	TACKLES					Yds	No.	INTERCEPTIONS				FUMBLES		
				Tot.	Solo	Asst.	Sacks				Yds	Lg	TD	PD	FF	FR	Yds
9/11	Min-L	1	1	4	3	1	0.0	0.0	0	0	-	0	1	0	0	0	0
9/17	at Dal-L	1	1	5	5	0	0.0	0.0	0	0	-	0	1	0	0	0	0
9/24	at Hou-W	1	1	8	6	2	0.0	0.0	0	0	-	0	1	0	0	0	0
10/1	Jac-W	1	1	8	7	1	0.0	0.0	0	0	-	0	0	0	0	0	0
10/8	at NYG-L	1	1	9	8	1	0.0	0.0	0	0	-	0	1	0	0	0	0
10/15	Ten-L	1	1	9	7	2	0.0	0.0	0	0	-	0	1	0	0	0	0
10/22	at Ind-L			(INACTIVE - THUMB)													
11/5	Dal-W	1	1	9	5	4	0.0	0.0	0	0	-	0	0	0	0	0	0
11/12	at Phi-L	1	1	5	5	0	0.0	0.0	0	0	-	0	2	0	0	0	0
12/19	at TB-L	1	1	6	2	4	0.0	0.0	0	0	-	0	2	1	0	0	0
11/26	Car-W	1	1	7	6	1	0.0	0.0	0	0	-	0	3	0	0	0	0
12/3	Atl-L	1	1	3	3	0	0.0	0.0	0	0	-	0	1	0	0	0	0
12/10	Phi-L	1	1	2	2	0	0.0	0.0	0	0	-	0	1	0	0	0	0
12/17	at NO-W	1	1	6	5	1	0.0	0.0	1	0	0	0	1	0	0	0	0
12/24	at StL-L	1	1	3	3	0	0.0	0.0	0	0	-	0	0	0	0	0	0
12/30	NYG-L	1	1	4	4	0	0.0	0.0	0	0	-	0	2	0	0	0	0
Totals		15	15	88	71	17	0.0	0.0	1	0	0	0	17	1	0	0	0



CARLOS ROGERS GAME-BY-GAME

2005, WASHINGTON

Date	Opp.	GP	GS	TACKLES					No.	INTERCEPTIONS				FUMBLES		
				Tot.	Solo	Asst.	Sacks	Yds		Yds	Lg	TD	PD	FF	FR	Yds
9/11	Chi-W	1	0	0	0	0	0.0	0.0	0	0	-	0	0	0	0	0
9/18	at Dal-W	1	0	1	1	0	0.0	0.0	0	0	-	0	0	0	0	0
10/2	Sea-W	1	1	7	5	2	0.0	0.0	0	0	-	0	0	1	0	0
10/9	at Den-L	1	1	4	4	0	0.0	0.0	0	0	-	0	0	0	0	0
10/16	at KC-L	1	1	3	3	0	0.0	0.0	0	0	-	0	0	0	0	0
10/23	SF-W	(INACTIVE - ANKLE)														
10/30	at NYG-L	1	0	1	0	1	0.0	0.0	0	0	-	0	0	0	0	0
11/6	Phi-W	1	0	2	2	0	0.0	0.0	0	0	-	0	0	1	0	0
11/13	at TB-L	1	0	4	2	2	0.0	0.0	0	0	-	0	0	0	0	0
11/20	Oak-L	1	0	0	0	0	0.0	0.0	0	0	-	0	0	0	0	0
11/27	SD-L	1	0	8	7	1	0.0	0.0	1	14	14	0	3	0	0	0
12/4	at StL-W	1	1	5	5	0	0.0	0.0	1	0	0	0	1	0	0	0
12/11	at Ari-W	1	1	5	5	0	0.0	0.0	0	0	-	0	0	0	0	0
12/18	Dal-W	(INACTIVE - BICEPS)														
12/24	NYG-W	(INACTIVE - BICEPS)														
1/1/12	at Phi-W	(INACTIVE - BICEPS)														
Totals		12	5	40	34	6	0.0	0.0	2	14	14	0	4	2	0	0
1/7/06	at TB-W	1	1	8	5	3	0.0	0.0	0	0	-	0	0	0	0	0
1/14/06	at Sea-L	1	1	5	5	0	0.0	0.0	0	0	-	0	1	0	0	0
Postseason Totals		2	2	13	10	3	0.0	0.0	0	0	-	0	1	0	0	0



Brandian ROSS

29

SAFETY | 6-1 | 190 | YOUNGSTOWN STATE

ACQUIRED: FA-'12 | **NFL EXP.:** 3 | **RAIDERS EXP.:** 3

HOMETOWN: MEADOWBROOK, VA.

BORN: 9/28/89

Signed by Green Bay Packers as an undrafted free agent, July 28, 2011...Waived by Packers, Sept. 3, 2011...Signed by Packers to practice squad, Sept. 4, 2011...Signed by Packers as a reserve/future free agent, Jan. 17, 2012...Waived by Packers on Sept. 10, 2012...Signed by Packers to practice squad, Sept. 12, 2012...Signed by Oakland Raiders to active roster, Sept. 19, 2012...Re-signed by Raiders as an exclusive-rights free agent, April 15, 2013...Re-signed by Raiders as an exclusive-rights free agent, April 21, 2014.

CAREER: Versatile defensive back returns to the Raiders after playing a major role in the defensive backfield in 2013...Has appeared in 30 games over two seasons with the Raiders...Made 13 starts at strong safety in 2013, ranking fourth on the team in tackles...Appeared primarily on special teams in 2012...Career totals include 30 games played with 14 starts, 115 tackles (72 solo), five passes defended, two sacks and one forced fumble.

AT A GLANCE

- First name is pronounced BRAN-don.
- Played in a career-high 16 games and made 13 starts in 2013, ranking fourth on the team with 101 tackles.
- Joined Oakland from Green Bay's practice squad in September 2012.
- Played in 45 games with 33 starts for Youngstown State as a safety-turned-cornerback.

2013: Played in a career-high 16 games with 13 starts...Moved into starting role at strong safety following a Week 2 injury to S Tyvon Branch...Ranked fourth on the team with 101 tackles (59 solo)...Credited with two sacks and six passes defended...**(9/15) vs. Jac.:** Recorded a second-quarter sack of Chad Henne...Saw significant action due to an injury to Branch...**(9/23) at Den.:** Made second career start...Credited with four tackles (one)...**(9/29) vs. Was.:** Notched nine tackles (four)...**(10/6) vs. SD:** Set a then-career high with 11 tackles (five) and posted one pass defended...**(10/13) at KC:** Notched six tackles (three)...Forced a fumble in the first quarter, stopping Knile Davis for no gain and knocking the ball out of bounds...**(10/27) vs. Pit.:** Recorded six tackles (four) and two passes defended...**(11/3) vs. Phi.:** Totaled six tackles (five)...**(11/10) at NYG:** Recorded five tackles (two)...**(11/17) at Hou.:** Posted five tackles (four) and one pass defended...Also credited with a special teams tackle on punt coverage...**(11/28) at Dal.:** Posted six tackles (four)...Credited with a special teams tackle on punt coverage...**(12/8) at NYJ:** Recorded second sack of the season, getting to Geno Smith for a 10-yard loss in the second quarter to force a third-and-24 and an eventual punt...Posted five tackles (three)...**(12/15) vs. KC:** Totaled four solo tackles and one pass defended...**(12/22) at SD:** Racked up 11 tackles (six) and one pass defended...**(12/29) vs. Den.:** Recorded a career-high 13 tackles (eight).

2012: Played in 14 games, with one start...Was in on 14 tackles (13 solo), and three more on special teams...Signed by Raiders off Packers' practice squad on Sept. 19...Made the Packers' active roster to begin the 2012 season...**(9/23) vs. Pit.:** Made his NFL debut, playing exclusively on special teams, recording one tackle...**(12/16) vs. KC:** Saw extensive snaps with CB Phillip Adams sidelined in 15-0 win, Oakland's first shutout in 10 years...Helped limit Chiefs to 119 total yards, fewest by a Raiders defense since 1975...**(12/23) at Car.:** Played most of the last three-plus quarters at cornerback with starter Adams sidelined...**(12/30) at SD:** Made his first NFL start and assisted on a third-and-1 stop that forced a fourth-quarter punt.

2011 (with GB): Spent the entire season on Green Bay's practice squad.

COLLEGE: Four-year letterman and three-year starter at Youngstown State...Played in 45 career games with 33 starts for the Penguins...A safety-turned-cornerback, totaled 233 tackles (135 solo), seven INTs, three fumble recoveries and two forced fumbles during his career...Earned second-team All-Missouri Valley Football Conference honors as a senior in 2010 after starting all 11 games and making 60 tackles (40 solo), and leading the team with three INTs...Was named the MVFC Defensive Player of the Week for his performance in a win vs. Southern Illinois...Was named one of four team captains before the season...Assumed the cornerback position for the first time as a junior in 2009 when injuries at the position necessitated the switch...Started all 11 games and was credited with 47 tackles (33 solo), including one for loss, and two INTs on the season...Started all 11 games as a sophomore in 2008, the first two at free safety and the final nine at





strong safety...Led the team with 98 tackles (49 solo), including 4.5 for loss, three passes defended, three quarterback hurries and an INT...Had a career-high 13 tackles in a win at Western Illinois (Nov. 22) in the season finale ...Participated as a true freshman in 2007, playing in 11 games as a reserve in the secondary and also on special teams...Posted 18 tackles (13 solo) and an INT as one of six true freshmen on the team to see the field...First career INT came at Indiana State (Nov. 3)...Became the first player from Youngstown State to sign an NFL contract since 2003.

PERSONAL: Attended Meadowbrook (Va.) High School...Lettered three times as a quarterback, wide receiver, cornerback and safety...Earned first-team All-Central District honors as a defensive back and second-team acclaim as a wide receiver his senior year... Also lettered three times in basketball and three times in track...Attended the annual holiday party for the Families of Children with Cancer in December 2011...Attended various community events throughout 2013, including numerous visits to local hospitals...First name is pronounced BRAN-don.

ADDITIONAL STATISTICS: Special teams tackles: 3 in 2012, 2 in 2013; NFL totals: 5.

SINGLE-GAME HIGHS: TACKLES: Total – 13, vs. Den., 12/29/13. Solo – 8, vs. Den., 12/29/13. Sacks – 1, two times; last: at NYJ, 12/8/13. Forced fumbles – 1, at KC, 10/13/13. Passes defended – 2, vs. Pit., 10/27/13.

BRANDIAN ROSS' CAREER STATISTICS

Year	Team	GP	GS	TACKLES					INTERCEPTIONS					FUMBLES		
				Tot.	Solo	Asst.	Sacks	Yds	No.	Yds	Lg	TD	PD	FF	FR	Yds
2012	Oakland	14	1	14	13	1	0.0	0.0	0	0	-	0	0	0	0	0
2013	Oakland	16	13	101	59	42	2.0	10.0	0	0	-	0	6	1	0	0
Totals		30	14	115	72	43	2.0	10.0	0	0	-	0	6	1	0	0


BRANDIAN ROSS GAME-BY-GAME

2013, OAKLAND

Date	Opp.	GP	GS	TACKLES					INTERCEPTIONS					FUMBLES		
				Tot.	Solo	Asst.	Sacks	Yds	No.	Yds	Lg	TD	PD	FF	FR	Yds
9/8	at Ind-L	1	0	1	1	0	0.0	0.0	0	0	-	0	0	0	0	0
9/15	Jac-W	1	0	4	3	1	1.0	0.0	0	0	-	0	0	0	0	0
9/23	at Den-L	1	1	4	1	3	0.0	0.0	0	0	-	0	0	0	0	0
9/29	Was-L	1	1	9	4	5	0.0	0.0	0	0	-	0	0	0	0	0
10/6	SD-W	1	1	11	5	6	0.0	0.0	0	0	-	0	1	0	0	0
10/13	at KC-L	1	1	6	3	3	0.0	0.0	0	0	-	0	0	1	0	0
10/27	Pit-W	1	1	6	4	2	0.0	0.0	0	0	-	0	2	0	0	0
11/3	Phi-L	1	1	6	5	1	0.0	0.0	0	0	-	0	0	0	0	0
11/10	at NYG-L	1	1	5	2	3	0.0	0.0	0	0	-	0	0	0	0	0
11/17	at Hou-W	1	1	5	4	1	0.0	0.0	0	0	-	0	1	0	0	0
11/24	Ten-L	1	1	5	2	3	0.0	0.0	0	0	-	0	0	0	0	0
11/28	at Dal-L	1	0	6	4	2	0.0	0.0	0	0	-	0	0	0	0	0
12/8	at NYJ-L	1	1	5	3	2	1.0	10.0	0	0	-	0	0	0	0	0
12/15	KC-L	1	1	4	4	0	0.0	0.0	0	0	-	0	1	0	0	0
12/22	at SD-L	1	1	11	6	5	0.0	0.0	0	0	-	0	1	0	0	0
12/29	Den-L	1	1	13	8	5	0.0	0.0	0	0	-	0	0	0	0	0
Totals		16	13	101	59	42	2.0	10.0	0	0	-	0	6	1	0	0

2012, OAKLAND

Date	Opp.	GP	GS	TACKLES					INTERCEPTIONS					FUMBLES		
				Tot.	Solo	Asst.	Sacks	Yds	No.	Yds	Lg	TD	PD	FF	FR	Yds
9/10	SD-L			(NOT ON ROSTER)												
9/16	at Mia-L			(NOT ON ROSTER)												
9/23	Pit-W	1	0	0	0	0	0.0	0.0	0	0	-	0	0	0	0	0
9/30	at Den-L	1	0	0	0	0	0.0	0.0	0	0	-	0	0	0	0	0
10/14	at Atl-L	1	0	0	0	0	0.0	0.0	0	0	-	0	0	0	0	0
10/21	Jac-W	1	0	0	0	0	0.0	0.0	0	0	-	0	0	0	0	0
10/28	at KC-W	1	0	0	0	0	0.0	0.0	0	0	-	0	0	0	0	0
11/4	TB-L	1	0	0	0	0	0.0	0.0	0	0	-	0	0	0	0	0
11/11	at Bal-L	1	0	0	0	0	0.0	0.0	0	0	-	0	0	0	0	0
11/18	NO-L	1	0	0	0	0	0.0	0.0	0	0	-	0	0	0	0	0
11/25	at Cin-L	1	0	0	0	0	0.0	0.0	0	0	-	0	0	0	0	0
12/2	Cle-L	1	0	0	0	0	0.0	0.0	0	0	-	0	0	0	0	0
12/6	Den-L	1	0	1	1	0	0.0	0.0	0	0	-	0	0	0	0	0
12/16	KC-W	1	0	4	4	0	0.0	0.0	0	0	-	0	0	0	0	0
12/23	at Car-L	1	0	5	5	0	0.0	0.0	0	0	-	0	0	0	0	0
12/30	at SD-L	1	1	4	3	1	0.0	0.0	0	0	-	0	0	0	0	0
Totals		14	1	14	13	1	0.0	0.0	0	0	-	0	0	0	0	0



Matt SCHAUB

8

QUARTERBACK | 6-6 | 235 | VIRGINIA

ACQUIRED: TR-'14 (Hou.) | NFL EXP.: 11 | RAIDERS EXP.: 1

HOMETOWN: WEST CHESTER, PA.

BORN: 6/25/81

Selected by Atlanta Falcons in the third round (90th overall) of the 2004 NFL Draft, April 24, 2005...Acquired via trade by Houston Texans from Atlanta, March 21, 2007...Acquired via trade by Oakland Raiders from Houston, March 21, 2014.

CAREER: Pro Bowl quarterback enters his first season with the Raiders after coming over from the Houston Texans in a trade this past offseason...Earned Pro Bowl honors following the 2009 and 2012 campaigns...Was named the Pro Bowl MVP in January 2010 when he threw for 189 yards on 13-of-17 passing with two TDs and a 151.3 quarterback rating...Entering 2014, ranks ninth in NFL history with a 64.0 completion percentage and tied for 13th with a 89.8 career quarterback rating...Is one of 12 quarterbacks in NFL history with back-to-back 4,000-yard passing seasons and one of six to throw for a combined 9,000 yards in consecutive seasons (2009-10)...Tied for the second most passing yards in a game in NFL history when he threw for 527 yards vs. Jacksonville on Nov. 18, 2012...Career totals include 128 games played with 90 starts, 24,254 passing yards on 2,035-of-3,181 passing, 130 TDs, 84 INTs, a quarterback rating of 89.8, 183 rushes for 352 yards and four TDs.

AT A GLANCE

- Has been selected to two Pro Bowls (2009 and 2012).
- Was named Pro Bowl MVP for his 189-yard, two-TD performance in January 2010.
- Entering 2014, ranks ninth in NFL history with a 64.0 completion percentage and tied for 13th with a 89.8 career quarterback rating.
- Tied for the second most passing yards in a game in NFL history when he threw for 527 yards vs. Jacksonville on Nov. 18, 2012.
- Left Houston as franchise leader in every major passing category.
- Was named the ACC Offensive Player of the Year after his junior season in 2002 at Virginia.

2013 (with Hou.): Started the first six games of the season and the final two games and totaled 2,310 yards on 219-of-358 passing with 10 TDs and three INTs...(9/9) **at SD:** Completed 34-of-45 passes for 346 yards, three TDs and one INT for a quarterback rating of 110.0...(9/15) **vs. Ten.:** Completed 26-of-48 passes for 298 yards, three TDs and two INTs...Threw the game-winning TD to WR DeAndre Hopkins in overtime to seal the victory...(9/29) **vs. Sea.:** Completed 31-of-49 passes for 355 yards, two TDs and two INTs...(10/13) **vs. StL.:** Completed 15-of-21 passes for 186 yards before going down with a leg injury in the third quarter...(10/20) **vs. KC:** Came in during the third quarter and completed 12-of-25 passes for 155 yards...(12/5) **at Jac.:** Came in during the third quarter and completed 17-of-29 passes for 198 yards, one TD and one INT...(12/22) **vs. Den.:** Made his seventh start of the season and completed 18-of-37 passes for 176 yards, one TD and two INTs...(12/29) **at Ten.:** Started his eighth game of the season and completed 22-of-34 passes for 229 yards and two TDs.

2012 (with Hou.): Topped 4,000 yards passing for the third time in his career and led the Texans to a franchise-best 12-4 record and their second consecutive AFC South title...Selected to the Pro Bowl for the second time in his career...Named one of the offensive captains for the season...(9/9) **vs. Mia.:** Completed 20-of-31 passes for 266 yards and a TD in the season opener...(9/16) **at Jac.:** Completed his 1,500th career pass when he hit TE Owen Daniels for a 6-yard gain in the second quarter...(9/23) **at Den.:** Named the Offensive Player of the Game after tying his career high with four TD passes, while throwing for 290 yards with one INT...(9/30) **vs. Ten.:** Finished with a passer rating of 115.5 after completing 20-of-28 attempts for 202 yards and two TDs...(10/21) **vs. Bal.:** Completed 23-of-37 passes for 256 yards with two TDs and no INTs for a passer rating of 100.7...(11/4) **vs. Buf.:** Completed 19-of-27 passes for 268 yards with two TDs and no INTs for a quarterback rating of 126.8...(11/18) **vs. Jac.:** Named AFC Offensive Player of the Week when he threw for a franchise-record 527 yards on 43-of-55 passing with five TDs including a game-winning 48-yard TD to Andre Johnson in overtime...(11/22) **at Det.:** Surpassed 300 yards passing for the second consecutive game, completing 29-of-48 pass attempts for 315 yards with a TD and an INT...(12/2) **at Ten.:** Threw for two TDs, his sixth multi-TD game of the season...(12/10) **at NE:** Completed 19-of-32 passes for 232 yards and one INT...(12/16) **vs. Ind.:** Threw his 120th career TD pass as part of a 261-yard passing day...**Postseason:** (1/5/13) **vs. Cin.:** Made his playoff debut and threw for 262 yards and one INT in AFC Wild Card Playoff victory...(1/13/13) **at NE:** Threw for 343 yards and two TDs and one INT in AFC Divisional Playoff, giving him the first 300-yard passing postseason game franchise history.

2011 (with Hou.): Named an offensive captain for the season in which he started 10 games, throwing for 2,479 yards and 15 TDs before suffering a season-ending foot injury...Placed on the reserve/injured list with a foot injury on Nov. 23...(9/11) **vs. Ind.:** Completed 17-of-24 passes for 220 yards and one TD...(9/18) **at Mia.:** Completed 21-of-29 passes for 230 yards and two TDs for a passer rating of 118.5...(9/25) **at NO:** Became the Texans' all-time completions leader as he completed 22-of-39 passes for a 373 yards, three TDs and an INT...(10/2) **vs. Pit.:** Finished 14-of-21 for 138 yards, one TD and a quarterback rating of 100.9...(10/9) **vs. Oak.:** Threw for a season-high 416 yards and two TDs...(10/16) **at Bal.:** Completed 21-of-37 passes for 220 yards and



one TD...**(10/23) at Ten.:** Connected on 18-of-23 passes for 296 yards and two TDs with a 147.7 passer rating...**(10/30) vs. Jac.:** Threw for 225 yards and a TD while also rushing for his first TD of the season on a 2-yard run to cap off the opening drive...**(11/6) vs. Cle.:** Ran in a TD for the second consecutive week...**(11/13) at TB:** Connected on 11-of-15 passes for 242 yards and two TDs while setting a career high and franchise record with a 154.9 quarterback rating.

2010 (with Hou.): Named one of the offensive captains for the season and started all 16 games for the second consecutive season, throwing for 4,369 yards, 24 TDs, 12 INTs and a 92.0 quarterback rating...**(9/19) at Was.:** Completed 38-of-52 passes for 497 yards, three TDs, one INT and a quarterback rating of 114.0, the Texans first overtime win in franchise history...**(10/3) at Oak.:** Set a franchise record with his 60th TD pass as a Texan with his second TD pass...Completed 16-of-29 passes for 192 yards...**(10/17) vs. KC:** Named AFC Offensive Player of the Week after completing 25-of-33 passes for 305 yards and two TDs, including an 11-yard TD pass to WR Andre Johnson with 28 seconds remaining to clinch the win...**(11/14) at Jac.:** Completed 22-of-32 passes for 314 yards, two TDs and a quarterback rating of 121.1...**(12/2) at Phi.:** Completed 22-of-26 passes for 337 yards, two TDs and one INT...**(12/13) vs. Bal.:** Threw for 394 yards, breaking David Carr's franchise record of 13,391 passing yards... Finished with three TD passes and two INTs...**(12/19) at Ten.:** Threw for 325 yards, two TDs and one INT...**(12/26) at Den.:** Had his fourth consecutive 300-yard game, throwing for 310 yards, one TD and one INT.

2009 (with Hou.): Finished the year with an NFL-best 4,770 passing yards, becoming the first Texans quarterback to lead the league in passing...Had 10 games with a quarterback rating of 90, topped 300 passing yards nine times, tying for the second most 300-yard games in a season in NFL history...Selected to the first Pro Bowl of his career...Surpassed 10,000 passing yards as a Texan...**(9/20) at Ten.:** Named AFC Offensive Player of the Week after completing 25-of-39 passes for 357 yards, a career-high four TD passes and a 127.8 quarterback rating...**(10/11) at Ari.:** Set career highs for pass attempts and completions, going 35-of-50 for 371 yards and two TDs...**(10/18) at Cin.:** Completed 28-of-40 passes for a season-high 392 yards and tied a career high with four TD passes...**(11/8) at Ind.:** Set a Texans season record with his 17th TD pass and fifth 300-yard game passing when he completed 32-of-43 passes for 311 yards and one TD...Threw his 50th career TD pass to FB Vonta Leach for a 7-yard score in the first quarter...**(12/13) vs. Sea.:** Completed 29-of-39 passes for 365 yards, two TDs and one INT for a passer rating of 109.5... His 336 yards at halftime were the third-most in the NFL since 1991...**(12/20) at StL.:** Threw for 367 yards and one TD for his NFL-leading fifth game of at least 350 passing yards...**(1/3/10) vs. NE:** Completed 24-of-39 passes for 303 yards with two TDs and one INT, giving him a quarterback rating of 92.1 and led the Texans back from a 27-13 fourth-quarter deficit to give the Texans the first winning season in franchise history.

2008 (with Hou.): Started 11 games for the second consecutive year, going 6-5 in those starts...Threw for a then-career-high 3,043 yards and 15 TDs on 251-of-380 attempts while rushing for two TDs...Set then-franchise records for quarterback rating (92.7) and 300-yard passing games (four)...Had the fourth best completion percentage in the NFL (66.1), was second in yards per pass attempt (8.01), fourth in passing yards per game (276.6) and his 92.7 passer rating was good for eighth in the league...**(9/7) at Pit.:** Threw for 202 yards on 25-of-33 passing with one TD and two INTs...Also rushed for a TD late in the fourth quarter, the first of his career...**(9/28) at Jac.:** Completed 29-of-40 passes for 307 yards and three TDs...**(10/12) vs. Mia.:** Completed 22-of-42



passes for 379 yards and one TD and ran the ball four times for 15 yards, including the game-winning three-yard TD run with :07 left on the clock...His TD run capped the second game-winning drive of his career, rallying the Texans from a 28-23 deficit to a 29-28 win...**(10/26) vs. Cin.:** Connected on 24-of-28 passes for 280 yards and three TDs and set then-franchise records with a 144.0 passer rating and 85.7 completion percentage...**(12/7) at GB:** Named the AFC Offensive Player of the Week after throwing for 414 yards on 28-of-42 passing and leading the third game-winning drive of his career and second of the season...Guided the Texans 75 yards in nine plays to set up K Kris Brown's game-winning 40-yard FG...**(12/28) vs. Chi.:** Completed 27-of-36 pass attempts for 328 yards and two TDs.

2007 (with Hou.): Started 11 games in his first season as a regular starter and finished 192-of-289 for 2,241 yards, nine TD passes and nine INTs and a quarterback rating of 87.3...**(9/9) vs. KC:** Started his first game as a Texan and finished 16-of-22 for 225 yards and one TD with a quarterback rating of 101.5...Connected with WR Andre Johnson midway through the second quarter for a 77-yard TD...**(9/16) at Car.:** Started and finished 20-of-28 for 227 yards and two TDs with a season-best rating of 119.2...**(9/23) vs. Ind.:** Completed his last 14 pass attempts to finish 27-of-33 for 236 yards and one TD...**(9/30) at Atl.:** Returned to face his former team and completed 28-of-40 passes for a then-career-high 317 yards and one TD pass and a 101.8 quarterback rating...**(10/7) vs. Mia.:** Started and was 20-of-34 for 294 yards; led the Texans on his first-ever game-winning drive, starting at the Texans' 3-yard



line and marching the team 59 yards on eight plays to set up Brown's 57-yard game-winning FG...**(11/11) vs. NO:** Finished 21-of-33 for 293 yards and two TDs and a quarterback rating of 112.3, his second highest of the season...**(11/25) at Cle.:** Finished 22-of-36 for 256 yards and two TDs and recorded his third multi-TD game of the season.

2006 (with Atl.): Played in all 16 games for the second consecutive season as the primary backup to starting QB Michael Vick... Threw for 208 yards on 18-of-27 passing with one TD and two INTs on the year...**(12/31) at Phi.:** Saw his most extensive action of the year in the season finale, completing 15-of-21 passes for 175 yards with one TD and one INT.

2005 (with Atl.): Played in every game with one start, completing 33-of-64 passes for 495 yards with four TDs on the season... Rushed nine times for 76 yards (8.4 avg.)...**(10/9) vs. NE:** Made second career start and completed 18-of-34 passes for 298 yards with three TDs and a 112.1 quarterback rating...Led fourth-quarter comeback from 15-point deficit to tie the game at 28 with four minutes remaining...**(1/1/06) vs. Car.:** Played in the second half and completed 9-of-13 passes for 110 yards with one TD.

2004 (with Atl.): Saw action in six games with one start as a rookie and served as a backup to QB Michael Vick the remaining 10 games...Completed 33-of-70 passes for 330 yards with one TD and four INTs...**(11/28) at NO:** Made his first NFL start and completed 17-of-41 passes for 188 yards with two INTs and rushed four times for 21 yards...**(1/2/05) at Sea.:** Filled in as a sub in the second quarter and completed 14-of-22 passes for 132 yards with one TD and one INT.

COLLEGE: Played in 40 games over four seasons at Virginia...Holds school career records for pass completions (716), attempts (1,069), passing yards (7,502), total offense yards (7,560), TD passes (56), 300-yard passing games (eight) and 200-yard passing games (20)...Completed 66.9 percent of his passes during his career, the second best mark at the time in NCAA Division 1-A history, topped only by Tim Couch of Kentucky (67.2 percent, 1996-98)...Was a 2003 Heisman Trophy candidate after being named the 2002 Atlantic Coast Conference Player of the Year...Completed 281-of-403 passes for 2,952 yards, 18 TDs and 10 INTs as a senior, earning All-ACC first-team honors after being named ACC Player of the Year and Offensive Player of the Year as a junior in 2002.

PERSONAL: Attended East High School in West Chester, Pa. ...Lettered in football, baseball and basketball...Completed 277-of-544 passes for 3,990 yards and 35 TDs during his career as he set school records for pass attempts, completions, yards per game and total yards for the Vikings...Created GR8 Hope Foundation in 2011 with the objective to provide resources and support to promote lasting improvements and bring healing to children with medical needs, hope for our future generations, and happiness to the children and their families enduring medical challenges.

ADDITIONAL STATISTICS: RECEIVING: Receptions – 1 in 2012. Yards – (-6) in 2012.

SINGLE-GAME HIGHS: PASSING: Attempts – 62, vs. Bal., 12/13/10. Completions – 43, vs. Jac., 11/18/12. Yards – 527, vs. Jac., 11/18/12. TDs – 5, vs. Jac., 11/18/12. INTs – 3, two times; last: at SF, 10/6/13. Long – 80t, at TB, 11/13/11. RUSHING: Attempts – 8, at Buf., 11/1/09. Yards – 56, vs. Min., 10/2/05. Long – 23, vs. Min., 10/2/05. TDs – 1, four times; last: vs. Cle., 11/6/11.

MATT SCHAUB'S CAREER STATISTICS

		PASSING											RUSHING						
Year	Team	GP	GS	Att.	Cmp.	Yds	Pct.	Yds/Att.	TD	Int.	Lg	Sk/Lst	Rtng	Att.	Yds	Avg.	Lg	TD	
2004	Atlanta	6	1	70	33	330	47.1	4.71	1	4	59	4/14	42.0	8	26	3.3	11	0	
2005	Atlanta	16	1	64	33	495	51.6	7.73	4	0	53	6/27	98.1	9	76	8.4	23	0	
2006	Atlanta	16	0	27	18	208	66.7	7.70	1	2	47	2/8	71.2	7	21	3.0	19	0	
2007	Houston	11	11	289	192	2,241	66.4	7.75	9	9	77t	16/126	87.2	17	52	3.1	12	0	
2008	Houston	11	11	380	251	3,043	66.1	8.01	15	10	65	23/149	92.7	31	68	2.2	10	2	
2009	Houston	16	16	583	396	4,770	67.9	8.18	29	15	72t	25/149	98.6	48	57	1.2	19	0	
2010	Houston	16	16	574	365	4,370	63.6	7.61	24	12	60	32/226	92.0	22	28	1.3	8	0	
2011	Houston	10	10	292	178	2,479	61.0	8.49	15	6	80t	16/98	96.8	15	9	0.6	3	2	
2012	Houston	16	16	544	350	4,008	64.3	7.37	22	12	60t	27/216	90.7	21	-9	-0.4	8	0	
2013	Houston	10	8	358	219	2,310	61.2	6.45	10	14	46	21/162	73.0	5	24	4.8	7	0	
Totals		128	90	3,181	2,035	24,254	64.0	7.62	130	84	80t	172/1,175	89.8	183	352	1.9	23	4	
POSTSEASON																			
Year	Team	GP	GS	Att.	Cmp.	Yds	Pct.	Yds/Att.	TD	Int.	Lg	Sk/Lst	Rtng	Att.	Yds	Avg.	Lg	TD	
2004	Atlanta	1	0	0	0	0	-	-	0	0	-	0/0	0.0	0	0	-	-	0	
2012	Houston	2	2	89	63	605	70.8	6.80	2	2	28	1/9	87.5	5	2	0.4	2	0	
Totals		3	2	89	63	605	70.8	6.80	2	2	28	1/9	87.5	5	2	0.4	2	0	



MATT SCHaub GAME-BY-GAME

2013, HOUSTON

Date	Opp.	GP	GS	Att.	Cmp.	Yds	Pct.	PASSING				Lg	Sk/Lst	Rtng	RUSHING				
								Yds/Att.	TD	Int.					Att.	Yds	Avg.	Lg	TD
9/9	at SD-W	1	1	45	34	346	75.6	7.69	3	1	30	2/17	110.0		0	0	-	-	0
9/15	Ten-W	1	1	48	26	298	54.2	6.21	3	2	32	2/18	76.6		0	0	-	-	0
9/22	at Bal-L	1	1	35	25	194	71.4	5.54	0	1	18	3/24	72.8		0	0	-	-	0
9/29	Sea-L	1	1	49	31	355	63.3	7.24	2	2	31t	4/30	81.6		1	5	5.0	5	0
10/6	at SF-L	1	1	35	19	173	54.3	4.94	0	3	19	1/6	32.2		0	0	-	-	0
10/13	StL-L	1	1	21	15	186	71.4	8.86	0	0	41	3/10	98.5		0	0	-	-	0
10/20	at KC-L																		
11/3	Ind-L																		
11/10	at Ari-L																		
11/17	Oak-L	1	0	25	12	155	48.0	6.20	0	0	23	0/0	67.9		0	0	-	-	0
11/24	Jac-L																		
12/1	NE-L																		
12/5	at Jac-L	1	0	29	17	198	58.6	6.83	1	1	46	2/28	76.5		1	7	7.0	7	0
12/15	at Ind-L																		
12/22	Den-L	1	1	37	18	176	48.6	4.76	1	2	40	3/23	48.9		1	5	5.0	5	0
12/29	at Ten-L	1	1	34	22	229	64.7	6.74	0	2	31	1/6	59.6		2	7	3.5	7	0
Totals		10	8	358	219	2,310	61.2	6.45	10	14	46	21/162	73.0		5	24	4.8	7	0

2012, HOUSTON

Date	Opp.	GP	GS	Att.	Cmp.	Yds	Pct.	PASSING				Lg	Sk/Lst	Rtng	RUSHING				
								Yds/Att.	TD	Int.					Att.	Yds	Avg.	Lg	TD
9/9	Mia-W	1	1	31	20	266	64.5	8.58	1	0	29	2/12	102.4		4	-2	-0.5	2	0
9/16	at Jac-W	1	1	35	26	195	74.3	5.57	0	0	18	0/0	87.2		2	-3	-1.5	-1	0
9/23	at Den-W	1	1	30	17	290	56.7	9.67	4	1	60t	1/6	115.3		0	0	-	-	0
9/30	Ten-W	1	1	28	20	202	71.4	7.21	2	0	33	0/0	115.5		2	-2	-1.0	-1	0
10/8	at NYJ-W	1	1	28	14	209	50.0	7.46	1	1	34t	0/0	71.9		0	0	-	-	0
10/14	GB-L	1	1	33	20	232	60.6	7.03	0	2	27	3/24	56.6		1	0	0.0	0	0
10/21	Bal-W	1	1	37	23	256	62.2	6.92	2	0	34	2/17	100.7		1	-2	-2.0	-2	0
11/4	Buf-W	1	1	27	19	268	70.4	9.93	2	0	39t	2/12	126.8		1	-1	-1.0	-1	0
11/11	at Chi-W	1	1	26	14	95	53.8	3.65	1	2	23	1/7	42.9		2	-2	-1.0	-1	0
11/18	Jac-W	1	1	55	43	527	78.2	9.58	5	2	48t	2/23	121.7		0	0	-	-	0
11/22	at Det-W	1	1	48	29	315	60.4	6.56	1	1	43	2/19	78.0		2	-1	-0.5	0	0
12/2	at Ten-W	1	1	35	21	207	60.0	5.91	2	0	54t	0/0	95.8		4	5	1.3	8	0
12/10	at NE-L	1	1	32	19	232	59.4	7.25	0	1	30	2/24	68.8		0	0	-	-	0
12/16	Ind-W	1	1	31	23	261	74.2	8.42	1	0	52	3/22	109.7		0	0	-	-	0
12/23	Min-L	1	1	32	18	178	56.3	5.56	0	0	19	3/25	72.1		0	0	-	-	0
12/30	at Ind-L	1	1	36	24	275	66.7	7.64	0	2	39	4/25	66.3		2	-1	-0.5	0	0
Totals		16	16	544	350	4,008	64.3	7.37	22	12	60t	27/216	90.7		21	-9	-0.4	8	0
1/5/13	Cin-W	1	1	38	29	262	76.3	6.89	0	1	22	0/0	83.4		4	1	0.3	2	0
1/13/13	at NE-L	1	1	51	34	343	66.7	6.73	2	1	28	1/9	90.6		1	1	1.0	1	0
Postseason Totals		2	2	89	63	605	70.8	6.80	2	2	28	1/9	87.5		5	2	0.4	2	0

2011, HOUSTON

Date	Opp.	GP	GS	Att.	Cmp.	Yds	Pct.	PASSING				Lg	Sk/Lst	Rtng	RUSHING				
								Yds/Att.	TD	Int.					Att.	Yds	Avg.	Lg	TD
9/11	Ind-W	1	1	24	17	220	70.8	9.17	1	2	25	1/3	78.5		4	0	0.0	3	0
9/18	at Mia-W	1	1	29	21	230	72.4	7.93	2	0	43	3/23	118.5		2	2	1.0	3	0
9/25	at NO-L	1	1	39	22	373	56.4	9.56	3	1	62	2/9	103.9		0	0	-	-	0
10/2	Pit-W	1	1	21	14	138	66.7	6.57	1	0	30	0/0	100.9		2	1	0.5	2	0
10/9	Oak-L	1	1	51	24	416	47.1	8.16	2	2	60	3/13	72.0		1	0	0.0	0	0
10/16	at Bal-L	1	1	37	21	220	56.8	5.95	1	0	32t	4/20	83.2		1	3	3.0	3	0
10/23	at Ten-W	1	1	23	18	296	78.3	12.87	2	0	78t	0/0	147.7		0	0	-	-	0
10/30	Jac-W	1	1	30	16	225	53.3	7.50	1	0	30	2/23	88.9		1	2	2.0	2t	1
11/6	Cle-W	1	1	23	14	119	60.9	5.17	0	1	22	0/0	56.3		3	0	0.0	2t	1
11/13	at TB-W	1	1	15	11	242	73.3	16.13	2	0	80t	1/7	154.9		1	1	1.0	1	0
11/27	at Jac-W																		
12/4	Atl-W																		
12/11	at Cin-W																		
12/18	Car-L																		
12/22	at Ind-L																		
1/1/12	Ten-L																		
Totals		10	10	292	178	2,479	61.0	8.49	15	6	80t	16/98	96.8		15	9	0.6	3	2



MATT SCHAUB GAME-BY-GAME

2010, HOUSTON

Date	Opp.	GP	GS	Att.	Cmp.	Yds	Pct.	PASSING						RUSHING				
								Yds/Att.	TD	Int.	Lg	Sk/Lst	Rtng	Att.	Yds	Avg.	Lg	TD
9/12	Ind-W	1	1	17	9	107	52.9	6.29	1	1	23	2/9	67.5	3	-3	-1.0	-1	0
9/19	at Was-W	1	1	52	38	497	73.1	9.56	3	1	50	5/29	114.0	1	2	2.0	2	0
9/26	Dal-L	1	1	32	23	241	71.9	7.53	1	2	26	4/25	77.7	0	0	-	-	0
10/3	at Oak-W	1	1	29	16	192	55.2	6.62	2	0	31	0/0	98.6	3	1	0.3	2	0
10/10	NYG-L	1	1	34	16	196	47.1	5.76	0	1	48	3/25	53.1	1	-1	-1.0	-1	0
10/17	KC-W	1	1	33	25	305	75.8	9.24	2	0	44	2/16	123.9	1	3	3.0	3	0
11/1	at Ind-L	1	1	38	22	201	57.9	5.29	1	1	28t	3/18	70.2	1	1	1.0	1	0
11/7	SD-L	1	1	32	21	267	65.6	8.34	0	1	33	2/15	78.5	2	1	0.5	1	0
11/14	at Jac-L	1	1	32	22	314	68.8	9.81	2	0	60	0/0	121.1	3	14	4.7	14	0
11/21	at NYJ-L	1	1	33	19	254	57.6	7.70	1	0	43t	1/8	92.2	1	3	3.0	3	0
11/28	Ten-W	1	1	35	25	178	71.4	5.09	2	0	21	2/20	101.8	2	-2	-1.0	-2	0
12/2	at Phi-L	1	1	36	22	337	61.1	9.36	2	1	42	2/14	99.0	0	0	-	-	0
12/13	Bal-L	1	1	62	31	393	50.0	6.34	3	2	46t	2/15	72.8	1	8	8.0	8	0
12/19	at Ten-L	1	1	54	35	325	64.8	6.02	2	1	23	4/32	85.8	0	0	-	-	0
12/26	at Den-L	1	1	33	23	310	69.7	9.39	1	1	47	0/0	96.8	1	0	0.0	0	0
1/2/11	Jac-W	1	1	22	18	253	81.8	11.50	1	0	41	0/0	129.7	2	1	0.5	2	0
Totals		16	16	574	365	4,370	63.6	7.61	24	12	60	32/226	92.0	22	28	1.3	8	0

2009, HOUSTON

Date	Opp.	GP	GS	Att.	Cmp.	Yds	Pct.	PASSING						RUSHING				
								Yds/Att.	TD	Int.	Lg	Sk/Lst	Rtng	Att.	Yds	Avg.	Lg	TD
9/13	NYJ-L	1	1	33	18	166	54.5	5.03	0	1	27	2/21	55.9	1	6	6.0	6	0
9/20	at Ten-W	1	1	39	25	357	64.1	9.15	4	0	72t	0/0	127.8	4	4	1.0	4	0
9/27	Jac-L	1	1	35	26	300	74.3	8.57	3	1	25	2/14	116.4	1	5	5.0	5	0
10/4	Oak-W	1	1	22	11	224	50.0	10.18	1	1	62	4/15	82.4	5	-1	-0.2	-1	0
10/11	at Ari-L	1	1	50	35	371	70.0	7.42	2	1	27	0/0	96.3	3	5	1.7	5	0
10/18	at Cin-W	1	1	40	28	392	70.0	9.80	4	1	59	2/7	124.2	3	-1	-0.3	-1	0
10/25	SF-W	1	1	30	20	264	66.7	8.80	2	0	44	2/18	116.5	5	9	1.8	9	0
11/1	at Buf-W	1	1	34	25	268	73.5	7.88	0	2	36	1/11	71.7	8	3	0.4	3	0
11/8	at Ind-L	1	1	43	32	311	74.4	7.23	1	2	45	2/10	82.6	3	21	7.0	21	0
11/23	Ten-L	1	1	39	25	305	64.1	7.82	2	0	49	4/22	105.2	1	0	0.0	0	0
11/29	Ind-L	1	1	42	31	284	73.8	6.76	2	2	22	2/10	87.8	2	6	3.0	6	0
12/6	at Jac-L	1	1	27	19	207	70.4	7.67	1	1	53	2/7	89.6	1	7	7.0	7	0
12/13	Sea-W	1	1	39	29	365	74.4	9.36	2	1	64t	0/0	109.5	1	-2	-2.0	-2	0
12/20	at STL-W	1	1	40	28	367	70.0	9.18	1	0	49	0/0	107.0	5	-3	-0.6	-3	0
12/27	at Mia-W	1	1	31	20	286	64.5	9.23	2	1	44t	1/6	102.4	3	-3	-1.0	-3	0
1/3/10	NE-W	1	1	39	24	303	61.5	7.77	2	1	26	1/8	92.1	2	1	0.5	1	0
Totals		16	16	583	396	4,770	67.9	8.18	29	15	72t	25/149	98.6	48	57	1.2	19	0

2008, HOUSTON

PASSING														RUSHING				
Date	Opp.	GP	GS	Att.	Cmp.	Yds	Pct.	Yds/Att.	TD	Int.	Lg	Sk/Lst	Rtng	Att.	Yds	Avg.	Lg	TD
9/7	at Pit-L	1	1	33	25	202	75.8	6.12	1	2	24	5/43	75.6	2	4	2.0	4t	1
9/21	at Ten-L	1	1	37	17	188	45.9	5.08	0	3	49	3/17	27.8	3	12	4.0	6	0
9/28	at Jac-L	1	1	40	29	307	72.5	7.68	3	0	34	0/0	119.5	5	24	4.8	10	0
10/5	Ind-L	(INACTIVE - ILLNESS)																
10/12	Mia-W	1	1	42	22	379	52.4	9.02	1	2	61	1/8	71.4	4	15	3.8	9	1
10/19	Det-W	1	1	31	26	267	83.9	8.61	2	0	25	3/13	124.1	2	1	0.5	1	0
10/26	Cin-W	1	1	28	24	280	85.7	10.00	3	0	39t	1/5	144.0	4	-2	-0.5	2	0
11/2	at Min-L	1	1	16	11	139	68.8	8.69	0	1	31	3/20	69.5	0	0	-	-	0
11/9	Bal-L	(INACTIVE - KNEE)																
11/16	at Ind-L	(INACTIVE - KNEE)																
11/23	at Cle-W	(INACTIVE - KNEE)																
12/1	Jac-W	(INACTIVE - KNEE)																
12/7	at GB-W	1	1	42	28	414	66.7	9.86	2	1	58t	1/6	104.7	1	0	0.0	0	0
12/14	Ten-W	1	1	39	23	284	59.0	7.28	1	0	65	3/16	90.1	4	7	1.8	8	0
12/21	at Oak-L	1	1	36	19	255	52.8	7.08	0	1	65	3/21	64.0	2	10	5.0	8	0
12/28	Chi-W	1	1	36	27	328	75.0	9.11	2	0	43t	0/0	121.1	4	-3	-0.8	1	0
Totals		11	11	380	251	3,043	66.1	8.01	15	10	65	23/149	92.7	31	68	2.2	10	2



MATT SCHAUB GAME-BY-GAME

2007, HOUSTON

Date	Opp.	GP	GS	Att.	Cmp.	Yds	Pct.	PASSING					Rtng	RUSHING				
								Yds/Att.	TD	Int.	Lg	Sk/Lst		Att.	Yds	Avg.	Lg	TD
9/9	KC-W	1	1	22	16	225	72.7	10.23	1	1	77t	2/19	20.2	1	-1	-1.0	-1	0
9/16	at Car-W	1	1	28	20	227	71.4	8.11	2	0	33	0/0	119.2	2	3	1.5	4	0
9/23	Ind-L	1	1	33	27	236	81.8	7.15	1	2	41	3/22	81.3	1	5	5.0	5	0
9/30	at Atl-L	1	1	40	28	317	70.0	7.93	1	0	45	1/6	101.8	5	19	3.8	12	0
10/7	Mia-W	1	1	34	20	294	58.8	8.65	0	1	49	2/16	74.9	3	6	2.0	3	0
10/14	at Jac-L	1	1	31	19	259	61.3	8.35	0	1	46	2/12	74.5	2	6	3.0	6	0
10/21	Ten-L	1	1	9	5	23	55.6	2.56	0	0	12	2/19	60.9	0	0	-	-	0
10/28	at SD-L	1	1	18	11	77	61.1	4.28	0	2	13	0/0	31.3	0	0	-	-	0
11/4	at Oak-W	(INACTIVE)																
11/18	NO-W	1	1	33	21	293	63.6	8.88	2	0	73t	1/6	112.3	2	7	3.5	4	0
11/25	at Cle-L	1	1	36	22	256	61.1	7.11	2	2	29	2/19	78.0	1	7	7.0	7	0
12/2	at Ten-L	1	1	5	3	34	60.0	6.80	0	0	19	1/7	80.4	0	0	-	-	0
12/9	TB-W	(INACTIVE)																
12/13	Den-W	(INACTIVE)																
12/23	at Ind-L	(INACTIVE)																
12/30	Jac-W	(INACTIVE)																
Totals		11	11	289	192	2,241	66.4	7.75	9	9	77t	16/126	87.2	17	52	3.1	12	0

2006, ATLANTA

Date	Opp.	GP	GS	Att.	Cmp.	Yds	Pct.	PASSING					Rtng	RUSHING				
								Yds/Att.	TD	Int.	Lg	Sk/Lst		Att.	Yds	Avg.	Lg	TD
9/10	at Car-W	1	0	0	0	0	-	-	0	0	-	0/0	0.0	0	0	-	-	0
9/17	TB-W	1	0	0	0	0	-	-	0	0	-	0/0	0.0	0	0	-	-	0
9/25	at NO-L	1	0	0	0	0	-	-	0	0	-	0/0	0.0	0	0	-	-	0
10/1	Ari-W	1	0	0	0	0	-	-	0	0	-	0/0	0.0	4	0	0.0	3	0
10/15	NYG-L	1	0	0	0	0	-	-	0	0	-	0/0	0.0	0	0	-	-	0
10/22	Pit-W	1	0	0	0	0	-	-	0	0	-	0/0	0.0	0	0	-	-	0
10/29	at Cin-W	1	0	0	0	0	-	-	0	0	-	0/0	0.0	0	0	-	-	0
11/5	at Det-L	1	0	0	0	0	-	-	0	0	-	0/0	0.0	0	0	-	-	0
11/12	Cle-L	1	0	1	0	0	0.0	0.00	0	0	-	0/0	39.6	0	0	-	-	0
11/19	at Bal-L	1	0	0	0	0	-	-	0	0	-	0/0	0.0	0	0	-	-	0
11/26	NO-L	1	0	0	0	0	-	-	0	0	-	0/0	0.0	0	0	-	-	0
12/3	at Was-W	1	0	0	0	0	-	-	0	0	-	0/0	0.0	0	0	-	-	0
12/10	at TB-W	1	0	0	0	0	-	-	0	0	-	0/0	0.0	1	0	0.0	0	0
12/16	Dal-L	1	0	5	3	33	60.0	6.60	0	1	13	0/0	40.0	0	0	-	-	0
12/24	Car-L	1	0	0	0	0	-	-	0	0	-	0/0	0.0	0	0	-	-	0
12/31	at Phi-L	1	0	21	15	175	71.4	8.33	1	1	47	2/8	92.4	2	21	10.5	19	0
Totals		16	0	27	18	208	66.7	7.70	1	2	47	2/8	71.2	7	21	3.0	19	0

2005, ATLANTA

Date	Opp.	GP	GS	Att.	Cmp.	Yds	Pct.	PASSING					Rtng	RUSHING				
								Yds/Att.	TD	Int.	Lg	Sk/Lst		Att.	Yds	Avg.	Lg	TD
9/12	Phi-W	1	0	0	0	0	-	-	0	0	0	0/0	-	0	0	-	-	0
9/18	at Sea-L	1	0	1	0	0	0.0	0.00	0	0	0	0/0	39.6	0	0	-	-	0
9/25	at Buf-W	1	0	0	0	0	-	-	0	0	0	0/0	-	0	0	-	-	0
10/2	Min-W	1	0	14	5	39	35.7	2.79	0	0	15	0/0	44.3	4	56	14.0	23	0
10/9	NE-L	1	1	34	18	298	52.9	8.76	3	0	53	3/14	112.1	2	3	1.5	2	0
10/16	at NO-W	1	0	0	0	0	-	-	0	0	0	0/0	-	0	0	-	-	0
10/24	NYJ-W	1	0	0	0	0	-	-	0	0	0	0/0	-	0	0	-	-	0
11/6	at Mia-W	1	0	0	0	0	-	-	0	0	0	0/0	-	0	0	-	-	0
11/13	GB-L	1	0	0	0	0	-	-	0	0	0	0/0	-	0	0	-	-	0
11/20	TB-L	1	0	0	0	0	-	-	0	0	0	1/1	-	0	0	-	-	0
11/24	at Det-W	1	0	0	0	0	-	-	0	0	0	0/0	-	2	7	3.5	8	0
12/4	at Car-L	1	0	0	0	0	-	-	0	0	0	0/0	-	0	0	-	-	0
12/12	NO-W	1	0	2	1	48	50.0	24.00	0	0	48	0/0	95.8	1	10	10.0	10	0
12/18	at Chi-L	1	0	0	0	0	-	-	0	0	0	0/0	-	0	0	-	-	0
12/24	at TB-L	1	0	0	0	0	-	-	0	0	0	0/0	-	0	0	-	-	0
1/1/06	Car-L	1	0	13	9	110	69.2	8.46	1	0	19	2/12	120.7	0	0	-	-	0
Totals		16	1	64	33	495	51.6	7.73	4	0	53	6/27	98.1	9	76	8.4	23	0



Kory SHEETS

30

RUNNING BACK | 5-11 | 208 | PURDUE

ACQUIRED: FA-'14 | NFL EXP.: 3 | RAIDERS EXP.: 1

HOMETOWN: MANCHESTER, CONN.

BORN: 3/31/85

Signed by San Francisco 49ers to practice squad as an undrafted free agent, Sept. 6, 2009...Signed by Miami Dolphins to active roster, Oct. 14, 2009...Re-signed by Dolphins as an exclusive-rights free agent, Aug. 4, 2011...Waived by Dolphins, Aug. 23, 2011...Signed by Carolina Panthers to practice squad, Nov. 30, 2011...Signed by Oakland Raiders as a free agent, Feb. 12, 2014.

CAREER: Running back with pro experience enters his first season in Silver and Black, having spent the past two seasons in the Canadian Football League...Totaled 2,875 rushing yards on 516 attempts (5.6 avg.) and 23 TDs in two seasons for the Saskatchewan Roughriders...Was named the 2013 Grey Cup Most Valuable Player after rushing for a Grey Cup-record 197 yards on 20 carries with two TDs in a win over the Hamilton Tiger-Cats...Made stops with San Francisco, Miami and Carolina in his first NFL stint, appearing in two games and rushing once for five yards.

AT A GLANCE

- Spent the 2012-13 seasons in the Canadian Football League, totaling 2,875 rushing yards on 516 attempts and 23 TDs.
- Won the 2013 Grey Cup MVP award, rushing for 197 yards (a Grey Cup record) on 20 carries.
- Holds Purdue record for career rushing TDs (48) and is second on the school's all-time list with 3,341 rushing yards.

2013 (with Saskatchewan Roughriders of CFL): Started 15 regular season games, West Semi-Final, West Final, and Grey Cup...Named a CFL All-Star, West Division All-Star and Grey Cup Most Valuable Player...Also named CFL Offensive Player of the Month for July, CFL Offensive Player of the Week for Weeks 3, 9, 17 and 21 and was the Roughriders' nominee for Most Outstanding Player...Finished with 287 carries for 1,598 yards and 12 TDs, and 37 receptions for 264 yards during the regular season...Added 45 carries for 245 yards and one TD, and two catches for 63 yards in the playoffs...Posted a Grey Cup-record 197 yards rushing on 20 carries and two TDs.

2012 (with Saskatchewan Roughriders of CFL): Started all 18 regular season games and the West Semi-Final at running back...Finished with 229 carries for 1,277 yards...Tied for the league lead with 11 rushing TDs...Surpassed 100 yards rushing three times...Totaled 49 catches for 517 yards and two TDs...Posted 138 yards receiving in Week 6 vs. Edmonton...Returned four kickoffs for 74 yards...In the playoffs, had five carries for 19 yards and five receptions for 77 yards and two TDs...Added one kickoff return for 13 yards.

2011 (with Mia. and Car.): Spent the offseason and training camp with the Dolphins before being waived at the end of camp...Signed to the Panthers' practice squad in late November.

2010 (with Mia.): Suffered an Achilles injury in training camp and spent the entire season on the reserve/injured list.

2009 (with SF and Mia.): Signed with the 49ers' practice squad in September and was signed to the Dolphins' active roster in October...Appeared in two games for the Dolphins and was inactive for nine others...(1/3/10) vs. Pit.: Recorded his first NFL carry, gaining five yards.

COLLEGE: A four-year letterman at Purdue, ranks second in school history behind Mike Alstott with 3,341 rushing yards and 664 carries...Holds the school record for career rushing TDs (48), a total ranked fifth all-time in Big Ten history...A 2008 All-Big Ten honorable mention, finished with 1,131 rushing yards for a school-record 16 TDs...Totaled 1,643 all-purpose yards that season, ranking sixth in school history...Ran for 859 yards and 11 TDs on 168 carries with 30 receptions for 216 yards and a pair of scores in his junior season...Majored in organizational leadership and supervision.

PERSONAL: Was an all-conference selection as a senior at Bloomfield (Conn.) High School, leading the team to a state championship that year, while also garnering all-state recognition in track and field...Mother, Krystal, participated in track and field at Morgan State...Spent this past offseason working as a "swamper," or truck driver's assistant with Fast Trucking Service, a company that specializes in moving drilling rigs and other oil-related equipment based out of Carnduff, Canada.

SINGLE-GAME HIGHS: RUSHING: Attempts: 1 – vs. Pit., 1/3/10. Yards – 5, vs. Pit., 1/3/10. Long – 5, vs. Pit., 1/3/10.



KORY SHEETS' CAREER STATISTICS

Year	Team	RUSHING							RECEIVING					TOTAL OFFENSE
		GP	GS	Att.	Yds	Avg.	Lg	TD	Rec.	Yds	Avg.	Lg	TD	
2009	Miami	2	0	1	5	5.0	5	0	0	0	-	0	0	5
Totals		2	0	1	5	5.0	5	0	0	0	-	0	0	5

KORY SHEETS GAME-BY-GAME

2009, MIAMI

Date	Opp.	RUSHING							RECEIVING					TOTAL OFFENSE
		GP	GS	Att.	Yds	Avg.	Lg	TD	Rec.	Yds	Avg.	Lg	TD	
9/13	at Atl-L				(NOT ON ROSTER)									
9/21	Ind-L				(NOT ON ROSTER)									
9/27	at SD-L				(NOT ON ROSTER)									
10/4	Buf-W				(NOT ON ROSTER)									
10/12	NYJ-W				(NOT ON ROSTER)									
10/25	NO-L				(INACTIVE)									
11/1	at NYJ-W				(INACTIVE)									
11/8	at NE-L				(INACTIVE)									
11/15	TB-W				(INACTIVE)									
11/19	at Car-W	1	0	0	0	-	-	0	0	0	-	-	0	0
11/29	at Buf-L				(INACTIVE)									
12/6	NE-W				(INACTIVE)									
12/13	at Jac-W				(INACTIVE)									
12/20	at Ten-L				(INACTIVE)									
12/27	Hou-L				(INACTIVE)									
1/3/10	Pit-L	1	0	1	5	5.0	5	0	0	0	-	-	0	5
Totals		2	0	1	5	5.0	5	0	0	0	-	-	0	5



Pat SIMS

90

DEFENSIVE TACKLE | 6-2 | 310 | AUBURN

ACQUIRED: UFA-'13 (Cin.) | NFL EXP.: 7 | RAIDERS EXP.: 2

HOMETOWN: FORT LAUDERDALE, FLA.

BORN: 11/29/85

Selected by Cincinnati Bengals in the third round (77th overall) of the 2008 NFL Draft, April 27, 2008...Re-signed by Bengals as a free agent, March 26, 2012...Signed by Oakland Raiders as an unrestricted free agent, March 14, 2013...Re-signed by Raiders as a free agent, March 28, 2014.

CAREER: Productive veteran interior defensive lineman enters his second season with the Raiders...Has logged 76 career games with 39 starts and has 228 tackles (129 solo), seven sacks, one forced fumble, one fumble recovery, one INT and two passes defended...Started all 16 games for the first time in his career in 2013...Helped the Bengals to back-to-back playoff appearances in 2011 and 2012...Was regular in line rotation for Bengals when healthy after joining Cincinnati as 2008 third-round draft pick.

2013: Saw action as both a nose tackle and as a defensive tackle, starting a career-high 16 games and leading all Raiders interior linemen with 49 tackles (31 solo)...Posted two sacks...**(9/8) at Ind.:** Started at defensive tackle in first game with the Silver and Black...Credited with a solo stop...**(9/15) vs. Jac.:** Posted four tackles (two solo)...Part of a line that limited the Jaguars to just 34 yards on the ground...**(9/23) at Den.:** Started at defensive tackle, notching two tackles (one)...**(9/29) vs. Was.:** Posted three tackles (two)...**(10/6) vs. SD:** Credited with two tackles (one)...Helped limit the Chargers to just 32 rushing yards, the lowest total allowed by the Raiders in 2013...**(10/27) vs. Pitt.:** Proved to be a dominant force on a line that limited the Steelers to just 35 rushing yards...Had three tackles (two), including one tackle for loss...**(11/10) at NYG:** Totaled five tackles (three)...**(11/17) at Hou.:** Credited with two tackles (one), including a stop of Ben Tate for a 3-yard loss in the fourth quarter...**(11/24) vs. Ten.:** Notched two tackles (one)...**(11/28) at Dal.:** Recorded two solo tackles...**(12/8) at NYJ:** Posted two tackles (one)...**(12/15) vs. KC:** Recorded first sack of the season, bursting through the middle to drop Alex Smith for a 9-yard loss in the first quarter...Credited with four solo tackles...**(12/22) at SD:** Enjoyed a breakout game, notching a career-high 13 tackles (eight)...Also got to Philip Rivers for a 5-yard loss in the first quarter, marking his second straight game with a sack.

2012 (with Cin.): Opened training camp on Active/Physically Unable to Perform list, due to hamstring injury that predated opening of training camp...Assigned to Reserve/PUP on Aug. 31...Returned to practice Oct. 31 on a roster exemption, and signed to active roster on Nov. 9...Played in eight games, logging 21 tackles, one INT and one forced fumble...**(11/11) vs. NYG:** Made season debut, logging two tackles, and had an INT of Eli Manning at the Giants' 18, setting up a Bengals TD...**(11/25) vs. Oak.:** Registered three tackles...**(12/13) at Phi.:** Posted one tackle and one forced fumble...**(12/23) at Pitt.:** Recorded season-high six tackles in playoff-clinching win at Pittsburgh, including stop of Rashard Mendenhall for a 2-yard loss on a third down, forcing a punt...**(12/30) vs. Bal.:** Had five tackles...**Postseason:** **(1/5/13) at Hou.:** Recorded four tackles in Wild Card playoff contest.

2011 (with Cin.): Played in 11 games, including one start...Logged 28 tackles with one sack...Placed on the reserve/injured list on Dec. 7 with an ankle injury...**(9/18) at Den.:** Had five tackles...**(10/9) at Jac.:** Posted three tackles, including 5-yard sack of Blaine Gabbert in first quarter...**(11/6) at Ten.:** Recorded a line-leading four tackles.

2010 (with Cin.): Played in 14 games, with eight starts, and had 44 tackles, 2.5 sacks and one pass defended...**(9/19) vs. Bal.:** Had a fourth-quarter pass deflection that resulted in an INT by LB Brandon Johnson...**(11/8) vs. Pitt.:** Started as injury replacement, recording a line-leading six tackles...**(12/12) at Pitt.:** Posted five

AT A GLANCE

- Started a career-high 16 games in his first season with the Raiders in 2013.
- After opening 2012 season on Physically Unable to Perform list, return to active status coincided with start of Bengals' 7-1 run over final eight games.
- In 2012 season debut, recorded only career INT, picking off Eli Manning.
- Was part of Auburn's undefeated season in 2004.
- Helped lead high school basketball team to Florida state championship as a junior.





tackles, including an 8-yard sack of Ben Roethlisberger...(12/19) vs. Cle.: Notched four tackles, including an 8-yard sack of Colt McCoy.

2009 (with Cin.): Played every regular season game with three starts as Bengals claimed AFC North title, but was placed on the reserve/injured list for Wild Card playoff due to right forearm fracture suffered in regular season finale at Jets...(9/20) at GB: Recovered fumble by Ryan Grant at Bengals' 38 in third quarter, setting up a TD drive that put Bengals ahead to stay at 28-21...(9/27) vs. Pit.: Had a shared sack of Ben Roethlisberger in fourth quarter that forced Steelers to punt prior to offense's game-winning TD drive.

2008 (with Cin.): Played in Bengals' last 11 games as a rookie and started six of the last seven as injuries depleted line depth... Had 50 tackles and one sack...Inactive for Games 1-5, due in part to a preseason turf toe injury...(10/12) at NYJ: Made NFL debut...Posted seven tackles, including one for loss...(11/2) vs. Jac.: Logged first NFL sack when he dropped David Garrard for 2-yard loss.

COLLEGE: Played three seasons at Auburn, entering NFL Draft after junior season...First-team All-SEC choice by Associated Press in 2007, despite playing most of year with cast to protect left hand fracture...Key force inside for '07 club that ranked sixth nationally in fewest points allowed (16.9) and average net yards allowed (197.9)...Recorded 4.5 sacks as junior...Missed the 2005 season, absent from the team due to family obligations...Majored in public administration.

PERSONAL: Attended Dillard High School in Ft. Lauderdale, Fla. ...Earned Florida Class 5A all-state honors as a senior and was named to PrepStar All-American team...Also played prep basketball and helped lead team to state championship as a junior...Youngest among 10 children in his family.

ADDITIONAL STATISTICS: Special teams tackles: 1 in 2009.

SINGLE-GAME HIGHS: TACKLES: Total – 13, at SD, 12/22/13. Solo – 8, at SD, 12/22/13. Sacks – 1, six times; last: at SD, 12/22/13. Forced fumbles – 1, at Phi., 12/13/13. Fumble recoveries – 1, at GB, 9/20/09. Interceptions – 1, vs. NYG, 11/11/12. Passes defended – vs. NYG, 11/11/12.

PAT SIMS' CAREER STATISTICS

Year	Team	GP	GS	TACKLES					Yds	INTERCEPTIONS					FUMBLES		
				Tot.	Solo	Asst.	Sacks			No.	Yds	Lg	TD	PD	FF	FR	Yds
2008	Cincinnati	11	6	50	31	19	1.0	2.0		0	0	-	0	0	0	0	0
2009	Cincinnati	16	8	36	20	16	0.5	2.5		0	0	-	0	0	0	1	0
2010	Cincinnati	14	8	44	19	25	2.5	20.0		0	0	-	0	1	0	0	0
2011	Cincinnati	11	1	28	13	15	1.0	5.0		0	0	-	0	0	0	0	0
2012	Cincinnati	8	0	21	15	6	0.0	0.0		1	3	3	0	1	1	0	0
2013	Oakland	16	16	49	31	18	2.0	14.0		0	0	-	0	0	0	0	0
Totals		76	39	228	129	99	7.0	43.5		1	3	3	0	2	1	1	0
Year	Team	GP	GS	TACKLES					Yds	INTERCEPTIONS					FUMBLES		
				Tot.	Solo	Asst.	Sacks			No.	Yds	Lg	TD	PD	FF	FR	Yds
2012	Cincinnati	1	0	4	3	1	0.0	0.0		0	0	-	0	0	0	0	0

PAT SIMS GAME-BY-GAME

2013, OAKLAND

Date	Opp.	GP	GS	TACKLES					Yds	No.	INTERCEPTIONS				FUMBLES		
				Tot.	Solo	Asst.	Sacks				Yds	Lg	TD	PD	FF	FR	Yds
9/8	at Ind-L	1	1	1	1	0	0.0	0.0	0	0	-	0	0	0	0	0	0
9/15	Jac-W	1	1	4	2	2	0.0	0.0	0	0	-	0	0	0	0	0	0
9/23	at Den-L	1	1	2	1	1	0.0	0.0	0	0	-	0	0	0	0	0	0
9/29	Was-L	1	1	3	2	1	0.0	0.0	0	0	-	0	0	0	0	0	0
10/6	SD-W	1	1	2	1	1	0.0	0.0	0	0	-	0	0	0	0	0	0
10/13	at KC-L	1	1	1	0	1	0.0	0.0	0	0	-	0	0	0	0	0	0
10/27	Pit-W	1	1	3	2	1	0.0	0.0	0	0	-	0	0	0	0	0	0
11/3	Phi-L	1	1	0	0	0	0.0	0.0	0	0	-	0	0	0	0	0	0
11/10	at NYG-L	1	1	5	3	2	0.0	0.0	0	0	-	0	0	0	0	0	0
11/17	at Hou-W	1	1	2	1	1	0.0	0.0	0	0	-	0	0	0	0	0	0
11/24	Ten-L	1	1	2	1	1	0.0	0.0	0	0	-	0	0	0	0	0	0
11/28	at Dal-L	1	1	2	2	0	0.0	0.0	0	0	-	0	0	0	0	0	0
12/8	at NYJ-L	1	1	2	1	1	0.0	0.0	0	0	-	0	0	0	0	0	0
12/15	KC-L	1	1	4	4	0	1.0	9.0	0	0	-	0	0	0	0	0	0
12/22	at SD-L	1	1	13	8	5	1.0	5.0	0	0	-	0	0	0	0	0	0
12/29	Den-L	1	1	3	2	1	0.0	0.0	0	0	-	0	0	0	0	0	0
Totals		16	16	49	31	18	2.0	14.0	0	0	-	0	0	0	0	0	0



PAT SIMS GAME-BY-GAME

2012, CINCINNATI

Date	Opp.	GP	GS	Tot.	TACKLES				Yds	No.	INTERCEPTIONS				PD	FUMBLES		
					Solo	Asst.	Sacks				Yds	Lg	TD			FF	FR	Yds
9/10	at Bal-L								(PUP - HAMSTRING)									
9/16	Cle-W								(PUP - HAMSTRING)									
9/23	at Was-W								(PUP - HAMSTRING)									
9/30	at Jac-W								(PUP - HAMSTRING)									
10/7	Mia-L								(PUP - HAMSTRING)									
10/14	at Cle-L								(PUP - HAMSTRING)									
10/21	Pit-L								(PUP - HAMSTRING)									
11/4	Den-L								(PUP - HAMSTRING)									
11/11	NYG-W	1	0	2	2	0	0.0	0.0		1	3	3	0	1		0	0	0
11/18	at KC-W	1	0	0	0	0	0.0	0.0		0	0	-	0	0		0	0	0
11/25	Oak-W	1	0	3	2	1	0.0	0.0		0	0	-	0	0		0	0	0
12/2	at SD-W	1	0	2	2	0	0.0	0.0		0	0	-	0	0		0	0	0
12/9	Dal-L	1	0	2	0	2	0.0	0.0		0	0	-	0	0		0	0	0
12/13	at Phi-W	1	0	1	1	0	0.0	0.0		0	0	-	0	0		1	0	0
12/23	at Pit-W	1	0	6	3	3	0.0	0.0		0	0	-	0	0		0	0	0
12/30	Bal-W	1	0	5	5	0	0.0	0.0		0	0	-	0	0		0	0	0
Totals		8	0	21	15	6	0.0	0.0		1	3	3	0	1		1	0	0
1/5/13	at Hou-L	1	0	4	3	1	0.0	0.0		0	0	-	0	0		0	0	0

2011, CINCINNATI

Date	Opp.	GP	GS	Tot.	TACKLES				Yds	No.	INTERCEPTIONS				PD	FUMBLES		
					Solo	Asst.	Sacks				Yds	Lg	TD			FF	FR	Yds
9/11	at Cle-W	1	0	2	1	1	0.0	0.0		0	0	-	0	0		0	0	0
9/18	at Den-L	1	0	5	2	3	0.0	0.0		0	0	-	0	0		0	0	0
9/25	SF-L	1	0	3	2	1	0.0	0.0		0	0	-	0	0		0	0	0
10/2	Buf-W	1	0	2	0	2	0.0	0.0		0	0	-	0	0		0	0	0
10/9	at Jac-W	1	0	3	1	2	1.0	5.0		0	0	-	0	0		0	0	0
10/16	Ind-W	1	1	3	2	1	0.0	0.0		0	0	-	0	0		0	0	0
10/30	at Sea-W	1	0	2	1	1	0.0	0.0		0	0	-	0	0		0	0	0
11/6	at Ten-W	1	0	4	1	3	0.0	0.0		0	0	-	0	0		0	0	0
11/13	Pit-L	1	0	0	0	0	0.0	0.0		0	0	-	0	0		0	0	0
11/20	at Bal-L	1	0	2	1	1	0.0	0.0		0	0	-	0	0		0	0	0
11/27	Cle-W	1	0	2	2	0	0.0	0.0		0	0	-	0	0		0	0	0
12/4	at Pit-L								(INACTIVE - ANKLE)									
12/11	Hou-L								(RESERVE/INJURED LIST - ANKLE)									
12/18	at StL-W								(RESERVE/INJURED LIST - ANKLE)									
12/24	Ari-W								(RESERVE/INJURED LIST - ANKLE)									
1/1/12	Bal-L								(RESERVE/INJURED LIST - ANKLE)									
Totals		11	1	28	13	15	1.0	5.0		0	0	-	0	0		0	0	0

2010, CINCINNATI

Date	Opp.	GP	GS	Tot.	TACKLES				Yds	No.	INTERCEPTIONS				PD	FUMBLES		
					Solo	Asst.	Sacks				Yds	Lg	TD			FF	FR	Yds
9/12	at NE-L								(INACTIVE)									
9/19	Bal-W	1	0	0	0	0	0.0	0.0		0	0	-	0	1		0	0	0
9/26	at Car-W	1	0	1	0	1	0.0	0.0		0	0	-	0	0		0	0	0
10/3	at Cle-L	1	0	3	2	1	0.0	0.0		0	0	-	0	0		0	0	0
10/10	TB-L	1	0	3	0	3	0.0	0.0		0	0	-	0	0		0	0	0
10/24	at Atl-L								(INACTIVE)									
10/31	Mia-L	1	0	3	2	1	0.0	0.0		0	0	-	0	0		0	0	0
11/8	Pit-L	1	1	6	3	3	0.0	0.0		0	0	-	0	0		0	0	0
11/14	at Ind-L	1	1	2	1	1	0.0	0.0		0	0	-	0	0		0	0	0
11/21	Buf-L	1	1	2	0	2	0.5	4.0		0	0	-	0	0		0	0	0
11/25	at NYJ-L	1	1	5	2	3	0.0	0.0		0	0	-	0	0		0	0	0
12/5	NO-L	1	1	2	2	0	0.0	0.0		0	0	-	0	0		0	0	0
12/12	at Pit-L	1	0	5	3	2	1.0	8.0		0	0	-	0	0		0	0	0
12/19	Cle-W	1	1	4	1	3	1.0	8.0		0	0	-	0	0		0	0	0
12/26	SD-W	1	1	4	2	2	0.0	0.0		0	0	-	0	0		0	0	0
1/2/11	at Bal-L	1	1	4	1	3	0.0	0.0		0	0	-	0	0		0	0	0
Totals		14	8	44	19	25	2.5	20.0		0	0	-	0	1		0	0	0



PAT SIMS GAME-BY-GAME

2009, CINCINNATI

Date	Opp.	GP	GS	TACKLES					Yds	No.	INTERCEPTIONS				PD	FUMBLES		
				Tot.	Solo	Asst.	Sacks				Yds	Lg	TD			FF	FR	Yds
9/13	Den-L	1	0	3	3	0	0.0	0.0	0	0	0	-	0	0	0	0	0	0
9/20	at GB-W	1	0	2	0	2	0.0	0.0	0	0	-	0	0	0	0	1	0	0
9/27	Pit-W	1	0	4	1	3	0.5	2.5	0	0	-	0	0	0	0	0	0	0
10/4	at Cle-W	1	1	3	1	2	0.0	0.0	0	0	-	0	0	0	0	0	0	0
10/11	at Bal-W	1	1	5	4	1	0.0	0.0	0	0	-	0	0	0	0	0	0	0
10/18	Hou-L	1	1	3	3	0	0.0	0.0	0	0	-	0	0	0	0	0	0	0
10/25	Chi-W	1	0	0	0	0	0.0	0.0	0	0	-	0	0	0	0	0	0	0
11/8	Bal-W	1	0	2	2	0	0.0	0.0	0	0	-	0	0	0	0	0	0	0
11/15	at Pit-W	1	0	3	0	3	0.0	0.0	0	0	-	0	0	0	0	0	0	0
11/22	at Oak-L	1	0	1	1	0	0.0	0.0	0	0	-	0	0	0	0	0	0	0
11/29	Cle-W	1	0	1	1	0	0.0	0.0	0	0	-	0	0	0	0	0	0	0
12/6	Det-W	1	1	1	0	1	0.0	0.0	0	0	-	0	0	0	0	0	0	0
12/13	at Min-L	1	1	5	2	3	0.0	0.0	0	0	-	0	0	0	0	0	0	0
12/20	at SD-L	1	1	1	0	1	0.0	0.0	0	0	-	0	0	0	0	0	0	0
12/27	KC-W	1	1	1	1	0	0.0	0.0	0	0	-	0	0	0	0	0	0	0
1/3/10	at NYJ-L	1	1	1	1	0	0.0	0.0	0	0	-	0	0	0	0	0	0	0
Totals		16	8	36	20	16	0.5	2.5	0	0	-	0	0	0	0	1	0	0

2008, CINCINNATI

Date	Opp.	GP	GS	TACKLES					Yds	No.	INTERCEPTIONS				PD	FUMBLES		
				Tot.	Solo	Asst.	Sacks				Yds	Lg	TD			FF	FR	Yds
9/7	at Bal-L			(INACTIVE)														
9/14	Ten-L			(INACTIVE)														
9/21	at NYG-L			(INACTIVE)														
9/28	Cle-L			(INACTIVE)														
10/5	at Dal-L			(INACTIVE)														
10/12	at NYJ-L	1	0	7	4	3	0.0	0.0	0	0	-	0	0	0	0	0	0	0
10/19	Pit-L	1	0	5	2	3	0.0	0.0	0	0	-	0	0	0	0	0	0	0
10/26	at Hou-L	1	0	5	5	0	0.0	0.0	0	0	-	0	0	0	0	0	0	0
11/2	Jac-W	1	0	6	4	2	1.0	2.0	0	0	-	0	0	0	0	0	0	0
11/16	Phi-T	1	1	3	3	0	0.0	0.0	0	0	-	0	0	0	0	0	0	0
11/20	at Pit-L	1	1	2	1	1	0.0	0.0	0	0	-	0	0	0	0	0	0	0
11/30	Bal-L	1	1	7	5	2	0.0	0.0	0	0	-	0	0	0	0	0	0	0
12/7	at Ind-L	1	0	4	3	1	0.0	0.0	0	0	-	0	0	0	0	0	0	0
12/14	Was-W	1	1	6	3	3	0.0	0.0	0	0	-	0	0	0	0	0	0	0
12/21	at Cle-W	1	1	3	1	2	0.0	0.0	0	0	-	0	0	0	0	0	0	0
12/28	KC-W	1	1	2	0	2	0.0	0.0	0	0	-	0	0	0	0	0	0	0
Totals		11	6	50	31	19	1.0	2.0	0	0	-	0	0	0	0	0	0	0



Antonio SMITH

97

DEFENSIVE LINE | 6-3 | 290 | OKLAHOMA STATE
ACQUIRED: UFA-'14 (Hou.) | NFL EXP.: 10 | RAIDERS EXP.: 1
HOMETOWN: OKLAHOMA CITY, OKLA.
BORN: 10/21/81

Selected by Arizona Cardinals in the fifth round (135th overall) of the 2004 NFL Draft, April 25, 2004...Waived by Cardinals, Sept. 5, 2004...Re-signed by Cardinals to practice squad, Sept. 6, 2004...Signed by Cardinals to active roster, Dec. 15, 2004...Waived by Cardinals, Sept. 4, 2005...Re-signed by Cardinals to practice squad, Sept. 8, 2005...Signed by Cardinals to active roster, Oct. 6, 2005...Re-signed by Cardinals as an exclusive-rights free agent, April 5, 2007...Re-signed by Cardinals as a restricted free agent, April 3, 2008...Signed by Houston Texans as an unrestricted free agent, March 1, 2009...Signed by Oakland Raiders as an unrestricted free agent, March 14, 2014.

CAREER: Versatile, veteran defensive lineman enters his first season with the Raiders after signing with the team in the offseason...Has played in 127-of-128 games over the past eight seasons, starting 109 of them...Played the previous five seasons with the Houston Texans, helping the team to back-to-back AFC South Division titles from 2011-12...Was named a Pro Bowler after the 2012 campaign, when he posted a career-high seven sacks...Played in 61 games with 39 starts over five seasons with the Arizona Cardinals from 2004-08...Spent the spring of 2005 with the Hamburg Sea Devils of NFL Europe, starting nine games and finishing with 28 tackles, six sacks and one forced fumble while earning All-NFL Europe honors...Career totals include 140 games played with 117 starts, 283 tackles (212 solo), 41.5 sacks, 10 forced fumbles, 11 fumble recoveries and eight passes defended.

AT A GLANCE

- Has played in 140 career games with 117 starts, totaling 283 tackles (212 solo), 41.5 sacks, 10 forced fumbles, 11 fumble recoveries and eight passes defended with the Houston Texans and Arizona Cardinals.
- Has appeared in 127-of-128 games over the past eight campaigns, starting 109.
- Was named a Pro Bowler following his 2012 season when he posted a career-high seven sacks.
- Started in Super Bowl XLII for the Cardinals in 2008.
- Played for the Hamburg Sea Devils of NFL Europe in the spring of 2005.

2013 (with Hou.): Started 15 games after being suspended for the first regular season game for an on-field altercation in the preseason...(9/15) vs. **Ten.:** Recorded three tackles (two solo) and 0.5 sacks...(9/22) at **Bal.:** Recorded two tackles (two), one sack and one forced fumble...(9/29) vs. **Sea.:** Tallied four tackles (two) and one sack...(11/3) vs. **Ind.:** Recorded three tackles (three) and tied his career high with two sacks...(11/10) at **Ari.:** Notched three tackles (one)...(11/24) vs. **Jac.:** Posted 0.5 sacks and one tackle.

2012 (with Hou.): Set career highs with seven sacks and three passes defended on the season...Named to his first Pro Bowl...Selected as one of the defensive captains for the 2012 season...(9/9) vs. **Mia.:** Assisted on a sack of Ryan Tannehill in the season opener...(9/16) at **Jac.:** Made one tackle (one solo) including assisting on a sack...(9/23) at **Den.:** Made two tackles (one)...(9/30) vs. **Ten.:** Sacked Matt Hasselbeck for a 1-yard loss, forcing a fumble on the play...(10/8) at **NYJ:** Registered three tackles...(10/21) vs. **Bal.:** Registered his third and fourth sacks of the season when he dropped Joe Flacco on consecutive plays in the fourth quarter...(11/18) vs. **Jac.:** Collected two passes defended...(11/22) at **Det.:** Recorded two tackles (two) and one pass defended...(12/2) at **Ten.:** Made two tackles, including one sack for a 9-yard loss, forced a fumble and recovered a fumble...(12/16) vs. **Ind.:** Sacked Andrew Luck for a 9-yard loss and collected two tackles...(12/23) vs. **Min.:** Registered a season-high five tackles...(12/30) at **Ind.:** Collected his seventh sack of the season when he took down Andrew Luck for a loss of seven yards in the second quarter...**Postseason: (1/5/13) vs. Cin.:** Collected two tackles in the AFC Wild Card Playoff...(1/13/13) at **NE:** Made one tackle in the AFC Divisional Playoff.

2011 (with Hou.): Played in and started all 16 games...Named one of the team's defensive captains for the 2011 season and finished second on the team with 6.5 sacks along with one forced fumble and 25 tackles (19 solos)...(9/11) vs. **Ind.:** Recorded one sack for a loss of seven yards and one forced fumble to go along with three tackles (one solo) in the season opener...(9/18) at **Mia.:** Made two solo tackles, one sack for a loss of nine yards and one pass defended...(9/25) at **NO:** Recorded one sack in his third straight game, for the second time in his career...(10/2) vs. **Pit.:** Made two solo tackles, including a fourth-quarter sack of Ben Roethlisberger...(10/16) at **Bal.:** Had three solo tackles...(1/1/12) vs. **Ten.:** Sacked Matt Hasselbeck twice in the season finale, giving him a then-career-high 6.5 sacks on the season...**Postseason: (1/7/12) vs. Cin.:** Sacked Andy Dalton for an 8-yard loss as part of a five-tackle day in the AFC Wild Card Playoff...(1/15/12) at **Bal.:** Recorded three tackles (two) in the AFC Divisional Playoff.

2010 (with Hou.): Named one of Houston's defensive captains for the 2010 season...Started all 16 games while registering 38 tackles (23 solo) and four sacks...(9/12) vs. **Ind.:** Assisted on a sack and had one pass defended...(10/3) at **Oak.:** Made four solo tackles, two sacks and one forced a fumble...(10/17) vs. **KC:** Recorded three tackles (two solo) and had one pass defended...



(11/7) vs. SD: Had four solo tackles and assisted on a sack...**(11/21) at NYJ:** Registered four tackles (two)...**(11/28) vs. Ten.:** Notched two tackles (one)...**(12/19) at Ten.:** Collected his fourth sack of the season as part of a three-tackle day...**(1/2/11) vs. Jac.:** Assisted on three tackles.

2009 (with Hou.): Made 34 tackles including 4.5 sacks, two forced fumbles and two fumble recoveries in his first season with Houston...**(9/13) vs. NYJ:** Made his Texans debut, starting at defensive end and recording three solo tackles and one forced fumble...**(10/4) vs. Oak.:** Made two solo tackles and recovered a fumble...**(10/18) at Cin.:** Assisted on one tackle and recovered a fumble...**(11/1) at Buf.:** Made his first sack as a Texan and had two tackles (two solo)...**(11/8) at Ind.:** Had two solo tackles, one sack for a loss of six yards and one forced fumble...**(11/23) vs. Ten.:** Made three solo tackles, including one for a loss...**(12/6) at Jac.:** Registered a half sack for a 10-yard loss of David Garrard, finishing with three total tackles...**(12/20) at StL.:** Made four tackles (three), including a sack of Keith Null for a loss of eight yards...**(12/27) at Mia.:** Had two tackles (one), and combined with DT Jeff Zgonina for a sack of Chad Henne for a loss of eight yards.

2008 (with Ari.): Started 10 regular season games and three playoff games for the NFC Champion Cardinals, including Super Bowl XLII...Finished with 41 total tackles (31 solo), 3.5 sacks, two forced fumbles and three fumble recoveries...**(11/16) at Sea.:** Recorded three solo tackles and his first sack of the season for an 8-yard loss...**(11/27) at Phi.:** Recorded four tackles (two solo) and 0.5 sacks...**(12/14) at Min.:** Started and recorded a season-high five solo tackles and one sack...**(12/28) vs. Sea.:** Made three solo tackles and one sack in playoff-clinching win...**Postseason: (1/3/09) vs. Atl.:** Had three solo tackles and a sack in NFC Wild Card Playoff win...**(1/10/09) at Car.:** Started and recorded two solo tackles and one sack in NFC Divisional Playoff win...**(1/18/09) vs. Phi.:** Started and had one solo tackle in NFC Championship Game victory...**Super Bowl XLII (2/1/09) vs. Pit.:** Started and notched two tackles, including one solo, in Super Bowl XLII.

2007 (with Ari.): Started 13-of-16 games and registered a career-high 44 tackles and 5.5 sacks while finishing tied for third in the NFL in fumble recoveries with three...**(9/10) at SF:** Recovered a second-quarter fumble at 49ers' 36-yard line to set up a TD in the season opener...**(9/16) vs. Sea.:** Led team with one sack in the home opener...**(9/30) vs. Pit.:** Collected four total tackles (four solo) and recorded one sack...**(10/14) vs. Car.:** Recorded one sack to set a then-single-season career high with 3.5 sacks in six games...**(11/11) vs. Det.:** Totaled one forced fumble and recovered a fumble and advanced it to the Arizona 49-yard line in the third quarter that led to a TD...**(12/2) vs. Cle.:** Recovered first-quarter fumble.

2006 (with Ari.): Appeared in all 16 games for the first time in his career, starting eight, while also recording 25 tackles, 2.5 sacks and two fumble recoveries...**(9/24) vs. StL.:** Recovered his first career fumble late in the fourth quarter...**(10/1) at Atl.:** Had four tackles, while registering his first sack of the season when he corralled Michael Vick in the second quarter...**(10/16) vs. Chi.:** Earned his first start of the season at defensive tackle and collected one tackle...**(12/3) at StL.:** Collected three tackles and 0.5 sacks...**(12/10) vs. Sea.:** Had four tackles and one sack...**(12/17) vs. Den.:** Collected a season-high five tackles and one fumble recovery, which he picked up and ran back four yards for a TD.

2005 (with Ari.): Appeared in 11 games on the season, starting eight, and posted 16 tackles and three sacks...**(11/13) at Det.:** Made his first career start and recorded four tackles, including one for a loss...**(11/27) vs. Jac.:** Recorded one tackle and one forced fumble...**(12/18) at Hou.:** Recorded his first two career sacks, bringing down David Carr while also adding three tackles...**(1/1/06) at Ind.:** Sacked Jim Sorgi for his third sack of the season.

2004 (with Ari.): Signed to the 53-man active roster on Dec. 15 after spending the first 13 weeks as a member of the practice squad...**(12/19) vs. StL.:** Made his NFL debut along the defensive line.

COLLEGE: Two-year starter at Oklahoma State after transferring from Northeastern Oklahoma A&M College...Though senior season was shortened by leg injury, still managed to record two-year totals of 60 tackles (30 solos), 8.5 sacks, 13 tackles for a loss, seven quarterback pressures and three pass deflections in 24 games...As a senior, garnered All-Big 12 Conference honorable mention by the league's coaches...Played in 11 games and finished with 29 tackles (14 solos), five sacks, seven tackles for a loss, and one pass deflection...Opened the season with six tackles vs. Nebraska, added quarterback sacks in consecutive games vs. Southwest Missouri and Southern Methodist...Collected six tackles and two sacks vs. Texas Tech, followed with six more stops vs. Oklahoma...All-Big Twelve Conference honorable mention in his first year with the Cowboys...Started 11 games at left defensive end, recording 31 tackles (16 solos) with 3.5 sacks, six tackles for a loss and two pass deflections...First appearance in OSU uniform resulted in three tackles vs. Louisiana Tech...Added four stops and one sack against UCLA, seven tackles and a stop for loss vs. Southern Methodist...Three tackles, one sack, and a hurry to force an INT vs. Nebraska...Registered sacks in consecutive games vs. Texas Tech and Baylor...Collected three stops and one tackle for loss vs. Southern Mississippi in the Houston Bowl.

PERSONAL: Attended John Marshall High School in Oklahoma City, Okla., where he was named all-city and honorable mention all-state as a senior...Did not begin playing football until ninth grade at the urging of a friend...Also lettered in track and earned all-city recognition in shot put.

ADDITIONAL STATISTICS: Touchdowns (1): vs. Den., 12/17/06, 4-yard fumble return.

SINGLE-GAME HIGHS: TACKLES: Total – 6, at Bal., 9/23/07. Solo – 5, two times; last: vs. Min., 12/23/12. Sacks – 2, five times; last: vs. Ind., 11/3/13. Passes defended – 2, vs. Jac., 11/18/12. Forced fumbles – 1, 10 times; last: at Bal., 9/22/13. Fumble recoveries – 1, 11 times; last: at Ten., 12/2/12.



ANTONIO SMITH'S CAREER STATISTICS

Year	Team	GP GS		TACKLES					INTERCEPTIONS					FUMBLES		
				Tot.	Solo	Asst.	Sacks	Yds	No.	Yds	Lg	TD	PD	FF	FR	Yds
2004	Arizona	2	0	0	0	0	0.0	0.0	0	0	-	0	0	0	0	0
2005	Arizona	11	8	16	16	0	3.0	16.0	0	0	-	0	0	0	0	0
2006	Arizona	16	8	25	15	10	2.5	9.0	0	0	-	0	0	0	2	4
2007	Arizona	16	13	44	37	7	5.5	35.0	0	0	-	0	0	1	3	10
2008	Arizona	16	10	41	31	10	3.5	24.0	0	0	-	0	0	2	3	16
2009	Houston	16	15	34	26	8	4.5	25.5	0	0	-	0	1	2	2	2
2010	Houston	16	16	38	23	15	4.0	28.0	0	0	-	0	2	1	0	0
2011	Houston	16	16	25	19	6	6.5	44.5	0	0	-	0	2	1	0	0
2012	Houston	16	16	30	23	7	7.0	51.0	0	0	-	0	3	2	1	0
2013	Houston	15	15	30	22	8	5.0	29.5	0	0	-	0	0	1	0	0
Totals		140	117	283	212	71	41.5	262.5	0	0	-	0	8	10	11	32
Year	Team	GP GS		TACKLES					INTERCEPTIONS					FUMBLES		
				Tot.	Solo	Asst.	Sacks	Yds	No.	Yds	Lg	TD	PD	FF	FR	Yds
2008	Arizona	4	3	8	7	1	2.0	10.0	0	0	-	0	0	1	1	0
2011	Houston	2	2	8	7	1	1.0	8.0	0	0	-	0	0	0	0	0
2012	Houston	2	2	3	3	0	0.0	0.0	0	0	-	0	0	0	0	0
Totals		8	7	19	17	2	3.0	18.0	0	0	-	0	0	1	1	0

ANTONIO SMITH GAME-BY-GAME

2013, HOUSTON

Date	Opp.	GP GS		TACKLES					INTERCEPTIONS					FUMBLES		
				Tot.	Solo	Asst.	Sacks	Yds	No.	Yds	Lg	TD	PD	FF	FR	Yds
9/9	at SD-L			(SUSPENDED)												
9/15	Ten-W	1	1	3	2	1	0.5	4.5	0	0	-	0	0	0	0	0
9/22	at Bal-L	1	1	2	2	0	1.0	2.0	0	0	-	0	0	1	0	0
9/29	Sea-L	1	1	4	2	2	1.0	6.5	0	0	-	0	0	0	0	0
10/6	at SF-L	1	1	1	1	0	0.0	0.0	0	0	-	0	0	0	0	0
10/13	StL-L	1	1	4	3	1	0.0	0.0	0	0	-	0	0	0	0	0
10/20	at KC-L	1	1	0	0	0	0.0	0.0	0	0	-	0	0	0	0	0
11/3	Ind-L	1	1	3	3	0	2.0	13.0	0	0	-	0	0	0	0	0
11/10	at Ari-L	1	1	3	1	2	0.0	0.0	0	0	-	0	0	0	0	0
11/17	Oak-L	1	1	3	3	0	0.5	3.5	0	0	-	0	0	0	0	0
11/24	Jac-L	1	1	1	0	1	0.0	0.0	0	0	-	0	0	0	0	0
12/1	NE-L	1	1	2	2	0	0.0	0.0	0	0	-	0	0	0	0	0
12/5	at Jac-L	1	1	2	2	0	0.0	0.0	0	0	-	0	0	0	0	0
12/15	at Ind-L	1	1	1	1	0	0.0	0.0	0	0	-	0	0	0	0	0
12/22	Den-L	1	1	0	0	0	0.0	0.0	0	0	-	0	0	0	0	0
12/29	at Ten-L	1	1	1	0	1	0.0	0.0	0	0	-	0	0	0	0	0
Totals		15	15	30	22	8	5.0	29.5	0	0	-	0	0	1	0	0

2012, HOUSTON

Date	Opp.	GP GS		TACKLES					INTERCEPTIONS					FUMBLES		
				Tot.	Solo	Asst.	Sacks	Yds	No.	Yds	Lg	TD	PD	FF	FR	Yds
9/9	Mia-W	1	1	1	0	1	0.5	4.0	0	0	-	0	0	0	0	0
9/16	at Jac-W	1	1	1	1	0	0.5	4.0	0	0	-	0	0	0	0	0
9/23	at Den-W	1	1	2	1	1	0.0	0.0	0	0	-	0	0	0	0	0
9/30	Ten-W	1	1	1	1	0	1.0	1.0	0	0	-	0	0	1	0	0
10/8	at NYJ-W	1	1	3	0	3	0.0	0.0	0	0	-	0	0	0	0	0
10/14	GB-L	1	1	2	2	0	0.0	0.0	0	0	-	0	0	0	0	0
10/21	Bal-W	1	1	3	3	0	2.0	17.0	0	0	-	0	0	0	0	0
11/4	Buf-W	1	1	0	0	0	0.0	0.0	0	0	-	0	0	0	0	0
11/11	at Chi-W	1	1	1	0	1	0.0	0.0	0	0	-	0	0	0	0	0
11/18	Jac-W	1	1	0	0	0	0.0	0.0	0	0	-	0	2	0	0	0
11/22	at Det-W	1	1	2	2	0	0.0	0.0	0	0	-	0	1	0	0	0
12/2	at Ten-W	1	1	2	2	0	1.0	9.0	0	0	-	0	0	1	1	0
12/10	at NE-L	1	1	1	0	1	0.0	0.0	0	0	-	0	0	0	0	0
12/16	Ind-W	1	1	2	2	0	1.0	9.0	0	0	-	0	0	0	0	0
12/23	Min-L	1	1	5	5	0	0.0	0.0	0	0	-	0	0	0	0	0
12/30	at Ind-L	1	1	4	4	0	1.0	7.0	0	0	-	0	0	0	0	0
Totals		16	16	30	23	7	7.0	51.0	0	0	-	0	3	2	1	0
1/5/13	Cin-W	1	1	2	2	0	0.0	0.0	0	0	-	0	0	0	0	0
1/13/13	at NE-L	1	1	1	1	0	0.0	0.0	0	0	-	0	0	0	0	0
Postseason Totals		2	2	3	3	0	0.0	0.0	0	0	-	0	0	0	0	0



ANTONIO SMITH GAME-BY-GAME

2011, HOUSTON

Date	Opp.	GP	GS	TACKLES					Yds	No.	INTERCEPTIONS					FUMBLES		
				Tot.	Solo	Asst.	Sacks				Yds	Lg	TD	PD		FF	FR	Yds
9/11	Ind-W	1	1	3	1	2	1.0	7.0	0	0	0	-	0	0	1	0	0	0
9/18	at Mia-W	1	1	2	2	0	1.0	9.0	0	0	0	-	0	1	0	0	0	0
9/25	at NO-L	1	1	2	2	0	1.0	7.0	0	0	0	-	0	0	0	0	0	0
10/2	Pit-W	1	1	2	2	0	1.0	6.0	0	0	0	-	0	0	0	0	0	0
10/9	Oak-L	1	1	1	0	1	0.5	0.5	0	0	0	-	0	0	0	0	0	0
10/16	at Bal-L	1	1	3	3	0	0.0	0.0	0	0	0	-	0	0	0	0	0	0
10/23	at Ten-W	1	1	2	1	1	0.0	0.0	0	0	0	-	0	0	0	0	0	0
10/30	Jac-W	1	1	1	1	0	0.0	0.0	0	0	0	-	0	0	0	0	0	0
11/6	Cle-W	1	1	0	0	0	0.0	0.0	0	0	0	-	0	0	0	0	0	0
11/13	at TB-W	1	1	0	0	0	0.0	0.0	0	0	0	-	0	0	0	0	0	0
11/27	at Jac-W	1	1	1	1	0	0.0	0.0	0	0	0	-	0	0	0	0	0	0
12/4	Atl-W	1	1	1	1	0	0.0	0.0	0	0	0	-	0	1	0	0	0	0
12/11	at Cin-W	1	1	1	1	0	0.0	0.0	0	0	0	-	0	0	0	0	0	0
12/18	Car-L	1	1	3	1	2	0.0	0.0	0	0	0	-	0	0	0	0	0	0
12/22	at Ind-L	1	1	1	1	0	0.0	0.0	0	0	0	-	0	0	0	0	0	0
1/1/12	Ten-L	1	1	2	2	0	2.0	15.0	0	0	0	-	0	0	0	0	0	0
Totals		16	16	25	19	6	6.5	44.5	0	0	-	0	2	1	0	0	0	0
1/7/12	Cin-W	1	1	5	5	0	1.0	8.0	0	0	0	-	0	0	0	0	0	0
1/15/12	at Bal-L	1	1	3	2	1	0.0	0.0	0	0	0	-	0	0	0	0	0	0
Postseason Totals		2	2	8	7	1	1.0	8.0	0	0	-	0	0	0	0	0	0	0

2010, HOUSTON

Date	Opp.	GP	GS	TACKLES					Yds	No.	INTERCEPTIONS					FUMBLES		
				Tot.	Solo	Asst.	Sacks				Yds	Lg	TD	PD		FF	FR	Yds
9/12	Ind-W	1	1	1	0	1	0.5	3.5	0	0	0	-	0	1	0	0	0	0
9/19	at Was-W	1	1	1	0	1	0.0	0.0	0	0	0	-	0	0	0	0	0	0
9/26	Dal-L	1	1	2	0	2	0.0	0.0	0	0	0	-	0	0	0	0	0	0
10/3	at Oak-W	1	1	4	4	0	2.0	12.0	0	0	0	-	0	0	1	0	0	0
10/10	NYG-L	1	1	1	1	0	0.0	0.0	0	0	0	-	0	0	0	0	0	0
10/17	KC-W	1	1	3	2	1	0.0	0.0	0	0	0	-	0	1	0	0	0	0
11/1	at Ind-L	1	1	4	3	1	0.0	0.0	0	0	0	-	0	0	0	0	0	0
11/7	SD-L	1	1	5	4	1	0.5	2.5	0	0	0	-	0	0	0	0	0	0
11/14	at Jac-L	1	1	0	0	0	0.0	0.0	0	0	0	-	0	0	0	0	0	0
11/21	at NYJ-L	1	1	4	2	2	0.0	0.0	0	0	0	-	0	0	0	0	0	0
11/28	Ten-W	1	1	2	1	1	0.0	0.0	0	0	0	-	0	0	0	0	0	0
12/2	at Phi-L	1	1	2	1	1	0.0	0.0	0	0	0	-	0	0	0	0	0	0
12/13	Bal-L	1	1	1	1	0	0.0	0.0	0	0	0	-	0	0	0	0	0	0
12/19	at Ten-L	1	1	3	3	0	1.0	10.0	0	0	0	-	0	0	0	0	0	0
12/26	at Den-L	1	1	2	1	1	0.0	0.0	0	0	0	-	0	0	0	0	0	0
1/2/11	Jac-W	1	1	3	0	3	0.0	0.0	0	0	0	-	0	0	0	0	0	0
Totals		16	16	38	23	15	4.0	28.0	0	0	-	0	2	1	0	0	0	0

2009, HOUSTON

Date	Opp.	GP	GS	TACKLES					Yds	No.	INTERCEPTIONS					FUMBLES		
				Tot.	Solo	Asst.	Sacks				Yds	Lg	TD	PD		FF	FR	Yds
9/13	NYJ-L	1	1	3	3	0	0.0	0.0	0	0	0	-	0	0	1	0	0	0
9/20	at Ten-W	1	0	3	2	1	0.0	0.0	0	0	0	-	0	0	0	0	0	0
9/27	Jac-L	1	1	2	2	0	0.0	0.0	0	0	0	-	0	0	0	0	0	0
10/4	Oak-W	1	1	2	2	0	0.0	0.0	0	0	0	-	0	0	0	1	0	0
10/11	at Ari-L	1	1	1	1	0	0.0	0.0	0	0	0	-	0	0	0	0	0	0
10/18	at Cin-W	1	1	1	0	1	0.0	0.0	0	0	0	-	0	0	0	1	2	2
10/25	SF-W	1	1	1	1	0	0.0	0.0	0	0	0	-	0	1	0	0	0	0
11/1	at Buf-W	1	1	2	2	0	1.0	2.0	0	0	0	-	0	0	0	0	0	0
11/8	at Ind-L	1	1	2	2	0	1.0	6.0	0	0	0	-	0	0	1	0	0	0
11/23	Ten-L	1	1	3	3	0	0.0	0.0	0	0	0	-	0	0	0	0	0	0
11/29	Ind-L	1	1	1	1	0	0.0	0.0	0	0	0	-	0	0	0	0	0	0
12/6	at Jac-L	1	1	3	1	2	1.0	5.5	0	0	0	-	0	0	0	0	0	0
12/13	Sea-W	1	1	2	1	1	0.0	0.0	0	0	0	-	0	0	0	0	0	0
12/20	at StL-W	1	1	4	3	1	1.0	8.0	0	0	0	-	0	0	0	0	0	0
12/27	at Mia-W	1	1	2	1	1	0.5	4.0	0	0	0	-	0	0	0	0	0	0
1/3/10	NE-W	1	1	2	1	1	0.0	0.0	0	0	0	-	0	0	0	0	0	0
Totals		16	15	34	26	8	4.5	25.5	0	0	-	0	1	2	2	2	2	2


ANTONIO SMITH GAME-BY-GAME
2008, HOUSTON

Date	Opp.	GP	GS	TACKLES					Yds	No.	INTERCEPTIONS				FUMBLES		
				Tot.	Solo	Asst.	Sacks				Yds	Lg	TD	PD	FF	FR	Yds
9/7	at SF-W	1	1	1	0	1	0	0.0	0.0	0	0	-	0	0	0	0	16
9/14	Mia-W	1	1	0	0	0	0.0	0.0	0	0	-	0	0	0	0	0	0
9/21	at Was-L	1	1	2	1	1	0.0	0.0	0	0	-	0	0	0	0	0	0
9/28	at NYJ-L	1	1	4	4	0	0.0	0.0	0	0	-	0	0	0	0	0	0
10/5	Buf-W	1	0	1	1	0	0.0	0.0	0	0	-	0	0	0	0	1	0
10/12	Dal-W	1	1	4	4	0	0.0	0.0	0	0	-	0	0	0	0	1	0
10/26	at Car-L	1	1	3	2	1	0.0	0.0	0	0	-	0	0	0	0	0	0
11/2	at StL-W	1	0	2	2	0	0.0	0.0	0	0	-	0	0	0	0	0	0
11/10	SF-W	1	1	0	0	0	0.0	0.0	0	0	-	0	0	0	0	0	0
11/16	at Sea-W	1	0	3	3	0	1.0	8.0	0	0	-	0	0	0	1	0	0
11/23	NYG-L	1	1	2	2	0	0.0	0.0	0	0	-	0	0	0	0	0	0
11/27	at Phi-L	1	0	4	2	2	0.5	4.0	0	0	-	0	0	0	0	0	0
12/7	StL-W	1	0	3	1	2	0.0	0.0	0	0	-	0	0	0	0	0	0
12/14	Min-L	1	1	5	5	0	1.0	5.0	0	0	-	0	0	0	0	0	0
12/21	at NE-L	1	1	4	1	3	0.0	0.0	0	0	-	0	0	0	0	0	0
12/28	Sea-W	1	0	3	3	0	1.0	7.0	0	0	-	0	0	0	1	0	0
Totals		16	10	41	31	10	3.5	24.0	0	0	-	0	0	0	2	3	16
1/10/09	at Car-W	1	1	2	2	0	1.0	7.0	0	0	-	0	0	0	1	1	0
1/18/09	Phi-W	1	1	1	1	0	0.0	0.0	0	0	-	0	0	0	0	0	0
2/1/09	Pit-L	1	1	2	1	1	0.0	0.0	0	0	-	0	0	0	0	0	0
Postseason Totals		3	3	5	4	1	1.0	7.0	0	0	-	0	0	0	1	1	0

2007, ARIZONA

Date	Opp.	TACKLES							INTERCEPTIONS					FUMBLES		
		GP	GS	Tot.	Solo	Asst.	Sacks	Yds	No.	Yds	Lg	TD	PD	FF	FR	Yds
9/10	at SF-L	1	1	2	2	0	0	0.0	0	0	-	0	0	0	0	2
9/16	Sea-W	1	0	3	3	0	1.0	3.0	0	0	-	0	0	0	0	0
9/23	at Bal-L	1	0	6	4	2	0.5	0.0	0	0	-	0	0	0	0	0
9/30	Pit-W	1	1	4	4	0	1.0	10.0	0	0	-	0	0	0	0	0
10/7	at StL-W	1	0	3	3	0	0.0	0.0	0	0	-	0	0	0	0	0
10/14	Car-L	1	1	3	2	1	1.0	7.0	0	0	-	0	0	0	0	0
10/21	at Was-L	1	1	1	0	1	0.0	0.0	0	0	-	0	0	0	0	0
11/4	at TB-L	1	1	4	4	0	0.0	0.0	0	0	-	0	0	0	0	0
11/11	Det-W	1	1	2	0	2	0.0	0.0	0	0	-	0	0	1	1	8
11/18	at Cin-W	1	1	1	1	0	0.0	0.0	0	0	-	0	0	0	0	0
11/25	SF-L	1	1	2	2	0	0.0	0.0	0	0	-	0	0	0	0	0
12/2	Cle-W	1	1	3	3	0	0.0	0.0	0	0	-	0	0	0	1	0
12/9	at Sea-L	1	1	3	2	1	0.0	0.0	0	0	-	0	0	0	0	0
12/16	at NO-L	1	1	0	0	0	0.0	0.0	0	0	-	0	0	0	0	0
12/23	Atl-W	1	1	4	4	0	1.0	7.0	0	0	-	0	0	0	0	0
12/30	StL-W	1	1	3	3	0	1.0	8.0	0	0	-	0	0	0	0	0
Totals		16	13	44	37	7	5.5	35.0	0	0	-	0	0	1	3	10

2006, ARIZONA

Date	Opp.	TACKLES								INTERCEPTIONS					FUMBLES		
		GP	GS	Tot.	Solo	Asst.	Sacks	Yds	No.	Yds	Lg	TD	PD	FF	FR	Yds	
9/10	SF-W	1	0	1	1	0	0	0.0	0.0	0	0	-	0	0	0	0	0
9/17	at Sea-L	1	0	0	0	0	0.0	0.0	0	0	-	0	0	0	0	0	0
9/24	StL-L	1	0	0	0	0	0.0	0.0	0	0	-	0	0	0	1	0	0
10/1	at Atl-L	1	0	4	4	0	1.0	3.0	0	0	-	0	0	0	0	0	0
10/8	KC-L	1	0	2	1	1	0.0	0.0	0	0	-	0	0	0	0	0	0
10/16	Chi-L	1	1	1	0	1	0.0	0.0	0	0	-	0	0	0	0	0	0
10/22	at Oak-L	1	1	0	0	0	0.0	0.0	0	0	-	0	0	0	0	0	0
10/29	at GB-L	1	0	0	0	0	0.0	0.0	0	0	-	0	0	0	0	0	0
11/12	Dal-L	1	0	0	0	0	0.0	0.0	0	0	-	0	0	0	0	0	0
11/19	Det-W	1	0	0	0	0	0.0	0.0	0	0	-	0	0	0	0	0	0
11/26	at Min-L	1	1	4	3	1	0.0	0.0	0	0	-	0	0	0	0	0	0
12/3	at StL-W	1	1	3	2	1	0.5	2.0	0	0	-	0	0	0	0	0	0
12/10	Sea-W	1	1	4	2	2	1.0	4.0	0	0	-	0	0	0	0	0	0
12/17	Den-L	1	1	5	2	3	0.0	0.0	0	0	-	0	0	0	1	4	0
12/24	at SF-W	1	1	0	0	0	0.0	0.0	0	0	-	0	0	0	0	0	0
12/31	at SD-L	1	1	1	0	1	0.0	0.0	0	0	-	0	0	0	0	0	0
Totals		16	8	25	15	10	2.5	9.0	0	0	-	0	0	0	2	4	0


ANTONIO SMITH GAME-BY-GAME
2005, ARIZONA

Date	Opp.	GP	GS	Tot.	TACKLES				No.	INTERCEPTIONS					FUMBLES		
					Solo	Asst.	Sacks	Yds		Yds	Lg	TD	PD	FF	FR	Yds	
9/11	at NYG-L				(PRACTICE SQUAD)												
9/18	StL-L				(PRACTICE SQUAD)												
9/25	at Sea-L				(PRACTICE SQUAD)												
10/2	SF-W				(PRACTICE SQUAD)												
10/9	Car-L	1	0	0	0	0	0.0	0.0	0	0	-	0	0	0	0	0	0
10/23	Ten-W	1	0	0	0	0	0.0	0.0	0	0	-	0	0	0	0	0	0
10/30	at Dal-L				(INACTIVE)												
11/6	Sea-L	1	0	2	2	0	0.0	0.0	0	0	-	0	0	0	0	0	0
11/13	at Det-L	1	1	4	4	0	0.0	0.0	0	0	-	0	0	0	0	0	0
11/20	at StL-W	1	1	1	1	0	0.0	0.0	0	0	-	0	0	0	0	0	0
11/27	Jac-L	1	1	1	1	0	0.0	0.0	0	0	-	0	0	0	0	0	0
12/4	at SF-W	1	1	0	0	0	0.0	0.0	0	0	-	0	0	0	0	0	0
12/11	Was-L	1	1	2	2	0	0.0	0.0	0	0	-	0	0	0	0	0	0
12/18	at Hou-L	1	1	3	3	0	2.0	11.0	0	0	-	0	0	0	0	0	0
12/24	Phi-W	1	1	1	1	0	0.0	0.0	0	0	-	0	0	0	0	0	0
1/1/06	at Ind-L	1	1	2	2	0	1.0	5.0	0	0	-	0	0	0	0	0	0
Totals		11	8	16	16	0	3.0	16.0	0	0	-	0	0	0	0	0	0



Jeremy STEWART

32

RUNNING BACK | 5-11 | 215 | STANFORD

ACQUIRED: FA-'12 | NFL EXP.: 3 | RAIDERS EXP.: 3

HOMETOWN: BATON ROUGE, LA.

BORN: 2/17/89

Signed by Philadelphia Eagles as an undrafted free agent, May 14, 2012...Waived by Eagles, Aug. 7, 2012...Claimed via waivers by New York Jets, Aug. 8, 2012...Waived by Jets, Aug. 27, 2012...Signed by Oakland Raiders to practice squad, Sept. 3, 2012...Promoted by Raiders to active roster, Nov. 10, 2012...Re-signed by Raiders as an exclusive-rights free agent, April 15, 2013...Re-signed by Raiders as an exclusive-rights free agent, April 2, 2014.

CAREER: Versatile running back enters his second training camp with the Raiders...Key contributor on all special teams units...Played in a career-high 13 games in 2013...Joined the Raiders' practice squad in September 2012 after being waived by the Jets at the end of training camp...Career totals include 17 games played, 27 rushes for 103 yards and one TD, adding 10 receptions for 68 yards.

2013: Appeared in 13 games, primarily on special teams...Saw his first action of the season at running back in Week 4 vs. Washington, recording his first reception of the season...Also recovered a blocked punt in the end zone for his first career TD of any kind in Week 4 vs. Washington...(9/29) vs. Was.: Made one catch for five yards...Recovered a blocked punt by RB Rashad Jennings in the end zone for a TD, giving Oakland a 7-0 first-quarter lead...Was his first career TD of any kind...(10/6) vs. SD: Hauled in one reception for five yards...(11/3) vs. Phi.: Rushed for two yards on two carries, including his first-career rushing TD...(11/24) vs. Ten.: Recorded a blocked punt late in the second quarter to set the Raiders up with good field position.

2012: Played in four games with Raiders...Originally signed by Philadelphia Eagles as an undrafted free agent...Was in training camp with the New York Jets before being signed to Raiders' practice squad...Totaled 25 rushing attempts for 101 yards (4.0 avg.), and caught eight passes for 62 yards (7.8 avg.)...Also returned three kickoffs for 43 yards (14.3 avg.)...(11/11) at Bal.: Promoted to the active roster the day before the game, and made his NFL debut and recorded his career's first seven carries...(11/18) vs. NO: Took a third-quarter screen pass for 23 yards, hurdling Malcolm Jenkins...Also returned two kickoffs...(11/25) at Cin.: Recorded a 26-yard reception down the left sideline for an important first down...(12/2) vs. Cle.: Led the team with 46 yards on nine carries (5.1 avg.), including 11- and 14-yard bursts on consecutive carries on a second-quarter FG drive...Also had a 10-yard run in the third quarter.

COLLEGE: Played four years at Stanford...Rushed for 920 career yards and 14 TDs on 209 carries in addition to catching 18 passes for 123 yards and a TD...Posted a 20.7-yard kickoff return average on 30 returns...Granted a fifth year of eligibility after playing in just four games as a junior in 2008...As a senior, rushed 55 times for 257 yards and a career-high nine TDs...In 2010, was one of five running backs who paced a Stanford ground game that averaged 213.8 yards per contest and amassed the second-highest rushing total in school history (2,779 yards).

PERSONAL: Attended Catholic High School in Baton Rouge, La. ...Helped his team to a 13-1 record and a state semifinal game...Named first-team all-state, all-district and all-metro as senior...Also earned Metro Offensive MVP honors...Finished third in the state in the 300-meter hurdles...Participated in community events in 2013, including military meet and greets and school visits.

AT A GLANCE

- Played in a career-high 13 games in 2013, playing a key role on all special teams units and contributing on offense.
- Spent nine weeks on Raiders' practice squad before being promoted to active roster and playing in four games as a rookie in 2012.
- Posted a 20.7-yard kickoff return average on 30 career returns at Stanford.
- Part of a Stanford running game as a junior that averaged 213.8 yards per contest.





ADDITIONAL STATISTICS: Special teams tackles: 5 in 2013.

SINGLE-GAME HIGHS: RUSHING: Attempts – 9, vs. Cle., 12/2/12. Yards – 46 vs. Cle., 12/2/12. Long – 14, vs. Cle., 12/2/12. Touchdowns – 1, vs. Phi., 11/3/13. RECEIVING: Receptions – 6, at Cin., 11/25/12. Yards – 37, at Cin., 11/25/12. Long – 26, at Cin., 11/25/12.

JEREMY STEWART'S CAREER STATISTICS

Year	Team	RUSHING							RECEIVING					TOTAL OFFENSE
		GP	GS	Att.	Yds	Avg.	Lg	TD	Rec.	Yds	Avg.	Lg	TD	
2012	Oakland	4	0	25	101	4.0	14	0	8	62	7.8	26	0	163
2013	Oakland	13	0	2	2	1.0	2t	1	2	6	3.0	5	0	8
Totals		17	0	27	103	3.8	14	1	10	68	6.8	26	0	171

JEREMY STEWART GAME-BY-GAME

2013, OAKLAND

Date	Opp.	RUSHING							RECEIVING					TOTAL OFFENSE
		GP	GS	Att.	Yds	Avg.	Lg	TD	Rec.	Yds	Avg.	Lg	TD	
9/8	at Ind-L	1	0	0	0	-	-	0	0	0	-	-	0	0
9/15	Jac-W	1	0	0	0	-	-	0	0	0	-	-	0	0
9/23	at Den-L	1	0	0	0	-	-	0	0	0	-	-	0	0
9/29	Was-L	1	0	0	0	-	-	0	1	5	5.0	5	0	5
10/6	SD-W	1	0	0	0	-	-	0	1	1	1.0	1	0	1
10/13	at KC-L	1	0	0	0	-	-	0	0	0	-	-	0	0
10/27	Pit-W	1	0	0	0	-	-	0	0	0	-	-	0	0
11/3	Phi-L	1	0	2	2	1.0	2t	1	0	0	-	-	0	2
11/10	at NYG-L	1	0	0	0	-	-	0	0	0	-	-	0	0
11/17	at Hou-W	1	0	0	0	-	-	0	0	0	-	-	0	0
11/24	Ten-L	1	0	0	0	-	-	0	0	0	-	-	0	0
11/28	at Dal-L	1	0	0	0	-	-	0	0	0	-	-	0	0
12/8	at NYJ-L													
12/15	KC-L													
12/22	at SD-L													
12/29	Den-L	1	0	0	0	-	-	0	0	0	-	-	0	0
Totals		13	0	2	2	1.0	2t	1	2	6	3.0	5	0	8

2012, OAKLAND

Date	Opp.	RUSHING							RECEIVING					TOTAL OFFENSE
		GP	GS	Att.	Yds	Avg.	Lg	TD	Rec.	Yds	Avg.	Lg	TD	
9/10	SD-L													
9/16	at Mia-L													
9/23	Pit-W													
9/30	at Den-L													
10/14	at Atl-L													
10/21	Jac-W													
10/28	at KC-W													
11/4	TB-L													
11/11	at Bal-L	1	0	7	22	3.1	6	0	0	0	-	-	0	22
11/18	NO-L	1	0	2	7	3.5	3	0	1	23	23.0	23	0	30
11/25	at Cin-L	1	0	7	26	3.7	8	0	6	37	6.2	26	0	63
12/2	Cle-L	1	0	9	46	5.1	14	0	1	2	2.0	2	0	48
12/6	Den-L													
12/16	KC-W													
12/23	at Car-L													
12/30	at SD-L													
Totals		4	0	25	101	4.0	14	0	8	62	7.8	26	0	163



Rod STREATER

80

WIDE RECEIVER | 6-3 | 195 | TEMPLE

ACQUIRED: FA-'12 | NFL EXP.: 3 | RAIDERS EXP.: 3

HOMETOWN: BURLINGTON, N.J.

BORN: 2/9/88

Signed by Oakland Raiders as an undrafted free agent, May 11, 2012.

CAREER: Productive wide receiver enters his third season with the Raiders...Has grown into one of the team's most reliable receivers...Led the team in receptions (60) and receiving yards (888) in 2013, setting career highs...Totalled 39 receptions as a rookie, tied for third most by an undrafted NFL player since 2002 and the fourth most by a rookie in franchise history...Made the team as an undrafted free agent in 2012...Career totals include 99 receptions for 1,472 yards and seven TDs.

2013: Appeared in 16 games, starting 14, at wide receiver and led the team with 60 receptions and 888 receiving yards...Set career highs in receptions (60), receiving yards (888) and TDs (four)...Added two rushes for 17 yards...**(9/8) at Ind.:** Started at wide receiver and totaled five receptions for 70 yards...Added one rush for nine yards...**(9/15) vs. Jac.:** Started at wide receiver and made three catches for 42 yards...Recorded a 16-yard reception on a third-and-5 to extend a drive that led to a FG...**(9/23) at Den.:** Hauled in three receptions for 42 yards, including a 28-yarder in the fourth quarter...**(10/6) vs. SD:** Totalled three receptions for 56 yards and one TD, his first of the season...His 44-yard TD reception from QB Terrelle Pryor came on the team's first play from scrimmage...**(10/27) vs. Pit.:** Started at wide receiver and totaled a team-high four catches for 45 yards...**(11/3) vs. Phi.:** Started at wide receiver and recorded 98 yards receiving - which led the team - on five receptions...Posted a season-long 66-yard catch-and-run to set up a FG...**(11/17) at Hou.:** Hauled in six receptions for 84 yards and one TD in the victory...Posted a 16-yard TD reception in the first quarter to give Oakland a 14-0 advantage...**(11/24) vs. Ten.:** Posted a team-high five catches for 93 yards...**(11/28) at Dal.:** Recorded three catches for 57 yards, including two receptions of at least 20 yards...**(12/8) at NYJ:** Recorded a game-high seven receptions for 130 yards and one TD...His 130 receiving yards set a career high...Hauled in a 48-yard TD reception in the third quarter, his third TD reception of the season...**(12/15) vs. KC:** Totalled four catches for a team-high 59 yards...**(12/29) vs. Den.:** Posted five receptions for 40 yards, including a 14-yard TD reception in the fourth quarter.

2012: Played in all 16 games, with two starts...Led the team in average per reception (15.0), posting 39 catches for 584 yards and three TDs...His 39 catches tied for the third most by an undrafted NFL player since 2000...Among Raiders rookies, his 39



grabs were good for fourth most...**(9/10) vs. SD:** Made his NFL debut and started at wide receiver, posting his first NFL reception...Late in game, caught his first NFL score on a 2-yard strike from QB Carson Palmer...**(9/23) vs. Pit.:** In a 34-31 win, moved the chains with a fourth-quarter catch, en route to a TD...**(10/21) vs. Jac.:** Made his second career start, posting two catches for 48 yards...**(10/28) at KC:** Recovered an onside kick in final minutes, helping to preserve a 26-16 win...**(11/4) vs. TB:** Registered four catches for 54 yards, including a go-ahead, 25-yard TD late in the first half...**(11/18) vs. NO:** Set up a fourth-quarter TD with a 20-yard reception to the Saints' 3...**(12/2) vs. Cle.:** Caught a 64-yard TD late in third quarter...**(12/6) vs. Den.:** Registered his first career 100-yard receiving game, on the strength of a 58-yard reception in the first quarter...**(12/16) vs. KC:** In 15-0 win, tied for the team lead with five catches, including a 9-yard reception late in the first half...**(12/30) at SD:** Tied for the team lead with four receptions.

COLLEGE: Played two years at Temple after transferring from Alfred (N.Y.) State...Played in 25 career games with 16 starts at Temple...As a senior, ranked third on team with 19 receptions for 401 yards and three TDs...Hauled in a 61-yard TD against Wyoming...Had three catches for 82 yards, including a 34-yard TD strike, against Ohio...Named Philadelphia Inquirer Academic All-Area in both 2010 and '11...As a junior, played in all 12 games with seven starts...Finished second on team with 30 receptions for 481 yards and four TDs...Named team's 2010 Newcomer of the Year...In two junior-college seasons at



Alfred (N.Y.) State, played both wide receiver and safety in two years...Had 24 receptions for 539 yards and six TDs in 2009...Also posted 20 tackles, two INTs and a forced fumble...In track, was a first-team All-American and All-Region III in the high jump... Helped track team to a regional championship in 2009...Studied strategic and organizational communications.

PERSONAL: Attended Burlington Township (N.J.) High School...An All-Patriot Division honoree at defensive back...Also first-team all-county selection in the high jump...One of the Raiders' most active community participants, participated in many events, including hospital visits, food bank visits, Play 60 events and Toys for Tots...Launched the Rod Streater Foundation in June 2014 to help promote healthy lifestyles, technology, culture and the arts through youth activities.

ADDITIONAL STATISTICS: Two-point conversions - 1, vs. SD, 9/10/12. Miscellaneous tackles - 1 in 2012, 1 in 2013; NFL totals: 2.

SINGLE-GAME HIGHS: RECEIVING: Receptions - 7, at NYJ, 12/8/13. Yards - 130 at NYJ, 12/8/13. Long - 66, vs. Phi., 11/3/12. Touchdowns - 1, seven times; last: vs. Den., 12/29/13. RUSHING: Attempts - 1, two times; last: at Hou., 11/17/13. Yards - 9, at Ind., 9/8/13. Long - 9, at Ind., 9/8/13.

ROD STREATER'S CAREER STATISTICS

Year	Team	GP	GS	RECEIVING				TD	RUSHING				TD	TOTAL OFFENSE
				Rec.	Yds	Avg.	Lg		Att.	Yds	Avg.	Lg		
2012	Oakland	16	2	39	584	15.0	64t	3	0	0	-	-	0	584
2013	Oakland	16	14	60	888	14.8	66	4	2	17	8.5	9	0	905
Totals		32	16	99	1,472	14.9	66	7	2	17	8.5	9	0	1,489

ROD STREATER GAME-BY-GAME

2013, OAKLAND

Date	Opp.	GP	GS	RECEIVING						TD	RUSHING					TOTAL OFFENSE
				Rec.	Yds	Avg.	Lg		Att.		Yds	Avg.	Lg	TD		
9/8	at Ind-L	1	1		5	70	14.0	18	0		1	9	9.0	9	0	79
9/15	Jac-W	1	1	3	42	14.0	17	0		0	0	-	-	0		42
9/23	at Den-L	1	1	3	42	14.0	28	0		0	0	-	-	0		42
9/29	Was-L	1	1	2	18	9.0	14	0		0	0	-	-	0		18
10/6	SD-W	1	1	3	56	18.7	44t	1		0	0	-	-	0		56
10/13	at KC-L	1	1	3	46	15.3	18	0		0	0	-	-	0		46
10/27	Pit-W	1	1	4	45	11.3	16	0		0	0	-	-	0		45
11/3	Phi-L	1	1	5	98	19.6	66	0		0	0	-	-	0		98
11/10	at NYG-L	1	0	1	6	6.0	6	0		0	0	-	-	0		6
11/17	at Hou-W	1	0	6	84	14.0	36	1		1	8	8.0	8	0		92
11/24	Ten-L	1	1	5	93	18.6	23	0		0	0	-	-	0		93
11/28	at Dal-L	1	1	3	57	19.0	27	0		0	0	-	-	0		57
12/8	at NYJ-L	1	1	7	130	18.6	48t	1		0	0	-	-	0		130
12/15	KC-L	1	1	4	59	14.8	26	0		0	0	-	-	0		59
12/22	at SD-L	1	1	1	2	2.0	2	0		0	0	-	-	0		2
12/29	Den-L	1	1	5	40	8.0	14t	1		0	0	-	-	0		40
Totals		16	14	60	888	14.8	66	4		2	17	8.5	9	0		905

2012, OAKLAND

Date	Opp.	GP	GS	RECEIVING					TD	RUSHING					TOTAL OFFENSE
				Rec.	Yds	Avg.	Lg			Att.	Yds	Avg.	Lg	TD	
9/10	SD-L	1	1	4	27	6.8	13		0	0	-	-	0	27	
9/16	at Mia-L	1	0	2	19	9.5	13	0	0	0	-	-	0	19	
9/23	Pit-W	1	0	2	22	11.0	17	0	0	0	-	-	0	22	
9/30	at Den-L	1	0	0	0	-	-	0	0	0	-	-	0	0	
10/14	at Atl-L	1	0	3	24	8.0	14	0	0	0	-	-	0	24	
10/21	Jac-W	1	1	2	41	20.5	23	0	0	0	-	-	0	41	
10/28	at KC-W	1	0	1	9	9.0	9	0	0	0	-	-	0	9	
11/4	TB-L	1	0	4	54	13.5	25t	1	0	0	-	-	0	54	
11/11	at Bal-L	1	0	1	11	11.0	11	0	0	0	-	-	0	11	
11/18	NO-L	1	0	2	26	13.0	20	0	0	0	-	-	0	26	
11/25	at Cin-L	1	0	0	0	-	-	0	0	0	-	-	0	0	
12/2	Cle-L	1	0	3	96	32.0	64t	1	0	0	-	-	0	96	
12/6	Den-L	1	0	4	100	25.0	58	0	0	0	-	-	0	100	
12/16	KC-W	1	0	5	62	12.4	19	0	0	0	-	-	0	62	
12/23	at Car-L	1	0	2	16	8.0	12	0	0	0	-	-	0	16	
12/30	at SD-L	1	0	4	77	19.3	38	0	0	0	-	-	0	77	
Totals		16	2	39	584	15.0	64t	3	0	0	-	-	0	584	



Neiko THORPE

31

CORNERBACK | 6-1 | 200 | AUBURN

ACQUIRED: FA-'14 | NFL EXP.: 2 | RAIDERS EXP.: 1

HOMETOWN: TUCKER, GA.

BORN: 2/1/90

Signed by Kansas City Chiefs as an undrafted free agent, March 30, 2012...Waived by Chiefs, Aug. 31, 2012...Re-signed by Chiefs to practice squad, Sept. 1, 2012...Waived by Chiefs, Oct. 9, 2012...Re-signed by Chiefs to practice squad, Oct. 11, 2012...Signed by Chiefs to active roster, Nov. 12, 2012...Waived by Chiefs, Aug. 25, 2013...Signed by Oakland Raiders as a reserve/future free agent, Jan. 13, 2014.

CAREER: Experienced cornerback enters his first season with the Raiders...Has played nine career games, all with Kansas City in 2012...Tallied four tackles in two games of action on defense.

2013 (with KC): Spent the offseason and training camp with the Chiefs before being waived at the end of camp.

2012 (with KC): Appeared in nine games, primarily on special teams...Spent eight weeks on the Chiefs' practice squad...(10/7) vs. Bal.: Made NFL debut, playing primarily on special teams...(12/2) vs. Car.: Recorded two fourth-quarter stops of Steve Smith, marking the first two tackles of his career...(12/23) vs. Ind.: Tallied two fourth-quarter tackles of Reggie Wayne.

COLLEGE: Played in 51 games (40 starts) at Auburn, compiling 279 tackles (172 solo), seven INTs, 35 passes defended, a fumble recovery and a blocked field goal returned for a TD...Started all 13 contests as a senior in 2011, registering 102 tackles (51 solo), six passes defended and a fumble recovery...Appeared in 14 games (13 starts) as a junior in 2010, earning second-team Preseason All-SEC honors and helping the Tigers capture the 2011 BCS National Championship...Started all 13 games as a sophomore in 2009, tying for 20th in the SEC with an average of 6.5 tackles per game and finishing third on his team with 84 tackles...Played in 11 games (one start) as a true freshman in 2008, earning a spot on the Coaches' All-SEC Freshman Team...Majored in philosophy.

PERSONAL: Attended Tucker (Ga.) High School...Named an Under Armour All-American as a senior...Had 64 tackles including six tackles for loss, 11 pass breakups, three INTs and forced a fumble as a senior...Registered 18 sacks as a junior...Was honorable mention all-county as a junior...Rated as 11th best cornerback in nation by Scouts.com...Name is pronounced KNEE-co.

NEIKO THORPE'S CAREER STATISTICS

Year	Team	GP	GS	TACKLES				Yds	INTERCEPTIONS					FUMBLES		
				Tot.	Solo	Asst.	Sacks		No.	Yds	Lg	TD	PD	FF	FR	Yds
2012	Kansas City	9	0	4	4	0	0.0	0.0	0	0	-	0	0	0	0	0
Totals		9	0	4	4	0	0.0	0.0	0	0	-	0	0	0	0	0

NEIKO THORPE GAME-BY-GAME

2012, KANSAS CITY

Date	Opp.	GP	GS	TACKLES					Yds	INTERCEPTIONS					FUMBLES		
				Tot.	Solo	Asst.	Sacks	Yds		No.	Yds	Lg	TD	PD	FF	FR	Yds
9/9	Atl-L																
9/16	at Buf-L																
9/23	at NO-W																
9/30	SD-L																
10/7	Bal-L	1	0	0	0	0	0.0	0.0	0	0	-	0	0	0	0	0	0
10/14	at TB-L																
10/28	Oak-L																
11/1	at SD-L																
11/12	at Pit-L	1	0	0	0	0	0.0	0.0	0	0	-	0	0	0	0	0	0
11/18	Cin-L	1	0	0	0	0	0.0	0.0	0	0	-	0	0	0	0	0	0
11/25	Den-L	1	0	0	0	0	0.0	0.0	0	0	-	0	0	0	0	0	0
12/2	Car-W	1	0	2	2	0	0.0	0.0	0	0	-	0	0	0	0	0	0
12/9	at Cle-L	1	0	0	0	0	0.0	0.0	0	0	-	0	0	0	0	0	0
12/16	at Oak-L	1	0	0	0	0	0.0	0.0	0	0	-	0	0	0	0	0	0
12/23	Ind-L	1	0	2	2	0	0.0	0.0	0	0	-	0	0	0	0	0	0
12/30	at Den-L	1	0	0	0	0	0.0	0.0	0	0	-	0	0	0	0	0	0
Totals		9	0	4	4	0	0.0	0.0	0	0	-	0	0	0	0	0	0



Torell TROUP

64

DEFENSIVE TACKLE | 6-3 | 320 | UCF

ACQUIRED: FA-'14 | NFL EXP.: 4 | RAIDERS EXP.: 1

HOMETOWN: CONYERS, GA.

BORN: 6/23/88

Selected by Buffalo Bills in the second round (41st overall) of the 2010 NFL Draft, April 23, 2010...Waived by Bills, Aug. 31, 2013...Signed by Oakland Raiders as a reserve/future free agent on Jan. 2, 2014.

CAREER: Former second-round pick has appeared in 21 games with two starts, totaling 31 tackles (17 solo) and two passes defended...Spent the entire 2012 season on the reserve/injured list...He totaled eight tackles (six solo) in 2011 before being placed on Injured Reserve...Played 15 games in 2010, totaling 23 tackles and two passes defended.

AT A GLANCE

- Played in 21 games for the Bills after being selected by Buffalo in the second round of the 2010 NFL Draft.
- Was plagued by a serious back injury in 2011 and 2012.
- Was a two-time All-Conference USA selection at UCF.

2013 (with Buf.): Spent the offseason and training camp with the Bills before being waived at the end of camp.

2012 (with Buf.): Went through training camp with Buffalo before being placed on the reserve/injured list on Aug. 23.

2011 (with Buf.): In his second professional season, made eight tackles for Buffalo in six games before being placed on the reserve/injured list...**(10/2) at Cin.:** Made his season debut, notching two tackles...**(11/13) at Dal.:** Set season high with three tackles (two solo)...Was placed on the reserve/injured list on Nov. 30.

2010 (with Buf.): Played in 15 games, with two starts, in his rookie season and totaled 23 tackles with two passes defended...**(10/10) vs. Jac.:** Made first career start and tallied four tackles, three solo, and a pass defended...**(11/28) vs. Pit.:** Tied his career high with four tackles...**(1/2/11) at NYJ:** Matched a career best with four total tackles.

COLLEGE: A two-time All-Conference USA nose tackle at UCF, started 39-of-50 games with 108 total tackles (63 solo) for the Golden Knights...Named a team captain and started all 13 games as a senior in 2009 and totaled 35 tackles (19 solo), with two sacks, five tackles for loss and three quarterback pressures...Made a season-best five tackles at Southern Miss...Earned All-Conference USA second-team honors as a junior in 2008, starting all 12 games...Finished second on the team and sixth in the conference with a career-best 12.5 tackles for loss...Tallied two sacks and one forced fumble with two passes defended...Started 11-of-14 games as a sophomore in 2007 at defensive tackle, registering 19 tackles (13 solo), with two sacks and 6.5 stops for loss...Played in nine games, including three starts, as a freshman in 2006...Posted first career tackle at Houston in second start...Made collegiate debut against Southern Miss.

PERSONAL: Three-year letterman at Salem High School in Canton, Mich. ...Two-time first-team all-state performer as a junior and senior and two-time first-team all-area selection...First-team All-North Georgia defensive tackle...Named Atlanta Touchdown Club Player of the Week during his senior season.

TORELL TROUP'S CAREER STATISTICS

Year	Team	GP	GS	TACKLES				Yds	INTERCEPTIONS					FUMBLES		
				Tot.	Solo	Asst.	Sacks		No.	Yds	Lg	TD	PD	FF	FR	Yds
2010	Buffalo	15	2	23	11	12	0.0	0.0	0	0	-	0	2	0	0	0
2011	Buffalo	6	0	8	6	2	0.0	0.0	0	0	-	0	0	0	0	0
Totals		21	2	31	17	14	0.0	0.0	0	0	-	0	2	0	0	0




TORELL TROUP GAME-BY-GAME

2011, BUFFALO

Date	Opp.	GP	GS	Tot.	TACKLES				Yds	No.	INTERCEPTIONS					FUMBLES		
					Solo	Asst.	Sacks				Yds	Lg	TD	PD		FF	FR	Yds
9/11	at KC-W				(INACTIVE)													
9/18	Oak-W				(INACTIVE)													
9/25	NE-W				(INACTIVE)													
10/2	at Cin-L	1	0	2	1	1	0.0	0.0	0	0	0	-	0	0	0	0	0	0
10/9	Phi-W				(INACTIVE)													
10/16	at NYG-L	1	0	0	0	0	0.0	0.0	0	0	-	0	0	0	0	0	0	0
10/30	Was-W	1	0	0	0	0	0.0	0.0	0	0	-	0	0	0	0	0	0	0
11/6	NYJ-L	1	0	1	1	0	0.0	0.0	0	0	-	0	0	0	0	0	0	0
11/13	at Dal-L	1	0	3	2	1	0.0	0.0	0	0	-	0	0	0	0	0	0	0
11/20	at Mia-L	1	0	2	2	0	0.0	0.0	0	0	-	0	0	0	0	0	0	0
11/27	at NYJ-L				(INACTIVE)													
12/4	Ten-L				(RESERVE/INJURED LIST - BACK)													
12/11	at SD-L				(RESERVE/INJURED LIST - BACK)													
12/18	Mia-L				(RESERVE/INJURED LIST - BACK)													
12/24	Den-L				(RESERVE/INJURED LIST - BACK)													
1/1/11	at NE-L				(RESERVE/INJURED LIST - BACK)													
Totals		6	0	8	6	2	0.0	0.0	0	0	-	0	0	0	0	0	0	0

2010, BUFFALO

Date	Opp.	GP	GS	Tot.	TACKLES				Yds	No.	INTERCEPTIONS					FUMBLES		
					Solo	Asst.	Sacks				Yds	Lg	TD	PD		FF	FR	Yds
9/12	Mia-L	1	0	1	0	1	0.0	0.0	0	0	-	0	0	0	0	0	0	0
9/19	at GB-L	1	0	1	1	0	0.0	0.0	0	0	-	0	1	0	0	0	0	0
9/26	at NE-L	1	0	1	1	0	0.0	0.0	0	0	-	0	0	0	0	0	0	0
10/3	NYJ-L	1	0	1	1	0	0.0	0.0	0	0	-	0	0	0	0	0	0	0
10/10	Jac-L	1	1	4	3	1	0.0	0.0	0	0	-	0	1	0	0	0	0	0
10/24	at Bal-L	1	1	2	1	1	0.0	0.0	0	0	-	0	0	0	0	0	0	0
10/31	at KC-L	1	0	2	0	2	0.0	0.0	0	0	-	0	0	0	0	0	0	0
11/7	Chi-L	1	0	0	0	0	0.0	0.0	0	0	-	0	0	0	0	0	0	0
11/14	Det-W	1	0	1	0	1	0.0	0.0	0	0	-	0	0	0	0	0	0	0
11/21	at Cin-W	1	0	1	0	1	0.0	0.0	0	0	-	0	0	0	0	0	0	0
11/28	Pit-L	1	0	4	2	2	0.0	0.0	0	0	-	0	0	0	0	0	0	0
12/5	at Min-L				(INACTIVE)													
12/12	Cle-W	1	0	1	0	1	0.0	0.0	0	0	-	0	0	0	0	0	0	0
12/19	at Mia-W	1	0	0	0	0	0.0	0.0	0	0	-	0	0	0	0	0	0	0
12/26	NE-L	1	0	0	0	0	0.0	0.0	0	0	-	0	0	0	0	0	0	0
1/2/11	at NYJ-L	1	0	4	2	2	0.0	0.0	0	0	-	0	0	0	0	0	0	0
Totals		15	2	23	11	12	0.0	0.0	0	0	-	0	2	0	0	0	0	0



Justin TUCK

91

DEFENSIVE END | 6-5 | 265 | NOTRE DAME

ACQUIRED: UFA-'14 (NYG) | NFL EXP.: 10 | RAIDERS EXP.: 1

HOMETOWN: KELLYTON, ALA.

BORN: 3/29/83

Selected by New York Giants in the third round (74th overall) of the 2005 NFL Draft, April 23, 2005...Signed by Oakland Raiders as an unrestricted free agent, March 13, 2014.

CAREER: Veteran defensive end enters his first season with the Raiders after signing with the team this offseason...Spent his first nine seasons with the New York Giants, helping the team win Super Bowls XLII and XLVI...Was named to the Pro Bowl in 2008 and 2010...Was voted by his teammates as a defensive captain from 2010-13...His 60.5 sacks rank him sixth on the Giants' all-time sack list...Career totals include 127 games played with 90 starts, 431 tackles (302 solo), 60.5 sacks, 20 forced fumbles, six fumble recoveries, two INTs and 23 passes defended...His postseason totals include games played with five starts, 32 tackles (26 solo), 5.5 sacks, one forced fumble and one pass defended...Has totaled four sacks in his two Super Bowl appearances, both victories over the New England Patriots.

AT A GLANCE

- Two-time Pro Bowler in 2008 and 2010.
- Helped the Giants win two Super Bowls during his tenure in New York, Super Bowls XLII and XLVI.
- Ranks sixth on the Giants' all-time sack list with 60.5.
- Has four seasons of double-digit sacks.
- Was voted New York's defensive captain from 2010-13.
- Posted two sacks in each of the Giants' Super Bowl wins.
- Is Notre Dame's all-time sack leader with 24.5 sacks.

2013 (with NYG): Played in all 16 games on the season, posting double-digit sacks for the fourth time in his career...Voted defensive captain...Led the Giants in sacks with 11...**(9/8) at Dal.:** Finished second on the team with eight tackles (three solo) and 0.5 sacks, his 50th career sack...**(9/15) vs. Den.:** Started at defensive end and recorded eight tackles (four)...**(10/21) vs. Min.:** Posted four tackles (two) and one sack...Was part of a unit that held Adrian Peterson to just 28 rushing yards...**(11/24) vs. Dal.:** Totaled four tackles (three) and one sack...**(12/1) at Was.:** Was named the NFC Defensive Player of the Week for his performance in the victory...Recorded a career-high four sacks, five tackles and one forced fumble...**(12/8) at SD:** Collected six tackles (five), two sacks and one forced fumble...**(12/22) vs. Det.:** Posted two tackles and one INT, the second of his career...**(12/29) vs. Was.:** Recorded six tackles (four), two sacks and one forced fumble.

2012 (with NYG): Appeared in 15 games and made 14 starts on the season...Voted defensive captain...Missed one game (12/23 at Bal.) due to a neck injury...**(9/5) vs. Dal.:** Posted four tackles in the season opener...**(10/7) vs. Cle.:** Recorded a season-high six tackles (three solo) in the team's victory...**(10/21) vs. Was.:** Posted six tackles (four) and registered his first sack of the season, taking down Robert Griffin III for an 8-yard loss...**(11/4) vs. Pit.:** Made five tackles (three) and added two sacks of Ben Roethlisberger...**(12/9) vs. NO:** Credited with five tackles (three)...**(9/30) vs. Phi.:** Recorded one sack of Michael Vick for a 4-yard loss in the season finale.

2011 (with NYG): Played in 12 regular season games with 11 starts, the first time since 2006 he did not play all 16 games...Voted defensive captain...Missed four games due to a neck injury...Started all four postseason games, helping the Giants win Super Bowl XLVI...Added 3.5 sacks in the playoffs, tied for the team lead...**(9/19) vs. StL.:** Made his season debut and notched five tackles (four solo) and 1.5 sacks of Sam Bradford...**(10/30) vs. Mia.:** Returned to action after missing three games and shared a sack with DE Mathias Kiwanuka...**(12/4) vs. GB:** Posted five tackles (four) and one sack, taking down Aaron Rodgers for a 7-yard loss...**(12/18) vs. Was.:** Recorded a season-high seven tackles (four)...**(1/1/12) vs. Dal.:** Posted two tackles and one sack in the Giants' division-clinching win...**Postseason: (1/8/12) vs. Atl.:** Recorded four tackles (three) as the Giants' defense shut out the Falcons in their Wild Card victory...**(1/22/12) at SF:** Posted four tackles (three) and 1.5 sacks in the victory, sending New York to the Super Bowl...**Super Bowl XLVI (2/5/12) at NE:** Registered three tackles and two sacks in the team's victory in Super Bowl XLVI...Marked the second Super Bowl in which he recorded a multi-sack game.

2010 (with NYG): Started all 16 games at defensive end for the second time in his career...Voted as the team's defensive captain for the first time...Finished the season with 11.5 sacks, tied for the team lead...His 11.5 sacks ranked fourth in the NFC and seventh in the NFL...Led the NFL with five fumble recoveries...Finished third on the team with 76 tackles...Named to his second Pro Bowl in three seasons...Was voted to the Pro Football Writers Association's first-team All-Pro and the Associated Press' second-team All-Pro...Recorded at least 0.5 sacks in six consecutive games and one fumble recovery in three...**(9/26) vs. Ten.:** Made a season-high eight tackles (three solo)...**(10/3) vs. Chi.:** Recorded seven solo tackles, three sacks and one forced fumble in the team's victory...The three sacks marked a then-career high...**(10/10) at Hou.:** Posted six tackles (four), one sack and one fumble recovery in the win...**(11/21) at Phi.:** Registered seven tackles (six), three sacks and two forced fumbles...Marked the second time on the year that he recorded three sacks in a game.



2009 (with NYG): Appeared in all 16 games, making 15 starts...Finished fourth on the team with 59 tackles, second with six sacks, tied for first with four forced fumbles and first with 10 passes defended...(9/13) vs. Was.: Was named the NFC Defensive Player of the Week for the first time in his career...Posted five tackles (four solo), 1.5 sacks and one pass defended in the season-opening victory...(10/11) vs. Oak.: Recorded six solo tackles, two sacks, one forced fumble and one fumble recovery in the victory...(12/27) vs. Car.: Posted a season-best eight tackles (five solo) and 0.5 sacks.

2008 (with NYG): Started all 16 regular season games for the first time in his career...Finished with a team- and career-high 12 sacks...Registered four multi-sack games...Posted his first career INT and TD...Was selected to his first Pro Bowl as a starter for the NFC...Also selected to the first-team All-Pro by the Associated Press and the Pro Football Writers Association and first-team All-NFC by the PFWA...(9/4) vs. Was.: Registered six tackles (four solo) and one sack in the season opener...Opened the season with an 8-yard sack of Jason Campbell on the Redskins' first play from scrimmage...(9/14) at StL.: Posted two tackles, two sacks, one INT and one pass defended...Returned INT 41 yards for a TD, the first of his career...(10/19) vs. SF: Recorded three tackles and two sacks of J.T. O'Sullivan and two forced fumbles...(11/2) vs. Dal.: Matched a season high with six tackles (five solo) and set a season high with 2.5 sacks of Brad Johnson...(11/30) at Was.: Matched a season high with six tackles and posted two sacks...Postseason: (1/11/09) vs. Phi.: Totaled five tackles (four) in the Divisional round.

2007 (with NYG): Played in all 16 regular season games for the first time in his career...His 10 sacks marked the first time in his career he reached double-digit sacks and ranked second on the team...Was part of a unit that led the NFL in sacks (53)...(9/9) at Dal.: Posted four solo tackles and one sack of Tony Romo for a 9-yard loss...(9/16) vs. GB: Collected three tackles and one sack of Brett Favre...(9/30) vs. Phi.: Made seven tackles (six solo) and added two sacks of Donovan McNabb...Part of a unit that produced 12 sacks in the game...(12/2) at Chi.: Posted three tackles (two) and added 1.5 sacks of Rex Grossman...(12/16) vs. Was.: Made a season-high eight tackles (seven) and one sack...Postseason: (1/6/08) at TB: Posted three tackles (two) in the team's Wild Card victory...(1/20/08) at GB: Recorded four tackles (three) and one pass defended in the team's victory in the NFC Championship Game...Super Bowl XLII (2/3/08) at NE: Racked up a postseason-best six tackles (five), two sacks and one forced fumble in the Giants' victory in Super Bowl XLII.

2006 (with NYG): Played in six games before being placed on the reserve/injured list with a foot injury that required surgery...(9/24) at Sea.: Saw action as a reserve at defensive tackle and defensive end, finishing with three tackles (one solo).

2005 (with NYG): Played in 14 regular season games and started one as a rookie...(12/4) vs. Dal.: Finished with two solo tackles, one sack and one forced fumble in the victory...(12/31) at Oak.: Contributed two solo tackles and one pass defended.



COLLEGE: Played in 36 games with 22 starts in three seasons at Notre Dame...Established the school record with 24.5 career sacks, topping the previous mark of 22.5 by Kory Minor (1995-98)...Recorded 164 tackles (113 solo), 43 tackles for a loss, four forced fumbles and seven passes defended...His 43 stops behind the line of scrimmage broke the previous school record of 42 by Anthony Weaver (1998-2001)...All-American Dream Team selection by the NFL Draft Report as a senior...Named team's Most Valuable Player...Enjoyed a breakout year in 2003, when he set the school single-season record with 13.5 sacks, 73 tackles, three forced fumbles and 19 stops behind the line of scrimmage...All-American third-team and All-Independent first-team selection by the NFL Draft Report...Majored in business management.

PERSONAL: Attended Central Coosa County High School in Kellyton, Ala. ...Played linebacker...Career totals include 492 tackles, 37 sacks, 26 forced fumbles and 17 fumble recoveries on defense...Caught 115 passes for 2,106 yards and 17 TDs during his career on offense...Was named the Alabama Class 4A Player of the Year as a senior in 2000, leading his team to a 10-2 mark...Named an All-State selection and selected to play in the Alabama-Mississippi All-Star game...Posted 167 tackles and nine sacks as a senior at middle linebacker...Also played basketball and baseball...Cousin, Adalius Thomas, played football at Southern Mississippi and in the NFL for Baltimore and New England...Named 2011 Giants Man of the Year...Tuck's R.U.S.H.



for Literacy program aspires to encourage children to Read, Understand, Succeed and Hope as they continue to nurture literacy in their lives...The charity program is committed to raising funds to donate books and other reading materials to benefit New York and Central Alabama communities...Helped make sandwiches at the Community FoodBank of N.J. that were distributed to shelters in N.J. for those who were affected by Hurricane Sandy in 2012.

ADDITIONAL STATISTICS: Touchdowns (1): at StL., 9/14/08, 41-yard interception return. Special teams tackles – 12 in 2005, 6 in 2006, 2 in 2007; NFL totals: 20.

SINGLE-GAME HIGHS: TACKLES: Total – 8, five times; last: vs. Den., 9/15/13. Solo – 8, vs. Was., 12/16/07. Sacks – 4, at Was., 12/1/13. Forced fumbles – 2, three times; last: vs. Was., 12/5/10. Fumble recoveries – 1, six times; last: at GB, 12/26/10. Interceptions – 1, two times, last: at Det., 12/22/13. Passes defended – 2, two times; last: at NYJ, 11/24/11.

JUSTIN TUCK'S CAREER STATISTICS

Year	Team	GP	GS	TACKLES					Yds	INTERCEPTIONS					FUMBLES		
				Tot.	Solo	Asst.	Sacks			No.	Yds	Lg	TD	PD	FF	FR	Yds
2005	NY Giants	14	1	19	15	4	1.0	7.0		0	0	-	0	1	1	0	0
2006	NY Giants	6	0	4	2	2	0.0	0.0		0	0	-	0	0	0	0	0
2007	NY Giants	16	2	63	46	17	10.0	60.5		0	0	-	0	1	2	0	0
2008	NY Giants	16	16	65	51	14	12.0	84.5		1	41	41t	1	2	3	0	0
2009	NY Giants	16	15	59	45	14	6.0	28.5		0	0	-	0	8	5	1	0
2010	NY Giants	16	16	76	48	28	11.5	86.5		0	0	-	0	4	6	5	4
2011	NY Giants	12	11	37	27	10	5.0	40.0		0	0	-	0	3	1	0	0
2012	NY Giants	15	14	45	27	18	4.0	25.0		0	0	-	0	1	0	0	0
2013	NY Giants	16	15	63	41	22	11.0	65.5		1	-2	-2	0	3	2	0	0
Totals		127	90	431	302	129	60.5	397.5		2	39	41t	1	23	20	6	4
Year	Team	GP	GS	TACKLES					Yds	INTERCEPTIONS					FUMBLES		
				Tot.	Solo	Asst.	Sacks			No.	Yds	Lg	TD	PD	FF	FR	Yds
2005	NY Giants	1	0	1	1	0	0.0	0.0		0	0	-	0	0	0	0	0
2007	NY Giants	4	0	14	11	3	2.0	14.0		0	0	-	0	1	1	0	0
2008	NY Giants	1	1	5	4	1	0.0	0.0		0	0	-	0	0	0	0	0
2011	NY Giants	4	4	12	10	2	3.5	14.5		0	0	-	0	0	0	0	0
Totals		10	5	32	26	6	5.5	28.5		0	0	-	0	1	1	0	0

JUSTIN TUCK GAME-BY-GAME

2013, NEW YORK GIANTS

Date	Opp.	GP	GS	TACKLES					Yds	No.	INTERCEPTIONS					FUMBLES		
				Tot.	Solo	Asst.	Sacks				Yds	Lg	TD	PD		FF	FR	Yds
9/8	at Dal-L	1	1	8	3	5	0.5	4.0		0	0	-	0	0	0	0	0	0
9/15	Den-L	1	1	8	4	4	0.0	0.0		0	0	-	0	0	0	0	0	0
9/22	at Car-L	1	1	2	2	0	0.0	0.0		0	0	-	0	0	0	0	0	0
9/29	at KC-L	1	1	1	1	0	0.0	0.0		0	0	-	0	0	0	0	0	0
10/6	Phi-L	1	1	3	1	2	0.0	0.0		0	0	-	0	0	0	0	0	0
10/10	at Chi-L	1	0	2	2	0	0.0	0.0		0	0	-	0	1	0	0	0	0
10/21	Min-W	1	1	4	2	2	1.0	14.0		0	0	-	0	0	0	0	0	0
10/27	at Phi-W	1	1	2	2	0	0.0	0.0		0	0	-	0	0	0	0	0	0
11/10	Oak-W	1	1	2	2	0	0.0	0.0		0	0	-	0	1	0	0	0	0
11/17	GB-W	1	1	2	1	1	0.0	0.0		0	0	-	0	0	0	0	0	0
11/24	Dal-L	1	1	4	3	1	1.0	10.0		0	0	-	0	0	0	0	0	0
12/1	at Was-W	1	1	5	4	1	4.0	21.0		0	0	-	0	0	0	0	0	0
12/8	at SD-L	1	1	6	5	1	2.0	5.0		0	0	-	0	0	1	0	0	0
12/15	Sea-L	1	1	6	3	3	0.5	2.5		0	0	-	0	0	0	0	0	0
12/22	at Det-W	1	1	2	2	0	0.0	0.0		1	-2	-2	0	1	0	0	0	0
12/29	Was-W	1	1	6	4	2	2.0	9.0		0	0	-	0	0	1	0	0	0
Totals		16	15	63	41	22	11.0	65.5		1	-2	-2	0	3	2	0	0	0



JUSTIN TUCK GAME-BY-GAME

2012, NEW YORK GIANTS

Date	Opp.	TACKLES								INTERCEPTIONS					FUMBLES		
		GP	GS	Tot.	Solo	Asst.	Sacks	Yds	No.	Yds	Lg	TD	PD	FF	FR	Yds	
9/5	Dal-L	1	1	4	1	3	0	0.0	0.0	0	0	-	0	0	0	0	
9/16	TB-W	1	1	3	3	0	0.0	0.0	0	0	-	0	0	0	0	0	
9/20	at Car-W	1	1	3	2	1	0.0	0.0	0	0	-	0	0	0	0	0	
9/30	at Phi-L	1	1	4	2	2	0.0	0.0	0	0	-	0	0	0	0	0	
10/7	Cle-W	1	1	6	3	3	0.0	0.0	0	0	-	0	0	0	0	0	
10/14	at SF-W	1	1	0	0	0	0.0	0.0	0	0	-	0	0	0	0	0	
10/21	Was-W	1	1	6	4	2	1.0	8.0	0	0	-	0	0	0	0	0	
10/28	at Dal-W	1	1	0	0	0	0.0	0.0	0	0	-	0	0	0	0	0	
11/4	Pit-L	1	1	5	3	2	2.0	13.0	0	0	-	0	1	0	0	0	
11/11	at Cin-L	1	1	2	0	2	0.0	0.0	0	0	-	0	0	0	0	0	
11/25	GB-W	1	1	1	1	0	0.0	0.0	0	0	-	0	0	0	0	0	
12/3	at Was-L	1	1	2	2	0	0.0	0.0	0	0	-	0	0	0	0	0	
12/9	NO-W	1	1	5	3	2	0.0	0.0	0	0	-	0	0	0	0	0	
12/16	at Atl-L	1	1	2	2	0	0.0	0.0	0	0	-	0	0	0	0	0	
12/23	at Bal-L	(INACTIVE - NECK)															
12/30	Phi-W	1	0	2	1	1	1.0	4.0	0	0	-	0	0	0	0	0	
Totals		15	14	45	27	18	4.0	25.0	0	0	-	0	1	0	0	0	

2011, NEW YORK GIANTS

Date	Opp.	TACKLES								INTERCEPTIONS					FUMBLES		
		GP	GS	Tot.	Solo	Asst.	Sacks	Yds	No.	Yds	Lg	TD	PD	FF	FR	Yds	
9/11	at Was-L						(INACTIVE - NECK)										
9/19	StL-W	1	1	5	4	1	1.5	19.0	0	0	-	0	0	0	0	0	
9/25	at Phi-W	1	1	1	1	0	0.0	0.0	0	0	-	0	0	0	0	0	
10/2	at Ari-W						(INACTIVE - NECK)										
10/9	Sea-L						(INACTIVE - NECK)										
10/16	Buf-W						(INACTIVE - NECK)										
10/30	Mia-W	1	0	1	1	0	0.5	5.0	0	0	-	0	0	0	0	0	
11/6	at NE-W	1	1	3	2	1	0.0	0.0	0	0	-	0	1	0	0	0	
11/13	at SF-L	1	1	0	0	0	0.0	0.0	0	0	-	0	0	0	0	0	
11/20	Phi-L	1	1	5	1	4	0.0	0.0	0	0	-	0	0	0	0	0	
11/28	at NO-L	1	1	4	4	0	0.0	0.0	0	0	-	0	0	0	0	0	
12/4	GB-L	1	1	5	4	1	1.0	7.0	0	0	-	0	0	0	0	0	
12/11	at Dal-W	1	1	0	0	0	0.0	0.0	0	0	-	0	0	0	0	0	
12/18	Was-L	1	1	7	4	3	0.0	0.0	0	0	-	0	0	0	0	0	
12/24	at NYJ-W	1	1	4	4	0	1.0	6.0	0	0	-	0	2	0	0	0	
1/1/12	Dal-W	1	1	2	2	0	1.0	3.0	0	0	-	0	0	1	0	0	
Totals		12	11	37	27	10	5.0	40.0	0	0	-	0	3	1	0	0	
1/8/12	Atl-W	1	1	4	3	1	0.0	0.0	0	0	-	0	0	0	0	0	
1/15/12	at GB-W	1	1	1	1	0	0.0	0.0	0	0	-	0	0	0	0	0	
1/22/12	at SF-W	1	1	4	3	1	1.5	4.5	0	0	-	0	0	0	0	0	
2/5/12	at NE-W	1	1	3	3	0	2.0	10.0	0	0	-	0	0	0	0	0	
Postseason Totals		4	4	12	10	2	3.5	14.5	0	0	-	0	0	0	0	0	



JUSTIN TUCK GAME-BY-GAME

2010, NEW YORK GIANTS

Date	Opp.	GP	GS	Tot.	TACKLES				Yds	No.	INTERCEPTIONS					FUMBLES		
					Solo	Asst.	Sacks				Yds	Lg	TD	PD		FF	FR	Yds
9/12	Car-W	1	1	4	3	1	0.0	0.0	0	0	0	-	0	0	0	0	1	0
9/19	at Ind-L	1	1	7	5	2	0.0	0.0	0	0	0	-	0	0	0	0	0	0
9/26	Ten-L	1	1	8	3	5	0.0	0.0	0	0	0	-	0	0	0	0	0	0
10/3	Chi-W	1	1	7	7	0	3.0	29.0	0	0	0	-	0	0	1	0	0	0
10/10	at Hou-W	1	1	6	4	2	1.0	8.0	0	0	0	-	0	0	0	1	4	4
10/17	Det-W	1	1	4	0	4	0.0	0.0	0	0	0	-	0	0	0	1	1	0
10/25	at Dal-W	1	1	1	1	0	0.0	0.0	0	0	0	-	0	1	1	1	1	0
11/7	at Sea-W	1	1	1	1	0	0.0	0.0	0	0	0	-	0	0	0	0	0	0
11/14	Dal-L	1	1	6	3	3	0.0	0.0	0	0	0	-	0	0	0	0	0	0
11/21	at Phi-L	1	1	7	6	1	3.0	14.0	0	0	0	-	0	0	2	0	0	0
11/28	Jac-W	1	1	5	1	4	0.5	5.5	0	0	0	-	0	2	0	0	0	0
12/5	Was-W	1	1	3	3	0	1.0	8.0	0	0	0	-	0	0	2	0	0	0
12/13	at Min-W	1	1	2	1	1	0.5	3.0	0	0	0	-	0	0	0	0	0	0
12/19	Phi-L	1	1	7	6	1	1.5	14.0	0	0	0	-	0	0	0	0	0	0
12/26	at GB-L	1	1	7	4	3	1.0	5.0	0	0	0	-	0	0	0	1	0	0
1/2/11	at Was-W	1	1	1	0	1	0.0	0.0	0	0	0	-	0	1	0	0	0	0
Totals		16	16	76	48	28	11.5	86.5	0	0	0	-	0	4	6	5	4	

2009, NEW YORK GIANTS

Date	Opp.	GP	GS	Tot.	TACKLES				Yds	No.	INTERCEPTIONS					FUMBLES		
					Solo	Asst.	Sacks				Yds	Lg	TD	PD		FF	FR	Yds
9/13	Was-W	1	1	5	4	1	1.5	7.5	0	0	0	-	0	1	0	0	0	0
9/20	at Dal-W	1	1	1	1	0	0.0	0.0	0	0	0	-	0	0	0	0	0	0
9/27	at TB-W	1	0	0	0	0	0.0	0.0	0	0	0	-	0	0	0	0	0	0
10/4	at KC-W	1	1	3	2	1	0.0	0.0	0	0	0	-	0	1	1	0	0	0
10/11	Oak-W	1	1	6	6	0	2.0	10.0	0	0	0	-	0	0	1	1	0	0
10/18	at NO-L	1	1	4	4	0	0.0	0.0	0	0	0	-	0	1	0	0	0	0
10/25	Ari-L	1	1	5	2	3	0.0	0.0	0	0	0	-	0	0	1	0	0	0
11/1	at Phi-L	1	1	1	1	0	0.0	0.0	0	0	0	-	0	1	0	0	0	0
11/8	SD-L	1	1	3	3	0	0.0	0.0	0	0	0	-	0	0	0	0	0	0
11/22	Atl-W	1	1	4	3	1	1.0	1.0	0	0	0	-	0	1	1	0	0	0
11/26	at Den-L	1	1	6	5	1	0.0	0.0	0	0	0	-	0	1	0	0	0	0
12/6	Dal-W	1	1	2	1	1	0.0	0.0	0	0	0	-	0	1	0	0	0	0
12/13	Phi-L	1	1	6	5	1	0.0	0.0	0	0	0	-	0	1	0	0	0	0
12/21	at Was-W	1	1	1	1	0	1.0	9.0	0	0	0	-	0	0	1	0	0	0
12/27	Car-L	1	1	8	5	3	0.5	1.0	0	0	0	-	0	0	0	0	0	0
1/3/10	at Min-L	1	1	4	2	2	0.0	0.0	0	0	0	-	0	0	0	0	0	0
Totals		16	15	59	45	14	6.0	28.5	0	0	0	-	0	8	5	1	0	

2008, NEW YORK GIANTS

Date	Opp.	GP	GS	Tot.	TACKLES				Yds	No.	INTERCEPTIONS					FUMBLES		
					Solo	Asst.	Sacks				Yds	Lg	TD	PD		FF	FR	Yds
9/4	Was-W	1	1	6	4	2	1.0	8.0	0	0	0	-	0	0	0	0	0	0
9/14	at StL-W	1	1	2	2	0	2.0	14.0	1	41	41t	1	1	1	0	0	0	0
9/21	Cin-W	1	1	4	2	2	0.0	0.0	0	0	0	-	0	0	0	0	0	0
10/5	Sea-W	1	1	4	2	2	0.0	0.0	0	0	0	-	0	0	0	0	0	0
10/13	at Cle-L	1	1	5	5	0	0.0	0.0	0	0	0	-	0	0	0	0	0	0
10/19	SF-W	1	1	3	3	0	2.0	18.0	0	0	0	-	0	0	2	0	0	0
10/26	at Pit-W	1	1	5	4	1	1.0	6.0	0	0	0	-	0	0	0	0	0	0
11/2	Dal-W	1	1	6	5	1	2.5	21.5	0	0	0	-	0	0	0	0	0	0
11/9	at Phi-W	1	1	3	3	0	0.0	0.0	0	0	0	-	0	0	0	0	0	0
11/16	Bal-W	1	1	2	2	0	0.0	0.0	0	0	0	-	0	0	0	0	0	0
11/23	at Ari-W	1	1	2	2	0	1.0	3.0	0	0	0	-	0	0	1	0	0	0
11/30	at Was-W	1	1	6	6	0	2.0	11.0	0	0	0	-	0	0	0	0	0	0
12/7	Phi-L	1	1	6	3	3	0.0	0.0	0	0	0	-	0	0	0	0	0	0
12/14	at Dal-L	1	1	5	4	1	0.5	3.0	0	0	0	-	0	0	0	0	0	0
12/21	Car-W	1	1	5	3	2	0.0	0.0	0	0	0	-	0	0	0	0	0	0
12/28	at Min-L	1	1	1	1	0	0.0	0.0	0	0	0	-	0	1	0	0	0	0
Totals		16	16	65	51	14	12.0	84.5	1	41	41t	1	2	3	0	0	0	
1/11/09	Phi-L	1	1	5	4	1	0.0	0.0	0	0	0	-	0	0	0	0	0	0



JUSTIN TUCK GAME-BY-GAME

2007, NEW YORK GIANTS


Date	Opp.	GP	GS	TACKLES					Yds	INTERCEPTIONS					FUMBLES		
				Tot.	Solo	Asst.	Sacks			No.	Yds	Lg	TD	PD	FF	FR	Yds
9/9	at Dal-L	1	1	4	4	0	1.0	9.0	0	0	-	0	0	0	0	0	0
9/16	GB-L	1	0	3	3	0	1.0	1.0	0	0	-	0	0	0	0	0	0
9/23	at Was-W	1	0	5	4	1	0.5	5.5	0	0	-	0	0	0	1	0	0
9/30	Phi-W	1	0	7	6	1	2.0	15.0	0	0	-	0	0	0	0	0	0
10/7	NYJ-W	1	1	5	4	1	0.0	0.0	0	0	-	0	1	0	0	0	0
10/15	at Atl-W	1	0	2	2	0	1.0	8.0	0	0	-	0	0	0	0	0	0
10/21	SF-W	1	0	6	4	2	1.5	11.0	0	0	-	0	0	0	0	0	0
10/28	at Mia-W	1	0	1	0	1	0.0	0.0	0	0	-	0	0	0	0	0	0
11/11	Dal-L	1	0	1	0	1	0.0	0.0	0	0	-	0	0	0	0	0	0
11/18	at Det-W	1	0	1	1	0	0.0	0.0	0	0	-	0	0	0	0	0	0
11/25	Min-L	1	0	6	4	2	0.5	1.5	0	0	-	0	0	0	0	0	0
12/2	at Chi-W	1	0	3	2	1	1.5	7.5	0	0	-	0	0	0	0	0	0
12/9	at Phi-W	1	0	3	2	1	0.0	0.0	0	0	-	0	0	0	1	0	0
12/16	Was-L	1	0	8	7	1	1.0	2.0	0	0	-	0	0	0	0	0	0
12/23	at Buf-W	1	0	3	1	2	0.0	0.0	0	0	-	0	0	0	0	0	0
12/29	NE-L	1	0	5	2	3	0.0	0.0	0	0	-	0	0	0	0	0	0
Totals		16	2	63	46	17	10.0	60.5	0	0	-	0	1	2	0	0	0
1/6/08	at TB-W	1	0	3	2	1	0.0	0.0	0	0	-	0	0	0	0	0	0
1/13/08	at Dal-W	1	0	1	1	0	0.0	0.0	0	0	-	0	0	0	0	0	0
1/20/08	at GB-W	1	0	4	3	1	0.0	0.0	0	0	-	0	1	0	0	0	0
2/3/08	at NE-W	1	0	6	5	1	2.0	14.0	0	0	-	0	0	1	0	0	0
Postseason Totals		4	0	14	11	3	2.0	14.0	0	0	-	0	1	1	0	0	0

2006, NEW YORK GIANTS

Date	Opp.	GP	GS	TACKLES					Yds	INTERCEPTIONS					FUMBLES		
				Tot.	Solo	Asst.	Sacks			No.	Yds	Lg	TD	PD	FF	FR	Yds
9/10	Ind-L	1	0	0	0	0	0.0	0.0	0	0	-	0	0	0	0	0	0
9/17	at Phi-W	1	0	1	1	0	0.0	0.0	0	0	-	0	0	0	0	0	0
9/24	at Sea-L	1	0	3	1	2	0.0	0.0	0	0	-	0	0	0	0	0	0
10/8	Was-W	1	0	0	0	0	0.0	0.0	0	0	-	0	0	0	0	0	0
10/15	at Atl-W	1	0	0	0	0	0.0	0.0	0	0	-	0	0	0	0	0	0
10/23	at Dal-W	1	0	0	0	0	0.0	0.0	0	0	-	0	0	0	0	0	0
10/29	TB-W																
11/5	Hou-W																
11/12	Chi-L																
11/20	at Jac-L																
11/26	at Ten-L																
12/3	Dal-L																
12/10	at Car-W																
12/30	at Was-W																
Totals		6	0	4	2	2	0.0	0.0	0	0	-	0	0	0	0	0	0

2005, NEW YORK GIANTS

Date	Opp.	GP	GS	TACKLES					Yds	INTERCEPTIONS					FUMBLES		
				Tot.	Solo	Asst.	Sacks			No.	Yds	Lg	TD	PD	FF	FR	Yds
9/11	Ari-W	1	0	0	0	0	0.0	0.0	0	0	-	0	0	0	0	0	0
9/19	at NO-W	1	0	1	1	0	0.0	0.0	0	0	-	0	0	0	0	0	0
9/25	at SD-L	1	0	5	4	1	0.0	0.0	0	0	-	0	0	0	0	0	0
10/2	StL-W	1	0	2	2	0	0.0	0.0	0	0	-	0	0	0	0	0	0
10/16	at Dal-L	1	0	2	2	0	0.0	0.0	0	0	-	0	0	0	0	0	0
10/23	Den-W	1	0	2	1	1	0.0	0.0	0	0	-	0	0	0	0	0	0
10/30	Was-W	1	0	1	0	1	0.0	0.0	0	0							
11/6	at SF-W																
11/13	Min-L																
11/20	Phi-W	1	0	0	0	0	0.0	0.0	0	0	-	0	0	0	0	0	0
11/27	at Sea-L	1	1	1	0	1	0.0	0.0	0	0	-	0	0	0	0	0	0
12/4	Dal-W	1	0	2	2	0	1.0	7.0	0	0	-	0	0	1	0	0	0
12/11	at Phi-W	1	0	1	1	0	0.0	0.0	0	0	-	0	0	0	0	0	0
12/17	KC-W	1	0	0	0	0	0.0	0.0	0	0	-	0	0	0	0	0	0
12/24	at Was-L	1	0	0	0	0	0.0	0.0	0	0	-	0	0	0	0	0	0
12/31	at Oak-W	1	0	2	2	0	0.0	0.0	0	0	-	0	1	0	0	0	0
Totals		14	1	19	15	4	1.0	7.0	0	0	-	0	1	1	0	0	0
1/8/06	Car-L	1	0	1	1	0	0.0	0.0	0	0	-	0	0	0	0	0	0



Menelik WATSON

71

TACKLE | 6-5 | 315 | FLORIDA STATE
ACQUIRED: D2-'13 | NFL EXP.: 2 | RAIDERS EXP.: 2
HOMETOWN: MANCHESTER, ENGLAND
BORN: 12/22/88

Selected by Oakland Raiders in the second round (42nd overall) of the 2013 NFL Draft, April 26, 2013.

2013: Saw action in five games with three starts as a rookie...

Was inactive due to injury for the first seven games...Made his NFL debut in Week 9 vs. Philadelphia, seeing action at right tackle...Started his first NFL game in Week 10 at NYG...**(11/3) vs. Phi.:** Made his NFL debut, filling in for the injured T Matt McCants at right tackle...Helped the offense total 560 yards, the third highest mark in Raiders history...**(11/10) at NYG:** Made his first NFL start at right tackle, helping Oakland rush for 107 yards...**(11/17) at Hou.:** Started the game as an extra offensive lineman and rotated in at right tackle throughout...Helped QB Matt McGloin post a 105.9 quarterback rating in his first career start...**(12/8) at NYJ:** Saw action as an extra offensive lineman and was part of a line that helped the offense rush for 150 yards against the league's top-ranked rush defense...**(12/15) vs. KC:** Saw action as an extra offensive lineman and was part of a line that did not allow a sack.

AT A GLANCE

- Appeared in five games and started three games as a rookie in 2013.
- Attended Florida State, Saddleback College and Marist College, playing football at Florida State and Saddleback and basketball at Marist.
- Named honorable-mention All-ACC after playing in 13 games with 12 starts as a senior at Florida State.
- An avid fan of Manchester City Football Club in his native England.

COLLEGE: Played final collegiate season at Florida State, completing a unique journey that included stops at Saddleback Junior College in Mission Viejo, Calif., and Marist College in Poughkeepsie, N.Y. ...Played two years of college football, lettering in basketball at Marist...As a senior at Florida State, was named honorable-mention All-ACC by conference coaches and second-team All-ACC by the NFL Draft Report...Played in 13 games with 12 starts...Allowed only one sack and was part of an offensive line that yielded just 26 sacks on the season...Part of the most productive offense in school history, as the Seminoles racked up a program-record 6,591 total yards...Aided a running game that averaged 206.1 yards per contest and produced a program-record 40 rushing TDs...Posted 10 key blocks, including two TD-resulting blocks, in a 51-7 win over Boston College...In only season at Saddleback College, earned second-team All-Southern California Football Association honors...Attended Saddleback with Kyle Long, Raider Legend and Pro Football Hall of Famer Howie Long's son...Helped team to an 8-3 record and blocked for an offense that averaged 470.4 total yards per game and 338.6 passing yards per contest...Attended Marist for two years, redshirting his first season on the basketball team as a freshman...Lettered during the 2010-11 season, playing in 29 games with 13 starts...Elected team captain as a forward/center, and averaged 4.7 points and 3.3 rebounds per game...Earned MAAC Rookie of the Week honors averaging 11 points and 4.7 rebounds in games vs. Rutgers, Lehigh and Vermont...Had career highs of 15 points and eight rebounds vs. Rutgers...Majored in general studies.

PERSONAL: Attended Burnage High School in Manchester, England...Played basketball and soccer in high school...Following high school, attended the famed Canaria Basketball Academy in Gran Canaria, Las Palmas, Spain...Spent two seasons in Spain and also played for the Orellana travelling basketball team, serving as team captain...Ardent supporter of Manchester City in the Barclays Premier League...First name is pronounced MEN-ah-lick.

MENELIK WATSON'S GAMES PLAYED/STARTED

Year	Team	GP	GS
2013	Oakland	5	3
Totals		5	3



C.J. WILSON

98

DEFENSIVE LINE | 6-3 | 300 | EAST CAROLINA

ACQUIRED: UFA-'14 (GB) | NFL EXP.: 5 | RAIDERS EXP.: 1

HOMETOWN: PINETOWN, N.C.

BORN: 3/30/87

Selected by Green Bay Packers in the seventh round (230th overall) of the 2010 NFL Draft, April 24, 2010...Signed by Oakland Raiders as an unrestricted free agent, March 28, 2014.

CAREER: Veteran defensive lineman enters his first season with the Raiders, having joined the team in the offseason...Served as a key part of the team's defensive line rotation with the Packers...Had his most productive season in 2012, appearing in 11 games with a career-high seven starts and setting new career bests with 37 tackles (18 solo) and 2.5 sacks...Played in 31-of-32 possible games in his first two NFL seasons...Played in all 16 games in 2011, making two starts and tallying 35 tackles (21 solo)...Appeared in 15 games with two starts his rookie year, recording 21 tackles (12 solo) and one sack. Played in all four playoff contests as well, getting the starting nod in Super Bowl XLV...Career totals include 50 games played with 11 starts, 103 tackles (55 solo), 3.5 sacks and one pass defended.

AT A GLANCE

- A former seventh-round draft pick, Wilson joins the Raiders after four seasons in Green Bay.
- Appeared in 11 games in 2012 and set career highs for starts (seven), tackles (37) and sacks (2.5).
- Helped the Packers win Super Bowl XLV and started that game as a fourth lineman.
- Played in all 54 games during his time at East Carolina, starting 37 straight contests to close out his career.
- Was named Conference USA Defensive Player of the Year by Sporting News each of his final two seasons at East Carolina.

2013 (with GB): Appeared in eight games and recorded 11 tackles (five solo)...Suffered an ankle injury in the team's Week 12 contest vs. Minnesota and was sidelined in Weeks 13-14...**(10/13) at Bal.:** Returned to the game-day lineup and tallied three tackles (two solo).

2012 (with GB): Emerged as a member of the starting lineup, seeing time at defensive end...Suffered a knee injury in the first half of the Week 12 game at the N.Y. Giants that sidelined him for the next four contests...For the season, appeared in 11 games and set career highs in starts (seven), tackles (37) and sacks (2.5), also adding one pass defended...Started both postseason games and finished with 11 tackles (seven solo), most among the team's defensive linemen...**(9/30) vs. NO:** Recorded three tackles (one solo) and his second career sack...Fought his way through the line and dropped Drew Brees for a 7-yard loss, his first sack since 2010...**(10/14) at Hou.:** Made three tackles (two solo), one sack and his first career pass defended...Saw his career-high second sack of the season...**Postseason: (1/5/13) vs. Min.:** Led the defensive line with six tackles (five solo) with five coming against the run.

2011 (with GB): Continued to contribute as a significant rotational player in his second season, appearing in all 16 games and making two starts, posting 35 tackles (21 solo)...**(10/9) at Atl.:** Finished with four tackles (two solo) as part of a defensive front that helped limit Michael Turner to just 56 yards on 16 carries (3.5 avg.)...**(11/4) vs. Min.:** Credited with a season-high six tackles (three)...**(12/18) at KC:** Started his first game of the season due to injury, appearing on a season-high 52 plays and finishing with three tackles (one)...Slid through the line to help create the pile that stacked Jackie Battle for no gain at the Packers' 3-yard line on a fourth-down goal-line stand, resulting in a turnover on downs...**(12/15) vs. Chi.:** Matched his season high with six tackles (five).

2010 (with GB): Appeared in 15 games with two starts and finished the season with 21 tackles (12 solo), six QB hits and a sack...Played in all four postseason contests with one start, recording six tackles (five solo) and a sack...**(9/19) vs. Buf.:** Made NFL debut...**(10/23) vs. Min.:** Recorded career highs in tackles (nine) and solo stops (five)...**(11/7) vs. Dal.:** Posted his first career sack when he brought Jon Kitna down for a 1-yard loss as time expired. Finished with three tackles (two)...**Postseason: (1/15/11) at Atl.:** Registered four tackles (three) and one sack, dropping Matt Ryan for an 8-yard loss on the Falcons' final possession of the game.

COLLEGE: Four-year starter at East Carolina...Finished career with 192 tackles, including 45.5 for loss, and 27 sacks...Named Conference USA Defensive Player of the Year as a junior and senior by Sporting News...Played in all 54 games during his time at ECU, starting 37 straight contests to close out his career...Went on to be named to the ECU Athletic Director's Honor Roll three times...Earned his degree in communications in May 2009...Started all 14 games as a senior...Named C-USA Defensive Player of the Year by Sporting News for the second straight season...Also earned first-team all-conference honors from the league's coaches for the second straight campaign...Finished the season with 57 tackles (23 solo) and 5.5 sacks...Ranked second in the conference with 10.5 sacks as a junior on his way to earning first-team All-C-USA honors from the league's coaches...Also earned C-USA Defensive MVP and C-USA Player of the Year honors from Sporting News and ESPN.com, respectively...Led the defensive line with career-high 70 tackles (35 solo)...Earned second-team All-C-USA honors from the league's coaches as a sophomore...Made an immediate impact as a true freshman, starting seven-of-13 games...Selected to C-USA All-Freshman team by media.

PERSONAL: Attended North Side High School in Belhaven, N.C. ...Two-time Washington Daily News all-area selection...Also earned all-conference honors in his final season...Played linebacker, cornerback, safety, running back, tackle and fullback during his 206 **raiders.com**



career, and was a team captain as a senior...Lettered every year in basketball and track....Brother, Amos, played linebacker at New Mexico...Cousin, LB Keith Rivers, was a first-round selection by the Cincinnati Bengals in 2008...Brother-in-law, Willie Smith, was a lineman with the Raiders in 2012.

SINGLE-GAME HIGHS: TACKLES: Total – 9, vs. Min., 10/24/10. Solo – 5, two times; last: vs. Chi., 12/25/11. Sacks – 1, three times, last: at Hou., 10/14/12. Passes defended – 1, at Hou., 10/14/12.

C.J. WILSON'S CAREER STATISTICS

Year	Team	GP	GS	TACKLES					Yds	INTERCEPTIONS					FUMBLES		
				Tot.	Solo	Asst.	Sacks			No.	Yds	Lg	TD	PD	FF	FR	Yds
2010	Green Bay	15	2	21	11	10	1.0	1.0	0	0	-	0	0	0	0	0	0
2011	Green Bay	16	2	35	21	14	0.0	0.0	0	0	-	0	0	0	0	0	0
2012	Green Bay	11	7	37	18	19	2.5	9.0	0	0	-	0	1	0	0	0	0
2013	Green Bay	8	0	10	4	6	0.0	0.0	0	0	-	0	0	0	0	0	0
Totals		50	11	103	54	49	3.5	10.0	0	0	-	0	1	0	0	0	0
Year	Team	GP	GS	TACKLES					Yds	INTERCEPTIONS					FUMBLES		
				Tot.	Solo	Asst.	Sacks			No.	Yds	Lg	TD	PD	FF	FR	Yds
2010	Green Bay	4	1	6	5	1	1.0	8.0	0	0	-	0	0	0	0	0	0
2011	Green Bay	1	0	6	2	4	0.0	0.0	0	0	-	0	0	0	0	0	0
2012	Green Bay	2	2	11	7	4	0.0	0.0	0	0	-	0	0	0	0	0	0
2013	Green Bay	1	0	1	0	1	0.0	0.0	0	0	-	0	0	0	0	0	0
Totals		8	3	24	14	10	1.0	8.0	0	0	-	0	0	0	0	0	0

C.J. WILSON GAME-BY-GAME

2013, GREEN BAY

Date	Opp.	GP	GS	TACKLES					Yds	INTERCEPTIONS					FUMBLES		
				Tot.	Solo	Asst.	Sacks			No.	Yds	Lg	TD	PD	FF	FR	Yds
9/8	at SF-L	1	0	2	0	2	0.0	0.0	0	0	0	-	0	0	0	0	0
9/15	Was-W																
9/22	at Cin-L	1	0	1	0	1	0.0	0.0	0	0	0	-	0	0	0	0	0
10/6	Det-W																
10/13	at Bal-W	1	0	3	2	1	0.0	0.0	0	0	0	-	0	0	0	0	0
10/20	Cle-W	1	0	0	0	0	0.0	0.0	0	0	0	-	0	0	0	0	0
10/27	at Min-W	1	0	0	0	0	0.0	0.0	0	0	0	-	0	0	0	0	0
11/4	Chi-L																
11/10	Phi-L																
11/17	at NYG-L	1	0	1	0	1	0.0	0.0	0	0	0	-	0	0	0	0	0
11/24	Min-T	1	0	3	2	1	0.0	0.0	0	0	0	-	0	0	0	0	0
11/28	at Det-L																
12/8	Atl-W																
12/15	at Dal-W																
12/22	Pit-L	1	0	0	0	0	0.0	0.0	0	0	0	-	0	0	0	0	0
12/29	at Chi-W																
Totals		8	0	10	4	6	0.0	0.0	0	0	-	0	0	0	0	0	0
1/5/14	SF-L	1	0	1	0	1	0.0	0.0	0	0	0	-	0	0	0	0	0

2012, GREEN BAY

Date	Opp.	GP	GS	TACKLES					Yds	INTERCEPTIONS					FUMBLES		
				Tot.	Solo	Asst.	Sacks			No.	Yds	Lg	TD	PD	FF	FR	Yds
9/9	SF-L	1	1	4	3	1	0.0	0.0	0	0	0	-	0	0	0	0	0
9/13	Chi-W																
9/24	at Sea-L	1	1	4	2	2	0.0	0.0	0	0	0	-	0	0	0	0	0
9/30	NO-W	1	1	3	1	2	1.0	7.0	0	0	0	-	0	0	0	0	0
10/7	at Ind-L	1	1	5	2	3	0.0	0.0	0	0	0	-	0	0	0	0	0
10/14	at Hou-W	1	1	3	2	1	1.0	2.0	0	0	0	-	0	1	0	0	0
10/21	at StL-W	1	1	3	1	2	0.5	0.0	0	0	0	-	0	0	0	0	0
10/28	Jac-W	1	0	4	1	3	0.0	0.0	0	0	0	-	0	0	0	0	0
11/4	Ari-W	1	0	3	2	1	0.0	0.0	0	0	0	-	0	0	0	0	0
11/18	at Det-W	1	0	1	0	1	0.0	0.0	0	0	0	-	0	0	0	0	0
11/25	at NYG-L	1	1	2	0	2	0.0	0.0	0	0	0	-	0	0	0	0	0
12/16	at Chi-W																
12/23	Ten-W																
12/30	at Min-L	1	0	5	4	1	0.0	0.0	0	0	0	-	0	0	0	0	0
Totals		11	7	37	18	19	2.5	9.0	0	0	-	0	1	0	0	0	0
1/5/13	Min-W	1	1	6	5	1	0.0	0.0	0	0	0	-	0	0	0	0	0
1/12/13	at SF-L	1	1	5	2	3	0.0	0.0	0	0	0	-	0	0	0	0	0
Postseason Totals		2	2	11	7	4	0.0	0.0	0	0	-	0	0	0	0	0	0


C.J. WILSON GAME-BY-GAME
2011, GREEN BAY

Date	Opp.	GP	GS	TACKLES					Yds	INTERCEPTIONS					FUMBLES		
				Tot.	Solo	Asst.	Sacks	No.		Yds	Lg	TD	PD	FF	FR	Yds	
9/8	NO-W	1	0	0	0	0	0	0.0	0.0	0	0	-	0	0	0	0	0
9/18	at Car-W	1	0	1	1	0	0.0	0.0	0.0	0	0	-	0	0	0	0	0
9/25	Chi-W	1	0	2	1	1	0.0	0.0	0.0	0	0	-	0	0	0	0	0
10/2	Den-W	1	0	3	2	1	0.0	0.0	0.0	0	0	-	0	0	0	0	0
10/9	at Atl-W	1	0	4	2	2	0.0	0.0	0.0	0	0	-	0	0	0	0	0
10/16	StL-W	1	0	1	0	1	0.0	0.0	0.0	0	0	-	0	0	0	0	0
10/23	at Min-W	1	0	2	1	1	0.0	0.0	0.0	0	0	-	0	0	0	0	0
11/6	at SD-W	1	0	1	1	0	0.0	0.0	0.0	0	0	-	0	0	0	0	0
11/14	Min-W	1	0	6	3	3	0.0	0.0	0.0	0	0	-	0	0	0	0	0
11/20	TB-W	1	0	0	0	0	0.0	0.0	0.0	0	0	-	0	0	0	0	0
11/24	at Det-W	1	0	3	2	1	0.0	0.0	0.0	0	0	-	0	0	0	0	0
12/4	at NYG-W	1	0	0	0	0	0.0	0.0	0.0	0	0	-	0	0	0	0	0
12/11	Oak-W	1	0	2	1	1	0.0	0.0	0.0	0	0	-	0	0	0	0	0
12/18	at KC-L	1	1	3	1	2	0.0	0.0	0.0	0	0	-	0	0	0	0	0
12/25	Chi-W	1	1	6	5	1	0.0	0.0	0.0	0	0	-	0	0	0	0	0
1/1/12	Det-W	1	0	1	1	0	0.0	0.0	0.0	0	0	-	0	0	0	0	0
Totals		16	2	35	21	14	0.0	0.0	0.0	0	0	-	0	0	0	0	0
1/15/12	NYG-L	1	0	6	2	4	0.0	0.0	0.0	0	0	-	0	0	0	0	0

2010, GREEN BAY

Date	Opp.	GP	GS	TACKLES					Yds	No.	INTERCEPTIONS					FUMBLES		
				Tot.	Solo	Asst.	Sacks				Yds	Lg	TD	PD	FF	FR	Yds	
9/12	at Phi-W						(INACTIVE)											
9/19	Buf-W	1	0	1	0	1	0.0	0.0	0	0	-	0	0	0	0	0	0	
9/27	at Chi-L	1	0	0	0	0	0.0	0.0	0	0	-	0	0	0	0	0	0	
10/3	Det-W	1	0	0	0	0	0.0	0.0	0	0	-	0	0	0	0	0	0	
10/10	at Was-L	1	0	0	0	0	0.0	0.0	0	0	-	0	0	0	0	0	0	
10/17	Mia-L	1	1	4	2	2	0.0	0.0	0	0	-	0	0	0	0	0	0	
10/24	Min-W	1	0	9	5	4	0.0	0.0	0	0	-	0	0	0	0	0	0	
10/31	at NYJ-W	1	1	3	2	1	0.0	0.0	0	0	-	0	0	0	0	0	0	
11/7	Dal-W	1	0	3	2	1	1.0	1.0	0	0	-	0	0	0	0	0	0	
11/21	at Min-W	1	0	0	0	0	0.0	0.0	0	0	-	0	0	0	0	0	0	
11/28	at Atl-L	1	0	0	0	0	0.0	0.0	0	0	-	0	0	0	0	0	0	
12/5	SF-W	1	0	0	0	0	0.0	0.0	0	0	-	0	0	0	0	0	0	
12/12	at Det-L	1	0	0	0	0	0.0	0.0	0	0	-	0	0	0	0	0	0	
12/19	at NE-L	1	0	1	0	1	0.0	0.0	0	0	-	0	0	0	0	0	0	
12/26	NYG-W	1	0	0	0	0	0.0	0.0	0	0	-	0	0	0	0	0	0	
1/2/11	Chi-W	1	0	0	0	0	0.0	0.0	0	0	-	0	0	0	0	0	0	
Totals		15	2	21	11	10	1.0	1.0	0	0	-	0	0	0	0	0	0	
1/9/11	at Phi-W	1	0	2	2	0	0.0	0.0	0	0	-	0	0	0	0	0	0	
1/15/11	at Atl-W	1	0	4	3	1	1.0	8.0	0	0	-	0	0	0	0	0	0	
1/23/11	at Chi-W	1	0	0	0	0	0.0	0.0	0	0	-	0	0	0	0	0	0	
2/6/11	Pit-W	1	1	0	0	0	0.0	0.0	0	0	-	0	0	0	0	0	0	
Postseason Totals		4	1	6	5	1	1.0	8.0	0	0	-	0	0	0	0	0	0	



Stefen WISNIEWSKI

61

CENTER/GUARD | 6-3 | 315 | PENN STATE

ACQUIRED: D2-'11 | NFL EXP.: 4 | RAIDERS EXP.: 4

HOMETOWN: PITTSBURGH, PA.

BORN: 3/22/89

Selected by Oakland Raiders in the second round (48th overall) of the 2011 NFL Draft, April 29, 2011.

CAREER: Versatile offensive lineman with experience at guard and center enters his fourth season with Oakland...Has started 45 games at both center and guard over his first three NFL seasons... Played all 16 games as a rookie in 2011, helping line set a franchise record by allowing just 25 sacks on the season...Moved to center full time in 2012, and has started 29 games there over the last two seasons.

2013: Started 14 games at center, missing two midseason games due to a knee injury...**(9/8) at Ind.:** Started at center and helped the Raiders offense post 372 yards of total offense...**(9/25) vs. Jac.:** Helped pave the way for an offensive attack that posted 226 rushing yards in the victory...**(9/23) at Den.:** Started at center and helped QB Terrelle Pryor post a 112.4 quarterback rating...**(10/27) vs. Pit.:** Started at center and helped pave the way for Pryor's 106 yards rushing...**(11/3) vs. Phi.:** Started at center and helped pave the way for the offense to total 560 yards, the third-highest mark in franchise history...**(11/10) at NYG:** Started at center and helped pave the way for the Raiders to rush for 107 yards...**(11/17) at Hou.:** Started at center and helped QB Matt McGloin post a 105.9 quarterback rating in his first NFL start...**(11/24) vs. Ten.:** Started at center and helped RB Rashad Jennings post 122 total yards, his fourth straight game with 100-or-more total yards...**(11/28) at Dal.:** Started at center and was part of an offensive line that did not allow a sack...**(12/8) at NYJ:** Started at center and was part of a line that helped the offense rush for 150 yards against the league's top-ranked rush defense...**(12/15) vs. KC:** Started at center and was part of a line that did not allow a sack.

2012: Played in 15 games, all starts, after missing the opener with a calf injury...**(9/16) at Mia.:** Returned to the lineup, making his second career start at center (also at SD, Nov. 10, 2011)...**(9/23) vs. Pit.:** Cleared paths for RB Darren McFadden (113 rushing yards) in 34-31 win, including his 64-yard TD in the first quarter...**(10/28) at KC:** In 26-16 win, ushered McFadden to 114 rushing yards on a line that didn't allow a sack...**(11/18) vs. NO:** Assisted FB Marcel Reece to 103 yards on the ground...**(12/16) vs. KC:** Held Chiefs without a sack for only the third time all year and helped pave path for 203 rushing yards, including 110 from McFadden, in 15-0 win...**(12/30) at SD:** Helped protect Pryor in his first NFL start, shutting out a Chargers defense that had piled up 11 sacks the week before.



AT A GLANCE

- Started 45 games at both center and guard over first three NFL seasons.
- Named to Pro Football Weekly All-Rookie Team after starting all 16 games in 2011 and helping the offensive line set a franchise record by allowing just 25 sacks.
- Father, Leo Wisniewski, lettered at Penn State from 1979-81 and played four seasons with the Baltimore/Indianapolis Colts after being selected in the second round of the 1982 NFL Draft.
- Uncle, Steve Wisniewski, was an All-American guard at Penn State and an eight-time NFL All-Pro during a 13-year career with the Raiders.

2011: Started all 16 games in first pro season, making 15 starts at left guard and one start at center...Named to the Pro Football Weekly All-Rookie Team...Helped Raiders rank seventh in the NFL in rushing...Part of a unit that conceded just 25 sacks, a franchise low and the third lowest in the league...**(9/12) at Den.:** Started at left guard in NFL debut on Monday Night Football...Helped offense rush for 190 yards...Blocked for McFadden, who totaled 150 yards on the ground...**(9/18) at Buf.:** Helped offense total 454 yards...Part of a unit that did not surrender a sack...**(9/25) vs. NYJ:** Voted Pepsi NFL Rookie of the Week on NFL.com...Helped clear the way for 234 rushing yards...**(10/2) vs. NE:** Blocked for an offense that produced a season-high 504 total yards and did not allow a sack...**(10/16) vs. Cle.:** Part of a group that earned the Week 6 Top Protectors Award presented by Hall of Fame Coach John Madden...**(11/10) at SD:** Started at center in place of an injured Samson Satele...Part of an offense that racked up 489 total yards and 191 rushing yards...Blocked for Michael Bush, who rushed for 157 yards...**(12/18) vs. Det.:** Part of an offense that totaled 477 yards...**(12/24) at KC:** Led an offensive line that did not concede a sack in an OT win...**(1/1/12) vs. SD:** Blocked for QB Carson Palmer, who passed for 417 yards, marking the third highest total in franchise history...Line did not allow a sack.



COLLEGE: Played in 47 career games with 38 starts at Penn State...Started 38 of his final 39 games, starting 25 at right guard and 13 at center...Became the program's first three-time Academic All-American...As a senior, earned first-team All-American honors from the NFL Draft Report and the American Football Coaches Association...Added second-team All-American accolades from the Walter Camp Football Foundation and the Associated Press...An All-Big Ten and Academic All-Big Ten first-team pick...Returned to right guard after starting at center during his junior season...Part of a unit that led the conference and tied for 10th in the nation in fewest quarterback sacks allowed (0.85 per game)...Played center as a junior, earning All-American third-team honors from the NFL Draft Report and College Football News...Added Academic All-American honors for the second consecutive season and was a member of the AFCA/Allstate Good Works Team...Also garnered second-team all-conference, and first-team academic all-conference recognition...Part of a group that ranked second in the Big Ten in total offense (406.9 yards per game), the only Big Ten team that ranked in the top five of the conference's four primary offensive categories in 2009: Total offense, scoring (28.8 points per game), rushing (169.7 yards per game) and passing (237.2)...Offensive line ranked second in the Big Ten in fewest sacks allowed (1.31) and eclipsed 500 yards of total offense on four occasions...As a sophomore, was second-team all-conference, starting 12 games...Instrumental in Penn State ranking in the top 20 nationally in rushing, total offense and scoring offense...Eleven of his starts were at right guard, helping the Nittany Lions lead the Big Ten in total and scoring offense, finish second in rushing and third in passing offense...Also key in helping Penn State lead the Big Ten and rank fifth in the nation in fewest sacks allowed (1.0)...Helped the Lions gain more than 400 yards 10 times, including 410 against USC, the nation's top-ranked defense, in the 2009 Rose Bowl...Named to the Freshman All-Big Ten Conference team by The Sporting News...Appeared in eight games as a freshman, including the final seven contests at right guard...Became the first Penn State true freshman offensive lineman to start since 1999...Majored in secondary education.

PERSONAL: Attended Central Catholic High School in Pittsburgh, Pa. ...A two-time first-team all-state selection...Received U.S. Army All-American honors...Also a member of the wrestling team...Selected to the National Honor Society...Father, Leo Wisniewski, lettered at Penn State from 1979-81 and played four seasons with the Baltimore/Indianapolis Colts after being selected in the second round of the 1982 NFL Draft...Uncle, Steve Wisniewski, was an All-American guard at Penn State and an eight-time NFL All-Pro during a 13-year career with the Raiders...Volunteered at the High School Player Development event in Oakland in May 2012...During December 2011, volunteered with Toys For Tots at the Raider Image of Southland Mall in Hayward, Calif. ...Visited Oakland Children's Hospital in December 2011...Volunteered at the November 2011 G-Fit Gatorade Clinic at the Google campus in San Francisco...Spent time volunteering with the Coronado After School Program in September 2011...Name is pronounced STEFF-en wizz-NEW-skee.

ADDITIONAL STATISTICS: Miscellaneous tackles - 1 in 2012, 1 in 2013; NFL totals: 2.

STEFEN WISNIEWSKI'S GAMES PLAYED/STARTED

Year	Team	GP	GS
2011	Oakland	16	16
2012	Oakland	15	15
2013	Oakland	14	14
Totals		45	45



LaMarr WOODLEY

57

DEFENSIVE END | 6-2 | 265 | MICHIGAN

ACQUIRED: FA-'14 | NFL EXP.: 8 | RAIDERS EXP.: 1

HOMETOWN: SAGINAW, MICH.

BORN: 11/3/84

Selected by Pittsburgh Steelers in the second round (46th overall) of the 2007 NFL Draft, April 28, 2007...Designated franchise player by Steelers, Feb. 18, 2011...Signed contract extension with Steelers, Aug. 5, 2011...Released by Steelers, March 11, 2014...Signed by Oakland Raiders as a free agent, March 13, 2014.

CAREER: Veteran pass rusher enters his first season with the Raiders after signing with the team in the offseason...Was named to the Pro Bowl and was selected All-Pro by the Associated Press in 2009...Helped the Steelers capture Super Bowl XLIII in 2008 and reach Super Bowl XLV...Has recorded at least nine sacks in four of the past six seasons...Was named the AFC Defensive Player of the Month in October 2011...Reached 50 sacks in just 73 games played, which was 22 games faster than any other Steeler in franchise history...Became the first player in NFL history to post at least one sack in six straight postseason games in 2010...Career totals include 94 games played with 81 starts, 356 tackles (258 solo), 57 sacks, nine forced fumbles, nine fumble recoveries, five INTs and two passes defended...Postseason totals include eight games played with seven starts, 36 tackles (27 solo), 11 sacks, one forced fumble, two fumble recoveries and two passes defended.

AT A GLANCE

- Named to the Pro Bowl and was selected All-Pro by the Associated Press in 2009.
- Reached 50 sacks in just 73 games played, which was 22 games faster than any Steeler in franchise history.
- Has recorded at least nine sacks in four of the past six seasons.
- Was named the AFC Defensive Player of the Month in October 2011.
- Became the first ever Michigan player to capture the prestigious Lombardi Trophy as the nation's top college football lineman his senior season.

2013 (with Pit.): Started 11 games at outside linebacker before being hampered by injuries...Moved into fifth place on the team's all-time sack list...Became just the third Steeler to record at least five sacks in the team's first six games of a season three times...Was placed on the reserve/injured list on Dec. 17...**(9/8) vs. Ten.:** Recorded three tackles...Sacked Jake Locker for an 8-yard loss...**(9/22) vs. Chi.:** Recorded a 6-yard sack, his second of the season...**(9/29) vs. Min.:** Recorded one sack and one forced fumble...Marked his third sack of the season, the second most sacks he has recorded in the first four games of a season in his career (3.5 in 2008)...**(10/13) at NY:** Recorded a sack of Geno Smith for a loss of five yards...**(10/20) vs. Bal.:** Recorded his fifth sack of the season...Marked the third time in his career that he recorded at least 5.0 sacks in the team's first six games...**(11/3) at NE:** Recovered his ninth career fumble that S Troy Polamalu forced...Led the linebackers with a season-high 11 tackles.

2012 (with Pit.): Started 13 games at outside linebacker...**(9/9) at Den.:** Recovered a Willis McGahee fumble in the first quarter...Marked his first fumble recovery in the regular season since 2010...**(9/16) vs. NY:** Started at outside linebacker for the fifth consecutive home opener...Sacked Mark Sanchez early in the third quarter for a 6-yard loss, forcing a Jets punt...**(9/23) at Oak.:** Recorded a 7-yard sack of Carson Palmer in the first quarter...Became the sixth Steeler to record 50 sacks and fastest to record 50 sacks (73 games)...**(10/21) at Cin.:** Recorded an INT late in the second quarter on a deflected pass and returned it 16 yards...Marked his fifth career INT and third straight season he has recorded at least one INT...**(11/4) at NYG:** Recorded one sack and one forced fumble of Eli Manning on third down with just over three minutes left in the game, forcing a Giants punt...**(11/12) vs. KC:** Collected a season-high eight stops...Recorded his 300th career tackle...**(11/18) vs. Bal.:** Registered an 8-yard sack of Joe Flacco on the first play of the fourth quarter, forcing a punt.

2011 (with Pit.): Started 10 games at outside linebacker, including one postseason contest...Missed six of the final eight regular season games with a hamstring injury...Named a Pro Bowl alternate...Named to Pro Football Weekly's Midseason All-Pro Team...Named AFC Defensive Player of the Month for his efforts in the month of October, when he posted 43 tackles and one INT...Tied for the team high with nine sacks...Became the first player in team history to record at least 1.5 sacks in four consecutive regular season games...**(9/11) at Bal.:** Registered the team's only sack, a 9-yarder...**(9/18) vs. Sea.:** Posted five tackles and added 0.5 sacks...Was part of a defense that held the Seahawks to 164 total yards and had five sacks...**(9/25) at Ind.:** Made his 50th career start at outside linebacker...Made seven tackles and two passes defended...**(10/9) vs. Ten.:** Recorded four tackles and 1.5 sacks...Posted the team's first INT of the season and the fourth of his career...Registered at least one INT and one sack in the same game for the fourth time in his career...**(10/16) vs. Jac.:** Registered eight tackles and two sacks...Recorded multiple sacks in back-to-back weeks for the first time since 2009...**(10/23) at Ari.:** Tallied two sacks, marking the 15th multi-sack game of his career...Marked the second time in his career that he registered multiple sacks in three consecutive regular season games (2008)...**(10/30) vs. NE:** Recorded two sacks, marking the 16th game of his career with at least 1.5 sacks...**Postseason: (1/8/12) at Den.:** Started at outside linebacker...Made three tackles and recovered his second career fumble in the postseason.



2010 (with Pit.): Started all 16 games at linebacker...Was second on the team in sacks with 10...Added two INTs, one of which was returned for a 14-yard TD against Cincinnati in Week 14...Was part of a defense that held its opponents to an NFL-best 62.8 rushing yards per game...(9/19) at Ten.: Finished with three tackles, one forced fumble, one INT and one sack...Marked the 10th straight game he posted at least 0.5 sacks, which extended his team record...(10/17) vs. Cle.: Made four tackles, 1.5 sacks and had two passes defended...Posted a 9-yard sack in the first quarter...(10/31) at NO.: Had four tackles and recovered his first fumble of the year...(11/8) at Cin.: Posted six tackles, two sacks and one forced fumble...Was part of a defense that held the Bengals to 54 yards rushing and had four sacks...(11/21) vs. Oak.: Had three tackles, posted a 5-yard sack and forced his third fumble of the season...Was part of a defense that had six sacks and forced three turnovers...(12/5) at Bal.: Collected three tackles and recovered his second fumble of the season and returned it 19 yards to set up Pittsburgh's game-winning TD...Was part of a defense that held the Ravens to less than 50 yards rushing...(12/12) vs. Cin.: Posted two sacks and had a 14-yard INT return for a TD, the third of his career...Postseason: (1/15/11) vs. Bal.: Finished with three tackles and posted a 5-yard sack in the first quarter, giving him nine sacks in his first five career postseason games...Recovered his first career fumble in the postseason...(1/23/11) vs. NYI: Had five tackles and a 7-yard sack and now has 10 career postseason sacks, including at least one in each of his first six games...Became the first player in NFL history to post at least one sack in six straight postseason games...Super Bowl XLV (2/6/11) vs. GB: Finished with three tackles and a 6-yard sack, giving him three career sacks in the Super Bowl, which ties him for second place all-time for career sacks in the Super Bowl.

2009 (with Pit.): Started all 16 games at outside linebacker...Led the team with 13.5 sacks, also a career high...Named AFC Defensive Player of the Week for Week 16...Was selected to his first Pro Bowl...(9/27) at Cin.: Finished with three tackles (one solo), one pass defended...Surpassed 100 career tackles (101)...(10/11) at Det.: Finished with five solo tackles and two sacks...(10/25) vs. Min.: Talled five tackles (two solo) and one fumble recovery, which he returned for a 77-yard TD...Marked the second fumble return for a TD in his career...(11/15) vs. Cin.: Registered five tackles (four) and one sack...(11/22) at KC: Made his 17th consecutive start at outside linebacker...Recorded five tackles (four) and two sacks...Marked as his fifth career game with multiple sacks...(11/29) at Bal.: Recorded seven tackles (six) and one sack...(12/6) vs. Oak.: Talled eight tackles (six solo), including three for loss and two sacks...Marked his sixth career game with at least two sacks and his third on the season...(12/10) at Cle.: Finished with eight solo tackles and one sack...Marked his fifth consecutive game with a sack...(12/20) vs. GB: Recorded four tackles (three solo), one pass defended and 0.5 sacks...(12/27) vs. Bal.: Registered 10 tackles (seven), two sacks, one pass defended and one forced fumble...(1/3/10) at Mia.: Recorded five tackles (four solo), one pass defended and two sacks.

2008 (with Pit.): Started 15 regular season games at outside linebacker in his first season as a starter...Finished second on the team in the postseason with 19 tackles (13)...Led NFL with six postseason sacks...(9/7) vs. Hou.: Earned GMC Sierra Defensive Player of the Week honors during his first NFL start against the Texans in Week 1 when he made six tackles (four solo), had one sack, one INT and one fumble recovery...Made his first career start at outside linebacker...Posted six tackles (four) and had a sack...Registered his first career INT in the second quarter when he picked off Matt Schaub...Recovered a Schaub fumble in the fourth quarter...(9/21) at Phi.: Recorded three tackles (two solo) and one sack...(9/29) vs. Bal.: Finished with a then-career-high eight tackles (six solo) and added 1.5 sacks and forced one fumble...Recovered a Joe Flacco fumble and returned it seven yards for his first career TD...(10/5) at Jac.: Finished with seven tackles (six)...Recorded his second multiple sack game of the season with two sacks totaling 19 yards...(10/19) at Cin.: Won GMC Sierra Defensive Player of the Week again in a Week 7 victory over the Bengals when he recorded five tackles (four), had two sacks, one forced fumble and one fumble recovery...On the Bengals next-to-last defensive possession, he sacked Ryan Fitzpatrick, causing his second forced fumble of the season, which he recovered for his team-leading third recovery of the season...(11/3) at Was.: Recorded five tackles (three) and tied his career high with two sacks...(11/20) vs. Cin.: Finished with three tackles (two)...Recorded one sack...(11/30) at NE: Had four solo tackles, one sack and one fumble recovery...Postseason: (1/11/09) vs. SD: Made his first career postseason start at outside linebacker...Finished with six tackles (five) and two sacks, his second consecutive multiple-sack postseason performance...(1/18/09) vs. Bal.: Finished with a team-high nine tackles (five) and posted a 4-yard sack in the third quarter and a 5-yard sack in the fourth quarter...Became the first player in NFL history to record three consecutive multiple-sack playoff games...Super Bowl XLIII (2/1/09) vs. Ari.: Made his third consecutive postseason start...Recorded four tackles (three), had one pass defended and one forced fumble...Recorded two sacks, extending his NFL record for consecutive multiple-sack playoff games to four...His forced fumble of Kurt Warner late in Super Bowl XLIII clinched the Steelers' victory.

2007 (with Pit.): Appeared in 13 games and one postseason game as a reserve outside linebacker and special teams contributor...(9/9) at Cle.: Played in his first NFL game at outside linebacker...Logged his first career tackle...(9/16) vs. Buf.: Saw extensive





action after James Harrison went down with an injury at the end of the first half...Registered two tackles (one) while also posting his first career sack for a loss of eight yards...(9/23) vs. SF: Logged a sack for the second consecutive week for a loss of three yards...(10/21) at Den.: Registered his third career sack for a loss of 11 yards...Also forced his first career fumble when he sacked Jay Cutler...Postseason: (1/5/08) vs. Jac.: Saw extensive action on defense, while playing in his first career postseason game and finished with three solo tackles...Posted his first postseason sack in the second quarter for a loss of 13 yards...Added another sack in the fourth quarter for a loss of six yards.

COLLEGE: Played in 57 career games at the University of Michigan...Became the first ever Michigan player to capture the prestigious Lombardi Trophy as the nation's top college football lineman, and he is the ninth player from the Big Ten Conference to receive the honor...Was also the first player in school annals to win the Ted Hendricks Award (nation's premier defensive end)...His 50.5 stops behind the line of scrimmage rank second in school history...Holds the Michigan career record with 10 forced fumbles...Helped the Wolverines lead the nation in rush defense his senior season, allowing just 43.38 yards per game...Consensus All-American first-team selection...Named Chevy Defensive Player of the Year...Unanimous All-Big Ten Conference first-team choice...Also chosen Big Ten Defensive Player of the Year by the league's coaches and media...Recipient of the Richard Katcher Award, given to U-M's top defensive lineman/outside linebacker, for the second time in his career...Elected team co-captain, starting all 13 games at "rush" defensive end...Recorded 36 tackles (28 solos) and led the team for the second straight year with 12 sacks and 16.5 tackles for a loss...Also recovered four fumbles, returning one 54 yards for a TD...Tied the school season record with four forced fumbles...Earned All-Big Ten Conference honorable mention as a junior from the league's coaches and media...Started eight games and played in 11 contests at "rush" linebacker...Finished fifth on the team with 48 tackles (28 solos)...Led the squad with seven sacks and 14 tackles for loss...All-Big Ten Conference second-team selection as a sophomore by the league's coaches, earning honorable mention from the media...Recipient of the Richard Katcher Award, as Michigan's top outside linebacker...Played in all 12 games and started 10 contests at right outside linebacker...Was named Rose Bowl Defensive Player of the Game after collecting a game-high 11 tackles (9) and four tackles for loss...Was named College Football News and Rivals.com Freshman All-American honorable mention...The Sporting News Freshman All-Big Ten Conference pick...Played in all 13 games and made two starts at defensive end (Illinois and Purdue)...registered 23 tackles (15) and two sacks...Majored in general studies.

PERSONAL: Attended Saginaw (Mich.) High School...USA Today, Parade, CNN/Sports Illustrated, G&W Recruiting Report and SuperPrep All-American first-team choice and named Michigan's Gatorade Player of the Year...Prep Football Report, SuperPrep and Max Emfinger's Blue Chip Recruiting rated him the nation's second-best linebacker...SuperPrep rated him the second-best player in the Midwest...G&W Recruiting Report ranked Woodley the fourth-best defensive player in the country, while both Rivals.com and College Football News rated him the nation's third-best inside linebacker...Member of PrepStar's Dream Team Top-100 list and listed as the best player in Michigan on The Detroit News Blue Chip list and by the Detroit Free Press...A four-year starter on defense and three-year starter on offense, collected 192 career tackles at linebacker and recovered six career fumbles...Recorded 80 tackles and 10 sacks as a senior and also blocked one punt that he returned 30 yards for a score...Made 120 tackles, 12 sacks, eight pass break-ups and five fumble recoveries in his junior season...Also lettered three years in basketball, averaging 13 points and 13 rebounds as a senior, in addition to participating in track, finishing third in the state in the shot put during his junior season.

ADDITIONAL STATISTICS: Touchdowns (3): vs. Bal., 9/29/08, 7-yard fumble return; vs. Min., 10/25/09, 77-yard fumble return; vs. Cin., 12/12/10, 14-yard interception return. Special teams tackles – 1 in 2007.

SINGLE-GAME HIGHS: TACKLES: Total – 11, at NE, 11/3/13. Solo – 8, at NE, 11/3/13. Sacks – 2, 13 times; last: vs. NE, 10/30/11. Forced fumbles – 1, nine times; last: vs. Buf., 11/10/13. Fumble recoveries – 1, nine times; last: at NE, 11/3/13. Interceptions – 1, five times; last: at Cin., 10/21/12. Passes defended: 2, two times; last: vs. Cle., 10/17/10.

LAMARR WOODLEY'S CAREER STATISTICS

		TACKLES							INTERCEPTIONS					FUMBLES		
Year	Team	GP	GS	Tot.	Solo	Asst.	Sacks	Yds	No.	Yds	Lg	TD	PD	FF	FR	Yds
2007	Pittsburgh	13	0	13	9	4	4.0	36.0	0	0	-	0	0	1	0	0
2008	Pittsburgh	15	15	78	53	25	11.5	85.0	1	6	6	0	1	2	4	9
2009	Pittsburgh	16	16	84	62	22	13.5	83.5	0	0	-	0	6	1	1	77
2010	Pittsburgh	16	16	55	41	14	10.0	68.0	2	22	14t	1	5	3	2	19
2011	Pittsburgh	10	10	43	32	11	9.0	68.5	1	1	1	0	0	0	0	0
2012	Pittsburgh	13	13	42	33	9	4.0	21.0	1	11	11	0	1	1	1	0
2013	Pittsburgh	11	11	41	28	13	5.0	29.0	0	0	-	0	2	1	1	0
Totals		94	81	356	258	98	57.0	391.0	5	40	14t	1	15	9	9	105
		TACKLES							INTERCEPTIONS					FUMBLES		
Year	Team	GP	GS	Tot.	Solo	Asst.	Sacks	Yds	No.	Yds	Lg	TD	PD	FF	FR	Yds
2007	Pittsburgh	1	0	3	3	0	2.0	19.0	0	0	-	0	0	0	0	0
2008	Pittsburgh	3	3	19	13	6	6.0	30.0	0	0	-	0	1	1	0	0
2010	Pittsburgh	3	3	11	8	3	3.0	18.0	0	0	-	0	1	0	1	0
2011	Pittsburgh	1	1	3	3	0	0.0	0.0	0	0	-	0	0	0	1	0
Totals		8	7	36	27	9	11.0	67.0	0	0	-	0	2	1	2	0



LAMARR WOODLEY GAME-BY-GAME

2013, PITTSBURGH

Date	Opp.	TACKLES							INTERCEPTIONS					FUMBLES		
		GP	GS	Tot.	Solo	Asst.	Sacks	Yds	No.	Yds	Lg	TD	PD	FF	FR	Yds
9/8	Ten-L	1	1	3	3	0	1.0	8.0	0	0	-	0	0	0	0	0
9/16	at Cin-L	1	1	2	2	0	0.0	0.0	0	0	-	0	0	0	0	0
9/22	Chi-L	1	1	2	1	1	1.0	6.0	0	0	-	0	0	0	0	0
9/29	at Min-L	1	1	5	4	1	1.0	0.0	0	0	-	0	0	1	0	0
10/13	at NYJ-W	1	1	4	2	2	1.0	5.0	0	0	-	0	0	0	0	0
10/20	Bal-W	1	1	5	3	2	1.0	10.0	0	0	-	0	1	0	0	0
10/27	at Oak-L	1	1	0	0	0	0.0	0.0	0	0	-	0	0	0	0	0
11/3	at NE-L	1	1	11	9	2	0.0	0.0	0	0	-	0	0	0	1	0
11/10	at Buf-W	1	1	5	4	1	0.0	0.0	0	0	-	0	1	0	0	0
11/17	Det-W	(INACTIVE - CALF)														
11/24	at Cle-W	(INACTIVE - CALF)														
11/28	at Bal-L	(INACTIVE - CALF)														
12/8	Mia-L	1	1	4	0	4	0.0	0.0	0	0	-	0	0	0	0	0
12/15	Cin-W	1	1	0	0	0	0.0	0.0	0	0	-	0	0	0	0	0
12/22	at GB-W	(RESERVE/INJURED LIST - CALF)														
12/29	Cle-W	(RESERVE/INJURED LIST - CALF)														
Totals		11	11	41	28	13	5.0	29.0	0	0	-	0	2	1	1	0

2012, PITTSBURGH

		TACKLES							INTERCEPTIONS					FUMBLES		
Date	Opp.	GP	GS	Tot.	Solo	Asst.	Sacks	Yds	No.	Yds	Lg	TD	PD	FF	FR	Yds
9/9	at Den-L	1	1	5	4	1	0	0.0	0	0	-	0	0	0	0	0
9/16	NYJ-W	1	1	3	2	1	1.0	6.0	0	0	-	0	0	0	0	0
9/23	at Oak-L	1	1	4	4	0	1.0	7.0	0	0	-	0	0	0	0	0
10/7	Phi-W	1	1	0	0	0	0.0	0.0	0	0	-	0	0	0	0	0
10/11	at Ten-L	(INACTIVE - HAMSTRING)														
10/21	at Cin-W	1	1	3	3	0	0.0	0.0	1	11	11	0	0	0	0	0
10/28	Was-W	1	1	2	2	0	0.0	0.0	0	0	-	0	0	0	0	0
11/4	at NYG-W	1	1	2	2	0	1.0	0.0	0	0	-	0	1	1	0	0
11/12	KC-W	1	1	8	4	4	0.0	0.0	0	0	-	0	0	0	0	0
11/18	Bal-L	1	1	6	5	1	1.0	8.0	0	0	-	0	0	0	0	0
11/25	at Cle-L	1	1	0	0	0	0.0	0.0	0	0	-	0	0	0	0	0
12/2	at Bal-W	(INACTIVE - ANKLE)														
12/9	SD-L	(INACTIVE - ANKLE)														
12/16	at Dal-L	1	1	3	3	0	0.0	0.0	0	0	-	0	0	0	0	0
12/23	Cin-L	1	1	2	1	1	0.0	0.0	0	0	-	0	0	0	0	0
12/30	Cle-W	1	1	4	3	1	0.0	0.0	0	0	-	0	0	0	0	0
Totals		13	13	42	33	9	4.0	21.0	1	11	11	0	1	1	1	0

2011, PITTSBURGH

Date	Opp.	GP	GS	TACKLES					No.	INTERCEPTIONS					FUMBLES		
				Tot.	Solo	Asst.	Sacks	Yds		Yds	Lg	TD	PD	FF	FR	Yds	
9/11	at Bal-L	1	1	3	2	1	1.0	9.0	0	0	-	0	0	0	0	0	0
9/18	Sea-W	1	1	5	2	3	0.5	3.0	0	0	-	0	0	0	0	0	0
9/25	at Ind-W	1	1	7	5	2	0.0	0.0	0	0	-	0	0	0	0	0	0
10/2	at Hou-L	1	1	7	6	1	0.0	0.0	0	0	-	0	0	0	0	0	0
10/9	Ten-W	1	1	4	1	3	1.5	9.5	1	1	1	0	0	0	0	0	0
10/16	Jac-W	1	1	8	8	0	2.0	11.0	0	0	-	0	0		0	0	0
10/23	at Ari-W	1	1	4	4	0	2.0	15.0	0	0	-	0	0	0	0	0	0
10/30	NE-W	1	1	2	2	0	2.0	21.0	0	0	-	0	0	0	0	0	0
11/6	Bal-L			(INACTIVE - HAMSTRING)													
11/13	at Cin-W			(INACTIVE - HAMSTRING)													
11/27	at KC-W			(INACTIVE - HAMSTRING)													
12/4	Cin-W	1	1	1	0	1	0.0	0.0	0	0	-	0	0	0	0	0	0
12/8	Cle-W			(INACTIVE - HAMSTRING)													
12/19	at SF-L	1	1	2	2	0	0.0	0.0	0	0	-	0	0	0	0	0	0
12/24	StL-W			(INACTIVE - HAMSTRING)													
1/1/12	at Cle-W			(INACTIVE - HAMSTRING)													
Totals		10	10	43	32	11	9.0	68.5	1	1	1	0	0	0	0	0	0
1/8/12	at Den-L	1	1	3	3	0	0.0	0.0	0	0	-	0	0	0	0	1	0



LAMARR WOODLEY GAME-BY-GAME

2010, PITTSBURGH

Date	Opp.	GP	GS	TACKLES					No.	INTERCEPTIONS					FUMBLES		
				Tot.	Solo	Asst.	Sacks	Yds		Yds	Lg	TD	PD	FF	FR	Yds	
9/12	Atl-W	1	1	3	2	1	1.0	10.0	0	0	-	0	0	0	0	0	
9/19	at Ten-W	1	1	3	2	1	1.0	5.0	1	8	8	0	0	1	0	0	
9/26	at TB-W	1	1	4	3	1	0.0	0.0	0	0	-	0	2	0	0	0	
10/3	Bal-L	1	1	4	3	1	0.0	0.0	0	0	-	0	0	0	0	0	
10/17	Cle-W	1	1	4	3	1	1.5	9.0	0	0	-	0	2	0	0	0	
10/24	at Mia-W	1	1	4	2	2	0.0	0.0	0	0	-	0	0	0	0	0	
10/31	at NO-L	1	1	4	3	1	0.0	0.0	0	0	-	0	0	0	1	0	
11/8	at Cin-W	1	1	6	6	0	2.0	16.0	0	0	-	0	0	1	0	0	
11/14	NE-L	1	1	3	2	1	0.0	0.0	0	0	-	0	0	0	0	0	
11/21	Oak-W	1	1	3	1	2	1.0	5.0	0	0	-	0	0	1	0	0	
11/28	at Buf-W	1	1	3	3	0	0.0	0.0	0	0	-	0	0	0	0	0	
12/5	at Bal-W	1	1	3	2	1	0.0	0.0	0	0	-	0	0	0	1	19	
12/12	Cin-W	1	1	3	2	1	2.0	14.0	1	14	14t	1	0	0	0	0	
12/19	NYJ-L	1	1	3	3	0	0.0	0.0	0	0	-	0	0	0	0	0	
12/23	Car-W	1	1	4	3	1	0.5	3.0	0	0	-	0	1	0	0	0	
1/2/11	at Cle-W	1	1	1	1	0	1.0	6.0	0	0	-	0	0	0	0	0	
Totals		16	16	55	41	14	10.0	68.0	2	22	14t	1	5	3	2	19	
1/15/11	Bal-W	1	1	3	1	2	1.0	5.0	0	0	-	0	0	0	1	0	
1/23/11	NYJ-W	1	1	5	4	1	1.0	7.0	0	0	-	0	1	0	0	0	
2/6/11	at GB-L	1	1	3	3	0	1.0	6.0	0	0	-	0	0	0	0	0	
Postseason Totals		3	3	11	8	3	3.0	18.0	0	0	-	0	1	0	1	0	

2009, PITTSBURGH

Date	Opp.	GP	GS	TACKLES					No.	INTERCEPTIONS					FUMBLES		
				Tot.	Solo	Asst.	Sacks	Yds		Yds	Lg	TD	PD	FF	FR	Yds	
9/10	Ten-W	1	1	4	1	3	0	0.0	0	0	-	0	1	0	0	0	
9/20	at Chi-L	1	1	3	2	1	0.0	0.0	0	0	-	0	0	0	0	0	
9/27	at Cin-L	1	1	3	1	2	0.0	0.0	0	0	-	0	1	0	0	0	
10/4	SD-W	1	1	3	1	2	0.0	0.0	0	0	-	0	1	0	0	0	
10/11	at Det-W	1	1	5	5	0	2.0	15.0	0	0	-	0	0	0	0	0	
10/18	Cle-W	1	1	5	4	1	0.0	0.0	0	0	-	0	0	0	0	0	
10/25	Min-W	1	1	5	2	3	0.0	0.0	0	0	-	0	0	0	1	77	
11/9	at Den-W	1	1	4	4	0	0.0	0.0	0	0	-	0	0	0	0	0	
11/15	Cin-L	1	1	5	4	1	1.0	11.0	0	0	-	0	0	0	0	0	
11/22	at KC-L	1	1	5	4	1	2.0	11.0	0	0	-	0	0	0	0	0	
11/29	at Bal-L	1	1	7	6	1	1.0	1.0	0	0	-	0	0	0	0	0	
12/6	Oak-L	1	1	8	6	2	2.0	18.0	0	0	-	0	0	0	0	0	
12/10	at Cle-L	1	1	8	8	0	1.0	6.0	0	0	-	0	0	0	0	0	
12/20	GB-W	1	1	4	3	1	0.5	3.5	0	0	-	0	1	0	0	0	
12/27	Bal-W	1	1	10	7	3	2.0	8.0	0	0	-	0	1	1	0	0	
1/3/10	at Mia-W	1	1	5	4	1	2.0	10.0	0	0	-	0	1	0	0	0	
Totals		16	16	84	62	22	13.5	83.5	0	0	-	0	6	1	1	77	




LAMARR WOODLEY GAME-BY-GAME

2008, PITTSBURGH

		TACKLES							INTERCEPTIONS					FUMBLES		
Date	Opp.	GP	GS	Tot.	Solo	Asst.	Sacks	Yds	No.	Yds	Lg	TD	PD	FF	FR	Yds
9/7	Hou-W	1	1	6	4	2	1.0	9.0	0	6	6	0	0	0	1	2
9/14	at Cle-W	1	1	6	2	4	0.0	0.0	0	0	-	0	0	0	0	0
9/21	at Phi-L	1	1	3	2	1	1.0	7.0	0	0	-	0	0	0	0	0
9/29	Bal-W	1	1	8	6	2	1.5	19.0	0	0	-	0	0	1	1	7
10/5	at Jac-W	1	1	7	6	1	2.0	19.0	0	0	-	0	0	0	0	0
10/19	at Cin-W	1	1	5	4	1	2.0	12.0	0	0	-	0	0	1	1	0
10/26	NYG-L	1	1	5	3	2	0.0	0.0	0	0	-	0	0	0	0	0
11/3	at Was-W	1	1	5	3	2	2.0	13.0	0	0	-	0	0	0	0	0
11/9	Ind-L	(INACTIVE - CALF)														
11/16	SD-W	1	1	5	3	2	0.0	0.0	0	0	-	0	1	0	0	0
11/20	Cin-W	1	1	3	2	1	1.0	3.0	0	0	-	0	0	0	0	0
11/30	at NE-W	1	1	4	4	0	1.0	3.0	0	0	-	0	0	0	1	0
12/7	Dal-W	1	1	6	4	2	0.0	0.0	0	0	-	0	0	0	0	0
12/14	at Bal-W	1	1	4	3	1	0.0	0.0	0	0	-	0	0	0	0	0
12/21	at Ten-L	1	1	6	4	2	0.0	0.0	0	0	-	0	0	0	0	0
12/28	Cle-W	1	1	5	3	2	0.0	0.0	0	0	-	0	0	0	0	0
Totals		15	15	78	53	25	11.5	85.0	1	6	6	0	1	2	4	9
1/11/09	SD-W	1	1	6	5	1	2.0	18.0	0	0	-	0	0	0	0	0
11/18/09	Bal-W	1	1	9	5	4	2.0	9.0	0	0	-	0	0	0	0	0
2/1/09	at Ari-W	1	1	4	3	1	2.0	3.0	0	0	-	0	1	1	0	0
Postseason Totals		3	3	19	13	6	6.0	30.0	0	0	-	0	1	1	0	0

2007, PITTSBURGH

Date	Opp.	TACKLES							INTERCEPTIONS					FUMBLES		
		GP	GS	Tot.	Solo	Asst.	Sacks	Yds	No.	Yds	Lg	TD	PD	FF	FR	Yds
9/9	at Cle-W	1	0	1	1	0	0.0	0.0	0	0	-	0	0	0	0	0
9/16	Buf-W	1	0	2	1	1	1.0	8.0	0	0	-	0	0	0	0	0
9/23	SF-W	1	0	2	1	1	1.0	3.0	0	0	-	0	0	0	0	0
9/30	at Ari-L	1	0	0	0	0	0.0	0.0	0	0	-	0	0	0	0	0
10/7	Sea-W	1	0	0	0	0	0.0	0.0	0	0	-	0	0	0	0	0
10/21	at Den-L	1	0	2	2	0	1.0	11.0	0	0	-	0	0	1	0	0
10/28	at Cin-W	1	0	0	0	0	0.0	0.0	0	0	-	0	0	0	0	0
11/5	Bal-W	1	0	0	0	0	0.0	0.0	0	0	-	0	0	0	0	0
11/11	Cle-W	1	0	0	0	0	0.0	0.0	0	0	-	0	0	0	0	0
11/18	at NYJ-L	(INACTIVE)														
11/26	Mia-W	(INACTIVE)														
12/2	Cin-W	1	0	0	0	0	0.0	0.0	0	0	-	0	0	0	0	0
12/9	at NE-L	(INACTIVE)														
12/16	Jac-L	1	0	1	1	0	0.0	0.0	0	0	-	0	0	0	0	0
12/20	at StL-W	1	0	3	1	2	0.0	0.0	0	0	-	0	0	0	0	0
12/30	at Bal-L	1	0	2	2	0	1.0	14.0	0	0	-	0	0	0	0	0
Totals		13	0	13	9	4	4.0	36.0	0	0	-	0	0	1	0	0
1/5/08	Jac-L	1	0	3	3	0	2.0	19.0	0	0	-	0	0	0	0	0



Charles WOODSON

24

SAFETY | 6-1 | 210 | MICHIGAN

ACQUIRED: FA-'13 | NFL EXP.: 17 | RAIDERS EXP.: 10

HOMETOWN: FREMONT, OHIO

BORN: 10/7/76

Selected by Oakland Raiders in the first round (fourth overall) of the 1998 NFL Draft, April, 18, 1998...Designated by Raiders as franchise player, Feb. 24, 2004...Re-signed by Raiders as franchise player, Sept. 1, 2004...Designated by Raiders as franchise player, Feb. 22, 2005...Re-signed by Raiders as franchise player, March 7, 2005...Signed by Green Bay Packers as an unrestricted free agent, May 1, 2006...Released by Packers, Feb. 15, 2013...Signed by Raiders as a free agent, May 22, 2013...Re-signed by Raiders as a free agent, March 30, 2014.

CAREER: Veteran safety headed for the Hall of Fame enters his

10th season with the Raiders, the second campaign of his second stint with the team...Credentials include the opportunity to become one of just two players in league history with INTs in 17 straight seasons...Is tied for the most defensive TDs of all time (13) with Rod Woodson and Darren Sharper...Needs just one INT-TD to tie Rod Woodson for most all-time (13)...Entering 2014, his 56 career INTs rank second among active players (Ed Reed, 64)...With one more sack, can become one of 13 players to record at least 50 INTs and 20 sacks in a career...Recorded an INT-TD in a fifth straight season in 2010, an NFL record...In his final year as a cornerback in 2011, garnered his fourth straight and eighth career Pro Bowl selection...After 13 decorated NFL seasons, earned his first Super Bowl ring in 2010...Helped Green Bay to the playoffs in five of his final six years there, including 2009, when the Associated Press named him NFL Defensive Player of the Year after his best individual campaign...Is one of just two players in NFL history to win a Heisman Trophy, Associated Press Rookie of the Year, Associated Press Player of the Year and a Super Bowl in their career, the other being former Raiders RB Marcus Allen...Earned Pro Bowl honors each of his first four years (1998-2001)...Earned first-team All-Pro accolades on three occasions (Associated Press 1999, Sports Illustrated 2000, and Sporting News and College & Pro Football Newsweekly in 2001)...Hardware also includes the 1998 Associated Press Defensive Rookie of the Year...Voted by teammates in 2010 the recipient of the Ed Block Courage Award...His remarkable football career includes three college bowls on a nationally ranked Michigan squad (capped by a Jan. 1, 1998, Rose Bowl triumph that sewed up the AP national championship), three Michigan-Ohio State battles, 17 NFL playoff games, two Super Bowls and four conference-title tilts...Career totals include 222 games played with 219 starts, 1,121 tackles (901 solo), 56 INTs, 209 passes defended, 19 sacks, 33 forced fumbles and 19 fumble recoveries.

1, 1998, Rose Bowl triumph that sewed up the AP national championship), three Michigan-Ohio State battles, 17 NFL playoff games, two Super Bowls and four conference-title tilts...Career totals include 222 games played with 219 starts, 1,121 tackles (901 solo), 56 INTs, 209 passes defended, 19 sacks, 33 forced fumbles and 19 fumble recoveries.

2013: Started all 16 games at free safety in first season back in Oakland...Ranked second on the team with a career-high 133 tackles (88 solo) and saw action on nearly every defensive snap in 16th NFL season...Recorded two sacks, one INT, four forced fumbles and two fumble recoveries, including one fumble returned for a TD...Tied an NFL record with his 13th career defensive TD...Also posted eight passes defended...Earned AFC Defensive Player of the Week honors in Week 5 vs. SD...**(9/8) at Ind.:** Started at free safety in first game back with Raiders since 2005...Credited with six tackles (two solo)...Notched two passes defended...**(9/15) vs. Jac.:** Recorded four solo tackles...Made a diving, one-armed stop of Maurice Jones-Drew to halt a potential TD run in the second quarter...**(9/23) at Den.:** Posted a career-high 17 tackles (12)...**(9/29) vs. Was.:** Led team with 11 tackles (seven)...Sacked Robert Griffin III on a fourth-and-3 play in the second quarter, forcing a turnover on downs...**(10/6) vs. SD:** Put together his top performance of the season, garnering AFC Defensive Player of the Week honors...Returned a third-quarter fumble 25 yards for TD, marking his 13th career defensive TD to tie the NFL's all-time record held by Darren Sharper and Rod Woodson...Also picked off a Philip Rivers pass on San Diego's last play from scrimmage to seal the 27-17 victory...Credited with eight tackles (six)...**(10/13) at KC:** Recorded three solo tackles...Recovered a third-quarter fumble inside the Raiders' 10-yard line following a hit on Donnie Avery by CB DJ Hayden...Forced a fumble in the fourth period, punching the ball out of bounds on a carry by Jamaal Charles...**(11/3) vs. Phi.:** Tied for the team lead with nine tackles (eight)...**(11/10) at NYG:** Tied for the team lead with 10 tackles (five)...**(11/17) at Hou.:** Forced two fumbles and credited with two passes defended...Added seven tackles

AT A GLANCE

- A three-time first-team All-Pro and eight-time Pro Bowler, earned Associated Press Defensive Player of the Year in 2009.
- Bids to intercept a pass in a 17th straight season, joining only Darrell Green (19) as players to accomplish the feat.
- His 13 defensive TDs are tied with Rod Woodson and Darren Sharper for the most all-time and his 12 INT-TDs are second all-time.
- Became the first player in NFL history with an INT-TD in six straight seasons when he accomplished the feat in 2011.
- Is one of just two players in NFL history to win a Heisman Trophy, Associated Press Rookie of the Year, Associated Press Player of the Year and a Super Bowl in their career, the other being former Raiders RB Marcus Allen.
- The 1998 NFL Defensive Rookie of the Year, became the first Raiders defensive back to start every game in his rookie season since Jack Tatum in 1971.
- In 1997, became the first predominantly defensive player to win the Heisman Trophy and is one of nine Heisman winners to wear the Silver and Black.
- Owns his own wine label, TwentyFour, leasing exclusive vineyards in the Napa Valley, a short distance from the Raiders' training-camp headquarters.



(three)...Stripped Garrett Graham on the game's third play from scrimmage, forcing a fumble that was recovered by CB Phillip Adams and set up the Raiders' first TD...Also credited with a forced fumble on a hit on Ben Tate in the final defensive series of the game, helping Raiders seal the 28-23 victory...(12/15) vs. KC: Contributed four tackles (three)...Stopped Knile Davis for a 2-yard loss late in the fourth quarter...(12/22) at SD: Posted 10 tackles (six) and one pass defended...(12/29) vs. Den.: Notched a team-high 14 tackles (12), including a 2-yard stop of Ronnie Hillman in the second quarter...Sacked Brock Osweiler on a third-and-2 play in the fourth quarter, forcing a Denver punt.

2012 (with GB): Played and started seven games, in his first season at safety...Suffered a broken collarbone that sidelined him for Weeks 8-17...Finished with 44 tackles (36 solo), 1.5 sacks, one INT, one forced fumble and five passes defended...In two post-season games, had 12 tackles (11 solo), and one pass defended...(9/9) vs. SF: Appeared in his 200th career contest, starting at strong safety...Forced a fumble and posted 1.5 sacks, his most in a game since he posted two vs. Seattle in 2001...(9/13) vs. Chi.: Recorded his 55th career INT, matching Aeneas Williams for 19th on the all-time list...(10/7) at Ind.: Had 10 tackles and broke up Andrew Luck's fourth-quarter pass intended for Reggie Wayne...(10/21) at StL.: Broke his clavicle tackling Brandon Gibson after a 5-yard gain in the fourth quarter...Remained on the field for the final play of the series, but did not return for final Rams drive...Postseason: (1/5/13) vs. Min.: Rehabilitated the injury and returned for Wild Card win...Started at strong safety and set the tone for an impressive defensive effort...(1/12/13) at SF: Played every snap in team's Divisional Playoff loss, breaking up a first-quarter pass intended for Vernon Davis.

2011 (with GB): A first-team Associated Press All-Pro, notched his fourth straight and eighth overall Pro Bowl selection...Posted 83 tackles (68 solo), 20 passes defended, one forced fumble and one fumble recovery, and tied Eric Weddle and Kyle Arrington for first in the NFL with seven INTs...Became the first player in league annals to return an INT for a TD in six straight seasons (no other individual has done it more than four consecutive years), and the only player in the NFL since 2006 with four seasons of seven-plus INTs...(9/18) at Car.: Sparked Green Bay's comeback with a trio of takeaways, two INTs and one fumble recovery...Marked his sixth two-INT NFL game...Had three takeaways for the third time in career...(10/2) vs. Den.: Returned a Kyle Orton INT 30 yards for a first-quarter TD...On the play, became just the 37th player in NFL annals to reach 50 INTs...Also tied him with Darren Sharper for second on the all-time list with 11 career INT-TDs, one behind Rod Woodson (12)...(10/23) at Min.: Registered his sixth multi-INT game and established a career best with six passes defended, picking off Christian Ponder on consecutive third-quarter drives...(11/14) vs. Min.: In one of his finest all-around performances, broke up four passes and early in the third quarter blitzed and came through unblocked to drop Adrian Peterson for a 6-yard loss...(11/24) at Det.: Set up a second-half FG in a Thanksgiving win, intercepting a Matthew Stafford pass...(12/18) at KC: Made two consecutive stops on a first-half goal-line stand, dropping Jackie Battle for a 1-yard loss and holding Thomas Jones to a yard before the Chiefs turned over the ball on downs.

2010 (with GB): Helped lead Green Bay on a run to the Super Bowl XLV title, earning his third consecutive and seventh overall Pro Bowl selection...Was also named to the second-team Associated Press All-Pro...Started all 20 regular season and playoff games...Ranked third on the team with 115 tackles (79 solo) and led the defense in forced fumbles (five)...Also recorded 13 passes defended, two sacks, one fumble recovery and two INTs, one returned for a TD...Voted by teammates as the Ed Block Courage Award recipient...(10/3) vs. Det.: Racked up 14 tackles (11 solo) and three passes defended, and solidified his NFC Player of the Week award by returning a Shaun Hill INT for a TD, becoming the first in NFL history with a pick-six in five straight years...(11/7) vs. Dal.: Recorded three tackles for loss, sacked Jon Kitna, and forced one fumble...Made all three stops on a fourth-quarter three-and-out, including consecutive tackles behind the line of scrimmage...(11/21) at Min.: Forced a Toby Gerhart fumble recovered by LB A.J. Hawk at the Packers' 35...(12/26) vs. NYG: Forced his fifth fumble of the season on a direct snap to Ahmad Bradshaw, this one recovered by S Atari Bigby to set up an important third-quarter FG...(1/2/11) vs. Chi.: Sacked Jay Cutler one snap before LB Clay Matthews dropped the quarterback again, forcing a key fourth-quarter punt...Postseason: (1/15/11) at Atl.: Recorded his first career postseason sack, throwing Matt Ryan for a loss one snap before CB Tramon Williams intercepted the quarterback in the end zone to thwart a threat late in the first half...Super Bowl XLV (2/6/11) vs. Pit.: Started his second career Super Bowl but could not finish it, breaking his collarbone while diving to interrupt a pass to Mike Wallace near the sideline late in first half...Stayed in game for one more snap, but watched the second half.





2009 (with GB): The Associated Press Defensive Player of the Year...At 33, became oldest defensive back to win the award and the first cornerback since Deion Sanders (1994)...Additionally garnered Defensive Player of the Year from the Sporting News and the Kansas City Committee of 101, and first-team All-Pro honors from AP, Pro Football Weekly, Sporting News and Sports Illustrated, and named best defensive back in the league by NFL Alumni...Secured a sixth Pro Bowl invite, including starting honors for a second straight year...Started all 16 regular season games, as well as the Wild Card playoff, at left cornerback...His career-best nine INTs tied three others for the NFL lead...Also paced the team with four forced fumbles, and added two sacks, tied for second among NFL DBs, becoming just the fourth NFL player with nine picks and two sacks in the same campaign...On three occasions (September, November and December/January), locked up NFC Defensive Player of the Month honors, the first-ever NFL defensive player to bring home three such awards in one season...(9/20) **vs. Cin.:** In his fourth multi-INT game, twice picked off fellow Heisman winner Carson Palmer...Jumped a short pass in the right flat and returned it for a 37-yard TD...(9/27) **at StL.:** Intercepted Kyle Boller's pass in the fourth quarter...(10/25) **at Cle.:** Among two takeaways, registered career INT No. 40 (D. Anderson), setting up a TD...Also stripped Josh Cribbs after a short completion early in second half...(11/15) **vs. Dal.:** Earned NFC Defensive Player of the Week, playing a role in all three takeaways...With the Cowboys at the Packers' 1-yard line, intercepted Tony Romo, preserving a 17-7 win...(11/26) **at Det.:** In one of the finest defensive performances in NFL history, ran away with NFC Defensive Player of the Week honors after becoming the first player with a sack, two INTs, one INT-TD, and a fumble recovery in a single contest...Also forced a fumble and posted a season-best four passes defended in 34-12 win...Picked off Matthew Stafford with four minutes left, jumping a pass intended for Calvin Johnson and racing 38 yards for a TD...(12/13) **at Chi.:** Among three passes defended, intercepted an underthrown Jay Cutler pass late in first quarter...(1/3/10) **at Ari.:** Picked off Matt Leinart's second-quarter pass and converting the play into a 45-yard TD, his ninth INT and third defensive score of the season...**Postseason:** (1/10/10) **at Ari.:** Early in second quarter of Green Bay's 51-45 Wild Card loss, with Green Bay trailing, forced a Larry Fitzgerald fumble, recovered by LB Clay Matthews.

2008 (with GB): A Pro Bowl starter, earned an invite for the first time since 2001...Started all 16 games, 13 at cornerback and three at safety...Tied teammate S Nick Collins for second in the NFL with seven INTs, trailing only Baltimore's Ed Reed...Returned two INTs for TDs...Led team with 20 passes defended, and paced the Packers' secondary with a career-most three sacks...Had 79 tackles, then a career high, forced a fumble and recovered another...(9/14) **at Det.:** After fracturing toe one week earlier in season-opener, picked off a pair of Jon Kitna passes among a season-high five passes defended, the third multi-INT game of his career...First INT set up a TD run...Returned second for a 41-yard TD...(9/28) **at TB:** Picked off Brian Griese's short pass and returned the INT 62 yards for a fourth-quarter TD...(10/12) **at Sea.:** Picked off Charlie Frye's fourth-quarter pass, after sacking the quarterback earlier in game...(11/9) **at Min.:** Returned a Gus Frerotte INT to set up a second-quarter TD...(11/16) **vs. Chi.:** Sacked Kyle Orton in the third quarter...(11/30) **vs. Car.:** Forced to start at strong safety due to injuries, on first play from scrimmage recovered a Muhsin Muhammad fumble, then forced a Jonathan Stewart fumble deep in Packers territory, the first time in his career he forced and recovered a fumble in the same contest...(12/14) **at Jac.:** Sacked David Garrard in the third quarter...(12/22) **at Chi.:** Starting at cornerback, intercepted Kyle Orton late in third quarter, then blasted Matt Forte for a 1-yard loss in overtime...(12/28) **vs. Det.:** Intercepted Dan Orlovsky's overthrown first-quarter pass intended for Calvin Johnson.

2007 (with GB): A first alternate, barely missed the Pro Bowl while leading Green Bay to the NFC Championship Game...Started all 14 games and both playoff contests, missing one game due to a toe injury...Had 64 tackles (54 solo), four INTs, 10 passes defended and one fumble recovery...Scored the team's only defensive TDs, returning the fumble and one INT for scores...Also served as primary punt returner, returning 33 punts for 268 yards (8.1 avg.)...(10/14) **vs. Was.:** In 17-14 win, picked up NFC Defensive Player of the Week honors after returning a Santana Moss fumble 57 yards for a game-winning third-quarter TD...Earlier, intercepted a Jason Campbell pass that deflected off Moss' hands, wrestling it away from Antwaan Randle El...(11/4) **at KC:** Made a pair of fourth-quarter plays to seal a 33-22 victory...Returned a Damon Huard INT 46 yards for a TD, and earlier returned a punt 27 yards to set up a FG...Also dropped Larry Johnson for a 1-yard loss in the third quarter...(11/11) **vs. Min.:** Helped to preserve Green Bay's first franchise shutout of Minnesota, intercepting Brooks Bollinger at the 2-yard line in the fourth quarter...(11/22) **at Det.:** Did not finish after nearly returning a first-quarter punt for a TD; sustained a toe injury on the 34-yard return...In two postseason contests, posted six solo tackles and broke up three passes.

2006 (with GB): Signed with Green Bay as an unrestricted free agent in the offseason...Battled a painful shoulder injury most of the year, but still started 16 games at cornerback and paced the team in both INTs (eight) and passes defended (26)...Snubbed in Pro Bowl selections, despite his eight INTs, which tied for first in the NFC and tied for third in the league...Also for the first time since his Heisman season at Michigan in 1997, served as his team's primary punt returner, posting 41 returns for 363 yards (8.9 avg.)...(10/22) **at Mia.:** Among four passes defended, returned a deflected Joey Harrington INT 23 yards for a TD, his third career score but first since Nov. 28, 1999...Also sacked Harrington to force an earlier punt...(11/27) **at Sea.:** Notched his second career multi-INT game, picking off Matt Hasselbeck in each of the first two quarters, setting up the Packers' first TD...(12/10) **at SF:** Posted a career-long 40-yard punt return, setting up a fourth-quarter FG that iced the win, plus his first kickoff return since his days at Michigan...Also recovered a Frank Gore fumble...(12/21) **vs. Min.:** Intercepted Tarvaris Jackson...(12/31) **at Chi.:** Marked his seventh individual takeaway over a six-game stretch, intercepting Rex Grossman.

2005: In the final season of his initial Raiders tenure, started Oakland's first six games before suffering a broken leg that sidelined him for the remainder of the season...Was inactive for the subsequent nine contests before Oakland placed him on the reserve/injured list on Dec. 29...Finished with 31 tackles (27 solo), one INT among four passes defended, one forced fumble and three punt returns for 20 yards...(9/18) **vs. KC:** Opened at free safety, his only non-cornback start of the season, and had a



season-high two passes defended plus a forced fumble near midfield with five minutes left, positioning Oakland for a potential go-ahead TD...**(10/2) vs. Dal.**: Intercepted Drew Bledsoe in the second quarter...**(10/23) vs. Buf.**: Fractured his right lower leg late in the second quarter when he tackled Willis McGahee at the end of a 4-yard run.

2004: Played in Oakland's first 13 games, starting 12, before a right knee injury rendered him inactive for the final three contests...Posted 2.5 sacks among 74 total tackles (59 solo)...Also broke up nine passes, including one INT, forced a pair of fumbles and recovered another...Returned one punt for 4 yards...**(9/19) vs. Buf.**: Registered his first of two early season sacks, dropping Drew Bledsoe...**(9/26) vs. TB**: Forced a Brad Johnson fumble by sacking the quarterback...**(11/28) at Den.**: Recovered a Reuben Droughns fumble on the opening possession of the second half that led to a quick TD in a 25-24 triumph...**(12/5) vs. KC**: Picked off Trent Green's second-quarter pass in Oakland territory, setting up a TD.

2003: Played without pain, starting the Raiders' first 15 games at cornerback...Recorded 70 tackles (56 solo), including one sack and one forced fumble...Also made three INTs among eight passes defended and recovered one fumble...**(10/5) at Chi.**: Picked off Kordell Stewart on the Bears' initial drive of the second half, giving him his first two-INT game in the NFL...**(10/12) at Cle.**: Forced a William Green fumble on the game's initial series, setting up an Oakland TD...**(11/30) vs. Den.**: Sacked Jake Plummer.

2002: Saw his season interrupted by injury for the first time as a professional, playing eight regular season games with seven starts...Had played all 70 games, including playoffs, with 69 starts, until a shoulder injury sidelined him in Week 3...Inactive for the other eight contests due to shoulder and leg injuries, but started all three postseason games, including Super Bowl XXXVII...Had a team-high four forced fumbles...Also made one INT among four passes defended, recovered one fumble and posted 37 tackles...**(9/8) vs. Sea.**: Forced two fumbles, matching a career best (also Dec. 16, 2000, at Seattle) among a team-high eight tackles in season-opening victory...**(9/15) at Pit.**: Had a hand in two fourth-quarter turnovers, forcing a Hines Ward fumble and intercepting Kordell Stewart in 30-17 win...**(11/3) vs. SF**: Returned to starting lineup after missing five games with a right shoulder injury and made eight stops, recovering an early Garrison Hearst fumble...**Postseason: (1/12/03) vs. NYJ**: Returned to start AFC Divisional playoff after right leg injury left him inactive for three of final four regular season games...**(1/19/03) vs. Ten.**: Shared club lead with eight tackles, helping team clinch first Super Bowl berth since 1983...**Super Bowl XXXVII (1/26/03) vs. TB**: Intercepted Brad Johnson on the third play of Super Bowl XXXVII to set up a FG, the Raiders' first points.

2001: Garnered a fourth Pro Bowl selection in his fourth NFL season...Earned All-Pro honors from the Sporting News and College & Pro Football Newsweekly, and All-AFC recognition from Football News...Played in all 16 regular season games for a fourth straight season, making 15 starts at cornerback...Also started both Raiders playoff contests...Had 53 tackles, two sacks, one INT, 11 passes defended, one forced fumble and a blocked FG...Additionally, returned punts for the first time as a professional, averaging 11.8 yards on four returns for 47 yards...**(9/9) at KC**: Intercepted Trent Green in a season-opening 27-24 win...**(9/30) vs. Sea.**: Recorded the first two sacks of his pro career among a season-high eight tackles, dropping Matt Hasselbeck twice in a 38-14 victory...**(10/7) vs. Dal.**: Blocked a 41-yard FG try by Tim Seder just before halftime of 28-21 win...**(11/25) at NYG**: Forced a Greg Comella fumble to blunt an early Giants drive into Oakland territory in eventual 28-10 victory...**(12/30) at Den.**: Played but did not start due to stomach illness...**Postseason: (1/19/02) at NE**: Made five tackles and knocked down a pass in the AFC Divisional playoff...Sacked Tom Brady and forced a fumble, seemingly clinching a Raider victory...Fumble ruling was overturned, and the Raiders fell 16-13 in overtime in what has become famously known as the "Tuck Rule Game."

2000: Led the Raiders in INTs (four), passes defended (13) and forced fumbles (three) while starting all 16 regular season games for the third straight year...Also started both Oakland playoff games...Also finished second on the team in tackles with 79, recovered one fumble and caught one pass for eight yards...Selected to his third consecutive Pro Bowl, also brought home Sports Illustrated and Associated Press All-Pro accolades, as well as All-AFC acknowledgement from Football News...**(10/15) at KC**: Picked up a first down with an 8-yard reception from Rich Gannon on a first-quarter TD drive, in a 20-17 win...**(11/19) at NO**: Intercepted the first NFL pass of Aaron Brooks, setting up an Oakland TD, in 31-22 victory...**(12/16) at Sea.**: Forced a pair of fumbles to establish a career high, including one by Ricky Watters late in the game...Also intercepted Jon Kitna to stop another...**Postseason: (1/6/01) vs. Mia.**: Helped dispatch Dolphins, 27-0, in AFC Divisional playoff with a fumble recovery and a pass breakup...Pounced on a Lamar Smith fumble in Miami territory to set up a second-quarter TD...**(1/14/01) vs. Bal.**: In AFC Championship, contributed two tackles and a pass breakup in loss to eventual world champion.





1999: Extended his starting streak to all 32 games of his early NFL career, earning a second straight Pro Bowl appearance (first Pro Bowl start)...A consensus All-Pro selection (AP, PFW/PFWA), ranked second on the squad with 15 passes defended...**(11/14) vs. SD:** Made his first NFL reception, hauling in a 19-yard pass from Rich Gannon to advance a first-quarter TD drive...Also broke up a Jim Harbaugh pass...**(11/28) vs. KC:** On the last play of the third quarter, returned an Elvis Grbac INT 15 yards for a TD and Oakland's final points in 37-34 win.

1998: The NFL Defensive Rookie of the Year (AP, Pro Football Weekly, Football Digest), became the Raiders' first rookie defensive back to start every game since S Jack Tatum in 1971...Also reaped Pro Bowl and all-rookie honors...Among a club-high 22 passes defended, tied CB Eric Allen for the team lead with five INTs, most by a Raiders rookie since Charles Phillips had six in 1975...Also paced the secondary – and was third among all Oakland defenders – with 64 tackles, along with contributing two forced fumbles...Earned December NFL Rookie of the Month honors...**(9/6) at KC:** Made his NFL debut, forcing a fumble...**(9/27) at Dal.:** Registered his first NFL INT, picking off Jason Garrett in a 13-12 win...With Dallas threatening to tie late in third quarter, stepped in front of Michael Irvin on the goal line and returned the pick 24 yards...**(10/4) at Ari.:** Returned a Jake Plummer INT 46 yards for his first NFL TD, giving Oakland a 16-14 lead in a 23-20 triumph...**(12/20) at SD:** Broke up a season-high five passes, including a Craig Whelihan INT, in 17-10 win.

COLLEGE: A three-year starter and letterman (1995-97) at the University of Michigan, became a starter the second game of his true freshman year (1995) and played in 34 straight games before declaring for the NFL draft following his junior season...The first predominantly defensive player ever to win the Heisman Trophy (1997), also was a two-time All-American and Chevrolet Defensive Player of the Year (1996-97), and three-time All-Big Ten selection...Finished with 18 career INTs, leading Wolverines all three seasons...Made spot contributions as a wide receiver, and also returned 44 punts...The MVP of a 12-0 club that captured the 1997 Associated Press national championship, helped Wolverines beat Washington State in Rose Bowl, Jan. 1, 1998...En route to his Heisman, finished second in the nation with eight INTs, and added the Walter Camp Player of the Year, Jim Thorpe Award as the nation's top DB, Bronko Nagurski Award as the top defensive player, Sporting News Player of the Year and consensus All-American honors...Averaged 8.4 yards on 36 punt returns, highlighted by a 78-yard TD in 20-14 victory over No. 4 Ohio State (Nov. 22, 1997)...With five INTs as a 19-year old true freshman, earned 1995 Big Ten Freshman of the Year recognition.

PERSONAL: Ohio's "Mr. Football" as a 1994 senior at Ross High School in Fremont, Ohio...Finished prep career with the school's career records for rushing yards (3,861) and scoring (466 points), including 2,028 yards and 230 points his senior season, when he was a USA Today All-American selection...Accumulated 5,996 career all-purpose yards...Also lettered twice in basketball (guard) and track (relay sprinter and long jumper)...Made a \$2 million donation to the new University of Michigan C.S. Mott Children's Hospital and Women's Hospital on Thanksgiving Day 2009...Was honored with a "Charles Woodson Day" at the new hospital...Through several fundraisers, including an annual May golf tournament in conjunction with former teammates Brian Griese and Steve Hutchinson, has helped raised millions of dollars for the facilities, including \$1.3 million in the tournament's first year for both the Mott Children's and Von Voigtlander Women's hospitals...Has a website for his foundation, www.charleswoodsonfoundation.org...In 2012, donated \$100,000 to the Red Cross in order to assist families devastated by Superstorm Sandy...In 2008, donated \$150,000 for academic scholarships to the University of Michigan for students with financial needs studying kinesiology...With funds being matched by the Presidential Scholarship Challenge Program, the amount of endowed scholarships is \$300,000 for students from communities where Woodson has ties – Fremont, Ohio; Detroit, Mich.; Oakland, Calif.; and Green Bay, Wis. ...One of the scholarships is in honor of Woodson's mother, Georgia, and will go to students in Ohio coming from single-parent households...Has volunteered at a youth football camp held by his former Oakland teammate Zack Crockett, and has participated in events to benefit the Donald Driver Foundation as well as the Donald Driver Celebrity Softball Game...A wine entrepreneur, owns the wine label TwentyFour by Charles Woodson, leasing acres of vineyards in Napa Valley, Calif., a short distance from the Raiders' training-camp home.

ADDITIONAL STATISTICS: Touchdowns (13): at Ari., 10/4/98, 46-yard INT return (J. Plummer); vs. KC, 11/28/99, 15-yard INT return (E. Grbac); at Mia., 10/22/06, 23-yard INT return (J. Harrington); vs. Was., 10/14/07, 57-yard fumble return (S. Moss); at KC, 11/4/07, 46-yard INT return (D. Huard); at Det., 9/14/08, 41-yard INT return (J. Kitna); at TB, 9/28/08, 62-yard INT return (B. Griese); vs. Cin., 9/20/09, 37-yard INT return (C. Palmer); at Det., 11/26/09, 38-yard INT return (M. Stafford); at Ari., 1/3/10, 45-yard INT return (M. Leinart); vs. Det., 10/3/10, 48-yard INT return (S. Hill); vs. Den., 10/2/11, 30-yard INT return (K. Orton); vs. SD, 10/6/13, 25-yard fumble return (D. Woodhead). Blocked Tim Seder FG attempt, vs. Dal., 10/7/01. Receptions — 1 for 19 yards in 1999, 1 for 8 yards in 2000; NFL total: 2 for 27 yards (13.5 avg.).

SINGLE-GAME HIGHS: TACKLES: Total – 17, at Den., 9/23/13. Solo – 12, three times; last: vs. Den., 12/29/13. Interceptions – 2, seven times; last: at Min., 10/23/11. Passes defended – 6, at Min., 10/23/11. Sacks – 2, vs. Sea., 9/30/01. Forced fumbles – 2, three times; last: at Hou., 11/17/13. Fumble recoveries – 1, 12 times; last: at KC, 10/13/13.



CHARLES WOODSON'S CAREER STATISTICS

TACKLES									INTERCEPTIONS					FUMBLES		
Year	Team	GP	GS	Tot.	Solo	Asst.	Sacks	Yds	No.	Yds	Lg	TD	PD	FF	FR	Yds
1998	Oakland	16	16	64	61	3	0.0	0.0	5	118	46t	1	22	2	0	0
1999	Oakland	16	16	61	52	9	0.0	0.0	1	15	15t	1	15	0	1	24
2000	Oakland	16	16	79	66	13	0.0	0.0	4	36	23	0	13	3	1	0
2001	Oakland	16	15	53	40	13	2.0	15.0	1	64	34	0	11	1	0	0
2002	Oakland	8	7	37	35	2	0.0	0.0	1	3	3	0	4	4	1	0
2003	Oakland	15	15	70	56	14	1.0	7.0	3	67	51	0	8	1	1	3
2004	Oakland	13	12	74	59	15	2.5	22.0	1	25	25	0	9	2	1	0
2005	Oakland	6	6	31	27	4	0.0	0.0	1	0	0	0	4	1	0	0
2006	Green Bay	16	16	63	51	12	1.0	9.0	8	61	23t	1	26	3	1	0
2007	Green Bay	14	14	64	54	10	0.0	0.0	4	48	46t	1	10	0	1	57
2008	Green Bay	16	16	79	66	13	3.0	14.0	7	169	62t	2	20	1	1	-2
2009	Green Bay	16	16	81	63	18	2.0	18.0	9	179	45t	3	21	4	1	0
2010	Green Bay	16	16	105	79	26	2.0	11.0	2	48	48t	1	13	5	0	0
2011	Green Bay	15	15	83	68	15	2.0	11.0	7	63	30t	1	20	1	1	-1
2012	Green Bay	7	7	44	36	8	1.5	5.5	1	0	0	0	5	1	0	0
2013	Oakland	16	16	133	88	45	2.0	18.0	1	13	13	0	8	4	2	25
Totals		222	219	1,121	901	220	19.0	130.5	56	909	62t	11	209	33	12	106
POSTSEASON									INTERCEPTIONS					FUMBLES		
Year	Team	GP	GS	Tot.	Solo	Asst.	Sacks	Yds	No.	Yds	Lg	TD	PD	FF	FR	Yds
2000	Oakland	2	2	5	4	1	0.0	0.0	0	0	-	0	2	0	1	0
2001	Oakland	2	2	12	8	4	0.0	0.0	0	0	-	0	3	0	0	0
2002	Oakland	3	3	22	18	4	0.0	0.0	1	12	12	0	4	0	0	0
2007	Green Bay	2	1	6	6	0	0.0	0.0	0	0	-	0	3	0	0	0
2009	Green Bay	1	1	7	7	0	0.0	0.0	0	0	-	0	1	1	0	0
2010	Green Bay	4	4	19	14	5	1.0	7.0	0	0	-	0	0	0	0	0
2011	Green Bay	1	1	2	2	0	0.0	0.0	0	0	-	0	1	0	0	0
2012	Green Bay	2	2	12	11	1	0.0	0.0	0	0	-	0	1	0	0	0
Totals		17	16	85	70	15	1.0	7.0	1	12	12	0	15	1	1	0
KICKOFF RETURNS									PUNT RETURNS							
Year	Team	No.	Yds	Avg.	Lg	TD	No.	FC	Yds	Avg.	Lg	TD				
2001	Oakland	0	0	-	-	0	4	0	47	11.8	16	0				
2002	Oakland	0	0	-	-	0	4	1	6	1.5	4	0				
2004	Oakland	0	0	-	-	0	1	0	4	4.0	4	0				
2005	Oakland	0	0	-	-	0	3	0	20	6.7	15	0				
2006	Green Bay	1	10	10.0	10	0	41	2	363	8.9	40	0				
2007	Green Bay	0	0	-	-	0	33	5	268	8.1	34	0				
2008	Green Bay	1	-2	-2.0	-2	0	0	0	0	-	-	0				
2009	Green Bay	2	30	15.0	18	0	1	0	0	0.0	0	0				
2011	Green Bay	1	9	9.0	9	0	0	0	0	-	-	0				
Totals		5	47	9.4	18	0	87	8	708	8.1	40	0				

CHARLES WOODSON GAME-BY-GAME

2013, OAKLAND

Date	Opp.	GP	GS	TACKLES					Yds	INTERCEPTIONS					FUMBLES		
				Tot.	Solo	Asst.	Sacks			No.	Yds	Lg	TD	PD	FF	FR	Yds
9/8	at Ind-L	1	1	6	2	4	0.0	0.0		0	0	-	0	0	0	0	0
9/15	Jac-W	1	1	4	4	0	0.0	0.0		0	0	-	0	0	0	0	0
9/23	at Den-L	1	1	17	12	5	0.0	0.0		0	0	-	0	0	0	0	0
9/29	Was-L	1	1	11	7	4	1.0	10.0		0	0	-	0	0	1	0	0
10/6	SD-W	1	1	8	6	2	0.0	0.0		1	13	13	0	2	0	1	25
10/13	at KC-L	1	1	3	3	0	0.0	0.0		0	0	-	0	0	1	1	0
10/27	Pit-W	1	1	5	3	2	0.0	0.0		0	0	-	0	0	0	0	0
11/3	Phi-L	1	1	9	8	1	0.0	0.0		0	0	-	0	0	0	0	0
11/10	at NYG-L	1	1	10	5	5	0.0	0.0		0	0	-	0	0	0	0	0
11/17	at Hou-W	1	1	7	3	4	0.0	0.0		0	0	-	0	2	2	0	0
11/24	Ten-L	1	1	10	6	4	0.0	0.0		0	0	-	0	0	0	0	0
11/28	at Dal-L	1	1	7	3	4	0.0	0.0		0	0	-	0	1	0	0	0
12/8	at NYJ-L	1	1	8	5	3	0.0	0.0		0	0	-	0	1	0	0	0
12/15	KC-L	1	1	4	3	1	0.0	0.0		0	0	-	0	0	0	0	0
12/22	at SD-L	1	1	10	6	4	0.0	0.0		0	0	-	0	1	0	0	0
12/29	Den-L	1	1	14	12	2	1.0	8.0		0	0	-	0	1	0	0	0
Totals		16	16	133	88	45	2.0	18.0		1	13	13	0	8	4	2	25



CHARLES WOODSON GAME-BY-GAME

2012, GREEN BAY

Date	Opp.	GP	GS	Tot.	TACKLES				Yds	No.	INTERCEPTIONS				FUMBLES		
					Solo	Asst.	Sacks				Yds	Lg	TD	PD	FF	FR	Yds
9/9	SF-L	1	1	3	3	0	1.5	5.5	0	0	0	-	0	0	1	0	0
9/13	Chi-W	1	1	5	4	1	0.0	0.0	1	0	0	0	0	1	0	0	0
9/24	at Sea-L	1	1	5	2	3	0.0	0.0	0	0	0	-	0	2	0	0	0
9/30	NO-W	1	1	12	11	1	0.0	0.0	0	0	-	0	0	1	0	0	0
10/7	at Ind-L	1	1	10	8	2	0.0	0.0	0	0	-	0	0	1	0	0	0
10/14	at Hou-W	1	1	3	3	0	0.0	0.0	0	0	-	0	0	0	0	0	0
10/21	at StL-W	1	1	6	5	1	0.0	0.0	0	0	-	0	0	0	0	0	0
10/28	Jac-W				(INACTIVE - COLLARBONE)												
11/4	Ari-W				(INACTIVE - COLLARBONE)												
11/18	at Det-W				(INACTIVE - COLLARBONE)												
11/25	at NYG-L				(INACTIVE - COLLARBONE)												
12/2	Min-W				(INACTIVE - COLLARBONE)												
12/9	Det-W				(INACTIVE - COLLARBONE)												
12/16	at Chi-W				(INACTIVE - COLLARBONE)												
12/23	Ten-W				(INACTIVE - COLLARBONE)												
12/30	at Min-L				(INACTIVE - COLLARBONE)												
Totals		7	7	44	36	8	1.5	5.5	1	0	0	0	0	5	1	0	0
1/5/13	Min-W	1	1	6	6	0	0.0	0.0	0	0	-	0	0	0	0	0	0
1/12/13	at SF-L	1	1	6	5	1	0.0	0.0	0	0	-	0	0	1	0	0	0
Postseason Totals		2	2	12	11	1	0.0	0.0	0	0	-	0	1	0	0	0	0

2011, GREEN BAY

Date	Opp.	GP	GS	Tot.	TACKLES				Yds	No.	INTERCEPTIONS				FUMBLES		
					Solo	Asst.	Sacks				Yds	Lg	TD	PD	FF	FR	Yds
9/8	NO-W	1	1	2	2	0	0.0	0.0	0	0	-	0	0	1	0	0	0
9/18	at Car-W	1	1	8	6	2	0.0	0.0	2	6	-	0	2	0	0	1	-1
9/25	at Chi-W	1	1	3	2	1	0.0	0.0	0	0	-	0	0	0	0	0	0
10/2	Den-W	1	1	5	4	1	0.0	0.0	1	30	30t	1	1	0	0	0	0
10/9	at Atl-W	1	1	4	3	1	0.0	0.0	0	0	-	0	0	0	0	0	0
10/16	StL-W	1	1	4	3	1	1.0	6.0	0	0	-	0	0	0	0	0	0
10/23	at Min-W	1	1	6	5	1	0.0	0.0	2	26	25	0	6	0	0	0	0
11/6	at SD-W	1	1	6	5	1	0.0	0.0	0	0	-	0	0	0	1	0	0
11/14	Min-W	1	1	9	8	1	0.0	0.0	0	0	-	0	4	0	0	0	0
11/20	TB-W	1	1	5	3	2	1.0	5.0	0	0	-	0	1	0	0	0	0
11/24	at Det-W	1	1	5	5	0	0.0	0.0	1	0	0	0	1	0	0	0	0
12/4	at NYG-W	1	1	6	5	1	0.0	0.0	0	0	-	0	0	0	0	0	0
12/11	Oak-W	1	1	4	4	0	0.0	0.0	1	1	1	0	3	0	0	0	0
12/18	at KC-L	1	1	12	10	2	0.0	0.0	0	0	-	0	0	0	0	0	0
12/25	Chi-W	1	1	4	3	1	0.0	0.0	0	0	-	0	1	0	0	0	0
1/1/12	Det-W				(INACTIVE)												
Totals		15	15	83	68	15	2.0	11.0	7	63	30t	1	20	1	1	-1	0
1/15/12	NYG-L	1	1	2	2	0	0.0	0.0	0	0	-	0	1	0	0	0	0



CHARLES WOODSON GAME-BY-GAME

2010, GREEN BAY

Date	Opp.	GP	GS	TACKLES					Yds	INTERCEPTIONS					FUMBLES		
				Tot.	Solo	Asst.	Sacks	No.		Yds	Lg	TD	PD	FF	FR	Yds	
9/12	at Phi-W	1	1	5	4	1	0.0	0.0	0	0	-	0	1	1	0	0	
9/19	Buf-W	1	1	5	5	0	0.0	0.0	0	0	-	0	0	0	0	0	
9/27	at Chi-L	1	1	5	4	1	0.0	0.0	0	0	-	0	0	1	0	0	
10/3	Det-W	1	1	14	11	3	0.0	0.0	1	48	48t	1	3	0	0	0	
10/10	at Was-L	1	1	7	5	2	0.0	0.0	0	0	-	0	1	0	0	0	
10/17	Mia-L	1	1	8	6	2	0.0	0.0	0	0	-	0	0	0	0	0	
10/24	Min-W	1	1	9	6	3	0.0	0.0	0	0	-	0	0	0	0	0	
10/31	at NYJ-W	1	1	4	3	1	0.0	0.0	1	0	0	0	2	0	0	0	
11/7	Dal-W	1	1	5	4	1	1.0	3.0	0	0	-	0	0	1	0	0	
11/21	at Min-W	1	1	7	6	1	0.0	0.0	0	0	-	0	0	1	0	0	
11/28	at Atl-L	1	1	7	7	0	0.0	0.0	0	0	-	0	0	0	0	0	
12/5	SF-W	1	1	4	2	2	0.0	0.0	0	0	-	0	0	0	0	0	
12/12	at Det-L	1	1	9	6	3	0.0	0.0	0	0	-	0	1	0	0	0	
12/19	at NE-L	1	1	5	3	2	0.0	0.0	0	0	-	0	2	0	0	0	
12/26	NYG-W	1	1	3	2	1	0.0	0.0	0	0	-	0	0	1	0	0	
1/2/11	Chi-W	1	1	8	5	3	1.0	8.0	0	0	-	0	3	0	0	0	
Totals		16	16	105	79	26	2.0	11.0	2	48	48t	1	13	5	0	0	
1/9/11	at Phi-W	1	1	7	4	3	0.0	0.0	0	0	-	0	0	0	0	0	
1/15/11	at Atl-W	1	1	6	5	1	1.0	7.0	0	0	-	0	0	0	0	0	
1/23/11	at Chi-W	1	1	3	3	0	0.0	0.0	0	0	-	0	0	0	0	0	
2/6/11	Pit-W	1	1	3	2	1	0.0	0.0	0	0	-	0	0	0	0	0	
Postseason Totals		4	4	19	14	5	1.0	7.0	0	0	-	0	0	0	0	0	

2009, GREEN BAY

		TACKLES								INTERCEPTIONS					FUMBLES		
Date	Opp.	GP	GS	Tot.	Solo	Asst.	Sacks	Yds	No.	Yds	Lg	TD	PD	FF	FR	Yds	
9/13	Chi-W	1	1	3	3	0	0.0	0.0	0	0	-	0	0	0	0	0	
9/20	Cin-L	1	1	11	10	1	0.0	0.0	2	59	37t	1	2	0	0	0	
9/27	at StL-W	1	1	10	8	2	0.0	0.0	1	0	0	0	1	0	0	0	
10/5	at Min-L	1	1	3	2	1	0.0	0.0	0	0	-	0	0	0	0	0	
10/18	Det-W	1	1	3	2	1	0.0	0.0	0	0	-	0	0	0	0	0	
10/25	at Cle-W	1	1	2	2	0	0.0	0.0	1	25	25	0	1	1	0	0	
11/1	Min-L	1	1	5	3	2	0.0	0.0	0	0	-	0	0	0	0	0	
11/8	at TB-L	1	1	8	7	1	0.0	0.0	0	0	-	0	2	0	0	0	
11/15	Dal-W	1	1	10	7	3	1.0	12.0	1	3	3	0	1	2	0	0	
11/22	SF-W	1	1	0	0	0	0.0	0.0	0	0	-	0	1	0	0	0	
11/26	at Det-W	1	1	5	5	0	1.0	6.0	2	38	38t	1	4	1	1	0	
12/7	Bal-W	1	1	3	2	1	0.0	0.0	0	0	-	0	0	0	0	0	
12/13	at Chi-W	1	1	4	2	2	0.0	0.0	1	9	9	0	3	0	0	0	
12/20	at Pit-L	1	1	10	8	2	0.0	0.0	0	0	-	0	2	0	0	0	
12/27	Sea-W	1	1	4	2	2	0.0	0.0	0	0	-	0	1	0	0	0	
1/3/10	at Ari-W	1	1	0	0	0	0.0	0.0	1	45	45t	1	3	0	0	0	
Totals		16	16	81	63	18	2.0	18.0	9	179	45t	3	21	4	1	0	
1/10/10	at Ari-L	1	1	7	7	0	0.0	0.0	0	0	-	0	1	1	0	0	



CHARLES WOODSON GAME-BY-GAME

2008, GREEN BAY

Date	Opp.	GP	GS	TACKLES					Yds	No.	INTERCEPTIONS					FUMBLES		
				Tot.	Solo	Asst.	Sacks				Yds	Lg	TD	PD		FF	FR	Yds
9/8	Min-W	1	1	4	4	0	0.0	0.0	0	0	0	-	0	2	0	0	0	0
9/14	at Det-W	1	1	2	2	0	0.0	0.0	2	41	41t	1	5	0	0	0	0	0
9/21	Dal-L	1	1	2	2	0	0.0	0.0	0	0	-	0	0	0	0	0	0	0
9/28	at TB-L	1	1	7	5	2	0.0	0.0	1	62	62t	1	3	0	0	0	0	0
10/5	Chi-L	1	1	2	2	0	0.0	0.0	0	0	-	0	0	0	0	0	0	0
10/12	at Sea-W	1	1	3	2	1	1.0	5.0	1	12	12	0	2	0	0	0	0	0
10/19	Ind-W	1	1	2	2	0	0.0	0.0	0	0	-	0	1	0	0	0	0	0
11/2	at Ten-L	1	1	6	5	1	0.0	0.0	0	0	-	0	1	0	0	0	0	0
11/9	at Min-L	1	1	7	4	3	0.0	0.0	1	9	9	0	1	0	0	0	0	0
11/16	Chi-W	1	1	5	5	0	1.0	8.0	0	0	-	0	0	0	0	0	0	0
11/24	at NO-L	1	1	6	6	0	0.0	0.0	0	0	-	0	0	0	0	0	0	0
11/30	Car-L	1	1	9	7	2	0.0	0.0	0	0	-	0	0	1	1	-2		
12/7	Hou-L	1	1	11	9	2	0.0	0.0	0	0	-	0	2	0	0	0	0	0
12/14	at Jac-L	1	1	6	6	0	1.0	1.0	0	0	-	0	0	0	0	0	0	0
12/22	at Chi-L	1	1	4	3	1	0.0	0.0	1	22	22	0	1	0	0	0	0	0
12/28	Det-W	1	1	3	2	1	0.0	0.0	1	23	23	0	2	0	0	0	0	0
Totals		16	16	79	66	13	3.0	14.0	7	169	62t	2	20	1	1	-2		

2007, GREEN BAY

Date	Opp.	GP	GS	TACKLES					Yds	No.	INTERCEPTIONS					FUMBLES		
				Tot.	Solo	Asst.	Sacks				Yds	Lg	TD	PD		FF	FR	Yds
9/9	Phi-W	1	1	3	2	1	0.0	0.0	0	0	0	-	0	0	0	0	0	0
9/16	at NYG-W	1	1	3	3	0	0.0	0.0	0	0	-	0	1	0	0	0	0	0
9/23	SD-W	1	1	9	8	1	0.0	0.0	0	0	-	0	0	0	0	0	0	0
9/30	at Min-W	1	1	5	5	0	0.0	0.0	0	0	-	0	2	0	0	0	0	0
10/7	Chi-L	1	1	6	5	1	0.0	0.0	0	0	-	0	0	0	0	0	0	0
10/14	Was-W	1	1	5	4	1	0.0	0.0	1	0	0	0	1	0	1	57		
10/29	at Den-W	1	1	3	3	0	0.0	0.0	0	0	-	0	1	0	0	0	0	0
11/4	at KC-W	1	1	4	3	1	0.0	0.0	1	46	46t	1	1	0	0	0	0	0
11/11	Min-W	1	1	4	3	1	0.0	0.0	1	2	2	0	1	0	0	0	0	0
11/18	Car-W	1	1	5	4	1	0.0	0.0	1	0	0	0	2	0	0	0	0	0
11/22	at Det-W	1	1	2	1	1	0.0	0.0	0	0	-	0	0	0	0	0	0	0
11/29	at Dal-L			(INACTIVE - TOE)														
12/9	Oak-W	1	1	4	3	1	0.0	0.0	0	0	-	0	0	0	0	0	0	0
12/16	at StL-W	1	1	5	5	0	0.0	0.0	0	0	-	0	1	0	0	0	0	0
12/23	at Chi-L	1	1	6	5	1	0.0	0.0	0	0	-	0	0	0	0	0	0	0
12/30	Det-W			(INACTIVE)														
Totals		14	14	64	54	10	0.0	0.0	4	48	46t	1	10	0	1	57		
1/12/08	Sea-W	1	0	2	2	0	0.0	0.0	0	0	-	0	2	0	0	0	0	0
1/20/08	NYG-L	1	1	4	4	0	0.0	0.0	0	0	-	0	1	0	0	0	0	0
Postseason Totals		2	1	6	6	0	0.0	0.0	0	0	-	0	3	0	0	0		

2006, GREEN BAY

Date	Opp.	GP	GS	TACKLES					Yds	No.	INTERCEPTIONS					FUMBLES		
				Tot.	Solo	Asst.	Sacks				Yds	Lg	TD	PD		FF	FR	Yds
9/10	Chi-L	1	1	5	3	2	0.0	0.0	0	0	0	-	0	0	0	0	0	0
9/17	NO-L	1	1	8	7	1	0.0	0.0	0	0	-	0	1	1	0	0	0	0
9/24	at Det-W	1	1	2	2	0	0.0	0.0	0	0	-	0	2	0	0	0	0	0
10/2	at Phi-L	1	1	3	3	0	0.0	0.0	0	0	-	0	2	1	0	0	0	0
10/8	StL-L	1	1	7	6	1	0.0	0.0	0	0	-	0	1	0	0	0	0	0
10/22	at Mia-W	1	1	6	5	1	1.0	9.0	1	23	23t	1	4	1	0	0	0	0
10/29	Ari-W	1	1	1	1	0	0.0	0.0	1	0	0	0	1	0	0	0	0	0
11/5	at Buf-L	1	1	4	4	0	0.0	0.0	0	0	-	0	0	0	0	0	0	0
11/12	at Min-W	1	1	5	3	2	0.0	0.0	0	0	-	0	1	0	0	0	0	0
11/19	NE-L	1	1	4	4	0	0.0	0.0	0	0	-	0	0	0	0	0	0	0
11/27	at Sea-L	1	1	4	3	1	0.0	0.0	2	3	3	0	3	0	0	0	0	0
12/3	NYJ-L	1	1	3	3	0	0.0	0.0	1	0	0	0	3	0	0	0	0	0
12/10	at SF-W	1	1	2	0	2	0.0	0.0	0	0	-	0	2	0	1	0	0	0
12/17	Det-W	1	1	5	4	1	0.0	0.0	1	18	18	0	2	0	0	0	0	0
12/21	Min-W	1	1	0	1	0	0.0	0.0	1	14	14	0	2	0	0	0	0	0
12/31	at Chi-W	1	1	3	3	0	0.0	0.0	1	3	3	0	2	0	0	0	0	0
Totals		16	16	63	51	12	1.0	9.0	8	61	23t	1	26	3	1	0		



CHARLES WOODSON GAME-BY-GAME

2005, OAKLAND

Date	Opp.	GP	GS	TACKLES					Yds	No.	INTERCEPTIONS					FUMBLES		
				Tot.	Solo	Asst.	Sacks				Yds	Lg	TD	PD		FF	FR	Yds
9/8	at NE-L	1	1	4	3	1	0.0	0.0	0	0	0	-	0	0		0	0	0
9/18	KC-L	1	1	6	6	0	0.0	0.0	0	0	0	-	0	2		1	0	0
9/25	at Phi-L	1	1	8	8	0	0.0	0.0	0	0	0	-	0	1		0	0	0
10/2	Dal-W	1	1	5	4	1	0.0	0.0	1	0	0	0	0	1		0	0	0
10/16	SD-L	1	1	5	3	2	0.0	0.0	0	0	0	-	0	0		0	0	0
10/23	Buf-W	1	1	3	3	0	0.0	0.0	0	0	0	-	0	0		0	0	0
10/30	at Ten-W																	
11/6	at KC-L																	
11/13	Den-L																	
11/20	at Was-W																	
11/27	Mia-L																	
12/4	at SD-L																	
12/11	at NYJ-L																	
12/18	Cle-L																	
12/24	at Den-L																	
12/31	NYG-L																	
Totals		6	6	31	27	4	0.0	0.0	1	0	0	0	0	4		1	0	0

2004, OAKLAND

Date	Opp.	GP	GS	TACKLES					Yds	No.	INTERCEPTIONS					FUMBLES		
				Tot.	Solo	Asst.	Sacks				Yds	Lg	TD	PD		FF	FR	Yds
9/12	at Pit-L	1	1	6	5	1	0.0	0.0	0	0	0	-	0	1		0	0	0
9/19	Buf-W	1	1	4	3	1	1.0	8.0	0	0	0	-	0	0		0	0	0
9/26	TB-W	1	1	5	5	0	1.0	9.0	0	0	0	-	0	0		1	0	0
10/3	at Hou-L	1	1	10	8	2	0.0	0.0	0	0	0	-	0	4		0	0	0
10/10	at Ind-L	1	1	6	4	2	0.0	0.0	0	0	0	-	0	0		0	0	0
10/17	Den-L	1	1	5	3	2	0.0	0.0	0	0	0	-	0	1		0	0	0
10/24	NO-L	1	1	3	2	1	0.0	0.0	0	0	0	-	0	1		0	0	0
10/31	at SD-L	1	1	6	4	2	0.0	0.0	0	0	0	-	0	0		1	0	0
11/7	at Car-W	1	0	0	0	0	0.0	0.0	0	0	0	-	0	0		0	0	0
11/21	SD-L	1	1	10	8	2	0.0	0.0	0	0	0	-	0	1		0	0	0
11/28	at Den-W	1	1	4	4	0	0.0	0.0	0	0	0	-	0	0		0	1	0
12/5	KC-L	1	1	13	12	1	0.0	0.0	1	25	25	0	0	1		0	0	0
12/12	at Atl-L	1	1	2	1	1	0.5	5.0	0	0	0	-	0	0		0	0	0
12/19	Ten-W																	
12/25	at KC-L																	
1/2/05	Jac-L																	
Totals		13	12	74	59	15	2.5	22.0	1	25	25	0	0	9		2	1	0

2003, OAKLAND

Date	Opp.	GP	GS	TACKLES					Yds	No.	INTERCEPTIONS					FUMBLES		
				Tot.	Solo	Asst.	Sacks				Yds	Lg	TD	PD		FF	FR	Yds
9/7	at Ten-L	1	1	4	3	1	0.0	0.0	0	0	0	-	0	1		0	0	0
9/14	Cin-W	1	1	7	6	1	0.0	0.0	1	0	0	0	0	2		0	0	0
9/22	at Den-L	1	1	1	1	0	0.0	0.0	0	0	0	-	0	0		0	0	0
9/28	SD-W	1	1	5	4	1	0.0	0.0	0	0	0	-	0	0		0	0	0
10/5	at Chi-L	1	1	2	1	1	0.0	0.0	2	67	51	0	0	2		0	1	3
10/12	at Cle-L	1	1	4	4	0	0.0	0.0	0	0	0	-	0	1		1	0	0
10/20	KC-L	1	1	2	1	1	0.0	0.0	0	0	0	-	0	0		0	0	0
11/2	at Det-L	1	1	2	2	0	0.0	0.0	0	0	0	-	0	0		0	0	0
11/9	NYJ-L	1	1	8	5	3	0.0	0.0	0	0	0	-	0	1		0	0	0
11/16	Min-W	1	1	7	7	0	0.0	0.0	0	0	0	-	0	1		0	0	0
11/23	at KC-L	1	1	4	4	0	0.0	0.0	0	0	0	-	0	0		0	0	0
11/30	Den-L	1	1	8	6	2	1.0	7.0	0	0	0	-	0	0		0	0	0
12/7	at Pit-L	1	1	7	5	2	0.0	0.0	0	0	0	-	0	0		0	0	0
12/14	Bal-W	1	1	5	4	1	0.0	0.0	0	0	0	-	0	0		0	0	0
12/22	GB-L	1	1	4	3	1	0.0	0.0	0	0	0	-	0	0		0	0	0
12/28	at SD-L																	
Totals		15	15	70	56	14	1.0	7.0	3	67	51	0	0	8		1	1	3



CHARLES WOODSON GAME-BY-GAME

2002, OAKLAND

				TACKLES					INTERCEPTIONS					FUMBLES		
Date	Opp.	GP	GS	Tot.	Solo	Asst.	Sacks	Yds	No.	Yds	Lg	TD	PD	FF	FR	Yds
9/8	Sea-W	1	1	8	8	0	0.0	0.0	0	0	-	0	0	2	0	0
9/15	at Pit-W	1	1	3	3	0	0.0	0.0	1	3	3	0	2	1	0	0
9/29	Ten-W	(INACTIVE - SHOULDER)														
10/6	at Buf-W	(INACTIVE - SHOULDER)														
10/13	at StL-L	(INACTIVE - SHOULDER)														
10/20	SD-L	(INACTIVE - SHOULDER)														
10/27	at KC-L	(INACTIVE - SHOULDER)														
11/3	SF-L	1	1	8	8	0	0.0	0.0	0	0	-	0	0	0	1	0
11/11	at Den-W	1	1	9	8	1	0.0	0.0	0	0	-	0	0	0	0	0
11/17	NE-W	1	1	4	4	0	0.0	0.0	0	0	-	0	0	1	0	0
11/24	at Ari-W	1	1	4	3	1	0.0	0.0	0	0	-	0	1	0	0	0
12/2	NYJ-W	1	1	1	1	0	0.0	0.0	0	0	-	0	1	0	0	0
12/8	at SD-W	(INACTIVE - LEG)														
12/15	at Mia-L	(INACTIVE - LEG)														
12/22	Den-W	1	0	0	0	0	0.0	0.0	0	0	-	0	0	0	0	0
12/28	KC-W	(INACTIVE - LEG)														
Totals		8	7	37	35	2	0.0	0.0	1	3	3	0	4	4	1	0
1/12/03	NYJ-W	1	1	6	5	1	0.0	0.0	0	0	-	0	3	0	0	0
1/19/03	Ten-W	1	1	8	5	3	0.0	0.0	0	0	-	0	0	0	0	0
1/26/03	TB-L	1	1	8	8	0	0.0	0.0	1	12	12	0	1	0	0	0
Postseason Totals		3	3	22	18	4	0.0	0.0	1	12	12	0	4	0	0	0

2001, OAKLAND

Date	Opp.	GP	GS	TACKLES						Yds	No.	INTERCEPTIONS					FUMBLES		
				Tot.	Solo	Asst.	Sacks					Yds	Lg	TD	PD	FF	FR	Yds	
9/9	at KC-W	1	1	2	2	0	0	0.0	0.0	1	34	34	0	2	0	0	0		
9/23	at Mia-L	1	1	3	0	3	0.0	0.0	0	0	-	0	1	0	0	0			
9/30	Sea-W	1	1	8	6	2	2.0	15.0	0	0	-	0	1	0	0	0			
10/7	Dal-W	1	1	3	1	2	0.0	0.0	0	0	-	0	1	0	0	0			
10/14	at Ind-W	1	1	4	3	1	0.0	0.0	0	0	-	0	0	0	0	0			
10/28	at Phi-W	1	1	3	3	0	0.0	0.0	0	0	-	0	1	0	0	0			
11/5	Den-W	1	1	2	1	1	0.0	0.0	0	0	-	0	1	0	0	0			
11/11	at Sea-L	1	1	2	2	0	0.0	0.0	0	0	-	0	0	0	0	0			
11/18	SD-W	1	1	2	2	0	0.0	0.0	0	0	-	0	1	0	0	0			
11/25	at NYG-W	1	1	6	6	0	0.0	0.0	0	0	-	0	0	1	0	0			
12/2	Ari-L	1	1	4	4	0	0.0	0.0	0	0	-	0	0	0	0	0			
12/9	KC-W	1	1	0	0	0	0.0	0.0	0	0	-	0	2	0	0	0			
12/15	at SD-W	1	1	5	4	1	0.0	0.0	0	30	30	0	1	0	0	0			
12/22	Ten-L	1	1	3	2	1	0.0	0.0	0	0	-	0	0	0	0	0			
12/30	at Den-L	1	0	4	3	1	0.0	0.0	0	0	-	0	0	0	0	0			
1/6/02	NYJ-L	1	1	2	1	1	0.0	0.0	0	0	-	0	0	0	0	0			
Totals		16	15	53	40	13	2.0	15.0	1	64	34	0	11	1	0	0			
1/12/02	NYJ-W	1	1	7	6	1	0.0	0.0	0	0	-	0	2	0	0	0			
1/19/02	at NE-L	1	1	5	2	3	0.0	0.0	0	0	-	0	1	0	0	0			
Postseason Totals		2	2	12	8	4	0.0	0.0	0	0	-	0	3	0	0	0			



CHARLES WOODSON GAME-BY-GAME

2000, OAKLAND

Date	Opp.	GP	GS	TACKLES					Yds	INTERCEPTIONS					FUMBLES		
				Tot.	Solo	Asst.	Sacks			No.	Yds	Lg	TD	PD	FF	FR	Yds
9/3	SD-W	1	1	3	2	1	0.0	0.0	0.0	1	13	13	0	1	0	0	0
9/10	at Ind-W	1	1	8	7	1	0.0	0.0	0.0	0	0	-	0	0	0	0	0
9/17	Den-L	1	1	6	5	1	0.0	0.0	0.0	0	0	-	0	0	0	0	0
9/24	Cle-W	1	1	6	6	0	0.0	0.0	0.0	0	0	-	0	0	0	0	0
10/8	at SF-W	1	1	10	7	3	0.0	0.0	0.0	0	0	-	0	0	0	0	0
10/15	at KC-W	1	1	5	4	1	0.0	0.0	0.0	0	0	-	0	1	0	1	0
10/22	Sea-W	1	1	3	3	0	0.0	0.0	0.0	0	0	-	0	0	0	0	0
10/29	at SD-W	1	1	5	4	1	0.0	0.0	0.0	0	0	-	0	0	0	0	0
11/5	KC-W	1	1	5	4	1	0.0	0.0	0.0	1	23	23	0	2	0	0	0
11/13	at Den-L	1	1	1	1	0	0.0	0.0	0.0	0	0	-	0	1	0	0	0
11/19	at NO-W	1	1	6	6	0	0.0	0.0	0.0	1	0	-	0	3	0	0	0
11/26	Atl-W	1	1	2	2	0	0.0	0.0	0.0	0	0	-	0	0	2	0	0
12/3	at Pit-L	1	1	8	7	1	0.0	0.0	0.0	0	0	-	0	1	0	0	0
12/10	NYJ-W	1	1	3	2	1	0.0	0.0	0.0	0	0	-	0	2	0	0	0
12/16	at Sea-L	1	1	5	4	1	0.0	0.0	0.0	1	0	-	0	1	1	0	0
12/24	Car-W	1	1	3	2	1	0.0	0.0	0.0	0	0	-	0	1	0	0	0
Totals		16	16	79	66	13	0.0	0.0	0.0	4	36	23	0	13	3	1	0
1/6/01	Mia-W	1	1	3	2	1	0.0	0.0	0.0	0	0	-	0	1	0	1	0
1/14/01	Bal-L	1	1	2	2	0	0.0	0.0	0.0	0	0	-	0	1	0	0	0
Postseason Totals		2	2	5	4	1	0.0	0.0	0.0	0	0	-	0	2	0	1	0

1999, OAKLAND

Date	Opp.	GP	GS	TACKLES					Yds	INTERCEPTIONS					FUMBLES		
				Tot.	Solo	Asst.	Sacks			No.	Yds	Lg	TD	PD	FF	FR	Yds
9/12	at GB-L	1	1	6	4	2	0.0	0.0	0.0	0	0	-	0	0	0	0	0
9/19	at Min-W	1	1	4	3	1	0.0	0.0	0.0	0	0	-	0	0	0	0	0
9/26	Chi-W	1	1	4	3	1	0.0	0.0	0.0	0	0	-	0	0	0	0	0
10/3	at Sea-L	1	1	3	3	0	0.0	0.0	0.0	0	0	-	0	2	0	0	0
10/10	Den-L	1	1	4	4	0	0.0	0.0	0.0	0	0	-	0	0	0	0	0
10/17	at Buf-W	1	1	2	1	1	0.0	0.0	0.0	0	0	-	0	3	0	0	0
10/24	NYJ-W	1	1	6	4	2	0.0	0.0	0.0	0	0	-	0	0	0	0	0
10/31	Mia-L	1	1	6	5	1	0.0	0.0	0.0	0	0	-	0	4	0	0	0
11/14	SD-W	1	1	4	4	0	0.0	0.0	0.0	0	0	-	0	1	0	0	0
11/22	at Den-L	1	1	3	3	0	0.0	0.0	0.0	0	0	-	0	0	0	0	0
11/28	KC-L	1	1	5	4	1	0.0	0.0	0.0	1	15	15t	1	1	0	0	0
12/5	Sea-W	1	1	0	0	0	0.0	0.0	0.0	0	0	-	0	0	0	0	0
12/9	at Ten-L	1	1	2	2	0	0.0	0.0	0.0	0	0	-	0	0	0	0	0
12/19	TB-W	1	1	1	1	0	0.0	0.0	0.0	0	0	-	0	2	0	1	24
12/26	at SD-L	1	1	6	6	0	0.0	0.0	0.0	0	0	-	0	1	0	0	0
1/2/00	at KC-W	1	1	5	5	0	0.0	0.0	0.0	0	0	-	0	1	0	0	0
Totals		16	16	61	52	9	0.0	0.0	0.0	1	15	15t	1	15	0	1	24

1998, OAKLAND

Date	Opp.	GP	GS	TACKLES					Yds	INTERCEPTIONS					FUMBLES		
				Tot.	Solo	Asst.	Sacks			No.	Yds	Lg	TD	PD	FF	FR	Yds
9/6	at KC-L	1	1	7	7	0	0.0	0.0	0.0	0	0	-	0	0	1	0	0
9/13	NYG-W	1	1	5	5	0	0.0	0.0	0.0	0	0	-	0	1	0	0	0
9/20	Den-L	1	1	4	4	0	0.0	0.0	0.0	0	0	-	0	1	0	0	0
9/27	at Dal-W	1	1	6	6	0	0.0	0.0	0.0	1	24	24	0	1	0	0	0
10/4	at Ari-W	1	1	2	2	0	0.0	0.0	0.0	1	46	46t	1	1	0	0	0
10/11	SD-W	1	1	4	3	1	0.0	0.0	0.0	0	0	-	0	0	0	0	0
10/25	Cin-W	1	1	4	4	0	0.0	0.0	0.0	0	0	-	0	1	0	0	0
11/1	at Sea-W	1	1	6	6	0	0.0	0.0	0.0	0	0	-	0	2	1	0	0
11/8	at Bal-L	1	1	2	2	0	0.0	0.0	0.0	0	0	-	0	2	0	0	0
11/15	Sea-W	1	1	4	4	0	0.0	0.0	0.0	1	5	5	0	2	0	0	0
11/22	at Den-L	1	1	2	1	1	0.0	0.0	0.0	0	0	-	0	0	0	0	0
11/29	Was-L	1	1	2	2	0	0.0	0.0	0.0	0	0	-	0	1	0	0	0
12/6	Mia-L	1	1	5	5	0	0.0	0.0	0.0	0	0	-	0	1	0	0	0
12/13	at Buf-L	1	1	6	5	1	0.0	0.0	0.0	0	0	-	0	1	0	0	0
12/20	at SD-W	1	1	3	3	0	0.0	0.0	0.0	1	30	30	0	5	0	0	0
12/26	KC-L	1	1	2	2	0	0.0	0.0	0.0	1	13	13	0	3	0	0	0
Totals		16	16	64	61	3	0.0	0.0	0.0	5	118	46t	1	22	2	0	0



Usama YOUNG

26

SAFETY | 5-11 | 195 | KENT STATE

ACQUIRED: FA-'13 | NFL EXP.: 8 | RAIDERS EXP.: 2

HOMETOWN: LARGO, MD.

BORN: 5/8/85

Selected by New Orleans Saints in the third round (66th overall) of the 2007 NFL Draft, April 28, 2007...Re-signed by Saints, April 19, 2010...Signed by Cleveland Browns as an unrestricted free agent, July 30, 2011...Released by Browns, April 2, 2013...Signed by Oakland Raiders as a free agent, April 9, 2013...Re-signed by Raiders as a free agent, March 19, 2014.

CAREER: Versatile and valuable player enters his second season with the Raiders...Brings leadership to the unit, having played every position in the secondary over his career...Played in 12 games in his first season with the Silver and Black and led all Raiders defensive backs with 2.5 sacks...Entered the league as the Saints' third-round selection (66th overall) in the 2007 NFL Draft, and played primarily as a slot corner and reserve defensive back over his first five seasons, all with New Orleans...Signed in 2011 with Cleveland, where he played primarily strong safety that season and free safety in 2012...Career totals include 93 games played with 25 starts 209 tackles (156 solo), eight INTs, 24 passes defensed, five sacks and three fumble recoveries.

2013: Played in 12 games with one start in first season with the Raiders...Led all Oakland defensive backs with 2.5 sacks...Totalled 27 tackles (19 solo), one INT and two passes defensed...Placed on reserve/injured list with a neck injury on Dec. 7...(9/8)

at Ind.: Saw action on special teams in first game with the Silver and Black...(9/15) **vs. Jac.:** Recorded a career-high 1.5 sacks...Sacked Chad Henne twice in the fourth quarter, with both plays coming on third down...(9/23) **at Den.:** Posted two tackles on special teams...(10/6) **vs. SD:** Intercepted Philip Rivers on the game's opening drive, setting up a Raiders TD...Credited with two assisted tackles...(10/27) **vs. Pit.:** Notched two solo tackles...(11/10) **at NYG:** Saw significant action as an additional defensive back...Posted a season-high nine tackles (seven)...Recorded a first-quarter sack of Eli Manning, coming on a safety blitz to drop the passer for a 5-yard loss...(11/17) **at Hou.:** Knocked away Houston's final pass of the game in the end zone on fourth down, sealing a 28-23 Raider victory...Added three tackles (one)...(11/24) **vs. Ten.:** Posted three solo tackles...(11/28) **at Dal.:** Made first start of the season at strong safety...Recorded four tackles (three) before leaving the game due to a neck injury.

2012 (with Cle.): Played in 13 games with a career-high 11 starts, 10 at free safety and one at strong safety...Posted 52 tackles (36 solo), seven passes defensed, one fumble recovery and career highs in both INTs (3) and sacks (1.5)...Tied for the team lead in INTs...(9/27) **at Bal.:** With Cleveland trailing, 16-10, in the third quarter, sacked Joe Flacco at the Browns' 24-yard line, three plays before the Ravens missed a FG...The sack was his first since 2010...(10/7) **at NYG:** Intercepted Eli Manning in the fourth quarter, returning the takeaway 44 yards to the Giants' 27...Also matched his career high with 10 tackles...(10/14) **vs. Cin.:** Sealed a 34-24 win by intercepting Andy Dalton in the end zone on the Bengals' final snap...(10/28) **vs. SD:** Broke up two Philip Rivers passes in the second quarter, as Cleveland gave up 148 net passing yards and no TDs in a 7-6 triumph...(11/18) **at Dal.:** With Cleveland up 13-0, combined with future Raiders teammate Kaluka Maiava to sack Tony Romo and help hold Dallas to a FG...(11/25) **vs. Pit.:** Broke up a pass and notched his first career recovery, scooping up a fumble near midfield to set up a FG...The takeaway was the first of eight for Cleveland in a 20-14 win...(12/23) **at Den.:** Made his first start at the position since the 2011 season finale, and picked off Peyton Manning in the end zone to keep Denver off the board in a 14-3 game just before halftime.

AT A GLANCE

- First name is pronounced oo-SAHM-uh.
- A versatile player, has played every position in the secondary during his eight-year NFL career.
- Led all Oakland defensive backs with 2.5 sacks in 2013.
- Earned a Super Bowl ring with Dennis Allen as his position coach in 2009 with the Saints.
- In 2008, won a "Super Ad" contest among NFL players and appeared in a 60-second Super Bowl XLIII commercial depicting his childhood, when his father, LeRoi, got him a job selling snow cones at FedExField during Redskins games.
- Established the Usama Young Youth Foundation, which serves as a vehicle for building athletic skills and fostering positive academic and social competence through sport, for kids ages 12-15 in the Washington D.C. Metropolitan community.





2011 (with Cle.): Saw action in all 16 games and started seven at strong safety over the final seven contests...In his first season with the Browns, helped Cleveland's pass defense rank second in the NFL, the team's highest finish since 1962...Recorded 66 tackles (47 solo), an INT and a pass defended, as well as five stops on special teams...(9/18) at Ind.: On the first play of the fourth quarter, intercepted Kerry Collins, and his 28-yard return to set up a FG that gave Cleveland a 17-12 advantage in an eventual win...(11/20) vs. Jac.: Racked up 10 tackles, at the time a career best, in a Browns victory.

2010 (with NO): In his last season with the Saints, started three games and played in 11...Also played in the NFC Wild Card contest at Seattle...Recorded 16 tackles, one sack and 12 stops on special teams...Was inactive over the regular season's final four contests...(10/3) at Car.: In a tie game, dropped Jimmy Clausen on third-and-4 to force a second quarter punt, his first NFL sack...(10/24) vs. Cle.: Started as a cornerback...(10/31) vs. Pit.: Started at free safety...(11/21) vs. Sea.: Started at free safety in a 34-19 win and recorded a career-best three passes defended, one of which forced Seattle to settle for a first-quarter FG.

2009 (with NO): Saw action in 12 games with one start, helping New Orleans capture a Super Bowl XLIV championship...Had nine regular season tackles (seven solo) and one INT on defense, along with six stops and a fumble recovery on special teams...Appeared in all three postseason games, recording two tackles and tying for the team lead with four special teams tackles...(11/15) at StL.: In his season's only start, opened at free safety and picked off Marc Bulger in the end zone...Posted four tackles in a 28-23 win...(12/6) at Was.: Late in the first half, with New Orleans trailing 17-10, recovered a punt return muffed by Washington's Kevin Barnes, to set up a game-tying TD in an eventual 33-30 win...**Super Bowl XLIV (2/7/10) vs. Ind.:** Posted a pair of special teams stops in the Saints' Super Bowl XLIV triumph over the Colts.

2008 (with NO): Played in 15 games and started two for the Saints...A special teams ace, ranked second on the team with 19 special teams stops, adding a fumble recovery...On defense, had 27 tackles and two INTs...(10/26) vs. SD: In the second quarter of a 37-32 win, set up a TD by recovering Darren Sproles' muffed punt return...(11/16) at KC: Late in the fourth quarter, with the Saints up 30-20 and just over two minutes left, picked off Tyler Thigpen on KC's final play to preserve a win...(12/11) at Chi.: Opened at cornerback in his first NFL start...(12/21) at Det.: Started as an extra defensive back and intercepted Dan Orlovsky, jumping a Calvin Johnson route at the Saints' 19, on the last play of the first half, preserving a 28-7 advantage.

2007 (with NO): Saw action in 14 games as a Saints rookie, primarily as a reserve defensive back and on special teams...Recorded a team-best 20 special teams stops, in addition to 10 tackles from scrimmage...(9/6) at Ind.: Made his NFL debut in the season-opener, with two special teams tackles.

COLLEGE: A four-year letterman at Kent State, starting 37-of-45 games played...Finished with 198 tackles (129 solo), nine INTs, 21 passes defended, three forced fumbles, two fumble recoveries and one blocked kick...Regarded as Kent State's top defensive product since the Jack Lambert era in the early 1970s, moved into the lineup as a true freshman and anchored the secondary for four years...A 2006 semifinalist for the Draddy Trophy, the Academic Heisman, which recognizes a player for combined classroom and on-field performance, in addition to community leadership...Garnered second-team All-Mid-American Conference honors as a senior, when he had two INTs, three forced fumbles, a blocked punt and a career-best 60 tackles...As a junior, had four tackles for loss and two INTs...A 10-game starter as a sophomore, picked off three passes...Named honorable-mention Freshman All-American (College Football News) in 2003, when he recovered two fumbles, intercepted two passes and broke up eight others...Graduated with a bachelor's degree in health and physical education.

PERSONAL: Attended Largo (Md.) High School...Lettered in football (three years), baseball (three) and track (four) at Largo, just over three miles from FedExField...As a senior with five INTs, earned second-team big-school all-state accolades (Associated Press), and All-Metro honorable mention...An all-state and two-time all-conference choice, finished with 12 career INTs, and also caught 20 passes on offense...Youngest of four boys...As a child, worked at both RFK Stadium and FedExField as a lemonade and cotton-candy vendor, and in 2008, won a "Super Ad" contest among NFL players; appeared in a 60-second Super Bowl XLIII commercial depicting his childhood, when his father, LeRoi, got him the job during Redskins games...The actor in the commercial depicting Young was the son of actor/comedian Eddie Murphy, Christian...Loves working with children...Established the Usama Young Youth Foundation, which serves as a vehicle for building athletic skills and fostering positive academic and social competence through sport, for kids ages 12-15 in the Washington D.C. Metropolitan community...Also founded the "Young's Youth" season-ticket program, which provided tickets, apparel and food for several organizations...Was very active in the Cleveland and New Orleans communities, volunteering for numerous school and hospital visits...Name is pronounced oo-SAHM-uh.

ADDITIONAL STATISTICS: Special teams tackles: 20 in 2007, 19 in 2008, 6 in 2009, 4 in '09 playoffs, 12 in 2010, 5 in 2011, 1 in 2012, 6 in 2013; NFL total: 69.

SINGLE-GAME HIGHS: TACKLES: Total – 10, twice; last: at NYG, 10/7/12. Solo – 7, at NYG, 11/10/13. Interceptions – 1, eight times; last: vs. SD, 10/16/13. Passes defended – 3, vs. Sea., 11/21/10. Sacks – 1.5, vs. Jac., 9/15/13. Fumble recoveries – 1, three times; last: vs. Pit., 11/25/12.



USAMA YOUNG'S CAREER STATISTICS

Year	Team	GP	GS	TACKLES					Yds	INTERCEPTIONS					FUMBLES		
				Tot.	Solo	Asst.	Sacks			No.	Yds	Lg	TD	PD	FF	FR	Yds
2007	New Orleans	14	0	12	12	0	0.0	0.0	0.0	0	0	-	0	2	0	0	0
2008	New Orleans	15	2	27	21	6	0.0	0.0	0.0	2	3	3	0	8	0	1	7
2009	New Orleans	12	1	9	7	2	0.0	0.0	0.0	1	24	24	0	1	0	1	0
2010	New Orleans	11	3	16	14	2	1.0	4.0	0.0	0	0	0	0	3	0	0	0
2011	Cleveland	16	7	66	47	19	0.0	0.0	0.0	1	28	28	0	1	0	0	0
2012	Cleveland	13	11	52	36	16	1.5	9.5	0.0	3	44	44	0	7	0	1	2
2013	Oakland	12	1	27	19	8	2.5	15.5	0.0	1	26	26	0	2	0	0	0
Totals		93	25	209	156	53	5.0	29.0		8	125	44	0	24	0	3	9
Year	Team	GP	GS	TACKLES					Yds	INTERCEPTIONS					FUMBLES		
				Tot.	Solo	Asst.	Sacks			No.	Yds	Lg	TD	PD	FF	FR	Yds
2009	New Orleans	3	0	2	2	0	0.0	0.0	0.0	0	0	-	0	0	0	0	0
2010	New Orleans	1	0	0	0	0	0.0	0.0	0.0	0	0	-	0	0	0	0	0
Totals		4	0	2	2	0	0.0	0.0		0	0	-	0	0	0	0	0

USAMA YOUNG GAME-BY-GAME

2013, OAKLAND

Date	Opp.	GP	GS	TACKLES					Yds	INTERCEPTIONS					FUMBLES		
				Tot.	Solo	Asst.	Sacks			No.	Yds	Lg	TD	PD	FF	FR	Yds
9/8	at Ind-L	1	0	0	0	0	0.0	0.0	0.0	0	0	-	0	0	0	0	0
9/15	Jac-W	1	0	3	3	0	1.5	10.5	0.0	0	0	-	0	0	0	0	0
9/23	at Den-L	1	0	1	0	1	0.0	0.0	0.0	0	0	-	0	0	0	0	0
9/29	Was-L	1	0	0	0	0	0.0	0.0	0.0	0	0	-	0	0	0	0	0
10/6	SD-W	1	0	2	0	2	0.0	0.0	0.0	1	26	26	0	0	0	0	0
10/13	at KC-L	1	0	0	0	0	0.0	0.0	0.0	0	0	-	0	0	0	0	0
10/27	Pit-W	1	0	2	2	0	0.0	0.0	0.0	0	0	-	0	0	0	0	0
11/3	Phi-L	1	0	0	0	0	0.0	0.0	0.0	0	0	-	0	0	0	0	0
11/10	at NYG-L	1	0	9	7	2	1.0	5.0	0.0	0	0	-	0	1	0	0	0
11/17	at Hou-W	1	0	3	1	2	0.0	0.0	0.0	0	0	-	0	1	0	0	0
11/24	Ten-L	1	0	3	3	0	0.0	0.0	0.0	0	0	-	0	0	0	0	0
11/28	at Dal-L	1	1	4	3	1	0.0	0.0	0.0	0	0	-	0	0	0	0	0
12/8	at NYJ-L			(RESERVE/INJURED LIST - NECK)													
12/15	KC-L			(RESERVE/INJURED LIST - NECK)													
12/22	at SD-L			(RESERVE/INJURED LIST - NECK)													
12/29	Den-L			(RESERVE/INJURED LIST - NECK)													
Totals		12	1	27	19	8	2.5	15.5		1	26	26	0	2	0	0	0

2012, CLEVELAND

Date	Opp.	GP	GS	TACKLES					INTERCEPTIONS					FUMBLES			
				Tot.	Solo	Asst.	Sacks	Yds	No.	Yds	Lg	TD	PD	FF	FR	Yds	
																	(INACTIVE - THIGH)
9/16	at Cin-L	1	0	0	0	0	0.0	0.0	0	0	-	0	0	0	0	0	0
9/23	Buf-L	1	1	6	6	0	0.0	0.0	0	0	-	0	0	0	0	0	0
9/27	at Bal-L	1	1	4	3	1	1.0	6.0	0	0	-	0	0	0	0	0	0
10/7	at NYG-L	1	1	10	5	5	0.0	0.0	1	44	44	0	1	0	0	0	0
10/14	Cin-W	1	1	2	2	0	0.0	0.0	1	0	0	0	1	0	0	0	0
10/21	at Ind-L	1	1	4	3	1	0.0	0.0	0	0	-	0	0	0	0	0	0
10/28	SD-W	1	1	7	4	3	0.0	0.0	0	0	-	0	2	0	0	0	0
11/4	Bal-L	1	1	4	2	2	0.0	0.0	0	0	-	0	1	0	0	0	0
11/18	at Dal-L	1	1	3	2	1	0.5	3.5	0	0	-	0	0	0	0	0	0
11/25	Pit-W	1	0	1	0	1	0.0	0.0	0	0	-	0	1	0	1	2	
12/2	at Oak-W			(INACTIVE - CONCUSSION)													
12/9	KC-W	1	1	2	2	0	0.0	0.0	0	0	-	0	0	0	0	0	0
12/16	Was-L	1	1	4	4	0	0.0	0.0	0	0	-	0	0	0	0	0	0
12/23	at Den-L	1	1	5	3	2	0.0	0.0	1	0	0	0	1	0	0	0	0
12/30	at Pit-L			(RESERVE/INJURED LIST - THUMB)													
Totals		13	11	52	36	16	1.5	9.5	3	44	44	0	7	0	1	2	


USAMA YOUNG GAME-BY-GAME
2011, CLEVELAND

Date	Opp.	GP	GS	TACKLES					Yds	No.	INTERCEPTIONS					FUMBLES		
				Tot.	Solo	Asst.	Sacks				Yds	Lg	TD	PD		FF	FR	Yds
9/11	Cin-L	1	0	5	3	2	0.0	0.0	0	0	0	-	0	0		0	0	0
9/18	at Ind-W	1	0	3	3	0	0.0	0.0	1	28	28	0	1	0		0	0	0
9/25	Mia-W	1	0	5	3	2	0.0	0.0	0	0	0	-	0	0		0	0	0
10/2	Ten-L	1	0	0	0	0	0.0	0.0	0	0	0	-	0	0		0	0	0
10/16	at Oak-L	1	0	2	2	0	0.0	0.0	0	0	0	-	0	0		0	0	0
10/23	Sea-W	1	0	1	1	0	0.0	0.0	0	0	0	-	0	0		0	0	0
10/30	at SF-L	1	0	3	3	0	0.0	0.0	0	0	0	-	0	0		0	0	0
11/6	at Hou-L	1	0	4	2	2	0.0	0.0	0	0	0	-	0	0		0	0	0
11/13	StL-L	1	0	5	3	2	0.0	0.0	0	0	0	-	0	0		0	0	0
11/20	Jac-W	1	1	10	6	4	0.0	0.0	0	0	0	-	0	0		0	0	0
11/27	at Cin-L	1	1	4	3	1	0.0	0.0	0	0	0	-	0	0		0	0	0
12/4	Bal-L	1	1	6	3	3	0.0	0.0	0	0	0	-	0	0		0	0	0
12/8	at Pit-L	1	1	6	3	3	0.0	0.0	0	0	0	-	0	0		0	0	0
12/18	at Ari-L	1	1	5	5	0	0.0	0.0	0	0	0	-	0	0		0	0	0
12/24	at Bal-L	1	1	4	4	0	0.0	0.0	0	0	0	-	0	0		0	0	0
1/1/12	Pit-L	1	1	3	3	0	0.0	0.0	0	0	0	-	0	0		0	0	0
Totals		16	7	66	47	19	0.0	0.0	1	28	28	0	1	0		0	0	0

2010, NEW ORLEANS

Date	Opp.	GP	GS	TACKLES					Yds	No.	INTERCEPTIONS					FUMBLES		
				Tot.	Solo	Asst.	Sacks				Yds	Lg	TD	PD		FF	FR	Yds
9/9	Min-W	1	0	0	0	0	0.0	0.0	0	0	0	-	0	0		0	0	0
9/20	at SF-W	1	0	0	0	0	0.0	0.0	0	0	0	-	0	0		0	0	0
9/26	Atl-L			(INACTIVE - QUADRICEPS)														
10/3	Car-W	1	0	6	6	0	1.0	4.0	0	0	0	-	0	0		0	0	0
10/10	at Ari-L	1	0	0	0	0	0.0	0.0	0	0	0	-	0	0		0	0	0
10/17	at TB-W	1	0	0	0	0	0.0	0.0	0	0	0	-	0	0		0	0	0
10/24	Cle-L	1	1	3	2	1	0.0	0.0	0	0	0	-	0	0		0	0	0
10/31	Pit-W	1	1	1	1	0	0.0	0.0	0	0	0	-	0	0		0	0	0
11/7	at Car-W	1	0	1	1	0	0.0	0.0	0	0	0	-	0	0		0	0	0
11/21	Sea-W	1	1	5	4	1	0.0	0.0	0	0	0	-	0	3		0	0	0
11/25	at Dal-W	1	0	0	0	0	0.0	0.0	0	0	0	-	0	0		0	0	0
12/5	at Cin-W	1	0	0	0	0	0.0	0.0	0	0	0	-	0	0		0	0	0
12/12	StL-W			(INACTIVE)														
12/19	at Bal-L			(INACTIVE)														
12/27	at Atl-W			(INACTIVE)														
1/2/11	TB-L			(INACTIVE)														
Totals		11	3	16	14	2	1.0	4.0	0	0	0	-	0	3		0	0	0
1/8/11	at Sea-L	1	0	0	0	0	0.0	0.0	0	0	0	-	0	0		0	0	0



USAMA YOUNG GAME-BY-GAME

2009, NEW ORLEANS

Date	Opp.	GP	GS	TACKLES					No.	INTERCEPTIONS				FUMBLES			
				Tot.	Solo	Asst.	Sacks	Yds		Yds	Lg	TD	PD	FF	FR	Yds	
9/13	Det-W																
(INACTIVE - SHOULDER)																	
9/20	at Phi-W	1	0	0	0	0	0.0	0.0	0	0	-	0	0	0	0	0	0
9/27	at Buf-W	1	0	0	0	0	0.0	0.0	0	0	-	0	0	0	0	0	0
10/4	NYJ-W	1	0	2	2	0	0.0	0.0	0	0	-	0	0	0	0	0	0
10/18	NYG-W	1	0	0	0	0	0.0	0.0	0	0	-	0	0	0	0	0	0
10/25	at Mia-W	1	0	1	1	0	0.0	0.0	0	0	-	0	0	0	0	0	0
11/2	Atl-W	1	0	0	0	0	0.0	0.0	0	0	-	0	0	0	0	0	0
11/8	Car-W	1	0	0	0	0	0.0	0.0	0	0	-	0	0	0	0	0	0
11/15	at StL-W	1	1	4	2	2	0.0	0.0	1	24	24	0	1	0	0	0	0
11/22	at TB-W	1	0	2	2	0	0.0	0.0	0	0	-	0	0	0	0	0	0
11/30	NE-W	1	0	0	0	0	0.0	0.0	0	0	-	0	0	0	0	0	0
12/6	at Was-W	1	0	0	0	0	0.0	0.0	0	0	-	0	0	0	1	0	0
12/13	at Atl-W	1	0	0	0	0	0.0	0.0	0	0	-	0	0	0	0	0	0
12/19	Dal-L				(INACTIVE - HIP)												
12/27	TB-L				(INACTIVE - HIP)												
1/3/10	at Car-L				(INACTIVE - ABDOMEN)												
Totals		12	1	9	7	2	0.0	0.0	1	24	24	0	1	0	1	0	0
1/16/10	Ari-W	1	0	2	2	0	0.0	0.0	0	0	-	0	0	0	0	0	0
1/24/10	Min-W	1	0	0	0	0	0.0	0.0	0	0	-	0	0	0	0	0	0
2/7/10	Ind-W	1	0	0	0	0	0.0	0.0	0	0	-	0	0	0	0	0	0
Postseason Totals		3	0	2	2	0	0.0	0.0	0	0	-	0	0	0	0	0	0

2008, NEW ORLEANS

Date	Opp.	GP	GS	TACKLES					Yds	INTERCEPTIONS					FUMBLES		
				Tot.	Solo	Asst.	Sacks	No.		Yds	Lg	TD	PD	FF	FR	Yds	
9/7	TB-W				(INACTIVE)												
9/14	at Was-L	1	0	1	1	0	0.0	0.0	0	0	-	0	0	0	0	0	0
9/21	at Den-L	1	0	0	0	0	0.0	0.0	0	0	-	0	0	0	0	0	0
9/28	SF-W	1	0	0	0	0	0.0	0.0	0	0	-	0	1	0	0	0	0
10/6	Min-L	1	0	0	0	0	0.0	0.0	0	0	-	0	0	0	0	0	0
10/12	Oak-W	1	0	2	2	0	0.0	0.0	0	0	-	0	1	0	0	0	0
10/19	at Car-L	1	0	0	0	0	0.0	0.0	0	0	-	0	0	0	0	0	0
10/26	SD-W	1	0	0	0	0	0.0	0.0	0	0	-	0	0	0	0	1	7
11/9	at Atl-L	1	0	1	1	0	0.0	0.0	0	0	-	0	0	0	0	0	0
11/16	at KC-W	1	0	4	3	1	0.0	0.0	1	3	3	0	1	0	0	0	0
11/24	GB-W	1	0	7	5	2	0.0	0.0	0	0	-	0	1	0	0	0	0
11/30	at TB-L	1	0	0	0	0	0.0	0.0	0	0	-	0	0	0	0	0	0
12/7	Atl-W	1	0	5	5	0	0.0	0.0	0	0	-	0	1	0	0	0	0
12/11	at Chi-L	1	1	1	1	0	0.0	0.0	0	0	-	0	1	0	0	0	0
12/21	at Det-W	1	1	3	3	0	0.0	0.0	1	0	0	0	1	0	0	0	0
12/28	Car-L	1	0	3	0	3	0.0	0.0	0	0	-	0	1	0	0	0	0
Totals		15	2	27	21	6	0.0	0.0	2	3	3	0	8	0	1	7	

2007, NEW ORLEANS

Date	Opp.	GP	GS	Tot.	TACKLES				Yds	No.	INTERCEPTIONS				FUMBLES		
					Solo	Asst.	Sacks				Yds	Lg	TD	PD	FF	FR	Yds
9/6	at GB-L	1	0	0	0	0	0.0	0.0	0	0	0	-	0	0	0	0	0
9/16	at TB-L	1	0	0	0	0	0.0	0.0	0	0	0	-	0	0	0	0	0
9/24	Ten-L	1	0	0	0	0	0.0	0.0	0	0	0	-	0	1	0	0	0
10/7	Car-L	1	0	0	0	0	0.0	0.0	0	0	0	-	0	0	0	0	0
10/14	at Sea-W	1	0	2	2	0	0.0	0.0	0	0	0	-	0	1	0	0	0
10/21	Atl-W	1	0	3	3	0	0.0	0.0	0	0	0	-	0	0	0	0	0
10/28	at SF-W	1	0	0	0	0	0.0	0.0	0	0	0	-	0	0	0	0	0
11/4	Jac-W	1	0	0	0	0	0.0	0.0	0	0	0	-	0	0	0	0	0
11/11	StL-L				(INACTIVE - HAMSTRING)												
11/18	at Hou-L				(INACTIVE - HAMSTRING)												
11/25	at Car-W	1	0	0	0	0	0.0	0.0	0	0	0	-	0	0	0	0	0
12/2	TB-L	1	0	0	0	0	0.0	0.0	0	0	0	-	0	0	0	0	0
12/10	at Atl-W	1	0	0	0	0	0.0	0.0	0	0	0	-	0	0	0	0	0
12/16	Ari-W	1	0	0	0	0	0.0	0.0	0	0	0	-	0	0	0	0	0
12/23	Phi-L	1	0	4	4	0	0.0	0.0	0	0	0	-	0	0	0	0	0
12/30	at Chi-L	1	0	3	3	0	0.0	0.0	0	0	0	-	0	0	0	0	0
Totals		14	0	12	12	0	0.0	0.0	0	0	-	0	2		0	0	0



Emmett CLEARY

62

TACKLE | 6-7 | 324 | BOSTON COLLEGE

ACQUIRED: W-'14 (TB) | NFL EXP.: 1 | RAIDERS EXP.: 1

HOMETOWN: ARLINGTON HEIGHTS, ILL.


BORN: 4/27/90

Signed by Indianapolis Colts as an undrafted free agent, April 30, 2013...Released by Colts, Sept. 5, 2013...Signed by Tampa Bay Buccaneers to practice squad, Oct. 16, 2013...Signed by Buccaneers as a reserve/future free agent, Jan. 6, 2014...Waived by Buccaneers, June 17, 2014...Claimed via waivers by Oakland Raiders, June 18, 2014.

2013 (with TB): Spent the majority of the season on the Buccaneers' practice squad after being released by the Colts...Spent training camp with Indianapolis.

COLLEGE: Played four years at Boston College, appearing in all 48 games and making 29 starts...Started every game over his final two seasons...Played right tackle his junior year and moved to left tackle his senior year...As a senior in 2012, blocked for an offense that averaged 259.3 passing yards per game, the most for the team since 2007...Blocked for six individual 100-yard rushing performances during his junior year, earning him All-Atlantic Coast Conference Academic Team honors in 2011...Majored in biology.

PERSONAL: Attended Saint Viator High School in Arlington Heights, Ill. ...Earned all-state honorable mention honors as a senior offensive tackle...Also played defensive end for the Lions...Was a two-time All-East Suburban Catholic Conference selection...Gained ESCC Co-Offensive Lineman of the Year honors in 2007...Captured 2007 Daily Herald Northwest Suburban All-Area accolades...Was an Illinois State Scholar and a National Merit Finalist...Selected to the 2007 All-State Academic Team...Born in Tokyo, Japan.



Brian LEONHARDT

87

TIGHT END | 6-5 | 255 | BEMIDJI STATE

ACQUIRED: FA-'13 | NFL EXP.: 1 | RAIDERS EXP.: 1

HOMETOWN: BLAINE, MINN.

BORN: 4/2/90

Signed by Oakland Raiders as an undrafted free agent, April 29, 2013...Waived by Raiders, Aug. 31, 2013...Re-signed by Raiders to practice squad, Sept. 2, 2013...Signed by Raiders as a reserve/future free agent, Dec. 30, 2013.

2013: Spent the entire 2013 season on the Raiders' practice squad after being waived by the team in training camp.

COLLEGE: Played four years at Bemidji State, seeing action in 43 career games...Totaled 112 career receptions for 1,431 yards and 15 TDs...Played in 10 games as a senior, catching 25 passes for 343 yards and three TDs...Named team captain...As a junior, started all 11 games and led team in receptions (35) and reception yards (483)...Earned Daktronics All-American second team offense, D2Football.com All-American honorable mention, Datroniks, Inc. Super Region #3 first team and All-NSIC first team honors...Played in 11 games with seven starts as a sophomore...Totaled 28 receptions for 351 yards and three TDs...Ranked second on team in receptions and average yards per game (31.9)...Earned All-NSIC first team honors...Named to ESPN the Magazine/College Sports Information Directors of America College Division Academic All-District second team...As a freshman, led the team with 24 receptions for 254 yards and seven TDs...Named All-NSIC honorable mention...Also on track and field team as a thrower...Placed third at NSIC Indoor Championships and fourth at the Outdoor Championships...Majored in business administration.

PERSONAL: Attended Spring Lake Park High School in Blaine, Minn. ...Captain as a senior...Named all-conference and earned all-state accolades in 2007...Also participated in wrestling and track and field...Captained the wrestling team for two seasons...An all-conference thrower in track and field...Conference champion in the shot put and received all-state honors in both the shot put and discus...Last name is pronounced LEE-in-hart.



Latavius MURRAY

28

RUNNING BACK | 6-3 | 225 | UCF

ACQUIRED: D6b-'13 | NFL EXP.: 2 | RAIDERS EXP.: 2

HOMETOWN: NEDROW, N.Y.

BORN: 1/18/90

Selected by Oakland Raiders in the sixth round (184th overall) of the 2013 NFL Draft, April 27, 2013.

2013: Placed on the reserve/injured list on Aug. 27, 2013 after suffering a foot injury in training camp.

COLLEGE: Played four years at UCF...Played in 45 career games, totaling 2,424 yards on 453 carries with 37 TDs...Averaged 5.4 yards per carry...Added 50 receptions for 524 yards and six TDs...Finished his career ranked second in school history in overall TDs (44), eighth in rushing attempts (453), sixth in rushing yards (2,424) and third in rushing TDs (37)...As a senior, racked up 1,106 yards on 198 rushing attempts with 15 TDs...Named first-team All-Conference USA...Selected to the watch list for the Doak Walker Award, presented annually to the nation's top running back...Became the first player in UCF history to rush for a TD in nine straight games...Posted five 100-yard rushing games, and averaged 100.5 yards per contest to lead the conference...Hauled in 27 passes for 231 yards and four TDs...Scored two TDs in overtime vs. Southern Mississippi...Named C-USA Offensive Player of the Week after rushing for 192 yards on 23 carries with two TDs at Memphis...Netted 156 yards on just 16 carries with four total TDs (three rushing and one receiving) at Marshall...Racked up 155 yards on the ground with two TDs vs. SMU...Posted his fourth straight 100-yard rushing game, totaling 126 yards and one TD at UTEP...Named team MVP as a junior...Rushed 98 times for 549 yards and eight TDs...Added 17 receptions for 242 yards and one score...Scored two rushing TDs vs. Charleston Southern...Had a 69-yard kickoff return for a TD at Southern Mississippi, which marked his only kick return of the season...A finalist for the Running Back Performance of the Year presented by Intersport after rushing for 233 yards and two TDs on 21 attempts vs. UTEP...Performance ranked fourth on UCF's single-game rushing yards list...As a sophomore, appeared in 14 games and totaled 637 rushing yards with 11 TDs on 11 attempts...Named MVP of the C-USA championship game and the AutoZone Liberty Bowl...Totaled 146 yards and one TD on just 11 carries at Tulane...Posted 94 rushing yards with one score and two receptions for 21 yards and a TD vs. SMU to earn C-USA championship game MVP honors...Totaled 104 rushing yards and one TD in AutoZone Liberty Bowl vs. Georgia...Redshirted sophomore season due to a knee injury...As a true freshman, saw action in eight games and totaled 132 yards with three TDs on 36 carries...Scored two TDs vs. South Carolina State...Majorred in interpersonal/organizational communication.

PERSONAL: Attended Onondaga Central High School in Nedrow, N.Y. ...Named 2007 Gatorade Football Player of the Year in New York by Rise Magazine...Rushed for 2,194 yards and 28 TDs on 175 carries as a senior...Selected Class D Player of the Year and first-team all-state by the New York Sportswriters Association...On defense as a senior, recorded 78 tackles, three forced fumbles and returned two INTs for TDs...Also garnered first-team all-state honors as a junior, rushing for 2,030 yards and 30 TDs on 193 attempts...A third-team all-state honoree as a sophomore following a 1,609-yard, 14-TD season...All-league and All-Central New York selection in three straight seasons...Ranked as No. 5 prospect in New York by Rivals.com...Ranked as No. 6 prospect in New York by Scout.com.



Jarrod SHAW

74

OFFENSIVE LINEMAN | 6-4 | 315 | TENNESSEE
ACQUIRED: FA-'14 | NFL EXP.: 2 | RAIDERS EXP.: 1
HOMETOWN: LAFAYETTE, LA.
BORN: 1/7/88

Signed by Cleveland Browns as an undrafted free agent, July 30, 2011...Waived by Browns, Sept. 3, 2011...Re-signed by Browns to practice squad, Sept. 4, 2011...Signed by Browns as a reserve/future free agent, Jan. 3, 2012...Waived by Browns, Aug. 31, 2012...Re-signed by Browns to practice squad, Sept. 1, 2012...Signed by Browns to active roster, Oct. 22, 2012...Waived by Browns, Sept. 1, 2013...Signed by Oakland Raiders as a reserve/future free agent, Jan. 13, 2014.

CAREER: Spent the 2013 offseason and training camp with the Browns before being waived at the end of camp...Began the 2012 season on the Browns' practice squad before being elevated to the active roster for the final nine games of the year...Did not see game action...Spent the entire 2011 season on the Browns' practice squad.

COLLEGE: Started 16-of-23 career games at the University of Tennessee...Saw game action at all five offensive line positions while at UT...Started games at both guard spots and left tackle...Started all 13 games as a senior, eight at right guard and five at left guard...Assisted in TB Tauren Poole eclipsing the 1,000-yard rushing milestone in first season as starter...As a junior, earned first three collegiate starts at left tackle and saw action in eight games, with stints at the guard and tackle positions...Played in two games as a sophomore and became a valuable reserve as the season progressed.

PERSONAL: Attended Northside High School in Lafayette, La. ...Was named Class 4A All-State along with being named All-Acadiana and All-Parish as a senior in 2005...Tallied 85 tackles with eight sacks, four forced fumbles and four fumble recoveries that season...As a junior, finished with 98 tackles, 7.5 sacks and one INT on a team that lost in the state title game to cap a 13-2 season...Also played two years of basketball.



Rahsaan VAUGHN

13

WIDE RECEIVER | 6-1 | 190 | OREGON
ACQUIRED: FA-'14 | NFL EXP.: 1 | RAIDERS EXP.: 1
HOMETOWN: OAKLAND, CALIF.
BORN: 12/22/90

Signed by New York Jets as an undrafted free agent, Aug. 11, 2013...Waived by Jets, Aug. 26, 2013...Re-signed by Jets to practice squad, Sept. 9, 2013...Released from Jets practice squad, Sept. 16, 2013...Signed by Oakland Raiders as a free agent, June 5, 2014.


2013 (with NYJ): Spent training camp with the New York Jets before being waived at the end of camp...Was later re-signed to the Jets' practice squad before being waived again in September.

COLLEGE: Played two years at Oregon after transferring from the College of San Mateo, appearing in 26 career games with four starts...Recorded 21 receptions for 259 yards and two TDs...Appeared in 12 games as a senior in 2012, recording 12 receptions for 75 yards and one TD...Saw action in 14 games as a junior, starting four...Totaled 14 receptions for 184 yards and one TD...Rated the top junior college wide receiver in the country by JCGridiron.com and a four-star recruit according to Rivals.com and Scout.com...A first-team All-American as a sophomore at the College of San Mateo, caught over 60 passes for over 1,000 yards and 12 TDs in 11 games...Recorded 17 receptions for 238 yards and three TDs in eight games as a freshman.

PERSONAL: Attended Washington High School in Fremont, Calif. ...Lettered in football and basketball...Name is pronounced RUH-sahn.

DRAFT PICKS AND UNDRAFTED FREE AGENTS





Derek CARR

QUARTERBACK | 6-3 | 214 | FRESNO STATE
ACQUIRED: D2-'14 | NFL EXP: R
HOMETOWN: BAKERSFIELD, CALIF.
BORN: 3/28/91

4

Selected by Oakland Raiders in the second round (36th overall) of the 2014 NFL Draft, May 9, 2014.

COLLEGE: Played four seasons at Fresno State, appearing in 44 games with 39 starts...Established 27 school records and 21 Mountain West Conference records over his career...Career totals include 12,842 passing yards on 1,086-of-1,630 passing (66.7 completion percentage), 113 TDs and 24 INTs...Added 190 rushing yards on 164 carries and five TDs on the ground...Holds school records in almost every major passing category, including yards (12,482), completions (1,086) and TDs (113)...Two-time Mountain West Offensive Player of the Year, becoming the third player in league history to win the award in back-to-back seasons...Two-time All-American selection as a junior and senior...Started all 13 games as a senior, and became the fourth quarterback in FBS history to throw for over 5,000 yards and 50 TDs in a season...Named the Mountain West Offensive Player of the Year for the second straight time and also garnered First-Team All-Mountain West honors...Led the nation in total offense (5,199), total passing yards (5,082) and passing TDs (50)...Winner of the 2013 Sammy Baugh Award, which goes to the nation's top passer...His 50 touchdown passes tied for the fourth-most in FBS single-season history...Established new league and school records for passing yards, attempts and TDs...Started 13 games as a junior...Named Mountain West Offensive Player of the Year...Was an unanimous first-team All-MWC selection...Threw for 4,104 yards on 344-of-511 passing with 37 TDs...His 37 TD passes tied for

AT A GLANCE

- Two-time Mountain West Offensive Player of the Year, becoming the third player in league history to win the award in back-to-back seasons and a two-time All-American selection as a junior and senior.
- Established 27 school records and 21 Mountain West Conference records over his career, including yards (12,482), completions (1,086) and TDs (113).
- Led the nation in total offense (5,199), total passing yards (5,082) and passing TDs (50) as a senior in 2013.
- His older brother, David, also attended Fresno State and was the No. 1 overall selection by the Houston Texans in the 2002 NFL Draft.



No. 3 in the FBS...Ranked eighth nationally and first in the Mountain West with 315.7 passing yards per game...Was a three-time Mountain West Offensive Player of the Week, three-time MAACO Bowl Las Vegas Mountain West Player of the Week and twice honored as the Manning Award quarterback of the week...Started all 13 games as a sophomore...Second-team All-WAC selection...Threw for 3,544 yards on the season, the most ever by a Bulldog sophomore...Led the WAC in passing yards...Added 26 TD passes against nine INTs and completed 62.6 percent of his passes...Redshirted as a true sophomore...Saw limited action in five games as a freshman...Completed 10-of-14 passes on the season for 112 yards...Majored in recreation administration and leisure services management.

PERSONAL: Attended Bakersfield (Calif.) Christian High School...Was rated as the 12th-best quarterback in the nation...Named the Private School National Player of the Year...Played two seasons of high school football in the Houston area before moving back to his hometown of Bakersfield the summer before his senior year...Guided his team to a 12-1 record and threw for 4,067 yards and 46 TDs as a senior, leading the team to the Division V Central Section title...Ranked third in California and 11th in the nation for high school quarterbacks in passing yards...Both brothers, Darren and David, played Division I football...David was a quarterback at Fresno State, the 2001 Johnny Unitas Award winner and the No. 1 overall NFL pick in 2002 by the Houston Texans and played in the NFL for 11 seasons...Darren was a defensive linemen at Houston.

DEREK CARR'S COLLEGIATE CAREER STATISTICS

		PASSING										RUSHING				
Year	School	GP	GS	Att.	Cmp.	Yds	Pct.	Yds/Att.	TD	Int.	Lg	Att.	Yds	Avg.	Lg	TD
2009	Fresno State	5	0	14	10	112	71.4	8.00	0	0	29	1	0	0.0	0	0
2011	Fresno State	13	13	446	279	3,544	62.6	7.95	26	9	88t	57	72	1.3	20	3
2012	Fresno State	13	13	511	344	4,104	67.3	8.03	37	7	97t	66	1	0.0	15	0
2013	Fresno State	13	13	659	453	5,082	68.7	7.71	50	8	75t	40	117	2.9	17	2
Collegiate Totals		44	39	1,630	1,086	12,842	66.6	7.88	113	24	97t	164	190	1.2	20	5



TJ CARRIE

38

CORNERBACK | 6-0 | 204 | OHIO

ACQUIRED: D7a-'14 | NFL EXP.: R

HOMETOWN: ANTIOCH, CALIF.

BORN: 7/28/90

Selected by Oakland Raiders in the seventh round (219th overall) of the 2014 NFL Draft, May 10, 2014.

COLLEGE:

Played four seasons at Ohio University...Appeared in 50 games with 36 starts, contributing on defense and special teams...Totaled 165 tackles (108 solo), nine INTs, 36 passes defended, three sacks and two forced fumbles over his career...Also served as the team's punt returner, racking up 659 return yards on 56 returns with one TD...Played in 13 games in 2013, starting 11...Tied a career high with four INTs, two of which he returned for TDs...Named to All-MAC First Team as punt returner after he led the league with a 12.7 punt return average...Earned All-MAC Third Team honors as a cornerback...Tallied a season-best six tackles against Central Michigan...Posted three tackles and a career-high 116 punt return yards at Eastern Michigan...Recorded his first INT of the season vs. Miami (Ohio)...Became the first Bobcat since 2005 to record two INT-TDs in one game against Massachusetts...Earned a medical redshirt in 2012 after he suffered a season-ending injury in preseason camp...Played in 14 games in 2011, starting 12...Recorded career highs in tackles (49), passes defended (17), INTs (four)...Named All-MAC Second Team, Phil Steele All-MAC Second Team and Collegesportsmadness.com All-MAC Second Team...Had two tackles and returned a punt 65 yards for his first-career punt return TD in the season opener at New Mexico State, earning MAC East Special Teams Player of the Week...Hauled in two INTs vs. Marshall...In the MAC East Division clinching win over Bowling Green, posted a season-high eight tackles and collected his fourth INT...Started all 12 games in 2010...Finished the season with 39 tackles (25 solo), two forced fumbles, five passes defended and 19 punt returns for 197 yards...Posted a season-high eight tackles at Ohio State...Recorded five tackles and one forced fumble at Temple...Redshirted in 2009...Played in 11 games as a true freshman in 2008...Totaled 35 tackles (17 solo) and one INT...Posted 11 tackles and INT against Northwestern.

AT A GLANCE

- Played cornerback and served as a punt returner in four seasons at Ohio.
- Earned first-team All-MAC honors as a punt returner and third-team All-MAC honors as a senior.
- Totaled 165 tackles (108 solo), nine INTs, 36 passes defended, three sacks and two forced fumbles over his career.
- Prepped at De La Salle High School in Concord, Calif., helping the team win the state championship his senior year.



PERSONAL:

Attended De La Salle High School in Concord, Calif. ... Lettered for two seasons on state championship team...Totaled 90 tackles, two forced fumbles, two INTs and 10 pass deflections...Also blocked one punt...Voted first-team all-conference as a senior...Honor roll student...Brother, Domonick, played football at Portland State... Brother, Eric, played football at New Mexico State.

TJ CARRIE'S COLLEGIATE CAREER STATISTICS

Year	School	GP	GS	TACKLES					INTERCEPTIONS				FUMBLES	
				Tot.	Solo	Asst.	Sacks	Yds	No.	Yds	TD	PD	FF	FR
2008	Ohio	11	1	35	17	18	0.0	0.0	1	6	0	2	0	0
2010	Ohio	12	12	39	25	14	2.0	12.0	0	0	0	5	2	0
2011	Ohio	14	12	49	35	14	0.0	0.0	4	81	0	17	0	0
2013	Ohio	13	11	42	31	11	1.0	5.0	4	103	2	12	0	0
Collegiate Totals		50	36	165	108	57	3.0	17.0	9	190	2	36	2	0



Jonathan DOWLING

41

SAFETY | 6-3 | 190 | WESTERN KENTUCKY

ACQUIRED: D7c-'14 | NFL EXP.: R

HOMETOWN: BRADENTON, FLA.

BORN: 12/8/91

Selected by Oakland Raiders in the seventh round (247th overall) of the 2014 NFL Draft, May 10, 2014.

COLLEGE: Played two seasons at Western Kentucky and one at Florida, playing in 26 games...Transferred from Florida following his freshman year...Totaled 135 tackles (95 solo), nine INTs, 14 passes defended, eight forced fumbles and one fumble recovery... Played in 12 games in 2013, posting 67 (55 solo) tackles, three INTs, seven passes defended, six forced fumbles and one fumble recovery...Recorded a season-high nine tackles and one forced fumble against South Alabama...Posted four tackles, one of which for a loss, and two INTs against Navy...Registered six tackles and one forced fumble against ULM...Posted one tackle, one forced fumble and one INT in the season finale vs. Arkansas State...Started 11 games his first season at WKU in 2012...Named to All-Sun Belt Conference First Team...Racked up a team-high six INTs and recorded 68 tackles (40 solo)...Posted a career-high 10 tackles vs. Middle Tennessee...Made his Hilltopper debut against Austin Peay, recording seven tackles and his first career INT...Recorded three INTs in the victory over Kentucky...His three INTs were the most in school history since 1978...Caught a 37-

AT A GLANCE

- Played two seasons at Western Kentucky and one at Florida, seeing action in 26 games and starting 23.
- Totaled 135 tackles (95 solo), nine INTs, 14 passes defended, eight forced fumbles and one fumble recovery.
- Recorded three INTs against Kentucky in 2012, the most in WKU history since 1978.
- Ranked as the No. 5 safety in the country by Scout.com coming out of Southeast High School in Bradenton, Fla.

yard pass on offense against ULM and added an INT on defense...Totaled six tackles and forced his second fumble of the season at Louisiana-Lafayette...Sparked WKU's fourth-quarter comeback against North Texas, intercepting a pass and returning it 39 yards for a TD...Sat out the 2011 season after transferring from Florida...Saw action on special teams and defense in two games for Florida as a true freshman in 2010.



PERSONAL: Attended Southeast High School in Bradenton, Fla. ...Rated a four-star prospect by both Scout.com and Rivals.com and ranked as the No. 5 safety in the country by Scout.com...Participated in the 2010 Under Armour All-American Game and was named to the Top 150 Dream Team by PrepStar Magazine...Recorded 58 tackles, 14 INTs, two returns for touchdowns and three blocked punts during his senior season...Added 241 yards receiving and five TDs...During his junior campaign, posted 48 tackles, eight passes defended and 14 INTs on his way to being named 4A FSWA All-State selection in 2008...Was also a member of the track team.

JONATHAN DOWLING'S COLLEGIATE CAREER STATISTICS

Year	School	GP	GS	TACKLES					INTERCEPTIONS				FUMBLES	
				Tot.	Solo	Asst.	Sacks	Yds	No.	Yds	TD	PD	FF	FR
2010	Florida	2	0	0	0	0	0.0	0.0	0	0	0	0	0	0
2012	Western Kentucky	12	11	68	40	28	0.0	0.0	6	111	0	7	2	0
2013	Western Kentucky	12	12	67	55	12	0.0	0.0	3	21	1	7	6	1
Collegiate Totals		26	23	135	95	40	0.0	0.0	9	132	1	14	8	1



Justin ELLIS

DEFENSIVE TACKLE | 6-2 | 334 | LOUISIANA TECH
ACQUIRED: D4a-'14 | NFL EXP.: R
HOMETOWN: MONROE, LA.
BORN: 12/27/90

78

Selected by Oakland Raiders in the fourth round (107th overall) of the 2014 NFL Draft, May 10, 2014.

COLLEGE: Played four years at Louisiana Tech...Started 25-of-37 games, with 14 coming at defensive tackle and 11 at nose guard...Finished with 102 tackles (37 solo), 2.5 sacks, 9.5 tackles for loss, three passes defended, two forced fumbles and two fumble recoveries...Started all 12 games as a senior, finishing the season with 48 tackles (15)...Added 5.5 tackles for loss, 1.5 sacks and one pass defended...Earned All-Conference USA honorable mention...Registered four tackles against Tulane and one sack...Netted a season-high seven tackles against Southern Mississippi, including a career-best 2.5 tackles for loss and one sack...Played in eight games with two starts as a junior, due to injury...Recorded 21 total tackles (nine) with two forced fumbles and one pass defended...Registered three solo tackles and his first career forced fumble at Houston...Tied a career-high seven tackles (three) and one forced fumble at San Jose State...Played in a career-high 13 games with 11 starts as a sophomore...Earned a second-team All-WAC selection...Recorded 29 tackles (11) with 3.5 tackles for loss, one sack and one pass defended...Recorded two solo tackles and a pass defended at Idaho...Tallied five total tackles against New Mexico State with 1.5 tackles for loss, 0.5 sacks and one fumble recovery as Louisiana Tech clinched the WAC Championship...Played in four games as a redshirt freshman...Recorded four tackles and 0.5 sacks and one fumble recovery...Assisted on a sack at New Mexico State...Recovered a fumble at San Jose State...Redshirted as a true freshman.

AT A GLANCE

- Played four seasons at Louisiana Tech, starting 25-of-37 games.
- Earned All-Conference USA honorable mention as a senior.
- Finished his collegiate career with 102 tackles (37 solo), 2.5 sacks, 9.5 tackles for loss, three passes defended, two forced fumbles and two fumble recoveries.
- Also lettered for three years on the track and field team in high school, competing in the shot put and finishing third in the state of Louisiana in the shot put as a junior.



PERSONAL: Attended Neville High School in Monroe La. ...Two-time first-team All-District 2-4A...Named first-team all-state by the Louisiana Sports Writers Association as a senior...Named second-team all-state by the Louisiana Football Coaches Association as a junior...Two-time All-Northeast Louisiana by the Monroe News-Star...Also lettered for three years on the track and field team, competing in the shot put...Finished third in the state of Louisiana in the shot put as a junior.

JUSTIN ELLIS' COLLEGIATE CAREER STATISTICS

Year	School	GP	GS	TACKLES				Yds	INTERCEPTIONS				FUMBLES	
				Tot.	Solo	Asst.	Sacks		No.	Yds	TD	PD	FF	FR
2010	Louisiana Tech	4	0	4	2	2	0.0	0.0	0	0	0	0	0	1
2011	Louisiana Tech	13	11	29	11	18	1.0	1.0	0	0	0	1	0	1
2012	Louisiana Tech	8	2	21	9	12	0.0	0.0	0	0	0	1	2	0
2013	Louisiana Tech	12	12	48	15	33	1.5	7.0	0	0	0	1	0	0
Collegiate Totals		37	25	102	37	65	2.5	8.0	0	0	0	3	2	2



Shelby HARRIS

75

DEFENSIVE END | 6-2 | 288 | ILLINOIS STATE

ACQUIRED: D7b-'14 | NFL EXP.: R

HOMETOWN: MILWAUKEE, WISC.

BORN: 8/11/91

Selected by Oakland Raiders in the seventh round (235th overall) of the 2014 NFL Draft, May 10, 2014.

COLLEGE: Played three years at Illinois State, seeing action in 33 games with 27 starts...Transferred from Wisconsin following his freshman season...Totaled 173 tackles (72 solo), 14 sacks, one forced fumble, four fumble recoveries, one INT and five passes defended...Started all 13 games at defensive tackle in 2012...Named a first-team All-Missouri Valley Football Conference selection...Ranked third on the team and fifth in the MVFC with 16 tackles for loss...Also ranked third on the team with seven sacks...Added 85 tackles, one forced fumble, three fumble recoveries, three passes defended and one INT...Posted a season-best effort with 12 tackles, two sacks and three tackles for loss against Missouri State...Recorded first career INT in the win at Indiana State...

Credited with six tackles, two sacks, three tackles for loss and one pass defended in the playoff quarterfinal loss at Eastern Washington...Played in nine games, with six starts at defensive tackle in 2011...Was sixth on the team with 49 tackles, third on the team with 12.5 tackles for loss and added six sacks...Also forced a safety, blocked a pair of kicks and recovered one fumble...Recorded a then-career-high 10 tackles in the season-opener at Eastern Illinois...Posted two sacks and six tackles in a win over No. 16 Indiana State, and was named the MVFC Defensive Player of the Week...Played in all 11 games, with eight starts in 2010...Missouri Valley Football Conference All-Newcomer Team selection...Ranked seventh on the team with 39 tackles (19 solo)...Tallied one sack...Posted six tackles in each win against No. 20 South Dakota State and Missouri State...Recorded five tackles (four solo) and one tackle for loss at No. 19 UNI...Posted five solo tackles and his first career sack in the season finale against Eastern Illinois...Also blocked a punt against the Panthers...Redshirted freshman season in 2009 at Wisconsin.

PERSONAL: Attended Homestead High School in Mequon, Wis. ...Named first-team all-state, all-region, all-suburban and all-conference as a senior...Milwaukee Journal Sentinel all-area selection...Area player of the year...Was a team captain, team MVP and member of state championship team...Finished the season with 87 tackles, seven sacks, two forced fumbles and one fumble recovery...Named first-team all-state, all-region, all-suburban and all-conference as a junior...Milwaukee Journal Sentinel all-area selection...Named conference defensive player of the year...Recorded 106 tackles, six sacks, two blocked punts, three forced fumbles and one fumble recovery...Member of state championship team as a sophomore...Tallied 45 tackles, one interception and three sacks...Also lettered in basketball.

AT A GLANCE

- Played three years at Illinois State, appearing in 33 games with 27 starts, following his transfer from Wisconsin.
- Totaled 173 tackles (72 solo), 14 sacks, one forced fumble, four fumble recoveries, one INT and five passes defended.
- Named a first-team All-Missouri Valley Football Conference selection in 2012.
- Helped Homestead High School win the state championship his senior year, earning all-state honors.



SHELBY HARRIS' COLLEGIATE CAREER STATISTICS

Year	School	TACKLES							INTERCEPTIONS				FUMBLES	
		GP	GS	Tot.	Solo	Asst.	Sacks	Yds	No.	Yds	TD	PD	FF	FR
2010	Illinois State	11	8	39	19	20	1.0	5.0	0	0	0	1	0	0
2011	Illinois State	9	6	49	23	26	6.0	36.0	0	0	0	0	0	1
2012	Illinois State	13	13	85	30	55	7.0	38.0	1	0	0	4	1	3
Collegiate Totals		33	27	173	72	101	14.0	79.0	1	0	0	5	1	4



Gabe JACKSON

66

GUARD | 6-3 | 336 | MISSISSIPPI STATE

ACQUIRED: D3-'14 | NFL EXP.: R

HOMETOWN: LIBERTY, MISS.

BORN: 7/12/91

Selected by Oakland Raiders in the third round (81st overall) of the 2014 NFL Draft, May 9, 2014.

COLLEGE: Played four seasons at Mississippi State, becoming one of the most decorated offensive linemen in school history...Started all 52 games of his career at left guard...Two-time All-American selection and a two-time first-team All-SEC recipient...Started all 13 games at left guard as a senior and did not give up a sack the entire season...Earned first-team All-SEC honors by the league coaches and Associated Press for the second straight year...Named second-team All-American by Walter Camp, USA Today and Athlon Sports...Awarded the Cornerly Trophy as the top collegiate player in the state of Mississippi and also claimed the Kent Hull Award as the top offensive lineman in Mississippi...Paved the way for an MSU offense that shattered school records

in total yards, first downs and yards per game...Earned SEC Offensive Lineman of the Week honors three times and became just the second MSU offensive lineman in school history to receive the honor two or more times...On the road at No. 11 Texas A&M, helped MSU gain 556 yards of total offense...Started all 13 games at left guard as a junior...Earned First-Team All-SEC honors by the AP and Phil Steele and second-team honors by the SEC Coaches and ESPN.com...Named to the Phil Steele and FoxSportsNext All-American Second Team, as well as earning honorable mention All-American honors from Sports Illustrated and Pro Football Weekly...Part of an offensive line that gave up the second-fewest sacks in the SEC (29th nationally) and did not personally give up a sack all season...Blocked for the SEC Offensive Player of the Week QB Tyler Russell in the SEC-opening win against Auburn...Started all 13 games at left guard as a sophomore...Named to the AP and Rivals.com All-SEC Second Team, as well as the Rivals.com Sophomore All-American team...Blocked for RB Vick Ballard, who finished fourth in the SEC in rushing, while giving up the fifth-fewest sacks in the league...Helped the 2011 squad reach the top 10 in school history for single-season marks in passing touchdowns, passing completions, total yards and first downs...Blocked for an offense that scored 50-plus points twice in the same season for the first time since 1914, and only the third time in school history...Started all 13 games at left guard as a redshirt freshman...Named SEC All-Freshman selection by the coaches...Helped pave the way for the Bulldog rushing attack that averaged 214.8 yards per game, 16th in the country and second-highest average in the SEC...Helped the Bulldogs rush for over 200 yards seven different times...Redshirted his true freshman year in 2009.

PERSONAL: Attended Amite County High School in Liberty, Miss., playing football for his father, Charles Jackson, the team's head coach...Played on both sides of the ball at tackle during his four-year career...Rivals.com ranked him as the 28th-best prospect in the state of Mississippi, and the fourth-best offensive lineman on the state chart.

AT A GLANCE

- Started all 52 games at left guard over his four-year career at Mississippi State.
- Was a two-time All-American selection and a two-time first-team All-SEC recipient.
- His senior year, awarded the Cornerly Trophy as the top collegiate player in the state of Mississippi and also claimed the Kent Hull Award as the top offensive lineman in Mississippi.
- In high school, played for his father, Charles, who was the head coach at Amite County High School.



GABE JACKSON'S COLLEGIATE CAREER STATISTICS

Year	School	GP	GS
2010	Mississippi State	13	13
2011	Mississippi State	13	13
2012	Mississippi State	13	13
2013	Mississippi State	13	13
Collegiate Totals		52	52



Khalil MACK

LINEBACKER | 6-3 | 252 | BUFFALO

ACQUIRED: D1-'14 | NFL EXP: R

HOMETOWN: FORT PIERCE, FLA.

BORN: 2/22/91

52

Selected by Oakland Raiders in the first round (fifth overall) of the 2014 NFL Draft, May 8, 2014.

COLLEGE: Played four years at Buffalo, starting all 48 games that he appeared in...Totaled 327 tackles (186 solos), 28.5 sacks, 75 tackles for loss, 16 forced fumbles, three fumble recoveries, four INTs, 21 passes defended and 31 quarterback pressures...Recorded two TDs on INT returns...His 16 forced fumbles are an NCAA record, topping the previous record of 14...His 75 tackles for loss tied the NCAA modern-day record (since the 2000 season) that was first established by Jason Babin of Western Michigan (2000-03)...His 28.5 sacks are also a school record...Started all 13 games as a senior, leading the Bulls in tackles (100), tackles for loss (19), sacks (10.5), INTs (three) and forced fumbles (five)...Earned first-team All-MAC honors for the third straight season...Was named the MAC Defensive Player of the Year and was awarded the Jack Lambert Award...Finished second in the

voting for the Butkus Award...Named MAC East Defensive Player of the Week three times...Had nine tackles, 2.5 sacks and an INT-TD at Ohio State...Had 10 tackles, a sack and an INT at Kent State...Posted eight tackles, three sacks, and three forced fumbles (to break NCAA mark) at Miami (Ohio)...Started 11 games as a junior...Led the team with 94 tackles, 21 tackles for loss added eight sacks and four forced fumbles...Garnered first-team All-MAC honors for the second straight season...Was twice named MAC East Defensive Player of the Week...Sports Illustrated's honorable mention All-American...Had one of the best single games of his career, with a career-high 15 tackles (3.5 for loss), 2.5 sacks, and two forced fumbles in a comeback win over UMass...Started all 12 games as a sophomore, leading the team in sacks (5.5), tackles for loss (20.5) and forced fumbles (five)...Added 65 tackles...Earned first-team All-MAC honors...Tabbed by Sports Illustrated as an honorable mention All-American...Earned MAC East Defensive Player of the Week honors after eight tackles, one sack, 3.5 tackles for loss, two forced fumbles and one INT against Stony Brook...Started 12 games as a freshman, totaling 68 tackles and recording team highs in both sacks (4.5) and tackles for losses (14.5)...Named to Phil Steele's All-MAC Third Team...Made nine tackles, four tackles for loss, one sack and one forced fumble against Bowling Green...Redshirted in his first season in 2009...Majored in general studies.

PERSONAL: Attended Westwood High School in Fort Pierce, Fla. ...Named first-team All-Area and third-team All-State selection and helped lead the Panthers to the district title as a senior...Recorded 140 tackles with nine sacks, three forced fumbles and two fumble recoveries...Didn't play football until junior year of high school...Name is pronounced KAH-leel.

AT A GLANCE

- Is the NCAA's all-time leader with 16 forced fumbles and his 75 tackles for loss are a modern-day NCAA record.
- Is Buffalo's all-time sack leader with 28.5 and holds the school record for tackles for loss (75).
- Played and started 48 games at Buffalo, totaling 327 tackles (186 solos), 28.5 sacks, 75 tackles for loss, 16 forced fumbles, three fumble recoveries, four interceptions, 21 passes defended and 31 quarterback pressures.
- Grew up in Fort Pierce, Fla., where he was an all-state selection his senior year at Westwood High School.



KHALIL MACK'S COLLEGIATE CAREER STATISTICS

Year	School	GP	GS	Tot.	TACKLES				Yds	INTERCEPTIONS				FUMBLES	
					Solo	Asst.	Sacks			No.	Yds	TD	PD	FF	FR
2010	Buffalo	12	12	68	40	28	4.5		40.0	0	0	0	10	2	0
2011	Buffalo	12	12	65	38	27	5.5		35.0	1	23	0	2	5	0
2012	Buffalo	11	11	94	52	42	8.0		63.0	0	0	0	2	4	0
2013	Buffalo	13	13	100	56	44	10.5		79.0	3	125	2	7	5	3
Collegiate Totals		48	48	327	186	141	28.5		217.0	4	148	2	21	16	3



Keith McGill

39

CORNERBACK | 6-3 | 211 | UTAH

ACQUIRED: D4b-'14 | NFL EXP.: R

HOMETOWN: LA MIRADA, CALIF.

BORN: 3/9/89

Selected by Oakland Raiders in the fourth round (116th overall) of the 2014 NFL Draft, May 10, 2014.

COLLEGE: Played two seasons at Utah after transferring from Cerritos (Calif.) Junior College, where he played two seasons...Appeared in a combined 40 games during his college career, earning 34 starts...Played safety at Cerritos and his first season at Utah before moving to cornerback for his senior season...Started 22 games at free safety and 12 cornerback...Recorded 109 tackles (62 solos) with one fumble recovery, two forced fumbles, 12 INTs, 21 pass deflections and two blocked kicks...Transitioned to cornerback for his final season and was an honorable mention All-Pac-12...Started all 12 games, totaling 60 tackles (28 solo), one INT and 12 passes defended...His 12 passes defended led the Pac-12 and tied for fourth in school single-season history...Returned an INT for a TD against UCLA...Posted four tackles and three passes defended vs. BYU...Registered six tackles, two passes defended vs. Colorado...Missed the entire 2012 season with an injury...

Played free safety in five games his junior season before suffering a season-ending injury...Posted 12 tackles and one pass defended on the season...Appeared in 23 games at Cerritos Junior College...Named the Northern Conference Defensive Player of the Year as well as being recognized as a first-team All-American and All-State choice his final junior college season...Registered 37 tackles (17 solos) and five passes defended...Led the nation with 203 return yards on seven INTs...Blocked two kicks, including one that came on the final play of the Falcons' 27-21 win over Bakersfield College...Also recovered a fumble in the end zone for a TD...Totaled 23 tackles (11 solo), four INTs and three passes defended in 11 games during the 2009 campaign.



AT A GLANCE


- Named All-American third team and All-Pac-12 Conference first team by the NFL Draft Report his final season at Utah.
- Began his career as a safety before shifting to cornerback his last year at Utah.
- Transferred from Cerritos (Calif.) Junior College after two seasons.
- Named the Northern Conference Defensive Player of the Year as well as being recognized as a first-team All-American and All-State choice his final junior college season.

...Missed the entire 2012 season with an injury...Named the Northern Conference Defensive Player of the Year as well as being recognized as a first-team All-American and All-State choice his final junior college season...Registered 37 tackles (17 solos) and five passes defended...Led the nation with 203 return yards on seven INTs...Blocked two kicks, including one that came on the final play of the Falcons' 27-21 win over Bakersfield College...Also recovered a fumble in the end zone for a TD...Totaled 23 tackles (11 solo), four INTs and three passes defended in 11 games during the 2009 campaign.

PERSONAL: Attended La Mirada (Calif.) High School...Earned letters in football, track and basketball...As a senior, played on all three units...On defense, recorded 20 tackles and one INT...On offense as a running back, totaled 516 rushing yards on 75 carries and (6.9 avg.) and six TDs, adding 17 catches for 297 yards...On special teams, he punted 24 times for a 32.1 average...Also played both forward positions for the school's basketball team...Averaged 9.9 points, 6.1 rebounds and 1.1 blocked shots in 26 games as a junior...Father, Keith McGill Sr., is a doctor and a USC graduate.

KEITH MCGILL'S COLLEGIATE CAREER STATISTICS

Year	School	TACKLES							INTERCEPTIONS				FUMBLES	
		GP	GS	Tot.	Solo	Asst.	Sacks	Yds	No.	Yds	TD	PD	FF	FR
2009	Cerritos JC	11	9	23	11	12	0.0	0.0	4	21	0	3	1	0
2010	Cerritos JC	12	12	37	17	20	0.0	0.0	7	203	0	5	1	1
2011	Utah	5	1	12	6	6	0.0	0.0	0	0	1	1	0	0
2013	Utah	12	12	37	28	9	0.0	0.0	1	19	1	12	0	0
Collegiate Totals		40	34	109	62	47	0.0	0.0	12	243	2	21	2	1




George ATKINSON III

34

RB | 6-1 | 218 | Rookie | Notre Dame | 11/29/92

Signed by Oakland Raiders as an undrafted free agent, May 16, 2014...Played three years at Notre Dame, appearing in 37 games at running back and kick returner...Totaled 153 rushing attempts for 943 yards (6.3 avg.) and 10 TDs...Also returned 88 kickoffs for 2,136 yards and two TDs...Set school record in kickoff return yards...Served as team's primary kick returner all three years...Saw action in 12 games with four starts as a junior in 2013...Ranked second on team with 93 carries for 555 yards and three TDs...Led team with 6.0 yards per rush...Returned 31 kickoffs for 780 yards...Averaged 25.2 yards per kickoff return to rank 25th in the nation...Had a career-high 148 rushing yards on 14 carries and one TD vs. Oklahoma...Had an 80-yard TD run, marking Notre Dame's longest since 2000, against Sooners...Racked up a season-high 187 all-purpose yards against Navy, including a 41-yard TD run and 113 kickoff return yards...Had a season-high 139 kickoff return yards at Stanford...Saw action in 12 games as a sophomore...Ranked third on team with 361 rushing yards on 51 carries...Tied for second on team with five rushing TDs...Led team with 7.1 yards per rush...Had 22 kickoff returns for 441 yards...Averaged 20.0 yards per return...Had two TD runs vs. Navy in Dublin, Ireland...First TD run was 56 yards, followed by a 3-yarder...Posted first-career 100-yard rushing game with 123 yards on 10 carries vs. Miami...His 12.3-yard per rush average ranked sixth on Notre Dame's single-game list...Had a 55-yard TD run vs. Hurricanes...Played in all 13 games as a freshman...Tied school record with two kickoff returns for TDs...Became first Notre Dame player since 1997 to record two kickoff returns for TDs...Became first freshman since former Raider Raghieb Ismail in 1988 to record two scores on kickoff returns...Named second-team Freshman All-American by Phil Steele Publications and honorable mention All-American by SI.com as a kick returner...Had 35 kick returns for 915 yards and two TDs...Kick returns marked second-most in program history, while yardage set Notre Dame record...Averaged 26.1 yards per return...First TD came on an 89-yarder vs. Michigan State...Second return for a TD was a 96-yarder vs. USC...Return against USC marked the fifth-longest in Notre Dame Stadium history and first since 2000...Averaged season-best 35.6 yards per return against Trojans, totaling 178 yards on five returns...Also rushed for 27 yards and two TDs on just nine carries...Tied for third on team with nine special teams tackles...Attended Granada High School in Livermore, Calif. ...Rated No. 89 on Rivals.com list of top-100 players in the nation...Rushed 172 times for 1,669 yards and 17 TDs as running back, wide receiver and defensive back...Helped team to North Coast Section Division I semifinals and school's first playoff appearance since 2005...First-team All-East Bay Athletic League as a running back and second-team all-league pick as a defensive back...Named third-team All-East Bay as utility player by Bay Area News Group...A first-team all-metro pick as a utility player...Played in U.S. Army All-American Bowl, serving as captain of the West team...Played in Holiday Bowl Classic between Sacramento and Bay Area standouts...Selected for Team USA vs. The World all-star game in Austin, Texas...As a junior, carried 106 times for 965 yards and 10 TDs...Scored four TDs in season opener and later rushed 11 times for 200 yards and three TDs in a single game, adding a TD on a kickoff return...Named second-team all-EBAL as a defensive back...Posted three rushing TDs in a single game as a sophomore...Also a track standout...Earned medals in California state track meet in the 100- and 200-meters as a sophomore...Father, George Atkinson, Jr., played for the Raiders for 10 seasons from 1968-77, helping lead the Silver and Black to a Super Bowl XI title, and has worked as part of the Raiders' broadcast team...Twin brother, Josh, has played defensive back and wide receiver at Notre Dame.



Denico AUTRY

96

DE | 6-5 | 273 | Rookie | Mississippi State | 07/15/90

Signed by Oakland Raiders as an undrafted free agent, May 20, 2014...Played two years at Mississippi State after transferring from East Mississippi Community College in Scooba, Miss. ...Played in 26 games with 23 starts...Finished two-year career with 73 tackles, 16 tackles for loss and six sacks...Also forced three fumbles...Started all 13 games as a senior, collecting 31 tackles and ranking second on team with 6.5 tackles for loss...Registered two sacks and eight quarterback hurries...Posted five tackles and one sack against Kentucky...Tied season high with five tackles, including 1.5 stops for loss, at Arkansas...Recorded a sack against Rice in the Liberty Bowl...Played in 13 games with 10 starts as a junior...Tallied 42 tackles, 9.5 tackles for loss, four sacks, two forced fumbles and one INT...Finished with 1.5 tackles for loss and one sack at Kentucky...Notched a career-high five tackles at Alabama...Tied a career-best with five tackles, two tackles for loss, one sack and one forced fumble at LSU...Notched a sack vs. Mississippi...Recorded first career INT against Northwestern in the Gator Bowl, returning the pick 27 yards...In two years at East Mississippi Community College, recorded 141 tackles, 16.5 sacks and 24 tackles for loss...Helped lead Lions to a 12-0 record, state championship and NJCAA title...Named 2011 first-team NJCAA Football All-American...Rated No. 1 prospect on the Jackson Clarion-Ledger's JUCO top-25 Most Wanted Prospect List...Posted 81 tackles, 13 tackles for loss, 11 sacks and 41 quarterback hurries as a sophomore...Also credited with four passes defended and two forced fumbles...Named Defensive Line MVP of the MACJC North Division...Attended Albemarle (N.C.) High School...Played defensive end and tight tackle...Led team to a 12-2 record and a 7-0 mark in league play...Averaged 10.1 tackles per game on defense...Finished senior season with 142 tackles and nine sacks...Also forced five fumbles and recovered four fumbles...Named the All-SNAP Defensive Player of the Year and the Rocky River Conference Player of the Year...Played in the NCCA East-West All-Star game...First name is pronounced duh-KNEE-co.




Mike DAVIS

WR | 6-0 | 189 | Rookie | Texas | 05/11/92

Signed by Oakland Raiders as an undrafted free agent, May 16, 2014...Played four years at Texas, seeing action in 49 games with 38 starts...Totaled 200 career receptions for 2,753 yards and 18 TDs...Finished career ranked fourth in program history in receptions, fourth in receiving yards and fifth in TDs...One of only three players in Texas annals with at least 200 receptions and 2,700 receiving yards, joining Jordan Shipley and Roy Williams...Three-time All-Big 12 selection...Two-time member of the Big-12 Commissioner's Honor Roll...As a senior, played in 12 games with 11 starts...Named second-team All-Big 12 by media and honorable mention by conference coaches...Totaled 51 recep-

tions for 727 yards and eight TDs...TD total tied for ninth on the Longhorns' single-season list...Named to the Biletnikoff Award watch list...Posted eight receptions for 114 yards vs. BYU...Recorded three catches for 91 yards, including a 49-yard TD, vs. West Virginia...Registered his ninth career 100-yard game with nine receptions for 112 yards vs. Oklahoma State...Second-team All-Big 12 choice by media and an honorable mention selection by coaches as a junior...Member of the Biletnikoff Award watch list...Hauled in 57 passes for a team-high 939 yards and seven TDs...Led team with 16.5 yards per catch...Had four 100-yard receiving games, which tied for fifth in the program record book...Voted the Darrell K. Royal Offensive Team MVP...Posted 124 receiving yards, including a 46-yard TD, against Mississippi...Posted five receptions for 89 yards and a TD vs. Oklahoma...Posted six catches for 148 yards and one TD vs. Baylor...Had four receptions for a career-high 165 yards vs. Texas Tech...Had a career-best two TD receptions, including a career-long 75-yarder against the Red Raiders...Recorded a season-high seven catches for 113 yards vs. Iowa State...As a sophomore, led team with 45 receptions for 609 yards and one TD...Named to Biletnikoff Award watch list...Had five catches of 40 or more yards...Had three receptions for 115 yards in season-opener vs. Rice...Appeared in 11 games with five starts as a freshman...Set a Texas freshman single-season record with 47 receptions for 478 yards and two TDs...Posted seven catches for 104 yards vs. Wyoming...Set a Texas freshman record with 11 receptions for 109 yards at Kansas State...Became just the third player in Texas history to record multiple 100-yard receiving games as a freshman...Attended Skyline High School in Dallas, Texas...A prep All-American, two-time all-state, two-time all-area and all-district performer at wide receiver...An EA Sports All-American second-team selection...Ranked as the No. 2 wide receiver and No. 13 overall prospect by ESPN...Named No. 24 overall prospect by Rivals.com...Recorded 129 catches for 2,764 yards and 39 TDs over final three prep seasons...Earned first-team all-state honors from the Associated Press and the Texas Sports Writers Association as a senior...Tabbed the District 9-5A Offensive Player of the Year while helping Skyline reach the 5A Division I regional semifinals...Caught 48 passes for 1,157 yards and 19 TDs...Earned honorable mention all-state honors from the AP as a junior...Also named first-team all-area by the Dallas Morning News...Recorded 58 catches for 1,138 yards and 16 TDs...Caught 23 passes for 469 yards and four TDs as a sophomore...Also earned three letters in basketball...Earned academic all-city award...Active in community service, served as a mentor to middle school students...Cousin, LaMarcus Reed, played basketball at UT-Arlington.

19



Carlos FIELDS

LB | 6-1 | 238 | Rookie | Winston-Salem State | 10/03/90

Signed by Oakland Raiders as an undrafted free agent, May 16, 2014...Played four years at Winston-Salem State, seeing action in 47 career games...Totaled 321 tackles (183 solo), eight sacks, five INTs and 34.5 tackles for loss...Led his team to a 45-6 record during his collegiate career...As a senior, led a defensive unit that ranked first in the nation...Named first-team All-American by D2Football.com...Also named Central Intercollegiate Athletic Association (CIAA) Co-Defensive Player of the Year...Helped team post a 10-2 record and earn a place in the NCAA Division II playoffs...Played in 12 games, recording 93 tackles (43), two INTs, 10 passes defended and one forced fumble...Named

CIAA Defensive Player of the Year as a junior...Also named first-team All-CIAA...Played in all 15 games with 14 starts...Led team with 116 tackles (67) and added 1.5 sacks with nine tackles for loss...Had two INTs along with seven passes defended and three QB hurries...Added a forced fumble...As a sophomore, posted 81 tackles (51) to rank second on team...Totaled 12 tackles for loss and ranked second on squad with 4.5 sacks...Added two INTs and led team with 11 passes defended...Also led team with three fumble recoveries and two forced fumbles...Named second-team All-CIAA...As a redshirt freshman, saw action in nine games with seven starts...Ranked seventh on team with 31 tackles (22)...Had five tackles for loss and two sacks...Recorded three quarterback hurries and one pass defended...Redshirted as a true freshman...Attended North Vance High School in Henderson, N.C. ...Led team to Mid-State Conference championship and was selected as the conference's Defensive Player of the Year as a senior...Selected to represent the state of North Carolina in the East-West All-Star Game...Collected over 100 tackles as a senior...Also lettered in basketball, earning all-conference honors.




Bojay FILIMOEAU

47

LB | 6-2 | 250 | Rookie | Utah State | 12/06/89

Signed by Oakland Raiders as an undrafted free agent, May 19, 2014...Signed by Raiders after participating on a tryout basis at the team's rookie mini-camp in May...Played two years at Utah State after transferring from Mt. San Antonio College in Walnut, Calif. ...Did not play in 2013, recovering from a knee injury sustained in practice leading up to the Casino Del Sol College All-Star Game in January 2013...Started all 26 games over two seasons at Utah State, recording 112 tackles (48 solo), 20 tackles for loss and eight sacks...He also totaled two passes defended, two forced fumbles, one fumble recovery and one INT...As a senior, started all 13 games and ranked sixth on team with 71

tackles...Posted five sacks and nine tackles for loss...Registered a team-high 11 quarterback hurries, two passes defended and one forced fumble...Also returned an INT 48 yards against Idaho...Recorded double-digit tackles twice, notching a career-high 12 stops vs. Utah and 11 tackles against Toledo in the Famous Idaho Potato Bowl...Started all 11 games as a junior, seeing action at both linebacker and defensive end...Recorded 41 tackles and ranked second on team with 11 tackles for loss...Also tied for second on team with three sacks...Posted one pass defended, one forced fumble, one fumble recovery and four quarterback hurries...Notched seven tackles, one forced fumble and one fumble recovery against Idaho...Recorded sacks against Colorado State, Hawaii and against Ohio in the Famous Idaho Potato Bowl...At Mt. San Antonio College, was named the All-American Community College Football Team Defensive Player of the Year as well as first-team All-American...Ranked as the No. 36 overall junior college prospect in the nation...Earned first-team all-California Community College Football Coaches Association (CCCCA) accolades, as well as first-team all-California Region IV honors...Named the all-California Region IV Defensive Player of the Year...Named Defensive MVP of the state and National Community College Championship game, leading Mt. San Antonio to its second straight state and National Community College title...Totaled 62 tackles with 22 tackles for loss, 13 sacks, eight quarterback hurries, four passes defended, three fumble recoveries and two forced fumbles...Led CCCCFA in sacks and fourth in tackles for loss...Attended Granger High School in West Valley City, Utah...Lettered three times, playing linebacker and fullback...Earned All-Region 6 honors as both a junior and senior...Had 26 rushing attempts for 111 yards and three TDs...Added five receptions for 32 yards...Name is pronounced BO-jay FEE-lee-moy-ah-too.



Dan KISTLER

65

T | 6-7 | 315 | Rookie | Montana | 03/30/91

Signed by Oakland Raiders as an undrafted free agent, May 16, 2014...Played four years at Montana, appearing in 47 career games with 42 starts at both tackle and guard...Made 27 consecutive starts at tackle as a junior and senior...Two-time All-Big Sky Conference selection...Also a two-time Academic All-Big Sky Conference honoree...Served as team's offensive co-captain as a senior...Named first-team All-American by the Associated Press and Walter Camp Foundation...Named third-team All-American by the Sports Network...Selected to play in the 89th annual East-West Shrine Game, becoming the 11th player in Montana program history to be chosen for the all-star contest...Named

first-team All-Big Sky Conference for the second straight season...Also earned Paul Weskamp Award as Montana's outstanding offensive lineman for the second consecutive season...Started all 11 games at right tackle as a junior...A first-team All-Big Sky Conference selection...Co-recipient of the Paul Weskamp Award as Montana's outstanding offensive lineman...Started all 14 games at right guard as a sophomore...Received All-Big Sky Conference second team honors...Played in nine games with two starts as a true freshman...Both starts came at left guard...An All-Big Sky Conference academic team selection...Attended O'Dea High School in Seattle, Wash. ...Lettered three years in football...Missed most of senior year due to injury...An all-league selection...Preseason all-state choice as a senior...Voted team's Most Improved Player as a junior, helping his team post a 13-1 record and earn a berth in the state championship game...Earned all-league honors...Also lettered two years in track and field.




Erle LADSON

68

T | 6-6 | 346 | Rookie | Delaware | 11/27/91

Signed by Oakland Raiders as an undrafted free agent, May 16, 2014...Played four years at Delaware, seeing action in 48 career games with 23 starts...Two-year starter at tackle...Led team to a 31-18 record and an appearance in the 2010 NCAA FCS Championship Game...Started all 12 games at left tackle as a senior...Anchored an offense that ranked among the top units in the Colonial Athletic Association...Team ranked second in scoring (32.8 ppg.), third in passing (240.0 ypg.), third in sacks allowed (18) and fourth in rushing (177.0 ypg.)...Named Blue Hen Touchdown Club Offensive Player of the Game for his performance vs. Rhode Island...Played in the NFLPA Collegiate All-Star Game...

Moved into starting role at left tackle as a junior, starting all 11 games...One of three offensive linemen to start every game for Delaware...Saw action in 10 games as a sophomore, seeing action as a reserve offensive tackle...Did not start a game but shared tackle duties...Helped offense rank fifth in CAA in rushing (165.5 ypg.) and scoring (25.8 ppg.)...Appeared in all 15 games as a freshman...Played primarily on special teams...Saw reserve duty on offensive line in four games...Helped team post a 12-3 record and advance to the NCAA FCS Championship Game...Majored in history education...Attended Cardinal Hayes High School in the Bronx, N.Y. ...Helped team become "A" Division finalists in 2008 and helped team to first Turkey Bowl championship in 28 years...Served as team captain as a senior...Earned All-Borough, all-city and all-league honors...Did not play football until junior season...Served as team captain of the basketball team...First name is pronounced "EARL"




Jake MURPHY

82

TE | 6-4 | 249 | Rookie | Utah | 09/21/89

Signed by Oakland Raiders as an undrafted free agent, May 16, 2014...Played three years at Utah, appearing in 30 games with 14 starts...Totaled 63 receptions for 830 yards and 10 TDs...Averaged 13.2 yards per reception...As a junior, saw action in eight games and missed four contests due to a broken wrist...Named to the John Mackey Award preseason watch list...Totaled 25 catches for 417 yards and five TDs...Yardage total marked a career high...In final two collegiate games, posted five receptions for 102 yards vs. Washington and eight catches for 93 yards vs. Colorado...Played in all 12 games with five starts as a sophomore...Named honorable mention All-Pac-12...Ranked second on team with 33

receptions and third on squad with 349 receiving yards...Led team with four TDs...Totaled six catches for a then-career high 78 yards against Northern Colorado...Posted four catches for 65 yards vs. UCLA...Had four receptions for 42 yards and one TD vs. Oregon State...Played in 10 games with two starts as a redshirt freshman...Had five catches for 64 yards and one TD...Posted three catches for 51 yards, including a 30-yard TD grab, vs. BYU...Majored in communications...Attended American Fork (Utah) High School...Named 2007 5A first-team all-state by the Salt Lake Tribune and the Deseret News...Also named all-region and All-Utah Valley...As a senior, led team with 44 receptions for 853 yards and 13 TDs...Also played safety and had three INTs, including two returns for TDs...As a junior, totaled 30 catches for 530 yards and eight TDs...Lettered in baseball, earning second-team all-state honors...Also lettered in basketball...Led school to region titles in football and baseball in 2007...Father, Dale, played 18 years in the Major Leagues with the Atlanta Braves, Philadelphia Phillies and Colorado Rockies, earning six National League All-Star selections and receiving back-to-back NL MVP awards in 1982 and 1983...Brother, Shawn, played football at Utah and spent time with the Denver Broncos...Served church missions in Sydney, Australia and Boston, Mass.




Michael PALARDY

6

K/P | 5-11 | 191 | Rookie | Tennessee | 07/06/92

Signed by Oakland Raiders as an undrafted free agent, June 5, 2014...Participated in a rookie minicamp with the New York Jets shortly after the 2014 NFL Draft...Played four years at Tennessee, seeing action in 46 games...Served as both kicker and punter for the Volunteers...Was 37-of-50 on field goals for his career, ranking third in Tennessee history by nailing 74 percent of his attempts...Punted 117 times for 5,024 yards, averaging 42.9 yards per attempt to rank second on the program's all-time list...As a senior, played in 12 games and was one of only seven players in NCAA FBS Division I to handle both kicking and punting duties...Was the only left-footed player to handle all kicking duties...Named first-team All-SEC by ESPN.com...Named honorable mention All-SEC by the Associated Press...Semifinalist for the Ray Guy Award...Invited to the 2014 Medal of Honor Bowl...Punted 63 times for 2,801 yards, averaging 44.5 yards per effort and placing 33 punts inside the 20-yard line...Ranked third in the SEC and 14th in the NCAA in punting average...Had 19 punts of 50 or more yards, most for a Volunteer since 2003...Was 14-of-17 on FG attempts and 34-of-35 on PATs...Booted a 51-yard FG at Missouri...Set a career high with nine punts at Oregon...Boomed a career-long 69-yard punt in final collegiate game at Kentucky...Played in 12 games as a junior...Made nine-of-12 FG attempts and 37-of-40 PATs...Punted 36 times for 1,551 yards and a 43.1-yard average...Placed 16 punts inside the 20-yard line...Booted a 66-yard punt at South Carolina...Played in 11 games as a sophomore...Hit a career-long 52-yard FG at Alabama...Played in 11 games as a freshman, serving primarily as a kickoff specialist...Was 5-of-7 on FGs and punted four times for 157 yards (39.3 avg.)...Majored in communication studies...Attended St. Thomas Aquinas High School in Ft. Lauderdale, Fla. ...Ranked as the No. 1 overall kicker by Rivals.com...An EA Sports first-team All-American...Participated in the 2010 U.S. Army All-American Game...Honored as FSWA first-team all-state as a senior and third-team all-state as a junior...Earned all-state honors by SunStateFootball.com...Named all-county as a junior and senior...Averaged better than 47 yards per punt as a senior...Helped lead St. Thomas Aquinas to a Florida 5A state championship in 2008.




Seth ROBERTS

85

WR | 6-2 | 196 | Rookie | West Alabama | 02/22/91

Signed by Oakland Raiders as an undrafted free agent, May 16, 2014...Played two years at West Alabama after transferring from Pearl River Community College in Hattiesburg, Miss. ...In two seasons, totaled 62 receptions for 1,169 yards and 13 TDs...As a senior, recorded 40 catches for 857 yards and a team-leading 12 TDs...Scoring total tied for second in the Gulf South Conference...Averaged 21.4 yards per catch...Recorded three 100-yard receiving games...Posted six catches for 113 yards and two TDs vs. Florida Tech...Hauled in a season-long 79-yard pass against Delta State...Set career highs with seven receptions for 140 yards and one TD vs. Shorter...Posted five catches for 111 yards and two TDs in season finale against Central State...Recorded 22 receptions for 312 yards and one TD as a junior...Averaged 14.2 yards per catch...Caught three passes for 23 yards against Shorter...Had three catches for 35 yards against Clark Atlanta...In two seasons at Pearl River Community College, hauled in 100 passes for 1,129 yards and 11 TDs...As a sophomore, played in nine games and totaled 56 catches for 557 yards and five TDs...As a freshman, recorded 44 receptions for 733 yards and six TDs...Attended McClay High School in Tallahassee, Fla. ...Named team captain as both a junior and senior...Also played basketball.



Scott SIMONSON

83

TE | 6-5 | 249 | Rookie | Assumption | 04/13/92

Signed by Oakland Raiders as an undrafted free agent, May 16, 2014...Played four years at Assumption, seeing action in 36 games with 31 starts...Career totals include 104 receptions for 1,537 yards and 15 TDs...Twice named to the Assumption College Student-Athlete Honor Roll...Started all 11 games as a senior...Led team with 39 receptions for 604 yards and five TDs...Served as team captain...Named honorable mention All-American by Don Hansen's Football Gazette and D2Football.com...A first-team Northeast-10 Conference selection...Named Worcester area first-team All-Star and Daktronics first-team all-region...A second-team preseason All-American selection by D2Football.com...A College Football American Division II preseason All-American and Beyond Sports Network (BSN) third-team preseason All-American...Ranked No. 53 in the top-100 players in Division II by D2Football.com...Posted a season-high 99 yards and two TDs at Pace...Had three games with five receptions or more...Started all 10 games as a junior...Finished second on team with 36 receptions for 558 yards and six TDs...Had TDs in five games, including a two-TD performance at Stonehill...Caught a season-high seven passes for 98 yards and one TD vs. Bentley...Had a season-long 75-yard TD catch vs. Pace...Named second-team Division II All-American by Don Hansen...A second-team Northeast-10 selection and Worcester area first-team All-Star...Named Daktronics first-team all-region and Don Hansen Super Region I first-team all-region...Started 10 games as a sophomore...Totaled 29 catches for 375 yards and four TDs...A Worcester area first-team All-Star...Had at least one reception in all 10 games, including a season-long 63-yard catch at American International...Had a season-high six catches at Saint Anselm...Appeared in five games as a freshman...Attended Middletown (N.J.) South High School...Lettered in football...Also competed in track and field, participating in the 110-meter hurdles, high jump and javelin.




Jansen WATSON

43

CB | 5-9 | 177 | Rookie | Iowa State | 09/14/90

Signed by Oakland Raiders as an undrafted free agent, May 19, 2014...Signed by Raiders after participating on a tryout basis at the team's rookie mini-camp in May...Played four years at Iowa State, appearing in 44 games with 20 starts...Career totals include 91 tackles, one INT, 15 passes defended and three tackles for loss...As a senior, played in 10 games with nine starts...Posted 29 tackles, 2.5 tackles for loss, eight passes defended, one INT and one forced fumble...Led team with eight passes defended...Recorded a career-high nine tackles and notched a forced fumble vs. Iowa...Tallied four tackles and two passes defended vs. Texas...Posted first career INT vs. Kansas...As a junior, saw action

in 10 games with nine starts...Made 41 tackles and posted seven passes defended...Notched a then-career-high seven tackles at Oklahoma State...Matched that tackle total vs. Baylor...Made six stops against Kansas State...As a sophomore, played in all 13 games and made first career start against Missouri...Posted 12 tackles...Had a season-high four tackles at Texas Tech...Had three stops against Texas...As a freshman, played in 11 games and netted nine tackles...Posted four stops against Kansas...Redshirted as a true freshman...Majored in liberal studies...Attended Osceola High School in Kissimmee, Fla. ...An all-state honoree...Earned all-county and all-Central Florida honors...Led team to an 8-4 record as a senior...Recorded 83 tackles and two INTs...Had 597 yards of total offense and six TDs as a running back...As a junior, helped team to a state runner-up finish with a 15-1 record...Recorded 100 tackles and was named all-conference and all-county as a junior...Played in the Central Florida All-Star game.



Karl WILLIAMS

40

FB | 6-0 | 244 | Rookie | Utah | 07/17/90

Signed by Oakland Raiders as an undrafted free agent, May 16, 2014...Played three years at Utah after transferring from Southern Utah...Played in 36 games with five starts, rushing 22 times for 88 yards and one TD...Averaged 4.0 yards per carry...Added 19 career receptions for 115 yards and three TDs...Played in 11 games with three starts as a senior...Totaled 15 carries for 51 yards (3.4 avg.) and one TD...Also had nine receptions for 28 yards and two TDs...Rushed for a career-high 45 yards on 12 carries and one TD against Utah State...Had five catches for 20 yards and one TD vs. Stanford...Also notched nine special teams tackles...Played in 12 games as a junior...Totaled seven rushing at-

tempts for 37 yards, all coming in lone start against Washington State...Also had nine catches for 83 yards and one TD...Posted five catches for 49 yards, including a 2-yard TD grab, against Arizona State...Played in 13 games as a sophomore...Started at FB against Washington...Had a 4-yard reception against BYU...Posted 11 special teams tackles...Redshirted first season at Utah after transferring from Southern Utah...Played in seven games as a true freshman at Southern Utah...Had five receptions for 27 yards...Attended Layton (Utah) High School...Two-time all-state running back...Earned first-team all-state and all-region honors as a senior...Totaled 145 carries for 998 yards and 13 TDs...Also had 300 receiving yards and recorded 22 tackles with five sacks on defense...Led team to conference titles in 2007 and 2008, and a Utah 5A state runner-up showing in 2007...Region MVP and a member of the student-athlete honor roll...Also earned three letters in baseball and two in basketball...Earned second-team all-state honors in baseball...Named Davis County All-Around Athlete of the Year in 2008.



No.	Name	Pos.	Ht.	Wt.	Birthdate	Age	Exp.	College	Hometown	How Acq.
34	Atkinson III, George	RB	6-1	218	11/29/92	21	R	Notre Dame	Stockton, Calif.	FA-'14
86	Ausberry, David	TE	6-4	250	09/25/87	26	4	USC	Lemoore, Calif.	D7-'11
96	Autry, Denico	DE	6-5	273	07/15/90	24	R	Mississippi State	Albemarle, N.C.	FA-'14
69	Barnes, Khalif	T/G	6-6	320	04/21/82	32	10	Washington	Spring Valley, Calif.	UFA-'09 (Jac.)
70	Bergstrom, Tony	G	6-5	315	08/06/86	27	3	Utah	Salt Lake City, Utah	D3-'12
67	Boothe, Kevin	G	6-5	325	07/05/83	31	9	Cornell	Fort Lauderdale, Fla.	UFA-'14 (NYG)
33	Branch, Tyvon	S	6-0	210	12/11/86	27	7	Connecticut	Cicero, N.Y.	D4-'08
23	Brown, Tarell	CB	5-11	190	01/06/85	29	8	Texas	Mesquite, Texas	UFA-'14 (SF)
95	Burnett, Kaelin	LB	6-4	240	09/06/89	24	3	Nevada	Lakewood, Calif.	FA-'12
94	Burnett, Kevin	LB	6-3	230	12/24/82	31	10	Tennessee	Compton, Calif.	FA-'13
56	Burris, Miles	LB	6-2	235	06/27/88	26	3	San Diego State	Granite Bay, Calif.	D4-'12
12	Butler, Brice	WR	6-3	210	01/29/90	24	2	San Diego State	Norcross, Ga.	D7a-'13
4	Carr, Derek	QB	6-3	214	03/28/91	23	R	Fresno State	Bakersfield, Calif.	D2-'14
38	Carrie, TJ	CB	6-0	204	07/28/90	23	R	Ohio	Antioch, Calif.	D7a-'14
37	Casey, Chance	CB	5-11	190	03/11/91	23	1	Baylor	Crosby, Texas	FA-'13
35	Chekwa, Chimdi	CB	6-0	190	01/07/88	26	3	Ohio State	Clermont, Fla.	D4-'11
62	Cleary, Emmett	T	6-7	324	04/27/90	24	1	Boston College	Arlington Heights, Ill.	W-'14 (TB)
46	Cole, Justin	LB	6-3	240	11/22/87	26	4	San Jose State	Pasadena, Calif.	FA-'14
59	Condo, Jon	LS	6-3	240	08/26/81	32	8	Maryland	Philipsburg, Pa.	FA-'06
79	Cornell, Jack	T	6-5	300	06/04/89	25	1	Illinois	Quincy, Ill.	FA-'13
99	Crawford, Jack	DE	6-5	275	09/07/88	25	3	Penn State	London, England	D5a-'12
84	Criner, Juron	WR	6-3	220	12/12/89	24	3	Arizona	Las Vegas, Nev.	D5b-'12
19	Davis, Mike	WR	6-0	189	05/11/92	22	R	Texas	Dallas, Texas	FA-'14
41	Dowling, Jonathan	S	6-3	190	12/08/91	22	R	Western Kentucky	Bradenton, Fla.	D7c-'14
5	Edwards, Trent	QB	6-4	230	10/30/83	30	6	Stanford	Los Gatos, Calif.	FA-'14
78	Ellis, Justin	DT	6-2	334	12/27/90	23	R	Louisiana Tech	Monroe, La.	D4a-'14
44	Fields, Carlos	LB	6-1	238	10/03/90	23	R	Winston-Salem State	Henderson, N.C.	FA-'14
47	Filimoeatu, Bojay	LB	6-2	250	12/06/89	24	R	Utah State	West Valley City, Utah	FA-'14
75	Harris, Shelby	DE	6-2	288	08/11/91	22	R	Illinois State	Milwaukee, Wisc.	D7b-'14
25	Hayden, DJ	CB	5-11	190	06/27/90	23	2	Houston	Houston, Texas	D1-'13
18	Holmes, Andre	WR	6-4	210	06/16/88	26	3	Hillsdale	Elk Grove, Ill.	W-'13 (NE)
77	Howard, Austin	G/T	6-7	330	03/22/87	27	5	Northern Iowa	Davenport, Iowa	UFA-'14 (NYJ)
66	Jackson, Gabe	G	6-3	336	07/12/91	22	R	Mississippi State	Liberty, Miss.	D3-'14
11	Janikowski, Sebastian	K	6-1	260	03/02/78	36	15	Florida State	Daytona Beach, Fla.	D1-'00
10	Jenkins, Greg	WR	6-1	205	08/23/89	24	2	Alabama State	Dade City, Fla.	FA-'13
42	Johnson, Shelton	S	6-0	195	07/16/90	23	1	Wisconsin	Carrollton, Texas	FA-'13
89	Jones, James	WR	6-1	200	03/31/84	30	8	San Jose State	San Jose, Calif.	UFA-'14 (GB)
22	Jones, Taiwan	CB	6-0	195	07/26/88	25	4	Eastern Washington	Antioch, Calif.	D4b-'11
21	Jones-Drew, Maurice	RB	5-7	210	03/23/85	29	9	UCLA	Antioch, Calif.	UFA-'14 (Jac.)
88	Kasa, Nick	TE	6-6	265	11/05/90	23	2	Colorado	Thornton, Colo.	D6a-'12
7	King, Marquette	P	6-0	190	10/26/88	25	3	Fort Valley State	Macon, Ga.	FA-'12
65	Kistler, Dan	T	6-7	315	03/30/91	23	R	Montana	Seattle, Wash.	FA-'14
68	Ladson, Erle	T	6-6	346	11/27/91	22	R	Delaware	Bronx, N.Y.	FA-'14
87	Leonhardt, Brian	TE	6-5	255	04/02/90	24	1	Bemidji State	Blaine, Minn.	FA-'13
15	Little, Greg	WR	6-2	220	05/30/89	25	4	North Carolina	Durham, N.C.	W-'14 (Cle.)
93	Lumpkin, Ricky	DL	6-4	300	09/07/88	25	1	Kentucky	Mount Holly, N.J.	FA-'13
52	Mack, Khalil	LB	6-3	252	02/22/91	23	R	Buffalo	Fort Pierce, Fla.	D1-'14
63	Mady, Lamar	G	6-2	315	12/13/90	23	2	Youngstown State	Topeka, Kan.	FA-'13
50	Maiava, Kaluka	LB	6-0	230	12/27/86	27	6	USC	Wailuku, Hawaii	UFA-'13 (Cle.)
73	McCants, Matt	T	6-6	310	08/18/89	24	2	UAB	Mobile, Ala.	FA-'13
20	McFadden, Darren	RB	6-1	218	08/27/87	26	7	Arkansas	North Little Rock, Ark.	D1-'08
54	McFadden, Marshall	LB	6-1	235	08/04/86	27	1	South Carolina State	Lamar, S.C.	FA-'13
92	McGee, Stacy	DT	6-3	310	01/17/90	24	2	Oklahoma	Muskogee, Okla.	D6d-'13
39	McGill, Keith	CB	6-3	211	03/09/89	25	R	Utah	La Mirada, Calif.	D4b-'14
14	McGloin, Matt	QB	6-1	210	12/02/89	24	2	Penn State	Scranton, Pa.	FA-'13
17	Moore, Denarius	WR	6-0	190	12/09/88	25	4	Tennessee	Tatum, Texas	D5-'11
55	Moore, Sio	LB	6-1	240	05/02/90	24	2	Connecticut	Cary, N.C.	D3-'13
82	Murphy, Jake	TE	6-4	249	09/21/89	24	R	Utah	Alpine, Utah	FA-'14
28	Murray, Latavius	RB	6-3	225	01/18/90	24	2	UCF	Nedrow, N.Y.	D6b-'13
76	Nix, Lucas	G	6-5	325	09/28/89	24	3	Pittsburgh	Jefferson Hills, Pa.	FA-'12
49	Olawale, Jamize	FB/RB	6-1	235	04/17/89	25	2	North Texas	Long Beach, Calif.	FA-'12



No.	Name	Pos.	Ht.	Wt.	Birthdate	Age	Exp.	College	Hometown	How Acq.
6	Palardy, Michael	K/P	5-11	191	07/06/92	21	R	Tennessee	Coral Springs, Fla.	FA-'14
72	Penn, Donald	T	6-4	340	04/27/83	31	9	Utah State	Inglewood, Calif.	FA-'14
45	Reece, Marcel	FB	6-1	250	06/23/85	29	5	Washington	Inglewood, Calif.	FA-'08
81	Rivera, Mychal	TE	6-3	245	09/08/90	23	2	Tennessee	Valencia, Calif.	D6c-'13
53	Roach, Nick	LB	6-1	235	06/16/85	29	8	Northwestern	Milwaukee, Wisc.	UFA-'13 (Chi.)
85	Roberts, Seth	WR	6-2	196	02/22/91	23	R	West Alabama	Moultrie, Ga.	FA-'14
58	Robinson, Ryan	DE	6-4	255	12/09/90	23	2	Oklahoma State	Buford, Ga.	FA-'13
27	Rogers, Carlos	CB	6-0	195	07/02/81	32	10	Auburn	Augusta, Ga.	FA-'14
29	Ross, Brandian	S	6-1	190	09/28/89	24	3	Youngstown State	Meadowbrook, Va.	FA-'12
8	Schaub, Matt	QB	6-6	235	06/25/81	33	11	Virginia	West Chester, Pa.	TR-'14 (Hou.)
74	Shaw, Jarrod	OL	6-4	315	01/07/88	26	2	Tennessee	Lafayette, La.	FA-'14
30	Sheets, Kory	RB	5-11	208	03/31/85	29	3	Purdue	Manchester, Conn.	FA-'14
83	Simonson, Scott	TE	6-5	249	04/13/92	22	R	Assumption	Red Bank, N.J.	FA-'14
90	Sims, Pat	DT	6-2	310	11/29/85	28	6	Auburn	Ft. Lauderdale, Fla.	UFA-'13 (Cin.)
97	Smith, Antonio	DL	6-3	290	10/21/81	32	10	Oklahoma State	Oklahoma City, Okla.	UFA-'14 (Hou.)
32	Stewart, Jeremy	RB	5-11	215	02/17/89	23	3	Stanford	Baton Rouge, La.	FA-'12
80	Streater, Rod	WR	6-3	195	02/09/88	26	3	Temple	Burlington, N.J.	FA-'12
31	Thorpe, Neiko	CB	6-1	200	02/01/90	24	2	Auburn	Tucker, Ga.	FA-'14
64	Troup, Torell	DT	6-3	320	06/23/88	26	4	UCF	Conyers, Ga.	FA-'14
91	Tuck, Justin	DE	6-5	265	03/29/83	31	10	Notre Dame	Kellyton, Ala.	UFA-'14 (NYG)
13	Vaughn, Rahsaan	WR	6-1	190	12/22/90	23	1	Oregon	Oakland, Calif.	FA-'14
43	Watson, Jansen	CB	5-9	177	09/14/90	23	R	Iowa State	Kissimmee, Fla.	FA-'14
71	Watson, Menelik	T	6-5	315	12/22/88	25	2	Florida State	Manchester, England	D2-'13
40	Williams, Karl	FB	6-0	244	07/17/90	23	R	Utah	Layton, Utah	FA-'14
98	Wilson, C.J.	DL	6-3	300	03/30/87	27	5	East Carolina	Pinetown, N.C.	UFA-'14 (GB)
61	Wisniewski, Stefen	C/G	6-3	315	03/22/89	25	4	Penn State	Pittsburgh, Pa.	D2-'11
57	Woodley, LaMarr	DE	6-2	265	11/03/84	29	8	Michigan	Saginaw, Mich.	FA-'14
24	Woodson, Charles	S	6-1	210	10/07/76	37	17	Michigan	Fremont, Ohio	FA-'13
26	Young, Usama	S	5-11	195	05/08/85	29	8	Kent State	Largo, Md.	FA-'13





#	Player	Pos.	How Acq.	#	Player	Pos.	How Acq.
4	Derek Carr	QB	D2-'14	54	Marshall McFadden	LB	FA-'13
5	Trent Edwards	QB	FA-'14	55	Sio Moore	LB	D3-'13
6	Michael Palardy	K/P	FA-'14	56	Miles Burris	LB	D4-'12
7	Marquette King	P	FA-'12	57	LaMarr Woodley	DE	FA-'14
8	Matt Schaub	QB	TR-'14 (Hou.)	58	Ryan Robinson	DE	FA-'13
10	Greg Jenkins	WR	FA-'13	59	Jon Condo	LS	FA-'06
11	Sebastian Janikowski	K	D1-'00	61	Stefen Wisniewski	C/G	D2-'11
12	Brice Butler	WR	D7a-'13	62	Emmett Cleary	T	W-'14 (TB)
13	Rahsaan Vaughn	WR	FA-'14	63	Lamar Mady	G	FA-'13
14	Matt McGloin	QB	FA-'13	64	Torell Troup	DT	FA-'14
15	Greg Little	WR	W-'14 (Cle.)	65	Dan Kistler	T	FA-'14
17	Denarius Moore	WR	D5-'11	66	Gabe Jackson	G	D3-'14
18	Andre Holmes	WR	W-'13 (NE)	67	Kevin Boothe	G	UFA-'14 (NYG)
19	Mike Davis	WR	FA-'14	68	Erle Ladson	T	FA-'14
20	Darren McFadden	RB	D1-'08	69	Khalif Barnes	T/G	UFA-'09 (Jac.)
21	Maurice Jones-Drew	RB	UFA-'14 (Jac.)	70	Tony Bergstrom	G	D3-'12
22	Taiwan Jones	CB	D4b-'11	71	Menelik Watson	T	D2-'13
23	Tarell Brown	CB	UFA-'14 (SF)	72	Donald Penn	T	FA-'14
24	Charles Woodson	S	FA-'13	73	Matt McCants	T	FA-'13
25	DJ Hayden	CB	D1-'13	74	Jarrod Shaw	OL	FA-'14
26	Usama Young	S	FA-'13	75	Shelby Harris	DE	D7b-'14
27	Carlos Rogers	CB	FA-'14	76	Lucas Nix	G	FA-'12
28	Lataivus Murray	RB	D6b-'13	77	Austin Howard	G/T	UFA-'14 (NYJ)
29	Brandian Ross	S	FA-'12	78	Justin Ellis	DT	D4a-'14
30	Kory Sheets	RB	FA-'14	79	Jack Cornell	T	FA-'13
31	Neiko Thorpe	CB	FA-'14	80	Rod Streater	WR	FA-'12
32	Jeremy Stewart	RB	FA-'12	81	Mychal Rivera	TE	D6c-'13
33	Tyvon Branch	S	D4-'08	82	Jake Murphy	TE	FA-'14
34	George Atkinson III	RB	FA-'14	83	Scott Simonson	TE	FA-'14
35	Chimdi Chekwa	CB	D4-'11	84	Juron Criner	WR	D5b-'12
37	Chance Casey	CB	FA-'13	85	Seth Roberts	WR	FA-'14
38	TJ Carrie	CB	D7a-'14	86	David Ausberry	TE	D7-'11
39	Keith McGill	CB	D4b-'14	87	Brian Leonhardt	TE	FA-'13
40	Karl Williams	FB	FA-'14	88	Nick Kasa	TE	D6a-'13
41	Jonathan Dowling	S	D7c-'14	89	James Jones	WR	UFA-'14 (GB)
42	Shelton Johnson	S	FA-'13	90	Pat Sims	DT	UFA-'13 (Cin.)
43	Jansen Watson	CB	FA-'14	91	Justin Tuck	DE	UFA-'14 (NYG)
44	Carlos Fields	LB	FA-'14	92	Stacy McGee	DT	D6d-'13
45	Marcel Reece	FB	FA-'08	93	Ricky Lumpkin	DL	FA-'13
46	Justin Cole	LB	FA-'14	94	Kevin Burnett	LB	FA-'13
47	Bojaj Filimoeatu	LB	FA-'14	95	Kaelin Burnett	LB	FA-'12
49	Jamize Olawale	FB/RB	FA-'12	96	Denico Autry	DE	FA-'14
50	Kaluka Maiava	LB	UFA-'13 (Cle.)	97	Antonio Smith	DL	UFA-'14 (Hou.)
52	Khalil Mack	LB	D1-'14	98	C.J. Wilson	DE	UFA-'14 (GB)
53	Nick Roach	LB	UFA-'13 (Chi.)	99	Jack Crawford	DE	D5a-'12

PRONUNCIATION GUIDE

96	Denico Autry	duh-KNEE-co	63	Lamar Mady	MAY-dee
69	Khalif Barnes	kuh-LEEF	50	Kaluka Maiava	kuh-LOO-kuh my-AH-vah
67	Kevin Boothe	BOOTH	17	Denarius Moore	den-AIR-ee-us
33	Tyvon Branch	ty-VAHN	55	Sio Moore	SEE-oh
23	Tarell Brown	tuh-RELL	28	Lataivus Murray	lah-TAY-vee-us
95	Kaelin Burnett	KAY-linn	49	Jamize Olawale	juh-MAZE oh-lah-WALL-ee
35	Chimdi Chekwa	CHIM-dee CHECK-wah	81	Mychal Rivera	MIKE-uhl
84	Juron Criner	jurr-AHN CRY-ner	29	Brandian Ross	BRAN-don
47	Bojaj Filimoeatu	BO-jay FEE-lee-moy-ah-too	8	Matt Schaub	SHOB
11	Sebastian Janikowski	jan-ah-COW-skee	80	Rod Streater	STREET-er
88	Nick Kasa	CAH-suh	31	Neiko Thorpe	KNEE-co
65	Dan Kistler	KIST-ler	64	Torell Troup	tuh-RELL
68	Erle Ladson	EARL	13	Rahsaan Vaughn	RUH-sahn
89	Brian Leonhardt	LEE-in-hart	71	Menelik Watson	MEN-ah-llick
52	Khalil Mack	KAH-leel	61	Stefen Wisniewski	STEFF-en wizz-NEW-skee
			26	Usama Young	oo-SAHM-uh

**OFFENSE****OFFENSIVE LINE**

61	Stefen Wisniewski	C/G
62	Emmett Cleary	T
63	Lamar Mady	G
65	Dan Kistler	T
66	Gabe Jackson	G
67	Kevin Boothe	G
68	Erle Ladson	T
69	Khalif Barnes	T/G
70	Tony Bergstrom	G
71	Menelik Watson	T
72	Donald Penn	T
73	Matt McCants	T
74	Jarrod Shaw	OL
76	Lucas Nix	G
77	Austin Howard	G/T
79	Jack Cornell	T

QUARTERBACKS

4	Derek Carr	QB
5	Trent Edwards	QB
8	Matt Schaub	QB
14	Matt McGloin	QB

RUNNING BACKS

20	Darren McFadden	RB
21	Maurice Jones-Drew	RB
28	Lataavius Murray	RB
30	Kory Sheets	RB
32	Jeremy Stewart	RB
34	George Atkinson III	RB
40	Karl Williams	FB
45	Marcel Reece	FB
49	Jamize Olawale	FB/RB

TIGHT ENDS

81	Mychal Rivera	TE
82	Jake Murphy	TE
83	Scott Simonson	TE
86	David Ausberry	TE
87	Brian Leonhardt	TE
88	Nick Kasa	TE

WIDE RECEIVERS

10	Greg Jenkins	WR
12	Brice Butler	WR
13	Rahsaan Vaughn	WR
15	Greg Little	WR
17	Denarius Moore	WR
18	Andre Holmes	WR
19	Mike Davis	WR
80	Rod Streater	WR
84	Juron Criner	WR
85	Seth Roberts	WR
89	James Jones	WR

DEFENSE**DEFENSIVE LINE**

58	Ryan Robinson	DE
57	LaMarr Woodley	DE
64	Torell Troup	DT
75	Shelby Harris	DE
78	Justin Ellis	DT
90	Pat Sims	DT
91	Justin Tuck	DE
92	Stacy McGee	DT
93	Ricky Lumpkin	DL
96	Denico Autry	DE
97	Antonio Smith	DL
98	C.J. Wilson	DL
99	Jack Crawford	DE

LINEBACKERS

44	Carlos Fields	LB
46	Justin Cole	LB
47	Bojay Filimoeatu	LB
50	Kaluka Maiava	LB
52	Khalil Mack	LB
53	Nick Roach	LB
54	Marshall McFadden	LB
55	Sio Moore	LB
56	Miles Burris	LB
94	Kevin Burnett	LB
95	Kaelin Burnett	LB

SECONDARY

22	Taiwan Jones	CB
23	Tarell Brown	CB
24	Charles Woodson	S
25	DJ Hayden	CB
26	Usama Young	S
27	Carlos Rogers	CB
29	Brandian Ross	S
31	Neiko Thorpe	CB
33	Tyvon Branch	S
35	Chimdi Chekwa	CB
37	Chance Casey	CB
38	TJ Carrie	CB
39	Keith McGill	CB
41	Jonathan Dowling	S
42	Shelton Johnson	S
43	Jansen Watson	CB

SPECIALISTS

6	Michael Palardy	K/P
7	Marquette King	P
11	Sebastian Janikowski	K
59	Jon Condo	LS



2014	DRAFTTEES (28)		FREE AGENTS (58)		TRADES/WAIVERS (4)	
	LB	Khalil Mack (1)	RB	George Atkinson III	T	Emmett Cleary (W-TB)
	QB	Derek Carr (2)	DE	Denico Autry	WR	Greg Little (W-Cle.)
	G	Gabe Jackson (3)	G	Kevin Boothe (UFA - NYG)	QB	Matt Schaub (TR-Hou.)
	DT	Justin Ellis (4a)	CB	Tarell Brown (UFA - SF)		
	CB	Keith McGill (4b)	LB	Justin Cole		
	CB	TJ Carrie (7a)	WR	Mike Davis		
	DE	Shelby Harris (7b)	QB	Trent Edwards		
	S	Jonathan Dowling (7c)	LB	Carlos Fields		
			LB	Bojay Filimoeatu		
			G/T	Austin Howard (UFA - NYJ)		
			WR	James Jones (UFA - GB)		
			RB	Maurice Jones-Drew (UFA - Jac.)		
			T	Dan Kistler		
			T	Erle Ladson		
			TE	Jake Murphy		
			K/P	Michael Palardy		
			T	Donald Penn		
			WR	Seth Roberts		
			CB	Carlos Rogers		
			OL	Jarrold Shaw		
			RB	Kory Sheets		
			TE	Scott Simonson		
			DL	Antonio Smith (UFA - Hou.)		
			CB	Neiko Thorpe		
			DT	Torell Troup		
			DE	Justin Tuck (UFA - NYG)		
			WR	Rahsaan Vaughn		
			CB	Jansen Watson		
			FB	Karl Williams		
			DL	C.J. Wilson (UFA - GB)		
			DE	LaMarr Woodley		
2013	CB	DJ Hayden (1)	LB	Kevin Burnett		WR Andre Holmes (W-NE)
	T	Menelik Watson (2)	CB	Chance Casey		
	LB	Sio Moore (3)	T	Jack Cornell		
	TE	Nick Kasa (6a)	WR	Greg Jenkins		
	TE	Mychal Rivera (6c)	S	Shelton Johnson		
	RB	Latavius Murray (6b)	TE	Brian Leonhardt		
	DT	Stacy McGee (6d)	DL	Ricky Lumpkin		
	WR	Brice Butler (7a)	G	Lamar Mady		
			LB	Kaluka Maiava (UFA - Cle.)		
			T	Matt McCants		
			LB	Marshall McFadden		
			QB	Matt McGloin		
			LB	Nick Roach (UFA - Chi.)		
			DE	Ryan Robinson		
			DT	Pat Sims (UFA - Cin.)		
			S	Charles Woodson		
			S	Usama Young		
2012	G	Tony Bergstrom (3)	LB	Kaelin Burnett		
	LB	Miles Burris (4)	P	Marquette King		
	DE	Jack Crawford (5a)	G	Lucas Nix		
	WR	Juron Criner (5b)	FB/RB	Jamize Olawale		
			S	Brandian Ross		
2011			RB	Jeremy Stewart		
			WR	Rod Streater		
	C/G	Stefen Wisniewski (2)				
	CB	Chimdi Chekwa (4a)				
	CB	Taiwan Jones (4b)				
2009	WR	Denarius Moore (5)				
	TE	David Ausberry (7)				
			T/G	Khalif Barnes (UFA - Jac.)		
2008	RB	Darren McFadden (1)	FB	Marcel Reece		
	S	Tyvon Branch (4)				
2006			LS	Jon Condo		
2000	K	Sebastian Janikowski (1)				

2013 IN REVIEW





2013 RESULTS

4-12 RECORD

PRESEASON

Date	Result	Score	Opponent	Attendance
8/9	W	19-17	Dallas Cowboys	43,013
8/16	L	20-28	at New Orleans Saints	72,122
8/23	L	26-34	Chicago Bears	41,946
8/29	L	6-22	at Seattle Seahawks	67,341

REGULAR SEASON

Date	Result	Score	Opponent	Attendance
9/8	L	17-21	at Indianapolis Colts	65,412
9/15	W	19-9	Jacksonville Jaguars	49,400
9/23	L	21-37	at Denver Broncos	76,978
9/29	L	14-24	Washington Redskins	53,549
10/6	W	27-17	San Diego Chargers	48,834
10/13	L	7-24	at Kansas City Chiefs	76,394
10/27	W	21-18	Pittsburgh Steelers	52,950
11/3	L	20-49	Philadelphia Eagles	51,751
11/10	L	20-24	at New York Giants	80,366
11/17	W	28-23	at Houston Texans	71,726
11/24	L	19-23	Tennessee Titans	46,001
11/28	L	24-31	at Dallas Cowboys	87,572
12/8	L	27-37	at New York Jets	76,957
12/15	L	31-56	Kansas City Chiefs	49,571
12/22	L	13-26	at San Diego Chargers	65,675
12/29	L	14-34	Denver Broncos	51,500


ATTENDANCE SUMMARY

Total preseason attendance: 224,422

Total regular season attendance: 1,004,636

Regular season home: 403,556

Regular season away: 601,080





2013 RAIDERS STATS

	RAIDERS					OPPONENTS				FIELD GOALS													
TOTAL FIRST DOWNS	275					330				1-19		20-29		30-39		40-49		50+					
Rushing	90					100				Janikowski		0/0		6/6		4/6		8/11 3/7					
Passing	168					202				TEAM		0/0		6/6		4/6		8/11 3/7					
Penalty	17					28				OPPONENTS		1/1		9/9		6/9		5/5 4/4					
3rd Down: Made/Att	78/223					91/211				Janikowski: (48N,38G)(35N,46G,30G,29G)() (52N)(47G,50G)													
3rd Down Pct.	35.0					43.1				(51N)() (24G, 53G)(33G, 24G)(54N)(52G, 48G,24G,32N,48N,42G)													
4th Down: Made/Att	7/12					2/6				(45G)(52N,41G,40G)(34G) (20G,42G)(42N)													
4th Down Pct.	58.3					33.3																	
POSSESSION AVG.	29:54					30:06				RUSHING		No.		Yds		Avg		Long TD					
TOTAL NET YARDS	5,340					5,819				Jennings		163		733		4.5		80t 6					
Avg. Per Game	333.8					363.7				Pryor		83		576		6.9		93t 2					
Total Plays	1,000					1,029				D.McFadden		114		379		3.3		30 5					
Avg. Per Play	5.3					5.7				Reece		46		218		4.7		63t 2					
NET YARDS RUSHING	2,000					1,727				McGloin		11		27		2.5		20 0					
Avg. Per Game	125.0					107.9				Jones		5		23		4.6		19 0					
Total Rushes	437					442				Streater		2		17		8.5		9 0					
NET YARDS PASSING	3,340					4,092				Ford		5		15		3.0		4 0					
Avg. Per Game	208.8					255.8				Olawale		3		6		2.0		4 0					
Sacked/Yards Lost	44/289					38/260				Flynn		3		4		1.3		2 0					
Gross Yards	3,629					4,352				Stewart		2		2		1.0		2t 1					
Att./Completions	519/298					549/374				TEAM		437		2,000		4.6		93t 16					
Completion Pct.	57.4					68.1				OPPONENTS		442		1,727		3.9		45 15					
Had Intercepted	20					9																	
PUNTS/AVERAGE	86/47.8					77/41.7				RECEIVING		No.		Yds		Avg		Long TD					
NET PUNTING AVERAGE	86/40.1					77/37.0				Streater		60		888		14.8		66 4					
PENALTIES/YARDS	116/912					87/686				D.Moore		46		695		15.1		73t 5					
FUMBLES/BALL LOST	27/11					26/13				Rivera		38		407		10.7		37 4					
TOUCHDOWNS	37					54				Jennings		36		292		8.1		24 0					
Rushing	16					15				Reece		32		331		10.3		45 2					
Passing	17					33				Holmes		25		431		17.2		40 1					
Returns	4					6				D.McFadden		17		108		6.4		16 0					
										Ford		13		99		7.6		22 0					
SCORE BY PERIODS	1	2	3	4	OT	Total	Butler							9	103	11.4	29	0					
RAIDERS	89	98	68	67	0	322	Olawale							7	63	9.0	25	0					
OPPONENTS	89	150	96	118	0	453	Mastrud							6	88	14.7	41	0					
							Criner							3	32	10.7	20	0					
SCORING							Jones							2	55	27.5	52	0					
Player	TD	Ru	Pa	Rt	PAT	FGs	S	TP	Stewart							2	6	3.0	5	0			
Janikowski	0	0	0	0	37/37	21/30	0	100	Chekwa							1	22	22.0	22	0			
Jennings	6	6	0	0			0	36	Kasa							1	9	9.0	9t	1			
D.McFadden	5	5	0	0			0	30	TEAM							298	3,629	12.2	73t	17			
D.Moore	5	0	5	0			0	30	OPPONENTS							374	4,352	11.6	71t	33			
Reece	4	2	2	0			0	24															
Rivera	4	0	4	0			0	24	INTERCEPTIONS		No.	Yds	Avg	Long	TD								
Streater	4	0	4	0			0	24	Porter		2	44	22.0	43t	1								
Pryor	2	2	0	0			0	12	M.Jenkins		2	0	0.0	0	0								
Stewart	2	1	0	1			0	12	Young		1	26	26.0	26	0								
Holmes	1	0	1	0			0	6	Woodson		1	13	13.0	13	0								
G.Jenkins	1	0	0	1			0	6	Ke.Burnett		1	0	0.0	0	0								
Kasa	1	0	1	0			0	6	Hayden		1	0	0.0	0	0								
Porter	1	0	0	1			0	6	Roach		1	0	0.0	0	0								
Woodson	1	0	0	1			0	6	TEAM		9	83	9.2	43t	1								
TEAM	37	16	17	4	37/37	21/30	0	322	OPPONENTS		20	375	18.8	65	3								
OPPONENTS	54	15	33	6	52/52	25/28	0	453															
PASSING	Att	Cmp	Yds	Cmp%	Yds/Att	TD	TD%	Int	Int%	Long	Sack/Lost	Rating											
Pryor	272	156	1,798	57.4	6.61	7	2.6	11	4.0	73t	31/203	69.1											
McGloin	211	118	1,547	55.9	7.33	8	3.8	8	3.8	52	6/53	76.1											
Flynn	34	22	246	64.7	7.24	1	2.9	1	2.9	34	7/33	83.7											
D.McFadden	1	1	16	100.0	16.0	1	100.0	0	0.0	16t	0/0	158.3											
Reece	1	1	22	100.0	22.0	0	0.0	0	0.0	22	0/0	118.8											
TEAM	519	298	3,629	57.4	6.99	17	3.3	20	3.9	73t	44/289	73.9											
OPPONENTS	549	374	4,352	68.1	7.93	33	6.0	9	1.6	71t	38/260	105.1											



2013 RAIDERS STATS

PUNTING										KICKOFF RETURNS					
No.	Yds	Avg	Net	TB	In	Lg	B			No.	Yds	Avg	Long	TD	
King	84	4,107	48.9	40.1	11	23	66	2		Jones	26	623	24.0	41	0
TEAM	86	4,107	47.8	40.1	11	23	66	2		Ford	11	253	23.0	30	0
OPPONENTS	77	3,214	41.7	37.0	8	24	65	3		G.Jenkins	10	221	22.1	29	0
PUNT RETURNS															
Ret	FC	Yds	Avg	Long	TD										
Ford	9	8	77	8.6	14	0				Stewart	5	95	19.0	28	0
P.Adams	8	8	59	7.4	30	0				Olawale	1	6	6.0	6	0
G.Jenkins	6	3	49	8.2	14	0				Rivera	1	3	3.0	3	0
Crawford	1	0	-1	-1.0	-1	0				TEAM	54	1,201	22.2	41	0
Young	1	0	0	0.0	0	0				OPPONENTS	30	613	20.4	50	0
Hayden	0	0	22	-	22	0									
TEAM	25	19	206	8.2	30	0									
OPPONENTS	42	11	438	10.4	87t	1									

DEFENSIVE STATS

Player	TACKLES					INTERCEPTIONS					FUMBLES		
	Total	Solo	Asst	Sk	Yds	No	Yds	Lg	TD	PD	FF	FR	Yds
Nick Roach	152	92	60	5.5	32.5	1	0	0	0	3	5	0	0
Charles Woodson	133	88	45	2.0	18.0	1	13	13	0	8	4	2	25
Kevin Burnett	129	80	49	2.5	20.5	1	0	0	0	4	2	1	0
Brandian Ross	101	59	42	2.0	10.0	0	0	0	0	6	2	1	0
Tracy Porter	88	63	25	1.5	11.5	2	44	43	1	15	0	0	0
Mike Jenkins	75	65	10	0.0	0.0	2	0	0	0	8	1	1	0
Lamarr Houston	71	55	16	6.0	52.0	0	0	0	0	0	2	0	0
Sio Moore	55	33	22	4.5	29.5	0	0	0	0	0	1	0	0
Pat Sims	49	31	18	2.0	14.0	0	0	0	0	0	0	0	0
Vance Walker	48	28	20	3.0	15.0	0	0	0	0	0	0	0	0
DJ Hayden	29	23	6	0.0	0.0	1	0	0	0	2	1	0	0
Phillip Adams	27	22	5	0.0	0.0	0	0	0	0	4	0	2	0
Usama Young	27	19	8	2.5	15.5	1	26	26	0	2	0	0	0
Jason Hunter	27	15	12	3.0	20.0	0	0	0	0	2	1	1	0
Stacy McGee	26	15	11	0.5	4.5	0	0	0	0	0	0	1	0
Kaluka Maiava	25	9	16	0.0	0.0	0	0	0	0	0	0	0	0
Chimdi Chekwa	21	15	6	0.0	0.0	0	0	0	0	1	0	0	0
Daniel Muir	14	11	3	1.0	6.0	0	0	0	0	0	0	0	0
Jack Crawford	12	11	1	0.0	0.0	0	0	0	0	0	0	0	0
Tyvon Branch	9	4	5	1.0	2.0	0	0	0	0	0	0	0	0
Brian Sanford	8	3	5	0.0	0.0	0	0	0	0	0	0	0	0
Christo Bilukidi	4	3	1	1.0	9.0	0	0	0	0	0	0	0	0
Miles Burris	4	2	2	0.0	0.0	0	0	0	0	0	0	1	0
Ryan Robinson	2	2	0	0.0	0.0	0	0	0	0	1	0	0	0
Shelton Johnson	2	1	1	0.0	0.0	0	0	0	0	0	0	0	0
Totals	1,138	749	389	38.0	260.0	9	83	43	1	56	19	10	25

SPECIAL TEAMS STATS

Player	TACKLES			FF	FR	Blk
	Total	Solo	Asst			
Taiwan Jones	14	12	2	1	0	0
Kaelin Burnett	10	6	4	1	0	0
Jamize Olawale	8	7	1	0	0	1
Usama Young	6	5	1	0	0	0
Chimdi Chekwa	6	5	1	0	1	0
Jon Condo	6	4	2	0	0	0
Jeremy Stewart	5	5	0	0	0	1
Phillip Adams	3	3	0	0	0	0
Sio Moore	3	2	1	0	0	0
Jack Crawford	3	2	1	0	0	0
Rashad Jennings	3	2	1	0	0	1
Shelton Johnson	3	2	1	0	1	0
Marquette King	2	2	0	0	0	0
Ryan Robinson	2	2	0	0	0	0
Brandian Ross	2	2	0	0	0	0
Mychal Rivera	2	1	1	0	1	0
Marshall McFadden	2	1	1	0	0	0
Kaluka Maiava	1	1	0	0	0	0
Miles Burris	1	1	0	0	0	0
Greg Jenkins	1	1	0	0	1	0
DJ Hayden	1	0	1	0	0	0
Tracy Porter	0	0	0	0	0	1
Andre Holmes	0	0	0	0	1	0
Jacoby Ford	0	0	0	0	1	0
Totals	84	66	18	2	7	4



2013 PLAYER PARTICIPATION

Player	9/8 at Ind.	9/15 Jac.	9/23 at Den.	9/29 Was.	10/6 SD	10/13 at KC	10/27 Pit.	11/3 Phi.	11/10 at NYG	11/17 at Hou.	11/24 Ten.	11/28 at Dal.	12/8 at NYJ	12/15 KC	12/22 at SD	12/29 Den.	GP	GS	DNP	INA
J.Adams	NOR	NOR	NOR	NOR	NOR	NOR	NOR	NOR	NOR	NOR	NOR	NOR	NOR	NOR	NOR	PS	0	0	0	0
P.Adams	X	X	X	X	X	X	X	X	X	X	X	X	X	CB	PS	LCB	16	2	0	0
Ausberry	INA	INA	IR	IR	IR	IR	IR	IR	IR	IR	IR	IR	IR	IR	IR	IR	0	0	0	2
Barnes	LT	LT	LT	LT	LT	LT	LT	LT	LT	LT	LT	LG	LG	LG	LG	LG	16	16	0	0
Bergstrom	IR	IR	IR	IR	IR	IR	IR	IR	IR	IR	IR	IR	IR	IR	IR	IR	0	0	0	0
Bilukidi	X	X	X	X	X	INA	NOR	NOR	NOR	NOR	NOR	NOR	NOR	NOR	NOR	NOR	5	0	0	1
Branch	SS	SS	INA	INA	INA	INA	INA	INA	INA	INA	INA	INA	INA	IR	IR	IR	2	2	0	11
Brisiel	RG	RG	RG	RG	RG	RG	RG	RG	RG	RG	RG	RG	RG	RG	RG	RG	15	15	0	1
Ka.Burnett	X	X	X	X	X	X	X	X	X	X	X	X	X	X	X	X	16	0	0	0
Ke.Burnett	SLB	WLB	WLB	WLB	WLB	WLB	WLB	WLB	WLB	WLB	WLB	WLB	WLB	WLB	WLB	WLB	16	16	0	0
Burris	PUP	PUP	PUP	PUP	PUP	PUP	PUP	PUP	PUP	PUP	X	X	X	X	X	X	5	0	0	0
Butler	X	X	WR	WR	X	X	X	INA	DNP	X	X	INA	X	INA	INA	INA	10	2	1	5
Carmona	IR	IR	IR	IR	IR	IR	NOR	NOR	NOR	NOR	NOR	NOR	NOR	NOR	NOR	NOR	0	0	0	0
Casey	PS	PS	PS	PS	PS	PS	PS	PS	PS	PS	PS	PS	X	INA	INA	X	2	0	0	2
Chekwa	X	INA	X	X	X	X	X	X	X	X	X	X	X	X	X	RCB	15	1	0	1
Condo	X	X	X	X	X	X	X	X	X	X	X	X	X	X	X	X	16	0	0	0
Cornell	NOR	PS	PS	PS	DNP	PS	DNP	PS	X	PS	PS	PS	PS	PS	PS	PS	1	0	2	0
Crawford	X	INA	X	X	X	X	X	X	X	X	X	X	X	X	X	X	15	0	0	1
Criner	INA	INA	INA	INA	INA	INA	INA	X	INA	INA	IR	IR	IR	IR	IR	IR	1	0	0	9
Flynn	DNP	DNP	X	QB	DNP	NOR	NOR	NOR	NOR	NOR	NOR	NOR	NOR	NOR	NOR	NOR	2	1	3	0
Ford	X	WR	X	X	X	X	X	X	X	X	X	X	X	X	X	INA	14	1	0	2
Foster	NOR	NOR	NOR	NOR	NOR	NOR	PS	PS	PS	NOR	NOR	NOR	NOR	NOR	NOR	NOR	0	0	0	0
Green	NOR	NOR	NOR	NOR	NOR	NOR	NOR	NOR	NOR	NOR	NOR	NOR	NOR	PS	PS	PS	0	0	0	0
Gurode	X	X	LG	LG	C	C	INA	INA	DNP	X	X	X	X	INA	INA	INA	10	4	1	5
Harper	NOR	NOR	NOR	NOR	NOR	NOR	NOR	NOR	NOR	NOR	NOR	NOR	NOR	PS	PS	PS	0	0	0	0
Hayden	X	X	RCB	X	X	X	X	RCB	INA	INA	IR	IR	IR	IR	IR	IR	8	2	0	2
Holmes	SUS	SUS	SUS	SUS	SUS	X	X	INA	X	X	WR	X	WR	WR	X	WR	10	4	0	1
Houston	RE	RE	RE	RE	RE	RE	RE	RE	RE	RE	RE	RE	RE	RE	RE	RE	16	16	0	0
Hunter	LE	LE	LE	INA	LE	LE	LE	LE	LE	X	INA	INA	X	LE	X	LE	13	10	0	3
Janikowski	X	X	X	X	X	X	X	X	X	X	X	X	X	X	X	X	16	0	0	0
G.Jenkins	PS	PS	PS	PS	PS	PS	PS	PS	PS	PS	X	X	X	X	X	X	6	0	0	0
M.Jenkins	LCB	LCB	LCB	LCB	LCB	LCB	LCB	LCB	LCB	LCB	LCB	LCB	LCB	LCB	LCB	INA	15	15	0	1
Jennings	X	X	X	X	RB	X	X	RB	RB	RB	RB	RB	RB	RB	RB	RB	15	8	0	1
Johnson	PS	PS	PS	PS	PS	PS	PS	PS	PS	PS	PS	PS	X	X	X	X	4	0	0	0
Jones	X	X	X	X	X	X	X	X	X	X	X	X	X	X	X	X	16	0	0	0
Kasa	X	X	X	X	X	X	X	X	TE	X	X	X	X	X	X	X	16	1	0	0
King	X	X	X	X	X	X	X	X	X	X	X	X	X	X	X	X	16	0	0	0





2013 PLAYER PARTICIPATION

Player	9/8 at Ind.	9/15 Jac.	9/23 at Den.	9/29 Was.	10/6 SD	10/13 at KC	10/27 Pit.	11/3 Phi.	11/10 at NYG	11/17 at Hou.	11/24 Ten.	11/28 at Dal.	12/8 at NYJ	12/15 KC	12/22 at SD	12/29 Den.	GP	GS	DNP	INA
Leonhardt	PS	PS	PS	PS	PS	PS	PS	PS	PS	PS	PS	PS	PS	PS	PS	PS	0	0	0	0
Lumpkin	NOR	NOR	NOR	NOR	NOR	NOR	NOR	NOR	NOR	NOR	PS	PS	PS	X	INA	INA	1	0	0	2
Mady	PS	PS	X	X	DNP	X	X	X	X	X	INA	INA	INA	INA	INA	INA	7	0	1	6
Maiava	WLB	X	X	X	X	INA	X	X	INA	INA	X	X	IR	IR	IR	IR	9	1	0	3
Mastrud	TE	TE	X	X	X	TE	TE	TE	TE	TE	TE	TE	TE	X	TE	TE	16	12	0	0
McCants	X	X	X	DNP	RT	X	RT	RT	INA	INA	X	X	X	X	X	X	13	3	1	2
McCarthy	NOR	NOR	NOR	NOR	NOR	NOR	NOR	NOR	NOR	NOR	NOR	NOR	NOR	NOR	PS	PS	0	0	0	0
McClain	INA	INA	INA	INA	NOR	NOR	NOR	NOR	NOR	NOR	NOR	NOR	NOR	NOR	NOR	NOR	0	0	0	4
McCoy	NOR	NOR	NOR	NOR	NOR	NOR	NOR	NOR	NOR	PS	PS	PS	PS	PS	PS	PS	0	0	0	0
DMcFadden	RB	RB	RB	RB	INA	RB	RB	RB	INA	INA	X	INA	INA	X	X	X	10	7	0	6
MMcFadden	PS	PS	PS	PS	PS	PS	PS	PS	PS	PS	PS	PS	X	X	X	X	4	0	0	0
McGee	X	X	X	X	INA	X	X	X	X	NT	NT	NT	NT	X	NT	X	15	5	0	1
McGloin	INA	INA	INA	DNP	DNP	DNP	DNP	X	DNP	QB	QB	QB	QB	QB	QB	DNP	7	6	5	3
D.Moore	WR	X	WR	WR	WR	WR	WR	WR	WR	WR	INA	INA	INA	X	X	WR	13	10	0	3
S.Moore	X	SLB	INA	SLB	SLB	SLB	SLB	X	SLB	SLB	SLB	SLB	SLB	X	SLB	X	15	11	0	1
Muir	NOR	NOR	NOR	NOR	NOR	INA	X	X	X	X	X	X	X	NT	X	X	10	1	0	1
Murray	IR	IR	IR	IR	IR	IR	IR	IR	IR	IR	IR	IR	IR	IR	IR	IR	0	0	0	0
Nix	LG	LG	INA	INA	LG	LG	LG	LG	LG	LG	LG	X	RG	X	X	WR	14	10	0	2
Olawale	X	X	X	X	X	X	X	X	X	X	X	X	FB	X	X	X	16	1	0	0
Pashos	RT	RT	RT	RT	INA	RT	INA	INA	INA	RT	RT	RT	RT	RT	RT	RT	12	12	0	4
Porter	RCB	RCB	CB	RCB	RCB	RCB	RCB	CB	RCB	RCB	RCB	RCB	RCB	RCB	RCB	CB	16	16	0	0
Pryor	QB	QB	QB	INA	QB	QB	QB	QB	INA	DNP	DNP	INA	X	X	DNP	QB	11	9	3	2
Reece	FB	FB	FB	FB	FB	FB	FB	FB	X	FB	FB	FB	RB	FB	FB	FB	16	15	0	0
Rivera	X	X	X	X	TE	X	X	X	TE	X	X	TE	X	X	X	X	16	3	0	0
Roach	MLB	MLB	MLB	MLB	MLB	MLB	MLB	MLB	MLB	MLB	MLB	MLB	MLB	MLB	MLB	MLB	16	16	0	0
Robinson	INA	X	X	X	X	X	INA	INA	DNP	X	X	X	X	X	X	X	12	0	1	3
Ross	X	X	SS	SS	SS	SS	SS	SS	SS	SS	SS	X	SS	SS	SS	SS	16	13	0	0
Sanford	INA	X	X	LE	X	DNP	NOR	INA	NOR	NOR	X	INA	NOR	NOR	NOR	NOR	5	1	1	3
Sims	NT	NT	NT	NT	NT	NT	NT	NT	NT	DT	DT	DT	LE	DT	DT	NT	16	16	0	0
Smith	IR	IR	IR	NOR	NOR	NOR	NOR	NOR	NOR	NOR	NOR	NOR	NOR	NOR	NOR	NOR	0	0	0	0
Stewart	X	X	X	X	X	X	X	X	X	X	X	X	INA	INA	INA	X	13	0	0	3
Streater	WR	WR	WR	WR	WR	WR	WR	WR	X	X	WR	WR	WR	WR	WR	WR	16	14	0	0
Veldheer	IR	IR	IR	IR	IR	IR	IR	IR	IR	IR	IR	LT	LT	LT	LT	LT	5	5	0	0
Walker	DT	DT	DT	DT	DT	DT	DT	DT	DT	LE	LE	LE	DT	INA	LE	DT	15	15	0	1
Watson	INA	INA	INA	INA	INA	INA	INA	X	RT	T	INA	INA	X	T	DNP	INA	5	3	1	10
M.Wilson	NOR	NOR	NOR	NOR	NOR	NOR	INA	X	X	X	NOR	NOR	NOR	NOR	NOR	NOR	3	0	0	1
T.Wilson	PS	PS	PS	PS	PS	PS	PS	PS	PS	DNP	INA	NOR	NOR	PS	PS	NOR	0	0	1	1
Winn	NOR	NOR	NOR	NOR	PS	PS	NOR	NOR	NOR	NOR	NOR	NOR	NOR	NOR	NOR	NOR	0	0	0	0
Wisniewski	C	C	C	C	INA	INA	C	C	C	C	C	C	C	C	C	C	14	14	0	2
Woodson	FS	FS	FS	FS	FS	FS	FS	FS	FS	FS	FS	FS	FS	FS	FS	FS	16	16	0	0
Young	X	X	X	X	X	X	X	X	X	X	X	SS	IR	IR	IR	IR	12	1	0	0

X=substituted; IR=injured reserve; PUP=physically unable to perform; NOR=not on roster; PS=practice squad; SUS=suspended



2013 GAME SUMMARIES



WEEK 1

INDIANAPOLIS COLTS 21
OAKLAND RAIDERS 17

Sept. 8, 2013 | Lucas Oil Stadium | 65,412

Team	1	2	3	4	Final
Oakland	0	7	3	7	17
Indianapolis	7	7	0	7	21

SCORING SUMMARY

Team	Qtr	Time	Play Description	Visitor	Home
Colts	1	2:47	R.Wayne 12 yd. pass from A.Luck (A.Vinatieri kick) (10-89, 6:17)	0	7
Colts	2	10:47	D.Allen 20 yd. pass from A.Luck (A.Vinatieri kick) (8-69, 3:30)	0	14
Raiders	2	4:53	D.McFadden 1 yd. run (S.Janikowski kick) (11-85, 5:54)	7	14
Raiders	3	5:42	S.Janikowski 38 yd. Field Goal (10-65, 4:41)	10	14
Raiders	4	11:09	D.Moore 5 yd. pass from T.Pryor (S.Janikowski kick) (11-44, 5:41)	17	14
Colts	4	5:20	A.Luck 19 yd. run (A.Vinatieri kick) (11-80, 5:49)	17	21

TEAM STATS

	Raiders	Colts
First Downs:	20	18
Time of Possession:	32:47	27:13
Net Yards Rushing:	171	127
Net Yards Passing:	201	147
Total Net Yards:	372	274
Penalties/Yards:	8-51	3-31
Fumbles/Lost:	0-0	0-0

INDIVIDUAL STATS

PASSING

OAK: T.Pryor 19-29-217 (TD, 2 INT)
IND: A.Luck 18-23-178 (2 TD)

RUSHING

OAK: T.Pryor 13-112, D.McFadden 17-48 (TD), R.Streater 1-9, R.Jennings 2-2
IND: V.Ballard 13-63, A.Luck 6-38 (TD), A.Bradshaw 7-26

RECEIVING

OAK: R.Streater 5-70, D.Moore 5-43 (TD), D.McFadden 3-18, M.Rivera 2-26, J.Mastrud 1-41, M.Reece 1-9, B.Butler 1-8, J.Ford 1-2
IND: R.Wayne 8-96 (TD), D.Heyward-Bey 3-33, T.Hilton 3-20, D.Allen 1-20 (TD), C.Fleener 1-7, A.Bradshaw 1-7, V.Ballard 1-(-5)

INTERCEPTIONS

OAK: None
IND: G.Toler 1-26, A.Bethea 1-2

SACKS

OAK: T.Branch 1-2, T.Porter 1-8, L.Houston 1-8, J.Hunter 1-13
IND: R.Mathis 1-16

PUNTING

OAK: M.King 2-101 (50.5)
IND: P.McAfee 3-117 (39.0)

PUNT RETURNS

OAK: P.Adams 1-5 (5.0)
IND: T.Hilton 1-23 (23.0)

KICKOFF RETURNS

OAK: J.Ford 2-47 (23.5)
IND: None



WEEK 2

OAKLAND RAIDERS 19
JACKSONVILLE JAGUARS 9

Sept. 15, 2013 | O.co Coliseum | 49,400

Team	1	2	3	4	Final
Jacksonville	0	3	0	6	9
Oakland	7	3	3	6	19

SCORING SUMMARY

Team	Qtr	Time	Play Description	Visitor	Home
Raiders	1	10:52	M.Reece 11 yd. run (S.Janikowski kick) (5-38, 2:45)	0	7
Jaguars	2	7:45	J.Scobee 27 yd. Field Goal (15-78, 6:56)	3	7
Raiders	2	0:03	S.Janikowski 46 yd. Field Goal (10-44, 2:47)	3	10
Raiders	3	9:18	S.Janikowski 30 yd. Field Goal (12-69, 5:42)	3	13
Raiders	4	13:49	S.Janikowski 29 yd. Field Goal (7-43, 3:56)	3	16
Raiders	4	6:00	S.Janikowski 29 yd. Field Goal (10-52, 6:23)	3	19
Jaguars	4	2:53	C.Harbor 13 yd. pass from C.Henne (pass failed) (6-49, 1:54)	9	19

TEAM STATS

	Jaguars	Raiders
First Downs:	15	16
Time of Possession:	28:12	31:48
Net Yards Rushing:	34	226
Net Yards Passing:	214	114
Total Net Yards:	248	340
Penalties/Yards:	10-70	5-30
Fumbles/Lost:	1-0	3-1

INDIVIDUAL STATS

PASSING

JAC: C.Henne 25-38-241 (TD)
OAK: T.Pryor 15-24-126

RUSHING

JAC: M.Jones-Drew 10-27, C.Henne 2-9, J.Todman 5-7, D.Robinson 1-0, S.Burton 1-(-9)
OAK: D.McFadden 19-129, T.Pryor 9-50, R.Jennings 4-32, M.Reece 2-15 (TD)

RECEIVING

JAC: C.Shorts 8-93, A.Sanders 5-64, C.Harbor 3-34 (TD), S.Burton 2-23, A.Reisner 2-9, W.Ta'ufu'ou 2-5, J.Forsett 1-7, J.Ebert 1-5, M.Jones-Drew 1-1
OAK: D.McFadden 4-28, R.Streater 3-42, M.Rivera 3-32, J.Ford 2-12, B.Butler 2-10, R.Jennings 1-2

INTERCEPTIONS

JAC: None
OAK: None

SACKS

JAC: P.Poslusny 1-0, T.Alualu 0.5-2.5, B.Deaderick 0.5-2.5
OAK: J.Hunter 1-4, T.Porter 0.5-3.5, U.Young 1.5-10.5, C.Bilukidi 1-9

PUNTING

JAC: B.Anger 8-349 (43.6)
OAK: M.King 4-192 (48.0)

PUNT RETURNS

JAC: W.Blackmon 1-5 (5.0)
OAK: P.Adams 3-33 (11.0), U.Young 1-0 (0.0)

KICKOFF RETURNS

JAC: S.Burton 3-74 (24.7), W.Ta'ufu'ou 1-5 (5.0)
OAK: J.Ford 1-26 (26.0)



2013 GAME SUMMARIES



WEEK 3

DENVER BRONCOS 37 OAKLAND RAIDERS 21

Sept. 23, 2013 | Sports Authority Field at Mile High | 76,978

Team	1	2	3	4	Final
Oakland	0	7	7	7	21
Denver	10	17	3	7	37

SCORING SUMMARY

Team	Qtr	Time	Play Description	Visitor	Home
Broncos	1	10:28	E.Decker 2 yd. pass from P.Manning (M.Prater kick) (8-55, 3:23)	0	7
Broncos	1	0:47	M.Prater 53 yd. Field Goal (6-24, 3:42)	0	10
Broncos	2	7:27	W.Welker 12 yd. pass from P.Manning (M.Prater kick) (10-80, 4:35)	0	17
Raiders	2	5:57	D.Moore 73 yd. pass from T.Pryor (S.Janikowski kick) (3-80, 1:30)	7	17
Broncos	2	3:40	J.Thomas 13 yd. pass from P.Manning (M.Prater kick) (4-80, 2:17)	7	24
Broncos	2	0:19	M.Prater 41 yd. Field Goal (7-38, 1:30)	7	27
Broncos	3	8:41	M.Prater 40 yd. Field Goal (13-55, 6:19)	7	30
Raiders	3	0:17	M.Reece 16 yd. pass from D.McFadden (S.Janikowski kick) (6-70, 2:26)	14	30
Broncos	4	11:27	R.Hillman 1 yd. run (M.Prater kick) (8-80, 3:50)	14	37
Raiders	4	1:15	D.McFadden 1 yd. run (S.Janikowski kick) (4-20, 1:04)	21	37

TEAM STATS

	Raiders	Broncos
First Downs:	13	31
Time of Possession:	24:36	35:24
Net Yards Rushing:	49	164
Net Yards Passing:	293	372
Total Net Yards:	342	536
Penalties/Yards:	8-77	5-40
Fumbles/Lost:	1-0	3-2

INDIVIDUAL STATS

PASSING

OAK: T.Pryor 19-28-281 (TD), M.Flynn 1-2-19, D.McFadden 1-1-16 (TD)
DEN: P.Manning 32-37-374 (3 TD)

RUSHING

OAK: T.Pryor 4-36, D.McFadden 12-9 (TD), J.Ford 1-4
DEN: R.Hillman 9-66 (TD), M.Ball 11-61, K.Moreno 12-39, P.Manning 3-(-2)

RECEIVING

OAK: D.Moore 6-124 (TD), M.Reece 4-45 (TD), B.Butler 3-54, R.Streater 3-42, M.Rivera 2-21, R.Jennings 2-15, J.Ford 1-15
DEN: D.Thomas 10-94, E.Decker 8-133 (TD), W.Welker 7-84 (TD), J.Thomas 3-37 (TD), R.Hillman 1-12, K.Moreno 1-6, J.Tamme 1-5, V.Green 1-3

INTERCEPTIONS

OAK: None
DEN: None

SACKS

OAK: L.Houston 1-2
DEN: W.Woodyard 0.5-5.5, R.Ayers 2-12, M.Jackson 0.5-5.5

PUNTING

OAK: M.King 6-315 (52.5)
DEN: B.Colquitt 1-37 (37.0)

PUNT RETURNS

OAK: P.Adams (FC)
DEN: T.Holliday 3-34 (11.3)

KICKOFF RETURNS

OAK: J.Ford 2-45 (22.5)
DEN: M.Unrein 1-8 (8.0)

264 **raiders.com**



WEEK 4

WASHINGTON REDSKINS 24 OAKLAND RAIDERS 14

Sept. 29, 2013 | O.co Coliseum | 53,549

Team	1	2	3	4	Final
Washington	0	10	7	7	24
Oakland	14	0	0	0	14

SCORING SUMMARY

Team	Qtr	Time	Play Description	Visitor	Home
Raiders	1	10:40	J.Stewart blocked punt recovery in end zone (S.Janikowski kick)	0	7
Raiders	1	3:06	M.Rivera 18 yd. pass from M.Flynn (S.Janikowski kick) (10-81, 5:21)	0	14
Redskins	2	14:21	J.Potter 25 yd. Field Goal (11-73, 3:45)	3	14
Redskins	2	10:59	D.Amerson 45 yd. interception return (J.Potter kick)	10	14
Redskins	3	2:58	P.Garcon 5 yd. pass from R.Griffin (J.Potter kick) (8-58, 3:53)	17	14
Redskins	4	6:59	R.Helu 14 yd. run (J.Potter kick) (2-42, 0:55)	24	14

TEAM STATS

	Redskins	Raiders
First Downs:	15	14
Time of Possession:	27:38	32:22
Net Yards Rushing:	122	104
Net Yards Passing:	217	194
Total Net Yards:	339	298
Penalties/Yards:	3-29	4-25
Fumbles/Lost:	1-1	3-2

INDIVIDUAL STATS

PASSING

WAS: R.Griffin 18-31-227 (TD)
OAK: M.Flynn 21-32-227 (TD, INT)

RUSHING

WAS: A.Morris 16-71, R.Helu 13-41 (TD), R.Griffin 3-10
OAK: R.Jennings 14-45, D.McFadden 5-29, T.Jones 1-19, M.Flynn 3-4, J.Olawale 2-4, J.Ford 1-3

RECEIVING

WAS: P.Garcon 6-59 (TD), L.Hankerson 4-49, L.Paulsen 2-46, R.Helu 2-43, N.Paul 2-20, J.Morgan 1-6, D.Young 1-4
OAK: R.Jennings 8-71, D.Moore 4-66, M.Rivera 2-44 (TD), R.Streater 2-18, J.Olawale 1-11, J.Mastrud 1-8, B.Butler 1-6, J.Stewart 1-5, M.Reece 1-(-2)

INTERCEPTIONS

WAS: D.Amerson 1-45 (TD)
OAK: None

SACKS

WAS: B.Orakpo 2-10, R.Kerrigan 2-14, B.Cofield 2-8, D.Tapp 1-1
OAK: C.Woodson 1-10

PUNTING

WAS: S.Rocca 7-280 (40.0)
OAK: M.King 7-314 (44.9)

PUNT RETURNS

WAS: C.Thompson 2-11 (5.5)
OAK: P.Adams 1-9 (9.0), J.Ford 2-15 (7.5)

KICKOFF RETURNS

WAS: None
OAK: J.Ford 1-25 (25.0), J.Stewart 1-24 (24.0)



2013 GAME SUMMARIES



WEEK 5

OAKLAND RAIDERS 27 SAN DIEGO CHARGERS 17

Oct. 6, 2013 | O.co Coliseum | 48,834

Team	1	2	3	4	Final
San Diego	0	0	3	14	17
Oakland	14	3	7	3	27

SCORING SUMMARY

Team	Qtr	Time	Play Description	Visitor	Home
Raiders	1	13:03	R.Streater 44 yd. pass from T.Pryor (S.Janikowski kick) (1-44, 0:08)	0	7
Raiders	1	1:28	D.Moore 2 yd. pass from T.Pryor (S.Janikowski kick) (13-88, 8:08)	0	14
Raiders	2	4:13	S.Janikowski 47 yd. Field Goal (4-8, 1:34)	0	17
Chargers	3	4:51	N.Novak 35 yd. Field Goal (16-75, 7:15)	3	17
Raiders	3	2:37	C.Woodson 25 yd. fumble return (S.Janikowski kick) (7-80, 2:40)	10	24
Chargers	4	10:17	K.Allen 7 yd. pass from PRivers (N.Novak kick) (4-54, 2:28)	17	24
Raiders	4	4:24	S.Janikowski 50 yd. Field Goal (9-48, 5:53)	17	27

TEAM STATS

	Chargers	Raiders
First Downs:	27	17
Time of Possession:	30:55	29:05
Net Yards Rushing:	36	104
Net Yards Passing:	391	195
Total Net Yards:	427	299
Penalties/Yards:	5-30	8-85
Fumbles/Lost:	2-2	2-0

INDIVIDUAL STATS

PASSING

SD: P.Rivers 35-48-411 (2 TD, 3 INT)

OAK: T.Pryor 18-23-221 (2 TD)

RUSHING

SD: D.Woodhead 9-17, R.Brown 7-11, R.Mathews 3-8

OAK: R.Jennings 10-41, M.Reece 7-32, T.Pryor 11-31

RECEIVING

SD: D.Woodhead 9-58 (TD), V.Brown 7-117, A.Gates 7-74, K.Allen 6-115 (TD), E.Royal 3-26, R.Brown 3-21

OAK: D.Moore 5-84 (TD), R.Streater 3-56 (TD), M.Reece 3-25, J.Ford 2-15, J.Olawale 2-15, B.Butler 1-20, M.Rivera 1-5, J.Stewart 1-1

INTERCEPTIONS

SD: None

OAK: U.Young 1-26, C.Woodson 1-13, D.Hayden 1-0

SACKS

SD: J.Johnson 2-10, S.Lissemore 1-9, J.Patrick 1-7

OAK: Ke.Burnett 1-11, L.Houston 1-9

PUNTING

SD: M.Scifres 2-77 (38.5)

OAK: M.King 6-297 (49.5)

PUNT RETURNS

SD: K.Allen 1-21 (21.0), E.Royal 1-0 (0.0)

OAK: P.Adams (FC)

KICKOFF RETURNS

SD: D.Woodhead 2-46 (23.0)

OAK: J.Ford 4-92 (23.0)



WEEK 6

KANSAS CITY CHIEFS 24 OAKLAND RAIDERS 7

Oct. 13, 2013 | Arrowhead Stadium | 76,394

Team	1	2	3	4	Final
Oakland	0	7	0	0	7
Kansas City	0	7	7	10	24

SCORING SUMMARY

Team	Qtr	Time	Play Description	Visitor	Home
Raiders	2	8:40	D.Moore 39 yd. pass from T.Pryor (S.Janikowski kick) (6-78, 3:16)	7	0
Chiefs	2	1:06	J.Charles 7 yd. run (R.Succop kick) (5-55, 1:03)	7	7
Chiefs	3	2:01	J.Charles 2 yd. run (R.Succop kick) (4-23, 1:56)	7	14
Chiefs	4	2:09	R.Succop 33 yd. Field Goal (6-14, 2:00)	7	17
Chiefs	4	1:35	H.Abdullah 44 yd. interception return (R.Succop kick)	7	24

TEAM STATS

	Raiders	Chiefs
First Downs:	18	16
Time of Possession:	34:00	26:00
Net Yards Rushing:	121	111
Net Yards Passing:	153	105
Total Net Yards:	274	216
Penalties/Yards:	11-68	4-20
Fumbles/Lost:	0-0	3-1

INDIVIDUAL STATS

PASSING

OAK: T.Pryor 18-34-216 (TD, 3 INT)

KC: A.Smith 14-31-128

RUSHING

OAK: T.Pryor 7-56, D.McFadden 16-52, R.Jennings 4-12, J.Ford 1-1

KC: J.Charles 22-78 (2 TD), A.Smith 4-29, D.McCluster 1-4

RECEIVING

OAK: D.Moore 5-82 (TD), R.Streater 3-46, D.McFadden 3-31,

M.Rivera 2-10, J.Mastrud 1-13, J.Ford 1-11, M.Reece 1-9, R.Jennings

1-9, B.Butler 1-5

KC: J.Charles 5-50, D.Bowe 3-46, D.Avery 2-6, D.McCluster 1-10,

K.Brock 1-9, J.Hemingway 1-8, K.Davis 1-(-1)

INTERCEPTIONS

OAK: None

KC: H.Abdullah 1-44 (TD), M.Cooper 1-12, Q.Demps 1-9

SACKS

OAK: N.Roach 1-10, V.Walker 1-6, S.Moore 1-7

KC: D.Johnson 2-8, E.Berry 1-11, T.Jackson 1-8, T.Hali 2-5-26.5,

J.Houston 1-0, H.Abdullah 0.5-3.5, M.Catapano 1-6

PUNTING

OAK: M.King 8-414 (51.8)

KC: D.Colquitt 8-392 (49.0)

PUNT RETURNS

OAK: P.Adams 3-12 (4.0), D.Hayden 0-22 (0.0)

KC: D.McCluster 6-32 (5.3)

KICKOFF RETURNS

OAK: J.Ford 1-18 (18.0)

KC: None



2013 GAME SUMMARIES



WEEK 8

OAKLAND RAIDERS 21

PITTSBURGH STEELERS 18

Oct. 27, 2013 | O.co Coliseum | 52,950

Team	1	2	3	4	Final
Pittsburgh	0	3	0	15	18
Oakland	14	7	0	0	21

SCORING SUMMARY

Team	Qtr	Time	Play Description	Visitor	Home
Raiders	1	14:41	T.Pryor 93 yd. run (S.Janikowski kick) (1-93, 0:19)	0	7
Raiders	1	7:28	D.McFadden 7 yd. run (S.Janikowski kick) (5-26, 2:36)	0	14
Steelers	2	14:14	S.Suisham 47 yd. Field Goal (5-19, 2:44)	3	14
Raiders	2	1:55	D.McFadden 4 yd. run (S.Janikowski kick) (11-72, 6:05)	3	21
Steelers	4	12:11	E.Sanders 9 yd. pass from B.Roethlisberger (S.Suisham kick) (3-11, 0:55)	10	21
Steelers	4	1:24	L.Bell 2 yd. run (E.Sanders run) (12-83, 2:58)	18	21

TEAM STATS

	Steelers	Raiders
First Downs:	20	13
Time of Possession:	29:59	30:01
Net Yards Rushing:	35	197
Net Yards Passing:	241	82
Total Net Yards:	276	279
Penalties/Yards:	3-12	6-39
Fumbles/Lost:	0-0	2-1

INDIVIDUAL STATS

PASSING

PIT: B.Roethlisberger 29-45-275 (7 TD, 2 INT)

OAK: T.Pryor 10-19-88 (2 INT)

RUSHING

PIT: L.Bell 13-24 (TD), J.Dwyer 3-9, A.Brown 1-2, B.Roethlisberger 1-1, F.Jones 1-(-1)

OAK: T.Pryor 9-106 (TD), D.McFadden 24-73 (2 TD), M.Reece 3-10, R.Jennings 2-8

RECEIVING

PIT: A.Brown 9-82, E.Sanders 7-88 (TD), L.Bell 2-57, J.Cotchery 3-39, H.Miller 3-19, F.Jones 2-20

OAK: R.Streater 4-45, D.Moore 2-32, D.McFadden 2-5, J.Mastrud 1-9, J.Ford 1-(-3)

INTERCEPTIONS

PIT: T.Polamalu 1-17, C.Allen 1-3

OAK: T.Porter 1-1, M.Jenkins 1-0

SACKS

PIT: B.Keisel 1-1, T.Polamalu 1-5

OAK: L.Houston 1-9, S.Moore 1.5-11.5, V.Walker 1-3, D.Muir 1-6, S.McGee 0.5-4.5

PUNTING

PIT: Z.Mesko 7-299 (42.7)

OAK: M.King 8-372 (46.5)

PUNT RETURNS

PIT: A.Brown 4-47 (11.8)

OAK: J.Ford 1-14 (14.0)

KICKOFF RETURNS

PIT: J.Dwyer 1-25 (25.0)

OAK: T.Jones 3-46 (15.3)



WEEK 9

PHILADELPHIA EAGLES 49

OAKLAND RAIDERS 20

Nov. 3, 2013 | O.co Coliseum | 51,751

Team	1	2	3	4	Final
Philadelphia	7	21	21	0	49
Oakland	3	10	0	7	20

SCORING SUMMARY

Team	Qtr	Time	Play Description	Visitor	Home
Eagles	1	5:18	B.Celek 2 yd. pass from N.Foles (A.Henery kick) (10-84, 3:58)	7	0
Raiders	1	2:02	S.Janikowski 24 yd. Field Goal (7-74, 3:16)	7	3
Eagles	2	14:17	R.Cooper 17 yd. pass from N.Foles (A.Henery kick) (8-82, 2:45)	14	3
Eagles	2	11:17	R.Cooper 63 yd. pass from N.Foles (A.Henery kick) (1-63, 0:09)	21	3
Raiders	2	7:34	R.Jennings 8 yd. run (S.Janikowski kick) (6-80, 3:43)	21	10
Eagles	2	4:03	Z.Ertz 15 yd. pass from N.Foles (A.Henery kick) (8-80, 3:31)	28	10
Raiders	2	0:03	S.Janikowski 53 yd. Field Goal (9-40, 0:56)	28	13
Eagles	3	14:14	L.McCoy 25 yd. pass from N.Foles (A.Henery kick) (4-61, 0:46)	35	13
Eagles	3	11:33	D.Jackson 46 yd. pass from N.Foles (A.Henery kick) (3-57, 0:51)	42	13
Eagles	3	4:28	R.Cooper 5 yd. pass from N.Foles (A.Henery kick) (3-68, 1:18)	49	13
Raiders	4	0:52	J.Stewart 2 yd. run (S.Janikowski kick) (10-71, 2:30)	49	20

TEAM STATS

	Eagles	Raiders
First Downs:	21	29
Time of Possession:	22:06	37:54
Net Yards Rushing:	124	210
Net Yards Passing:	418	350
Total Net Yards:	542	560
Penalties/Yards:	7-52	8-70
Fumbles/Lost:	0-0	2-0

INDIVIDUAL STATS

PASSING

PHI: N.Foles 22-28-406 (7 TD), M.Barkley 2-3-13

OAK: T.Pryor 22-41-288 (2 INT), M.McGloin 7-15-87

RUSHING

PHI: B.Brown 7-54, L.McCoy 12-44, R.Cooper 0-18, N.Foles 4-10, M.Barkley 2-(-2)

OAK: R.Jennings 15-102 (TD), T.Pryor 10-94, D.McFadden 5-12, J.Stewart 2-2, M.Reece 1-0

RECEIVING

PHI: D.Jackson 5-150 (TD), R.Cooper 5-139 (3 TD), Z.Ertz 5-42 (TD), L.McCoy 4-36 (TD), B.Celek 3-27 (TD), J.Maehl 1-19, B.Brown 1-6

OAK: R.Jennings 7-74, R.Streater 5-98, D.Moore 5-82, M.Rivera 4-36, J.Criner 3-32, J.Ford 2-28, M.Reece 2-22, D.McFadden 1-3

INTERCEPTIONS

PHI: B.Fletcher (1-25), C.Barwin 1-(-2)

OAK: None

SACKS

PHI: M.Kendricks 1-3, T.Cole 1-6, V.Curry 1-16

OAK: N.Roach 1-1

PUNTING

PHI: D.Jones 6-259 (43.2)

OAK: M.King 7-315 (45.0)

PUNT RETURNS

PHI: D.Jackson 3-39 (13.0)

OAK: J.Ford (3 FC)

KICKOFF RETURNS

PHI: B.Boykin 2-50 (25.0), B.Graham 1-14 (14.0)

OAK: J.Stewart 2-43 (21.5), T.Jones 1-20 (20.0)



2013 GAME SUMMARIES



WEEK 10

NEW YORK GIANTS 24
OAKLAND RAIDERS 20

Nov. 10, 2013 | MetLife Stadium | 80,366

Team	1	2	3	4	Final
Oakland	10	7	3	0	20
NY Giants	7	7	7	3	24

SCORING SUMMARY

Team	Qtr	Time	Play Description	Visitor	Home
Raiders	1	14:07	T.Pryor 1 yd. run (S.Janikowski kick) (2-5, 0:45)	7	0
Giants	1	9:22	C.Taylor 21 yd. return of blocked punt (J.Brown kick)	7	7
Raiders	1	3:21	S.Janikowski 33 yd. Field Goal (4-6, 1:09)	10	7
Giants	2	7:36	R.Randle 5 yd. pass from E.Manning (J.Brown kick) (11-90, 6:22)	10	14
Raiders	2	1:18	T.Porter 43 yd. interception return (S.Janikowski kick)	17	14
Raiders	3	6:56	S.Janikowski 24 yd. Field Goal (14-74, 8:04)	20	14
Giants	3	2:15	A.Brown 1 yd. run (J.Brown kick) (2-5, 0:46)	20	21
Giants	4	8:04	J.Brown 23 yd. Field Goal (13-70, 6:56)	20	24

TEAM STATS

	Raiders	Giants
First Downs:	12	19
Time of Possession:	27:58	32:02
Net Yards Rushing:	107	133
Net Yards Passing:	106	118
Total Net Yards:	213	251
Penalties/Yards:	8-65	1-5
Fumbles/Lost:	1-1	3-2

INDIVIDUAL STATS

PASSING

OAK: T.Pryor 11-26-122 (INT)

NYG: E.Manning 12-22-140 (TD, INT)

RUSHING

OAK: R.Jennings 20-88, T.Pryor 5-19 (TD)

NYG: A.Brown 30-115 (TD), P.Hillis 5-21, E.Manning 3-(-3)

RECEIVING

OAK: D.Moore 3-45, M.Reece 3-30, M.Rivera 2-22, R.Jennings

2-19, R.Streater 1-6

NYG: H.Nicks 4-49, R.Randle 3-50 (TD), V.Cruz 3-37, A.Brown 1-4, P.Hillis 1-0

INTERCEPTIONS

OAK: T.Porter 1-43 (TD)

NYG: T.Thomas 1-65

SACKS

OAK: S.Moore 1-11, V.Walker 1-6, U.Young 1-5

NYG: A.Rolle 1-9, K.Rivers 1-2, J.Pierre-Paul 1-4, M.Kiwanuka 1-1

PUNTING

OAK: M.King 5-254 (50.8), BLOCKED

NYG: S.Weatherford 4-121 (30.3)

PUNT RETURNS

OAK: J.Crawford 1-(-1.0)

NYG: R.Randle 3-30 (10.0)

KICKOFF RETURNS

OAK: T.Jones 2-77 (38.5)

NYG: J.Jernigan 1-19 (19.0)



WEEK 11

OAKLAND RAIDERS 28
HOUSTON TEXANS 23

Nov. 17, 2013 | Reliant Stadium | 71,726

Team	1	2	3	4	Final
Oakland	14	0	14	0	28
Houston	0	17	0	6	23

SCORING SUMMARY

Team	Qtr	Time	Play Description	Visitor	Home
Raiders	1	9:26	D.Moore 5 yd. pass from M.McGloin (S.Janikowski kick) (6-16, 3:54)	7	0
Raiders	1	3:45	R.Streater 16 yd. pass from M.McGloin (S.Janikowski kick) (1-16, 0:05)	14	0
Texans	2	11:52	G.Graham 42 yd. pass from C.Keenum (R.Bullock kick) (4-85, 2:10)	14	7
Texans	2	2:54	K.Martin 87 yd. punt return (R.Bullock kick)	14	14
Texans	2	0:40	R.Bullock 51 yd. Field Goal (9-43, 1:46)	14	17
Raiders	3	8:13	M.Rivera 26 yd. pass from M.McGloin (S.Janikowski kick) (5-73, 2:21)	21	17
Raiders	3	2:26	R.Jennings 80 yd. run (S.Janikowski kick) (1-80, 0:13)	28	17
Texans	4	12:13	R.Bullock 26 yd. Field Goal (9-61, 2:34)	28	20
Texans	4	8:02	R.Bullock 30 yd. Field Goal (10-49, 3:18)	28	23

TEAM STATS

	Raiders	Texans
First Downs:	12	14
Time of Possession:	31:31	28:29
Net Yards Rushing:	165	90
Net Yards Passing:	176	304
Total Net Yards:	341	394
Penalties/Yards:	8-77	9-50
Fumbles/Lost:	1-0	3-1

INDIVIDUAL STATS

PASSING

OAK: M.McGloin 18-32-197 (3 TD)

HOU: M.Schaub 12-25-155, C.Keenum 13-24-170 (TD, INT)

RUSHING

OAK: R.Jennings 22-150 (TD), R.Streater 1-8, M.Reece 4-6, J.Ford

1-4, M.McGloin 3-(-3)

HOU: B.Tate 19-88, D.Johnson 2-2

RECEIVING

OAK: R.Streater 6-84 (TD), M.Rivera 5-54 (TD), M.Reece 2-17,

D.Moore 2-11 (TD), R.Jennings 2-(-2), A.Holmes 1-33

HOU: A.Johnson 10-116, G.Graham 7-136 (TD), B.Tate 4-29, K.Martin

2-32, D.Hopkins 1-7, D.Posey 1-5

INTERCEPTIONS

OAK: N.Roach 1-0

HOU: None

SACKS

OAK: Ke.Burnett 1-6, L.Houston 1-15

HOU: J.Watt 2-21

PUNTING

OAK: M.King 11-540 (49.1)

HOU: S.Lechler 9-442 (49.1)

PUNT RETURNS

OAK: J.Ford 4-30 (7.5)

HOU: K.Martin 7-125 (17.9) (TD)

KICKOFF RETURNS

OAK: T.Jones 3-77 (25.7)

HOU: K.Martin 2-62 (31.0), D.Karim 1-3 (3.0)



2013 GAME SUMMARIES



WEEK 12

TENNESSEE TITANS 23
OAKLAND RAIDERS 19

Nov. 24, 2013 | O.co Coliseum | 46,001

Team	1	2	3	4	Final
Tennessee	3	3	7	10	23
Oakland	3	6	3	7	19

SCORING SUMMARY

Team	Qtr	Time	Play Description	Visitor	Home
Raiders	1	10:55	S.Janikowski 52 yd. Field Goal (10-46, 4:05)	0	3
Titans	1	3:38	R.Bironas 33 yd. Field Goal (14-59, 7:17)	3	3
Titans	2	11:55	R.Bironas 22 yd. Field Goal (4-6, 1:24)	6	3
Raiders	2	6:25	S.Janikowski 48 yd. Field Goal (6-21, 2:27)	6	6
Raiders	2	0:48	S.Janikowski 24 yd. Field Goal (10-71, 2:05)	6	9
Titans	3	12:52	J.Hunter 54 yd. pass from R.Fitzpatrick (R.Bironas kick) (4-85, 2:08)	13	9
Raiders	3	1:41	S.Janikowski 42 yd. Field Goal (9-50, 4:24)	13	12
Titans	4	8:52	R.Bironas 23 yd. Field Goal (16-75, 7:49)	16	12
Raiders	4	6:10	M.Reece 27 yd. pass from M.McGloin (S.Janikowski kick) (5-75, 2:42)	16	19
Titans	4	0:10	K.Wright 10 yd. pass from R.Fitzpatrick (R.Bironas kick) (14-80, 6:00)	23	19

TEAM STATS

	Titans	Raiders
First Downs:	22	19
Time of Possession:	35:48	24:12
Net Yards Rushing:	114	93
Net Yards Passing:	312	260
Total Net Yards:	426	353
Penalties/Yards:	10-100	4-50
Fumbles/Lost:	3-0	2-1

INDIVIDUAL STATS

PASSING

TEN: R.Fitzpatrick 30-42-320 (2 TD)
OAK: M.McGloin 19-32-260 (TD, INT)

RUSHING

TEN: C.Johnson 20-73, R.Fitzpatrick 5-26, S.Green 4-15
OAK: R.Jennings 16-73, M.Reece 5-14, M.McGloin 2-6

RECEIVING

TEN: J.Hunter 6-109 (TD), K.Wright 6-103 (TD), D.Walker 5-46, N.Washington 5-45, C.Johnson 3-8, C.Mooney 2-6, T.Thompson 2-4, C.Stevens 1-(-1)
OAK: R.Streater 5-93, R.Jennings 4-49, M.Reece 4-44 (TD), A.Holmes 2-32, J.Olawale 2-27, M.Rivera 1-10, J.Mastrud 1-5

INTERCEPTIONS

TEN: Z.Brown 1-3
OAK: None

SACKS

TEN: None
OAK: Ke.Burnett 0.5-3.5, N. Roch 1.5-4.5

PUNTING

TEN: B.Kern 4-163 (40.8)
OAK: M.King 2-95 (47.5)

PUNT RETURNS

TEN: D.Wylie 1-0 (0.0)
OAK: J.Ford 2-18 (9.0)

KICKOFF RETURNS

TEN: D.Wylie 2-31 (15.5)
OAK: T.Jones 3-80 (26.7), J.Stewart 2-28 (14.0)



WEEK 13

DALLAS COWBOYS 31
OAKLAND RAIDERS 24

Nov. 28, 2013 | AT&T Stadium | 87,572

Team	1	2	3	4	Final
Oakland	7	14	0	3	24
Dallas	7	7	7	10	31

SCORING SUMMARY

Team	Qtr	Time	Play Description	Visitor	Home
Raiders	1	14:48	G.Jenkins 23 yd. fumble return (S.Janikowski kick)	7	0
Cowboys	1	0:43	D.Murray 2 yd. run (D.Bailey kick) (1-2, 0:04)	7	7
Raiders	2	10:13	R.Jennings 1 yd. run (S.Janikowski kick) (12-79, 5:30)	14	7
Raiders	2	1:56	R.Jennings 1 yd. run (S.Janikowski kick) (12-50, 7:46)	21	7
Cowboys	2	0:10	D.Murray 4 yd. run (D.Bailey kick) (8-73, 1:46)	21	14
Cowboys	3	5:26	D.Bryant 4 yd. pass from T.Romo (D.Bailey kick) (10-87, 6:03)	21	21
Cowboys	4	14:20	D.Murray 7 yd. run (D.Bailey kick) (9-65, 5:20)	21	28
Cowboys	4	1:56	D.Bailey 19 yd. Field Goal (14-79, 6:43)	21	31
Raiders	4	0:35	S.Janikowski 45 yd. Field Goal (7-53, 1:21)	24	31

TEAM STATS

	Raiders	Cowboys
First Downs:	16	23
Time of Possession:	27:41	32:19
Net Yards Rushing:	50	144
Net Yards Passing:	255	208
Total Net Yards:	305	352
Penalties/Yards:	10-71	6-40
Fumbles/Lost:	1-1	3-1

INDIVIDUAL STATS

PASSING

OAK: M.McGloin 18-30-255 (INT)
DAL: T.Romo 23-32-225 (TD)

RUSHING

OAK: R.Jennings 17-35 (2 TD), D.McFadden 5-13, J.Ford 1-3, M.McGloin 2-(-1)
DAL: L.Dunbar 12-82, D.Murray 17-63 (3 TD), T.Romo 1-(-1)

RECEIVING

OAK: A.Holmes 7-136, R.Streater 3-57, J.Ford 3-19, M.Rivera 2-30, M.Reece 2-5, R.Jennings 1-8
DAL: D.Bryant 7-61 (TD), D.Murray 5-39, J.Witten 3-53, T.Williams 3-23, C.Beasley 3-19, M.Austin 1-18, L.Dunbar 1-12

INTERCEPTIONS

OAK: None
DAL: B.Carr 1-0

SACKS

OAK: N.Roach 2-17
DAL: None

PUNTING

OAK: M.King 5-265 (53.0)
DAL: C.Jones 5-238 (47.6)

PUNT RETURNS

OAK: G.Jenkins 4-42 (10.5)
DAL: C.Beasley 4-27 (6.8)

KICKOFF RETURNS

OAK: T.Jones 4-94 (23.5), M.Rivera 1-3 (3.0)
DAL: T.Williams 2-61 (30.5)



2013 GAME SUMMARIES



WEEK 14

NEW YORK JETS 37
OAKLAND RAIDERS 27

Dec. 8, 2013 | MetLife Stadium | 76,572

Team	1	2	3	4	Final
Oakland	0	3	14	10	27
NY Jets	10	10	10	7	37

SCORING SUMMARY

Team	Qtr	Time	Play Description	Visitor	Home
Jets	1	11:13	N.Folk 41 yd. Field Goal (8-57, 3:47)	0	3
Jets	1	3:17	J.Kerley 25 yd. pass from G.Smith (N.Folk kick) (3-58, 1:32)	0	10
Raiders	2	12:31	S.Janikowski 41 yd. Field Goal (14-58, 5:46)	3	10
Jets	2	5:03	N.Folk 23 yd. Field Goal (4-1, 0:51)	3	13
Jets	2	3:55	A.Allen blocked punt recovery in end zone (N.Folk kick)	3	20
Raiders	3	13:58	M.Reece 63 yd. run (S.Janikowski kick) (2-79, 1:02)	10	20
Jets	3	9:15	G.Smith 8 yd. run (N.Folk kick) (10-72, 4:43)	10	27
Raiders	3	6:18	R.Streater 48 yd. pass from M.McGloin (S.Janikowski kick) (6-72, 2:57)	17	27
Jets	3	2:47	N.Folk 51 yd. Field Goal (9-42, 3:31)	17	30
Raiders	4	13:21	S.Janikowski 40 yd. Field Goal (9-52, 4:26)	20	30
Jets	4	8:58	C.Ivory 15 yd. run (N.Folk kick) (7-73, 4:23)	20	37
Raiders	4	2:24	M.Rivera 1 yd. pass from M.McGloin (S.Janikowski kick) (16-78, 6:34)	27	37

TEAM STATS

	Raiders	Jets
First Downs:	19	18
Time of Possession:	30:34	29:26
Net Yards Rushing:	150	143
Net Yards Passing:	233	209
Total Net Yards:	383	352
Penalties/Yards:	4-31	4-36
Fumbles/Lost:	2-0	1-0

INDIVIDUAL STATS

PASSING

OAK: M.McGloin 18-31-245 (2 TD, INT), T.Pryor 2-5-20
 NY: G.Smith 16-25-219 (TD, INT)

RUSHING

OAK: M.Reece 19-123 (TD), M.McGloin 2-20, T.Pryor 3-4, T.Jones 2-3
 NY: C.Ivory 18-76 (TD), G.Smith 5-50 (TD), B.Powell 8-14, J.Kerley 1-3

RECEIVING

OAK: R.Streater 7-130 (TD), M.Rivera 5-21 (TD), A.Holmes 3-63, M.Reece 2-38, J.Olawale 2-10, T.Jones 1-3
 NY: J.Kerley 4-41 (TD), D.Nelson 4-32, K.Winslow 3-61, S.Holmes 3-55, B.Powell 1-24, T.Bohannon 1-6

INTERCEPTIONS

OAK: Ke.Burnett 1-0
 NY: E.Reed 1-7

SACKS

OAK: S.Moore 1-11, V.Walker 1-6, U.Young 1-5
 NY: A.Rolle 1-9, K.Rivers 1-2, J.Pierre-Paul 1-4, M.Kiwanuka 1-1

PUNTING

OAK: M.King 2-85 (42.5)
 NY: R.Quigley 2-85 (42.5)

PUNT RETURNS

OAK: None
 NY: D.Reynaud 0-0 (FC)

KICKOFF RETURNS

OAK: T.Jones 4-71 (17.8), G.Jenkins 3-58 (19.3)
 NY: D.Reynaud 3-75 (25.0), A.Green 1-22 (22.0)



WEEK 15

KANSAS CITY CHIEFS 56
OAKLAND RAIDERS 31

Dec. 15, 2013 | O.co Coliseum | 49,571

Team	1	2	3	4	Final
Kansas City	21	14	14	7	56
Oakland	3	14	14	0	31

SCORING SUMMARY

Team	Qtr	Time	Play Description	Visitor	Home
Chiefs	1	14:38	J.Charles 49 yd. pass from A.Smith (R.Succop kick) (1-49, 0:22)	7	0
Raiders	1	11:05	S.Janikowski 34 yd. Field Goal (8-65, 3:33)	7	3
Chiefs	1	7:27	J.Charles 39 yd. pass from A.Smith (R.Succop kick) (7-68, 3:38)	14	3
Chiefs	1	5:07	E.Berry 47 yd. interception return (R.Succop kick) 21	3	3
Raiders	2	14:40	R.Jennings 1 yd. run (S.Janikowski kick) (11-82, 5:27)	21	10
Chiefs	2	8:59	J.Charles 1 yd. run (R.Succop kick) (3-11, 1:21)	28	10
Chiefs	2	5:42	J.Charles 16 yd. pass from A.Smith (R.Succop kick) (1-16, 0:06)	35	10
Raiders	2	3:00	R.Jennings 1 yd. run (S.Janikowski kick) (8-80, 2:42)	35	17
Raiders	3	12:01	A.Holmes 6 yd. pass from M.McGloin (S.Janikowski kick) (5-74, 2:59)	35	24
Raiders	3	4:56	M.Rivera 14 yd. pass from M.McGloin (S.Janikowski kick) (10-86, 5:19)	35	31
Chiefs	3	3:34	J.Charles 71 yd. pass from A.Smith (R.Succop kick) (3-80, 1:22)	42	31
Chiefs	3	1:20	S.McGrath 6 yd. pass from A.Smith (R.Succop kick) (4-28, 2:01)	49	31
Chiefs	4	8:19	K.Davis 17 yd. run (R.Succop kick) (4-45, 2:41)	56	31

TEAM STATS

	Chiefs	Raiders
First Downs:	19	26
Time of Possession:	25:53	34:07
Net Yards Rushing:	78	130
Net Yards Passing:	306	331
Total Net Yards:	384	461
Penalties/Yards:	8-91	10-90
Fumbles/Lost:	1-1	2-2

INDIVIDUAL STATS

PASSING

KC: A.Smith 17-20-287 (5 TD), C.Daniel 3-5-31
 OAK: M.McGloin 18-36-297 (2 TD, 4 INT), T.Pryor 1-4-12 (INT), M.Reece 1-1-22

RUSHING

KC: K.Davis 9-34 (TD), J.Charles 8-20 (TD), A.Smith 4-17, A.Jenkins 1-5, C.Gray 1-3, C.Daniel 1-(-1)
 OAK: R.Jennings 23-91 (2 TD), T.Pryor 3-19, M.Reece 5-18, J.Olawale 1-2

RECEIVING

KC: J.Charles 8-195 (4 TD), D.Bowe 3-24, D.Avery 2-33, S.McGrath 2-14 (TD), K.Davis 2-8, C.Gray 1-18, A.Sherman 1-15, C.Hall 1-11
 OAK: R.Streater 4-59, A.Holmes 4-58 (TD), M.Rivera 3-30 (TD), R.Jennings 3-12, M.Reece 2-52, D.Moore 2-46, T.Jones 1-52, C.Chekwa 1-22

INTERCEPTIONS

KC: E.Berry 2-96, R.Parker 1-15, F.Zombo 1-5, D.Johnson 1-3

SACKS

OAK: P.Sims 1-9, J.Hunter 1-3

PUNTING

KC: D.Colquitt 4-198 (49.5)
 OAK: M.King 1-48 (48.0)

PUNT RETURNS

KC: C.Hall 1-9 (9.0)
 OAK: G.Jenkins 1-6 (6.0)

KICKOFF RETURNS

KC: Q.Demps 3-82 (27.3), K.Davis 1-25 (25.0)
 OAK: T.Jones 4-107 (26.8), G.Jenkins 1-23 (23.0)



2013 GAME SUMMARIES



WEEK 16

SAN DIEGO CHARGERS 26
OAKLAND RAIDERS 13

Dec. 22 2013 | Qualcomm Stadium | 65,675

Team	1	2	3	4	Final
Oakland	0	10	0	3	13
San Diego	3	7	10	6	26

SCORING SUMMARY

Team	Qtr	Time	Play Description	Visitor	Home
Chargers	1	2:42	N.Novak 27 yd. Field Goal (16-82, 9:16)	0	3
Raiders	2	10:39	D.McFadden 5 yd. run (S.Janikowski kick) (6-58, 3:28)	7	3
Chargers	2	3:13	R.Mathews 7 yd. run (N.Novak kick) (2-20, 0:44)	7	10
Raiders	2	0:10	S.Janikowski 20 yd. Field Goal (5-14, 1:26)	10	10
Chargers	3	5:00	K.Allen 4 yd. pass from P.Rivers (N.Novak kick) (12-77, 6:18)	10	17
Chargers	3	0:56	N.Novak 48 yd. Field Goal (6-42, 2:48)	10	20
Chargers	4	14:51	N.Novak 28 yd. Field Goal (4-3, 0:59)	10	23
Raiders	4	11:19	S.Janikowski 42 yd. Field Goal (8-51, 3:32)	13	23
Chargers	4	6:23	N.Novak 33 yd. Field Goal (9-59, 4:56)	13	26

TEAM STATS

	Raiders	Chargers
First Downs:	14	24
Time of Possession:	25:18	34:42
Net Yards Rushing:	59	148
Net Yards Passing:	206	196
Total Net Yards:	265	344
Penalties/Yards:	12-73	3-24
Fumbles/Lost:	2-1	2-2

INDIVIDUAL STATS

PASSING

OAK: M.McGloin 20-36-206 (INT)
SD: P.Rivers 19-29-201 (TD, INT)

RUSHING

OAK: R.Jennings 10-45, D.McFadden 4-8 (TD), M.McGloin 1-5, T.Jones 2-1
SD: R.Mathews 25-99 (TD), D.Woodhead 8-52, P.Rivers 4-(-3)

RECEIVING

OAK: A.Holmes 5-71, M.Reece 4-26, R.Jennings 3-27, D.Moore 3-17, M.Rivera 2-43, J.Mastrud 1-12, D.McFadden 1-8, R.Streater 1-2
SD: E.Royal 4-54, A.Gates 3-42, K.Allen 3-26 (TD), R.Mathews 3-20, D.Woodhead 3-16, V.Brown 2-38, J.Phillips 1-5

INTERCEPTIONS

OAK: M.Jenkins 1-0
SD: E.Weddle 1-0

PUNTING

OAK: M.King 5-271 (54.2)
SD: M.Scifres 1-37 (37.0)

PUNT RETURNS

OAK: None
SD: K.Allen 3-35 (11.7)

KICKOFF RETURNS

OAK: G.Jenkins 6-140 (23.3)
SD: R.Brown 1-9 (9.0), D.Woodhead 1-2 (2.0)



WEEK 17

DENVER BRONCOS 34
RAIDERS 14

Dec. 29, 2013 | O.co Coliseum | 51,500

Team	1	2	3	4	Final
Denver	14	17	0	3	34
Oakland	0	0	0	14	14

SCORING SUMMARY

Team	Qtr	Time	Play Description	Visitor	Home
Broncos	1	7:05	E.Decker 3 yd. pass from P.Manning (M.Prater kick) (12-71, 5:54)	7	0
Broncos	1	5:39	K.Moreno 7 yd. pass from P.Manning (M.Prater kick) (4-21, 1:14)	14	0
Broncos	2	12:37	M.Prater 34 yd. Field Goal (11-49, 4:48)	17	0
Broncos	2	5:37	D.Thomas 63 yd. pass from P.Manning (M.Prater kick) (6-80, 2:39)	24	0
Broncos	2	0:13	D.Thomas 5 yd. pass from P.Manning (M.Prater kick) (10-89, 3:13)	31	0
Broncos	4	6:36	M.Prater 54 yd. Field Goal (7-24, 2:57)	34	0
Raiders	4	4:24	R.Streater 14 yd. pass from T.Pryor (S.Janikowski kick) (8-80, 2:12)	34	7
Raiders	4	0:37	N.Kasa 9 yd. pass from T.Pryor (S.Janikowski kick) (9-75, 2:36)	34	14

TEAM STATS

	Broncos	Raiders
First Downs:	28	17
Time of Possession:	35:29	24:31
Net Yards Rushing:	124	64
Net Yards Passing:	334	191
Total Net Yards:	458	255
Penalties/Yards:	6-56	2-10
Fumbles/Lost:	0-0	3-1

INDIVIDUAL STATS

PASSING

DEN: P.Manning 25-28-266 (4 TD), B.Osweiler 9-13-85
OAK: T.Pryor 21-38-207 (2 TD)

RUSHING

DEN: M.Ball 10-72, R.Hillman 12-30, K.Moreno 6-23, B.Osweiler 1-(-1)
OAK: T.Pryor 9-49, R.Jennings 4-9, D.McFadden 7-6

RECEIVING

DEN: D.Thomas 6-113 (2 TD), K.Moreno 5-41 (TD), J.Thomas 5-36, E.Decker 4-27 (TD), A.Caldwell 3-42, J.Tammie 3-29, J.Dreessen 3-26, M.Ball 3-22, V.Green 2-15
OAK: R.Streater 5-40 (TD), D.Moore 4-63, A.Holmes 3-38, D.McFadden 3-15, M.Rivera 2-23, R.Jennings 2-8, M.Reece 1-11, N.Kasa 1-9 (TD)

INTERCEPTIONS

DEN: None
OAK: None

SACKS

DEN: M.Jackson 1-8, N.Irving 1-8
OAK: C.Woodson 1-8, L.Houston 1-9, S.Moore 1-0

PUNTING

DEN: B.Colquitt 3-120 (40.0)
OAK: M.King 5-229 (45.8)

PUNT RETURNS

DEN: T.Holliday 1-0
OAK: G.Jenkins 1-1 (1.0)

KICKOFF RETURNS

DEN: J.Tammie 1-0
OAK: T.Jones 2-51 (25.5)

RECORDS AND HISTORY





THE LAST TIME

RUSHING

200 Yards Rushing, Individual

- By Raiders Napoleon Kaufman, Oct. 19, 1997, vs. Den. (227 yards)
By Opponent Doug Martin, Nov. 4, 2012, vs. TB (251 yards)

100 Yards Rushing, Individual

- By Raiders Marcel Reece, Dec. 8, 2013, at NYJ (123 yards)
By Opponent Andre Brown, Nov. 10, 2013, at NYG (115 yards)



FB Marcel Reece

100 Yards Rushing, Individual, One half

- By Raiders Rashad Jennings, Nov. 17, 2013, at Hou. (113 yards)
By Opponent Doug Martin, Nov. 4, 2012, vs. TB (230 yards)

100 Yards Rushing and Receiving, Individual

- By Raiders Marcus Allen, Sept. 7, 1986, at Den. (102 yards rushing, 102 receiving)
By Opponent Priest Holmes, Dec. 9, 2001, vs. KC (168 yards rushing, 109 receiving)

Two 100-yard Rushers

- By Raiders Napoleon Kaufman (122 yards) and Tyrone Wheatley (111 yards), Dec. 19, 1999, vs. TB
By Opponent Willis McGahee (163 yards) and Tim Tebow (118 yards), Nov. 6, 2011, vs. Den.

Four Touchdowns Rushing, Individual

- By Raiders Never
By Opponent Doug Martin, Nov. 4, 2012, vs. TB

Three Touchdowns Rushing, Individual

- By Raiders Darren McFadden, Oct. 24, 2010, at Den.
By Opponent DeMarco Murray, Nov. 28, 2013, at Dal.

Two Touchdowns Rushing, Individual

- By Raiders Rashad Jennings, Dec. 15, 2013, vs. KC
By Opponent Jamaal Charles, Oct. 13, 2013, at KC

PASSING

500 Yards Passing, Individual

- By Raiders Never
By Opponent Elvis Grbac, Dec. 5, 2000, vs. KC (504 yards)

400 Yards Passing, Individual

- By Raiders Carson Palmer, Nov. 4, 2012, vs. TB (414 yards)
By Opponent Nick Foles, Nov. 3, 2013, vs. Phi. (406 yards)

300 Yards Passing, Individual

- By Raiders Carson Palmer, Dec. 2, 2012, vs. Cle. (351 yards)
By Opponent Ryan Fitzpatrick, Nov. 24, 2013, vs. Ten. (320 yards)

Seven Touchdown Passes, Individual

- By Raiders Never
By Opponent Nick Foles, Nov. 3, 2013, vs. Phi.

Six Touchdown Passes, Individual

- By Raiders Daryle Lamonica, Oct. 19, 1969, vs. Buf.
By Opponent Dan Fouts, Nov. 22, 1981, vs. SD

Five Touchdown Passes, Individual

- By Raiders Kerry Collins, Dec. 19, 2004, vs. Ten.
By Opponent Alex Smith, Dec. 15, 2013, vs. KC

Four Touchdown Passes, Individual

- By Raiders Carson Palmer, Nov. 4, 2012, vs. TB
By Opponent Peyton Manning, Dec. 29, 2013, vs. Den.

Three Touchdown Passes, Individual

- By Raiders Matt McGloin, Nov. 17, 2013, at Hou.
By Opponent Peyton Manning, Sept. 23, 2013, at Den.

Seven Interceptions Thrown, Individual

- By Raiders Ken Stabler, Oct. 16, 1977, vs. Den.
By Opponent Never

Six Interceptions Thrown, Individual

- By Raiders Donald Hollas, Dec. 6, 1999, vs. Mia.
By Opponent Never

Five Interceptions Thrown, Individual

- By Raiders Jim Plunkett, Oct. 5, 1980, vs. KC
By Opponent Steve Pelluer, Nov. 9, 1986, at Dal.

Four Interceptions Thrown, Individual

- By Raiders Matt McGloin, Dec. 15, 2013, vs. KC
By Opponent Jake Delhomme, Nov. 9, 2008, vs. Car.

RECEIVING

10-or-more Receptions, Individual

- By Raiders Brandon Myers, Dec. 2, 2012, vs. Cle. (14 receptions)
By Opponent Andre Johnson, Nov. 17, 2013, at Hou. (10 receptions)

200 Yards Receiving, Individual

- By Raiders Art Powell, Oct. 8, 1965, at BosP. (205 yards)
By Opponent Calvin Johnson, Dec. 18, 2011, vs. Det. (214 yards)

100 Yards Receiving, Individual

- By Raiders Rod Streater, Dec. 8, 2013, at NYJ (130 yards)
By Opponent Demaryius Thomas, Dec. 29, 2013, vs. Den. (113 yards)



WR Rod Streater



THE LAST TIME

100 Yards Receiving, One Half, Individual

By Raiders	Denarius Moore, Nov. 10, 2011, at SD (123 yards)
By Opponent	Jamaal Charles, Dec. 15, 2013, vs. KC (116 yards)

Two 100-yard Receivers

By Raiders	Darrius Heyward-Bey (130 yards) and Denarius Moore (101 yards), Jan. 1, 2012, vs. SD
By Opponent	Justin Hunter (109 yards) and Kendall Wright (103 yards), Nov. 24, 2013, vs. Ten.

Five Touchdown Receptions, Individual

By Raiders	Never
By Opponent	Kellen Winslow, Nov. 22, 1981, vs. SD

Four Touchdown Receptions, Individual

By Raiders	Art Powell, Dec. 22, 1963, vs. Hou.O.
By Opponent	Jamaal Charles, Dec. 15, 2013, vs. KC

Three Touchdown Receptions, Individual

By Raiders	Jerry Porter, Dec. 19, 2004, vs. Ten.
By Opponent	Riley Cooper, Nov. 3, 2013, vs. Phi.

Two Touchdown Receptions, Individual

By Raiders	Brandon Myers Dec. 12, 2012, vs. TB
By Opponent	Demaryius Thomas, Dec. 29, 2013, vs. Den.

Two 100-yard Rushers and Two 100-yard Receivers

By Raiders/Opp.	Never
-----------------	-------

INTERCEPTIONS

Four Interceptions, Individual

By Raiders/Opp.	Never
-----------------	-------

Three Interceptions, Individual

By Raiders	Rod Woodson, Sept. 29, 2002, vs. Ten.
By Opponent	Dwayne Harper, Nov. 27, 1995, at SD



S Rod Woodson

Two Interceptions, Individual

By Raiders	Michael Huff, Sept. 20, 2009, at KC
By Opponent	Eric Berry, Dec. 15, 2013, vs. KC

Interception Returned for Touchdown

By Raiders	Tracy Porter, Nov. 10, 2013, at NYG (43 yards)
By Opponent	Eric Berry, Dec. 15, 2013, vs. KC (47 yards)

TOUCHDOWNS

Five Touchdowns, Individual

By Raiders	Never
By Opponent	Jamaal Charles, Dec. 15, 2013, vs. KC (49-, 39-, 16-, 71-yard receptions; 1-yard run)

Four Touchdowns, Individual

By Raiders	Darren McFadden, Oct. 24, 2010, at Den. (4-, 4-, 57-yard runs; 19-yard reception)
By Opponent	Doug Martin, Nov. 4, 2012, vs. TB (45-, 67-, 70-, 1-yard runs)

Three Touchdowns, Individual

By Raiders	Darren McFadden, Dec. 12, 2010, at Jac. (51-, 36-yard runs; 67-yard reception)
By Opponent	Willis McGahee, Jan. 3, 2010, vs. Bal. (2-, 77-, 2-yard runs)

FIELD GOALS/PATs

Six Field Goals Made, Individual

By Raiders	Sebastian Janikowski, Nov. 27, 2011, vs. Chi. (40, 47, 42, 19, 37, 44 yards)
By Opponent	Greg Davis, Oct. 5, 1997, vs. SD (30, 22, 38, 43, 33, 33 yards)

Five Field Goals Made, Individual

By Raiders	Sebastian Janikowski, Dec. 16, 2012, vs. KC (20, 50, 57, 30, 41 yards)
By Opponent	Nate Kaeding, Sept. 10, 2012, vs. SD (23, 28, 19, 41, 45 yards)

Four Field Goals Made, Individual

By Raiders	Sebastian Janikowski, Nov. 24, 2013, vs. Ten. (52, 48, 24, 42 yards)
By Opponent	Nick Novak, Dec. 22, 2013, at SD (27, 48, 28, 33 yards)

60-yard Field Goal

By Raiders	Sebastian Janikowski, Sept. 12, 2011, at Den. (63 yards)
By Opponent	Never

Blocked Field-goal Attempt

By Raiders	Tracy Porter, Oct. 6, 2013, vs. SD (37-yard Nick Novak attempt)
By Opponent	Ndamukong Suh, Dec. 18, 2011, vs. Det. (65-yard Sebastian Janikowski attempt)

Two-point Conversion

By Raiders	Juron Criner, Nov. 4, 2012, vs. TB (pass from Carson Palmer)
By Opponent	Emmanuel Sanders, Oct. 27, 2013, vs. Pit. (run)

PAT Missed

By Raiders	Sebastian Janikowski, Oct. 5, 2007, at Chi. (wide right)
By Opponent	Shayne Graham, Dec. 10, 2006, at Cin. (hit left upright)

Blocked PAT

By Raiders	Desmond Bryant, Dec. 11, 2011, at GB (Mason Crosby, fifth attempt)
By Opponent	Vince Wilfork, Dec. 14, 2008, vs. New England (Sebastian Janikowski, third attempt)



THE LAST TIME

PUNTING

80-yard Punt

By Raiders	Shane Lechler, Nov. 27, 2011, vs. Chi. (80 yards)
By Opponent	Never

70-yard Punt

By Raiders	Shane Lechler, Dec. 24, 2011, at KC (76 yards)
By Opponent	Dustin Colquitt, Dec. 16, 2012, vs. KC (71 yards)

60-yard Punt

By Raiders	Marquette King, Dec. 22, 2013, at SD (63 yards)
By Opponent	Dustin Colquitt, Dec. 15, 2013, vs. KC (61 yards)

Blocked Punt

By Raiders	Jamize Olawale, Dec. 29, 2013, vs. Den. (Britton Colquitt, punter)
By Opponent	Antonio Allen, Dec. 8, 2013, at NYJ (Marquette King, punter)



P Marquette King

10 Punts, Individual

By Raiders	Marquette King, Nov. 17, 2013, vs. Hou. (11 punts; 540 yards)
By Opponent	Darren Bennett, Dec. 28, 2003, at SD (10 punts; 392 yards)

No Punts

By Raiders	Dec. 5, 1999 vs. Seattle
By Opponent	Sept. 30, 2012, at Denver

OTHER SPECIAL TEAMS

Kickoff Returned for Touchdown

By Raiders	Jacoby Ford, Oct. 16, 2011, vs. Cle. (101 yards)
By Opponent	Jacoby Jones, Nov. 11, 2012, at Bal. (105 yards)

Punt Returned for Touchdown

By Raiders	Johnnie Lee Higgins, Dec. 21, 2008, vs. Hou. (80 yards)
By Opponent	Keshawn Martin, Nov. 17, 2013, at Hou. (87 yards)

Blocked Field Goal Returned for Touchdown

By Raiders	Never
By Opponent	Ray Mickens, Sept. 21, 1997, at NYJ (72 yards; Cole Ford, kicker)

Blocked Punt Returned for Touchdown

By Raiders	Jeremy Stewart, Sept. 29, 2013, vs. Was. (0 yards; Sav Rocca, punter)
By Opponent	Antonio Allen, Dec. 8, 2013, at NYJ (0 yards; Marquette King, punter)

OTHER DEFENSE

Shutout Posted

By Raiders	Dec. 16, 2012, vs. KC (15-0)
By Opponent	Oct. 28, 2011, vs. KC (28-0)

Fumble Returned for Touchdown

By Raiders	Charles Woodson, Oct. 6, 2013, vs. SD (25 yards)
By Opponent	Maurice Leggett, Nov. 30, 2008, vs. KC (67 yards)

Safety Scored

By Raiders	Rolando McClain, Dec. 11, 2011, at GB (Matt Flynn sacked)
By Opponent	Brian Cushing, Oct. 4, 2009, at Hou. (Justin Fargas tackled)

Six Sacks, Individual

By Raiders	Never
By Opponent	Derrick Thomas, Sept. 6, 1988, at KC

Five Sacks, Individual

By Raiders	Howie Long, Oct. 2, 1983, at Was.
By Opponent	Gary Jeter, Sept. 18, 1988, vs. LARm.

Four Sacks, Individual

By Raiders	Kameron Wimbley, Nov. 10, 2011, at SD
By Opponent	Brian Orakpo, Dec. 13, 2009, vs. Was.

Three Sacks, Individual

By Raiders	Kameron Wimbley, Jan. 2, 2011, at KC
By Opponent	John Abraham, Oct. 14, 2012, at Atl.

MISCELLANEOUS

No Penalties

By Raiders	Dec. 4, 2005, at SD
By Opponent	Dec. 8, 1974, at KC

Game without Touchdown

By Raiders	Dec. 23, 2012, at Car.
By Opponent	Dec. 16, 2012, vs. KC

50 Points, Game

By Raiders	Oct. 24, 2010, at Den. (59)
By Opponent	Dec. 15, 2013, vs. KC (56)

40 Points, Game

By Raiders	Dec. 19, 2004, vs. Ten. (40)
By Opponent	Nov. 3, 2013, vs. Phi. (49)

500 Yards Total Offense

By Raiders	Nov. 3, 2013, vs. Phi. (560)
By Opponent	Nov. 3, 2013, vs. Phi. (542)

Tie Game

By Raiders	Oakland 23, at Denver 23, Oct. 22, 1973
------------	---



INDIVIDUAL RECORDS

Regular season games only

SERVICE

Most seasons, head coach

- 10 John Madden, 1969-78
- 9 Tom Flores, 1979-87
- 7 Art Shell, 1989-94, 2006
- 4 Jon Gruden, 1998-2001
- 3 Al Davis, 1963-65
- John Rauch, 1966-68

Most seasons, active player

- 16 Tim Brown, 1988-03
- 15 Jim Otto, 1960-74
- Gene Upshaw, 1967-81
- Art Shell, 1968-82
- 14 Fred Biletnikoff, 1965-78
- Cliff Branch, 1972-85
- Dave Dalby, 1972-85
- Ray Guy, 1973-86
- Sebastian Janikowski, 2000-13

Most games played

- 240 Tim Brown, 1988-03
- 220 Sebastian Janikowski, 2000-13
- 217 Gene Upshaw, 1967-81
- 210 Jim Otto, 1960-74
- 207 Art Shell, 1968-81
- 207 Ray Guy, 1973-86
- 206 Steve Wisniewski, 1989-01
- Shane Lechler, 2000-12
- 205 Dave Dalby, 1972-85

Most consecutive games played

- 210 Jim Otto, 1960-74
- 207 Gene Upshaw, 1967-81
- 207 Ray Guy, 1973-86
- 205 Dave Dalby, 1972-85

Most consecutive starts

- 210 Jim Otto, 1960-74
- 207 Gene Upshaw, 1967-81

SCORING

Most seasons leading league

- 1 George Blanda, 1967
- Errol Mann, 1977
- Marcus Allen, 1982
- Jeff Jaeger, 1993

Most seasons leading team

- 14 Sebastian Janikowski, 2000-13
- 7 George Blanda, 1967-73
- Chris Bahr, 1980-81, 1983, 1985-88
- Jeff Jaeger, 1989-95
- 2 Six tied

Most consecutive seasons leading team

- 14 Sebastian Janikowski, 2000-13
- 7 George Blanda, 1967-73
- Jeff Jaeger, 1989-95

Most points, career

- 1,489 Sebastian Janikowski, 2000-13 (14 seasons, 454 PAT, 345 FG)
- 863 George Blanda, 1967-75 (9 seasons, 395 PAT, 156 FG)
- 817 Chris Bahr, 1980-88 (9 seasons, 331 PAT, 162 FG)
- 667 Jeff Jaeger, 1989-95 (7 seasons, 211 PAT, 152 FG)

- 626 Tim Brown, 1988-2003 (16 seasons, 104 TD, 1 2-pt. conv.)

Most points, season

- 142 Sebastian Janikowski, 2010 (43 PAT, 33 FG)
- 132 Jeff Jaeger, 1993 (27 PAT, 35 FG)
- 129 Sebastian Janikowski, 2011 (36 PAT, 31 FG)
- 128 Sebastian Janikowski, 2002 (50 PAT, 26 FG)
- 118 Sebastian Janikowski, 2012 (25 PAT, 31 FG)



K Sebastian Janikowski

Most points, no touchdowns, season

- 142 Sebastian Janikowski, 2010 (43 PAT, 33 FG)
- 132 Jeff Jaeger, 1993 (27 PAT, 35 FG)
- 129 Sebastian Janikowski, 2011 (36 PAT, 31 FG)
- 128 Sebastian Janikowski, 2002 (50 PAT, 26 FG)
- 118 Sebastian Janikowski, 2012 (25 PAT, 31 FG)

Most seasons, 100-or-more points

- 8 Sebastian Janikowski, 2000-02, 2004, 2010-13
- 4 George Blanda, 1967-69, 1973
- 3 Chris Bahr, 1983-85
- Jeff Jaeger, 1989, 1991, 1993
- 1 Marcus Allen, 1984
- Cole Ford, 1996

Most consecutive seasons, 100-or-more points

- 4 Sebastian Janikowski, 2010-13
- 3 George Blanda, 1967-69
- Chris Bahr, 1983-85
- Sebastian Janikowski, 2000-02

Most points, rookie, season

- 112 Sebastian Janikowski, 2000
- 84 Marcus Allen, 1982
- 63 George Fleming, 1961
- 50 J.D. Smith, 1960
- 42 Charlie Smith, 1968
- Raymond Chester, 1970
- Arthur Whittington, 1978
- Tim Brown, 1988
- Jacoby Ford, 2010

Most points, game

- 24 Art Powell, vs. Hou.O.; Dec. 22, 1963
- Marcus Allen, vs. SD; Sept. 24, 1984
- Harvey Williams, at SD; Nov. 16, 1997
- Darren McFadden, at Den.; Oct. 24, 2010

Most consecutive games, scoring

- 102 Chris Bahr, Oct. 18, 1981 – Oct. 16, 1988
- 93 Sebastian Janikowski, Sept. 3, 2000 – Dec. 31, 2005
- 72 Sebastian Janikowski, Nov. 1, 2009 – Dec. 29, 2013 (current)
- 60 George Blanda, Sept. 10, 1967 – Dec. 20, 1970
- 46 Jeff Jaeger, Sept. 10, 1989 – Dec. 8, 1991



INDIVIDUAL RECORDS

OVERALL TOUCHDOWNS

Most seasons leading league

- 2 Warren Wells, 1968-69
Marcus Allen, 1982, 1984
- 1 Art Powell, 1963

Most consecutive seasons leading league

- 2 Warren Wells, 1968-69

Most seasons leading team

- 9 Tim Brown, 1991-96, 1998, 2000-01
- 5 Marcus Allen, 1982-85, 1990
- 4 Art Powell, 1963-66
- 3 Warren Wells, 1968-70
Mark van Eeghen, 1977-79



WR Tim Brown

Most consecutive seasons leading team

- 6 Tim Brown, 1991-96
- 4 Art Powell, 1963-66
Marcus Allen, 1982-85
- 3 Warren Wells, 1968-70
Mark van Eeghen, 1977-79

Most touchdowns, career

- 104 Tim Brown, 1988-2003
- 98 Marcus Allen, 1982-92
- 77 Fred Biletnikoff, 1966-78
- 67 Cliff Branch, 1973-83
- 54 Clem Daniels, 1961-67

Most touchdowns, season

- 18 Marcus Allen, 1984
- 16 Art Powell, 1963
Pete Banaszak, 1975
- 14 Warren Wells, 1969
Marcus Allen, 1982
Marcus Allen, 1985

Most touchdowns, rookie, season

- 14 Marcus Allen, 1982
- 8 J.D. Smith, 1960
- 7 Charlie Smith, 1968
Raymond Chester, 1970
Arthur Whittington, 1978
Tim Brown, 1988
Jacoby Ford, 2010

Most touchdowns, game

- 4 Art Powell, vs. HouO.; Dec. 22, 1963
Marcus Allen, vs. SD; Sept. 24, 1984
Harvey Williams, at SD; Nov. 4, 1997
Darren McFadden, at Den.; Oct. 24, 2010

Most consecutive games, scoring touchdown

- 6 Warren Wells, Dec. 17, 1968 – Oct. 13, 1969
Charlie Smith, Nov. 12-Dec. 17, 1972
Marcus Allen, Nov. 10-Dec. 15, 1985
Mervyn Fernandez, Dec. 18, 1988 – Oct. 9, 1989
Tim Brown, Nov. 5-Dec. 9, 2001
LaMont Jordan, Sept. 18-Oct. 30, 2005

POINTS AFTER TOUCHDOWN

Most seasons leading league

- 5 George Blanda, 1967-69, 1972, 1974
- 1 Mike Mercer, 1963
Errol Mann, 1977
Chris Bahr, 1982

Most seasons leading team

- 14 Sebastian Janikowski, 2000-13
- 9 George Blanda, 1967-75
Chris Bahr, 1980-88
- 7 Jeff Jaeger, 1989-95
- 3 Mike Mercer, 1963-65
Errol Mann, 1976-78

Most consecutive seasons leading team

- 14 Sebastian Janikowski, 2000-13
- 9 George Blanda, 1967-75
Chris Bahr, 1980-88
- 7 Jeff Jaeger, 1989-95
- 3 Mike Mercer, 1963-65
Errol Mann, 1976-78

Most kicking PAT attempted, career

- 457 Sebastian Janikowski, 2000-13
- 403 George Blanda, 1967-75
- 350 Chris Bahr, 1980-88
- 216 Jeff Jaeger, 1989-95
- 119 Mike Mercer, 1963-66

Most kicking PAT attempted, season

- 57 George Blanda, 1967
- 54 George Blanda, 1968
- 53 Chris Bahr, 1983
- 50 Sebastian Janikowski, 2002
- 48 George Blanda, 1975

Most kicking PAT attempted, game

- 8 Sebastian Janikowski, at Den.; Oct. 24, 2010
- 7 Mike Mercer, vs. NYJ; Oct. 20, 1963
Mike Mercer, vs. HouO.; Dec. 22, 1963
George Blanda, vs. Den.; Sept. 10, 1967
George Blanda, vs. SD; Oct. 29, 1967
Errol Mann, vs. TB; Nov. 28, 1976
Sebastian Janikowski, vs. Car.; Dec. 24, 2000
Sebastian Janikowski, vs. Ten.; Sept. 29, 2002

Most 1-point PATs, career

- 454 Sebastian Janikowski, 2000-13
- 395 George Blanda, 1967-75
- 331 Chris Bahr, 1980-88
- 211 Jeff Jaeger, 1989-95
- 118 Mike Mercer, 1963-66

Most 1-point PATs, season

- 56 George Blanda, 1967
- 54 George Blanda, 1968
- 51 Chris Bahr, 1983
- 50 Sebastian Janikowski, 2002
- 47 Mike Mercer, 1963

Most 1-point PATs, game

- 8 Sebastian Janikowski, at Den.; Oct. 24, 2010
- 7 Mike Mercer, vs. NYJ; Oct. 20, 1963
Mike Mercer, vs. HouO.; Dec. 22, 1963
George Blanda, vs. SD; Oct. 29, 1967
Errol Mann, vs. TB; Nov. 28, 1976
Sebastian Janikowski, vs. Car.; Dec. 24, 2000
Sebastian Janikowski, vs. Ten.; Sept. 29, 2002



INDIVIDUAL RECORDS

Most consecutive kicking PATs

190	George Blanda, Sept. 10, 1967 – Dec. 13, 1969
165	Sebastian Janikowski, Dec. 21, 2008 – Dec. 29, 2013 (current)
147	Sebastian Janikowski, Sept. 3, 2000 – Sept. 28, 2003
118	Mike Mercer, Sept. 7, 1963 – Sept. 2, 1966
101	Sebastian Janikowski, Dec. 5, 2004 – Dec. 14, 2008

Highest kicking PAT percentage, career (100 att.)

.993	Sebastian Janikowski, 2000-13 (454-457)
.992	Mike Mercer, 1963-66 (118-119)
.980	George Blanda, 1967-75 (395-403)
.977	Jeff Jaeger, 1989-95 (211-216)
.946	Chris Bahr, 1980-88 (331-350)

Most kicking PAT, no misses, season

54	George Blanda, 1968
50	Sebastian Janikowski, 2002
46	Sebastian Janikowski, 2000
45	George Blanda, 1969
44	George Blanda, 1972

Most kicking PAT, no misses, game

8	Sebastian Janikowski, at Den.; Oct. 24, 2010
7	Mike Mercer, vs. NYJ; Oct. 20, 1963
7	Mike Mercer, vs. Hou.O.; Dec. 22, 1963
7	George Blanda, vs. SD; Oct. 29, 1967
7	Errol Mann, vs. TB; Nov. 28, 1976
7	Sebastian Janikowski, vs. Car.; Dec. 24, 2000
7	Sebastian Janikowski, vs. Ten.; Sept. 29, 2002

Most 2-point conversions, career

2	Harvey Williams, 1994-98
	Rich Gannon, 1999-2004
	Jerry Porter, 2001-07
	Ronald Curry, 2002-08
1	15 tied

Most 2-point conversions, season

2	Jerry Porter, 2002
	Ronald Curry, 2007
1	19 tied

Most 2-point conversions, game

1	23 tied
---	---------

FIELD GOALS

Most seasons leading league

1	Jeff Jaeger, 1993
	Sebastian Janikowski, 2010

Most seasons leading team

14	Sebastian Janikowski, 2000-13
9	George Blanda, 1967-75
	Chris Bahr, 1980-88
7	Jeff Jaeger, 1989-95
3	Mike Mercer, 1963-65
	Errol Mann, 1976-78

Most consecutive seasons leading team

14	Sebastian Janikowski, 2000-13
9	George Blanda, 1967-75
	Chris Bahr, 1980-88
7	Jeff Jaeger, 1989-95
3	Mike Mercer, 1963-65
	Errol Mann, 1976-78

Most field goals attempted, career

432	Sebastian Janikowski, 2000-13
249	George Blanda, 1967-75
	Chris Bahr, 1980-88

204	Jeff Jaeger, 1989-95
64	Mike Mercer, 1963-66

Most field goals attempted, season

44	Jeff Jaeger, 1993
41	Sebastian Janikowski, 2010
37	George Blanda, 1969
	Chris Bahr, 1980
35	Sebastian Janikowski, 2011



K Chris Bahr

Most field goals attempted, game

6	Chris Bahr, at SD; Sept. 14, 1980
	Jeff Jaeger, vs. PhoC.; Dec. 10, 1989
	Sebastian Janikowski, at SD; Oct. 29, 2000
	Sebastian Janikowski, at Chi.; Oct. 5, 2003
	Sebastian Janikowski, at Ari.; Sept. 26, 2010
	Sebastian Janikowski, vs. Chi.; Nov. 27, 2011
	Sebastian Janikowski, vs. KC; Dec. 16, 2012
	Sebastian Janikowski, vs. Ten.; Nov. 24, 2013

Most field goals, career

345	Sebastian Janikowski, 2000-13
162	Chris Bahr, 1980-88
156	George Blanda, 1967-75
152	Jeff Jaeger, 1989-95
45	Cole Ford, 1995-97

Most field goals, season

35	Jeff Jaeger, 1993
33	Sebastian Janikowski, 2010
31	Sebastian Janikowski, 2011
	Sebastian Janikowski, 2012
29	Jeff Jaeger, 1991

Most field goals, rookie, season

32	Sebastian Janikowski, 2000
11	George Fleming, 1961
8	Cole Ford, 1995
4	Fred Steinfort, 1976

Most field goals, game

6	Sebastian Janikowski, vs. Chi.; Nov. 27, 2011
5	Jeff Jaeger, vs. Den.; Dec. 11, 1994
	Sebastian Janikowski, at SD; Oct. 29, 2000
	Sebastian Janikowski, at Chi.; Oct. 5, 2003
	Sebastian Janikowski, at Min.; Nov. 18, 2007
	Sebastian Janikowski, vs. KC; Dec. 16, 2012

Most field goals, quarter

4	Sebastian Janikowski, at Chi.; Oct. 5, 2003 (second quarter)
---	--

Most consecutive games, scoring field goals

16	Sebastian Janikowski, Sept. 10, 2000 – Sept. 30, 2001
	Sebastian Janikowski, Dec. 6, 2009 – Nov. 28, 2010
15	Jeff Jaeger, Dec. 30, 1990 – Dec. 8, 1991
	Jeff Jaeger, Sept. 5, 1993 – Jan. 2, 1994



INDIVIDUAL RECORDS

Jeff Jaeger, Oct. 16, 1994 – Nov. 12, 1995
 Sebastian Janikowski, Dec. 18, 2011 – Dec. 2, 2012

Most consecutive field goals

20 Sebastian Janikowski, Nov. 16, 2008 – Nov. 15, 2009
 19 Sebastian Janikowski, Dec. 24, 2011 – Oct. 21, 2012
 13 Sebastian Janikowski, Sept. 25-Nov. 20, 2011
 12 Chris Bahr, Dec. 23, 1985 – Oct. 5, 1986
 Jeff Jaeger, Sept. 8-Oct. 13, 1991
 Jeff Jaeger, Nov. 20, 1994 – Oct. 8, 1995

Longest field goal made

63 Sebastian Janikowski, at Den.; Sept. 12, 2011
 61 Sebastian Janikowski, at Cle.; Dec. 27, 2009
 59 Sebastian Janikowski, vs. Ind.; Dec. 26, 2010
 57 Sebastian Janikowski, vs. NYJ; Oct. 19, 2008
 Sebastian Janikowski, vs. KC; Dec. 16, 2012
 56 Sebastian Janikowski, at KC; Sept. 14, 2008
 55 Sebastian Janikowski, at Det.; Nov. 2, 2003
 Sebastian Janikowski, at Den.; Nov. 12, 2006
 Sebastian Janikowski, at Hou.; Oct. 9, 2011
 Sebastian Janikowski, at Cin.; Nov. 25, 2012

Longest field goal attempted

76 Sebastian Janikowski, vs. SD; Sept. 28, 2008
 66 Sebastian Janikowski, vs. Was.; Dec. 13, 2009
 65 Sebastian Janikowski, vs. Det.; Dec. 19, 2011
 64 Sebastian Janikowski, vs. Hou.; Nov. 4, 2007
 Sebastian Janikowski, vs. Jac.; Oct. 21, 2012
 63 Chris Bahr, vs. Cle.; Nov. 16, 1986
 Sebastian Janikowski, at Den.; Sept. 12, 2011
 61 Sebastian Janikowski, at SD; Dec. 4, 2005
 Sebastian Janikowski, at Cle.; Dec. 27, 2009
 Sebastian Janikowski, vs. Cle.; Dec. 2, 2012

Highest field-goal percentage, career (50 att.)

.799 Sebastian Janikowski, 2000-13 (345-432)
 .745 Jeff Jaeger, 1989-95 (152-204)
 .726 Cole Ford, 1995-97 (45-62)
 .651 Chris Bahr, 1980-85 (134-162)
 .627 George Blanda, 1967-75 (162-249)

Highest field-goal percentage, season (1 att. per game)

.912 Sebastian Janikowski, 2012 (31-34)
 .897 Sebastian Janikowski, 2009 (26-29)
 .893 Sebastian Janikowski, 2004 (25-28)
 .886 Sebastian Janikowski, 2011 (31-35)
 .880 Sebastian Janikowski, 2003 (22-25)

Most field goals, no misses, game

6 Sebastian Janikowski, vs. Chi.; Nov. 27, 2011
 5 Jeff Jaeger, vs. Den.; Dec. 11, 1994
 Sebastian Janikowski, at Min., Nov. 18, 2007
 4 Several times; last: S.Janikowski, at KC; Oct. 28, 2012

Most field goals, 50-or-more yards, career

45 Sebastian Janikowski, 2000-13
 13 Jeff Jaeger, 1989-95
 7 Chris Bahr, 1980-88
 1 George Fleming, 1961
 George Blanda, 1967-75
 Greg Davis, 1998
 Cole Ford, 1995-97
 Joe Nedney, 1999

Most field goals, 50-or-more yards, season

7 Sebastian Janikowski, 2011
 6 Sebastian Janikowski, 2007

Sebastian Janikowski, 2009
 Sebastian Janikowski, 2012
 4 Jeff Jaeger, 1993
 Sebastian Janikowski, 2010

Most field goals, 50-or-more yards, game

3 Sebastian Janikowski, at Hou.; Oct. 9, 2011
 2 Sebastian Janikowski, at Ten.; Oct. 28, 2007
 Sebastian Janikowski, vs. Ind.; Dec. 26, 2010
 1 Several times; last: S.Janikowski, vs. Ten.; Nov. 24, 2013

SAFETIES

Most safeties, career

3 Ted Hendricks, 1975-83
 2 Lyle Alzado, 1982-85
 Greg Townsend, 1983-97
 1 Several players

Most safeties, season

1 Several times; last: Rolando McClain, 2011

Most safeties, game

1 Several times; last: Rolando McClain, at GB; Dec. 11, 2011

RUSHING

Attempts, Rushing

Most seasons leading league

(None)

Most seasons leading team

8 Marcus Allen, 1982-88, 1990
 5 Clem Daniels, 1962-66
 Marv Hubbard, 1970-74
 Mark van Eeghen, 1976-80
 3 Napoleon Kaufman, 1996-98
 Tyrone Wheatley, 1999-2000, 2003



RB Marcus Allen

Most consecutive seasons leading team

7 Marcus Allen, 1982-88
 5 Clem Daniels, 1962-66
 Marv Hubbard, 1970-74
 Mark van Eeghen, 1976-80
 3 Napoleon Kaufman, 1996-98

Most attempts, career

2,090 Marcus Allen, 1982-92
 1,475 Mark van Eeghen, 1974-81
 1,133 Clem Daniels, 1961-67
 978 Napoleon Kaufman, 1995-2000
 964 Pete Banaszak, 1966-78

Most attempts, season

380 Marcus Allen, 1985
 324 Mark van Eeghen, 1977
 282 Harvey Williams, 1994



INDIVIDUAL RECORDS

275	Marcus Allen, 1984
272	Napoleon Kaufman, 1997
	LaMont Jordan, 2005

Most attempts, rookie, season

172	Arthur Whittington, 1978
160	Marcus Allen, 1982
156	Greg Robinson, 1993
142	Napoleon McCallum, 1986
113	Darren McFadden, 2008
95	Charlie Smith, 1968
	Michael Bush, 2008

Most attempts, game

36	Mark van Eeghen, at NYJ; Oct. 23, 1977
33	Marcus Allen, at GB; Sept. 13, 1987
	Justin Fargas, vs. Den.; Dec. 2, 2007
32	Tyrone Wheatley, vs. Min.; Nov. 16, 2003
31	Clem Daniels, at KC; Nov. 8, 1963
	Marcus Allen, vs. Cin.; Nov. 17, 1985
	Napoleon Kaufman, vs. Cin.; Oct. 25, 1998
30	Marcus Allen, vs. SD; Oct. 28, 1985
	Darren McFadden, vs. StL.; Sept. 19, 2010
	Michael Bush, at SD; Nov. 10, 2011
	Michael Bush, at Min.; Nov. 20, 2011
	Darren McFadden, vs. KC; Dec. 15, 2012

Yards Gained, Rushing

Most seasons leading league

1	Clem Daniels, 1963
	Marcus Allen, 1985

Most seasons leading team

7	Marcus Allen, 1982-88
6	Clem Daniels, 1962-67
5	Mark van Eeghen, 1976-80
4	Marv Hubbard, 1971-74
3	Napoleon Kaufman, 1996-98
	Tyrone Wheatley, 1999-2000, 2003
	Justin Fargas, 2006-08

Most consecutive seasons leading team

7	Marcus Allen, 1982-88
6	Clem Daniels, 1962-67
5	Mark van Eeghen, 1976-80
4	Marv Hubbard, 1971-74
3	Napoleon Kaufman, 1996-98
	Justin Fargas, 2006-08

Most yards rushing, career

8,545	Marcus Allen, 1982-92
5,907	Mark van Eeghen, 1974-81
5,103	Clem Daniels, 1961-67
4,792	Napoleon Kaufman, 1995-2000
4,394	Marv Hubbard, 1969-75

Most seasons, 1,000-or-more yards rushing

3	Mark van Eeghen, 1976-78
	Marcus Allen, 1983-85
1	Clem Daniels, 1963
	Marv Hubbard, 1972
	Harvey Williams, 1995
	Napoleon Kaufman, 1997
	Tyrone Wheatley, 2000
	LaMont Jordan, 2005
	Justin Fargas, 2007
	Darren McFadden, 2010

Most consecutive seasons, 1,000-or-more yards rushing

3	Mark van Eeghen, 1976-78
	Marcus Allen, 1983-85

Most yards rushing, season

1,759	Marcus Allen, 1985
1,294	Napoleon Kaufman, 1997
1,273	Mark van Eeghen, 1977
1,168	Marcus Allen, 1984
1,157	Darren McFadden, 2010
1,114	Harvey Williams, 1995
1,100	Marv Hubbard, 1972
1,099	Clem Daniels, 1963
1,080	Mark van Eeghen, 1978
1,046	Tyrone Wheatley, 2000
1,025	LaMont Jordan, 2005
1,014	Marcus Allen, 1983
1,012	Mark van Eeghen, 1976
1,009	Justin Fargas, 2007

Most yards rushing, rookie, season

697	Marcus Allen, 1982
661	Arthur Whittington, 1978
591	Greg Robinson, 1993
554	Bo Jackson, 1987
536	Napoleon McCallum, 1986
504	Charlie Smith, 1968
499	Darren McFadden, 2008



RB Napoleon Kaufman

Most yards rushing, game

227	Napoleon Kaufman, vs. Den.; Oct. 19, 1997
221	Bo Jackson, at Sea.; Nov. 30, 1987
200	Clem Daniels, vs. NYJ; Oct. 20, 1963
187	Clem Daniels, at HouO.; Dec. 9, 1962
187	Hewitt Dixon, at HouO.; Sept. 29, 1968
179	Justin Fargas, at Mia.; Sept. 30, 2007
177	Michael Bush, at TB; Dec. 28, 2008
173	Marcus Allen, vs. Den.; Nov. 24, 1985
171	Darren McFadden, vs. NYJ; Sept. 25, 2011
167	Clem Daniels, vs. Den.; Oct. 25, 1964

Most yards rushing, rookie, game

221	Bo Jackson, at Sea.; Nov. 30, 1987
177	Michael Bush, at TB; Dec. 28, 2008
164	Darren McFadden, at KC; Sept. 14, 2008
156	Marcus Allen, vs. Sea.; Dec. 5, 1982
134	Arthur Whittington, at KC; Nov. 5, 1978
126	Marcus Allen, at SD; Jan. 2, 1983
118	Charlie Smith, at Cin.; Nov. 24, 1968
116	Marcus Allen, at SF; Sept. 12, 1982

Most games, 100-or-more yards rushing, career

22	Marcus Allen, 1982-92
15	Clem Daniels, 1961-67
14	Napoleon Kaufman, 1995-2000
13	Darren McFadden, 2008-13
10	Marv Hubbard, 1969-75

Most games, 100-or-more yards rushing, season

11	Marcus Allen, 1985
6	Napoleon Kaufman, 1997



INDIVIDUAL RECORDS

- 4 Darren McFadden, 2010
 Clem Daniels, 1963
 Bo Jackson, 1989
 Napoleon Kaufman, 1998

Most consecutive games, 100-or-more yards rushing

- 11 Marcus Allen, Oct. 6-Dec. 23, 1985
 3 Marv Hubbard, Oct. 27-Nov. 10, 1974
 Bo Jackson, Oct. 29-Nov. 12, 1989
 Bo Jackson, Dec. 2-16, 1990
 Napoleon Kaufman, Sept. 14-28, 1997



RB Bo Jackson

Longest run from scrimmage

- 93 Terrelle Pryor, vs. Pit.; Oct. 27, 2013
 92 Bo Jackson, vs. Cin.; Nov. 5, 1989
 91 Bo Jackson, at Sea.; Nov. 30, 1987
 89 Kenny King, vs. SD; Oct. 12, 1980
 88 Bo Jackson, vs. Cin.; Dec. 16, 1990 (no TD)
 87 Jack Larscheid, vs. Bos.; Oct. 16, 1960
 83 Napoleon Kaufman, vs. Den.; Oct. 19, 1997
 Tony Teresa, vs. Buf.; Nov. 13, 1960
 80 Napoleon Kaufman, vs. NYG; Sept. 13, 1998
 Tyrone Wheatley, vs. Sea.; Oct. 22, 2000
 Rashad Jennings, at Hou.; Nov. 17, 2013

Average Gain, Rushing

Highest average gain, career (750 att.)

- 4.90 Napoleon Kaufman, 1995-2000 (978-4,792)
 4.81 Marv Hubbard, 1969-75 (913-4,394)
 4.53 Clarence Davis, 1971-78 (804-3,640)
 4.50 Clem Daniels, 1961-67 (1,133-5,103)
 4.20 Darren McFadden, 2008-13 (883-3,713)

Highest average gain, season (75 att.)

- 6.9 Terrelle Pryor, 2013 (83-576)
 6.8 Bo Jackson, 1987 (81-554)
 5.9 Rich Gannon, 2000 (89-529)
 5.8 Napoleon Kaufman, 1996 (150-874)
 5.6 Bo Jackson, 1990 (125-698)
 5.5 Bo Jackson, 1989 (173-950)

Highest average gain, game (10 att.)

- 12.3 Bo Jackson, at Sea.; Nov. 30, 1987 (18-221)
 12.2 Bo Jackson, vs. Cin.; Nov. 5, 1989 (13-159)
 11.8 Tony Teresa, vs. Buf.; Nov. 13, 1960 (12-141)
 11.5 Kenny King, vs. SD; Oct. 12, 1980 (12-138)
 11.0 Marv Hubbard, at Hou.O.; Dec. 2, 1973 (11-121)

Touchdowns, Rushing

Most seasons leading league

- 1 Pete Banaszak, 1975
 Marcus Allen, 1982

Most seasons leading team

- 8 Marcus Allen, 1982-88, 1990
 4 Charlie Smith, 1968-72
 Pete Banaszak, 1971, 1974-76
 Mark van Eeghen, 1977-80
 3 Clem Daniels, 1962, 1965-66
 Harvey Williams, 1994-95, 1998
 Tyrone Wheatley, 1999-2000, 2004
 Zack Crockett, 2001-03
 Michael Bush, 2009-11

Most consecutive seasons leading team

- 7 Marcus Allen, 1982-88
 4 Charlie Smith, 1968-72
 Mark van Eeghen, 1977-80
 3 Pete Banaszak, 1974-76
 Zack Crockett, 2001-03
 Michael Bush, 2009-11

Most rushing touchdowns, career

- 79 Marcus Allen, 1982-92
 47 Pete Banaszak, 1966-78
 35 Mark van Eeghen, 1974-81
 Zack Crockett, 1999-2006
 32 Tyrone Wheatley, 1999-2004
 30 Clem Daniels, 1961-67

Most rushing touchdowns, season

- 16 Pete Banaszak, 1975
 13 Marcus Allen, 1984
 12 Marcus Allen, 1990
 11 Marcus Allen, 1982
 Marcus Allen, 1985

Most rushing touchdowns, rookie, season

- 11 Marcus Allen, 1982
 7 Arthur Whittington, 1978
 6 J.D. Smith, 1960
 5 Charlie Smith, 1968
 4 Bo Jackson, 1987
 Darren McFadden, 2008

Most rushing touchdowns, game

- 3 Tony Teresa, at BosP.; Nov. 4, 1960
 Clem Daniels, vs. HouO.; Nov. 6, 1966
 Pete Banaszak, at Was.; Nov. 23, 1975
 Pete Banaszak, vs. KC; Dec. 21, 1975
 Mark van Eeghen, vs. Atl.; Oct. 14, 1979
 Booker Russell, vs. SD; Oct. 25, 1979
 Marcus Allen, vs. LARm.; Dec. 18, 1982
 Marcus Allen, vs. SD; Sept. 24, 1984
 Marcus Allen, at Mia.; Dec. 2, 1984
 Marcus Allen, vs. SD; Oct. 28, 1985
 Marcus Allen, vs. KC; Nov. 25, 1990
 Rich Gannon, at Ind.; Sept. 10, 2000
 LaMont Jordan, vs. Buf.; Oct. 23, 2005
 Daunte Culpepper, at Mia.; Sept. 30, 2007
 Darren McFadden, at Den.; Oct. 24, 2010

Most consecutive games, rushing for touchdowns

- 5 Charlie Smith, Nov. 12-Dec. 11, 1972
 Mark van Eeghen, Oct. 29-Nov. 26, 1978
 Marcus Allen, Oct. 30-Nov. 27, 1983
 4 Clem Daniels, Dec. 2, 1962 – Sept. 7, 1963
 Hewitt Dixon, Dec. 10, 1967 – Sept. 15, 1968
 Art Whittington, Sept. 17-Oct. 8, 1978
 Harvey Williams, Sept. 17-Oct. 8, 1995
 Zack Crockett, Nov. 5-26, 2000



INDIVIDUAL RECORDS

PASSING

Passer Rating *(current rating system implemented in 1973)*

Most seasons leading league

- 1 Tom Flores, 1960
Ken Stabler, 1976

Highest passer rating, career (800 att.)

- 91.2 Rich Gannon, 1999-2004
- 83.5 Carson Palmer, 2011-12
- 82.1 Jeff Hostetler, 1993-96
- 80.2 Ken Stabler, 1970-79
- 76.1 Kerry Collins, 2004-05

Highest passer rating, season (200 att.)

- 103.4 Ken Stabler, 1976
- 97.3 Rich Gannon, 2002
- 95.5 Rich Gannon, 2001
- 94.9 Ken Stabler, 1974
- 92.4 Rich Gannon, 2000

Highest passer rating, game (12 att.)

- 158.2 Jay Schroeder, vs. Sea.; Nov. 17, 1991
- 149.3 Jay Schroeder, at Min.; Dec. 22, 1990
- 148.3 Rich Gannon, vs. SD; Nov. 14, 1999
- 147.7 Ken Stabler, at Chi.; Nov. 7, 1976
- 145.8 Daryle Lamonica, at Mia.; Sept. 21, 1968

Attempts

Most seasons leading league

- 1 Daryle Lamonica, 1969
Rich Gannon, 2002

Most seasons leading team

- 7 Ken Stabler, 1973-79
- 6 Daryle Lamonica, 1967-72
- 5 Tom Flores, 1960-61, 1963, 1965-66
Rich Gannon, 1999-03
- 4 Jim Plunkett, 1980, 1982-83, 1986
Marc Wilson, 1981, 1984-85, 1987
Jay Schroeder, 1988, 1990-92
Jeff Hostetler, 1993-96



QB Ken Stabler

Most consecutive seasons leading team

- 7 Ken Stabler, 1973-79
- 6 Daryle Lamonica, 1967-72
- 5 Rich Gannon, 1999-03
- 4 Jeff Hostetler, 1993-96
- 3 Jay Schroeder, 1990-92

Most passes attempted, career

- 2,481 Ken Stabler, 1970-79
- 2,448 Rich Gannon, 1999-2004
- 2,248 Daryle Lamonica, 1967-74
- 1,707 Jim Plunkett, 1979-86
- 1,666 Marc Wilson, 1980-87

Most passes attempted, season

- 618 Rich Gannon, 2002
- 565 Kerry Collins, 2005
- Carson Palmer, 2012

- 549 Rich Gannon, 2001
- 521 Jeff George, 1997

Most passes attempted, rookie, season

- 211 Matt McGloin, 2013
- 66 JaMarcus Russell, 2007
- 40 Todd Marinovich, 1991
- 38 David Humm, 1975
- 35 Chon Gallegos, 1962

Most passes attempted, game

- 64 Rich Gannon, at Pit.; Sept. 15, 2002
- 61 Carson Palmer, vs. TB; Nov. 4, 2012
- 59 Todd Marinovich, vs. Cle.; Sept. 20, 1992
- 55 Rich Gannon, at KC; Oct. 27, 2002
- 54 Carson Palmer, vs. Cle.; Dec. 2, 2012
- 53 Rich Gannon, at Den.; Nov. 13, 2000
- 52 Jim Plunkett, vs. KC; Oct. 5, 1980
Jay Schroeder, at Sea.; Oct. 13, 1991
- 51 Rich Gannon, vs. NYJ; Oct. 24, 1999
- 50 Rich Gannon, vs. Ten.; Dec. 22, 2001
Kerry Collins, vs. Den.; Nov. 13, 2005

Completions

Most seasons leading league

- 1 Daryle Lamonica, 1969
Rich Gannon, 2002

Most seasons leading team

- 7 Ken Stabler, 1973-79
- 6 Daryle Lamonica, 1967-72
- 5 Tom Flores, 1960-61, 1963, 1965-66
Rich Gannon, 1999-03
- 4 Jim Plunkett, 1980, 1982-83, 1986
Marc Wilson, 1981, 1984-85, 1987
Jay Schroeder, 1988, 1990-92
Jeff Hostetler, 1993-96

Most consecutive seasons leading team

- 7 Ken Stabler, 1973-79
- 6 Daryle Lamonica, 1967-72
- 5 Rich Gannon, 1999-03
- 4 Jeff Hostetler, 1993-96
- 3 Jay Schroeder, 1990-92

Most passes completed, career

- 1,533 Rich Gannon, 1999-2004
- 1,486 Ken Stabler, 1970-79
- 1,138 Daryle Lamonica, 1967-74
- 960 Jim Plunkett, 1979-86
- 913 Jeff Hostetler, 1993-96

Most passes completed, season

- 418 Rich Gannon, 2002
- 361 Rich Gannon, 2001
- 345 Carson Palmer, 2012
- 304 Rich Gannon, 1999
Ken Stabler, 1979
- 302 Kerry Collins, 2005

Most passes completed, rookie, season

- 118 Matt McGloin, 2013
- 36 JaMarcus Russell, 2007
- 23 Todd Marinovich, 1991
- 18 Chon Gallegos, 1962
David Humm, 1975

Most passes completed, game

- 43 Rich Gannon, at Pit.; Sept. 15, 2002
- 39 Carson Palmer, vs. TB; Nov. 4, 2012
- 35 Rich Gannon, at Den.; Dec. 30, 2001
Rich Gannon, vs. SD; Oct. 20, 2002
Rich Gannon, at KC; Oct. 27, 2002



INDIVIDUAL RECORDS

Completion Percentage

Most seasons leading league

- 2 Ken Stabler, 1973, 1976
- 1 Tom Flores, 1960

Highest completion percentage, career (500 att.)

- 62.6 Rich Gannon, 1999-2004 (1,533-2,448)
- 60.9 Carson Palmer, 2011-12 (544-893)
- 59.9 Ken Stabler, 1970-79 (1,486-2,481)
- 58.5 Jeff Hostetler, 1993-96 (913-1,562)
- 56.2 Jim Plunkett, 1979-86 (960-1,707)

Highest completion percentage, season (140 att.)

- 67.6 Rich Gannon, 2002 (418-618)
- 66.7 Ken Stabler, 1976 (194-291)
- 65.8 Rich Gannon, 2001 (361-549)
- 62.7 Ken Stabler, 1973 (163-260)
- 61.1 Carson Palmer, 2012 (345-565)

Highest completion percentage, rookie, season

- 57.5 Todd Marinovich, 1991
- 55.9 Matt McGloin, 2013
- 54.5 JaMarcus Russell, 2007
- 51.4 Chon Gallegos, 1962
- 47.4 David Humm, 1975

Highest completion percentage, game (20 att.)

- 89.5 Rich Gannon, at Den.; Nov. 11, 2002 (34-38)
- 86.2 Ken Stabler, at BalC.; Oct. 28, 1973 (25-29)
- 85.2 Jeff Hostetler, vs. Min.; Sept. 5, 1993 (23-27)
- 84.8 Rich Gannon, at KC; Oct. 15, 2000 (28-33)
- 83.3 Ken Stabler, vs. Det.; Nov. 10, 1974 (20-24)
- 81.3 Rich Gannon, vs. Car.; Dec. 24, 2000 (26-32)
- 80.0 Ken Stabler, at Den.; Oct. 17, 1976 (16-20)
- Ken Stabler, vs. Cin.; Dec. 6, 1976 (16-20)
- Carson Palmer, vs. Det.; Dec. 18, 2011 (32-40)

Yards Passing

Most seasons leading league

- 1 Daryle Lamonica, 1969
- Jeff George, 1997

Most seasons leading team

- 7 Ken Stabler, 1973-79
- 6 Daryle Lamonica, 1967-72
- 5 Tom Flores, 1960-61, 1963, 1965-66
- Rich Gannon, 1999-03
- 4 Jim Plunkett, 1980, 1982-83, 1986
- Marc Wilson, 1981, 1984-85, 1987
- Jay Schroeder, 1988, 1990-92
- Jeff Hostetler, 1993-96

Most consecutive seasons leading team

- 7 Ken Stabler, 1973-79
- 6 Daryle Lamonica, 1967-72
- 5 Rich Gannon, 1999-03
- 4 Jeff Hostetler, 1993-96
- 3 Jay Schroeder, 1990-92

Most yards passing, career

- 19,078 Ken Stabler, 1970-79
- 17,585 Rich Gannon, 1999-2004
- 16,655 Daryle Lamonica, 1967-74
- 12,665 Jim Plunkett, 1979-86
- 11,760 Marc Wilson, 1980-87
- 11,635 Tom Flores, 1960-66
- 11,122 Jeff Hostetler, 1993-96
- 10,276 Jay Schroeder, 1988-92

Most seasons, 3,000-or-more yards passing

- 4 Rich Gannon, 1999-2002
- 3 Daryle Lamonica, 1967-69
- 2 Jeff Hostetler, 1993-94

- 2 Kerry Collins, 2004-05
- 1 Ken Stabler, 1979
- Jeff George, 1997
- Carson Palmer, 2012



QB Rich Gannon

Most consecutive seasons, 3,000-or-more yards passing

- 4 Rich Gannon, 1999-2002
- 3 Daryle Lamonica, 1967-69
- 2 Jeff Hostetler, 1993-94
- 2 Kerry Collins, 2004-05

Most yards passing, season

- 4,689 Rich Gannon, 2002
- 4,018 Carson Palmer, 2012
- 3,917 Jeff George, 1997
- 3,840 Rich Gannon, 1999
- 3,828 Rich Gannon, 2001
- 3,759 Kerry Collins, 2005
- 3,615 Ken Stabler, 1979
- 3,495 Kerry Collins, 2004
- 3,430 Rich Gannon, 2000
- 3,334 Jeff Hostetler, 1994
- 3,302 Daryle Lamonica, 1969
- 3,245 Daryle Lamonica, 1968
- 3,242 Jeff Hostetler, 1993
- 3,228 Daryle Lamonica, 1967

Most yards passing, rookie, season

- 1,547 Matt McGloin, 2013
- 373 JaMarcus Russell, 2007
- 298 Chon Gallegos, 1962
- 246 David Humm, 1975
- 243 Todd Marinovich, 1991

Most yards passing, game

- 427 Cotton Davidson, vs. Den.; Oct. 25, 1964
- 424 Jeff Hostetler, vs. SD; Oct. 31, 1993
- 417 Carson Palmer, vs. SD; Jan. 1, 2012
- 414 Carson Palmer, vs. TB; Nov. 4, 2012
- 407 Tom Flores, vs. HouO.; Dec. 22, 1963
- 403 Rich Gannon, at Pit.; Sept. 15, 2002

Most games, 300-or-more yards passing, career

- 20 Rich Gannon, 1999-2004
- 11 Daryle Lamonica, 1967-74
- 10 Jim Plunkett, 1979-86
- Carson Palmer, 2011-12
- 8 Ken Stabler, 1970-79
- Marc Wilson, 1980-87

Most games, 300-or-more yards passing, season

- 10 Rich Gannon, 2002
- 6 Carson Palmer, 2012
- 5 Daryle Lamonica, 1968
- 4 Cotton Davidson, 1964
- Jeff Hostetler, 1994
- Rich Gannon, 2001
- Kerry Collins, 2004
- Carson Palmer, 2011



INDIVIDUAL RECORDS

Most consecutive games, 300-or-more yards passing

6	Rich Gannon, Sept. 15-Oct. 27, 2002
3	Cotton Davidson, Oct. 16-Nov. 1, 1964 Daryle Lamonica, Nov. 3-24, 1968 Rich Gannon, Nov. 24-Dec. 8, 2002 Carson Palmer, Nov. 4-18, 2012

Longest pass completion

99	Jim Plunkett (to Cliff Branch), at Was.; Oct. 2, 1983
94	George Blanda (to Warren Wells), vs. Den.; Nov. 10, 1968
93	Tom Flores (to Dobie Craig), vs. NYJ; Oct. 20, 1963
92	Marc Wilson (to Marcus Allen), vs. Sea.; Oct. 7, 1984 (no TD)
90	Cotton Davidson (to Dick Dorsey), at SD; Dec. 2, 1962
88	Ken Stabler (to Cliff Branch), vs. GB; Oct. 24, 1976
86	Jim Plunkett (to Cliff Branch), at Phi.; Nov. 23, 1980 JaMarcus Russell (to Zach Miller), vs. Phi.; Oct. 18, 2009
85	Tom Flores (to Charley Fuller), at Buf.; Nov. 5, 1961 Jay Schroeder (to Mervyn Fernandez), at NO; Oct. 23, 1988

Average Gain, Passing

Most seasons leading league

1	Ken Stabler, 1976 Jay Schroeder, 1990
---	--

Highest average gain, career (800 att.)

7.69	Ken Stabler, 1970-79
7.58	Carson Palmer, 2011-12
7.42	Jim Plunkett, 1979-86
7.41	Daryle Lamonica, 1967-74
7.37	Jay Schroeder, 1988-92

Highest average gain, season (200 att.)

9.41	Ken Stabler, 1976
8.62	Tom Flores, 1966
8.53	Jay Schroeder, 1990
8.51	Tom Flores, 1963
8.39	Carson Palmer, 2011

Highest average gain, game (20 att.)

14.95	Carson Palmer, at SD; Nov. 10, 2011
14.33	Daryle Lamonica, at Mia.; Sept. 21, 1968
14.03	Tom Flores, vs. Hou.O.; Dec. 22, 1963
13.25	Jeff Hostetler, vs. SD; Oct. 31, 1993
13.04	Ken Stabler, at Den.; Oct. 22, 1973
13.04	Ken Stabler, at SD; Oct. 10, 1976
13.00	Jeff George, at Atl.; Sept. 14, 1997
12.95	Tom Flores, vs. Den.; Dec. 15, 1963

Touchdown Passes

Most seasons leading league

2	Daryle Lamonica, 1967, 1969 Ken Stabler, 1974, 1976
---	--

Most touchdown passes, career

150	Ken Stabler, 1970-79
148	Daryle Lamonica, 1967-74
114	Rich Gannon, 1999-2004
92	Tom Flores, 1960-66
80	Jim Plunkett, 1979-86

Most touchdown passes, season

34	Daryle Lamonica, 1969
----	-----------------------

30	Daryle Lamonica, 1967, 1969
29	Jeff George, 1997
28	Rich Gannon, 2000
27	Ken Stabler, 1976 Rich Gannon, 2001

Most touchdown passes, rookie, season

8	Matt McGloin, 2013
3	David Humm, 1975 Todd Marinovich, 1991
2	Chon Gallegos, 1962 JaMarcus Russell, 2007

Most touchdown passes, game

6	Tom Flores, vs. Hou.O.; Dec. 22, 1963 Daryle Lamonica, vs. Buf.; Oct. 19, 1969
5	Tom Flores, vs. Den.; Dec. 15, 1963 Cotton Davidson, vs. Den.; Oct. 25, 1964 Marc Wilson, at SD; Oct. 21, 1984 Rich Gannon, vs. Car.; Dec. 24, 2000 Kerry Collins, vs. Ten.; Dec. 19, 2004

Most games, four-or-more TD passes, career

7	Daryle Lamonica, 1967-74
6	Ken Stabler, 1970-79
5	Rich Gannon, 1999-2004
3	Jeff Hostetler, 1993-96
2	Tom Flores, 1960-66 Marc Wilson, 1980-87 Kerry Collins, 2004-05

Most games, four-or-more TD passes, season

2	Tom Flores, 1963 Daryle Lamonica, 1967 Daryle Lamonica, 1968 Daryle Lamonica, 1969 Ken Stabler, 1974 Ken Stabler, 1975 Rich Gannon, 2000 Kerry Collins, 2004
---	---

Most consecutive games, four-or-more TD passes

2	Tom Flores, Dec. 15-22, 1963
---	------------------------------

Most consecutive games, TD pass

25	Daryle Lamonica, Dec. 8, 1968 – Nov. 15, 1970
19	Rich Gannon, Nov. 5, 2001 – Nov. 11, 2002
15	Ken Stabler, Dec. 14, 1975 – Sept. 18, 1977
12	Daryle Lamonica, Dec. 17, 1967 – Nov. 24, 1968 Ken Stabler, Sept. 30-Dec. 16, 1979



QB Daryle Lamonica

Had Intercepted

Most passes had intercepted, career

143	Ken Stabler, 1970-79
115	Daryle Lamonica, 1967-74
86	Marc Wilson, 1980-87



INDIVIDUAL RECORDS

83 Tom Flores, 1960-66

81 Jim Plunkett, 1979-86

Most passes had intercepted, season

30 Ken Stabler, 1978

25 Daryle Lamonica, 1969

24 Ken Stabler, 1975

23 Cotton Davidson, 1962

22 Ken Stabler, 1979

Fewest passes had intercepted, season (200 att.)

4 Rich Gannon, 2003 (225 attempts)

5 Rick Mirer, 2003 (221 attempts)

7 Steve Beuerlein, 1988 (238 attempts)

8 Marc Wilson, 1987 (266 attempts)

JaMarcus Russell, 2008 (368 attempts)

Jason Campbell, 2010 (329 attempts)

Matt McGloin, 2013 (211 attempts)

Most passes had intercepted, game

7 Ken Stabler, vs. Den.; Oct. 16, 1977

6 Cotton Davidson, at SD; Nov. 1, 1964

Donald Hollas, vs. Mia.; Dec. 6, 1998

5 Daryle Lamonica, at Cin.; Nov. 2, 1969

Ken Stabler, at Mia.; Dec. 10, 1978

Ken Stabler, at NYJ; Oct. 21, 1979

Jim Plunkett, vs. KC; Oct. 5, 1980

Most attempts, no interceptions, game

48 Kerry Collins, vs. NYG; Dec. 31, 2005

46 Carson Palmer, vs. SD; Sept. 10, 2012

44 Jeff George, vs. NYG; Sept. 13, 1998

42 Jim Plunkett, vs. Den.; Nov. 13, 1983

Jeff George, vs. SD; Oct. 5, 1997

Rich Gannon, vs. NYJ; Dec. 2, 2002

Kerry Collins, at Phi.; Sept. 25, 2005

Lowest Percentage, Passes Had Intercepted

Most seasons leading league

2 Daryle Lamonica, 1967-68

1 Tom Flores, 1965

Lowest percentage, career (800 att.)

2.04 Rich Gannon, 1999-2004 (50 int., 2,448 att.)

2.97 Kerry Collins, 2004-05 (32 int., 1,078 att.)

3.14 Jeff Hostetler, 1993-96 (49 int., 1,562 att.)

3.36 Carson Palmer, 2011-12 (30 int., 893 att.)

4.45 Jay Schroeder, 1988-92 (62 int., 1,394)

Lowest percentage, season (200 att.)

1.62 Rich Gannon, 2002 (10 int., 618 att.)

1.64 Rich Gannon, 2001 (9 int., 549 att.)

1.73 Jeff George, 1997 (9 int., 521 att.)

1.78 Rich Gannon, 2003 (4 int., 225 att.)

2.12 Kerry Collins, 2005 (12 int., 565 att.)

Times Sacked (since 1963: sack became official in 1982)

Most times sacked, career

189 Ken Stabler, 1970-79

178 Jim Plunkett, 1979-86

171 Marc Wilson, 1980-87

162 Rich Gannon, 1999-2004

133 Jeff Hostetler, 1993-96

Most times sacked, season

58 Jeff George, 1997

49 Rich Gannon, 1999

46 Andrew Walter, 2006

42 Jim Plunkett, 1983

41 Jeff Hostetler, 1994

Most times sacked, game

10 Jeff George, at KC; Sept. 6, 1998

9 Steve Beuerlein, vs. LARm.; Sept. 18, 1988

Andrew Walter, at Sea.; Nov. 6, 2006

Terrelle Pryor, at KC; Oct. 13, 2013

8 Jim Plunkett, at Phi.; Nov. 23, 1980

Jim Plunkett, at Sea.; Oct. 16, 1983

Marc Wilson, vs. SD; Sept. 28, 1986

Marc Wilson, vs. Chi.; Dec. 27, 1987

Donald Hollas, vs. Mia.; Dec. 6, 1998

PASS RECEIVING

Most seasons leading league, receptions

2 Todd Christensen, 1983, 1986

1 Fred Biletnikoff, 1971

Tim Brown, 1997

Most seasons leading team, receptions

11 Tim Brown, 1988, 1992-2001

6 Fred Biletnikoff, 1968-73

5 Todd Christensen, 1982-86

4 Art Powell, 1963-66

3 Cliff Branch, 1974-75, 1979

Dave Casper, 1976-78

Zach Miller, 2008-10

Most consecutive seasons leading team, receptions

10 Tim Brown, 1992-2001

6 Fred Biletnikoff, 1968-73

5 Todd Christensen, 1982-86

4 Art Powell, 1963-66

3 Dave Casper, 1976-78

Zach Miller, 2008-10

Most receptions, career

1,070 Tim Brown, 1988-2003

589 Fred Biletnikoff, 1965-78

501 Cliff Branch, 1972-84

461 Todd Christensen, 1981-88

446 Marcus Allen, 1982-92

Most seasons, 50-or-more receptions

11 Tim Brown, 1993-2003

4 Art Powell, 1963-66

Fred Biletnikoff, 1968-69, 1971-72

Marcus Allen, 1983-85, 1987

Todd Christensen, 1983-86



WR Tim Brown

Most receptions, season

104 Tim Brown, 1997

95 Todd Christensen, 1986

92 Todd Christensen, 1983

Jerry Rice, 2002

91 Tim Brown, 2001

Charlie Garner, 2002

90 Tim Brown, 1996

Tim Brown, 1999



INDIVIDUAL RECORDS

Most receptions, rookie, season

44	Zach Miller, 2007
43	Tim Brown, 1988
42	Raymond Chester, 1970
39	Rod Streater, 2012
38	Marcus Allen, 1982
	Mychal Rivera, 2013
34	Rickey Dudley, 1996
	Louis Murphy, 2009

Most receptions, game

14	Tim Brown, vs. Jac.; Dec. 21, 1997
	Brandon Myers, vs. Cle.; Dec. 2, 2012
13	Tim Brown, at KC; Oct. 27, 2002
	Darren McFadden, vs. SD; Sept. 10, 2012
12	Tim Brown, vs. Dal.; Nov. 19, 1995
	Dave Casper, at NE; Oct. 3, 1976

Receiving Yards

Most seasons leading league

1	Art Powell, 1963
	Warren Wells, 1969
	Cliff Branch, 1974

Most seasons leading team

10	Tim Brown, 1992-2001
6	Cliff Branch, 1974-76, 1979-80, 1982
4	Art Powell, 1963-66
	Todd Christensen, 1983-86
3	Fred Biletnikoff, 1967, 1971-72
	Warren Wells, 1968-70
	Mervyn Fernandez, 1988-89, 1991
	Zach Miller, 2008-10

Most consecutive seasons leading team

10	Tim Brown, 1992-2001
4	Art Powell, 1963-66
	Todd Christensen, 1983-86
3	Warren Wells, 1968-70
	Zach Miller, 2008-10

Most yards receiving, career

14,734	Tim Brown, 1988-2003
8,974	Fred Biletnikoff, 1965-78
8,685	Cliff Branch, 1972-84
5,872	Todd Christensen, 1981-88
4,491	Art Powell, 1963-66

Most seasons, 1,000-or-more yards receiving

9	Tim Brown, 1993-2001
3	Art Powell, 1963-64, 1966
	Todd Christensen, 1983-84, 1986
2	Warren Wells, 1968-69
	Cliff Branch, 1974, 1976
	Todd Christensen, 1983-84
	Jerry Rice, 2001-02

Most yards receiving, season

1,408	Tim Brown, 1997
1,361	Art Powell, 1964
1,344	Tim Brown, 1999
1,342	Tim Brown, 1995
1,309	Tim Brown, 1994
1,304	Art Powell, 1963
1,260	Warren Wells, 1969
1,247	Todd Christensen, 1983
1,211	Jerry Rice, 2002

Most yards receiving, rookie, season

771	James Jett, 1993
725	Tim Brown, 1988
665	Jessie Hester, 1985

618	Denarius Moore, 2011
584	Rod Streater, 2012
556	Raymond Chester, 1970

Most yards receiving, game

247	Art Powell, vs. Hou.O.; Dec. 22, 1963
206	Art Powell, at Bos.P.; Oct. 8, 1965
198	Warren Wells, vs. Den.; Oct. 11, 1970
193	Jessie Hester, vs. Phi.; Nov. 30, 1986
190	Tim Brown, vs. NYJ; Oct. 24, 1999
183	Tim Brown, at Buf.; Dec. 5, 1993
181	Art Powell, at Hou.O.; Sept. 7, 1963

Most games, 200-or-more yards receiving, career

2	Art Powell, 1963-66
---	---------------------

Most games, 100-or-more yards receiving, career

43	Tim Brown, 1988-2003
22	Cliff Branch, 1972-85
21	Fred Biletnikoff, 1965-78
18	Art Powell, 1963-66
14	Warren Wells, 1967-70
	Todd Christensen, 1979-88

Most games, 100-or-more yards receiving, season

7	Art Powell, 1964
	Warren Wells, 1968
	Tim Brown, 1997
6	Cliff Branch, 1976
	Tim Brown, 1995

Most consecutive games, 100-or-more yards receiving

3	Art Powell, Oct. 10-25, 1964
	Warren Wells, Oct. 27-Nov. 10, 1968
	Cliff Branch, Nov. 3-17, 1974
	Cliff Branch, Oct. 24-Nov. 7, 1976
	Tim Brown, Oct. 24-Nov. 14, 1999

Longest pass reception

99	Cliff Branch (from Jim Plunkett), at Was.; Oct. 2, 1983
94	Warren Wells (from George Blanda), vs. Den.; Nov. 10, 1968
93	Dobie Craig (from Tom Flores), vs. NYJ; Oct. 20, 1963
92	Marcus Allen (from Marc Wilson), vs. Sea.; Oct. 7, 1984 (no TD)
90	Dick Dorsey (from Cotton Davidson), at SD; Dec. 2, 1962
88	Cliff Branch (from Ken Stabler), vs. GB; Oct. 24, 1976
86	Cliff Branch (from Jim Plunkett), at Phi.; Nov. 23, 1980
	Zach Miller (from JaMarcus Russell), vs. Phi.; Oct. 18, 2009
85	Charley Fuller (from Tom Flores), at Buf.; Nov. 5, 1961
	Mervyn Fernandez (from Jay Schroeder), at NO; Oct. 23, 1988

Average Gain, Receiving

Highest average gain, career (145 rec.)

23.29	Warren Wells, 1967-70 (156-3,634)
20.03	Willie Gault, 1988-93 (149-2,985)
19.36	Dokie Williams, 1983-87 (148-2,866)
18.01	Mervyn Fernandez, 1987-92 (209-3,764)
17.68	Art Powell, 1963-66 (254-4,491)
17.34	Cliff Branch, 1972-84 (501-8,685)
17.25	James Jett, 1993-2001 (256-4,417)



INDIVIDUAL RECORDS

Highest average gain, season (24 rec.)

26.81	Warren Wells, 1969 (47-1,260)
25.97	Mervyn Fernandez, 1988 (31-805)
24.64	Willie Gault, 1989 (28-690)
24.15	Cliff Branch, 1976 (46-1,111)
23.36	James Jett, 1993 (33-771)

Highest average gain, game (3 rec.)

57.3	Clem Daniels, vs. Buf.; Sept. 15, 1963 (3-172)
48.3	Jessie Hester, vs. Phi.; Nov. 30, 1986 (4-193)
43.3	Marcus Allen, vs. Sea.; Oct. 7, 1984 (4-173)
42.3	Warren Wells, at Den.; Nov. 10, 1968 (3-127)
41.7	Raghib Ismail, vs. Ind.; Oct. 22, 1995 (3-125)

Touchdown Receptions

Most seasons leading league

2	Warren Wells, 1968-69
	Cliff Branch, 1974, 1976
1	Art Powell, 1963

Most consecutive seasons leading league

2	Warren Wells, 1968-69
---	-----------------------

Most seasons leading team

11	Tim Brown, 1988, 1991-96, 1998, 2000-01, 2003
5	Cliff Branch, 1974-77, 1982
	Todd Christensen, 1983-86
4	Art Powell, 1963-66
3	Warren Wells, 1968-70
	Jerry Porter, 2002, 2004, 2007
	Denarius Moore, 2011-13

Most consecutive seasons leading team

6	Tim Brown, 1991-96
5	Todd Christensen, 1983-86
4	Art Powell, 1963-66
	Cliff Branch, 1974-77
3	Warren Wells, 1968-70
	Denarius Moore, 2011-13

Most touchdown receptions, career

99	Tim Brown, 1988-2003
76	Fred Biletnikoff, 1965-78
67	Cliff Branch, 1972-84
50	Art Powell, 1963-66
42	Warren Wells, 1967-70
41	Todd Christensen, 1981-88



WR Cliff Branch

Most touchdown receptions, season

16	Art Powell, 1963
14	Warren Wells, 1969
13	Cliff Branch, 1974
12	Art Powell, 1965
	Fred Biletnikoff, 1969
	Cliff Branch, 1976
	Todd Christensen, 1983
	James Jett, 1997

Most touchdown receptions, rookie, season

7	Raymond Chester, 1970
5	Mike Siani, 1972
	Tim Brown, 1988
	Denarius Moore, 2011
4	Jessie Hester, 1985
	Rickey Dudley, 1996
	Louis Murphy, 2009
	Mychal Rivera, 2013

Most touchdown receptions, game

4	Art Powell, vs. Hou.O.; Dec. 22, 1963
3	15 times; last:
	Jerry Porter, vs. Ten.; Dec. 19, 2004

YARDS FROM SCRIMMAGE

Most yards from scrimmage, career

14,924	Tim Brown, 1988-2003
12,803	Marcus Allen, 1982-92
8,974	Fred Biletnikoff, 1965-78
8,755	Cliff Branch, 1972-85
8,394	Clem Daniels, 1961-67

Most yards from scrimmage, season

2,314	Marcus Allen, 1985
1,926	Marcus Allen, 1984
1,903	Charlie Garner, 2002
1,784	Clem Daniels, 1963
1,697	Napoleon Kaufman, 1997

Most yards from scrimmage, game

256	Clem Daniels, vs. NYJ; Oct. 20, 1963
248	Clem Daniels, vs. Buf.; Sept. 15, 1963
247	Art Powell, vs. Hou.O.; Dec. 22, 1963
242	Michael Bush, at SD; Nov. 10, 2011
235	Bo Jackson, at Sea.; Nov. 30, 1987

INTERCEPTIONS BY

Most seasons leading league

1	Dave Grayson, 1968
	Lester Hayes, 1980
	Ronnie Lott, 1991
	Rod Woodson, 2002

Most seasons leading team

6	Terry McDaniel, 1990, 1992-96
4	Vann McElroy, 1983, 1986-88
3	Lester Hayes, 1979-80, 1985
	Eric Allen, 1998-2000
	Michael Huff, 2009-10, 2012

Most consecutive seasons leading team

5	Terry McDaniel, 1992-96
3	Vann McElroy, 1986-88
	Eric Allen, 1998-2000
2	Tom Morrow, 1962-63
	Warren Powers, 1965-66
	Dave Grayson, 1968-69
	Alonzo Thomas, 1974-75
	Lester Hayes, 1979-80
	Eddie Anderson, 1989-90
	Phillip Buchanon, 2003-04
	Chris Johnson, 2008-09
	Michael Huff, 2009-10

Most interceptions by, career

39	Willie Brown, 1967-78
	Lester Hayes, 1977-86
34	Terry McDaniel, 1988-97



INDIVIDUAL RECORDS

- 31 Vann McElroy, 1982-90
- 30 George Atkinson, 1968-77
- Jack Tatum, 1971-79

Most interceptions by, season

- 13 Lester Hayes, 1980
- 10 Tommy Morrow, 1962
- Dave Grayson, 1968
- 9 Eddie Macon, 1960
- Tommy Morrow, 1963

Most interceptions by, rookie, season

- 5 Charles Woodson, 1998
- 6 Charlie Phillips, 1975
- 4 Wayne Crow, 1960
- Rodger Bird, 1966
- George Atkinson, 1968
- Jack Tatum, 1971
- Neal Colzie, 1975

Most interceptions by, game

- 3 Tommy Morrow, at HouO.; Sept. 7, 1963
- Dave Grayson, vs. SD; Oct. 29, 1967
- Dave Grayson, at SD; Oct. 26, 1969
- Willie Brown, vs. LARm.; Oct. 29, 1972
- George Atkinson, at Cle.; Oct. 6, 1974
- Charlie Phillips, vs. Den.; Dec. 8, 1975
- Terry McDaniel, at NE; Oct. 9, 1994
- Rod Woodson, vs. Ten.; Sept. 29, 2002

YARDS GAINED

Most seasons leading league

- 1 Fred Williamson, 1962
- Lester Hayes, 1980
- James Davis, 1982
- Mike Haynes, 1984
- Eddie Anderson, 1989

Most interception yards, career

- 636 Jack Tatum, 1971-79
- 624 Dave Grayson, 1965-70
- Terry McDaniel, 1988-97
- 572 Lester Hayes, 1977-86
- 531 Eddie Anderson, 1987-97

Most interception yards, season

- 273 Lester Hayes, 1980
- 233 Eddie Anderson, 1989
- 225 Rod Woodson, 2002
- 220 Mike Haynes, 1984
- 195 Dave Grayson, 1968

Most interception yards, rookie, season

- 136 Jack Tatum, 1971
- 131 Gus Otto, 1965
- 118 Charles Woodson, 1998
- 81 Phillip Buchanon, 2002
- 66 George Atkinson, 1968

Most interception yards, game

- 151 Mike Haynes, at Mia.; Dec. 2, 1984
- 134 Terry McDaniel, vs. Den.; Nov. 22, 1992
- 102 Eddie Anderson, at Mia.; Dec. 14, 1992
- 100 Rod Woodson, vs. Ten.; Sept. 29, 2002
- Chris Carr, vs. Pit.; Oct. 29, 2006

Longest interception return (All TDs)

- 102 Eddie Anderson, at Mia.; Dec. 14, 1992
- 100 Chris Carr, vs. Pit.; Oct. 29, 2006
- 98 Rod Woodson, at Den.; Nov. 11, 2002
- 94 Eric Turner, vs. Den.; Sept. 20, 1998
- 83 Phillip Buchanon, vs. Cin.; Sept. 14, 2003

- 82 Rod Woodson, vs. Ten.; Sept. 29, 2002
- 81 Phillip Buchanon, at Buf.; Oct. 6, 2002

Most touchdowns on interceptions, career

- 5 Terry McDaniel, 1988-97
- 4 Dave Grayson, 1965-70
- Lester Hayes, 1977-86
- Rod Martin, 1979-88
- Phillip Buchanon, 2002-04

Most touchdowns on interceptions, season

- 3 Eric Allen, 2000
- 2 Dave Grayson, 1965
- Gus Otto, 1965
- Warren Powers, 1967
- Jimmy Warren, 1971
- Lester Hayes, 1979
- Rod Martin, 1983
- Eddie Anderson, 1989
- Terry McDaniel, 1994
- Anthony Dorsett, 2001
- Rod Woodson, 2002
- Phillip Buchanon, 2003-04
- Thomas Howard, 2007

Most touchdowns on interceptions, rookie, season

- 2 Gus Otto, 1965
- 1 George Atkinson, 1968
- Charles Woodson, 1998
- Phillip Buchanon, 2002

Most touchdowns on interceptions, game

- 1 85 times; last: Tracy Porter, at NYG; Nov. 10, 2013

PUNTING

Most punts, career

- 1,049 Ray Guy, 1973-86
- 1,014 Shane Lechler, 2000-12
- 642 Jeff Gossett, 1988-96
- 364 Mike Eischeid, 1966-71
- 280 Leo Araguz, 1996-99



P Ray Guy

Most punts, season

- 98 Leo Araguz, 1998
- 96 Ray Guy, 1981
- Shane Lechler, 2003
- Shane Lechler, 2009
- 93 Leo Araguz, 1997

Most punts, game

- 16 Leo Araguz, vs. SD; Oct. 11, 1998
- 11 Wayne Crow, vs. HouO.; Sept. 11, 1960



INDIVIDUAL RECORDS

Mike Mercer, vs. BosP.; Sept. 22, 1963
 Ray Guy, vs. Cle.; Nov. 18, 1973
 Shane Lechler, vs. Car.; Nov. 9, 2008
 Shane Lechler, vs. KC; Nov. 15, 2009
 Marquette King, at Hou.; Nov. 17, 2013

Longest punt

80 Shane Lechler, vs. Chi.; Nov. 27, 2011
 77 Wayne Crow, vs. NYJ; Oct. 29, 1961
 Shane Lechler, at Den.; Sept. 12, 2011
 76 Shane Lechler, at KC; Dec. 24, 2011
 74 Ray Guy, at Den.; Oct. 30, 1977
 73 Shane Lechler, vs. SD; Sept. 28, 2003
 72 Mike Eischeid, vs. Den.; Dec. 10, 1968
 Ray Guy, at HouO.; Dec. 2, 1973

Average Yardage, Punting

Most seasons leading league, gross average

5 Shane Lechler, 2003-05, 2007, 2009
 3 Ray Guy, 1974-75, 1977
 1 Marquette King, 2013

Highest gross average, punting, career (150 punts)

47.5 Shane Lechler, 2000-12 (1,014-48,215)
 42.9 Leo Araguz, 1996-99 (280-12,024)
 42.4 Ray Guy, 1973-86 (1,049-44,493)
 42.3 Mike Eischeid, 1966-71 (364-15,381)
 41.7 Jeff Gossett, 1988-96 (642-26,747)

Highest gross average, punting, season (35 punts)

51.1 Shane Lechler, 2009
 50.8 Shane Lechler, 2011
 49.1 Shane Lechler, 2007
 48.9 Marquette King, 2013
 48.8 Shane Lechler, 2008
 47.5 Shane Lechler, 2006

Highest gross average, punting, game (4 punts)

59.0 Shane Lechler, at Den.; Dec. 24, 2005 (5-295)
 58.2 Shane Lechler, at Den.; Sept. 12, 2011 (6-349)
 57.6 Ray Guy, at Den.; Sept. 6, 1981 (5-288)
 56.9 Shane Lechler, at KC; Sept. 20, 2009 (7-398)
 56.8 Shane Lechler, vs. Hou.; Dec. 3, 2006 (4-227)

Highest net average, career (150 punts, since 1976)

38.8 Shane Lechler, 2000-12
 35.3 Jeff Gossett, 1988-96
 35.0 Leo Araguz, 1996-99

Highest net average, season (35 punts, since 1976)

43.9 Shane Lechler, 2009
 41.2 Shane Lechler, 2008
 41.1 Shane Lechler, 2007
 Marquette King, 2013
 40.9 Shane Lechler, 2011
 40.8 Shane Lechler, 2010

Highest net average, punting, game (4 punts, since 1976)

52.2 Shane Lechler, vs. NYJ; Oct. 25, 2009
 50.6 Shane Lechler, at Ari.; Sept. 26, 2010
 49.5 Shane Lechler, at Ten.; Sept. 12, 2010
 49.2 Shane Lechler, vs. Chi.; Nov. 27, 2011
 48.2 Leo Araguz, at KC; Dec. 7, 1997

Punts Had Blocked

Most punts had blocked, career

4 Shane Lechler, 2000-12
 3 Mike Eischeid, 1966-71
 Jerry DePoyster, 1971-72
 Ray Guy, 1973-86
 Jeff Gossett, 1988-96
 2 Marquette King, 2013

Most punts had blocked, season

3 Jerry DePoyster, 1972
 2 Wayne Crow, 1961
 Ray Guy, 1978
 Jeff Gossett, 1990
 Marquette King, 2013

Punts Inside the 20

Most punts inside the 20, career (since 1976)

322 Shane Lechler, 2000-12
 180 Jeff Gossett, 1988-96
 86 Leo Araguz, 1996-99
 23 Marquette King, 2013
 13 Stan Talley, 1987
 2 Vince Gamache, 1987

Most punts inside the 20, season (since 1976)

33 Shane Lechler, 2008
 32 Ray Guy, 1985
 30 Shane Lechler, 2009
 29 Leo Araguz, 1998
 28 Leo Araguz, 1997

Most punts inside the 20, game (since 1976)

5 Leo Araguz, vs. SD; Oct. 11, 1998
 Shane Lechler, vs. SD; Sept. 3, 2000
 Shane Lechler, vs. NYJ; Oct. 19, 2008
 Shane Lechler, vs. KC; Nov. 15, 2009
 4 18 times; last:
 Marquette King, at Hou.; Nov. 17, 2013

Punt Returns

Most seasons leading league, punt returns

2 Claude Gibson, 1963, 1965
 Rodger Bird, 1966-67
 George Atkinson, 1968, 1973
 1 Greg Pruitt, 1983
 Fulton Walker, 1985

Most punt returns, career

320 Tim Brown, 1988-2002
 168 Neal Colzie, 1975-78
 148 George Atkinson, 1968-75
 138 Greg Pruitt, 1982-84
 115 Johnnie Lee Higgins, 2007-10

Most punt returns, season

62 Fulton Walker, 1985
 58 Greg Pruitt, 1983
 53 Greg Pruitt, 1984
 49 Fulton Walker, 1986
 Tim Brown, 1988

Most punt returns, rookie, season

49 Tim Brown, 1988
 48 Neal Colzie, 1975
 37 Rodger Bird, 1966
 36 George Atkinson, 1968
 35 Ted Watts, 1981

Most punt returns, game

9 Rodger Bird, vs. Den.; Sept. 10, 1967
 Cle Montgomery, vs. Det.; Dec. 10, 1984
 8 Neal Colzie, vs. SD; Oct. 5, 1975
 Ted Watts, vs. NE; Nov. 1, 1981
 Fulton Walker, vs. Cle.; Nov. 16, 1986
 Desmond Howard, vs. SD; Oct. 11, 1998

Fair Catches

Most fair catches, career

150 Tim Brown, 1988-2003
 43 Johnnie Lee Higgins, 2007-10
 41 Greg Pruitt, 1982-84



INDIVIDUAL RECORDS

36	Rod Sherman, 1967-71
33	Desmond Howard, 1997-98
Most fair catches, season	
21	Tim Brown, 1996
	Tim Brown, 2001
	Johnnie Lee Higgins, 2009
20	Tim Brown, 1993
	Desmond Howard, 1997
Most fair catches, game	
5	Darrien Gordon, vs. Atl.; Nov. 26, 2000
4	Desmond Howard, vs. NYG; Sept. 13, 1998
	David Dunn, at Phi.; Oct. 28, 2001
	Tim Brown, vs. SD; Oct. 20, 2002
	Tim Brown, at Ari.; Nov. 24, 2002
	Tim Brown, vs. Den.; Dec. 22, 2002
	Phillip Buchanon, at SD; Dec. 28, 2003
	Johnnie Lee Higgins, at Hou.; Oct. 4, 2009
Yards Gained, Punt Returns	
Most seasons leading league	
2	Claude Gibson, 1963-64
	Rodger Bird, 1966-67
1	George Atkinson, 1968
	Neal Colzie, 1975
	Greg Pruitt, 1983
	Fulton Walker, 1985
	Tim Brown, 1994
	Johnnie Lee Higgins, 2008
Most punt return yards, career	
3,272	Tim Brown, 1988-2003
1,747	Neal Colzie, 1975-78
1,348	Greg Pruitt, 1982-84
1,247	George Atkinson, 1968-75
1,132	Fulton Walker, 1985-86
1,083	Claude Gibson, 1963-65
1,063	Rodger Bird, 1966-68
Most punt return yards, season	
692	Fulton Walker, 1985
666	Greg Pruitt, 1983
655	Neal Colzie, 1975
612	Rodger Bird, 1967
570	Johnnie Lee Higgins, 2008
Most punt return yards, rookie, season	
655	Neal Colzie, 1975
490	George Atkinson, 1968
444	Tim Brown, 1988
323	Rodger Bird, 1966
284	Ted Watts, 1981
Most punt return yards, game	
205	George Atkinson, at Buf.; Sept. 15, 1968 (5-205)
152	Cle Montgomery, at Det.; Dec. 10, 1984 (9-152)
143	Rodger Bird, vs. Den.; Sept. 10, 1967 (9-143)
134	Rodger Bird, vs. SD; Oct. 29, 1967 (5-134)
133	Desmond Howard, vs. Sea.; Nov. 15, 1998 (6-133)
Longest punt return (All TDs)	
97	Greg Pruitt, at Was.; Oct. 2, 1983
93	Johnnie Lee Higgins, at Mia.; Nov. 16, 2008
89	Johnnie Lee Higgins, at Den.; Nov. 23, 2008
88	Tim Brown, vs. KC; Dec. 9, 2001
86	George Atkinson, at Buf.; Sept. 15, 1968
85	Claude Gibson, vs. KC; Nov. 3, 1963
83	Phillip Buchanon, vs. Ten.; Sept. 29, 2002

82	George Atkinson, vs. SD; Oct. 13, 1968
80	Phillip Buchanon, at SD; Dec. 28, 2003
80	Johnnie Lee Higgins, vs. Hou.; Dec. 21, 2008
Average Yardage, Punt Returns	
Most seasons leading league	
2	Claude Gibson, 1963-64
1	Rodger Bird, 1967
Highest punt return average, career (50 attempts)	
12.59	Claude Gibson, 1963-65 (86-1,083)
11.31	Rodger Bird, 1966-68 (94-1,063)
10.97	Phillip Buchanon, 2002-04 (72-790)
10.43	Desmond Howard, 1997-98 (72-751)
10.40	Neal Colzie, 1975-78 (168-1,747)
Highest average, season (14 returns)	
14.45	Claude Gibson, 1964 (29-419)
13.86	Cle Montgomery, 1984 (14-194)
13.65	Neal Colzie, 1975 (48-655)
13.64	Phillip Buchanon, 2003 (36-491)
13.61	George Atkinson, 1968 (36-490)
Highest average, rookie, season (14 returns)	
13.65	Neal Colzie, 1975
13.61	George Atkinson, 1968
11.90	Phillip Buchanon, 2002
9.20	Alvin Wyatt, 1970
9.10	Tim Brown, 1988
Highest average, game (3 returns)	
42.3	Neal Colzie, at Den.; Nov. 2, 1975 (3-127)
41.0	George Atkinson, at Buf.; Sept. 15, 1968 (5-205)
32.0	Phillip Buchanon, vs. NYJ; Nov. 9, 2003 (3-96)
30.7	Phillip Buchanon, at SD; Dec. 28, 2003 (3-92)
30.0	Ron Smith, vs. Dal.; Dec. 14, 1974 (3-90)
Touchdowns, Punt Returns	
Most seasons leading league	
1	Claude Gibson, 1963
	George Atkinson, 1968
	Alvin Wyatt, 1970
	Greg Pruitt, 1983
	Desmond Howard, 1998
	Phillip Buchanon, 2003
	Johnnie Lee Higgins, 2008
Most touchdowns, career	
3	Claude Gibson, 1963-65
	George Atkinson, 1968-75
	Tim Brown, 1988-2003
	Phillip Buchanon, 2002-04
	Johnnie Lee Higgins, 2007-10
2	Desmond Howard, 1997-98
1	Seven tied
Most touchdowns, season	
3	Johnnie Lee Higgins, 2008
2	Claude Gibson, 1963
	George Atkinson, 1968
	Desmond Howard, 1998
	Phillip Buchanon, 2003
Most touchdowns, game	
1	Several times; last: Johnnie Lee Higgins, vs. Hou.; Dec. 21, 2008



INDIVIDUAL RECORDS

KICKOFF RETURNS

Most seasons leading league, returns

2	Chris Carr, 2005-06
1	Jack Larscheid, 1960
	George Fleming, 1961
	Desmond Howard, 1997
	Tim Brown, 1988

Most kickoff returns, career

201	Chris Carr, 2005-07
113	Bo Roberson, 1962-65
110	Desmond Howard, 1997-98
104	Raghib Ismail, 1993-95
98	Napoleon Kaufman, 1995-2000

Most kickoff returns, season

73	Chris Carr, 2005
69	Chris Carr, 2006
61	Desmond Howard, 1997
59	Chris Carr, 2007
53	Doug Gabriel, 2004
	Jacoby Ford, 2010

Most kickoff returns, rookie, season

73	Chris Carr, 2005
53	Jacoby Ford, 2010
41	Tim Brown, 1988
35	Ira Matthews, 1979
32	George Atkinson, 1968

Most kickoff returns, game

10	Desmond Howard, at Sea.; Oct. 26, 1997
8	Raghib Ismail, at Sea.; Dec. 17, 1995
7	19 times, last: Jacoby Ford, vs. Mia.; Nov. 28, 2010

Kickoff Return Yards

Most seasons leading league

2	Chris Carr, 2005-06
1	Tim Brown, 1988

Most kickoff return yards, career

4,841	Chris Carr, 2005-07
2,791	Bo Roberson, 1962-65
2,358	Desmond Howard, 1997-98
2,234	Raghib Ismail, 1993-95
2,149	Napoleon Kaufman, 1995-2000
2,140	Clarence Davis, 1971-77

Most kickoff return yards, season

1,762	Chris Carr, 2006
1,752	Chris Carr, 2005
1,327	Chris Carr, 2007
1,318	Desmond Howard, 1997
1,280	Jacoby Ford, 2010

Most kickoff return yards, rookie, season

1,752	Chris Carr, 2005
1,280	Jacoby Ford, 2010
1,098	Tim Brown, 1988
873	Ira Matthews, 1979
802	George Atkinson, 1968

Most kickoff return yards, game

223	Desmond Howard, at Sea.; Oct. 26, 1997
220	Terry Kirby, at Sea.; Nov. 11, 2001
208	Jacoby Ford, vs. Mia.; Nov. 28, 2010
206	Chris Carr, at Bal.; Sept. 17, 2006
199	Doug Gabriel, at Hou.; Oct. 3, 2004

Longest kickoff return (All TDs)

104	Ira Matthews, vs. SD; Oct. 25, 1979
102	Harold Hart, at Mia.; Sept. 22, 1975
101	Jacoby Ford, vs. Cle.; Oct. 16, 2011

Average Yardage, Kickoff Returns

Most seasons leading league

1	Larry Brunson, 1979
	Tim Brown, 1988

Highest average, career (50 returns)

27.09	Clarence Davis, 1971-77 (79-2,140)
25.00	Jacoby Ford, 2010-13 (75-1,874)
24.91	George Atkinson, 1968-75 (76-1,893)
24.70	Bo Roberson, 1962-65 (113-2,791)
24.08	Chris Carr, 2005-07 (201-4,841)

Highest average, season (12 returns)

30.47	Harold Hart, 1975 (17-518)
28.40	Jack Larscheid, 1960 (30-852)
27.77	Bryan McCann, 2011 (13-361)
27.70	Bo Roberson, 1962 (27-748)
27.19	Clarence Davis, 1971 (27-734)

Highest average, game (3 returns)

53.00	Harold Hart, at Mia.; Sept. 22, 1975 (3-159)
49.67	Bryan McCann, at KC; Dec. 24, 2011 (3-149)
45.33	David Dunn, vs. Atl.; Nov. 26, 2000 (3-136)
45.00	Ira Matthews, vs. SD; Oct. 25, 1979 (4-180)
41.67	Bo Roberson, vs. SD; Sept. 30, 1962 (3-125)

Touchdowns, Kickoff Returns

Most seasons leading league

1	Bo Roberson, 1962
	Ira Matthews, 1979
	Tim Brown, 1988
	Jacoby Ford, 2010

Most touchdowns, career

4	Jacoby Ford, 2010-13
2	Terry Kirby, 2001-02
	Justin Miller, 2008-09

Most touchdowns, season

3	Jacoby Ford, 2010
2	Justin Miller, 2008
1	13 times; last: Jacoby Ford, 2011

Most touchdowns, game

1	18 times; last: Jacoby Ford, vs. Cle.; Oct. 16, 2011
---	--

Combined Kick Returns

Most combined kick returns, career

369	Tim Brown, 1988-2003
278	Chris Carr, 2005-07
224	George Atkinson, 1968-75
186	Greg Pruitt, 1982-84
182	Desmond Howard, 1997-98

Most combined kick returns, season

107	Chris Carr, 2005
104	Chris Carr, 2006
94	Desmond Howard, 1998
90	Tim Brown, 1988
89	Greg Pruitt, 1983

Yards Gained, Combined Kick Returns

Most yards gained, career

5,295	Chris Carr, 2005-07
4,507	Tim Brown, 1988-2003
3,140	George Atkinson, 1968-75
3,109	Desmond Howard, 1997-98
2,845	Bo Roberson, 1962-65

Most yards gained, season

1,978	Chris Carr, 2006
1,938	Chris Carr, 2005
1,581	Desmond Howard, 1998



INDIVIDUAL RECORDS

1,542	Tim Brown, 1988
1,528	Desmond Howard, 1997

Most yards gained, game

245	Chris Carr, at Bal.; Sept. 17, 2006
244	Desmond Howard, at Buf.; Dec. 13, 1998
230	George Atkinson, at Buf.; Sept. 15, 1968
227	Greg Pruitt, at Was.; Oct. 2, 1983
223	Desmond Howard, at Sea.; Oct. 26, 1997

Touchdowns, Combined Kick Return

Most TD, combined kick returns, career

4	Tim Brown, 1988-2003
	Jacoby Ford, 2010-13
3	Claude Gibson, 1963-65
	George Atkinson, 1968-75
	Terry Kirby, 2001-02
	Phillip Buchanon, 2002-04
	Johnnie Lee Higgins, 2007-10

Most touchdowns, season

3	Johnnie Lee Higgins, 2008 (3 PR, 0 KR)
	Jacoby Ford, 2010 (0 PR, 3 KR)
2	Claude Gibson, 1963 (2 PR, 0 KR)
	George Atkinson, 1968 (2 PR, 0 KR)
	Desmond Howard, 1998 (2 PR, 0 KR)
	Terry Kirby, 2002 (1 PR, 1 KR)
	Phillip Buchanon, 2003 (2 PR, 0 KR)
	Justin Miller, 2008 (0 PR, 2 KR)

Most touchdowns, game

1	42 times, last: Jacoby Ford, vs. Cle.; Oct. 16, 2011
---	--

COMBINED NET YARDS

Rushing, receiving, interception returns, punt returns, kickoff returns and fumble returns

Combined Attempts

Most combined attempts, career

2,547	Marcus Allen, 1982-92
1,650	Mark van Eeghen, 1974-81
1,501	Tim Brown, 1988-2003
1,377	Clem Daniels, 1961-67
1,207	Napoleon Kaufman, 1995-2000
1,116	Pete Banaszak, 1966-78
1,058	Darren McFadden, 2008-13
1,026	Charlie Smith, 1968-74
1,008	Tyrone Wheatley, 1999-2004
1,001	Marv Hubbard, 1969-75
989	Clarence Davis, 1971-78
981	Harvey Williams, 1994-98
926	Hewitt Dixon, 1966-70
923	Justin Fargas, 2003-09

Most combined attempts, season

449	Marcus Allen, 1985
342	LaMont Jordan, 2005
342	Marcus Allen, 1984
341	Harvey Williams, 1994
339	Mark van Eeghen, 1977
336	Marcus Allen, 1983
313	Napoleon Kaufman, 1997
309	Harvey Williams, 1997
301	Mark van Eeghen, 1978
293	Michael Bush, 2011
283	Charlie Garner, 2001
275	Mark van Eeghen, 1979
274	Charlie Garner, 2002
270	Darren McFadden, 2010

264	Tyrone Wheatley, 1999
258	Darren McFadden, 2012
257	Marcus Allen, 1988

Combined Net Yards Gained

Most combined net yards gained, career

19,443	Tim Brown, 1988-2003
12,798	Marcus Allen, 1982-92
9,266	Clem Daniels, 1961-67
8,981	Fred Biletnikoff, 1965-78
8,969	Cliff Branch, 1972-85
8,048	Napoleon Kaufman, 1995-2000
7,486	Mark van Eeghen, 1974-81
6,641	Clarence Davis, 1971-78
5,933	Todd Christensen, 1979-88
5,394	Chris Carr, 2005-07
5,374	Charlie Smith, 1968-74
5,270	Darren McFadden, 2008-13
5,147	Pete Banaszak, 1966-78
5,073	Marv Hubbard, 1969-75



RB Marcus Allen

Most combined net yards gained, season

2,317	Tim Brown, 1988
2,308	Marcus Allen, 1985
1,978	Chris Carr, 2006
1,938	Chris Carr, 2005
1,926	Marcus Allen, 1984
1,905	Jacoby Ford, 2010
1,904	Charlie Garner, 2002
1,812	Johnnie Lee Higgins, 2008
1,796	Tim Brown, 1994
1,784	Clem Daniels, 1963
1,726	Napoleon Kaufman, 1999
1,706	Tim Brown, 1995
1,705	Doug Gabriel, 2004
1,697	Napoleon Kaufman, 1997
1,657	Darren McFadden, 2010
1,614	Clem Daniels, 1962
1,604	Marcus Allen, 1983
1,588	LaMont Jordan, 2005
1,552	Clem Daniels, 1964
1,489	Harvey Williams, 1995
1,453	Clem Daniels, 1966
1,452	Clem Daniels, 1965
1,434	Tim Brown, 1997
1,417	Charlie Garner, 2001
1,408	Mark van Eeghen, 1977

Most combined net yards gained, rookie, season

2,317	Tim Brown, 1988
1,937	Chris Carr, 2005
1,905	Jacoby Ford, 2010
1,240	Arthur Whittington, 1978
1,152	Clarence Davis, 1971



INDIVIDUAL RECORDS

DEFENSE

SACKS *(Became official stat in 1982)*

Most seasons leading league

1 Derrick Burgess, 2005

Most sacks, career

107.5 Greg Townsend, 1983-93, 1997
84.0 Howie Long, 1981-93
57.5 Anthony Smith, 1991-97
53.0 Bill Pickel, 1983-90
39.5 Chester McGlockton, 1992-97

Most sacks, season

16.0 Derrick Burgess, 2005
15.5 Sean Jones, 1986
13.0 Howie Long, 1983
Greg Townsend, 1991
Anthony Smith, 1992
Pat Swilling, 1995

Most sacks, rookie, season

10.5 Greg Townsend, 1983
9.0 Aaron Wallace, 1990
6.0 Bill Pickel, 1983
5.5 Scott Davis, 1988
5.0 Trevor Scott, 2008
Lamarr Houston, 2010
4.5 Sio Moore, 2013

Most sacks, game

5.0 Howie Long, at Was.; Oct. 2, 1983
4.0 Anthony Smith, at Sea.; Oct. 18, 1992
Anthony Smith, vs. Sea.; Sept. 12, 1993
Kameron Wimbley, at SD; Nov. 10, 2011
3.5 Howie Long, at KC; Dec. 12, 1982
Bill Pickel, at Det.; Dec. 10, 1984
Greg Townsend, vs. Was.; Oct. 29, 1989
3.0 18 times; last: Tommy Kelly, at KC; Nov. 6, 2005

Most seasons, 10-or-more sacks

7 Greg Townsend, 1993, 1995-96, 1988-91
3 Howie Long, 1983-85
Anthony Smith, 1991-93
Bill Pickel, 1994-96
2 Lance Johnstone, 1998-99
Derrick Burgess, 2005-06



DE Greg Townsend

Most consecutive seasons, 10-or-more sacks

4 Greg Townsend, 1988-91
3 Howie Long, 1983-85
Anthony Smith, 1991-93
Bill Pickel, 1994-96
2 Greg Townsend, 1995-96
Lance Johnstone, 1998-99
Derrick Burgess, 2005-06

DEFENSIVE TOUCHDOWNS

Most defensive touchdowns, career

7 Terry McDaniel, 1990-96
6 Rod Martin, 1980-84
5 Dan Conners, 1966-69
Lester Hayes, 1979-86
4 George Atkinson, 1968-73
Greg Townsend, 1983-90
Eric Allen, 2000-01
Phillip Buchanon, 2002-04
3 Charles Woodson, 1998-2005, 2013

Most defensive touchdowns, season

3 Charlie Phillips, 1978
Terry McDaniel, 1994
Eric Allen, 2000
2 17 times, last: Phillip Buchanon, 2003

Most defensive touchdowns, rookie, season

2 Gus Otto, 1965
1 George Atkinson, 1968
Greg Townsend, 1983
Lance Johnstone, 1996
Charles Woodson, 1998
Phillip Buchanon, 2002



TEAM RECORDS

CHAMPIONSHIPS

League championships

- 4 American Football League: 1967
- National Football League: 1976, 1980, 1983

Conference championships

- 4 AFC: 1976, 1980, 1983, 2002

Times finishing first, regular season

- 15 AFL West: 1967, 1969
- AFC West: 1970, 1972, 1973, 1974, 1975, 1976, 1983, 1985, 1990, 2000, 2001, 2002
- AFC: 1982

Consecutive times finishing first, regular season

- 5 1972-76 (AFC West)
- 3 2000-02 (AFC West)
- 2 1969-70 (AFL West, AFC West)
- 1982-83 (AFC, AFC West)

GAMES WON

Most consecutive games won

- 14 Oct. 15, 1967 – Oct. 6, 1968
- Oct. 10, 1976 – Oct. 9, 1977
- 11 Oct. 27, 1968 – Sept. 28, 1969
- 9 Sept. 22-Nov. 17, 1974
- Dec. 5, 1982 – Sept. 25, 1983
- 8 Oct. 20-Dec. 22, 1963

Most consecutive games won, season

- 10 Oct. 15-Dec. 24, 1967
- Oct. 10-Dec. 12, 1976
- 9 Sept. 22-Nov. 17, 1974
- 8 Oct. 20-Dec. 22, 1963
- Oct. 27-Dec. 15, 1968
- 7 Oct. 26-Dec. 8, 1975

Most consecutive games without defeat

- 15 Oct. 27, 1968 – Oct. 26, 1969
- 14 Oct. 15, 1967 – Oct. 6, 1968
- Oct. 10, 1976 – Oct. 9, 1977
- 9 Sept. 22-Nov. 17, 1974
- Dec. 5, 1982 – Sept. 25, 1983

Most games won, regular season

- 13 1967
- 1976
- 12 1968
- 1969
- 1974
- 1983
- 1985
- 1990
- 2000

Most consecutive games won, start of season

- 4 1968
- 1977
- 1983
- 1984
- 1990
- 2002

Most consecutive games won, end of season

- 10 1967
- 1976
- 8 1963
- 1968
- 6 1969
- 1972
- 1985

Most consecutive games without defeat, season

- 10 Oct. 15-Dec. 24, 1967
- Oct. 10-Dec. 12, 1976
- 9 Sept. 22-Nov. 17, 1974
- 8 Oct. 20-Dec. 22, 1963
- Oct. 27-Dec. 15, 1968
- 7 Oct. 26-Dec. 8, 1975
- Oct. 11-Nov. 22, 1970

Most consecutive games without defeat, start of season

- 7 1969
- 4 1968
- 1977
- 1983
- 1984
- 1990
- 2002

Most consecutive games without defeat, end of season

- 10 1967
- 1976
- 8 1963
- 1968
- 6 1969
- 1972
- 1985

Most consecutive home games won

- 18 1968-70
- 10 1989-90
- 2000-01
- 9 1966-68
- 1975-77
- 7 1973-74
- 1974-75
- 1982-83

Most consecutive home games won, Oakland

- 18 1968-70
- 10 2000-01
- 9 1966-68
- 1975-77
- 7 1973-74
- 1974-75

Most consecutive home games won, Los Angeles

- 10 1989-90
- 7 1982-83
- 6 1985
- 5 1983-84
- 1990-91

Most consecutive home games without defeat

- 18 1968-70
- 10 1966-68
- 1989-90
- 2000-01
- 9 1975-77
- 8 1972-73

Most consecutive road games won

- 9 1967-68
- 1974-75
- 1976-77
- 6 1983-84
- 5 1986
- 2000

Most consecutive road games without defeat

- 9 1967-68
- 1974-75
- 1976-77



TEAM RECORDS

7 1968-69
6 1983-84
5 1973
1986
2000

Most shutouts won or tied, season
2 1975
1992

GAMES LOST

Most consecutive games lost

19 1961-62
11 2005-06
2006-07
8 1995-96
7 1987
1991-92

Most consecutive games without victory

19 1961-62
11 2005-06
2006-07
8 1995-96
7 1987
1991-92

Most games lost, regular season

13 1962
12 1961
1997
2003
2005
2006
2007
2012
2013

Most consecutive games lost, start of season

13 1962
5 1964
2006
4 1992

Most consecutive games lost, end of season

9 2006
6 1961
1995
2005
2013
5 1997

Most consecutive games without a victory, season

19 1961-62
11 2005-06
2006-07
8 1995-96
7 1987
1991-92

Most consecutive games without a victory, start of season

13 1962
6 1964
5 2006
4 1992

Most consecutive games without a victory, end of season

9 2006
6 1961
1995
2005
2013

Most consecutive home games lost

11 1961-62
6 2005-06
5 2006-07
4 1995
1997
2004
2007-08
2008
2012
2013

Most consecutive home games lost, Oakland

11 1961-62
6 2005-06
5 2006-07
4 1995
1997
2004
2007-08
2008
2012
2013

Most consecutive home games lost, Los Angeles

3 1986
1987
1988
1991-92

Most consecutive home games without victory

11 1961-62
6 2005-06
5 2006-07

Most shutouts lost or tied, season

3 1981
2006
2 1961

TIE GAMES

Most tie games, season

2 1964
1970
1971

Most consecutive tie games

2 Oct. 31-Nov. 7, 1971

SCORING

Points

Seasons leading league, scoring

1967 (468 points)
1968 (453 points)
1969 (377 points)

Most consecutive seasons leading league

3 1967-69

Most points, season

479 2000
468 1967
453 1968
450 2002
442 1983

Most points, game

59 at Denver; Oct. 24, 2010 (59-14)
52 vs. Houston Oilers; Dec. 22, 1963 (52-49)
vs. Carolina; Dec. 24, 2000 (52-9)
vs. Tennessee; Sept. 29, 2002 (52-25)
51 vs. Denver; Sept. 10, 1967 (51-0)



TEAM RECORDS

- vs. San Diego; Oct. 29, 1967 (51-10)
 50 vs. Buffalo; Oct. 19, 1969 (50-21)
 vs. Atlanta; Oct. 14, 1979 (50-19)

Most points, both teams, game

- 101 vs. Houston Oilers; Dec. 22, 1963 (52-49 win)
 87 vs. Kansas City; Dec. 15, 2013 (31-56 loss)
 86 at Boston; Oct. 16, 1964 (43-43 tie)
 80 at Los Angeles Chargers; Nov. 27, 1960 (52-28 loss)
 vs. Seattle; Dec. 18, 1988 (43-37 loss)
 vs. Kansas City; Nov. 5, 2000 (49-31 win)
 at Buffalo; Oct. 6, 2002 (49-31 win)

Fewest points, both teams, game

- 6 at San Diego; Oct. 5, 1975 (6-0 win)
 9 vs. Chicago; Dec. 27, 1987 (6-3 loss)
 10 vs. Cleveland; Nov. 18, 1973 (7-3 loss)
 12 at Buffalo; Oct. 5, 1963 (12-0 loss)
 vs. Denver; Dec. 1, 1980 (9-3 win)
 at San Francisco; Nov. 13, 1988 (9-3 win)

Most points, shutout victory

- 51 vs. Denver; Sept. 10, 1967
 45 vs. Tampa Bay; Dec. 19, 1999
 42 vs. N.Y. Giants; Nov. 4, 1973
 34 at Cincinnati; Nov. 24, 1968
 at San Diego; Sept. 26, 1971
 at Houston Oilers; Oct. 9, 1972

Fewest points, shutout victory

- 6 at San Diego; Oct. 5, 1975 (6-0 win)

Most points overcome to win, game

- 24 vs. San Diego; Nov. 22, 1982 (28-24 win, 24-0 deficit)
 at Denver; Sept. 26, 1988 (30-27 win, 24-0 deficit) (OT)

Most points, each half

First:

- 38 at Denver; Oct. 24, 2010
 31 vs. Tennessee; Sept. 29, 2002
 28 at Kansas City; Jan. 2, 2000 (OT)
 vs. Kansas City; Nov. 5, 2000
 vs. Cleveland; Sept. 24, 2000
 vs. Seattle; Sept. 8, 2002

Second:

- 31 at Indianapolis; Sept. 10, 2000
 28 vs. Tampa Bay; Dec. 19, 1999
 vs. Carolina; Dec. 24, 2000
 at Buffalo; Oct. 6, 2002
 26 at Atlanta; Sept. 14, 1997

Most points, one quarter

- 24 at Indianapolis (third qtr.); Sept. 10, 2000
 at Denver (first qtr.); Oct. 24, 2010
 22 vs. Tampa Bay (fourth qtr.); Nov. 4, 2012
 21 14 times; last: at Min. (second qtr.); Nov. 20, 2011

Most points, each quarter

First:

- 24 at Denver; Oct. 24, 2010

Second:

- 21 Seven times; last: at Min.; Nov. 20, 2011

Third:

- 24 at Indianapolis; Sept. 10, 2000

Fourth:

- 22 vs. Tampa Bay; Nov. 4, 2012

Most consecutive games scoring

- 216 Sept. 18, 1966 -- Sept. 20, 1981

TOUCHDOWNS

Seasons leading league, overall touchdowns

- 1967 (58)
 1968 (55)
 1969 (45)

Most consecutive seasons leading league, overall TDs

- 3 1967-69

Most overall touchdowns, season

- 58 1967
 2000
 55 1968
 54 1983
 53 2002

Fewest overall touchdowns, season

- 16 2006
 17 2009
 27 1962
 2008
 28 2012



RB Darren McFadden

Most overall touchdowns, game

- 8 at Denver; Oct. 24, 2010
 7 vs. N.Y. Jets; Oct. 20, 1963
 vs. Houston Oilers; Dec. 22, 1963
 vs. Denver; Sept. 10, 1967
 vs. San Diego; Oct. 29, 1967
 vs. New Orleans; Nov. 9, 1975
 vs. Tampa Bay; Nov. 28, 1976
 vs. Kansas City; Nov. 5, 2000
 vs. Carolina; Dec. 24, 2000
 vs. Tennessee; Sept. 29, 2002
 at Buffalo; Oct. 6, 2002

Most overall touchdowns, both teams, game

- 14 HouO. (7) at Oak. (7); Dec. 22, 1963

Most consecutive games, scoring TD

- 97 Sept. 18, 1966 -- Sept. 16, 1973

POINTS AFTER TOUCHDOWN

Most (one-point) PAT, season

- 56 1967
 2000
 54 1968
 51 1983
 50 2002

Fewest (one-point) PAT, season

- 16 2006
 17 2009
 20 1962
 24 1961
 25 2008
 2012



TEAM RECORDS

Most (one-point) PAT, game

- 8 at Denver; Oct. 24, 2010
- 7 vs. N.Y. Jets; Oct. 20, 1963
- vs. Houston Oilers; Dec. 22, 1963
- vs. San Diego; Oct. 29, 1967
- vs. Tampa Bay; Nov. 28, 1976
- vs. Kansas City; Nov. 5, 2000
- vs. Carolina; Dec. 24, 2000
- vs. Tennessee; Sept. 29, 2002
- at Buffalo; Oct. 6, 2002

Most (one-point) PAT, both teams, game

- 14 HouO. (7) at Oak. (7); Dec. 22, 1963
- 12 KC (8) at Oak. (4); Dec. 15, 2013

Most two-point conversions, season

- 2 1960
- 1961
- 1962
- 1997
- 2002
- 2007
- 2012

Most two-point conversions, game

- 2 vs. San Diego; Sept. 30, 1962

Most two-point conversions, both teams, game

- 2 Five times; last: Den. (2) at Oak. (0); Nov. 5, 2001

FIELD GOALS

Seasons leading league, field goals

- 1964 (15)
- 1993 (35)
- 2010 (33)

Most field goals attempted, season

- 44 1993
- 41 2010
- 38 1999
- 37 1969
- 1980

Fewest field goals attempted, season

- 16 1982
- 17 1974
- 19 1963
- 1976
- 20 1978
- 1990

Most field goals attempted, game

- 6 at San Diego; Sept. 14, 1980 (OT)
- vs. Phoenix Cardinals; Dec. 10, 1989
- at San Diego; Oct. 29, 2000
- at Chicago; Oct. 5, 2003
- at Arizona; Sept. 26, 2010
- vs. Chicago; Nov. 27, 2011
- vs. Kansas City; Dec. 16, 2012
- vs. Tennessee; Nov. 24, 2013

Most field goals attempted, both teams, game

- 9 Pit. (5) at Oak. (4); Nov. 11, 1973
- LARai. (5) at Cin. (4); Nov. 28, 1993
- Oak. (6) at Chi. (3); Oct. 5, 2003
- Ten. (3) at Oak. (6); Nov. 24, 2013

Most field goals, season

- 35 1993
- 33 2010
- 31 2011
- 2012

Fewest field goals, season

- 6 1960
- 8 1963
- 1976
- 9 1962
- 10 1982

Most field goals, game

- 6 vs. Chicago; Nov. 27, 2011
- 5 vs. Denver; Dec. 11, 1994
- at San Diego; Oct. 29, 2000
- at Chicago; Oct. 5, 2003
- at Minnesota; Nov. 18, 2007
- vs. Kansas City; Dec. 16, 2012

Most field goals, both teams, game

- 8 Oak. (5) at Chi. (3); Oct. 5, 2003
- Chi. (2) at Oak. (6); Nov. 27, 2011

Most consecutive field goals made

- 17 Oct. 16, 1994 -- Oct. 8, 1995
- 16 Dec. 6, 2009 -- Nov. 28, 2010
- 15 Dec. 30, 1990 -- Dec. 8, 1991
- Dec. 18, 2011 -- Dec. 2, 2012
- 14 Sept. 5, 1993 -- Dec. 19, 1993

SAFETIES

Most safeties, season

- 3 1981
- 2 1963
- 1968
- 1975
- 1983
- 1984
- 1996
- 2000
- 2008
- 2010

Most safeties, game

- 2 vs. San Diego; Oct. 26, 1975
- 1 41 times; last: vs. GB; Dec. 11, 2011

Most safeties, both teams, game

- 2 SD (0) at Oak. (2); Oct. 26, 1975

FIRST DOWNS

Seasons leading league, first downs

- 1968 (287)
- 1970 (270)
- 1972 (297)
- 1977 (305)
- 2002 (366)

Most first downs, season

- 366 2002
- 356 1983
- 337 2000
- 328 2011
- 326 1999

Fewest first downs, season

- 175 1982
- 187 1962
- 200 1961
- 225 1965
- 2008

Most first downs, rushing, season

- 159 1975
- 156 1977



TEAM RECORDS

145 1972

143 1983

137 1976

Fewest first downs, rushing, season

63 1964

65 1961

1982

70 1966

72 1962, 1965, 2012

Most first downs, passing, season

226 2002

200 2012

196 1999

195 2001

191 1979

Fewest first downs, passing, season

95 1982

100 1962

110 1971

116 1961

122 1972

Most first downs, penalty, season

36 1996

35 1987

34 2010

32 1983

2000

2011

Fewest first downs, penalty, season

12 1966

15 1962

1982

1990

2008

NET YARDS GAINED

Seasons leading league, yards gained

1968 (5,696)

1970 (4,829)

2002 (6,237)

Most yards gained, season

6,237 2002

6,072 2011

5,776 2000

5,696 1968

5,693 1999

Fewest yards gained, season

2,955 1982

3,285 1961

3,687 1962

3,939 2006

3,998 1965

Most yards gained, game

626 vs. Denver; Oct. 25, 1964

604 at Cincinnati; Nov. 24, 1968

560 vs. Philadelphia; Nov. 3, 2013

553 vs. San Diego; Sept. 22, 1996

545 vs. Seattle; Oct. 31, 2010

544 vs. Cincinnati; Dec. 7, 1969

Fewest yards gained, game

58 vs. San Diego; Oct. 22, 1961

77 vs. Atlanta; Nov. 2, 2008

93 at Kansas City; Dec. 7, 1997

98 vs. Pittsburgh; Oct. 29, 2006

99 at Houston Oilers; Sept. 9, 1961

Most yards gained, both teams, game

1,102 Phi. (542) at Oak. (560); Nov. 3, 2013

1,047 LARai. (454) at SD (593); Nov. 10, 1985

1,008 HouO. (468) at Oak. (540); Dec. 22, 1963

986 KC (513) at Oak. (473); Nov. 5, 2000

983 SD (463) at Oak. (520); Jan. 1, 2012

974 Oak. (495) at Buf. (479); Oct. 6, 2002

Fewest yards gained, both teams, game

262 Oak. (160) at Den. (102); Nov. 20, 1966

347 Oak. (286) at KC (61); Nov. 8, 1963

Sea. (159) at LARai. (188); Nov. 15, 1992

354 SD (195) at Oak. (159); Oct. 11, 1998

357 Oak. (264) at SD (93); Oct. 5, 1975

Most consecutive games, 400-or-more yards gained

5 Oct. 27-Nov. 24, 1968

4 Nov. 23-Dec. 17, 1967

Nov. 9-30, 1975

Sept. 8-Oct. 6, 2002

3 Oct. 10-25, 1964

Oct. 22-Nov. 4, 1973

Nov. 30-Dec. 13, 1987

Nov. 4-18, 2012

Most consecutive games, 300-or-more yards gained

14 Oct. 16, 2011 – Sept. 23, 2012

11 Oct. 16, 1983 – Sept. 2, 1984

10 Dec. 22, 2001 – Oct. 27, 2002

9 Sept. 30-Dec. 2, 2001

8 Oct. 22-Dec. 17, 1967

Oct. 24, 1976 – Sept. 18, 1977

Nov. 18, 1979 – Sept. 21, 1980

Oct. 18-Dec. 7, 1981

RUSHING

Most rushing attempts, season

681 1977

643 1975

577 1978

561 1974

557 1976

Fewest rushing attempts, season

292 1982

327 2004

331 1964

350 1961

359 1963

Most rushing attempts, game

64 vs. Buffalo; Nov. 28, 1977

62 vs. Atlanta; Nov. 30, 1975 (OT)

61 vs. Kansas City; Dec. 8, 1973

60 vs. Kansas City; Dec. 28, 2002

59 vs. San Diego; Sept. 18, 1977

Fewest rushing attempts, game

7 at Buffalo; Oct. 5, 1963

9 vs. Kansas City; Dec. 5, 2004

10 vs. Boston; Dec. 9, 1961

vs. Boston; Sept. 22, 1963

at Tennessee; Sept. 7, 2003

Most rushing attempts, both teams, game

105 Atl. (43) at Oak. (62); Nov. 30, 1975 (OT)

88 Oak. (30) at SD (58); Nov. 20, 1977

85 Oak. (58) at GB (27); Sept. 17, 1978



TEAM RECORDS

HouO. (52) at Oak. (33); Oct. 8, 1978
83 Five times; last: Den. (46) at LARai. (37); Oct. 28, 1984 (OT)

Fewest rushing attempts, both teams, game

35 Oak. (17) at Pit. (18); Sept. 15, 2002
36 Oak. (14) at Den. (22); Nov. 11, 2002
37 Ten. (16) at Oak. (21); Sept. 29, 2002
38 Oak. (10) at Ten. (28); Sept. 7, 2003
40 Three times; last: SD (20) at Oak. (20); Sept. 10, 2012

YARDS GAINED

Most yards, rushing, season

2,627 1977
2,573 1975
2,510 1973
2,494 2010
2,470 2000

Fewest yards, rushing, season

1,080 1982
1,234 1961
1,295 2004
1,369 2005
1,392 1962

Most yards, rushing, game

356 at Seattle; Nov. 30, 1987
348 at Green Bay; Sept. 17, 1978
328 at Denver; Oct. 24, 2010
309 vs. Cincinnati; Dec. 7, 1969
307 vs. Buffalo; Nov. 28, 1977
300 at Kansas City; Sept. 14, 2008

Fewest yards, rushing, game

2 vs. San Diego; Oct. 22, 1961
8 vs. Kansas City; Dec. 3, 1995
13 vs. San Diego; Oct. 5, 1997
16 vs. Miami; Nov. 28, 2010
at Miami; Sept. 2, 1966

Most yards, rushing, both teams, game

440 Oak. (299) at Mia. (141); Sept. 30, 2007
436 Atl. (150) at Oak. (286); Nov. 30, 1975 (OT)
436 Oak. (194) at KC (242); Oct. 3, 1977
435 NYJ (316) at Oak. (119); Oct. 25, 2009
434 Cin. (169) at Oak. (265); Oct. 27, 1968

Fewest yards, rushing, both teams, game

77 SD (32) at Oak. (45); Sept. 10, 2012
91 NO (59) at Oak. (32); Nov. 9, 1997
95 Oak. (46) at SD (49); Dec. 26, 1999
104 Oak. (77) at Den. (27); Nov. 11, 2002
Oak. (83) at Phi. (21); Sept. 25, 2005

Average Gain, Rushing

Highest average gain, rushing, season

4.948 2010 (504-2,494)
4.768 1996 (456-2,174)
4.750 2000 (520-2,470)
4.631 1960 (444-2,056)
4.625 1987 (475-2,197)

Lowest average gain, rushing, season

3.291 1993 (433-1,425)
3.526 1961 (350-1,234)
3.533 1994 (428-1,512)
3.591 1979 (491-1,763)
3.655 1984 (516-1,886)

Touchdowns, Rushing

Most touchdowns, rushing, season

28 1975
23 1960
2000
21 2002
20 1990
1977
1972

Fewest touchdowns, rushing, season

4 1969
2012
5 2006
6 1998
1986

Most touchdowns, rushing, game

5 at Indianapolis; Sept. 10, 2000
at Denver; Oct. 24, 2010
4 13 times; last: vs. NYJ; Sept. 25, 2011

Most touchdowns, rushing, both teams, game

6 Oak. (2) at LACha. (4); Nov. 27, 1960
Cin. (3) at Oak. (3); Oct. 20, 1974
Oak. (3) at Mia. (3); Sept. 22, 1975
Oak. (5) at Ind. (1); Sept. 10, 2000
5 32 times; last: Oak. (2) at Dal. (3); Nov. 28, 2013

PASSING

Attempts

Most passes attempted, season

629 2012
619 2002
591 2005
582 2004
553 2001

Fewest passes attempted, season

267 1982
324 1977
335 1974
336 1990
348 1971

Most passes attempted, game

65 at Pit.; Sept. 15, 2002 (43 comp.)
62 vs. TB; Nov. 4, 2012 (40 comp.)
60 vs. KC; Oct. 5, 1980 (26 comp.)
59 vs. Cle.; Sept. 20, 1992 (33 comp.)
57 vs. SD; Sept. 22, 1996 (34 comp.)
56 vs. Phi.; Nov. 3, 2013 (29 comp.)

Fewest passes attempted, game

9 at KC; Dec. 8, 1974 (3 comp.)
10 vs. Mia.; Sept. 23, 1973 (4 comp.)
10 at Cin.; Nov. 24, 1991 (4 comp.)
11 at SF; Oct. 27, 1974 (6 comp.)
12 Five times; last: at Den.; Nov. 23, 2008 (11 comp.)

Most passes attempted, both teams, game

99 Oak. (65) at Pit. (34); Sept. 15, 2002
98 Ten. (61) at Oak. (37); Dec. 19, 2004
94 Was. (63) at LARai. (31); Oct. 29, 1989
Oak. (45) at Den. (49); Oct. 16, 1995
Oak. (42) at Phi. (52); Sept. 25, 2005

Fewest passes attempted, both teams, game

26 KC (6) at Oak. (20); Dec. 13, 1969
29 Oak. (16) at SD (13); Nov. 20, 1977
30 Oak. (27) at KC (3); Oct. 20, 1968
SD (11) at Oak. (19); Sept. 11, 2006



TEAM RECORDS

31 KC (12) at Oak. (19); Dec. 12, 1970
Oak. (18) at KC (13); Sept. 30, 1973

Completions

Most passes completed, season

418 2002
376 2012
364 2001
330 2004
317 1995

Fewest passes completed, season

154 1982
174 1971
175 1962
183 1990
184 1977

Most passes completed, game

43 at Pit.; Sept. 15, 2002 (65 att.)
40 vs. TB; Nov. 4, 2012 (62 att.)
35 at Den.; Dec. 30, 2001 (49 att.)
vs. SD; Oct. 20, 2002 (45 att.) (OT)
at KC; Oct. 27, 2002 (55 att.)



QB Rich Gannon

Fewest passes completed, game

3 at KC; Dec. 8, 1974 (9 att.)
4 at Cin.; Nov. 24, 1991 (10 att.)
5 at Pit.; Sept. 29, 1974 (12 att.)
at SD; Nov. 20, 1977 (16 att.)
at Sea.; Dec. 16, 2000 (17 att.)
vs. Pit.; Oct. 29, 2006 (14 att.)
at Mia.; Sept. 30, 2007 (12 att.)

Most passes completed, both teams, game

68 Oak. (34) at Den. (34); Nov. 11, 2002
61 Oak. (43) at Pit. (18); Sept. 15, 2002
Ten. (40) at Oak. (21); Dec. 19, 2004
Ten. (32) at Oak. (29); Sept. 29, 2002
Det. (29) at Oak. (32); Dec. 18, 2011
60 Pit. (36) at Oak. (24); Sept. 23, 2012

Fewest passes completed, both teams, game

10 Oak. (5) at SD (5); Nov. 20, 1977
12 Oak. (9) at Buf. (3); Oct. 20, 1962
Oak. (8) at Cin. (4); Oct. 19, 1975
13 Den. (2) at Oak. (11); Sept. 10, 1967
KC (2) at Oak. (11); Dec. 13, 1969
Oak. (8) at GB (5); Sept. 24, 1972
Oak. (10) at SD (3); Oct. 5, 1975

Yards Gained, Passing

Seasons leading league, passing yards

1969 (3,271)
2002 (4,475)

Most gross yards, passing, season

4,689 2002
4,292 2012
4,119 2011
4,019 2004
3,973 1986

Most net yards, passing, season

4,475 2002
4,084 2012
3,962 2011
3,858 2004
3,707 2001

Fewest net yards, passing, season

1,875 1982
2,051 1961
2,109 1977
2,128 1971
2,263 1973

Most net yards, passing, game

469 vs. Kansas City; Nov. 3, 1968
427 vs. Denver; Oct. 25, 1964
417 vs. San Diego; Jan. 1, 2012
402 vs. San Diego; Oct. 31, 1993
vs. Tampa Bay; Nov. 4, 2012
396 at Cincinnati; Nov. 24, 1968

Fewest net yards, passing, game

0 at San Diego; Dec. 28, 2003
10 vs. Atlanta; Nov. 2, 2008
12 at Kansas City; Dec. 8, 1974
17 vs. Pittsburgh; Oct. 29, 2006
19 at Cincinnati; Nov. 24, 1991

Most net yards, passing, both teams, game

824 Ten. (466) at Oak. (358); Dec. 19, 2004
764 Phi. (414) at Oak. (350); Nov. 3, 2013
761 Ten. (387) at Oak. (374); Sept. 29, 2002
752 Oak. (353) at Buf. (399); Oct. 6, 2002
727 SD (310) at Oak. (417); Jan. 1, 2012
721 Oak. (321) at BosP. (400); Oct. 16, 1964

Fewest net yards, passing, both teams, game

50 Oak. (72) at SD (-22); Oct. 5, 1975
74 Oak. (0) at SD (74); Dec. 28, 2003
77 Oak. (30) at SD (47); Nov. 20, 1977
101 Oak. (123) at KC (-22); Nov. 8, 1963
109 NYT (77) at Oak. (32); Oct. 29, 1961

TIMES SACKED

Most times sacked, season

72 2006
67 1998
64 1986
58 1997
1963

Fewest times sacked, season

12 1969
19 1970
23 1982
24 1971
1972
1974



TEAM RECORDS

Most times sacked, game

- 11 vs. Boston; Sept. 22, 1963
at Seattle; Dec. 8, 1986
- 10 at Kansas City; Sept. 6, 1998
- 9 Eight times; last: at KC; Oct. 13, 2013

Most times sacked, both teams, game

- 17 Phi. (11) at LARai.; Nov. 30, 1986 (OT)
- 16 BosP. (5) at Oak. (11); Sept. 22, 1963
Oak. (5) at Buf. (11); Oct. 15, 1967
- 14 NYJ (10) at LARai. (4); Sept. 8, 1985
- 13 Four times; last: GB (8) at LARai. (5); Nov. 11, 1990

Fewest yards lost by sack/attempting to pass, season

- 104 1969
- 124 2000
- 155 2001
- 157 2011
- 161 2004

Completion Percentage

Seasons leading league, completion percentage

1976 (64.3)

Highest completion percentage, season

- 67.5 2002 (418-619)
- 65.8 2001 (364-553)
- 64.3 1976 (232-361)
- 60.6 1979 (311-513)
- 60.1 2011 (315-524)

Lowest completion percentage, season

- 39.2 1962 (175-446)
- 43.2 1963 (191-442)
- 44.2 1988 (219-496)
- 45.2 1965 (195-431)
- 47.1 1966 (212-450)

TOUCHDOWNS, PASSING

Most touchdowns, passing, season

- 36 1969
- 33 1967
1976
- 31 1983
1968
1963

Fewest touchdowns, passing, season

- 7 2006
- 9 2003
- 10 2009
- 11 1962
- 13 2008

Most touchdowns, passing, game

- 6 vs. Houston Oilers; Dec. 22, 1963
vs. Buffalo; Oct. 19, 1969
- 5 at San Diego; Oct. 27, 1963
vs. Denver; Dec. 15, 1963
vs. Denver; Oct. 25, 1964
at Boston; Oct. 22, 1967
at San Diego; Oct. 21, 1984
vs. San Diego; Sept. 22, 1996
vs. Carolina; Dec. 24, 2000
vs. Tennessee; Dec. 19, 2004

Most touchdowns, passing, both teams, game

- 11 Hou. (5) at Oak. (6); Dec. 22, 1963
- 9 Buf. (3) at Oak. (6); Oct. 19, 1969

- SD (4) at Oak. (5); Sept. 22, 1996
Ten. (4) at Oak. (5); Dec. 19, 2004
- 8 Oak. (4) at BosP. (4); Oct. 16, 1964
SD (7) at Oak. (1); Nov. 22, 1981
LARai. (5) at SD (3); Oct. 21, 1984

PASSES HAD INTERCEPTED

Most passes had intercepted, season

- 33 1964
- 31 1978
- 29 1962
- 28 1960
1961
1975
1981
1984

Fewest passes had intercepted, season

- 9 2001
- 10 1990
1997
2002
- 11 2000
2008

Most passes had intercepted, game

- 7 vs. Denver; Oct. 16, 1977
- 6 at San Diego; Nov. 1, 1964
vs. Baltimore Colts; Nov. 28, 1971
vs. Miami; Dec. 6, 1998
vs. Kansas City; Oct. 23, 2011

Most passes had intercepted, both teams, game

- 9 Oak. (4) at NYJ (5); Sept. 28, 1963
Oak. (6) at SD (3); Nov. 1, 1964
Oak. (4) at Mia. (5); Sept. 2, 1966
Oak. (4) at Cle. (5); Oct. 6, 1974
- 8 10 times; last: KC (2) at Oak. (6); Oct. 23, 2011

PUNTING

Most punts, season

- 98 1981
1998
- 96 2003
2009
- 93 1997

Fewest punts, season

- 47 1982
- 58 1972
- 59 1964
1977
2002

Most punts, game

- 16 vs. San Diego; Oct. 11, 1998
- 11 vs. Houston Oilers; Sept. 11, 1960
vs. Boston; Sept. 22, 1963
vs. Cleveland; Nov. 18, 1973
vs. Carolina; Nov. 9, 2008
vs. Kansas City; Nov. 15, 2009
at Houston; Nov. 17, 2013



TEAM RECORDS

Fewest punts, game

- 0 at Denver; Nov. 19, 1972
at Kansas City; Oct. 3, 1977
vs. Seattle; Dec. 16, 1979
vs. Philadelphia; Sept. 24, 1995
vs. Seattle; Dec. 5, 1999

Most punts, both teams, game

- 27 SD (11) at Oak. (16); Oct. 11, 1998
- 21 Cle. (10) at Oak. (11); Nov. 18, 1973
- 20 Car. (9) at Oak. (11); Nov. 9, 2008
- Oak. (11) at Hou. (9); Nov. 17, 2013
- 19 Five times; last: Oak. (9) at SD (10); Dec. 28, 2003

Fewest punts, both teams, game

- 1 Sea. (1) at Oak. (0); Dec. 5, 1999
- SD (0) at Oak. (1); Jan. 1, 2012
- 2 Five times; last: Oak. (2) at Cin. (0); Dec. 10, 2006

Average Yardage

Highest gross average, punting, season

- 51.14 2009 (96-4,909)
- 50.77 2011 (78-3,960)
- 49.11 2007 (73-3,585)
- 48.79 2008 (90-4,391)
- 47.76 2013 (86-4,107)
- 46.92 2006 (78-3,660)

Lowest gross average, punting, season

- 35.02 1972 (58-2,031)
- 37.34 1990 (62-2,315)
- 37.42 1962 (83-3,106)
- 38.92 1960 (76-2,958)
- 39.01 1970 (80-3,121)


PUNT RETURNS

Most punt returns, season

- 71 1985
- 67 1984
- 58 1983
- 1975
- 56 1986

Fewest punt returns, season

- 15 1961
- 24 1972
- 2004
- 25 2013
- 26 1960
- 27 1982
- 1997



P Jeff Gossett

Most punt returns, game

- 9 vs. Denver; Sept. 10, 1967
at Detroit; Dec. 10, 1984
- 8 at San Diego; Oct. 5, 1975
vs. New England; Nov. 1, 1981
vs. Cleveland; Nov. 16, 1986
vs. San Diego; Oct. 11, 1998
vs. Chicago; Nov. 11, 2007

Most punt returns, both teams, game

- 16 SD (8) at Oak. (8); Oct. 11, 1998
- 15 Cle. (7) at LARai. (8); Nov. 16, 1986
- 14 Chi. (6) at Oak. (8); Nov. 11, 2007
- Car. (7) at Oak. (7); Nov. 9, 2008
- 12 Four times; last: KC (9) at Oak. (3); Nov. 15, 2009

Fair Catches

Most fair catches, season

- 32 2001
- 28 1969
- 26 1967
- 2002
- 24 1996

Most fair catches, game

- 5 vs. Atlanta; Nov. 26, 2000
- vs. San Diego; Oct. 20, 2002 (OT)

Yards Gained

Most yards, punt returns, season

- 785 1985
- 688 1975
- 667 1984
- 666 1983
- 1968

Fewest yards, punt returns, season

- 66 1972
- 117 1961
- 132 2004
- 151 1960
- 173 2012

Most yards, punt returns, game

- 225 at Buffalo; Sept. 15, 1968 (7 ret.)
- 157 vs. Tennessee; Sept. 29, 2002 (2 ret.)
- 152 at Detroit; Dec. 10, 1984 (9 ret.)
- 143 vs. Denver; Sept. 10, 1967 (9 ret.)
- 142 vs. San Diego; Oct. 29, 1967 (6 ret.)

Most yards, punt returns, both teams, game

- 244 Oak. (225) at Buf. (19); Sept. 15, 1968
- 207 Oak. (112) at Buf. (95); Dec. 13, 1998
- 198 Sea. (65) at Oak. (133); Nov. 15, 1998
- 196 Phi. (99) at LARai. (97); Nov. 30, 1986 (OT)
- 187 LARai. (152) at Det. (35); Dec. 10, 1984

Average Yards Returning Punts

Highest average, punt returns, season

- 13.545 1964 (33-447)
- 12.955 2008 (44-570)
- 12.947 2003 (38-492)
- 12.588 1967 (51-642)
- 12.175 1994 (40-487)



TEAM RECORDS

Lowest average, punt returns, season

2.750	1972 (24-66)
4.917	2009 (36-177)
5.088	2012 (34-173)
5.114	1979 (35-179)
5.500	2004 (24-132)

Touchdowns Returning Punts

Most touchdowns, punt returns, season

3	2008
2	1963
	1968
	1998
	2002
	2003

Most touchdowns, punt returns, game

2	vs. Tennessee; Sept. 29, 2002
1	22 times; last: vs. Hou.; Dec. 21, 2008

Most touchdowns, punt returns, both teams, game

2	Phi. (1) at LARai. (1); Nov. 30, 1986 (OT)
	Sea. (1) at Oak. (1); Nov. 15, 1998
	Ten. (0) at Oak. (2); Sept. 29, 2002

KICKOFF RETURNS

Most kickoff returns, season

83	2004
81	1997
80	2005
78	2007
	2008

Fewest kickoff returns, season

36	1982
38	1972
39	1973
42	1969
	2012

Most kickoff returns, game

10	at Seattle; Oct. 26, 1997
9	vs. Seattle; Dec. 18, 1988
9	vs. San Diego; Nov. 22, 1981
8	16 times; last: vs. Mia.; Nov. 28, 2010

Most kickoff returns, both teams, game

18	HouO. (10) at Oak. (8); Dec. 22, 1963
17	Sea. (8) at LARai. (9); Dec. 18, 1988
	Oak. (10) at Sea. (7); Oct. 26, 1997
15	Oak. (6) at BosP. (9); Oct. 16, 1964 (OT)
	Den. (8) at Oak. (7); Dec. 19, 2010

Yards Gained, Kickoff Returns

Most yards, kickoff returns, season

1,832	2005
1,811	2006
1,777	2008
1,700	2004
1,699	1997

Fewest yards, kickoff returns, season

744	1992
754	1982
813	1972
909	1977
928	1991

Most yards, kickoff returns, game

223	at Seattle; Oct. 26, 1997 (10 ret.)
222	vs. Green Bay; Nov. 11, 1990 (8 ret.)
220	at Seattle; Nov. 11, 2001 (7 ret.)

215 vs. Miami; Nov. 28, 2010 (8 ret.)

206 at Baltimore; Sept. 17, 2006 (7 ret.)

Most yards, kickoff returns, both teams, game

388	Oak. (223) at Sea. (165); Oct. 26, 1997
384	HouO. (269) at Oak. (115); Dec. 22, 1963
369	Oak. (206) at Bal. (163); Sept. 17, 2006
362	SD (269) at Oak. (93); Nov. 18, 2001
353	Sea. (198) at LARai. (155); Dec. 18, 1988

Average Yardage, Kickoff Returns

Highest average, kickoff returns, season

25.961	1975 (51-1,324)
25.000	1964 (61-1,525)
24.808	2006 (73-1,811)
24.026	1973 (39-937)
23.873	1960 (63-1,504)

Lowest average, kickoff returns, season

17.302	1992 (43-744)
17.846	1991 (52-928)
18.167	2009 (66-1,199)
18.551	1977 (49-909)
18.556	1989 (54-1,002)

Touchdowns, Kickoff Returns

Most touchdowns, kickoff returns, season

3	2010
2	1980
	2008

Most touchdowns, kickoff returns, game

1	18 times; last: vs. Cle.; Oct. 16, 2011
---	---

Most TD, kickoff returns, both teams, game

2	NE (1) at Oak. (1); Dec. 14, 2008
1	32 times; last: Oak. (0) at SD (1); Dec. 30, 2012

FUMBLES

Most fumbles, season

46	1983
42	1981
	1984
	2007
41	1960

Fewest fumbles, season

16	1965
	2011
17	1969
18	2000
19	1963
	1967

Most fumbles, game

9	vs. Seattle; Dec. 22, 1996
7	at Detroit; Dec. 10, 1984
	at Kansas City; Sept. 6, 1998
	vs. Denver; Oct. 4, 1981
6	Nine times; last: vs. KC; Dec. 26, 1998

Most fumbles, both teams, game

11	SF (5) at Oak. (6); Nov. 4, 1979
	Phi. (6) at LARai. (5); Nov. 30, 1986 (OT)
	Was. (8) at LARai. (3); Oct. 29, 1989
10	HouO. (7) at Oak. (3); Sept. 11, 1960
	Den. (4) at LARai. (6); Oct. 28, 1984 (OT)
	Sea. (1) at Oak. (9); Dec. 22, 1996

Fumbles Lost

Most fumbles lost, season

25	1983
24	1986



TEAM RECORDS

22 2006
21 1968
20 1962

1975
1980
1981
1984

Fewest fumbles lost, season

7 1969
2011
9 1965
1970
1982
2000
2002
2005

Most fumbles lost, game

6 vs. Seattle; Dec. 22, 1996
5 vs. Denver; Oct. 14, 1962
at Seattle; Oct. 16, 1983
at Dallas; Oct. 23, 1983
at Kansas City; Sept. 6, 1998
vs. Chicago; Sept. 26, 1999

Most fumbles lost, both teams, game

8 SF (4) at Oak. (4); Nov. 4, 1979
7 Den. (2) at Oak. (5); Oct. 14, 1962
Oak. (3) at BosP. (4); Oct. 22, 1967
Oak. (3) at Atl. (4); Dec. 5, 1971
Min. (4) at Oak. (3); Dec. 11, 1977
Den. (3) at LARai. (4); Oct. 28, 1984 (OT)
Sea. (1) at Oak. (6); Dec. 22, 1996
Chi. (2) at Oak. (5); Sept. 26, 1999

Fumbles Recovered

Most opponent fumbles recovered, season

22 1979
21 1977
1995
19 1981
18 1989

Fewest opponent fumbles recovered, season

5 2006
6 1975
7 1992
2001

Most opponent fumbles recovered, game

4 at Seattle; Nov. 1, 1998
at Pittsburgh; Sept. 15, 2002
at Minnesota; Nov. 18, 2007
3 Nine times; last: vs. SD; Oct. 10, 2010

Touchdowns, Fumble Recoveries

Most TD, opponent fumble recoveries, season

5 1978
3 1980
1995
2 12 times; last: 2006

Most TD, opponent fumble recoveries, game

2 vs. Buffalo; Dec. 24, 1967
vs. Philadelphia; Sept. 24, 1995
1 51 times; last: vs. SD; Oct. 6, 2013

Most TD, opponent fumble recoveries, both teams, game

3 Buf. (1) at Oak. (2); Dec. 24, 1967
Phi. (1) at Oak. (2); Sept. 24, 1995
2 Min. (1) at Oak. (1); Dec. 11, 1977
KC (2) at Oak. (0); Oct. 5, 1980

LARai. (1) at NE (1); Sept. 29, 1985
Hou. (1) at Oak. (1); Dec. 3, 2006

TURNOVERS

Most turnovers, season

51 1964
49 1962
1983
1986
48 1975
1981
1984

Fewest turnovers, season

19 2002
20 2000
23 2005
2008
24 1982
1990
1997

Most turnovers, game

9 vs. San Francisco; Dec. 20, 1970
8 vs. Denver; Oct. 16, 1977
vs. Kansas City; Oct. 5, 1980
at Seattle; Oct. 16, 1983
7 Eight times; last: vs. Mia.; Dec. 6, 1998

Most turnovers, both teams, game

14 Oak. (4) at HouO. (10); Sept. 7, 1963
12 BosP. (7) at Oak. (5); Oct. 16, 1960
Oak. (6) at NYT (6); Nov. 11, 1961
Den. (5) at Oak. (7); Oct. 14, 1962
Oak. (6) at NYJ (6); Sept. 28, 1963
Was. (8) at LARai. (4); Oct. 29, 1989

PENALTIES

Seasons leading league, fewest penalties (none)

Seasons leading league, most penalties

1963 (93)	1984 (143)
1966 (80)	1991 (117)
1968 (81)	1993 (148)
1969 (100)	1994 (156)
1975 (101)	1995 (134)
1982 (86)	1996 (156)

Fewest penalties, season

53 1961
69 1962
1965
71 1960
1967

Most penalties, season

163 2011
156 1994
1996
148 1993
2010

Fewest penalties, game

0 at Boston; Oct. 26, 1962
at Kansas City; Oct. 20, 1968
vs. Denver; Dec. 19, 1971
at San Diego; Dec. 4, 2005
1 12 times; last: vs. Sea.; Dec. 5, 1999



TEAM RECORDS

Most penalties, game

- 20 at Denver; Dec. 15, 1996
- 19 at Cleveland; Oct. 12, 2003
- 17 at Houston Oilers; Sept. 7, 1963
at San Diego; Nov. 15, 1987
at San Diego; Dec. 5, 1994
at Tennessee; Sept. 7, 2003

Fewest penalties, both teams, game

- 1 Oak. (0) at SD (1); Dec. 4, 2005
- 2 Oak. (0) at BosP. (2); Oct. 26, 1962
Oak. (0) at KC (2); Oct. 20, 1968
Den. (2) at Oak. (0); Dec. 19, 1971
Oak. (2) at KC (0); Dec. 8, 1974
Sea. (1) at Oak. (1); Dec. 5, 1999

Most penalties, both teams, game

- 31 NYG (15) at Oak. (16); Sept. 13, 1998
- 30 Oak. (20) at Den. (10); Dec. 15, 1996
- 28 Oak. (17) at Ten. (11); Sept. 7, 2003
- 27 KC (12) at Oak. (15); Nov. 7, 2010 (OT)
- 26 Six times; last: Oak. (15) at KC (11); Dec. 24, 2011 (OT)

Yards Penalized

Fewest yards penalized, season

- 456 1961
- 661 1965
- 682 1990
- 695 1962
- 718 1960

Most yards penalized, season

- 1,358 2011
- 1,276 2010
- 1,274 1969
- 1,266 1996
- 1,209 1984

Fewest yards penalized, game

- 0 at Boston; Oct. 26, 1962
at Kansas City; Oct. 20, 1968
vs. Denver; Dec. 19, 1971
at San Diego; Dec. 4, 2005
- 3 vs. Buffalo; Nov. 24, 1966

Most yards penalized, game

- 186 at San Diego; Nov. 15, 1987
- 180 at San Diego; Oct. 26, 1969
- 176 at Boston; Sept. 28, 1969
- 173 at Kansas City; Oct. 3, 1993
at Tennessee; Sept. 7, 2003

Fewest yards penalized, both teams, game

- 10 Oak. (0) at BosP. (10); Oct. 26, 1962
Oak. (10) at KC (0); Dec. 8, 1974
- 15 Oak. (0) at SD (15); Dec. 4, 2005
- 19 Sea. (14) at Oak. (5); Dec. 5, 1999
- 24 Oak. (14) at GB (10); Dec. 26, 1993
Oak. (0) at KC (24); Oct. 20, 1968

Most yards penalized, both teams, game

- 284 Oak. (173) at Ten. (111); Sept. 7, 2003
- 281 Oak. (176) at BosP. (105); Sept. 28, 1969
- 270 GB (151) at Oak. (119); Oct. 24, 1976
- 258 Oak. (157) at Den. (101); Dec. 15, 1996
- 258 LARai. (132) at KC (126); Sept. 16, 1984

DEFENSIVE RECORDS

SCORING

Seasons leading league, fewest points allowed

(None)

Fewest points allowed, season

- 175 1973
- 200 1982
- 228 1974
- 230 1977
- 233 1967
- 1968

Fewest points allowed, 16-game season

- 268 1990
- 278 1984
- 281 1992
- 283 1978
- 293 1996

Most points allowed, season

- 458 1961
- 453 2013
- 443 2012
- 442 2004
- 433 2011
- 419 1997

Most points allowed, game

- 56 vs. Kansas City; Dec. 15, 2013 (56-31 loss)
- 55 at Houston Oilers; Sept. 9, 1961 (55-0 loss)
vs. San Diego; Nov. 22, 1981 (55-21 loss)
at Baltimore; Nov. 11, 2012 (55-20 loss)
- 52 at Los Angeles Chargers; Nov. 27, 1960 (52-28 loss)
- 49 vs. Houston Oilers; Dec. 22, 1963 (52-49 win)
at Jacksonville; Dec. 23, 2007 (49-11 loss)
vs. New England; Dec. 14, 2008 (49-26 loss)
vs. Philadelphia; Nov. 3, 2013 (49-20 loss)

Fewest points allowed, shutout loss

- 12 at Buffalo; Oct. 5, 1963
- 16 at Detroit; Sept. 27, 1981
- 16 at Seattle; Nov. 6, 2006
- 17 vs. Denver; Oct. 4, 1981
- 20 vs. St. Louis; Dec. 17, 2006

Fewest overall touchdowns allowed, season

- 19 1973
- 24 1982
- 26 1968
- 1990
- 27 1972
- 1974

Fewest overall touchdowns allowed, 16-game season

- 26 1990
- 31 1996
- 32 1992
- 33 1984
- 1995

Most overall touchdowns allowed, season

- 61 1961
- 56 2004
- 54 2013
- 53 2011
- 50 1960
- 2012



TEAM RECORDS

Most overall touchdowns allowed, game

8	vs. San Diego; Nov. 22, 1981
	vs. Kansas City; Dec. 15, 2013
7	Eight times; last: vs. Phi.; Nov. 3, 2013

FIRST DOWNS ALLOWED

Fewest first downs allowed, season

182	1967
194	1973
204	1977
206	1982
211	1966

Fewest first downs allowed, 16-game season

264	1992
266	1990
	1999
267	2006
273	1985
	1998

Most first downs allowed, season

369	2011
367	2004
345	1997
330	2013
325	2008
320	2000

Fewest first downs allowed, rushing, season

53	1982
60	1967
73	1985
83	1968
84	1966

Most first downs allowed, rushing, season

137	1979
135	1961
129	2008
127	2003
126	2009

Fewest first downs allowed, passing, season

92	1973
103	1967
104	1972
	1970
105	1977

Most first downs allowed, passing, season

210	2004
206	2011
202	2000
	2013
199	1997
189	2002

Fewest first downs allowed, by penalty, season

12	1962
13	1977
14	1973
15	2007
16	1961

Most first downs allowed, by penalty, season

58	2011
44	2010
43	1984
42	2004
37	1993

NET YARDS RUSHING AND PASSING

Fewest yards allowed, season

3,066	1982
3,160	1973
3,294	1967
3,629	1975
3,770	1969

Most yards allowed, season

6,201	2011
6,116	1997
5,936	2004
5,904	2003
5,819	2013
5,791	2009

Fewest yards allowed, game

-5	vs. Denver; Sept. 10, 1967
61	at Kansas City; Nov. 8, 1963
83	at Boston; Oct. 22, 1967
89	at Houston Oilers; Oct. 9, 1972
93	at San Diego; Oct. 5, 1975
102	at Denver; Nov. 20, 1966

Most yards allowed, game

593	at San Diego; Nov. 10, 1985 (OT)
554	at Seattle; Oct. 26, 1997
548	vs. Green Bay; Dec. 22, 2003
542	vs. Philadelphia; Nov. 3, 2013
539	at Los Angeles Chargers; Nov. 27, 1960
527	vs. Tennessee; Dec. 19, 2004

RUSHING DEFENSE

Seasons leading league, fewest rushing yards allowed

1967 (1,129)

Fewest attempts allowed, rushing, season

234	1982
352	1967
371	1963
383	2000
384	2002

Most attempts allowed, rushing, season

583	1978
548	2009
544	2003
542	2008
	2006

Fewest yards allowed, rushing, season

778	1982
1,129	1967
1,453	2002
1,466	1963
1,470	1973

Most yards allowed, rushing, season

2,555	2008
2,510	2003
2,488	2009
2,397	1962
2,382	1961

Fewest yards allowed, rushing, game

10	vs. N.Y. Jets; Dec. 10, 2000
	vs. Kansas City; Dec. 16, 2012
13	vs. Denver; Oct. 22, 1972
14	at Miami; Nov. 19, 1990
16	vs. New Orleans; Nov. 20, 1994



TEAM RECORDS

Most yards allowed, rushing, game

319	at Seattle; Nov. 11, 2001
316	vs. N.Y. Jets; Oct. 25, 2009
306	vs. Buffalo; Nov. 18, 1962
299	vs. Denver; Nov. 6, 2011
296	at New England; Oct. 3, 1976



1983 SB XVIII defense

Fewest touchdowns allowed, rushing, season

4	1990
5	1973
7	1977
	1985
	1996

Most touchdowns allowed, rushing, season

36	1961
24	2007
	2009
23	2008
21	1962
	2003
	2004

Most touchdowns allowed, rushing, game

5	at San Diego; Sept. 17, 1961
	vs. San Diego; Oct. 22, 1961
	at Carolina; Nov. 2, 1997
4	12 times; last: vs. TB; Nov. 4, 2012

PASSING DEFENSE

Seasons leading league, fewest passing yards allowed

1962	(2,306)
1963	(2,589)
1966	(2,118)
2006	(2,413)

Fewest attempts allowed, passing, season

339	1970
348	1972
359	1971
367	1974
	1977

Most attempts allowed, passing, season

601	2011
588	2000
570	2002
564	1994
552	1997
549	2013

Fewest completions allowed, season

157	1970
164	1969
166	1972
169	1962
170	1973

Fewest completions allowed, game

2	vs. Denver; Sept. 10, 1967 (16 att.)
	at Kansas City; Oct. 20, 1968 (3 att.)
	vs. Kansas City; Dec. 13, 1969 (6 att.)
3	at Buffalo; Oct. 20, 1962 (11 att.)
	at N.Y. Jets; Oct. 10, 1964 (14 att.)
	at San Diego; Oct. 5, 1975 (13 att.)

Most completions allowed, season

374	2013
359	2000
347	2012
346	2002
324	2011
	1997

Fewest yards allowed, net passing, season

1,690	1973
1,844	1975
2,089	1970
2,109	1969
2,111	1974

Most yards allowed, net passing, season

4,092	2013
4,023	2011
3,924	2004
3,870	1997
3,775	2012
3,698	2000

Fewest yards allowed, net passing, game

-53	vs. Denver; Sept. 10, 1967
-22	at Kansas City; Nov. 8, 1963
	at San Diego; Oct. 5, 1975
-19	at Buffalo; Sept. 15, 1968
-5	vs. Houston; Dec. 3, 2006
-1	at Houston Oilers; Oct. 9, 1972

Most yards allowed, net passing, game

474	vs. Kansas City; Nov. 5, 2000
466	vs. Tennessee; Dec. 19, 2004
434	at Miami; Dec. 2, 1984
431	at Denver; Dec. 14, 1980
426	at San Diego; Nov. 10, 1985 (OT)

Lowest completion percentage allowed, season

38.9	1969 (164-422)
41.2	1967 (189-459)
42.4	1968 (189-446)
42.7	1965 (199-466)
43.0	1975 (171-398)

Highest completion percentage allowed, season

68.1	2013 (374-549)
66.0	2012 (347-526)
61.8	2004 (315-510)
61.2	2003 (286-467)
61.1	2000 (359-588)
60.9	2005 (296-486)

Fewest touchdowns allowed, passing, season

11	1982
	1992
12	1973
	1974



TEAM RECORDS

13 1968
1976

Most touchdowns allowed, passing, season

33 2013
31 2011
30 2004
29 2010
28 1960
2012

Most touchdowns allowed, passing, game

7 vs. San Diego; Nov. 22, 1981
vs. Philadelphia; Nov. 3, 2013
5 vs. Houston Oilers; Dec. 22, 1963
at Seattle; Nov. 28, 1988
at Seattle; Oct. 26, 1997
at San Diego; Oct. 31, 2004
vs. Kansas City; Dec. 15, 2013

SACKS BY *(since 1963; official in 1982)*

Most sacks, season

67 1967
65 1985
64 1984
63 1986
57 1983

Fewest sacks, season

20 1961
23 1962
25 2012
2004
2003

Most sacks, game

11 at Buffalo; Oct. 15, 1967
at Denver; Nov. 5, 1967
vs. Philadelphia; Nov. 30, 1986 (OT)
10 vs. Denver; Dec. 8, 1975
vs. Denver; Oct. 31, 1976
vs. N.Y. Jets; Sept. 8, 1985

Most opponent yards lost, attempting to pass, season

666 1967
516 1984
488 1985
484 1983
474 1975

Fewest opponent yards lost, attempting to pass, season

162 2003
168 1961
182 2004
185 2012
186 2007

INTERCEPTIONS BY

Seasons leading league, interceptions by

1975 (35)
1980 (35)

Most passes intercepted by, season

35 1963
1975
1980
30 1967
29 1962

Fewest passes intercepted by, season

5 2005
8 2009
9 2004
2013
10 1997
11 1995
2012

Most passes intercepted, by, game

6 at Houston Oilers; Sept. 7, 1963
vs. Los Angeles Rams; Oct. 29, 1972
5 13 times; last: at Dal.; Nov. 9, 1986

Most touchdowns, interception returns, season

4 1965
1967
1968
1969
2000

Most touchdowns, interception returns, game

2 at Denver; Nov. 21, 1965
at Kansas City; Nov. 23, 1967
at Kansas City; Nov. 23, 1969
at San Diego; Jan. 2, 1983
at New England; Sept. 29, 1985
vs. Pittsburgh; Oct. 29, 2006

Most touchdowns, interception returns, both teams, game

2 14 times; last: KC (2) at Oak. (0); Oct. 23, 2011

PUNT RETURNS

Fewest opponent punt returns, season

17 1982
21 2002
24 1990
26 1985
1971

Most opponent punt returns, season

42 2013
37 1967
1969
35 1966, 1975, 1983, 1993, 2004

Fewest yards allowed, punt returns, season

71 1982
151 1969
153 1990
159 1985
168 1971

Most yards allowed, punt returns, season

787 1998
669 2003
593 2011
514 1981
502 2001

Lowest average allowed, punt returns, season

4.08 1969 (37-151)
4.18 1982 (17-71)
5.28 1968 (40-211)
5.61 1963 (33-185)
6.12 1985 (26-159)

Highest average allowed, punt returns, season

14.85 1998 (53-787)
14.76 2001 (34-502)
14.14 2002 (21-297)
13.48 2011 (44-593)
12.87 2003 (52-669)



TEAM RECORDS

Most touchdowns allowed, punt returns, season

2	1983
	2007
	2011
1	Nine times; last: 2013

Most touchdowns allowed, punt returns, game

1	14 times; last: at Hou.; Nov. 17, 2013
---	--

KICKOFF RETURNS

Fewest opponent kickoff returns, season

30	2012
	2013
35	1992
39	1962
42	2006
	2009

Most opponent kickoff returns, season

82	1967
80	2000
77	1999
75	1968
	2001

Fewest yards allowed, kickoff returns, season

613	2013
690	1992
783	1993
851	1982
868	2012
959	1960

Most yards allowed, kickoff returns, season

1,826	2002
1,707	1967
1,689	2000
1,657	2001
1,652	1968

Most yards allowed, kickoff returns, game

269	vs. Houston Oilers; Dec. 22, 1963 (10 ret.)
269	vs. San Diego; Nov. 18, 2001 (7 ret.)
218	at Kansas City; Nov. 23, 1967 (10 ret.)
215	vs. San Diego; Jan. 1, 2012 (6 ret.)
207	vs. Cincinnati; Dec. 7, 1969 (7 ret.)

Lowest average allowed, kickoff returns, season

15.83	1977 (63-997)
16.89	1986 (63-1,064)
16.97	1989 (59-1,001)
17.40	1993 (45-783)
17.43	1984 (61-1,063)

Highest average allowed, kickoff returns, season

28.93	2012 (30-868)
28.57	2006 (42-1,200)
25.86	2003 (57-1,474)
25.74	2011 (47-1,210)
25.67	2009 (42-1,078)

Most touchdowns allowed, kickoff returns, season

2	1989
	2012
1	12 times; last: 2011

Most touchdowns allowed, kickoff returns, game

1	16 times; last: at SD; Dec. 30, 2012
---	--------------------------------------

FUMBLES

Fewest opponent fumbles, season

13	2011
14	1975
	2004
	2012
16	2006

Most opponent fumbles, season

40	1989
37	1995
36	1960
35	1973
	1979

Most opponent fumbles, game

8	vs. Washington; Oct. 29, 1989
7	vs. Houston Oilers; Sept. 11, 1960
	vs. Buffalo; Oct. 19, 1969
6	Seven times; last: at Sea.; Nov. 1, 1998

Most opponent fumbles lost, game

5	vs. Buffalo; Oct. 19, 1969
4	13 times; last: at Min.; Nov. 18, 2007

TURNOVERS

Fewest opponent turnovers, season

18	2004
19	1992
	2005
	2012
20	2009

Most opponent turnovers, season

52	1963
	1980
47	1962
	1977
46	1979

Most opponent turnovers, game

10	at Houston Oilers; Sept. 7, 1963
8	vs. Washington; Oct. 29, 1989
7	Eight times; last: at SD; Sept. 14, 1980 (OT)

PENALTIES

Fewest opponent penalties, season

53	1982
54	1966
59	1960
61	1974
62	1961
	1975

Most opponent penalties, season

121	1984
120	2011
118	1986
117	1997
	2000
	2010

Fewest opponent penalties, game

0	at Kansas City; Dec. 8, 1974
0	at Houston Oilers; Dec. 9, 1962
1	24 times; last: at NYG; Nov. 10, 2013

Most opponent penalties, game

17	vs. Chicago; Sept. 26, 1999
15	at Houston Oilers; Sept. 11, 1988
	vs. N.Y. Giants; Sept. 13, 1998
14	Four times; last: vs. TB; Nov. 4, 2012



TEAM RECORDS

MISCELLANEOUS

Most blocked opponent kicks, season (since 1995)

5	2000
4	2004
	2011
	2013
3	1997
	2001
	2005
	2012

Most blocked opponent kicks, game (since 1995)

2	at Kansas City; Dec. 24, 2011 (OT)
2	vs. San Diego; Oct. 10, 2010
2	at New England; Sept. 8, 2005
2	vs. Dallas; Oct. 7, 2001
2	at San Francisco; Oct. 8, 2000

ANNUAL LEADERS

PASSING

	Att	Comp	Yds	Pct	TD	Int
1960 Tom Flores	252	136	1738	54.0	12	12
1961 Tom Flores	366	190	2176	51.9	15	19
1962 Cotton Davidson	321	119	1977	37.0	7	23
1963 Tom Flores	247	113	2101	45.7	20	13
1964 Cotton Davidson	320	155	2497	48.4	21	19
1965 Tom Flores	269	122	1593	45.3	14	11
1966 Tom Flores	306	151	2638	49.4	24	14
1967 Daryle Lamonica	425	220	3228	51.8	30	23
1968 Daryle Lamonica	416	206	3245	49.5	25	15
1969 Daryle Lamonica	426	221	3302	51.9	34	25
1970 Daryle Lamonica	356	179	2516	50.3	22	15
1971 Daryle Lamonica	242	118	1717	48.8	16	16
1972 Daryle Lamonica	281	149	1998	53.0	18	12
1973 Ken Stabler	260	163	1997	62.7	14	10
1974 Ken Stabler	310	178	2469	57.4	26	12
1975 Ken Stabler	293	171	2296	58.4	16	24
1976 Ken Stabler	291	194	2737	66.7	27	17
1977 Ken Stabler	294	169	2176	57.5	20	20
1978 Ken Stabler	406	237	2944	58.4	16	30
1979 Ken Stabler	498	304	3615	61.0	26	22
1980 Jim Plunkett	320	165	2299	51.6	18	16
1981 Marc Wilson	366	173	2311	47.3	14	19
1982 Jim Plunkett	261	152	2035	58.2	14	15
1983 Jim Plunkett	379	230	2935	60.7	20	18
1984 Marc Wilson	282	153	2151	54.3	15	17
1985 Marc Wilson	388	193	2608	49.7	16	21
1986 Jim Plunkett	252	133	1986	52.8	14	9
1987 Marc Wilson	266	152	2070	57.1	12	8
1988 Jay Schroeder	256	113	1839	44.1	13	13
1989 Steve Beuerlein	217	108	1677	49.8	13	9
1990 Jay Schroeder	334	182	2849	54.5	19	9

	Att	Comp	Yds	Pct	TD	Int
1991 Jay Schroeder	357	189	2562	52.9	15	16
1992 Jay Schroeder	253	123	1476	48.6	11	11
1993 Jeff Hostetler	419	236	3242	56.2	14	10
1994 Jeff Hostetler	454	263	3334	57.9	20	16
1995 Jeff Hostetler	286	172	1998	60.1	12	9
1996 Jeff Hostetler	402	242	2548	60.2	23	14
1997 Jeff George	521	290	3917	55.7	29	9
1998 Donald Hollas	260	135	1754	51.9	10	16
1999 Rich Gannon	515	304	3840	59.0	24	14
2000 Rich Gannon	473	284	3430	60.0	28	11
2001 Rich Gannon	548	361	3828	65.8	27	9
2002 Rich Gannon	618	414	4689	67.6	26	10
2003 Rich Gannon	225	125	1274	55.6	6	4
2004 Kerry Collins	513	289	3495	56.3	21	20
2005 Kerry Collins	565	302	3759	53.5	20	12
2006 Andrew Walter	276	147	1677	53.3	3	13
2007 Josh McCown	190	111	1151	58.4	10	11
2008 JaMarcus Russell	368	198	2423	53.8	13	8
2009 JaMarcus Russell	246	120	1287	48.8	3	11
2010 Jason Campbell	329	194	2387	59.0	13	8
2011 Carson Palmer	328	199	2753	60.7	13	16
2012 Carson Palmer	565	345	4018	61.1	22	14
2013 Terrelle Pryor	272	156	1798	57.4	7	11

RUSHING

	No	Yds	Avg	TD	Lg
1960 Tony Teresa	139	608	4.4	6	83
1961 Wayne Crow	119	490	4.1	2	62
1962 Clem Daniels	161	766	4.7	7	72
1963 Clem Daniels	215	1099	5.1	3	74
1964 Clem Daniels	173	824	4.7	2	42
1965 Clem Daniels	219	953	4	5	57
1966 Clem Daniels	204	801	3.9	7	64
1967 Clem Daniels	130	575	4.4	4	52
1968 Hewritt Dixon	206	865	4.2	2	28
1969 Charlie Smith	177	600	3.4	2	23
1970 Hewritt Dixon	197	861	4.4	1	39
1971 Marv Hubbard	181	867	4.8	5	20
1972 Marv Hubbard	219	1100	5	4	39
1973 Marv Hubbard	193	903	4.7	6	50
1974 Marv Hubbard	188	865	4.6	4	32
1975 Pete Banaszak	187	672	3.6	16	27



QB Daryle Lamonica



ANNUAL LEADERS



RB Mark van Eeghen

	No	Yds	Avg	TD	Lg
1976 Mark van Eeghen.....	233	1012	4.3	3	21
1977 Mark van Eeghen	324	1273	3.9	7	27
1978 Mark van Eeghen	270	1080	4.0	9	34
1979 Mark van Eeghen.....	223	818	3.7	7	19
1980 Mark van Eeghen	222	838	3.8	5	34
1981 Kenny King	170	828	4.9	0	60
1982 Marcus Allen	160	697	4.4	11	53
1983 Marcus Allen	266	1014	3.8	9	19
1984 Marcus Allen	275	1168	4.2	13	52
1985 Marcus Allen	380	1759	4.6	11	61
1986 Marcus Allen	208	759	3.6	5	28
1987 Marcus Allen	200	754	3.8	5	44
1988 Marcus Allen	223	831	3.7	7	32
1989 Bo Jackson	173	950	5.5	4	92
1990 Bo Jackson	125	698	5.6	5	88
1991 Roger Craig	162	590	3.6	1	15
1992 Eric Dickerson	187	729	3.9	2	40
1993 Greg Robinson	156	591	3.8	1	16
1994 Harvey Williams	282	983	3.5	4	28
1995 Harvey Williams	255	1114	4.4	9	60
1996 Napoleon Kaufman	150	874	5.8	1	77
1997 Napoleon Kaufman	272	1294	4.8	6	83
1998 Napoleon Kaufman	217	921	4.2	2	80
1999 Tyrone Wheatley	242	936	3.9	8	30
2000 Tyrone Wheatley	232	1046	4.5	9	80
2001 Charlie Garner	211	839	4.0	1	38
2002 Charlie Garner	182	962	5.3	7	36
2003 Tyrone Wheatley	159	678	4.3	4	41
2004 Amos Zereoue	112	425	3.8	3	55
2005 LaMont Jordan	272	1025	3.8	9	26
2006 Justin Fargas	178	659	3.7	1	48
2007 Justin Fargas.....	222	1009	4.5	4	48
2008 Justin Fargas.....	218	853	3.9	1	42
2009 Michael Bush	123	589	4.8	3	60
2010 Darren McFadden	223	1157	5.2	7	57
2011 Michael Bush	256	977	3.8	7	44
2012 Darren McFadden	216	707	3.3	2	64
2013 Rashad Jennings	163	733	4.5	6	80

RECEIVING

	No	Yds	Avg	TD	Lg
1960 Billy Lott	49	524	10.7	1	28
1961 Doug Asad	36	501	13.0	2	51
1962 Max Boydston	30	374	12.4	0	58
1963 Art Powell	73	1304	17.8	16	85
1964 Art Powell	76	1361	17.9	11	77
1965 Art Powell	52	800	15.4	12	66
1966 Art Powell.....	53	1026	19.4	11	46
1967 Hewritt Dixon.....	59	563	9.5	2	48
1968 Fred Biletnikoff	61	1037	17.0	6	82
1969 Fred Biletnikoff	54	837	15.3	12	53

	No	Yds	Avg	TD	Lg
1970 Fred Biletnikoff	45	768	17.1	7	51
1971 Fred Biletnikoff	61	929	15.2	9	49
1972 Fred Biletnikoff	58	802	13.8	7	39
1973 Fred Biletnikoff	48	660	13.8	4	32
1974 Cliff Branch	60	1092	18.2	13	67
1975 Cliff Branch	51	893	17.5	9	53
1976 Dave Casper	53	691	13.0	10	30
1977 Dave Casper	48	584	12.2	6	27
1978 Dave Casper	62	852	13.7	9	44
1979 Cliff Branch	59	844	14.3	6	66
1980 Bob Chandler	49	786	16.0	10	56
1981 Derrick Ramsey	52	674	13.0	4	66
1982 Todd Christensen	42	510	12.1	4	50
1983 Todd Christensen	92	1247	13.6	12	45
1984 Todd Christensen	80	1007	12.6	7	38
1985 Todd Christensen	82	987	12.0	6	48
1986 Todd Christensen	95	1153	12.1	8	35
1987 Marcus Allen	51	410	8.0	0	39
1988 Tim Brown	43	725	16.9	5	65
1989 Mervyn Fernandez	57	1069	18.8	9	75
1990 Mervyn Fernandez	52	839	16.1	5	66
1991 Ethan Horton	53	650	12.3	5	52
1992 Tim Brown	49	693	14.1	7	68
1993 Tim Brown	80	1180	14.8	7	71
1994 Tim Brown	89	1309	14.7	9	77
1995 Tim Brown	89	1342	15.1	10	80
1996 Tim Brown	90	1104	12.3	9	42
1997 Tim Brown	104	1408	13.5	5	59
1998 Tim Brown	90	1344	14.9	6	47
2000 Tim Brown	76	1128	14.8	11	45
2001 Tim Brown.....	91	1165	12.8	9	46
2002 Jerry Rice	92	1211	13.2	7	75
2003 Jerry Rice	63	869	13.8	2	47
2004 Jerry Porter	64	998	15.6	9	52
2005 Jerry Porter	76	942	12.4	5	49
2006 Ronald Curry	62	727	11.7	1	39
2007 Ronald Curry	55	717	13.0	4	49
2008 Zach Miller	56	778	13.9	1	63
2009 Zach Miller	66	805	12.2	3	86
2010 Zach Miller	60	685	11.4	5	43
2011 Darrius Heyward-Bey	64	975	15.2	4	58
2012 Brandon Myers	79	806	10.2	2	29
2013 Rod Streater	60	888	14.8	4	66

SCORING

	TD	PAT	FG	Total
1960 Tony Teresa	10	0	0	60
1961 George Fleming	1	24	11	63
1962 Clem Daniels	8	0	0	48
1963 Art Powell	16	0	0	96
1964 Mike Mercer	0	34	15	79
1965 Clem Daniels	12	0	0	72
Art Powell	12	0	0	72
1966 Mike Eischeid	0	37	11	70
1967 George Blanda	0	56	20	116
1968 George Blanda	0	54	21	117
1969 George Blanda	0	45	20	105
1970 George Blanda	0	36	16	84
1971 George Blanda	0	41	15	86
1972 George Blanda	0	44	17	95
1973 George Blanda	0	31	23	100
1974 Cliff Branch	13	0	0	78



ANNUAL LEADERS



K George Blanda

	TD	PAT	FG	Total
1975 Pete Banaszak	16	0	0	96
1976 Cliff Branch	12	0	0	72
1977 Errol Mann	0	39	20	99
1978 Errol Mann	0	33	12	66
1979 Jim Breech	0	41	18	95
1980 Chris Bahr	0	41	19	98
1981 Chris Bahr	0	27	14	69
1982 Marcus Allen	14	0	0	84
1983 Chris Bahr	0	51	21	114
1984 Marcus Allen	18	0	0	108
1985 Chris Bahr	0	40	20	100
1986 Chris Bahr	0	36	21	99
1987 Chris Bahr	0	27	19	84
1988 Chris Bahr	0	37	18	91
1989 Jeff Jaeger	0	34	23	103
1990 Jeff Jaeger	0	40	15	85
1991 Jeff Jaeger	0	29	29	116
1992 Jeff Jaeger	0	28	15	73
1993 Jeff Jaeger	0	27	35	132
1994 Jeff Jaeger	0	31	22	97
1995 Jeff Jaeger	0	22	18	61
1996 Cole Ford	0	36	24	108
1997 Cole Ford	0	33	13	72
James Jett	12	0	0	72
1998 Greg Davis	0	31	17	82
1999 Michael Husted	0	30	20	90
2000 Sebastian Janikowski ..	0	46	22	112
2001 Sebastian Janikowski ..	0	42	23	111
2002 Sebastian Janikowski ..	0	50	26	128
2003 Sebastian Janikowski ..	0	28	22	94
2004 Sebastian Janikowski ..	0	31	25	106
2005 Sebastian Janikowski ..	0	30	20	90
2006 Sebastian Janikowski ..	0	16	18	70
2007 Sebastian Janikowski ..	0	28	23	97
2008 Sebastian Janikowski ..	0	25	24	97
2009 Sebastian Janikowski ..	0	17	26	95
2010 Sebastian Janikowski ..	0	43	33	142
2011 Sebastian Janikowski ..	0	36	31	129
2012 Sebastian Janikowski ..	0	25	31	118
2013 Sebastian Janikowski ..	0	37	21	100

INTERCEPTIONS

	No	Yds	Avg	TD	Lg
1960 Eddie Macon	9	105	11.7	1	42
1961 Joe Cannavino	5	14	2.8	0	9
1962 Tom Morrow	10	141	14.1	0	36
1963 Tom Morrow	9	104	11.5	0	35
1964 Fred Williamson	6	40	6.7	0	28
1965 Warren Powers	5	56	11.2	0	12


	No	Yds	Avg	TD	Lg
1966 Warren Powers	5	88	17.6	0	35
1967 Willie Brown	7	33	4.7	0	25
1968 Dave Grayson	10	195	19.5	1	54
1969 Dave Grayson	8	132	16.5	1	76
1970 Kent McCloughan	5	5	1.0	0	5
1971 Nemiah Wilson	5	70	14.0	0	22
1972 Jack Tatum	4	91	22.8	0	56
1973 George Atkinson	3	48	16.0	0	36
1974 Alonzo Thomas	6	70	11.7	1	34
1975 Alonzo Thomas	6	86	14.3	0	48
1976 Monte Johnson	4	40	10.0	0	22
1977 Jack Tatum	6	146	24.3	0	41
1978 Charles Phillips	6	121	20.2	1	42
1979 Lester Hayes	7	100	14.3	2	52
1980 Lester Hayes	13	273	21.0	1	62
1981 Odis McKinney	3	38	12.7	0	34
1982 Burgess Owens	4	56	14.0	0	35
1983 Vann McElroy	8	68	8.5	0	28
1984 Mike Haynes	6	220	36.7	1	97
1985 Lester Hayes	4	27	6.8	1	27
1986 Vann McElroy	7	105	15.0	0	28
1987 Vann McElroy	4	41	10.3	1	35
1988 Mike Haynes	3	30	10.0	0	30
Vann McElroy	3	17	5.7	0	13
1989 Eddie Anderson	5	233	46.6	2	87
1990 Eddie Anderson	3	19	16.3	0	15
Terry McDaniel	3	20	6.7	0	15
Mike Harden	3	19	6.3	0	15
1991 Ronnie Lott	8	52	6.5	0	27
1992 Terry McDaniel	4	180	45.0	0	67
1993 Terry McDaniel	5	87	17.4	1	36
1994 Terry McDaniel	7	103	14.7	2	35
1995 Terry McDaniel	6	46	7.7	1	42
1996 Terry McDaniel	5	150	30.0	1	56
1997 Eric Turner	2	45	22.5	0	29
Lionel Washington	2	44	22.0	0	44
James Trapp	2	24	12.5	0	25
Lorenzo Lynch	2	6	3.0	0	6
1998 Charles Woodson	5	118	23.6	1	46
Eric Allen	5	59	11.8	0	22
1999 Darrien Gordon	3	44	14.7	0	28
Eric Turner	3	43	14.3	0	24
Eric Allen	3	33	11.0	0	31
2000 Eric Allen	6	145	24.2	3	50
William Thomas	6	68	11.3	1	46
2001 Tory James	5	72	14.4	0	23
2002 Rod Woodson	8	225	28.1	2	98
2003 Phillip Buchanon	6	176	29.3	2	83
2004 Phillip Buchanon	3	69	23.0	1	37
2005 Stuart Schweigert	2	35	17.5	0	33
2006 Nnamdi Asomugha	8	59	7.4	1	24
2007 Thomas Howard	6	172	28.7	2	66
2008 Chris Johnson	3	68	22.7	0	44
DeAngelo Hall	3	31	10.3	0	21
Rashad Baker	3	8	2.7	0	8
2009 Chris Johnson	3	20	6.7	0	20
Michael Huff	3	15	5.0	0	10
2010 Michael Huff	3	32	10.7	0	17
2011 Matt Giordano	5	130	26.0	0	62
2012 Joselio Hanson	2	24	12.0	0	21
Phillip Adams	2	0	0.0	0	0
Michael Huff	2	0	0.0	0	0
2013 Tracy Porter	2	44	22.0	1	43



ANNUAL LEADERS

PUNT RETURNS

	No	Yds	Avg	TD	Lg
1960 Jack Larscheid	12	106	8.8	0	41
1961 Charles Fuller	4	52	13.0	0	25
1962 Bob Garner	20	162	8.1	0	25
1963 Claude Gibson	26	307	11.8	2	85
1964 Claude Gibson	29	419	14.4	0	58
1965 Claude Gibson	31	357	11.8	1	58
1966 Rodger Bird	37	323	8.7	0	42
1967 Rodger Bird	46	612	13.3	0	78
1968 George Atkinson	36	490	13.6	2	86
1969 George Atkinson	25	153	6.1	0	30
1970 Alvin Wyatt	25	231	9.2	1	63
1971 George Atkinson	20	159	8.0	0	34
1972 George Atkinson	10	33	3.3	0	8
1973 George Atkinson	41	336	8.2	1	63
1974 Ron Smith	41	486	11.9	0	55
1975 Neal Colzie	48	655	13.6	0	64
1976 Neal Colzie	41	448	10.9	0	32
1977 Neal Colzie	32	334	10.4	0	23
1978 Neal Colzie	47	310	6.6	0	24
1979 Ira Matthews	32	165	5.2	0	20
1980 Ira Matthews	48	421	8.8	0	34
1981 Ted Watts	35	284	8.1	1	52
1982 Greg Pruitt	26	209	8.0	0	25
1983 Greg Pruitt	58	668	11.5	1	97
1984 Greg Pruitt	53	473	8.9	0	38
1985 Fulton Walker	62	692	11.2	0	32
1986 Fulton Walker	49	440	9.0	1	70
1987 Chris Woods	26	189	7.3	0	34
1988 Tim Brown	49	444	9.1	0	36
1989 Stefan Adams	19	156	8.2	0	15
1990 Tim Brown	34	295	8.7	0	39
1991 Tim Brown	29	330	11.4	1	75
1992 Tim Brown	37	383	10.4	0	40
1993 Tim Brown	40	465	11.6	1	74
1994 Tim Brown	40	487	12.2	0	48
1995 Tim Brown	36	364	10.1	0	38
1996 Tim Brown	32	272	8.5	0	36
1997 Desmond Howard	27	210	7.8	0	31
1998 Desmond Howard	45	541	12.0	2	75
1999 Darrien Gordon	42	397	9.5	0	78
2000 Darrien Gordon	29	258	8.9	0	36
2001 David Dunn	19	169	8.9	0	23
2002 Phillip Buchanon	15	178	14.0	1	83
2003 Phillip Buchanon	36	491	13.6	2	80
2004 Phillip Buchanon	21	121	5.8	0	18
2005 Chris Carr	34	186	5.5	0	34
2006 Chris Carr	35	216	6.2	0	35
2007 Johnnie Lee Higgins	15	103	5.2	0	54
2008 Johnnie Lee Higgins	44	570	13.0	3	93
2009 Johnnie Lee Higgins	34	177	5.2	0	19



KR George Atkinson

	No	Yds	Avg	TD	Lg
2010 Nick Miller	35	257	7.3	0	46
2011 Denarius Moore	25	216	8.6	0	34
2012 Phillip Adams	25	139	5.6	0	47
2013 Jacoby Ford	9	77	8.6	0	14

KICKOFF RETURNS

	No	Yds	Avg	TD	Lg
1960 Jack Larscheid	30	852	28.4	0	78
1961 George Fleming	29	588	20.3	0	36
1962 Bo Roberson	27	748	27.7	1	87
1963 Bo Roberson	38	809	21.2	0	58
1964 Bo Roberson	36	975	27.0	0	59
1965 Larry Todd	20	461	23.1	0	50
1966 Pervis Atkins	29	608	21.0	0	35
1967 Dave Grayson	19	405	21.3	0	29
1968 George Atkinson	32	802	25.1	0	60
1969 George Atkinson	16	382	23.9	0	39
1970 George Atkinson	23	574	25.0	0	62
1971 Clarence Davis	27	734	27.2	0	44
1972 Clarence Davis	18	464	25.8	0	49
1973 Clarence Davis	19	504	26.5	0	76
1974 Harold Hart	18	466	25.9	0	67
1975 Harold Hart	17	518	30.5	1	102
1976 Rick Jennings	16	417	26.1	0	55
1977 Carl Garrett	21	420	20.0	0	31
1978 Arthur Whittington	23	473	20.6	0	34
1979 Ira Matthews	35	873	24.9	1	104
1980 Ira Matthews	29	585	20.2	0	45
1981 Arthur Whittington	25	563	22.5	0	47
1982 Greg Pruitt	14	371	28.4	0	55
1983 Cle Montgomery	21	464	22.1	0	48
1984 Dokie Williams	24	621	25.9	0	62
1985 Fulton Walker	21	467	22.2	0	57
1986 Stefan Adams	27	573	21.2	0	51
1987 Vance Mueller	27	588	21.8	0	46
1988 Tim Brown	41	1098	26.8	1	97
1989 Stefan Adams	22	425	19.3	0	37
1990 Jamie Holland	32	655	20.5	0	87
1991 Jamie Holland	22	421	19.1	0	27
1992 Alexander Wright	18	325	18.1	0	33
1993 Raghib Ismail	25	605	24.2	0	66
1994 Raghib Ismail	43	923	21.5	0	51
1995 Raghib Ismail	36	706	19.6	0	43
1996 Carl Kidd	29	622	21.4	0	48
1997 Desmond Howard	61	1318	21.6	0	45
1998 Desmond Howard	49	1040	21.1	0	42
1999 Napoleon Kaufman	42	831	19.8	0	48
2000 David Dunn	44	1073	24.4	1	88
2001 Terry Kirby	46	1066	23.2	1	90
2002 Marcus Knight	29	705	25.5	0	65
2003 Doug Gabriel	29	646	22.3	1	85
2004 Doug Gabriel	53	1140	21.5	0	64
2005 Chris Carr	73	1752	24.0	0	62
2006 Chris Carr	69	1762	25.5	0	50
2007 Chris Carr	59	1327	25.5	0	43
2008 Johnnie Lee Higgins	36	842	23.4	0	69
2009 Jonathan Holland	28	550	19.6	0	60
2010 Jacoby Ford	53	1280	24.2	3	101
2011 Bryan McCann	13	361	27.8	0	91
2012 Coye Francies	20	475	23.8	0	32
2013 Taiwan Jones	26	623	24.0	0	41



ANNUAL LEADERS

PUNTING

	No	Yds	Avg	Lg
1960 Wayne Crow	76	2958	38.9	72
1961 Wayne Crow	61	2613	42.8	77
1962 Cotton Davidson	40	1569	39.2	64
1963 Mike Mercer	75	3007	40.0	53
1964 Mike Mercer	58	2446	42.1	67
1965 Mike Mercer	75	3079	41.1	70
1966 Mike Eischeid	64	2703	42.2	56
1967 Mike Eischeid	76	3364	44.3	62
1968 Mike Eischeid	64	2788	43.6	72
1969 Mike Eischeid	69	2944	42.7	58
1970 Mike Eischeid	79	3121	39.5	57
1971 Jerry DePoyster	57	2013	39.4	56
1972 Jerry DePoyster	55	2031	36.9	57
1973 Ray Guy	69	3127	45.3	72
1974 Ray Guy	74	3124	42.2	66
1975 Ray Guy	68	2979	43.8	64
1976 Ray Guy	67	2785	41.6	66
1977 Ray Guy	59	2552	43.3	74
1978 Ray Guy	81	3462	42.7	69
1979 Ray Guy	69	2939	42.6	71
1980 Ray Guy	71	3099	43.6	66
1981 Ray Guy	96	4195	43.7	69
1982 Ray Guy	47	1839	39.1	57
1983 Ray Guy	79	3384	42.8	67
1984 Ray Guy	91	3809	41.9	63
1985 Ray Guy	89	3627	40.8	68
1986 Ray Guy	90	3620	40.2	64
1987 Stan Talley	56	2277	40.7	63

	No	Yds	Avg	Lg
1988 Jeff Gossett	91	3804	41.8	58
1989 Jeff Gossett	67	2711	40.5	60
1990 Jeff Gossett	60	2315	38.6	57
1991 Jeff Gossett	67	2961	44.2	61
1992 Jeff Gossett	77	3255	42.3	56
1993 Jeff Gossett	71	2971	41.8	61
1994 Jeff Gossett	77	3377	43.9	65
1995 Jeff Gossett	75	3089	41.2	60
1996 Jeff Gossett	57	2264	39.7	64
1997 Leo Araguz	93	4189	45.0	63
1998 Leo Araguz	98	4256	43.4	64
1999 Leo Araguz	76	3045	40.1	56
2000 Shane Lechler	65	2984	45.9	69
2001 Shane Lechler	73	3375	46.2	65
2002 Shane Lechler	53	2251	42.3	70
2003 Shane Lechler	96	4503	46.9	73
2004 Shane Lechler	73	3409	46.7	67
2005 Shane Lechler	82	3744	45.7	64
2006 Shane Lechler	77	3660	47.5	67
2007 Shane Lechler	73	3585	49.1	70
2008 Shane Lechler	90	4391	48.8	70
2009 Shane Lechler	96	4909	51.1	70
2010 Shane Lechler	77	3618	47.0	68
2011 Shane Lechler	78	3960	50.8	80
2012 Shane Lechler	81	3826	39.0	68
2013 Marquette King	84	4107	48.9	66

SUPERLATIVES

1,000 YARDS RUSHING

Yds	Name	Year
1,759	Marcus Allen	1985
1,294	Napoleon Kaufman	1997
1,273	Mark van Eeghen	1977
1,168	Marcus Allen	1984
1,157	Darren McFadden	2010
1,114	Harvey Williams	1995
1,100	Marv Hubbard	1972
1,099	Clem Daniels	1963
1,080	Mark van Eeghen	1978
1,046	Tyrone Wheatley	2000
1,025	LaMont Jordan	2005
1,014	Marcus Allen	1983
1,012	Mark van Eeghen	1976
1,009	Justin Fargas	2007

1,000 YARDS RECEIVING

Yds	Name	Year
1,408	Tim Brown	1997
1,361	Art Powell	1964
1,344	Tim Brown	1999
1,342	Tim Brown	1995
1,309	Tim Brown	1994
1,304	Art Powell	1963
1,260	Warren Wells	1969
1,247	Todd Christensen	1983
1,211	Jerry Rice	2002
1,180	Tim Brown	1993
1,165	Tim Brown	2001
1,153	Todd Christensen	1986
1,139	Jerry Rice	2001
1,137	Warren Wells	1968
1,128	Tim Brown	2000
1,111	Cliff Branch	1976
1,104	Tim Brown	1996
1,092	Cliff Branch	1974
1,069	Mervyn Fernandez	1989
1,037	Fred Biletnikoff	1968
1,026	Art Powell	1966
1,012	Tim Brown	1998
1,007	Todd Christensen	1984
1,005	Randy Moss	2005

3,000 YARDS PASSING

Yds	Name	Year
4,689	Rich Gannon	2002
4,018	Carson Palmer	2012
3,917	Jeff George	1997
3,840	Rich Gannon	1999
3,828	Rich Gannon	2001
3,759	Kerry Collins	2005
3,615	Ken Stabler	1979
3,495	Kerry Collins	2004
3,430	Rich Gannon	2000
3,334	Jeff Hostetler	1994
3,302	Daryle Lamonica	1969
3,245	Daryle Lamonica	1968
3,242	Jeff Hostetler	1993
3,228	Daryle Lamonica	1967



100 YARDS RUSHING

Att	Yds	Name	Game	Att	Yds	Name	Game
28	227	Napoleon Kaufman	Oct. 19, 1997 vs. Den.	19	129	Darren McFadden	Sept. 15, 2013 vs. Jac.
18	221	Bo Jackson	Nov. 30, 1987 at Sea.	29	128	Harvey Williams	Oct. 30, 1994 vs. HouO.
27	200	Clem Daniels	Oct. 20, 1963 vs. NYJ	20	128	LaMont Jordan	Oct. 1, 2006 vs. Cle.
20	187	Clem Daniels	Dec. 9, 1962 at HouO.	15	127	Charlie Garner	Sept. 8, 2002 vs. Sea.
28	187	Hewritt Dixon	Sept. 29, 1968 at HouO.	20	126	Marcus Allen	Jan. 2, 1983 at SD
22	179	Justin Fargas	Sept. 30, 2007 at Mia.	29	126	Marcus Allen	Oct. 6, 1985 vs. KC
27	177	Michael Bush	Dec. 28, 2008 at TB	27	126	Napoleon Kaufman	Sept. 21, 1997 at NYJ
24	173	Marcus Allen	Nov. 24, 1985 vs. Den.	26	126	LaMont Jordan	Oct. 2, 2005 at Dal.
19	171	Darren McFadden	Sept. 25, 2011 vs. NYJ	19	125	Clem Daniels	Oct. 27, 1963 at SD
19	167	Clem Daniels	Oct. 25, 1964 vs. Den.	24	125	Marv Hubbard	Sept. 24, 1972 at GB
16	165	Darren McFadden	Oct. 24, 2010 at Den.	25	123	Pete Banaszak	Oct. 26, 1969 at SD
18	164	Hewritt Dixon	Oct. 19, 1970 vs. Was.	24	123	Marcus Allen	Dec. 23, 1985 at LARm.
21	164	Darren McFadden	Sept. 14, 2008 at KC	16	123	Darren McFadden	Dec. 12, 2010 at Jac.
26	162	Napoleon Kaufman	Sept. 28, 1997 vs. StL.	19	123	Marcel Reece	Dec. 8, 2013 at NYJ
19	160	Harvey Williams	Oct. 8, 1995 vs. Sea.	31	122	Clem Daniels	Nov. 8, 1963 at KC
13	159	Bo Jackson	Nov. 5, 1989 vs. Cin.	20	122	Marv Hubbard	Oct. 15, 1972 vs. Buf.
25	159	LaMont Jordan	Sept. 16, 2007 at Den.	8	122	Napoleon Kaufman	Dec. 19, 1999 vs. TB
22	158	Clem Daniels	Dec. 22, 1963 vs. HouO.	28	122	LaMont Jordan	Oct. 23, 2005 vs. Buf.
30	157	Michael Bush	Nov. 10, 2011 at SD	29	122	Dominic Rhodes	Dec. 30, 2007 vs. SD
24	156	Marcus Allen	Dec. 5, 1982 vs. Sea.	11	121	Marv Hubbard	Dec. 2, 1973 at HouO.
28	156	Marcus Allen	Dec. 1, 1985 at Atl.	29	121	LaMont Jordan	Sept. 23, 2007 vs. Cle.
15	156	Tyrone Wheatley	Oct. 22, 2000 vs. Sea.	17	120	Clarence Davis	Nov. 16, 1975 vs. Cle.
20	155	Marcus Allen	Dec. 2, 1984 at Mia.	28	119	Marcus Allen	Nov. 10, 1985 at SD
17	152	Napoleon Kaufman	Nov. 29, 1998 vs. Was.	14	119	Michael Bush	Nov. 15, 2009 vs. KC
26	151	Mark van Eeghen	Sept. 17, 1978 at GB	20	119	Darren McFadden	Dec. 19, 2010 vs. Den.
22	150	Darren McFadden	Sept. 12, 2011 at Den.	16	118	Charlie Smith	Nov. 24, 1968 at Cin.
22	150	Rashad Jennings	Nov. 17, 2013 at Hou.	28	118	Marv Hubbard	Dec. 11, 1972 vs. NYJ
20	149	Larry Todd	Nov. 7 1965 at HouO.	17	118	Frank Hawkins	Oct. 23, 1983 at Dal.
25	146	Charlie Smith	Nov. 12, 1972 at Cin.	24	117	Marv Hubbard	Oct. 27, 1974 at SF
26	146	Tyrone Wheatley	Dec. 16, 2000 at Sea.	13	117	Bo Jackson	Dec. 2, 1990 at Den.
33	146	Justin Fargas	Dec. 2, 2007 vs. Den.	8	117	Bo Jackson	Dec. 16, 1990 vs. Cin.
30	145	Darren McFadden	Sept. 19, 2010 vs. StL.	14	117	Amos Zereoue	Oct. 3, 2004 at Hou.
16	144	Clem Daniels	Dec. 20, 1964 vs. SD	18	116	Clarence Davis	Oct. 6, 1974 at Cle.
19	144	Bo Jackson	Oct. 29, 1989 vs. Was.	27	116	Pete Banaszak	Nov. 30, 1975 at Atl.
26	143	Marv Hubbard	Dec. 5, 1971 at Atl.	24	116	Mark van Eeghen	Oct. 3, 1977 at KC
36	143	Mark van Eeghen	Oct. 23, 1977 at NYJ	23	116	Marcus Allen	Sept. 12, 1982 at SF
26	143	Mark van Eeghen	Nov. 28, 1977 vs. Buf.	7	116	Napoleon Kaufman	Sept. 22, 1996 vs. SD
31	143	Napoleon Kaufman	Oct. 25, 1998 vs. Cin.	24	116	Napoleon Kaufman	Sept. 27, 1998 at Dal.
12	141	Tony Teresa	Nov. 13, 1960 vs. Buf.	20	115	Clem Daniels	Sept. 26, 1965 vs. HouO.
14	140	Napoleon Kaufman	Sept. 14, 1997 at Atl.	25	115	Marv Hubbard	Dec. 8, 1973 vs. KC
20	139	Napoleon Kaufman	Sept. 13, 1998 vs. NYG	19	115	Mark van Eeghen	Dec. 21, 1980 at NYG
22	139	Justin Fargas	Nov. 25, 2007 at KC	27	115	Dominic Rhodes	Dec. 23, 2007 at Jac.
12	138	Kenny King	Oct. 12, 1980 vs. SD	25	114	Mark van Eeghen	Oct. 9, 1977 at Cle.
25	137	Michael Bush	Jan. 2, 2011 at KC	22	114	Bo Jackson	Dec. 10, 1989 vs. PhO.
25	136	Kenny King	Sept. 21, 1980 vs. Was.	29	114	Darren McFadden	Oct. 28, 2012 at KC
33	136	Marcus Allen	Sept. 13, 1987 at GB	20	113	Clem Daniels	Oct. 8, 1965 at BosP.
21	136	Joe Aska	Oct. 6, 1996 at NYJ	18	113	Darren McFadden	Sept. 23, 2012 vs. Pit.
31	135	Marcus Allen	Nov. 17, 1985 vs. Cin.	28	112	Mark van Eeghen	Dec. 11, 1977 vs. Min.
25	135	Marcus Allen	Dec. 8, 1985 at Den.	12	112	Napoleon Kaufman	Oct. 26, 1997 at Sea.
29	135	Charlie Garner	Dec. 28, 2002 vs. KC	20	112	Tyrone Wheatley	Nov. 5, 2000 vs. KC
26	134	Arthur Whittington	Nov. 5, 1978 at KC	13	112	Terrelle Pryor	Sept. 8, 2013 at Ind.
24	134	Harvey Williams	Nov. 5, 1995 at Cin.	16	111	Marv Hubbard	Nov. 10, 1974 vs. Det.
21	134	Zack Crockett	Jan. 2, 2005 vs. Jac.	30	111	Marcus Allen	Oct. 28, 1985 vs. SD
21	133	Mark van Eeghen	Nov. 21, 1976 at Phi.	19	111	Tyrone Wheatley	Dec. 19, 1999 vs. TB
18	133	Michael Bush	Dec. 20, 2009 at Den.	21	111	Darren McFadden	Oct. 31, 2010 vs. Sea.
25	132	LaMont Jordan	Dec. 18, 2005 vs. Cle.	23	110	Clem Daniels	Dec. 12, 1965 vs. NYJ
18	129	Bo Jackson	Dec. 10, 1990 at Det.	18	110	Marcus Allen	Nov. 25, 1984 vs. Ind.
				30	110	Darren McFadden	Dec. 16, 2012 vs. KC



100 YARDS RUSHING

Att	Yds	Name	Game	Att	Yds	Name	Game
27	109	Marcus Allen	Dec. 15, 1985 vs. Sea.	23	104	Justin Fargas	Nov. 4, 2007 vs. Hou.
8	109	Napoleon Kaufman	Dec. 9, 1996 vs. KC	26	104	Michael Bush	Oct. 10, 2010 vs. SD
20	109	Napoleon Kaufman	Nov. 16, 1997 st SD	22	103	Clem Daniels	Dec. 5, 1965 vs. Den.
32	109	Tyrone Wheatley	Nov. 16, 2003 vs. Min.	15	103	Marv Hubbard	Oct. 4, 1971 at Cle.
30	109	Michael Bush	Nov. 20, 2011 at Min.	21	103	Bo Jackson	Nov. 12, 1989 at SD
16	107	Wayne Crow	Oct. 1, 1961 vs. Den.	17	103	Eric Dickerson	Nov. 29, 1992 at SD
22	107	Marv Hubbard	Nov. 3, 1974 at Den.	19	103	Marcel Reece	Nov. 18, 2012 vs. NO
19	107	Marcus Allen	Oct. 21, 1984 at SD	15	102	Clarence Davis	Oct. 3, 1977 at KC
28	107	Marcus Allen	Oct. 13, 1985 vs. NO	17	102	Kenny King	Nov. 1, 1981 vs. NE
16	107	Eric Dickerson	Nov. 22, 1992 vs. Den.	11	102	Kenny King	Dec. 7, 1981 vs. Pit.
27	107	Harvey Williams	Oct. 23, 1994 vs. Atl.	24	102	Marcus Allen	Sept. 7, 1986 vs. Den.
24	107	Justin Fargas	Nov. 23, 2008 at Den.	20	102	Marcus Allen	Oct. 23, 1988 at NO
19	106	Hewritt Dixon	Oct. 25, 1970 vs. Pit.	18	102	Tyrone Wheatley	Sept. 26, 2004 vs. TB
9	106	Terrelle Pryor	Oct. 27, 2013 vs. Pit.	15	102	Rashad Jennings	Nov. 3, 2013 vs. Phi.
20	105	Clarence Davis	Oct. 30, 1977 at Den.	10	101	Clem Daniels	Sept. 9, 1962 vs. NYT
22	105	Marcus Allen	Sept. 19, 1983 vs. Mia.	23	101	Charlie Smith	Nov. 19, 1972 at Den.
25	105	Darren McFadden	Sept. 26, 2010 at Ari.	19	101	Marcus Allen	Nov. 3, 1985 at Sea.
16	104	Clem Daniels	Nov. 15, 1964 vs. HouO.	20	101	Harvey Williams	Nov. 27, 1995 at SD
15	104	Clem Daniels	Oct. 23, 1966 at NYJ	18	100	Clarence Davis	Nov. 6, 1977 vs. Sea.
11	104	Clem Daniels	Nov. 13, 1966 at SD	8	100	Booker Russell	Nov. 25, 1979 at Den.
16	104	Hewritt Dixon	Sept. 15, 1968 at Buf.	20	100	Tyrone Wheatley	Oct. 3, 1999 at Sea.
23	104	Marcus Allen	Sept. 14, 1986 at Was.	16	100	Charlie Garner	Nov. 24, 2002 at Ari.
15	104	Napoleon Kaufman	Nov. 24, 1996 vs. Sea.				



RB Zack Crockett

100 YARDS RECEIVING

Rec	Yds	Name	Game	Rec	Yds	Name	Game
10	247	Art Powell	Dec. 22, 1963 vs. HouO.	7	172	Tim Brown	Oct. 8, 2000 at SF
11	206	Art Powell	Oct. 8, 1965 at BosP.	5	167	Cliff Branch	Oct. 10, 1976 at SD
7	198	Warren Wells	Oct. 11, 1970 vs. Den.	14	164	Tim Brown	Dec. 21, 1997 vs. Jac.
4	193	Jessie Hester	Nov. 30, 1986 vs. Phi.	10	163	Warren Wells	Dec. 8, 1968 vs. Den.
11	190	Tim Brown	Oct. 24, 1999 vs. NYJ	5	163	Cliff Branch	Nov. 7, 1976 at Chi.
10	183	Tim Brown	Dec. 5, 1993 at Buf.	10	163	Tim Brown	Nov. 2, 1997 at Car.
7	181	Art Powell	Sept. 7, 1963 at HouO.	12	161	Tim Brown	Nov. 19, 1995 vs. Dal.
6	179	Rod Barksdale	Dec. 21, 1986 vs. Ind.	10	159	Jerry Rice	Dec. 22, 2003 vs. GB
4	173	Marcus Allen	Oct. 7, 1984 vs. Sea.	6	158	Fred Biletnikoff	Nov. 23, 1967 at KC
11	173	Todd Christensen	Nov. 20, 1986 at SD	11	158	Todd Christensen	Nov. 2, 1986 vs. Den.
11	173	Tim Brown	Jan. 2, 1994 vs. Den.	8	158	Tim Brown	Aug. 31, 1997 at Ten.
3	172	Clem Daniels	Sept. 15, 1963 vs. Buf.	7	156	Cliff Branch	Sept. 16, 1979 at Sea.



100 YARDS RECEIVING

Rec	Yds	Name	Game
5	156	Tim Brown	Oct. 31, 1993 vs. SD
8	156	Tim Brown	Oct. 1, 1995 at NYJ
7	155	Cliff Branch	Nov. 30, 1975 vs. Atl.
2	155	Dick Dorsey	Dec. 2, 1962 at SD
4	155	Mervyn Fernandez	Oct. 23, 1988 at NO
11	155	Tim Brown	Sept. 8, 1997 at NYJ
8	155	Darius Heyward-Bey	Dec. 18, 2011 vs. Det.
10	153	Tim Brown	Sept. 21, 1997 vs. KC
9	152	Art Powell	Oct. 25, 1964 vs. Den.
5	152	Warren Wells	Nov. 30, 1969 at NYJ
11	152	Todd Christensen	Oct. 16, 1983 at Sea.
8	150	Art Powell	Sept. 22, 1963 vs. BosP.
10	150	Tim Brown	Dec. 3, 1995 vs. KC
8	148	Fred Biletnikoff	Oct. 17, 1971 vs. Phi.
5	148	James Jett	Sept. 21, 1997 at NYJ
8	148	Jerry Porter	Dec. 19, 2004 vs. Ten.
6	148	Jacoby Ford	Nov. 7, 2010 vs. KC
2	147	Willie Gault	Nov. 5, 1989 vs. Cin.
5	146	Denarius Moore	Sept. 18, 2011 at Buf.
7	145	Tim Brown	Oct. 14, 2001 at Ind.
8	144	Fred Biletnikoff	Nov. 3, 1968 vs. KC
7	144	Jerry Rice	Sept. 29, 2002 vs. Ten.
13	144	Tim Brown	Dec. 28, 2002 vs. KC
5	143	Art Powell	Nov. 29, 1964 at Den.
8	143	Dokie Williams	Sept. 28, 1986 vs. SD
5	143	Tim Brown	Oct. 8, 1995 vs. Sea.
6	142	Jerry Porter	Nov. 20, 2005 at Was.
6	141	Art Powell	Oct. 10, 1964 at NYJ
9	141	Ronald Curry	Dec. 5, 2004 vs. KC
8	140	Todd Christensen	Dec. 1, 1983 at SD
10	140	Tim Brown	Dec. 26, 1998 vs. KC
6	139	Zach Miller	Oct. 18, 2009 vs. Phi.
6	138	Cliff Branch	Dec. 1, 1974 vs. NE
6	138	Cliff Branch	Sept. 19, 1982 at Atl.
7	138	James Jett	Nov. 21, 1993 at SD
8	137	Fred Biletnikoff	Nov. 24, 1968 at Cin.
5	136	Warren Wells	Nov. 2, 1969 at Cin.
12	136	Dave Casper	Oct. 3, 1976 at NE
8	136	Todd Christensen	Dec. 18, 1983 vs. SD
7	136	Tim Brown	Sept. 18, 1994 at Den.
7	136	Andre Holmes	Nov. 28, 2013 at Dal.
7	135	Art Powell	Sept. 13, 1964 vs. BosP.
4	135	Cliff Branch	Oct. 24, 1976 vs. GB
7	135	Daryl Hobbs	Sept. 24, 1995 vs. Phi.
6	135	Jerry Porter	Nov. 28, 2004 at Den.
7	134	Todd Christensen	Oct. 28, 1985 vs. SD
4	134	Mike Dyal	Dec. 3, 1989 vs. Den.
8	134	Mervyn Fernandez	Oct. 7, 1990 at Buf.
9	133	Art Powell	Sept. 18, 1966 vs. KC
7	133	Warren Wells	Nov. 24, 1968 at Cin.
8	133	Tim Brown	Sept. 9, 2001 at KC
7	133	Jerry Rice	Oct. 13, 2002 at StL.
10	133	Ronald Curry	Sept. 9, 2007 vs. Det.
9	132	Fred Biletnikoff	Sept. 20, 1969 vs. Mia.
7	132	Cliff Branch	Sept. 28, 1975 at BalC.
8	132	Tim Brown	Nov. 20, 1994 vs. NO
6	132	James Lofton	Dec. 6, 1987 vs. Buf.
6	132	Art Powell	Dec. 8, 1963 vs. SD
4	131	Willie Gault	Sept. 10, 1989 vs. SD
8	131	Jerry Rice	Nov. 18, 2001 vs. SD
5	131	Dokie Williams	Sept. 8, 1985 vs. NYJ
5	130	Mervyn Fernandez	Sept. 23, 1990 vs. Pit.
8	130	Tim Brown	Oct. 23, 1994 vs. Atl.

Rec	Yds	Name	Game
5	130	Randy Moss	Sept. 8, 2005 at NE
9	130	Darius Heyward-Bey	Jan. 1, 2012 vs. SD
14	130	Brandon Myers	Dec. 2, 2012 vs. Cle.
7	130	Rod Streater	Dec. 8, 2013 at NYJ
5	129	Hewitt Dixon	Oct. 16, 1966 at KC
8	129	Malcolm Barnwell	Sept. 16, 1984 at KC
7	129	Randy Moss	Oct. 22, 2006 vs. Ari.
7	128	Fred Biletnikoff	Oct. 31, 1971 vs. KC
6	128	Bob Chandler	Dec. 21, 1981 at SD
5	128	Cliff Branch	Dec. 18, 1982 vs. LARm.
4	128	James Lofton	Nov. 8, 1987 at Min.
4	128	Louis Murphy	Dec. 6, 2009 at Pit.
5	127	Clem Daniels	Dec. 15, 1963 vs. Den.
3	127	Warren Wells	Nov. 10, 1968 at Den.
7	127	Warren Wells	Sept. 27, 1970 at SD
8	127	Tim Brown	Dec. 24, 1995 vs. Den.
6	127	Tim Brown	Sept. 13, 1998 vs. NYG
5	127	Randy Moss	Sept. 18, 2005 vs. KC
7	126	Cliff Branch	Dec. 3, 1979 at NO
8	126	Tim Brown	Nov. 4, 1996 vs. Den.
7	126	Jerry Rice	Sept. 28, 2003 vs. SD
6	125	Warren Wells	Nov. 3, 1968 vs. KC
7	125	Cliff Branch	Nov. 11, 1974 vs. SD
4	125	Cliff Branch	Nov. 23, 1980 at Phi.
6	125	Mervyn Fernandez	Dec. 24, 1989 at NYG
3	125	Raghib Ismail	Oct. 22, 1995 vs. Ind.
8	125	Tim Brown	Nov. 30, 1997 vs. Mia.
7	124	Cliff Branch	Oct. 13, 1974 at SD
7	124	Dave Casper	Sept. 12, 1976 vs. Pit.
8	124	Todd Christensen	Oct. 25, 1987 vs. Sea.
4	124	Mervyn Fernandez	Sept. 24, 1989 at Den.
6	124	Denarius Moore	Sept. 23, 2013 at Den.
4	123	Charlie Hardy	Dec. 4, 1960 vs. LACHA.
5	123	Cliff Branch	Oct. 20, 1980 at Pit.
7	123	Ethan Horton	Nov. 17, 1991 vs. Sea.
4	123	Randy Moss	Oct. 2, 2005 vs. Dal.
6	123	Jerry Porter	Oct. 30, 2005 at Ten.
5	123	Denarius Moore	Nov. 10, 2011 at SD
4	122	Derrick Ramsey	Nov. 21, 1981 vs. SD
2	122	Dokie Williams	Dec. 2, 1984 at Mia.
6	122	Steve Smith	Sept. 26, 1988 at Den.
6	122	Tim Brown	Jan. 2, 2000 at KC
10	122	Tim Brown	Nov. 13, 2000 at Den.
11	122	Zach Miller	Oct. 3, 2010 vs. Hou.
7	121	Art Powell	Oct. 16, 1964 at BosP.
8	121	Fred Biletnikoff	Nov. 24, 1974 vs. Den.
9	121	Tim Brown	Sept. 26, 1999 vs. Chi.
7	120	Fred Biletnikoff	Nov. 17, 1968 vs. NYJ
8	120	Todd Christensen	Sept. 24, 1984 vs. SD
11	120	Tim Brown	Sept. 22, 1996 vs. SD
4	120	Ronald Curry	Nov. 18, 2007 at Min.
9	119	Fred Biletnikoff	Oct. 4, 1969 at Mia.
5	119	Mervyn Fernandez	Dec. 10, 1989 vs. PhoC.
5	119	Louis Murphy	Sept. 26, 2010 at Ari.
7	118	Fred Biletnikoff	Oct. 24, 1965 vs. BosP.
5	118	Warren Wells	Oct. 27, 1968 vs. Cin.
4	117	James Jett	Nov. 28, 1993 at Cin.
2	117	Willie Gault	Dec. 22, 1990 at Min.
7	117	Tim Brown	Nov. 14, 1999 vs. SD
6	117	Andre Rison	Nov. 13, 2000 at Den.
6	117	Tim Brown	Nov. 25, 2001 at NYG
7	117	Jerry Porter	Oct. 6, 2002 at Buf.
6	116	Tony Teresa	Sept. 11, 1960 vs. HouO.



100 YARDS RECEIVING

Rec	Yds	Name	Game	Rec	Yds	Name	Game
4	116	Art Powell	Dec. 12, 1965 vs. NYJ	9	108	Jerry Rice	Dec. 30, 2001 at Den.
4	116	Art Powell	Nov. 24, 1966 vs. Buf.	4	108	Jacoby Ford	Nov. 28, 2010 vs. Mia.
8	116	Fred Biletnikoff	Oct. 22, 1973 at Den.	3	107	Bo Roberson	Nov. 11, 1962 vs. HouO.
3	116	Mike Siani	Oct. 22, 1973 at Den.	6	107	Fred Biletnikoff	Oct. 6, 1968 vs. BosP.
11	116	Todd Christensen	Sept. 12, 1985 at KC	5	107	Raymond Chester	Oct. 25, 1970 vs. Pit.
6	116	Tim Brown	Oct. 18, 1993 at Den.	4	107	Morris Bradshaw	Sept. 10, 1978 at SD
5	116	Rickey Dudley	Nov. 9, 1997 vs. NO	5	107	Dokie Williams	Nov. 9, 1986 at Dal.
5	116	James Jett	Sept. 20, 1998 vs. Den.	3	107	Mervyn Fernandez	Oct. 28, 1991 at KC
7	116	Randy Moss	Dec. 31, 2005 vs. NYG	4	107	Tim Brown	Dec. 18, 1994 at Sea.
5	115	Art Powell	Sept. 19, 1964 at HouO.	7	107	Tim Brown	Oct. 26, 1997 at Sea.
3	115	Bo Roberson	Oct. 16, 1964 at BosP.	9	106	Art Powell	Dec. 6, 1964 vs. Buf.
6	115	Fred Biletnikoff	Nov. 22, 1970 vs. SD	3	106	Warren Wells	Sept. 21, 1968 at Mia.
8	115	Cliff Branch	Nov. 13, 1977 vs. HouO.	2	106	Tim Brown	Dec. 8, 1991 vs. Buf.
4	115	Darius Heyward-Bey	Oct. 2, 2011 vs. NE	5	106	Rickey Dudley	Sept. 28, 1997 vs. StL.
4	114	Billy Cannon	Sept. 17, 1967 vs. BosP.	5	106	James Jett	Dec. 20, 1998 at SD
8	114	Todd Christensen	Nov. 13, 1983 vs. Den.	11	106	Ronald Curry	Dec. 23, 2006 vs. KC
10	114	Fred Biletnikoff	Nov. 5, 1972 at KC	5	105	Jack Larscheid	Sept. 11, 1960 vs. HouO.
4	114	Tim Brown	Nov. 28, 1988 at Sea.	2	105	Warren Wells	Nov. 16, 1969 vs. SD
6	114	Sam Graddy	Sept. 20, 1992 at Cin.	4	105	Fred Biletnikoff	Nov. 11, 1973 vs. Pit.
7	114	Tim Brown	Oct. 7, 2001 vs. Dal.	8	105	Todd Christensen	Sept. 28, 1986 vs. SD
4	113	Warren Wells	Dec. 15, 1968 at SD	6	105	Rickey Dudley	Dec. 8, 1998 at Bal.
6	113	Fred Biletnikoff	Sept. 20, 1970 at Cin.	5	105	Darius Heyward-Bey	Oct. 31, 2010 vs. Sea.
9	113	Fred Biletnikoff	Sept. 23, 1975 at Was.	5	105	Jacoby Ford	Nov. 6, 2011 vs. Den.
3	113	Dokie Williams	Nov. 16, 1986 vs. Cle.	8	104	Art Powell	Sept. 2, 1966 at Mia.
5	113	James Lofton	Oct. 9, 1988 vs. Mia.	7	104	Dave Casper	Oct. 10, 1976 at SD
4	113	Mervyn Fernandez	Dec. 18, 1988 vs. Sea.	8	104	Marcus Allen	Oct. 30, 1983 vs. Sea.
7	113	Mervyn Fernandez	Oct. 1, 1989 vs. Sea.	9	104	Todd Christensen	Dec. 21, 1986 vs. Ind.
7	113	Tim Brown	Oct. 31, 1999 vs. Mia.	4	104	Mervyn Fernandez	Oct. 2, 1988 vs. Cin.
7	113	Jerry Rice	Dec. 8, 2002 at SD	6	104	Tim Brown	Sept. 13, 1992 at Cin.
6	113	Jerry Porter	Oct. 24, 2004 vs. NO	6	104	Alexander Wright	Dec. 19, 1993 vs. TB
5	112	Clem Daniels	Oct. 30, 1966 at BosP.	9	104	Tim Brown	Dec. 6, 1998 vs. Mia.
6	112	Cliff Branch	Dec. 6, 1976 vs. Cin.	6	104	Doug Jolley	Dec. 8, 2002 at SD
7	112	Dave Casper	Nov. 5, 1978 at KC	5	104	Denarius Moore	Oct. 14, 2012 at Atl.
5	112	Calvin Muhammad	Oct. 2, 1983 at Was.	3	103	Cliff Branch	Oct. 31, 1976 vs. Den.
7	112	Todd Christensen	Nov. 10, 1985 at SD	4	103	Willie Gault	Sept. 30, 1990 vs. Chi.
5	112	James Lofton	Dec. 13, 1987 at KC	9	103	Jerry Rice	Nov. 11, 2002 at Den.
7	112	James Jett	Oct. 13, 1996 vs. Det.	4	102	Warren Wells	Dec. 7, 1969 vs. Cin.
8	112	Charlie Garner	Sept. 7, 2003 at Ten.	4	102	Willie Gault	Oct. 2, 1988 vs. Cin.
5	111	Billy Cannon	Oct. 25, 1964 vs. Den.	5	102	Mervyn Fernandez	Nov. 19, 1989 at HouO.
4	111	Mike Siani	Sept. 17, 1972 at Pit.	3	102	Sam Graddy	Sept. 1, 1991 at HouO.
6	111	Mike Siani	Sept. 16, 1973 at Min.	3	102	Tim Brown	Dec. 17, 1995 at Sea.
5	111	Cliff Branch	Dec. 12, 1982 at KC	4	101	Clem Daniels	Oct. 29, 1967 vs. SD
6	110	Billy Cannon	Oct. 10, 1964 at NYJ	5	101	Warren Wells	Oct. 19, 1969 vs. Buf.
5	110	Fred Biletnikoff	Dec. 7, 1967 vs. NYJ	7	101	Dave Casper	Oct. 3, 1977 at KC
4	110	Fred Biletnikoff	Nov. 9, 1969 vs. Den.	3	101	Willie Gault	Dec. 10, 1990 at Det.
8	110	Raymond Chester	Oct. 19, 1970 vs. Was.	5	101	Doug Gabriel	Oct. 23, 2005 vs. Buf.
5	110	Cliff Branch	Nov. 28, 1976 vs. TB	3	101	Denarius Moore	Jan. 1, 2012 vs. SD
7	110	Jerry Rice	Nov. 24, 2002 at Ari.	5	100	Dave Casper	Sept. 10, 1978 at SD
6	110	Tim Brown	Sept. 28, 2003 vs. SD	3	100	Napoleon Kaufman	Oct. 5, 1997 vs. SD
6	110	Ronald Curry	Nov. 28, 2004 at Den.	5	100	Courtney Anderson	Sept. 25, 2005 at Phi.
9	110	Zach Miller	Dec. 27, 2009 at Cle.	8	100	Doug Gabriel	Dec. 31, 2005 vs. NYG
3	109	Clem Daniels	Nov. 7, 1965 at HouO.	4	100	Rod Streater	Dec. 6, 2012 vs. Den.
5	109	Art Powell	Oct. 23, 1966 at NYJ				
2	109	Billy Cannon	Nov. 20, 1966 at Den.				
4	109	Art Powell	Dec. 11, 1966 vs. Den.				
3	109	Fred Biletnikoff	Oct. 22, 1967 at BosP.				
7	109	Fred Biletnikoff	Nov. 26, 1970 at Det.				
10	109	Cliff Branch	Sept. 16, 1979 at Sea.				
7	109	Todd Christensen	Dec. 1, 1985 at Atl.				
3	109	Tim Brown	Dec. 26, 1999 at SD				
5	108	Cliff Branch	Nov. 3, 1974 at Den.				
7	108	Mark van Eeghen	Oct. 21, 1979 at NYJ				
2	108	Willie Gault	Dec. 18, 1988 vs. Sea.				



 TE Todd Christensen
 raiders.com 317



300 YARDS PASSING

A-C	Yds	Name	Game
36-23	427	Cotton Davidson	Oct. 25, 1964 vs. Den.
32-20	424	Jeff Hostetler	Oct. 31, 1993 vs. SD
43-28	417	Carson Palmer	Jan. 1, 2012 vs. SD
61-39	414	Carson Palmer	Nov. 4, 2012 vs. TB
29-17	407	Tom Flores	Dec. 22, 1963 vs. HouO.
64-43	403	Rich Gannon	Sept. 15, 2002 at Pit.
59-33	395	Todd Marinovich	Sept. 20, 1992 vs. Cle.
53-30	382	Rich Gannon	Nov. 13, 2000 at Den.
39-29	381	Rich Gannon	Sept. 29, 2002 vs. Ten.
40-25	380	Jay Schroeder	Sept. 13, 1992 vs. Cle.
38-19	375	Steve Beuerlein	Sept. 18, 1988 vs. LARm.
38-26	374	Jeff George	Sept. 21, 1997 vs. NYJ
48-24	373	Carson Palmer	Sept. 16, 2012 at Mia.
29-16	372	Jim Plunkett	Oct. 2, 1983 at Was.
37-21	371	Kerry Collins	Dec. 19, 2004 vs. Ten.
32-24	368	Daryle Lamonica	Oct. 27, 1968 at Cin.
45-29	368	Carson Palmer	Nov. 11, 2012 at Bal.
47-25	367	Marc Wilson	Nov. 2, 1986 vs. Phi.
40-32	367	Carson Palmer	Dec. 18, 2011 vs. Det.
42-16	366	Jim Plunkett	Nov. 30, 1986 vs. Phi.
37-20	364	Daryle Lamonica	Oct. 11, 1970 vs. Den.
33-24	363	Jim Plunkett	Sept. 24, 1984 vs. SD
45-35	361	Rich Gannon	Oct. 20, 2002 vs. SD
47-29	360	Ken Stabler	Oct. 21, 1979 at NYJ
35-20	358	Cotton Davidson	Nov. 22, 1964 vs. NYJ
38-23	357	Rich Gannon	Oct. 6, 2002 at Buf.
42-22	354	Daryle Lamonica	Dec. 8, 1968 vs. Den.
49-22	354	Jay Schroeder	Dec. 18, 1988 vs. Sea.
33-23	353	Carson Palmer	Oct. 14, 2012 at Atl.
32-18	352	Daryle Lamonica	Nov. 3, 1968 vs. KC
51-26	352	Rich Gannon	Oct. 24, 1999 vs. NYJ
38-34	352	Rich Gannon	Nov. 11, 2002 at Den.
54-34	351	Carson Palmer	Dec. 2, 2012 vs. Cle.
45-26	350	Kerry Collins	Oct. 24, 2004 vs. NO
34-21	349	Daryle Lamonica	Dec. 3, 1967 at SD
40-23	348	Jim Plunkett	Nov. 20, 1986 at SD
43-26	348	Rich Gannon	Sept. 28, 2003 vs. SD
33-20	346	Marc Wilson	Sept. 7, 1986 at Den.
42-24	345	Kerry Collins	Sept. 25, 2005 at Phi.
24-15	344	Daryle Lamonica	Sept. 21, 1968 at Mia.
39-23	344	Daunte Culpepper	Nov. 18, 1997 at Min.
39-25	344	Jason Campbell	Oct. 2, 2011 vs. NE
37-25	343	Ken Stabler	Sept. 16, 1979 at Sea.
41-27	343	Kerry Collins	Dec. 5, 2004 vs. KC
38-21	342	Ken Stabler	Sept. 12, 1976 at Pit.
47-31	342	Ken Stabler	Dec. 16, 1979 vs. Sea.
42-31	342	Rich Gannon	Dec. 2, 2002 vs. NYJ
46-31	341	Rich Gannon	Sept. 9, 2001 at KC
45-27	340	Rich Gannon	Nov. 24, 2002 at Ari.
26-20	339	Ken Stabler	Oct. 10, 1976 at SD
38-22	339	Marc Wilson	Dec. 13, 1987 at KC
45-26	339	Kerry Collins	Nov. 28, 2004 at Den.
33-21	338	Jeff Hostetler	Sept. 18, 1994 at Den.
34-16	337	Cotton Davidson	Oct. 16, 1964 vs. BosP.
32-21	337	Marc Wilson	Dec. 6, 1987 vs. Buf.
32-16	336	Daryle Lamonica	Dec. 17, 1967 vs. NYJ
35-23	335	Vince Evans	Oct. 22, 1995 vs. Sea.
55-35	334	Rich Gannon	Oct. 27, 2002 at KC
28-19	333	Daryle Lamonica	Nov. 30, 1969 at NYJ
33-20	333	Jeff Hostetler	Oct. 8, 1995 vs. Sea.
45-26	333	Charlie Frye	Dec. 27, 2009 at Cle.
30-21	332	Jim Plunkett	Dec. 18, 1983 vs. SD
37-24	332	Marc Wilson	Oct. 21, 1984 at SD

A-C	Yds	Name	Game
45-30	332	Rich Gannon	Oct. 13, 2002 at StL.
35-19	332	Carson Palmer	Nov. 6, 2011 vs. Den.
48-26	331	Kerry Collins	Dec. 31, 2005 vs. NYG
41-26	328	Rich Gannon	Dec. 8, 2002 at SD
44-17	324	Jay Schroeder	Oct. 2, 1988 vs. Cin.
47-25	324	Rich Gannon	Jan. 2, 2000 at KC
30-21	324	Jason Campbell	Dec. 12, 2010 at Jac.
33-23	323	Jason Campbell	Sept. 18, 2011 at Buf.
34-22	321	Jim Plunkett	Dec. 18, 1982 vs. LARm.
29-22	319	Jeff Hostetler	Dec. 5, 1994 at SD
41-26	318	Jim Plunkett	Nov. 28, 1982 at Cin.
49-26	318	Marc Wilson	Oct. 23, 1983 at Dal.
45-19	317	Cotton Davidson	Nov. 1, 1964 at SD
37-19	317	Dan Pastorini	Sept. 7, 1980 at KC
30-13	316	Daryle Lamonica	Oct. 29, 1967 vs. SD
29-14	315	Cotton Davidson	Sept. 15, 1963 vs. Buf.
28-19	314	Marc Wilson	Sept. 28, 1986 vs. SD
36-21	313	Daryle Lamonica	Oct. 19, 1969 vs. Buf.
24-16	313	Ken Stabler	Oct. 22, 1973 at Den.
47-28	313	Jim Plunkett	Sept. 16, 1984 at KC
49-35	313	Rich Gannon	Dec. 30, 2001 at Den.
47-28	313	Josh McCown	Sept. 9, 2007 at Det.
40-22	312	Carson Palmer	Nov. 18, 2012 vs. NO
34-21	311	Daryle Lamonica	Oct. 17, 1968 vs. NYJ
38-25	311	Rich Gannon	Nov. 18, 2001 vs. SD
41-25	310	Jeff Hostetler	Jan. 2, 1994 vs. Den.
28-22	310	Jeff Hostetler	Nov. 20, 1994 vs. NO
43-21	310	Rich Gannon	Oct. 8, 2000 at SF
50-26	310	Kerry Collins	Nov. 13, 2005 vs. Den.
27-15	310	Jason Campbell	Oct. 31, 2010 vs. Sea.
19-12	309	Marc Wilson	Oct. 7, 1984 vs. Sea.
33-20	308	Bruce Gradkowski	Dec. 6, 2009 at Pit.
35-15	307	Ken Stabler	Sept. 10, 1978 at SD
37-20	305	Rich Gannon	Sept. 12, 2004 at Pit.
29-25	304	Ken Stabler	Oct. 28, 1973 at BalC.
38-24	304	Jeff George	Nov. 2, 1997 at Car.
33-18	303	Jim Plunkett	Dec. 12, 1982 at KC
48-34	303	Jim Plunkett	Sept. 12, 1985 at KC
44-25	303	Jeff George	Sept. 13, 1998 vs. NYG
45-29	302	Rich Gannon	Dec. 2, 2001 vs. Ari.
24-14	301	Tom Flores	Oct. 16, 1966 at Chi.
37-21	301	Carson Palmer	Nov. 27, 2011 vs. Chi.



QB Jim Plunkett



TOP INDIVIDUAL SEASONS - RUSHING

MARCUS ALLEN, 1985

Date	Opp	Att	Yds	TD
S 8	NYJ	20	76	2
S 12	at KC	14	50	0
S 22	SF	12	59	0
S 29	at NE	21	98	0
O 6	KC	29	126	0
O 13	NO	28	107	2
O 20	at Cle.	20	81	0
O 28	SD	30	111	3
N 3	at Sea.	19	101	0
N 10	at SD	28	119	1
N 17	Cin.	31	135	0
N 24	Den.	24	173	1
D 1	at Atl.	28	156	0
D 8	at Den.	25	135	1
D 15	Sea.	27	109	1
D 23	at LARm	24	123	0
16 games		380	1,759	11

NAPOLEON KAUFMAN, 1997

Date	Opp	Att	Yds	TD
A 31	at Ten.	12	32	0
S 8	KC	22	84	1
S 14	at Atl.	14	140	2
S 21	at NYJ	27	126	0
S 28	StL	26	162	1
O 5	SD	11	13	0
O 19	Den.	28	227	1
O 26	at Sea.	17	112	1
N 2	at Car.	10	16	0
N 9	NO	15	14	0
N 16	at SD	20	109	0
N 24	at Den.	13	53	0
N 30	Mia.	12	69	0
D 7	at KC	8	7	0
D 14	Sea.	16	36	0
D 21	Jac.	21	94	0
16 games		272	1,294	6

MARK van EEGHEN, 1977

Date	Opp	Att	Yds	TD
S 18	SD	19	62	0
S 92	at Pit.	25	88	1
O 3	at KC	24	116	0
O 9	at Cle.	25	114	2
O 16	Den.	20	61	0
O 23	at NYJ	36	143	1
O 30	at Den.	31	82	1
N 6	Sea.	21	91	0
N 13	HouO.	25	74	1
N 20	at SD	12	37	0
N 28	Buf.	26	143	0
D 4	at LARm	16	79	0
D 11	Min.	28	112	1
D 18	KC	16	71	0
14 games		324	1,273	7

MARCUS ALLEN, 1984

Date	Opp	Att	Yds	TD
S 2	at HouO.	21	81	1
S 9	GB	20	81	1
S 16	at KC	22	69	0
S 124	SD	18	47	3
S 30	at Den.	13	66	0

O 7	Sea.	15	40	1
O 14	Min.	17	54	1
O 21	at SD	19	107	0
O 28	Den.	16	70	1
N 4	at Chi.	15	42	0
N 12	at Sea.	15	57	2
N 18	KC	16	95	0
N 25	Ind.	18	110	0
D 2	at Mia.	20	155	3
D 10	at Det.	17	56	0
D 16	Pit.	13	38	0
16 games		275	1,168	13

DARREN McFADDEN, 2010

Date	Opp	Att	Yds	TD
S 12	at Ten.	18	95	0
S 19	StL	30	145	0
S 26	at Ari.	25	105	1
O 3	Hou.	12	47	0
O 10	SD	(inactive)		
O 17	at SF	(inactive)		
O 24	at Den.	16	165	3
O 31	Sea.	21	111	0
N 7	KC	17	89	0
N 21	at Pit.	10	14	0
N 28	Mia.	8	2	0
D 5	at SD	19	97	1
D 12	at Jac.	16	123	2
D 19	Den.	20	119	0
D 26	Ind.	11	45	0
J 2	at KC	(inactive)		
13 games		223	1,157	7

HARVEY WILLIAMS, 1995

Date	Opp	Att	Yds	TD
S 3	SD	16	48	0
S 10	at Was.	18	84	0
S 17	at KC	20	74	2
S 24	Phi.	15	61	2
O 1	at NYJ	20	97	1
O 8	Sea.	19	160	1
O 16	at Den.	6	8	0
O 22	Ind.	8	16	0
N 5	at Cin.	24	134	1
N 12	at NYG	21	85	1
N 19	Dal.	15	59	1
N 27	at SD	20	101	0
D 3	KC	7	5	0
D 10	Pit.	12	28	0
D 17	at Sea.	12	67	0
D 24	Den.	22	87	0
16 games		255	1,114	9

MARV HUBBARD, 1972

Date	Opp	Att	Yds	TD
S 17	at Pit.	15	58	0
S 24	at GB	24	125	0
O 1	SD	16	58	1
O 9	at Hou.	14	73	0
O 15	Buf.	20	122	1
O 22	Den.	15	61	0
O 29	LARm	17	80	0
N 5	at KC	8	18	1
N 12	at Cin.	11	98	0
N 19	at Den.	13	84	1

N 26	KC	13	96	0
D 3	at SD	15	68	0
D 11	NYJ	28	118	0
D 17	Chi.	10	41	0
14 games		219	1,100	4

CLEM DANIELS, 1963

Date	Opp	Att	Yds	TD
S 7	at HouO	16	73	1
S 15	Buf.	13	76	0
S 22	BosP.	(did not play)		
S 28	at NYJ	10	30	0
O 5	at Buf.	6	21	0
O 11	at BosP.	1	-2	0
O 20	NYJ	27	200	2
O 27	at SD	19	125	0
N 3	KC	18	58	0
N 8	at KC	31	122	0
N 28	at Den.	16	90	0
D 8	SD	17	90	0
D 15	Den.	18	58	0
D 22	HouO	22	158	0
13 games		214	1,099	3

MARK van EEGHEN, 1978

Date	Opp	Att	Yds	TD
S 3	at Den.	20	89	0
S 10	at SD	12	72	0
S 17	at GB	26	151	0
S 24	NE	16	46	0
O 1	at Chi.	14	74	0
O 8	HouO.	11	33	0
O 15	KC	20	76	2
O 22	at Sea.	7	26	0
O 29	SD	22	93	1
N 5	at KC	17	43	1
N 13	at Cin.	12	46	1
N 19	Det.	25	98	2
N 26	Sea.	13	53	1
D 3	Den.	15	60	0
D 10	at Mia.	12	28	0
D 17	Min.	28	92	1
16 games		270	1,080	9

TYRONE WHEATLEY, 2000

Date	Opp	Att	Yds	TD
S 3	SD	13	47	0
S 10	at Ind.	20	49	2
S 17	Den.	12	27	0
S 24	Cle.	21	63	2
O 8	at SF	15	50	1
O 15	at KC	15	78	0
O 22	Sea.	15	156	1
O 29	at SD	12	21	0
N 5	KC	20	112	1
N 13	at Den.	(inactive)		
N 19	at NO	(inactive)		
N 26	Atl.	12	85	1
D 3	at Pit.	16	60	0
D 10	NYJ	18	88	1
D 16	at Sea.	26	146	0
D 24	Car.	17	66	0
14 games		232	1,046	9



TOP INDIVIDUAL SEASONS - PASSER RATING

KEN STABLER, 1976 (103.4)

Date	Opp	A-C-I	Yds	TD
S 12	Pit.....	38-21-4	342	3
S 20	at KC.....	28-22-1	224	3
S 26	at HouO.....	(did not play)		
O 3	at NE.....	35-20-1	225	1
O 10	at SD.....	26-20-1	339	3
O 17	at Den.....	20-16-1	175	1
O 24	GB.....	21-13-1	220	3
O 31	Den.....	27-16-2	245	1
N 7	at Chi.....	17-11-0	234	3
N 14	KC.....	18-10-4	138	2
N 21	at Phi.....	18-14-0	133	1
N 28	TB.....	23-15-1	245	2
D 6	Cin.....	20-16-1	217	4
D 12	SD.....	(did not play)		
12 games.....291-194-17 2,737 27				

RICH GANNON, 2002 (97.3)

Date	Opp	A-C-I	Yds	TD
S 8	Sea.....	28-19-1	214	2
S 15	at Pit.....	64-43-2	403	1
S 29	Ten.....	39-29-0	381	4
O 6	at Buf.....	38-23-0	357	3
O 13	at StL.....	45-30-2	332	1
O 20	SD.....	45-35-1	361	3
O 27	at KC.....	55-35-1	334	1
N 3	SF.....	28-18-0	164	1
N 11	at Den.....	38-34-0	352	3
N 17	NE.....	38-26-1	297	0
N 24	at Ari.....	45-27-1	340	3
D 2	NYJ.....	42-31-0	342	1
D 8	at SD.....	41-26-0	328	0
D 15	at Mia.....	31-17-1	204	1
D 22	Den.....	27-18-0	201	1
D 28	KC.....	14-7-0	79	0
16 games.....618-418-10 4,689 26				

RICH GANNON, 2001 (95.5)

Date	Opp	A-C-I	Yds	TD
S 9	at KC.....	46-31-1	341	2
S 23	at Mia.....	25-14-0	125	0
S 30	Sea.....	28-19-0	217	3
O 7	Dal.....	28-21-0	209	1
O 14	at Ind.....	32-18-0	243	0
O 18	at Phi.....	26-17-0	158	0
N 5	Den.....	34-25-0	242	3
N 11	at Sea.....	38-24-0	257	2
N 18	SD.....	38-25-1	311	4
N 25	at NYG.....	20-13-0	221	3
D 2	Ari.....	45-29-2	302	3
D 9	KC.....	24-18-1	195	1
D 15	at SD.....	28-20-1	221	1
D 22	Ten.....	50-29-1	249	1
D 30	at Den.....	49-35-2	313	2
J 6	NYJ.....	38-23-0	224	1
16 games.....549-361-9 3,828 27				

KEN STABLER, 1974 (94.9)

Date	Opp	A-C-I	Yds	TD
S 16	at Buf.....	22-9-1	122	0
S 22	KC.....	25-11-2	165	3
S 29	at Pit.....	12-5-0	70	1
O 6	at Cle.....	33-19-2	237	3

O 13	at SD.....	19-12-1	162	2
O 20	Cin.....	41-19-0	252	0
O 27	at SF.....	11-6-0	140	2
N 3	at Den.....	19-12-0	217	4
N 10	Det.....	24-20-0	248	2
N 17	SD.....	32-16-1	240	1
N 24	Den.....	34-22-3	234	2
D 1	NE.....	21-16-2	251	4
D 8	at KC.....	(did not play)		
D 15	Dal.....	17-11-0	131	2
13 games.....310-178-12 2,469 26				

RICH GANNON, 2000 (92.4)

Date	Opp	A-C-I	Yds	TD
S 3	SD.....	35-20-0	176	1
S 10	at Ind.....	22-15-0	207	0
S 17	Den.....	21-13-2	159	2
S 24	Cle.....	23-14-0	179	0
O 8	at SF.....	43-21-1	310	2
O 15	at KC.....	33-28-0	244	2
O 22	Sea.....	22-15-1	176	3
O 29	at SD.....	35-16-1	156	0
N 5	KC.....	31-20-0	242	4
N 13	at Den.....	53-30-2	382	1
N 19	at NO.....	21-14-0	168	2
N 26	Atl.....	22-15-0	231	2
D 3	at Pit.....	40-21-0	273	1
D 10	NYJ.....	23-11-1	161	2
D 16	at Sea.....	17-5-3	136	1
D 24	Car.....	32-26-0	230	5
16 games.....473-284-11 3,430 28				

JEFF GEORGE, 1997 (91.2)

Date	Opp	A-C-I	Yds	TD
A 31	at Ten.....	57-21-0	298	3
S 8	KC.....	39-19-2	298	2
S 14	at Atl.....	22-12-0	286	1
S 21	at NYJ.....	38-26-0	374	3
S 28	StL.....	30-17-1	219	4
O 5	SD.....	42-19-0	271	1
O 19	DEN.....	12-9-1	96	2
O 26	at Sea.....	29-18-0	260	2
N 2	at Car.....	38-24-1	304	2
N 9	NO.....	39-17-1	211	0
N 16	at SD.....	34-16-2	226	3
N 24	at Den.....	41-22-0	185	0
N 30	Mia.....	34-17-1	272	2
D 7	at KC.....	18-8-0	102	0
D 14	Sea.....	31-21-0	274	3
D 21	Jac.....	37-24-0	244	1
16 games.....521-290-9 3,917 29				

JAY SCHROEDER, 1990 (90.8)

Date	Opp	A-C-I	Yds	TD
S 9	Den.....	18-9-1	118	0
S 16	at Sea.....	17-10-0	236	1
S 23	Pit.....	19-9-0	148	1
S 30	Chi.....	15-8-0	178	0
O 7	at Buf.....	29-17-1	244	2
9 14	Sea.....	26-19-0	235	3
O 21	at SD.....	20-11-1	176	1
N 4	at KC.....	31-10-1	139	0
N 11	GB.....	23-11-3	139	0
N 19	at Mia.....	19-10-0	116	0

N 25	KC.....	18-9-0	202	0
D 2	at Den.....	23-16-0	164	0
D 10	at Det.....	19-12-2	195	3
D 16	Cin.....	20-10-0	163	3
D 22	at Min.....	15-10-0	234	4
D 30	SD.....	22-11-0	162	1
16 games.....334-182-9 2,849 19				

KEN STABLER, 1973 (88.3)

Date	Opp	A-C-I	Yds	TD
S 30	at KC.....	6-4-2	43	0
S 16	at Min.....	(did not play)		
S 23	Mia.....	(did not play)		
O 7	at StLC.....	31-19-1	207	0
O 14	at SD.....	22-13-1	193	2
O 22	at Den.....	24-16-0	313	2
O 28	at BalC.....	29-25-0	304	2
N 4	NYG.....	21-16-2	212	2
N 11	Pit.....	7-4-0	34	0
N 18	Cle.....	33-17-0	122	0
N 25	SD.....	22-12-1	165	2
D 2	at HouO.....	26-15-3	177	1
D 8	KC.....	19-10-0	88	2
D 16	Den.....	20-12-0	139	1
12 games.....260-163-0 1,997 14				

RICH GANNON, 1999 (86.5)

Date	Opp	A-C-I	Yds	TD
S 12	at GB.....	31-16-1	227	0
S 19	at Min.....	33-21-0	248	1
S 26	Chi.....	35-26-0	295	2
O 3	at Sea.....	34-19-1	220	2
O 10	Den.....	36-25-2	248	1
O 17	at Buf.....	22-15-0	155	0
O 24	NYJ.....	51-26-1	352	2
O 31	Mia.....	28-7-1	130	0
N 14	SD.....	24-18-0	254	4
N 22	at Den.....	34-17-1	222	2
N 28	KC.....	29-19-2	232	2
D 5	Sea.....	24-19-1	253	2
D 9	at Ten.....	28-20-1	273	1
D 19	TB.....	26-15-0	141	1
D 26	at SD.....	33-16-1	266	1
J 2	at KC.....	47-25-2	324	3
16 games.....515-304-14 3,840 24				

TOM FLORES, 1966 (86.2)

Date	Opp	A-C-I	Yds	TD
S 2	at Mia.....	20-11-1	161	2
S 10	at HouO.....	14-5-3	30	0
S 18	KC.....	8-5-0	71	0
S 25	SD.....	17-6-1	95	1
O 9	Mia.....	24-14-1	261	3
O 16	at KC.....	24-14-0	301	3
O 23	at NYJ.....	33-16-2	219	1
O 30	at BosP.....	4-1-0	7	0
N 6	HouO.....	26-10-2	269	2
N 13	at SD.....	29-14-0	279	3
N 20	at Den.....	18-6-0	141	2
N 24	Buf.....	30-17-2	286	1
D 3	NYJ.....	31-15-1	282	3
D 11	Den.....	28-17-1	236	3
14 games.....306-151-14 2,638 24				



TOP INDIVIDUAL SEASONS - RECEPTIONS

TIM BROWN, 1997

Date	Opp	No	Yds	TD
A 31	at Ten.	8	158	3
S 8	KC	11	155	0
S 14	at Atl.	4	69	0
S 21	at NYJ	10	153	1
S 28	StL	4	56	0
O 5	SD	3	18	0
O 19	Den.	2	33	0
O 26	at Sea.	7	107	0
N 2	at Car.	10	163	0
N 9	NO	5	43	0
N 16	at SD	4	30	0
N 24	at Den.	8	55	0
N 30	Mia.	8	125	1
D 7	at KC	2	22	0
D 14	Sea.	4	57	0
D 21	Jac.	14	164	0
16 games		104	1,408	5

TODD CHRISTENSEN, 1986

Date	Opp	No	Yds	TD
S 7	at Den.	7	84	1
S 14	at Was.	6	81	0
S 21	NYG	4	27	0
S 28	SD	8	105	0
O 5	at KC	5	48	0
O 12	Sea.	4	35	0
O 19	at Mia.	5	49	0
O 26	at HouO	7	82	3
N 2	Den.	11	158	0
N 9	at Dal.	2	30	0
N 16	Cle.	6	52	1
N 20	at SD	11	173	1
N 30	Phi.	3	43	0
D 8	at Sea.	3	50	0
D 14	KC	4	32	0
D 21	Ind.	9	104	2
16 games		95	1,153	8

JERRY RICE, 2002

Date	Opp	No	Yds	TD
S 8	Sea.	2	25	0
S 15	at Pit.	11	94	0
S 29	Ten.	7	144	1
O 6	at Buf.	4	77	1
O 13	at StL	7	133	0
O 20	SD	9	86	1
O 27	at KC	5	45	0
N 3	SF	6	74	0
N 11	at Den.	9	103	2
N 17	NE	6	65	0
N 24	at Ari.	7	110	1
D 2	NYJ	4	66	1
D 8	at SD	7	113	0
D 15	at Mia.	3	30	0
D 22	Den.	3	25	0
D 28	KC	2	21	0
16 games		92	1,211	7

TODD CHRISTENSEN, 1983

Date	Opp	No	Yds	TD
S 4	at Cin.	3	35	0
S 11	HouO	6	58	1
S 19	Mia.	6	95	1
S 25	at Den.	1	9	0
O 2	at Was.	5	70	1

O 9	KC	5	32	1
O 16	at Sea.	11	152	3
O 23	at Dal.	7	90	1
O 30	Sea.	4	60	0
N 6	at KC	3	46	0
N 13	Den.	8	114	0
N 20	at Buf.	7	86	1
N 27	NYG	4	46	0
D 1	at SD	8	140	3
D 11	StLC	6	78	0
D 18	SD	8	136	0
16 games		92	1,247	12

TIM BROWN, 2001

Date	Opp	No	Yds	TD
S 9	at KC	8	133	1
S 23	at Mia.	3	20	0
S 30	Sea.	3	47	0
O 7	Dal.	7	114	0
O 14	at Ind.	7	145	0
O 28	at Phi.	3	43	0
N 5	Den.	9	95	2
N 11	at Sea.	7	86	1
N 18	SD	6	62	1
N 25	at NYG	6	117	2
D 2	Ari.	5	63	2
D 9	KC	4	35	0
D 15	at SD	5	47	0
D 22	Ten.	5	29	0
D 30	at Den.	7	72	0
J 6	NYJ	6	57	0
16 games		91	1,165	9

CHARLIE GARNER, 2002

Date	Opp	No	Yds	TD
S 8	Sea.	5	64	1
S 15	at Pit.	5	55	0
S 29	Ten.	6	60	1
O 6	at Buf.	4	83	1
O 13	at StL	5	35	0
O 20	SD	7	80	0
O 27	at KC	10	72	0
N 3	SF	3	16	0
N 11	at Den.	7	89	0
N 17	NE	7	65	0
N 24	at Ari.	5	82	0
D 2	NYJ	9	60	0
D 8	at SD	4	43	0
D 15	at Mia.	6	46	0
D 22	Den.	8	91	1
D 28	KC	0	0	0
16 games		91	941	4

TIM BROWN, 1996

Date	Opp	No	Yds	TD
S 1	at Bal.	4	31	2
S 8	at KC	8	96	0
S 15	Jac.	5	60	1
S 22	SD	11	120	2
S 29	at Chi.	6	51	1
O 6	at NYJ	5	55	0
O 13	Det.	4	41	0
O 21	at SD	5	68	0
N 4	Den.	8	126	1
N 10	at TB	5	89	0
N 17	Min.	3	48	0
N 24	at Sea.	6	77	0

D 1	Mia.	5	53	1
D 9	KC	3	67	1
D 15	at Den.	7	57	0
D 22	Sea.	5	65	0
16 games		90	1,104	9

TIM BROWN, 1999

Date	Opp	No	Yds	TD
S 12	at GB	4	51	0
S 19	at Min.	9	86	0
S 26	Chi.	9	121	1
O 3	at Sea.	4	56	1
O 10	Den.	6	51	0
O 17	at Buf.	3	47	0
O 24	NYJ	11	190	1
O 31	Mia.	7	113	0
N 14	SD	7	117	0
N 22	at Den.	3	46	0
N 28	KC	5	83	0
D 5	Sea.	6	75	2
D 9	at Ten.	3	30	0
D 19	TB	4	47	1
D 26	at SD	3	109	0
J 2	at KC	6	122	0
16 games		90	1,344	6

TIM BROWN, 1994

Date	Opp	No	Yds	TD
S 5	at SF	5	42	1
S 11	Sea.	6	61	0
S 18	at Den.	7	136	1
S 25	SD	4	88	0
O 9	at NE	2	46	0
O 16	at Mia.	6	86	1
O 23	Atl.	8	130	2
O 30	HouO	6	69	1
N 6	at KC	6	84	0
N 13	at LARm	5	53	0
N 20	NO	8	132	2
N 27	Pit.	3	21	0
D 5	at SD	7	96	0
D 11	Den.	6	73	0
D 18	at Sea.	4	107	1
D 24	KC	6	85	0
16 games		89	1,309	9

TIM BROWN, 1995

Date	Opp	No	Yds	TD
S 3	SD	2	16	1
S 10	at Was.	4	30	0
S 17	at KC	7	72	0
S 24	Phi.	5	74	0
O 1	at NYJ	8	156	2
O 8	Sea.	5	143	1
O 16	at Den.	3	25	0
O 22	Ind.	7	89	0
N 5	at Cin.	4	67	1
N 12	at NYG	3	47	0
N 19	Dal.	12	161	1
N 27	at SD	3	27	0
D 3	KC	10	150	1
D 10	Pit.	5	56	0
D 17	at Sea.	3	102	1
D 24	Den.	8	127	2
16 games		89	1,342	10



LEAGUE RESULTS

Opponent	First mtg	REGULAR SEASON						POSTSEASON					PRESEASON		
		W	L	T	Pct	PF	PA	W	L	Pct	PF	PA	W	L	T
Arizona Cardinals ¹	1973	5	3	0	.625	197	165	0	0	-	0	0	7	6	0
Atlanta Falcons	1971	7	6	0	.538	332	292	0	0	-	0	0	3	1	0
Baltimore Ravens	1996	1	6	0	.143	93	177	0	1	.000	3	16	0	0	0
Buffalo Bills	1960	19	17	0	.528	829	754	0	2	.000	26	80	5	1	0
Carolina Panthers	1997	2	3	0	.400	105	105	0	0	-	0	0	0	0	0
Chicago Bears	1972	7	6	0	.538	229	234	0	0	-	0	0	5	5	0
Cincinnati Bengals	1968	18	9	0	.667	630	514	2	0	1.000	51	38	0	0	0
Cleveland Browns ²	1970	11	9	0	.550	427	357	2	0	1.000	41	22	1	3	0
Dallas Cowboys	1974	6	5	0	.545	222	256	0	0	-	0	0	19	10	0
Denver Broncos	1960	59	46	2	.561	2,320	2,170	1	1	.500	59	44	7	4	0
Detroit Lions	1970	6	5	0	.545	265	223	0	0	-	0	0	5	1	0
Green Bay Packers	1972	5	6	0	.455	184	248	0	1	.000	14	33	5	3	0
Houston Texans	2004	3	5	0	.375	158	196	0	0	-	0	0	0	1	0
Indianapolis Colts ³	1971	7	6	0	.538	302	289	1	1	.500	54	58	2	4	0
Jacksonville Jaguars	1996	3	4	0	.429	119	155	0	0	-	0	0	0	0	0
Kansas City Chiefs ⁴	1960	50	55	2	.477	2,074	2,210	1	2	.333	54	33	1	8	0
Miami Dolphins	1966	16	15	1	.516	645	644	3	1	.750	86	67	0	3	0
Minnesota Vikings	1973	9	4	0	.692	321	250	1	0	1.000	32	14	1	3	0
New England Patriots ⁵	1960	14	15	1	.483	751	684	1	2	.333	57	64	6	5	1
New Orleans Saints	1971	5	6	1	.454	251	283	0	0	-	0	0	2	4	0
New York Giants	1973	7	5	0	.583	254	225	0	0	-	0	0	0	0	0
New York Jets ⁶	1960	21	16	2	.567	912	859	2	2	.500	105	78	7	2	0
Philadelphia Eagles	1971	5	6	0	.454	232	209	1	0	1.000	27	10	3	2	0
Pittsburgh Steelers	1970	12	9	0	.571	430	437	3	3	.500	125	84	1	2	0
St. Louis Rams ⁷	1972	8	4	0	.667	257	226	0	0	-	0	0	11	7	0
San Diego Chargers ⁸	1960	58	48	2	.547	2,374	2,322	1	0	1.000	34	27	7	7	0
San Francisco 49ers	1970	6	6	0	.500	216	278	0	0	-	0	0	19	20	0
Seattle Seahawks	1977	28	23	0	.549	1,150	1,078	1	1	.500	37	27	3	9	0
Tampa Bay Buccaneers	1976	6	2	0	.750	249	158	0	1	.000	21	48	0	1	0
Tennessee Titans ⁹	1960	23	20	0	.535	969	1,019	4	0	1.000	164	45	5	5	0
Washington Redskins	1970	7	5	0	.583	265	263	1	0	1.000	38	9	1	4	0
TOTALS		434	375	11	.536	17,762	17,280	25	18	.581	1,028	797	126	121	1

Note: Tie games were not included in winning percentage from 1921-71

1 - Phoenix Cardinals (1988-93); St. Louis Cardinals (1960-87)

2 - Did not play (1996-98); rejoined NFL as expansion team in 1999

3 - Baltimore Colts (1953-83)

4 - Dallas Texans (1960-62)

5 - Boston Patriots (1960-70)

6 - New York Titans (1960-62)

7 - Los Angeles Rams (1946-94)

8 - Los Angeles Chargers (1960)

9 - Tennessee Oilers (1997-98); Houston Oilers (1960-96)





PRIME TIME GAMES

MONDAY NIGHT FOOTBALL (37-27-1)

Date	Result	Score	Opponent	Attend.	Date	Result	Score	Opponent	Attend.
10/19/1970	W	34-20	Washington	54,471	11/28/1988	L	27-35	at Seattle	62,641
10/4/1971	W	34-20	at Cleveland	84,285	10/9/1989	W	14-7	at New York Jets	76,891
10/9/1972	W	34-0	at Houston	51,378	11/19/1990	W	13-10	at Miami	72,393
12/11/1972	W	24-16	New York Jets	54,843	12/10/1990	W	38-31	at Detroit	80,066
10/22/1973	T	23-23	at Denver	51,270	10/28/1991	L	21-24	at Kansas City	77,870
9/16/1974	L	20-21	at Buffalo	80,020	12/16/1991	L	0-27	at New Orleans	68,625
9/22/1975	W	31-21	at Miami	78,774	9/28/1992	L	7-27	at Kansas City	77,622
12/8/1975	W	17-10	Denver	54,037	12/14/1992	L	7-20	at Miami	72,220
9/20/1976	W	24-21	at Kansas City	63,225	10/18/1993	W	23-20	at Denver	75,937
12/6/1976	W	35-20	Cincinnati	54,037	9/5/1994	L	14-44	at San Francisco	69,357
10/3/1977	W	37-28	at Kansas City	63,393	12/5/1994	W	24-17	at San Diego	63,604
11/28/1977	W	34-13	Buffalo	54,598	10/16/1995	L	0-27	at Denver	75,914
11/13/1978	W	34-21	at Cincinnati	56,600	11/27/1995	L	6-12	at San Diego	63,177
10/8/1979	W	13-3	Miami	54,600	10/21/1996	W	23-14	at San Diego	62,583
12/3/1979	W	42-35	at New Orleans	71,323	11/4/1996	L	21-22	Denver	61,656
10/20/1980	W	45-34	at Pittsburgh	53,940	12/9/1996	W	26-7	Kansas City	61,587
11/17/1980	W	19-17	at Seattle	64,771	9/8/1997	L	27-28	Kansas City	61,523
12/1/1980	W	9-3	Denver	54,563	11/24/1997	L	3-31	at Denver	75,953
9/14/1981	W	36-10	at Minnesota	48,446	11/22/1999	L	21-27	at Denver (OT)	75,870
12/7/1981	W	30-27	Pittsburgh	54,555	11/13/2000	L	24-27	at Denver	75,951
12/21/1981	L	10-23	at San Diego	52,975	11/5/2001	W	38-28	Denver	62,637
11/22/1982	W	28-24	San Diego	55,060	11/11/2002	W	34-10	at Denver	76,643
9/19/1983	W	27-14	Miami	60,696	12/2/2002	W	26-20	New York Jets	62,257
9/24/1984	W	33-30	San Diego	80,674	9/22/2003	L	10-31	at Denver	76,753
11/12/1984	L	14-17	at Seattle	64,931	10/20/2003	L	10-17	Kansas City	62,391
12/10/1984	W	24-3	at Detroit	70,742	12/22/2003	L	7-41	Green Bay	62,298
10/28/1985	W	34-21	San Diego	72,022	9/11/2006	L	0-27	San Diego	62,578
12/23/1985	W	16-6	at L.A. Rams	68,904	11/6/2006	L	0-16	at Seattle	67,816
12/8/1986	L	0-37	at Seattle	64,944	9/8/2008	L	14-41	Denver	62,762
10/12/1987	L	14-30	at Denver	63,452	9/14/2009	L	20-24	San Diego	61,940
11/30/1987	W	37-14	at Seattle	64,640	9/12/2011	W	23-20	at Denver	75,671
9/26/1988	W	30-27	at Denver (OT)	75,964	9/10/2012	L	14-22	San Diego	61,896
					9/23/13	L	21-37	at Denver	76,978

THURSDAY NIGHT GAMES (4-5)

Date	Opponent	Result
10/25/1979	San Diego	W, 45-22
12/1/1983	at San Diego	W, 42-10
9/12/1985	at Kansas City	L, 20-36
11/20/1986	at San Diego	W, 37-31 (OT)
12/9/1999	at Tennessee	L, 14-21
9/8/2005	at New England	L, 20-30
12/4/2008	at San Diego	L, 7-34
11/10/2011	at San Diego	W, 24-17
12/6/2012	Denver	L, 13-26

THANKSGIVING GAMES (3-4)

Date	Opponent	Result
11/28/1963	at Denver	W, 26-10
11/24/1966	Buffalo	L, 10-31
11/23/1967	at Kansas City	W, 44-22
11/28/1968	Buffalo	W, 13-10
11/26/1970	at Detroit	L, 14-28
11/26/2009	at Dallas	L, 7-24
11/28/2013	at Dallas	L, 24-31

SUNDAY NIGHT GAMES* (17-18)

Date	Opponent	Result	Date	Opponent	Result
9/24/1978	vs. New England	L, 14-21	11/16/1997	at San Diego	W, 38-13
12/3/1978	vs. Denver	L, 6-21	9/6/1998	at Kansas City	L, 8-28
10/23/1983	at Dallas	W, 40-38	11/1/1998	at Seattle	W, 31-18
11/15/1987	at San Diego	L, 14-16	10/3/1999	at Seattle	L, 21-22
11/6/1988	at San Diego	W, 13-3	10/29/2000	at San Diego	W, 15-13
11/12/1989	at San Diego	L, 12-14	12/10/2000	N.Y. Jets	W, 31-7
12/17/1989	at Seattle	L, 17-23	10/14/2001	at Indianapolis	W, 23-18
10/7/1990	at Buffalo	L, 24-38	11/11/2001	at Seattle	L, 27-34
10/13/1991	at Seattle	W, 23-30 OT	9/15/2002	at Pittsburgh	W, 30-17
12/1/1991	at San Diego	W, 9-7	11/17/2002	New England	W, 27-20
9/6/1992	at Denver	L, 13-17	9/7/2003	at Tennessee	L, 20-25
11/29/1992	at San Diego	L, 3-27	9/26/2004	Tampa Bay	W, 30-20
9/12/1993	at Seattle	W, 17-13	11/28/2004	at Denver	W, 25-24
11/6/1994	at Kansas City	L, 3-13	9/18/2005	Kansas City	L, 17, 23
12/18/1994	at Kansas City	W, 17-16	12/4/2005	at San Diego	L, 10-34
10/1/1995	at N.Y. Jets	W, 47-10	10/15/2006	at Denver	L, 3-13
12/17/1995	at Seattle	L, 10-44	10/6/2013	San Diego	W, 27-17
11/17/1996	Minnesota	L, 13-16			

*since 1978



OVERTIME HISTORY / SHUTOUT VICTORIES

OVERTIME GAMES (18-18)

Date	Result	Score	Opponent	Date	Result	Score	Opponent
11/23/1975	W	26-23	at Washington	9/17/1995	L	17-23	at Kansas City
11/30/1975	W	37-34	Atlanta	11/10/1996	L	17-20	at Tampa Bay
12/24/1977	W	37-31	at Baltimore (AFC Playoff)	11/17/1996	L	13-16	Minnesota
10/1/1978	W	25-19	at Chicago	8/31/1997	L	21-24	at Tennessee
9/14/1980	L	24-30	at San Diego	11/22/1999	L	21-27	at Denver
10/28/1984	L	19-22	Denver	1/2/2000	W	41-38	at Kansas City
11/10/1985	L	34-40	at San Diego	10/8/2000	W	34-28	at San Francisco
11/24/1985	W	31-28	Denver	12/2/2001	L	31-34	Arizona
12/8/1985	W	17-14	at Denver	1/19/2002	L	13-16	at New England (AFC Playoff)
11/20/1986	W	37-31	at San Diego	10/20/2002	L	21-27	San Diego
11/30/1986	L	27-33	Philadelphia	11/3/2002	L	20-23	San Francisco
9/26/1988	W	30-27	at Denver	9/28/2003	W	34-31	San Diego
12/3/1989	W	16-13	Denver	11/9/2003	L	24-27	New York Jets
10/13/1991	W	23-20	at Seattle	9/16/2007	L	20-23	at Denver
12/8/1991	L	27-30	Buffalo	10/19/2008	W	16-13	New York Jets
9/13/1992	L	21-24	at Cincinnati	11/7/2010	W	23-20	Kansas City
1/2/1994	W	33-30	Denver	12/24/2011	W	16-13	at Kansas City
10/16/1994	L	17-20	at Miami	10/21/2012	W	26-23	Jacksonville

SHUTOUT VICTORIES

Date	Score	Opponent	Date	Score	Opponent
12/16/1962	20-0	Boston	9/18/1977	24-0	San Diego
9/10/1967	51-0	Denver	9/8/1985	31-0	New York Jets
11/24/1968	34-0	at Cincinnati	9/13/1987	20-0	at Green Bay
9/26/1971	34-0	at San Diego	9/15/1991	16-0	Indianapolis
10/9/1972	34-0	at Houston Oilers	10/18/1992	19-0	at Seattle
11/4/1973	42-0	New York Giants	11/22/1992	24-0	Denver
9/29/1974	17-0	at Pittsburgh	12/19/1999	45-0	Tampa Bay
10/5/1975	6-0	at San Diego	12/28/2002	24-0	Kansas City
10/26/1975	25-0	San Diego	12/16/2012	15-0	Kansas City
12/12/1976	24-0	at San Diego			





RESULTS BY SEASON SUMMARY

YEAR	OVERALL					HOME					AWAY			
	W	L	T	Pct		W	L	T	Pct		W	L	T	Pct
1960	6	8	0	.429	...	3	4	0	.429	...	3	4	0	.429
1961	2	12	0	.143	...	1	6	0	.143	...	1	6	0	.143
1962	1	13	0	.071	...	1	6	0	.143	...	0	7	0	.000
1963	10	4	0	.714	...	6	1	0	.857	...	4	3	0	.571
1964	5	7	2	.417	...	5	2	0	.714	...	0	5	2	.000
1965	8	5	1	.615	...	5	2	0	.714	...	3	3	1	.500
1966	8	5	1	.615	...	3	3	1	.500	...	5	2	0	.714
1967	13	1	0	.929	...	7	0	0	1.000	...	6	1	0	.857
1968	12	2	0	.857	...	6	1	0	.857	...	6	1	0	.857
1969	12	1	1	.923	...	7	0	0	1.000	...	5	1	1	.833
1970	8	4	2	.667	...	6	1	0	.857	...	2	3	2	.400
1971	8	4	2	.667	...	5	1	1	.833	...	3	3	1	.500
1972	10	3	1	.769	...	5	1	1	.833	...	5	2	0	.714
1973	9	4	1	.692	...	5	2	0	.714	...	4	2	1	.667
1974	12	2	0	.857	...	6	1	0	.857	...	6	1	0	.857
1975	11	3	0	.786	...	6	1	0	.857	...	5	2	0	.714
1976	13	1	0	.929	...	7	0	0	1.000	...	6	1	0	.857
1977	11	3	0	.786	...	6	1	0	.857	...	5	2	0	.714
1978	9	7	0	.563	...	4	4	0	.500	...	5	3	0	.625
1979	9	7	0	.563	...	6	2	0	.750	...	3	5	0	.375
1980	11	5	0	.688	...	6	2	0	.750	...	5	3	0	.625
1981	7	9	0	.438	...	4	4	0	.500	...	3	5	0	.375
1982	8	1	0	.889	...	4	0	0	1.000	...	4	1	0	.800
1983	12	4	0	.750	...	6	2	0	.750	...	6	2	0	.750
1984	11	5	0	.688	...	6	2	0	.750	...	5	3	0	.625
1985	12	4	0	.750	...	7	1	0	.875	...	5	3	0	.625
1986	8	8	0	.500	...	3	5	0	.375	...	5	3	0	.625
1987	5	10	0	.333	...	3	5	0	.375	...	2	5	0	.286
1988	7	9	0	.438	...	3	5	0	.375	...	4	4	0	.500
1989	8	8	0	.500	...	7	1	0	.875	...	1	7	0	.125
1990	12	4	0	.750	...	6	2	0	.750	...	6	2	0	.750
1991	9	7	0	.563	...	5	3	0	.625	...	4	4	0	.500
1992	7	9	0	.438	...	5	3	0	.625	...	2	6	0	.250
1993	10	6	0	.625	...	5	3	0	.625	...	5	3	0	.625
1994	9	7	0	.563	...	4	4	0	.500	...	5	3	0	.625
1995	8	8	0	.500	...	4	4	0	.500	...	4	4	0	.500
1996	7	9	0	.438	...	4	4	0	.500	...	3	5	0	.375
1997	4	12	0	.250	...	2	6	0	.250	...	2	6	0	.250
1998	8	8	0	.500	...	4	4	0	.500	...	4	4	0	.500
1999	8	8	0	.500	...	5	3	0	.625	...	3	5	0	.375
2000	12	4	0	.750	...	7	1	0	.875	...	5	3	0	.625
2001	10	6	0	.625	...	5	3	0	.625	...	5	3	0	.625
2002	11	5	0	.688	...	6	2	0	.750	...	5	3	0	.625
2003	4	12	0	.250	...	4	4	0	.500	...	0	8	0	.000
2004	5	11	0	.313	...	3	5	0	.375	...	2	6	0	.250
2005	4	12	0	.250	...	2	6	0	.250	...	2	6	0	.250
2006	2	14	0	.125	...	2	6	0	.250	...	0	8	0	.000
2007	4	12	0	.250	...	2	6	0	.250	...	2	6	0	.250
2008	5	11	0	.313	...	2	6	0	.250	...	3	5	0	.375
2009	5	11	0	.313	...	2	6	0	.250	...	3	5	0	.375
2010	8	8	0	.500	...	5	3	0	.625	...	3	5	0	.375
2011	8	8	0	.500	...	3	5	0	.375	...	5	3	0	.625
2012	4	12	0	.250	...	3	5	0	.375	...	1	7	0	.125
2013	4	12	0	.250	...	3	5	0	.375	...	1	7	0	.125
TOTAL	434	375	11	.536		242	165	3	.595		192	210	8	.478



RESULTS BY SEASON SUMMARY

HOME RECORDS BY STADIUM

Years	Stadium	W	L	T	Pct
1960	Kezar Stadium	2	2	0	.500
1960-61	Candlestick Park	2	8	0	.200
1962-65	Frank Youell Field	17	11	0	.600
1966-81, 1995-2013	Oakland-Alameda County Coliseum	156	108	3	.590
1973	Memorial Stadium, Berkeley	1	0	0	1.000
1982-94	Los Angeles Memorial Coliseum	64	36	0	.600
TOTAL		242	165	3	.595

BY DECADE, REGULAR SEASON

Year	Overall	Pct	Home	Pct	Away	Pct
1960-69	77-58-5	.570	44-25-1	.638	33-33-4	.500
1970-79	100-38-6	.725	56-14-2	.800	44-24-4	.647
1980-89	89-63-0	.586	49-27-0	.645	40-36-0	.526
1990-99	82-78-0	.513	44-36-0	.550	38-42-0	.475
2000-09	62-98-0	.388	35-45-0	.438	27-53-0	.338
2010-13	24-40-0	.375	14-18-0	.438	10-22-0	.313
TOTAL	434-375-11	.536	242-165-3	.595	192-210-8	.478

ALL-TIME VS. AFL/AFC WEST

YEAR	W-L-T	HOME	ROAD	DEN.	DAL/KC	LA/SD	SEA. TB	YEAR	W-L-T	HOME	ROAD	DEN.	DAL/KC	LA/SD	SEA. TB
1960	2-4-0	1-2-0	1-2-0	1-1-0	1-1-0	0-2-0		1988	6-2-0	3-1-0	3-1-0	2-0-0	2-0-0	2-0-0	0-2-0
1961	1-5-0	1-2-0	0-3-0	1-1-0	0-2-0	0-2-0		1989	3-5-0	3-1-0	0-4-0	1-1-0	1-1-0	1-1-0	0-2-0
1962	0-6-0	0-3-0	0-3-0	0-2-0	0-2-0	0-2-0		1990	6-2-0	3-1-0	3-1-0	2-0-0	0-2-0	2-0-0	2-0-0
1963	6-0-0	3-0-0	3-0-0	2-0-0	2-0-0	2-0-0		1991	5-3-0	2-2-0	3-1-0	2-0-0	0-2-0	1-1-0	2-0-0
1964	2-3-1	2-1-0	0-2-1	1-0-1	0-2-0	1-1-0		1992	4-4-0	3-1-0	1-3-0	1-1-0	1-1-0	0-2-0	2-0-0
1965	3-3-0	2-1-0	1-2-0	2-0-0	1-1-0	0-2-0		1993	5-3-0	2-2-0	3-1-0	2-0-0	0-2-0	1-1-0	2-0-0
1966	4-2-0	1-2-0	3-0-0	2-0-0	1-1-0	1-1-0		1994	4-4-0	1-3-0	3-1-0	2-0-0	0-2-0	1-1-0	1-1-0
1967	6-0-0	3-0-0	3-0-0	2-0-0	2-0-0	2-0-0		1995	2-6-0	2-2-0	0-4-0	0-2-0	0-2-0	1-1-0	1-1-0
1968	4-2-0	2-1-0	2-1-0	2-0-0	1-1-0	1-1-0		1996	3-5-0	1-3-0	2-2-0	0-2-0	1-1-0	1-1-0	1-1-0
1969	6-0-0	3-0-0	3-0-0	2-0-0	2-0-0	2-0-0		1997	2-6-0	1-3-0	1-3-0	1-1-0	0-2-0	1-1-0	0-2-0
1970	4-0-2	3-0-0	1-0-2	2-0-0	1-0-1	1-0-1		1998	4-4-0	2-2-0	2-2-0	0-2-0	0-2-0	2-0-0	2-0-0
1971	4-1-1	2-0-1	2-1-0	2-0-0	0-1-1	2-0-0		1999	3-5-0	2-2-0	1-3-0	0-2-0	1-1-0	1-1-0	1-1-0
1972	3-2-1	1-1-1	2-1-0	1-1-0	1-1-0	1-0-1		2000	5-3-0	3-1-0	2-2-0	0-2-0	2-0-0	2-0-0	1-1-0
1973	4-1-1	3-0-0	1-1-1	1-0-1	1-1-0	2-0-0		2001	6-2-0	4-0-0	2-2-0	1-1-0	2-0-0	2-0-0	1-1-0
1974	5-1-0	2-1-0	3-0-0	1-1-0	2-0-0	2-0-0		2002	4-2-0	2-1-0	2-1-0	2-0-0	1-1-0	1-1-0	
1975	5-1-0	3-0-0	2-1-0	2-0-0	1-1-0	2-0-0		2003	1-5-0	1-2-0	0-3-0	0-2-0	0-2-0	1-1-0	
1976	7-0-0	4-0-0	3-0-0	2-0-0	2-0-0	2-0-0	100	2004	1-5-0	0-3-0	1-2-0	1-1-0	0-2-0	0-2-0	
1977	5-2-0	3-1-0	2-1-0	1-1-0	2-0-0	1-1-0	100	2005	0-6-0	0-3-0	0-3-0	0-2-0	0-2-0	0-2-0	
1978	3-5-0	1-3-0	2-2-0	0-2-0	2-0-0	1-1-0	0-2-0	2006	0-6-0	0-3-0	0-3-0	0-2-0	0-2-0	0-2-0	
1979	3-5-0	2-2-0	1-3-0	2-0-0	0-2-0	1-1-0	0-2-0	2007	2-4-0	1-2-0	1-2-0	1-1-0	1-1-0	0-2-0	
1980	6-2-0	3-1-0	3-1-0	2-0-0	1-1-0	1-1-0	2-0-0	2008	2-4-0	0-3-0	2-1-0	1-1-0	1-1-0	0-2-0	
1981	2-6-0	1-3-0	1-3-0	0-2-0	0-2-0	0-2-0	2-0-0	2009	2-4-0	0-3-0	2-1-0	1-1-0	1-1-0	0-2-0	
1982	5-0-0	3-0-0	2-0-0	1-0-0	1-0-0	2-0-0	1-0-0	2010	6-0-0	3-0-0	3-0-0	2-0-0	2-0-0	2-0-0	
1983	6-2-0	3-1-0	3-1-0	2-0-0	2-0-0	2-0-0	0-2-0	2011	3-3-0	0-3-0	3-0-0	1-1-0	1-1-0	1-1-0	
1984	5-3-0	3-1-0	2-2-0	0-2-0	2-0-0	2-0-0	1-1-0	2012	2-4-0	1-2-0	1-2-0	0-2-0	2-0-0	0-2-0	
1985	5-3-0	4-0-0	1-3-0	2-0-0	1-1-0	1-1-0	1-1-0	2013	1-5-0	1-2-0	0-3-0	0-2-0	0-2-0	1-1-0	
1986	4-4-0	2-2-0	2-2-0	0-2-0	1-1-0	2-0-0	1-1-0		194-171-6	90-89-4	50-55-2	26-22-0			
1987	2-6-0	1-3-0	1-3-0	0-2-0	1-1-0	0-2-0	1-1-0			104-82-2	59-46-2	58-48-2	1-0		

LARGEST MARGINS

...of Victory

- 51 points (51-0) Sept. 10, 1967, vs. Denver
- *49 points (56-7) Dec. 21, 1969, vs. Houston Oilers
- 45 points (45-0) Dec. 19, 1999, vs. Tampa Bay
- 45 points (59-14) Oct. 24, 2010, at Denver
- 43 points (52-9) Dec. 24, 2000, vs. Carolina
- 42 points (42-0) Nov. 4, 1973, vs. N.Y. Giants
- 42 points (48-6) Sept. 15, 1968, at Buffalo
- 41 points (51-10) Oct. 29, 1967, vs. San Diego
- 38 points (48-10) Dec. 17, 1960, vs. Denver
- 37 points (44-7) Nov. 6, 1977, vs. Seattle
- 37 points (47-10) Oct. 1, 1995, at N.Y. Jets

...of Defeat

- 55 points (0-55) Sept. 9, 1961, at Houston Oilers
- *48 points (3-51) Jan. 20, 1991, at Buffalo
- 44 points (0-44) Sept. 17, 1961, at San Diego
- 38 points (11-49) Dec. 23, 2007, at Jacksonville
- 37 points (7-44) Oct. 5, 1962, at Denver
- 37 points (0-37) Dec. 8, 1986, at Seattle
- 37 points (7-44) Oct. 11, 2009, at N.Y. Giants
- 35 points (20-55) Nov. 11, 2012, at Baltimore
- 34 points (21-55) Nov. 22, 1981, vs. San Diego
- 34 points (10-44) Dec. 17, 1995, at Seattle

*playoff game



PRESEASON RESULTS

1960 (2-3)

July 31	L	13-20	Dallas Texans (Kezar)	12,000
Aug. 13	W	23-17	N.Y. Titans at Sacramento	9,551
Aug. 19	L	17-24	L.A. Chargers (Kezar)	6,521
Aug. 24	W	26-21	at Buffalo	17,071
Aug. 28	L	14-28	Boston at Amherst, Mass.	3,500

1961 (1-3)

Aug. 3	L	17-35	Houston Oilers at Honolulu	12,500
Aug. 10	L	21-48	Denver at Spokane	6,500
Aug. 27	L	7-35	at San Diego	10,436
Sept. 4	W	49-12	Denver (Candlestick)	6,300

1962 (1-4)

Aug. 4	L	3-13	Dallas Texans at Atlanta	8,000
Aug. 11	W	21-20	Boston at Providence, R.I.	9,000
Aug. 18	L	6-22	Dallas Texans at Midland, Texas	10,000
Aug. 26	L	27-33	San Diego (Youell)	17,053
Aug. 31	L	12-41	Denver at Stockton	5,000

1963 (3-2)

Aug. 4	W	24-17	Boston (Youell)	9,721
Aug. 11	W	35-19	Denver (Youell)	9,655
Aug. 17	L	21-35	Kansas City at Seattle	13,500
Aug. 23	W	43-16	N.Y. Jets (Youell)	8,317
Aug. 31	L	3-13	at San Diego	17,517

1964 (3-2)

Aug. 9	L	14-21	Kansas City (Youell)	11,118
Aug. 14	W	20-7	at Denver	13,545
Aug. 23	W	34-31	Buffalo (Youell)	10,243
Aug. 29	W	34-20	Houston Oilers at Las Vegas	8,500
Sept. 5	L	10-24	at San Diego	16,746

1965 (3-2)

Aug. 7	W	10-3	at San Diego	27,168
Aug. 14	L	17-27	Denver at Salt Lake City	18,000
Aug. 22	W	23-6	Kansas City (Youell)	13,592
Aug. 28	L	17-46	San Diego at Portland, Ore.	15,234
Sept. 4	W	30-20	Denver at Sacramento	14,550

1966 (2-2)

Aug. 3	L	17-26	at Houston	36,935
Aug. 12	W	17-7	at San Diego	17,097
Aug. 20	L	10-21	Boston at Anaheim	36,038
Aug. 28	W	52-21	at Denver	14,074

1967 (2-3)

Aug. 5	W	24-23	San Diego	24,855*
Aug. 12	W	24-7	Houston Oilers	23,647*
Aug. 19	L	0-48	Kansas City at Portland, Ore.	13,352*
Aug. 27	L	17-21	Denver at North Platte, Neb.	6,600
Sept. 3	L	10-13	San Francisco	53,254

1968 (3-2)

Aug. 3	L	12-14	Baltimore Colts	51,154*
Aug. 10	W	37-7	San Diego	38,922*
Aug. 24	L	21-31	at Kansas City	43,769*
Sept. 1	W	26-19	at San Francisco (Kezar)	57,593
Sept. 7	W	23-7	Denver at Portland, Ore.	18,031*

1969 (2-3)

Aug. 2	L	17-23	Kansas City at Birmingham, Ala.	21,000*
Aug. 9	L	30-34	Baltimore Colts	51,246*
Aug. 16	L	7-10	at San Diego	35,940*
Aug. 25	W	24-6	N.Y. Jets	52,927*
31-Aug	W	42-28	San Francisco	52,122

1970 (2-4)

Aug. 8	L	21-33	Baltimore Colts	53,519
Aug. 17	W	30-19	at Philadelphia	50,853
Aug. 22	L	23-34	at L.A. Rams	67,497
Aug. 30	L	136-97	Green Bay	53,395
Sept. 6	W	31-17	at San Francisco	55,521
Sept. 12	L	6-20	Pittsburgh	53,005

1971 (5-1)

Aug. 9	L	24-25	Philadelphia	53,706*
Aug. 14	W	41-20	N.Y. Jets	53,693*
Aug. 21	W	20-7	L.A. Rams (Berkeley)	67,739
Aug. 28	W	17-13	at Green Bay	56,263*
Sept. 4	W	34-28	San Francisco	53,696*
Sept. 11	W	24-3	Baltimore at Jacksonville, Fla.	50,212*

1972 (4-2)

Aug. 5	W	31-24	New England	53,661*
Aug. 14	W	16-0	Baltimore Colts	53,627*
Aug. 19	W	34-9	at L.A. Rams	60,762*
Aug. 26	W	31-13	Buffalo (Berkeley)	60,046
Sept. 3	L	21-34	at San Francisco	61,237*
Sept. 9	L	10-16	at Dallas	62,607*

1973 (4-1-1)

Aug. 5	T	17-17	at New England	43,914*
Aug. 11	W	27-26	Dallas	53,723*
Aug. 18	W	16-3	L.A. Rams (Berkeley)	57,549
Aug. 25	L	10-34	Minnesota (Berkeley)	57,515
Sept. 1	W	23-17	San Francisco	53,612
Sept. 8	W	17-7	at Buffalo	70,128

1974 (5-1)

Aug. 3	W	27-7	Dallas	41,049*
Aug. 10	W	28-16	Atlanta (Berkeley)	34,319
Aug. 16	W	41-10	at Detroit	30,055*
Aug. 24	L	14-25	Philadelphia	53,077*
Sept. 2	W	20-19	at San Francisco	52,538*
Sept. 7	W	31-6	N.Y. Jets (Berkeley)	55,417

1975 (5-1)

Aug. 10	W	34-0	Detroit (Berkeley)	52,524
Aug. 17	W	24-21	Pittsburgh (Berkeley)	57,937
Aug. 23	W	22-7	at Atlanta	43,151*
Aug. 30	W	40-21	San Francisco	52,866*
Sept. 5	W	31-20	at Dallas	41,117*
Sept. 11	L	0-6	at L.A. Rams	68,630*

1976 (5-1)

July 31	W	27-14	Dallas	52,391*
Aug. 7	W	20-9	St. Louis at Phoenix, Ariz.	33,216*
Aug. 13	W	41-17	at N.Y. Jets (Yankee Stadium)	10,726*
Aug. 21	L	14-23	L.A. Rams	52,615*
Aug. 29	W	14-9	at San Francisco	52,704
Sept. 4	W	45-28	Seattle	51,487*



PRESEASON RESULTS

1977 (4-2)

Aug. 8	W	40-0	Houston Oilers	51,777*
Aug. 13	L	13-20	Chicago	52,909*
Aug. 18	L	10-12	at Seattle	62,187*
Aug. 27	W	35-7	San Diego	52,346*
Sept. 3	W	33-0	San Francisco	53,442*
Sept. 9	W	21-0	at L.A. Rams	57,031*

1978 (2-2)

Aug. 5	W	14-13	at Chicago	54,758*
Aug. 12	L	7-21	New England	53,335*
Aug. 20	W	31-14	at San Francisco	58,658
Aug. 26	L	3-28	L.A. Rams	53,776*

1979 (3-2)

July 28	W	20-13	Dallas at Canton, Ohio	20,648
Aug. 4	L	14-20(OT)	at L.A. Rams	54,575
Aug. 11	W	41-10	San Francisco	53,503*
Aug. 19	L	14-35	at New England	46,518
Aug. 25	W	48-21	Buffalo	52,440

1980 (2-2)

Aug. 9	L	14-33	at San Francisco	55,585
Aug. 16	W	31-29	New England	41,649
Aug. 23	L	17-34	at Washington	47,547
Aug. 30	W	24-23	Philadelphia	41,230

1981 (2-2)

Aug. 8	W	17-16	Atlanta	42,697
Aug. 15	L	14-34	at Green Bay	55,151
Aug. 22	L	21-23	at New England	43,032
Aug. 29	W	21-7	San Francisco	51,192*

1982 (2-2)

Aug. 14	W	17-14	at San Francisco	61,065
Aug. 21	L	16-30	at Detroit	59,924*
Aug. 29	W	24-3	Green Bay	54,268*
Sept. 4	L	10-37	Cleveland	53,460*

1983 (1-3)

Aug. 6	W	26-23 (OT)	San Francisco	41,337*
Aug. 13	L	17-20	at N.Y. Jets	51,454*
Aug. 20	L	21-27	Chicago	41,032*
Aug. 26	L	17-20	at Cleveland	64,486*

1984 (1-3)

Aug. 4	L	10-13	at San Francisco	61,361*
Aug. 10	W	21-20	at Washington	55,415*
Aug. 19	L	23-29	Miami	47,060
Aug. 24	L	14-20	N.Y. Jets	53,072*

1985 (1-3)

Aug. 10	L	21-28	San Francisco	61,784*
Aug. 18	L	9-14	Washington	56,939
Aug. 24	L	17-23	Miami	55,414*
Aug. 30	W	26-7	at Cleveland	44,926*

1986 (2-2)

Aug. 10	L	0-32	at San Francisco	61,834
Aug. 16	W	24-19	Dallas	60,248*
Aug. 22	W	24-10	New England	52,061*
Aug. 28	L	22-25	Cleveland	57,780*

1987 (1-3)

Aug. 15	L	16-42	San Francisco	53,838*
Aug. 22	L	3-7	Buffalo	47,281*
Aug. 30	W	34-10	at Dallas	50,729*
Sept. 5	L	17-20	Chicago	56,682

1988 (1-3)

Aug. 6	L	10-24	at San Francisco	64,457*
Aug. 3	L	17-27	Dallas	50,071
Aug. 20	L	27-45	Washington	45,982*
Aug. 26	W	37-22	Chicago	63,079*

1989 (0-4)

Aug. 12	L	7-37	San Francisco	36,739*
Aug. 19	L	20-27	Dallas	39,154*
Aug. 26	L	21-23	Houston at Oakland	50,642*
Sept. 2	L	38-41	Chicago	39,061

1990 (4-1)

Aug. 5	L	10-17	New Orleans at London, England	63,106*
Aug. 11	W	23-13	at San Francisco	66,455*
Aug. 18	W	16-14	Dallas	31,120
Aug. 24	W	20-3	at Chicago	66,946*
Sept. 1	W	34-7	San Diego	30,326

1991 (3-2)

July 27	L	17-24	San Francisco	51,513
Aug. 3	L	17-19	Miami at Tokyo, Japan	51,122*
Aug. 12	W	13-10	at Dallas	55,981*
Aug. 17	W	13-10	Chicago	35,538
Aug. 23	W	17-7	at San Diego	48,509*

1992 (1-3)

Aug. 8	L	10-24	at San Francisco	52,505*
Aug. 15	L	16-19 (OT)	at L.A. Rams	61,119*
Aug. 22	L	23-27	Washington	53,424
Aug. 29	W	30-26	Houston Oilers	50,084

1993 (2-3)

July 31	W	19-3	vs. GB at Canton, Ohio	23,863
Aug. 8	L	0-27	vs. SF at Palo Alto	82,908
Aug. 14	L	7-13	at Dallas	62,557*
Aug. 20	L	7-18	at Indianapolis	45,959*
Aug. 28	W	20-19	at L.A. Rams	50,438*

1994 (4-1)

July 31	W	25-22 (OT)	Den. at Barcelona, Spain	37,406*
Aug. 7	W	27-19	at Dallas	61,932*
Aug. 13	L	17-27	at Pittsburgh	58,058*
Aug. 20	W	29-20	at L.A. Rams	50,315*
Aug. 27	W	24-23	at Houston Oilers	50,182





PRESEASON RESULTS

1995 (3-1)***

Aug. 5	W	27-14	at Dallas	62,031*
Aug. 12	W	27-22	St. Louis	50,000
Aug. 18	L	17-20	at Minnesota	45,306*
Aug. 25	W	32-24	NE at Palo Alto	51,709*

1996 (2-3)

July 27	L	34-35	at Dallas	61,524*
Aug. 2	W	26-3	at Arizona	36,869*
Aug. 8	L	19-24	Seattle	38,219
Aug. 15	L	6-27	at Atlanta	30,553*
Aug. 23	W	44-27	N.Y. Jets	40,795*

1997 (2-2)

Aug. 3	W	34-27	at Dallas	61,028*
Aug. 8	L	24-37	Green Bay	42,956
Aug. 16	W	18-16	New Orleans	36,771
Aug. 22	L	13-15	at Arizona	39,408*

1998 (2-2)

Aug. 8	W	16-3	at Dallas	61,048*
Aug. 16	W	27-21	at Green Bay	60,067
Aug. 24	L	7-41	Tampa Bay	32,017*
Aug. 29	L	14-21	Arizona	31,858

1999 (3-1)

Aug. 7	W	18-17	at St. Louis	45,449*
Aug. 15	W	10-3	Dallas	37,000
Aug. 30	L	8-16	San Francisco	61,901*
Sept. 3	W	43-7	at Arizona	42,076

2000 (3-1)

Aug. 5	L	17-31	at St. Louis	64,125
Aug. 13	W	21-20	at Dallas	56,878
Aug. 18	W	23-17	Detroit	32,365
Aug. 24	W	20-0	Seattle	32,012

2001 (3-2)

Aug. 4	W	21-14	Dallas	37,978*
Aug. 11	W	10-7	at Arizona	33,482*
Aug. 19	L	17-20	at San Francisco	67,817
Aug. 27	L	6-21	Dal. at Mexico City, Mex.	88,309*
Aug. 31	W	24-13	Green Bay	38,783*

2002 (2-2)

Aug. 8	L	6-20	at Dallas	62,836*
Aug. 15	L	14-24	at Tennessee	68,531*
Aug. 24	W	17-10	San Francisco	40,120*
Aug. 29	W	31-3	Arizona	35,738*

2003 (1-3)

Aug. 8	W	7-6	St. Louis	37,341*
Aug. 14	L	10-14	at San Francisco	65,856*
Aug. 22	L	6-21	Minnesota	37,411*
Aug. 28	L	13-52	at Dallas	53,078*

2004 (3-1)

Aug. 14	W	30-33	at San Francisco	63,854*
Aug. 21	L	20-21	Dallas	35,000*
Aug. 28	W	17-16	at Arizona	35,070*
Sept. 2	W	28-24	St. Louis	38,499*

2005 (1-3)

Aug. 13	L	13-21	at San Francisco	61,446*
Aug. 20	L	17-19	at Houston	70,116*
Aug. 26	L	16-17	Arizona	36,408*
Sept. 1	W	13-6	New Orleans	32,191*

2006 (4-1)

Aug. 6	W	16-10	Phi. at Canton, Ohio	22,200*
Aug. 14	W	16-13	at Minnesota	63,278*
Aug. 20	W	23-7	San Francisco	47,849*
Aug. 25	W	21-3	Detroit	43,889*
Aug. 31	L	7-30	at Seattle	67,158*

2007 (2-2)

Aug. 11	W	27-23	Arizona	39,911*
Aug. 18	L	21-26	at San Francisco	68,107*
Aug. 24	W	20-10	St. Louis	44,131*
Aug. 30	L	14-19	at Seattle	66,700*

2008 (1-3)

Aug. 8	W	18-6	San Francisco	52,609*
Aug. 15	L	16-17	at Tennessee	69,143*
Aug. 23	L	0-24	Arizona	39,331*
Aug. 29	L	16-23	at Seattle	67,163*

2009 (1-3)

Aug. 13	W	31-10	Dallas	33,165*
Aug. 22	L	20-21	at San Francisco	61,907*
Aug. 29	L	7-45	New Orleans	32,585
Sept. 3	L	21-31	at Seattle	66,697*

2010 (3-1)

Aug. 12	W	17-9	at Dallas	72,282*
Aug. 21	W	32-17	at Chicago	60,207*
Aug. 28	L	24-28	San Francisco	42,248*
Sept. 2	W	27-24	Seattle	23,957*

2011 (0-4)

Aug. 11	L	18-24	Arizona	25,699*
Aug. 20	L	3-17	at San Francisco	69,732*
Aug. 28	L	20-40	New Orleans	34,322*
Sept. 2	L	3-20	at Seattle	65,418*

2012 (1-3)

Aug. 13	L	0-3	Dallas	50,403*
Aug. 17	L	27-31	at Arizona	59,605*
Aug. 25	W	31-20	Detroit	41,420*
Aug. 30	L	3-21	at Seattle	66,157*

2013 (1-3)

Aug. 9	W	19-17	Dallas	43,013*
Aug. 16	L	20-28	at New Orleans	72,122*
Aug. 23	L	26-34	Chicago	41,946*
Aug. 29	L	6-22	at Seattle	67,341*

*Night game

***First season of Raiders return to Oakland



ALL-TIME RESULTS BY SEASON

*Denotes night game

1960 (6-8)

Head Coach: Eddy Erdelatz	Result	Score	Attend
Sept. 11 Houston	L	22-37	12,703
Sept. 16 Dallas Texans	L	16-34	8,021*
Sept. 25 at Houston	W	14-13	12,241
Oct. 2 at Denver	L	14-31	18,372
Oct. 9 at Dallas Texans	W	20-19	21,000
Oct. 16 Boston	W	27-14	11,500
Oct. 23 at Buffalo	L	9-38	8,876
Oct. 28 at N.Y. Titans	W	28-27	10,000*
Nov. 4 at Boston	L	28-34	8,446*
Nov. 13 Buffalo	W	20-7	8,800
Nov. 27 at L.A. Chargers	L	28-52	15,075
Dec. 4 L.A. Chargers	L	17-41	12,061
Dec. 11 N.Y. Titans	L	28-31	9,037
Dec. 17 Denver	W	48-10	5,159

1961 (2-12)

Head Coach: Erdelatz/Feldman	Result	Score	Attend
Sept. 9 at Houston	L	0-55	16,231*
Sept. 17 at San Diego	L	0-44	20,216
Sept. 24 Dallas Texans	L	35-42	6,737
Oct. 1 Denver	W	33-19	8,361
Oct. 15 at Denver	L	24-27	11,129
Oct. 22 San Diego	L	10-41	12,014
Oct. 29 N.Y. Titans	L	6-14	7,138
Nov. 5 at Buffalo	W	31-22	17,027
Nov. 11 at N.Y. Titans	L	12-23	16,811*
Nov. 17 at Boston	L	17-20	18,169*
Nov. 26 at Dallas Texans	L	11-43	14,500
Dec. 3 Buffalo	L	21-26	6,500
Dec. 9 Boston	L	21-35	6,500
Dec. 17 Houston	L	16-47	4,821

NOTE -- Erdelatz served as head coach for first two games before Feldman replaced him.

1962 (1-13)

Head Coach: Feldman/Konkright	Result	Score	Attend
Sept. 9 N.Y. Titans	L	17-28	12,893
Sept. 23 Dallas Texans	L	16-26	12,500
Sept. 30 San Diego	L	33-42	13,000
Oct. 5 at Denver	L	7-44	22,452*
Oct. 14 Denver	L	6-23	7,000
Oct. 20 at Buffalo	L	6-14	21,037*
Oct. 26 at Boston	L	16-26	12,514*
Nov. 4 at N.Y. Titans	L	21-31	18,247
Nov. 11 Houston	L	20-28	11,000
Nov. 18 Buffalo	L	6-10	12,500
Nov. 25 at Dallas Texans	L	7-35	13,557
Dec. 2 at San Diego	L	21-31	17,874
Dec. 9 at Houston	L	17-32	27,400
Dec. 19 Boston	W	20-0	8,000

NOTE -- Feldman served as head coach for first five games before Konkright replaced him.

1963 (10-4)

Head Coach: Al Davis	Result	Score	Attend
Sept. 7 at Houston	W	24-13	24,749*
Sept. 15 Buffalo	W	35-17	17,568
Sept. 22 Boston	L	14-20	17,131
Sept. 28 at N.Y. Jets	L	7-10	17,100*
Oct. 5 at Buffalo	L	0-12	24,846*
Oct. 11 at Boston	L	14-20	26,494*
Oct. 20 N.Y. Jets	W	49-26	15,557
Oct. 27 at San Diego	W	34-33	30,182
Nov. 3 Kansas City	W	10-7	18,919
Nov. 8 at Kansas City	W	22-7	24,879*
Nov. 28 at Denver	W	26-10	14,763
Dec. 8 San Diego	W	41-27	20,249
Dec. 15 Denver	W	35-31	15,223
Dec. 22 Houston	W	52-49	17,401

1964 (5-7-2)

Head Coach: Al Davis	Result	Score	Attend
Sept. 13 Boston	L	14-17	21,126
Sept. 19 at Houston	L	28-42	26,482*
Sept. 27 Kansas City	L	9-21	18,163
Oct. 3 at Buffalo	L	20-23	36,451*
Oct. 10 at N.Y. Jets	L	13-35	36,499*
Oct. 16 at Boston	T	43-43	23,279
Oct. 25 Denver	W	40-7	17,858
Nov. 1 at San Diego	L	17-31	25,557
Nov. 8 at Kansas City	L	7-42	21,023
Nov. 15 Houston	W	20-10	16,375
Nov. 22 N.Y. Jets	W	35-26	15,589
Nov. 29 at Denver	T	20-20	15,958
Dec. 6 Buffalo	W	16-13	18,134
Dec. 20 San Diego	W	21-20	20,124

1965 (8-5-1)

Head Coach: Al Davis	Result	Score	Attend
Sept. 12 Kansas City	W	37-10	18,569
Sept. 19 San Diego	L	6-17	21,406
Sept. 26 Houston	W	21-17	18,116
Oct. 3 at Buffalo	L	12-17	41,246
Oct. 8 at Boston	W	24-10	24,824*
Oct. 16 at N.Y. Jets	T	24-24	54,890*
Oct. 24 Boston	W	30-21	20,585
Oct. 31 at Kansas City	L	7-14	18,354
Nov. 7 at Houston	W	33-21	35,729
Nov. 14 Buffalo	L	14-17	19,352
Nov. 21 at Denver	W	28-20	30,369
Dec. 5 Denver	W	24-13	19,023
Dec. 12 N.Y. Jets	W	24-14	19,013
Dec. 19 at San Diego	L	14-24	26,056



Al Davis



ALL-TIME RESULTS BY SEASON

1966 (8-5-1)

Head Coach: John Rauch		Result	Score	Attend
Sept. 2	at Miami	W	23-14	26,776*
Sept. 10	at Houston	L	0-31	31,763*
Sept. 18	Kansas City	L	10-32	50,746
Sept. 25	San Diego	L	20-29	37,183
Oct. 9	Miami	W	21-10	30,787
Oct. 16	at Kansas City	W	34-13	33,057
Oct. 23	at N.Y. Jets	W	24-21	58,135
Oct. 30	at Boston	L	21-24	26,941
Nov. 6	Houston	W	38-23	34,102
Nov. 13	at San Diego	W	41-19	26,230
Nov. 20	at Denver	W	17-3	26,703
Nov. 24	Buffalo	L	10-31	36,781
Dec. 3	N.Y. Jets	T	28-28	32,144
Dec. 11	Denver	W	28-10	31,765

1967 (13-1)

Head Coach: John Rauch		Result	Score	Attend
Sept. 10	Denver	W	51-0	25,423
Sept. 17	Boston	W	35-7	26,289
Oct. 1	Kansas City	W	23-21	50,268
Oct. 7	at N.Y. Jets	L	14-27	63,106*
Oct. 15	at Buffalo	W	24-20	45,758
Oct. 22	at Boston	W	48-14	25,057
Oct. 29	San Diego	W	51-10	53,474
Nov. 5	at Denver	W	21-17	29,043
Nov. 19	Miami	W	31-17	37,295
Nov. 23	at Kansas City	W	44-22	44,020
Dec. 3	at San Diego	W	41-21	53,474
Dec. 10	at Houston	W	19-7	36,375
Dec. 17	N.Y. Jets	W	38-29	53,011
Dec. 24	Buffalo	W	28-21	30,738

POSTSEASON (1-1)

Dec. 31	Houston (AFL Championship)	W	40-7	53,330
Jan. 14	Green Bay (SB II at Miami)	L	14-33	75,546

1968 (12-2)

Head Coach: John Rauch		Result	Score	Attend
Sept. 15	at Buffalo	W	48-6	43,057
Sept. 21	at Miami	W	47-21	30,021*
Sept. 29	at Houston	W	24-15	46,098
Oct. 6	Boston	W	41-10	44,253
Oct. 13	San Diego	L	14-23	53,257
Oct. 20	at Kansas City	L	10-24	50,015
Oct. 27	Cincinnati	W	31-10	37,083
Nov. 3	Kansas City	W	38-21	53,357
Nov. 10	at Denver	W	43-7	50,002
Nov. 17	N.Y. Jets	W	43-32	53,118
Nov. 24	at Cincinnati	W	34-0	27,116
Nov. 28	Buffalo	W	13-10	39,883
Dec. 8	Denver	W	33-27	47,754
Dec. 15	at San Diego	W	34-27	40,698

POSTSEASON (1-1)

Dec. 22	Kansas City (AFL Divisional)	W	41-6	53,357
Dec. 29	at N.Y. Jets (AFL Championship)	L	23-27	62,627

1969 (12-1-1)

Head Coach: John Madden		Result	Score	Attend
Sept. 14	Houston	W	21-17	49,361
Sept. 20	Miami	W	20-17	50,277*
Sept. 28	at Boston	W	38-23	19,069
Oct. 4	at Miami	T	20-20	35,614*
Oct. 12	at Denver	W	24-14	49,511
Oct. 19	Buffalo	W	50-21	54,418
Oct. 26	at San Diego	W	24-12	54,008
Nov. 2	at Cincinnati	L	17-31	27,927
Nov. 9	Denver	W	41-10	54,416
Nov. 16	San Diego	W	21-16	54,372
Nov. 23	at Kansas City	W	27-24	51,982
Nov. 30	at N.Y. Jets	W	27-14	63,865
Dec. 7	Cincinnati	W	37-17	54,427
Dec. 13	Kansas City	W	10-6	54,443

POSTSEASON (1-1)

Dec. 21	Houston (AFL Divisional)	W	56-7	53,539
Jan. 4	Kansas City (AFL Championship)	L	7-17	54,544

1970 (8-4-2)

Head Coach: John Madden		Result	Score	Attend
Sept. 20	at Cincinnati	L	21-31	56,616
Sept. 27	at San Diego	T	27-27	42,109
Oct. 3	at Miami	L	13-20	57,540*
Oct. 11	Denver	W	35-23	54,436
Oct. 19	Washington	W	34-20	54,471*
Oct. 25	Pittsburgh	W	31-14	54,423
Nov. 1	at Kansas City	T	17-17	51,334
Nov. 8	Cleveland	W	23-20	54,463
Nov. 15	at Denver	W	24-19	50,959
Nov. 22	San Diego	W	20-17	54,594
Nov. 26	at Detroit	L	14-28	56,597
Dec. 6	at N.Y. Jets	W	14-13	62,905
Dec. 12	Kansas City	W	20-6	54,496
Dec. 20	San Francisco	L	7-38	54,535

POSTSEASON (1-1)

Dec. 27	Miami (AFC Divisional)	W	21-14	54,401
Jan. 3	at Baltimore (AFC Championship)	L	17-27	56,368

1971 (8-4-2)

Head Coach: John Madden		Result	Score	Attend
Sept. 19	at New England	L	6-20	55,405
Sept. 26	at San Diego	W	34-0	54,084
Oct. 4	at Cleveland	W	34-20	84,285*
Oct. 10	at Denver	W	27-16	51,200
Oct. 17	Philadelphia	W	34-10	54,615
Oct. 24	Cincinnati	W	31-27	54,699
Oct. 31	Kansas City	T	20-20	54,715
Nov. 7	at New Orleans	T	21-21	83,102
Nov. 14	Houston	W	41-21	54,705
Nov. 21	San Diego	W	34-33	54,681
Nov. 28	Baltimore	L	14-37	54,689
Dec. 5	at Atlanta	L	13-24	58,850
Dec. 12	at Kansas City	L	14-16	51,215
Dec. 19	Denver	W	21-13	54,651



ALL-TIME RESULTS BY SEASON

1972 (10-3-1)

Head Coach: John Madden	Result	Score	Attend
Sept. 17 at Pittsburgh	L	28-34	50,141
Sept. 24 at Green Bay	W	20-14	56,263
Oct. 1 San Diego	T	17-17	53,455
Oct. 9 at Houston	W	34-0	51,378*
Oct. 15 Buffalo	W	28-16	53,501
Oct. 22 Denver	L	23-30	53,551
Oct. 29 L.A. Rams	W	45-17	54,660
Nov. 5 at Kansas City	L	14-27	82,094
Nov. 12 at Cincinnati	W	20-14	59,485
Nov. 19 at Denver	W	37-20	51,656
Nov. 26 Kansas City	W	26-3	54,801
Dec. 3 at San Diego	W	21-19	54,611
Dec. 11 N.Y. Jets	W	24-16	54,843*
Dec. 17 Chicago	W	28-21	54,711

POSTSEASON (0-1)

Dec. 23 at Pittsburgh (AFC Playoff)	L	7-13	50,350
-------------------------------------	---	------	--------

1973 (9-4-1)

Head Coach: John Madden	Result	Score	Attend
Sept. 16 at Minnesota	L	16-24	46,619
Sept. 23 Miami (Berkeley)	W	12-7	74,121
Sept. 30 at Kansas City	L	3-16	72,621
Oct. 7 at St. Louis	W	17-10	49,051
Oct. 14 at San Diego	W	27-17	52,630
Oct. 22 at Denver	T	23-23	51,270*
Oct. 28 at Baltimore	W	34-21	59,008
Nov. 4 N.Y. Giants	W	42-0	53,964
Nov. 11 Pittsburgh	L	9-17	53,987
Nov. 18 Cleveland	L	3-7	53,889
Nov. 25 San Diego	W	31-3	53,562
Dec. 2 at Houston	W	17-6	25,801
Dec. 8 Kansas City	W	37-7	53,061
Dec. 16 Denver	W	21-17	54,020

POSTSEASON (1-1)

Dec. 22 Pittsburgh (AFC Divisional)	W	33-14	53,662
Dec. 30 at Miami (AFC Championship)	L	10-27	80,047

1974 (12-2)

Head Coach: John Madden	Result	Score	Attend
Sept. 16 at Buffalo	L	20-21	80,020*
Sept. 22 Kansas City	W	27-7	52,471
Sept. 29 at Pittsburgh	W	17-0	48,304
Oct. 6 at Cleveland	W	40-24	69,907
Oct. 13 at San Diego	W	14-10	40,539
Oct. 20 Cincinnati	W	30-27	54,020
Oct. 27 at San Francisco	W	35-24	61,385
Nov. 3 at Denver	W	28-17	51,706
Nov. 10 Detroit	W	35-13	54,020
Nov. 17 San Diego	W	17-10	53,880
Nov. 24 Denver	L	17-20	54,020
Dec. 1 New England	W	41-26	54,020
Dec. 8 at Kansas City	W	7-6	76,711
Dec. 14 Dallas	W	27-23	54,020*

POSTSEASON (1-1)

Dec. 21 Miami (AFC Divisional)	W	28-26	54,020
Dec. 29 Pittsburgh (AFC Championship)	L	13-24	54,004

1975 (11-3)

Head Coach: John Madden	Result	Score	Attend
Sept. 22 at Miami	W	31-21	78,744*
Sept. 28 at Baltimore	W	31-20	41,023
Oct. 5 at San Diego	W	6-0	34,147
Oct. 12 at Kansas City	L	10-42	63,870
Oct. 19 at Cincinnati	L	10-14	56,058
Oct. 26 San Diego	W	25-0	53,791
Nov. 2 at Denver	W	42-17	52,868
Nov. 9 New Orleans	W	48-10	53,764
Nov. 16 Cleveland	W	38-17	53,944
Nov. 23 at Washington	W	26-23 (OT)	55,004
Nov. 30 Atlanta	W	37-34 (OT)	53,804
Dec. 8 Denver	W	17-10	54,037*
Dec. 14 Houston	L	26-27	54,020
Dec. 21 Kansas City	W	28-20	54,020

POSTSEASON (1-1)


Dec. 28 Cincinnati (AFC Divisional)	W	31-28	53,994
Jan. 4 at Pittsburgh (AFC Championship)	L	10-16	49,103

1976 (13-1)

Head Coach: John Madden	Result	Score	Attend
Sept. 12 Pittsburgh	W	31-28	52,718
Sept. 20 at Kansas City	W	24-21	63,225*
Sept. 26 at Houston	W	14-13	45,426
Oct. 3 at New England	L	17-48	59,837
Oct. 10 at San Diego	W	27-17	52,546
Oct. 17 at Denver	W	17-10	63,532
Oct. 24 Green Bay	W	18-14	53,751
Oct. 31 Denver	W	19-6	53,805
Nov. 7 at Chicago	W	28-27	57,359
Nov. 14 Kansas City	W	21-10	53,795
Nov. 21 at Philadelphia	W	26-7	65,990
Nov. 28 Tampa Bay	W	49-16	53,249
Dec. 6 Cincinnati	W	35-20	54,037*
Dec. 12 San Diego	W	24-0	53,658

POSTSEASON (3-0)

Dec. 18 New England (AFC Divisional)	W	24-21	54,037
Dec. 26 Pittsburgh (AFC Championship)	W	24-7	53,821
Jan. 9 Minnesota (SB XI at Pasadena)	W	32-14	103,424



John Madden



ALL-TIME RESULTS BY SEASON

1977 (11-3)

Head Coach: John Madden		Result	Score	Attend
Sept. 18	San Diego	W	24-0	52,960
Sept. 25	at Pittsburgh	W	16-7	50,398
Oct. 3	at Kansas City	W	37-28	63,393*
Oct. 9	at Cleveland	W	26-10	81,503
Oct. 16	Denver	L	7-30	54,598
Oct. 23	at N.Y. Jets	W	28-27	60,359
Oct. 30	at Denver	W	24-14	75,086
Nov. 6	Seattle	W	44-7	54,027
Nov. 13	Houston	W	34-29	54,598
Nov. 20	at San Diego	L	7-12	52,127
Nov. 28	Buffalo	W	34-13	54,598*
Dec. 4	at L.A. Rams	L	14-20	71,039
Dec. 11	Minnesota	W	35-13	54,598
Dec. 18	Kansas City	W	21-20	54,499
POSTSEASON (1-1)				
Dec. 24	at Baltimore (AFC Divisional)	W	37-31 (OT)	60,763
Jan. 1	at Denver (AFC Championship)	L	17-20	75,044

1978 (9-7)

Head Coach: John Madden		Result	Score	Attend
Sept. 3	at Denver	L	6-14	75,092
Sept. 10	at San Diego	W	21-20	52,469
Sept. 17	at Green Bay	W	28-3	56,212
Sept. 24	New England	L	14-21	53,500*
Oct. 1	at Chicago	W	25-19 (OT)	57,359
Oct. 8	Houston	W	21-17	54,468
Oct. 15	Kansas City	W	28-6	54,422
Oct. 22	at Seattle	L	7-27	64,799
Oct. 29	San Diego	L	23-27	54,599
Nov. 5	at Kansas City	W	20-10	77,857
Nov. 13	at Cincinnati	W	34-21	56,524*
Nov. 19	Detroit	W	29-17	54,422
Nov. 26	Seattle	L	16-17	55,000
Dec. 3	Denver	L	6-21	54,616*
Dec. 10	at Miami	L	6-23	75,419
Dec. 17	Minnesota	W	27-20	54,599

1979 (9-7)

Head Coach: Tom Flores		Result	Score	Attend
Sept. 2	at L.A. Rams	W	24-17	63,925
Sept. 9	at San Diego	L	10-30	52,413
Sept. 16	at Seattle	L	10-27	64,761
Sept. 23	at Kansas City	L	7-35	69,308
Sept. 30	Denver	W	27-3	54,599
Oct. 8	Miami	W	13-3	54,600*
Oct. 14	Atlanta	W	50-19	54,446
Oct. 21	at N.Y. Jets	L	19-28	60,372
Oct. 25	San Diego	W	45-22	54,583*
Nov. 4	San Francisco	W	23-10	54,583
Nov. 11	at Houston	L	17-31	54,383
Nov. 18	Kansas City	L	21-24	54,583
Nov. 25	at Denver	W	14-10	75,103
Dec. 3	at New Orleans	W	42-35	71,323*
Dec. 9	Cleveland	W	19-14	54,583
Dec. 16	Seattle	L	24-29	54,538

1980 (11-5)

Head Coach: Tom Flores		Result	Score	Attend
Sept. 7	at Kansas City	W	27-14	57,055
Sept. 14	at San Diego	L	24-30 (OT)	52,675
Sept. 21	Washington	W	24-21	47,335
Sept. 28	at Buffalo	L	7-24	80,020
Oct. 5	Kansas City	L	17-31	43,513
Oct. 12	San Diego	W	38-24	49,009
Oct. 20	at Pittsburgh	W	45-34	53,940*
Oct. 26	Seattle	W	33-14	51,141
Nov. 2	Miami	W	16-10	48,473
Nov. 9	Cincinnati	W	28-17	46,070
Nov. 17	at Seattle	W	19-17	64,771*
Nov. 23	at Philadelphia	L	7-10	71,522
Dec. 1	Denver	W	9-3	54,563
Dec. 7	Dallas	L	13-19	54,578
Dec. 14	at Denver	W	24-21	75,103
Dec. 21	at N.Y. Giants	W	33-17	76,734

POSTSEASON (4-0)

Dec. 28	Houston (AFC Wild Card)	W	27-7	54,539
Jan. 4	at Cleveland (AFC Divisional)	W	14-12	79,473
Jan. 11	at San Diego (AFC Championship)	W	34-27	52,675
Jan. 25	Philadelphia (SBXV at New Orleans)	W	27-10	75,500



Tom Flores

1981 (7-9)

Head Coach: Tom Flores		Result	Score	Attend
Sept. 6	at Denver	L	7-9	75,123
Sept. 14	at Minnesota	W	36-10	48,446*
Sept. 20	Seattle	W	20-10	47,141
Sept. 27	at Detroit	L	0-16	80,638
Oct. 4	Denver	L	0-17	52,434
Oct. 11	at Kansas City	L	0-27	77,992
Oct. 18	Tampa Bay	W	18-16	44,811
Oct. 25	Kansas City	L	17-28	45,783
Nov. 1	New England	W	27-17	46,796
Nov. 8	at Houston	L	16-17	53,465
Nov. 15	at Miami	W	33-17	67,531
Nov. 22	San Diego	L	21-55	54,568
Nov. 29	at Seattle	W	32-31	64,750
Dec. 7	Pittsburgh	W	30-27	54,555*
Dec. 13	Chicago	L	6-23	45,825
Dec. 21	at San Diego	L	10-23	52,975*



ALL-TIME RESULTS BY SEASON

1982 (8-1)

Head Coach: Tom Flores	Result	Score	Attend
Sept. 12 at San Francisco	W	23-17	61,125
Sept. 19 at Atlanta	W	38-14	59,719
Nov. 22 San Diego	W	28-24	55,060*
Nov. 28 at Cincinnati	L	17-31	59,446
Dec. 5 Seattle	W	28-23	52,250
Dec. 12 at Kansas City	W	21-16	37,043
Dec. 18 L.A. Rams	W	37-31	65,776
Dec. 26 Denver	W	27-10	54,107
Jan. 2 at San Diego	W	41-34	52,664

POSTSEASON (1-1)

Jan. 8 Cleveland			
(AFC Playoff Rd. 1)	W	27-10	57,246
Jan. 15 N.Y. Jets			
(AFC Playoff Rd. 2)	L	14-17	90,688

1983 (12-4)

Head Coach: Tom Flores	Result	Score	Attend
Sept. 4 at Cincinnati	W	20-10	55,904
Sept. 11 Houston	W	20-6	43,609
Sept. 19 Miami	W	27-14	60,696*
Sept. 25 at Denver	W	22-7	75,103
Oct. 2 at Washington	L	35-37	55,045
Oct. 9 Kansas City	W	21-20	46,596
Oct. 16 at Seattle	L	36-38	64,880
Oct. 23 at Dallas	W	40-38	65,070*
Oct. 30 Seattle	L	21-34	54,562
Nov. 13 Denver	W	22-20	57,562
Nov. 20 at Buffalo	W	27-24	73,586
Nov. 27 N.Y. Giants	W	27-12	49,103
Dec. 1 at San Diego	W	42-10	49,956*
Dec. 11 St. Louis	L	24-34	43,869
Dec. 18 San Diego	W	30-14	64,779

POSTSEASON (3-0)

Jan. 1 Pittsburgh			
(AFC Divisional)	W	38-10	92,434
Jan. 8 Seattle			
(AFC Championship)	W	30-14	92,335
Jan. 22 Washington			
(SB XVII at Tampa)	W	38-9	72,920

1984 (11-5)

Head Coach: Tom Flores	Result	Score	Attend
Sept. 2 at Houston	W	24-14	52,678
Sept. 9 Green Bay	W	28-7	54,057
Sept. 16 at Kansas City	W	22-20	77,260
Sept. 24 San Diego	W	33-30	80,674*
Sept. 30 at Denver	L	13-16	75,100
Oct. 7 Seattle	W	28-14	80,929
Oct. 14 Minnesota	W	23-20	54,323
Oct. 21 at San Diego	W	44-37	60,183
Nov. 4 at Chicago	L	6-17	65,790
Nov. 12 at Seattle	L	14-17	64,931*
Nov. 18 Kansas City	W	17-7	61,015
Nov. 25 Indianapolis	W	21-7	49,423
Dec. 2 at Miami	W	45-34	75,151
Dec. 10 at Detroit	W	24-3	70,742*
Dec. 16 Pittsburgh	L	7-13	87,291

POSTSEASON (0-1)

Dec. 22 at Seattle			
(AFC Wild Card)	L	7-13	64,910

1985 (12-4)

Head Coach: Tom Flores	Result	Score	Attend
Sept. 8 N.Y. Jets	W	31-0	61,009
Sept. 12 at Kansas City	L	20-36	74,359*
Sept. 22 San Francisco	L	10-34	92,487
Sept. 29 at New England	W	35-20	60,793
Oct. 6 Kansas City	W	19-10	61,409
Oct. 13 New Orleans	W	23-13	56,269
Oct. 20 at Cleveland	W	21-20	79,833
Oct. 28 San Diego	W	34-21	72,022*
Nov. 3 at Seattle	L	3-33	64,924
Nov. 10 at San Diego	L	34-40 (OT)	60,142
Nov. 17 Cincinnati	W	13-6	59,012
Nov. 24 Denver	W	31-28 (OT)	79,039
Dec. 1 at Atlanta	W	34-24	44,712
Dec. 8 at Denver	W	17-14 (OT)	75,100
Dec. 15 Seattle	W	13-3	81,201
Dec. 23 at L.A. Rams	W	16-6	68,904*

POSTSEASON (0-1)

Jan. 5 New England			
(AFC Divisional)	L	20-27	89,289

1986 (8-8)

Head Coach: Tom Flores	Result	Score	Attend
Sept. 7 at Denver	L	36-38	75,898
Sept. 14 at Washington	L	6-10	55,622
Sept. 21 N.Y. Giants	L	9-14	73,318
Sept. 28 San Diego	W	17-13	67,147
Oct. 5 at Kansas City	W	24-17	78,671
Oct. 12 Seattle	W	14-10	73,055
Oct. 19 at Miami	W	30-28	75,284
Oct. 26 at Houston	W	28-17	46,459
Nov. 2 Denver	L	10-21	92,496
Nov. 9 at Dallas	W	17-13	63,147
Nov. 16 Cleveland	W	27-14	70,030
Nov. 20 at San Diego	W	37-31 (OT)	60,692*
Nov. 30 Philadelphia	L	27-33 (OT)	60,117
Dec. 8 at Seattle	L	0-37	64,944*
Dec. 14 Kansas City	L	17-20	68,771
Dec. 21 Indianapolis	L	24-30	55,147

1987 (5-10)

Head Coach: Tom Flores	Result	Score	Attend
Sept. 13 at Green Bay	W	20-0	56,999
Sept. 20 Detroit	W	27-7	52,105
Oct. 4 Kansas City	W	35-17	26,645
Oct. 12 at Denver	L	14-30	63,452*
Oct. 18 San Diego	L	17-23	34,807
Oct. 25 Seattle	L	13-35	59,010
Nov. 1 at New England	L	23-26	61,000
Nov. 8 at Minnesota	L	20-31	63,208
Nov. 15 at San Diego	L	14-16	61,970*
Nov. 22 Denver	L	17-23	68,116
Nov. 30 at Seattle	W	37-14	64,640*
Dec. 6 Buffalo	W	34-21	52,100
Dec. 13 at Kansas City	L	10-16	70,219
Dec. 20 Cleveland	L	17-24	51,019
Dec. 27 Chicago	L	3-6	86,011



ALL-TIME RESULTS BY SEASON

1988 (7-9)

Head Coach: Mike Shanahan		Result	Score	Attend
Sept. 4	San Diego	W	24-13	45,171
Sept. 11	at Houston	L	35-38	47,305
Sept. 18	L.A. Rams	L	17-22	86,027
Sept. 26	at Denver	W	30-27 (OT)	76,180*
Oct. 2	Cincinnati	L	21-45	45,584
Oct. 9	Miami	L	14-24	55,178
Oct. 16	at Kansas City	W	27-17	78,516
Oct. 23	at New Orleans	L	6-20	69,134
Oct. 30	Kansas City	W	17-10	44,032
Nov. 6	at San Diego	W	13-3	60,786*
Nov. 13	at San Francisco	W	9-3	64,523
Nov. 20	Atlanta	L	6-12	48,108
Nov. 28	at Seattle	L	27-35	64,627*
Dec. 4	Denver	W	21-20	69,201
Dec. 11	at Buffalo	L	21-37	80,217
Dec. 18	Seattle	L	37-43	66,540

1989 (8-8)

Head Coach: Shanahan/Shell		Result	Score	Attend
Sept. 10	San Diego	W	40-14	43,086
Sept. 17	at Kansas City	L	19-24	77,649
Sept. 24	at Denver	L	21-31	76,055
Oct. 1	Seattle	L	20-24	48,002
Oct. 9	at N.Y. Jets	W	14-7	76,891*
Oct. 15	Kansas City	W	20-14	44,131
Oct. 22	at Philadelphia	L	7-10	66,883
Oct. 29	Washington	W	37-24	56,763
Nov. 5	Cincinnati	W	28-7	54,241
Nov. 12	at San Diego	L	12-14	62,257*
Nov. 19	at Houston	L	7-23	61,824
Nov. 26	New England	W	24-21	41,349
Dec. 3	Denver	W	16-13 (OT)	90,016
Dec. 10	Phoenix	W	16-14	46,053
Dec. 17	at Seattle	L	17-23	64,632*
Dec. 24	at N.Y. Giants	L	17-34	77,073

NOTE - Shanahan served as head coach for first four games before Shell replaced him.

1990 (12-4)

Head Coach: Art Shell		Result	Score	Attend
Sept. 9	Denver	W	14-9	55,684
Sept. 16	at Seattle	W	17-13	64,531
Sept. 23	Pittsburgh	W	20-3	51,063
Sept. 30	Chicago	W	24-10	81,237
Oct. 7	at Buffalo	L	24-38	80,332*
Oct. 14	Seattle	W	24-17	51,101
Oct. 21	at San Diego	W	24-9	62,565
Nov. 4	at Kansas City	L	7-9	77,937
Nov. 11	Green Bay	L	16-29	52,638
Nov. 19	at Miami	W	13-10	72,393*
Nov. 25	Kansas City	L	24-27	65,303
Dec. 2	at Denver	W	23-20	76,109
Dec. 10	at Detroit	W	38-31	80,066*
Dec. 16	Cincinnati	W	24-7	55,110
Dec. 22	at Minnesota	W	28-24	63,314
Dec. 30	San Diego	W	17-12	64,445

POSTSEASON (1-1)

Jan. 13	Cincinnati (AFC Divisional)	W	20-10	92,488
Jan. 20	at Buffalo (AFC Championship)	L	3-51	80,632

1991 (9-7)

Head Coach: Art Shell		Result	Score	Attend
Sept. 1	at Houston	L	17-47	62,425
Sept. 8	Denver	W	16-13	50,812
Sept. 15	Indianapolis	W	16-0	42,008
Sept. 22	at Atlanta	L	17-21	59,241
Sept. 29	San Francisco	W	12-6	92,488
Oct. 6	San Diego	L	13-21	46,029
Oct. 13	at Seattle	W	23-20 (OT)	64,605*
Oct. 20	L.A. Rams	W	20-17	86,203
Oct. 28	at Kansas City	L	21-24	77,870*
Nov. 10	at Denver	W	17-16	76,087
Nov. 17	Seattle	W	31-7	50,302
Nov. 24	at Cincinnati	W	38-14	60,046
Dec. 1	at San Diego	W	9-7	61,610*
Dec. 8	Buffalo	L	27-30 (OT)	86,746
Dec. 16	at New Orleans	L	0-27	68,625*
Dec. 22	Kansas City	L	21-27	67,012

POSTSEASON (0-1)

Dec. 28	at Kansas City (AFC Wild Card)	L	6-10	77,191
---------	--------------------------------	---	------	--------

1992 (7-9)

Head Coach: Art Shell		Result	Score	Attend
Sept. 6	at Denver	L	13-17	75,758*
Sept. 13	at Cincinnati	L	21-24 (OT)	58,445
Sept. 20	Cleveland	L	16-28	48,537
Sept. 28	at Kansas City	L	7-27	77,622*
Oct. 4	N.Y. Giants	W	13-10	43,103
Oct. 11	Buffalo	W	20-3	53,017
Oct. 18	at Seattle	W	19-0	65,896
Oct. 25	Dallas	L	13-28	92,488
Nov. 8	at Philadelphia	L	10-31	66,726
Nov. 15	Seattle	W	20-3	58,564
Nov. 22	Denver	W	24-0	50,129
Nov. 29	at San Diego	L	3-27	62,350
Dec. 6	Kansas City	W	28-7	45,227
Dec. 14	at Miami	L	7-20	72,220*
Dec. 20	San Diego	L	14-36	40,430
Dec. 26	at Washington	W	21-20	56,454



Art Shell



ALL-TIME RESULTS BY SEASON

1993 (10-6)

Head Coach: Art Shell		Result	Score	Attend
Sept. 5	Minnesota	W	24-7	45,136
Sept. 12	at Seattle	W	17-13	65,639*
Sept. 19	Cleveland	L	16-19	49,101
Oct. 3	at Kansas City	L	9-24	78,263
Oct. 10	N.Y. Jets	W	24-20	42,156
Oct. 18	at Denver	W	23-20	75,937*
Oct. 31	San Diego	L	23-30	46,090
Nov. 7	at Chicago	W	16-14	66,950
Nov. 14	Kansas City	L	20-31	67,800
Nov. 21	at San Diego	W	12-7	63,059
Nov. 28	at Cincinnati	L	10-16	59,305
Dec. 5	at Buffalo	W	25-24	79,680
Dec. 12	Seattle	W	27-23	38,540
Dec. 19	Tampa Bay	W	27-20	42,453
Dec. 26	at Green Bay	L	0-28	59,507
Jan. 2	Denver	W	33-30 (OT)	67,800

POSTSEASON (1-1)

Jan. 9	Denver			
	(AFC Wild Card)	W	42-24	67,800
Jan. 15	at Buffalo			
	(AFC Divisional)	L	23-29	80,290

1994 (9-7)

Head Coach: Art Shell		Result	Score	Attend
Sept. 5	at San Francisco	L	14-44	69,357*
Sept. 11	Seattle	L	9-38	48,040
Sept. 18	at Denver	W	48-16	75,959
Sep. 25	San Diego	L	24-26	56,037
Oct. 9	at New England	W	21-17	60,992
Oct. 16	at Miami	L	17-20 (OT)	74,207
Oct. 23	Atlanta	W	30-17	43,190
Oct. 30	Houston	W	17-14	43,221
Nov. 6	at Kansas City	L	3-13	79,450*
Nov. 13	at L.A. Rams	W	20-17	68,899
Nov. 20	New Orleans	W	24-19	43,080
Nov. 27	Pittsburgh	L	3-21	60,399
Dec. 5	at San Diego	W	24-17	63,604*
Dec. 11	Denver	W	23-13	60,146
Dec. 18	at Seattle	W	17-16	65,991*
Dec. 24	Kansas City	L	9-19	67,642

1995 (8-8)

Head Coach: Mike White		Result	Score	Attend
Sept. 3	San Diego	W	17-7	50,323
Sept. 10	at Washington	W	20-8	56,454
Sept. 17	at Kansas City	L	17-23 (OT)	79,359
Sept. 24	Philadelphia	W	48-17	50,101
Oct. 1	at N.Y. Jets	W	47-10	77,716*
Oct. 8	Seattle	W	34-14	50,732
Oct. 16	at Denver	L	0-27	75,964*
Oct. 22	Indianapolis	W	30-17	54,444
Nov. 5	at Cincinnati	W	20-17	59,864
Nov. 12	at N.Y. Giants	W	17-13	78,005
Nov. 19	Dallas	L	21-34	54,444
Nov. 27	at San Diego	L	6-12	63,177*
Dec. 3	Kansas City	L	23-29	54,444
Dec. 10	Pittsburgh	L	10-29	54,444
Dec. 17	at Seattle	L	10-44	66,127*
Dec. 24	Denver	L	28-31	54,444

1996 (7-9)

Head Coach: Mike White		Result	Score	Attend
Sept. 1	at Baltimore	L	14-19	64,496
Sept. 8	at Kansas City	L	3-19	79,523
Sept. 15	Jacksonville	W	17-3	46,433
Sept. 22	San Diego	L	34-40	49,249
Sept. 29	at Chicago	L	17-19	66,944
Oct. 6	at N.Y. Jets	W	34-13	77,716
Oct. 13	Detroit	W	37-21	50,125
Oct. 21	at San Diego	W	23-14	62,583*
Nov. 4	Denver	L	21-22	61,656*
Nov. 10	at Tampa Bay	L	17-20 (OT)	46,300
Nov. 17	Minnesota	L	13-16 (OT)	47,175*
Nov. 24	at Seattle	W	27-21	55,057
Dec. 1	Miami	W	17-7	61,436
Dec. 9	Kansas City	W	26-7	61,587*
Dec. 15	at Denver	L	19-24	75,896
Dec. 22	Seattle	L	21-28	47,357

1997 (4-12)

Head Coach: Joe Bugel		Result	Score	Attend
Aug. 31	at Tennessee	L	21-24 (OT)	30,171
Sept. 8	Kansas City	L	27-28	61,523*
Sept. 14	at Atlanta	W	36-31	47,922
Sept. 21	at N.Y. Jets	L	22-23	77,716
Sept. 28	St. Louis	W	35-17	42,506
Oct. 5	San Diego	L	10-25	43,648
Oct. 19	Denver	W	28-25	57,006
Oct. 26	at Seattle	L	34-45	66,624
Nov. 2	at Carolina	L	14-38	71,064
Nov. 9	New Orleans	L	10-13	40,091
Nov. 16	at San Diego	W	38-13	65,714*
Nov. 24	at Denver	L	3-31	75,953*
Nov. 30	Miami	L	16-34	50,569
Dec. 7	at Kansas City	L	0-30	79,818
Dec. 14	Seattle	L	21-22	40,124
Dec. 21	Jacksonville	L	9-20	40,032

1998 (8-8)

Head Coach: Jon Gruden		Result	Score	Attend
Sept. 6	at Kansas City	L	8-28	79,765*
Sept. 13	N.Y. Giants	W	20-17	40,545
Sept. 20	Denver	L	17-34	56,578
Sept. 27	at Dallas	W	13-12	63,544
Oct. 4	at Arizona	W	23-20	53,240
Oct. 11	San Diego	W	7-6	42,467
Oct. 25	Cincinnati	W	27-10	40,089
Nov. 1	at Seattle	W	31-18	66,246*
Nov. 8	at Baltimore	L	10-13	69,037
Nov. 15	Seattle	W	20-17	51,527
Nov. 22	at Denver	L	14-40	75,931
Nov. 29	Washington	L	19-29	41,409
Dec. 6	Miami	L	17-27	61,254
Dec. 13	at Buffalo	L	21-44	62,002
Dec. 20	at San Diego	W	17-10	60,716
Dec. 26	Kansas City	L	24-31	52,679



ALL-TIME RESULTS BY SEASON

1999 (8-8)

Head Coach: Jon Gruden			
	Result	Score	Attend
Sept. 12	at Green Bay	L 24-28	59,872
Sept. 19	at Minnesota	W 22-17	64,080
Sept. 26	Chicago	W 24-17	50,458
Oct. 3	at Seattle	L 21-22	66,400*
Oct. 10	Denver	L 13-16	55,704
Oct. 17	at Buffalo	W 20-14	71,113
Oct. 24	N.Y. Jets	W 24-23	47,326
Oct. 31	Miami	L 9-16	61,556
Nov. 14	San Diego	W 28-9	43,353
Nov. 22	at Denver	L 21-27 (OT)	70,012*
Nov. 28	Kansas City	L 34-37	48,632
Dec. 5	Seattle	W 30-21	44,716
Dec. 9	at Tennessee	L 14-21	66,357*
Dec. 19	Tampa Bay	W 45-0	46,395
Dec. 26	at San Diego	L 20-23	63,846
Jan. 2	at Kansas City	W 41-38 (OT)	79,026



Jon Gruden

2000 (12-4)

Head Coach: Jon Gruden			
	Result	Score	Attend
Sept. 3	San Diego	W 9-6	56,373
Sept. 10	at Indianapolis	W 38-31	56,769
Sept. 17	Denver	L 24-33	62,078
Sept. 24	Cleveland	W 36-10	45,702
Oct. 8	at San Francisco	W 34-28 (OT)	68,344
Oct. 15	at Kansas City	W 20-17	79,025
Oct. 22	Seattle	W 31-3	57,490
Oct. 29	at San Diego	W 15-13	66,659*
Nov. 5	Kansas City	W 49-31	62,428
Nov. 13	at Denver	L 24-27	75,951*
Nov. 19	at New Orleans	W 31-22	64,900
Nov. 26	Atlanta	W 41-14	55,175
Dec. 3	at Pittsburgh	L 20-21	55,811
Dec. 10	N.Y. Jets	W 31-7	62,632*
Dec. 16	at Seattle	L 24-27	68,681
Dec. 24	Carolina	W 52-9	60,637

POSTSEASON (1-1)

Jan. 6	Miami (AFC Divisional)	W 27-0	61,998
Jan. 14	Baltimore (AFC Championship)	L 3-16	62,748

2001 (10-6)

Head Coach: Jon Gruden			
	Result	Score	Attend
Sept. 9	at Kansas City	W 27-24	78,844
Sept. 23	at Miami	L 15-18	73,404
Sept. 30	Seattle	W 38-14	54,629
Oct. 7	Dallas	W 28-21	61,535
Oct. 14	at Indianapolis	W 23-18	56,972*

Oct. 28	at Philadelphia	W 20-10	65,342
Nov. 5	Denver	W 38-28	62,637*
Nov. 11	at Seattle	L 27-34	67,231*
Nov. 18	San Diego	W 34-24	61,960
Nov. 25	at N.Y. Giants	W 28-10	78,756
Dec. 2	Arizona	L 31-34 (OT)	46,601
Dec. 9	Kansas City	W 28-26	60,784
Dec. 15	at San Diego	W 13-6	67,349*
Dec. 22	Tennessee	L 10-13	61,934*
Dec. 30	at Denver	L 17-23	75,582
Jan. 6	N.Y. Jets	L 22-24	62,011

POSTSEASON (1-1)

Jan. 12	N.Y. Jets (Wild Card)	W 38-24	61,503
Jan. 19	at New England (Divisional)	L 13-16 (OT)	60,292

2002 (11-5)

Head Coach: Bill Callahan			
	Result	Score	Attend
Sept. 8	Seattle	W 31-17	53,260
Sept. 15	at Pittsburgh	W 30-17	62,260*
Sept. 29	Tennessee	W 52-25	58,719
Oct. 6	at Buffalo	W 49-31	73,038
Oct. 13	at St. Louis	L 13-28	66,070
Oct. 20	San Diego	L 21-27 (OT)	60,974
Oct. 27	at Kansas City	L 10-20	78,685
Nov. 3	San Francisco	L 20-23 (OT)	62,660
Nov. 11	at Denver	W 34-10	76,643*
Nov. 17	New England	W 27-20	62,552*
Nov. 24	at Arizona	W 41-20	58,814
Dec. 2	N.Y. Jets	W 26-20	62,257*
Dec. 8	at San Diego	W 27-7	67,968
Dec. 15	at Miami	L 17-23	73,572
Dec. 22	Denver	W 28-16	62,592
Dec. 28	Kansas City	W 24-0	62,078

POSTSEASON (2-1)

Jan. 12	N.Y. Jets (AFC Divisional)	W 30-10	62,207
Jan. 19	Tennessee (AFC Championship)	W 41-24	62,544
Jan. 26	Tampa Bay (SB XXXVII at San Diego)	L 21-48	67,603

2003 (4-12)

Head Coach: Bill Callahan			
	Result	Score	Attend
Sept. 7	at Tennessee	L 20-25	68,809*
Sept. 14	Cincinnati	W 23-20	50,135
Sept. 22	at Denver	L 10-31	76,753*
Sept. 28	San Diego	W 34-31 (OT)	54,078
Oct. 5	at Chicago	L 21-24	61,099
Oct. 12	at Cleveland	L 7-13	73,318
Oct. 20	Kansas City	L 10-17	62,391*
Nov. 2	at Detroit	L 13-23	61,561
Nov. 9	N.Y. Jets	L 24-27 (OT)	51,909
Nov. 16	Minnesota	W 28-18	56,653
Nov. 23	at Kansas City	L 24-27	78,889
Nov. 30	Denver	L 8-22	57,201
Dec. 7	at Pittsburgh	L 7-27	53,079
Dec. 14	Baltimore	W 20-12	45,398
Dec. 22	Green Bay	L 7-41	62,298*
Dec. 28	at San Diego	L 14-21	62,222



ALL-TIME RESULTS BY SEASON

2004 (5-11)

Head Coach: Norv Turner		Result	Score	Attend
Sept. 12	at Pittsburgh	L	21-24	60,147
Sept. 19	Buffalo	W	13-10	53,610
Sept. 26	Tampa Bay	W	30-20	60,874*
Oct. 3	at Houston	L	17-30	70,741
Oct. 10	at Indianapolis	L	14-35	57,230
Oct. 17	Denver	L	3-31	62,507
Oct. 24	New Orleans	L	26-31	45,337
Oct. 31	at San Diego	L	14-42	66,210
Nov. 7	at Carolina	W	27-24	73,518
Nov. 21	San Diego	L	17-23	46,905
Nov. 28	at Denver	W	25-24	75,936*
Dec. 5	Kansas City	L	27-34	51,292
Dec. 12	at Atlanta	L	10-35	70,616
Dec. 19	Tennessee	W	40-35	44,299
Dec. 25	at Kansas City	L	30-31	77,289
Jan. 2	Jacksonville	L	6-13	41,112

2005 (4-12)

Head Coach: Norv Turner		Result	Score	Attend
Sept. 8	at New England	L	20-30	68,756*
Sept. 18	Kansas City	L	17-23	62,273*
Sept. 25	at Philadelphia	L	20-23	67,735
Oct. 2	Dallas	W	19-13	62,400
Oct. 16	San Diego	L	14-27	52,666
Oct. 23	Buffalo	W	38-17	42,779
Oct. 30	at Tennessee	W	34-25	69,149
Nov. 6	at Kansas City	L	23-27	79,033
Nov. 13	Denver	L	17-31	62,779
Nov. 20	at Washington	W	16-13	90,129
Nov. 27	Miami	L	21-33	49,097
Dec. 4	at San Diego	L	10-34	66,436*
Dec. 11	at N.Y. Jets	L	10-26	77,561
Dec. 18	Cleveland	L	7-9	41,862
Dec. 24	at Denver	L	3-22	76,212
Dec. 31	N.Y. Giants	L	21-30	44,594*

2006 (2-14)

Head Coach: Art Shell		Result	Score	Attend
Sept. 11	San Diego	L	0-27	62,578*
Sept. 17	at Baltimore	L	6-28	70,744
Oct. 1	Cleveland	L	21-24	61,426
Oct. 8	at San Francisco	L	20-34	68,368
Oct. 15	at Denver	L	3-13	76,691*
Oct. 22	Arizona	W	22-9	61,595
Oct. 29	Pittsburgh	W	20-13	62,385
Nov. 6	at Seattle	L	0-16	67,816*
Nov. 12	Denver	L	13-17	62,094
Nov. 19	at Kansas City	L	13-17	78,097
Nov. 26	at San Diego	L	14-21	66,105
Dec. 3	Houston	L	14-23	46,276
Dec. 10	at Cincinnati	L	10-27	65,882
Dec. 17	St. Louis	L	0-20	50,164
Dec. 23	Kansas City	L	9-20	61,446*
Dec. 31	at N.Y. Jets	L	3-23	78,039

2007 (4-12)

Head Coach: Lane Kiffin		Result	Score	Attend
Sept. 9	Detroit	L	21-36	61,547
Sept. 16	at Denver	L	20-23 (OT)	76,784
Sept. 23	Cleveland	W	26-24	51,075
Sept. 30	at Miami	W	35-17	70,621
Oct. 14	at San Diego	L	14-28	67,523
Oct. 21	Kansas City	L	10-12	62,240
Oct. 28	at Tennessee	L	9-13	69,143
Nov. 4	Houston	L	17-24	49,603
Nov. 11	Chicago	L	6-17	62,715
Nov. 18	at Minnesota	L	22-29	62,960
Nov. 25	at Kansas City	W	20-17	76,210
Dec. 2	Denver	W	34-20	61,990
Dec. 9	at Green Bay	L	7-38	70,828
Dec. 16	Indianapolis	L	14-21	62,000
Dec. 23	at Jacksonville	L	11-49	66,905
Dec. 30	San Diego	L	17-30	61,706

2008 (5-11)

Head Coach: Kiffin/Cable		Result	Score	Attend
Sept. 8	Denver	L	14-41	62,762*
Sept. 14	at Kansas City	W	23-8	74,480
Sept. 21	at Buffalo	L	23-24	71,297
Sept. 28	San Diego	L	18-28	61,808
Oct. 12	at New Orleans	L	3-34	70,068
Oct. 19	N.Y. Jets	W	16-13 (OT)	61,901
Oct. 26	at Baltimore	L	10-29	71,254
Nov. 2	Atlanta	L	0-24	61,196
Nov. 9	Carolina	L	6-17	47,888
Nov. 16	at Miami	L	15-17	65,113
Nov. 23	at Denver	W	31-10	76,067
Nov. 30	Kansas City	L	13-20	61,379
Dec. 4	at San Diego	L	7-34	68,097*
Dec. 14	New England	L	26-49	62,179
Dec. 21	Houston	W	27-16	43,687
Dec. 28	at Tampa Bay	W	31-24	64,847

NOTE -- Kiffin served as head coach for first four games before Cable replaced him.

2009 (5-11)

Head Coach: Tom Cable		Result	Score	Attend
Sept. 14	San Diego	L	20-24	61,940*
Sept. 20	at Kansas City	W	13-10	69,169
Sept. 27	Denver	L	3-23	45,602
Oct. 4	at Houston	L	6-29	70,291
Oct. 11	at N.Y. Giants	L	7-44	79,012
Oct. 18	Philadelphia	W	13-9	49,642
Oct. 25	N.Y. Jets	L	0-38	39,354
Nov. 1	at San Diego	L	16-24	67,016
Nov. 15	Kansas City	L	10-16	40,720
Nov. 22	Cincinnati	W	20-17	34,112
Nov. 26	at Dallas	L	7-24	83,489
Dec. 6	at Pittsburgh	W	27-24	61,820
Dec. 13	Washington	L	13-34	44,506
Dec. 20	at Denver	W	20-19	74,502
Dec. 27	at Cleveland	L	9-23	67,964
Jan. 3	Baltimore	L	13-21	38,400



ALL-TIME RESULTS BY SEASON

2010 (8-8)

Head Coach: Tom Cable		Result	Score	Attend
Sept. 12	at Tennessee	L	13-38	69,143
Sept. 19	St. Louis	W	16-14	48,396
Sept. 26	at Arizona	L	23-24	62,439
Oct. 3	Houston	L	24-31	32,218
Oct. 10	San Diego	W	35-27	48,279
Oct. 17	at San Francisco	L	9-17	69,732
Oct. 24	at Denver	W	59-14	75,835
Oct. 31	Seattle	W	33-3	35,721
Nov. 7	Kansas City	W	23-20 (OT)	61,075
Nov. 21	at Pittsburgh	L	3-35	64,987
Nov. 28	Miami	L	17-33	48,946
Dec. 5	at San Diego	W	28-13	68,183
Dec. 12	at Jacksonville	L	31-38	62,570
Dec. 19	Denver	W	39-23	44,246
Dec. 26	Indianapolis	L	26-31	52,567
Jan. 2	at Kansas City	W	31-10	67,045



Dennis Allen

2013 (4-12)

Head Coach: Dennis Allen		Result	Score	Attend
Sept. 8	at Indianapolis	L	17-21	65,412
Sept. 15	Jacksonville	W	19-9	49,400
Sept. 23	at Denver	L	21-37	76,978*
Sept. 29	Washington	L	14-24	53,549
Oct. 6	San Diego	W	27-17	48,834*
Oct. 13	at Kansas City	L	7-24	76,394
Oct. 27	Pittsburgh	W	21-18	52,950
Nov. 3	Philadelphia	L	20-49	51,751
Nov. 10	at N.Y. Giants	L	20-24	80,366
Nov. 17	at Houston	W	28-23	71,726
Nov. 24	Tennessee	L	19-23	46,001
Nov. 28	at Dallas	L	31-24	87,572
Dec. 8	at N.Y. Jets	L	27-37	76,957
Dec. 15	Kansas City	L	31-56	49,571
Dec. 22	at San Diego	L	13-26	65,675
Dec. 29	Denver	L	14-34	51,500

2011 (8-8)

Head Coach: Hue Jackson		Result	Score	Attend
Sept. 12	at Denver	W	23-20	75,671*
Sept. 18	at Buffalo	L	35-38	68,191
Sept. 25	N.Y. Jets	W	34-24	61,546
Oct. 2	New England	L	19-31	62,572
Oct. 9	at Houston	W	25-20	71,420
Oct. 16	Cleveland	W	24-17	57,300
Oct. 23	Kansas City	L	0-28	57,361
Nov. 6	Denver	L	24-38	58,125
Nov. 10	at San Diego	W	24-17	68,109*
Nov. 20	at Minnesota	W	27-21	62,748
Nov. 27	Chicago	W	25-20	59,244
Dec. 4	at Miami	L	14-34	57,225
Dec. 11	at Green Bay	L	16-46	70,524
Dec. 18	Detroit	L	27-28	59,069
Dec. 24	at Kansas City	W	16-13 (OT)	70,803
Jan. 1	San Diego	L	26-38	58,721

2012 (4-12)

Head Coach: Dennis Allen		Result	Score	Attend
Sept. 10	San Diego	L	14-22	61,896*
Sept. 16	at Miami	L	13-35	54,245
Sept. 23	Pittsburgh	W	34-31	62,373
Sept. 30	at Denver	L	6-37	76,787
Oct. 14	at Atlanta	L	20-23	69,383
Oct. 21	Jacksonville	W	26-23 (OT)	51,634
Oct. 28	at Kansas City	W	26-16	74,730
Nov. 4	Tampa Bay	L	32-42	52,055
Nov. 11	at Baltimore	L	20-55	71,339
Nov. 18	New Orleans	L	17-38	56,880
Nov. 25	at Cincinnati	L	10-34	56,503
Dec. 2	Cleveland	L	17-20	43,641
Dec. 6	Denver	L	13-26	53,807*
Dec. 16	Kansas City	W	15-0	51,446
Dec. 23	at Carolina	L	6-17	73,026
Dec. 30	at San Diego	L	21-24	66,486



RAIDERS vs. NFL

RAIDERS vs. *ARIZONA

Raiders lead series, 5-3	
1973	Oak. 17, at StIC. 10
1983	StIC. 34, at LARai. 24
1989	at LARai. 16, PhoC. 14
1998	Oak. 23, at Ari. 20
2001	Ari. 34, at Oak. 31 (OT)
2002	Oak. 41, at Ari. 20
2006	at Oak. 22, Ari. 9
2010	at Ari. 24, Oak. 23

*Franchise in St. Louis prior to 1988;
known as Phoenix Cardinals prior to 1994.

RAIDERS vs. ATLANTA

Raiders lead series, 7-6	
1971	at Atl. 24, Oak. 13
1975	at Oak. 37, Atl. 34 (OT)
1979	at Oak. 50, Atl. 19
1982	LARai. 38, at Atl. 14
1985	LARai. 34, at Atl. 24
1988	Atl. 12, at LARai. 6
1991	at Atl. 21, LARai. 17
1994	at LARai. 30, Atl. 17
1997	Oak. 36, at Atl. 31
2000	at Oak. 41, Atl. 14
2004	at Atl. 35, Oak. 10
2008	Atl. 24, at Oak. 0
2012	at Atl. 23, Oak. 20

RAIDERS vs. BALTIMORE

Baltimore leads series, 6-1	
1996	at Bal. 19, Oak. 14
1998	at Bal. 13, Oak. 10
2003	at Oak. 20, Bal. 12
2006	at Bal. 28, Oak. 6
2008	at Bal. 29, Oak. 10
2009	Bal. 21, at Oak. 13
2012	at Bal. 55, Oak. 20

RAIDERS vs. BUFFALO

Raiders lead series, 19-17	
1960	at Buf. 38, Oak. 9
	at Oak. 20, Buf. 7
1961	Oak. 31, at Buf. 22
	Buf. 26, at Oak. 21
1962	at Buf. 14, Oak. 6
	Buf. 10, at Oak. 6
1963	at Oak. 35, Buf. 17
	at Buf. 12, Oak. 0
1964	at Buf. 23, Oak. 20
	at Oak. 16, Buf. 13
1965	at Buf. 17, Oak. 12
	Buf. 17, at Oak. 14
1966	Buf. 31, at Oak. 10
1967	Oak. 24, at Buf. 20
	at Oak. 28, Buf. 21
1968	Oak. 48, at Buf. 6
	at Oak. 13, Buf. 10
1969	at Oak. 50, Buf. 21
1972	at Oak. 28, Buf. 16
1974	at Buf. 21, Oak. 20
1977	at Oak. 34, Buf. 13
1980	at Buf. 24, Oak. 7

1983	LARai. 27, at Buf. 24
1987	at LARai. 34, Buf. 21
1988	at Buf. 37, LARai. 21
1990	at Buf. 38, LARai. 24
1991	Buf. 30, at LARai. 27 (OT)
1992	at LARai. 20, Buf. 3
1993	LARai. 25, at Buf. 24
1998	at Buf. 44, Oak. 21
1999	Oak. 20, at Buf. 14
2002	Oak. 49, at Buf. 31
2004	at Oak. 13, Buf. 10
2005	at Oak. 38, Buf. 17
2008	at Buf. 24, Oak. 23
2011	at Buf. 38, Oak. 35

RAIDERS vs. CAROLINA

Carolina leads series, 3-2	
1997	at Car. 38, Oak. 14
2000	at Oak. 52, Car. 9
2004	Oak. 27, at Car. 24
2008	Car. 17, at Oak. 6
2012	at Car. 17, Oak. 6

RAIDERS vs. CHICAGO

Raiders lead series, 7-6	
1972	at Oak. 28, Chi. 21
1976	Oak. 28, at Chi. 27
1978	Oak. 25, at Chi. 19 (OT)
1981	Chi. 23, at Oak. 6
1984	at Chi. 17, LARai. 6
1987	Chi. 6, at LARai. 3
1990	at LARai. 24, Chi. 10
1993	LARai. 16, at Chi. 14
1996	at Chi. 19, Oak. 17
1999	at Oak. 24, Chi. 17
2003	at Chi. 24, Oak. 21
2007	Chi. 17, at Oak. 6
2011	at Oak. 25, Chi. 20

RAIDERS vs. CINCINNATI

Raiders lead series, 18-9	
1968	at Oak. 31, Cin. 10
	Oak. 34, at Cin. 0
1969	at Cin. 31, Oak. 17
	at Oak. 37, Cin. 17
1970	at Cin. 31, Oak. 21
1971	at Oak. 31, Cin. 27
1972	Oak. 20, at Cin. 14
1974	at Oak. 30, Cin. 27
1975	at Cin. 14, Oak. 10
1976	at Oak. 35, Cin. 20
1978	Oak. 34, at Cin. 21
1980	at Oak. 28, Cin. 17
1982	at Cin. 31, LARai. 17
1983	LARai. 20, at Cin. 10
1985	at LARai. 13, Cin. 6
1988	Cin. 45, at LARai. 21
1989	at LARai. 28, Cin. 7
1990	at LARai. 24, Cin. 7
1991	LARai. 38, at Cin. 14
1992	at Cin. 24, LARai. 21 (OT)
1993	at Cin. 16, LARai. 10
1995	Oak. 20, at Cin. 17
1998	at Oak. 27, Cin. 10

2003	at Oak. 23, Cin. 20
2006	at Cin. 27, Oak. 10
2009	at Oak. 20, Cin. 17
2012	at Cin. 34, Oak. 10

RAIDERS vs. CLEVELAND

Raiders lead series, 11-9	
1970	at Oak. 23, Cle. 20
1971	Oak. 34, at Cle. 20
1973	Cle. 7, at Oak. 3
1974	Oak. 40, at Cle. 24
1975	at Oak. 38, Cle. 17
1977	Oak. 26, at Cle. 10
1979	at Oak. 19, Cle. 14
1985	LARai. 21, at Cle. 20
1986	at LARai. 27, Cle. 14
1987	Cle. 24, at LARai. 17
1992	Cle. 28, at LARai. 16
1993	Cle. 19, at LARai. 16
2000	at Oak. 36, Cle. 10
2003	at Cle. 13, Oak. 7
2005	Cle. 9, at Oak. 7
2006	Cle. 24, at Oak. 21
2007	at Oak. 26, Cle. 24
2009	at Cle. 23, Oak. 9
2011	at Oak. 24, Cle. 17
2012	Cle. 20, at Oak. 17

RAIDERS vs. DALLAS

Raiders lead series, 6-5	
1974	at Oak. 27, Dal. 23
1980	Dal. 19, at Oak. 13
1983	LARai. 40, at Dal. 38
1986	LARai. 17, at Dal. 13
1992	Dal. 28, at LARai. 13
1995	Dal. 34, at Oak. 21
1998	Oak. 13, at Dal. 12
2001	at Oak. 28, Dal. 21
2005	at Oak. 19, Dal. 13
2009	at Dal. 24, Oak. 7
2013	at Dal. 31, Oak. 24



5 Charles Woodson



RAIDERS VS. NFL

RAIDERS vs. DENVER

Raiders lead series, 59-46-2

1960	at Den. 31, Oak. 14
	at Oak. 48, Den. 10
1961	at Oak. 33, Den. 19
	at Den. 27, Oak. 24
1962	at Den. 44, Oak. 7
	Den. 23, at Oak. 6
1963	Oak. 26, at Den. 10
	at Oak. 35, Den. 31
1964	at Oak. 40, Den. 7
	at Den. 20, Oak. 20
1965	Oak. 28, at Den. 20
	at Oak. 24, Den. 13
1966	Oak. 17, at Den. 3
	at Oak. 28, Den. 10
1967	at Oak. 51, Den. 0
	Oak. 21, at Den. 17
1968	Oak. 43, at Den. 7
	at Oak. 33, Den. 27
1969	Oak. 24, at Den. 14
	at Oak. 41, Den. 10
1970	at Oak. 35, Den. 23
	Oak. 24, at Den. 19
1971	Oak. 27, at Den. 16
	at Oak. 21, Den. 13
1972	Den. 30, at Oak. 23
	Oak. 37, at Den. 20
1973	at Den. 23, Oak. 23
	at Oak. 21, Den. 17
1974	Oak. 28, at Den. 17
	Den. 20, at Oak. 17
1975	Oak. 42, at Den. 17
	at Oak. 17, Den. 10
1976	Oak. 17, at Den. 10
	at Oak. 19, Den. 6
1977	Den. 30, at Oak. 7
	Oak. 24, at Den. 14
1978	at Den. 14, Oak. 6
	Den. 21, at Oak. 6
1979	at Oak. 27, Den. 3
	Oak. 14, at Den. 10
1980	at Oak. 9, Den. 3
	Oak. 24, at Den. 21
1981	at Den. 9, Oak. 7
	Den. 17, at Oak. 0
1982	at LARai. 27, Den. 10
1983	LARai. 22, at Den. 7
	at LARai. 22, Den. 10
1984	at Den. 16, LARai. 13
	Den. 22, at LARai. 19 (OT)
1985	at LARai. 31, Den. 28 (OT)
	LARai. 17, at Den. 14 (OT)
1986	at Den. 38, LARai. 36
	Den. 21, at LARai. 10
1987	at Den. 30, LARai. 14
	Den. 23, at LARai. 17
1988	LARai. 30, at Den. 27 (OT)
	at LARai. 21, Den. 20
1989	at Den. 31, LARai. 21
	at LARai. 16, Den. 13 (OT)
1990	at LARai. 14, Den. 9
	LARai. 23, at Den. 20
1991	at LARai. 16, Den. 13

1992	LARai. 17, at Den. 16
	at Den. 17, LARai. 13
	at LARai. 24, Den. 0
1993	LARai. 23, at Den. 20
	at LARai. 33, Den. 30 (OT)
1994	LARai. 48, at Den. 16
	at LARai. 23, Den. 13
1995	at Den. 27, Oak. 0
	Den. 31, at Oak. 28
1996	Den. 22, at Oak. 21
	at Den. 24, Oak. 19
1997	at Oak. 28, Den. 25
	at Den. 31, Oak. 3
1998	Den. 34, at Oak. 17
	at Den. 40, Oak. 14
1999	Den. 16, at Oak. 13
	at Den. 27, Oak. 21 (OT)
2000	Den. 33, at Oak. 24
	at Den. 27, Oak. 24
2001	at Oak. 38, Den. 28
	at Den. 23, Oak. 17
2002	Oak. 34, at Den. 10
	at Oak. 28, Den. 16
2003	at Den. 31, Oak. 10
	Den. 22, at Oak. 8
2004	Den. 31, at Oak. 3
	Oak. 25, at Den. 24
2005	Den. 31, at Oak. 17
	at Den. 22, Oak. 3
2006	at Den. 13, Oak. 3
	Den. 17, at Oak. 13
2007	at Den. 23, Oak. 20 (OT)
	at Oak. 34, Den. 20
2008	Den. 41, at Oak. 14
	Oak. 31, at Den. 10
2009	Den. 23, at Oak. 3
	Oak. 20, at Den. 19
2010	Oak. 59, at Den. 14
	at Oak. 39, Den. 23
2011	Oak. 23, at Den. 20
	Den. 38, at Oak. 24
2012	at Den. 37, Oak. 6
	Den. 26, at Oak. 13
2013	at Den. 37, Oak. 21
	Den. 34, at Oak. 14

RAIDERS vs. DETROIT

Raiders lead series, 6-5

1970	at Det. 28, Oak. 14
1974	at Oak. 35, Det. 13
1978	at Oak. 29, Det. 17
1981	at Det. 16, Oak. 0
1984	LARai. 24, at Det. 3
1987	at LARai. 27, Det. 7
1990	LARai. 38, at Det. 31
1996	at Oak. 37, Det. 21
2003	at Det. 23, Oak. 13
2007	Det. 36, at Oak. 21
2011	Det. 28, at Oak. 27

RAIDERS vs. GREEN BAY

Green Bay leads series, 6-5

1972	Oak. 20, at GB 14
1976	at Oak. 18, GB 14

1978	Oak. 28, at GB 3
1984	at LARai. 28, GB 7
1987	LARai. 20, at GB 0
1990	GB 29, at LARai. 16
1993	at GB 28, LARai. 0
1999	at GB 28, Oak. 24
2003	GB 41, at Oak. 7
2007	at GB 38, Oak. 7
2011	at GB 46, Oak. 16

RAIDERS vs. HOUSTON

Houston leads series, 5-3

2004	at Hou. 30, Oak. 17
2006	Hou. 23, at Oak. 14
2007	Hou. 24, at Oak. 17
2008	at Oak. 27, Hou. 16
2009	at Hou. 29, Oak. 6
2010	Hou. 31, at Oak. 24
2011	Oak. 25, at Hou. 20
2013	Oak. 28, at Hou. 23



QB Matt McGloin

RAIDERS vs. *INDIANAPOLIS

Raiders lead series, 7-6

1971	BaI.C. 37, at Oak. 14
1973	Oak. 34, at BaI.C. 21
1975	Oak. 31, at BaI.C. 20
1984	at LARai. 21, Ind. 7
1986	Ind. 30, at LARai. 24
1991	at LARai. 16, Ind. 0
1995	at Oak. 30, Ind. 17
2000	Oak. 38, at Ind. 31
2001	Oak. 23, at Ind. 18
2004	at Ind. 35, Oak. 14
2007	Ind. 21, at Oak. 14
2010	Ind. 31, at Oak. 26
2013	at Ind. 21, Oak. 17

*Franchise in Baltimore prior to 1984.

RAIDERS vs. JACKSONVILLE

Jacksonville leads series, 4-3

1996	at Oak. 17, Jac. 3
1997	Jac. 20, at Oak. 9
2004	Jac. 13, at Oak. 6
2007	at Jac. 49, Oak. 11
2010	at Jac. 38, Oak. 31
2012	at Oak. 26, Jac. 23 (OT)
2013	at Oak. 19, Jac. 9



RAIDERS VS. NFL

RAIDERS vs. *KANSAS CITY

Kansas City leads series, 55-50-2

1960	DalT. 34, at Oak. 16
	Oak. 20, at DalT. 19
1961	DalT. 42, at Oak. 35
	at DalT. 43, Oak. 11
1962	DalT. 26, at Oak. 16
	at DalT. 35, Oak. 7
1963	at Oak. 10, KC 7
	Oak. 22, at KC 7
1964	KC 21, at Oak. 9
	at KC 42, Oak. 7
1965	at Oak. 37, KC 10
	at KC 14, Oak. 7
1966	KC 32, at Oak. 10
	Oak. 34, at KC 13
1967	at Oak. 23, KC 21
	Oak. 44, at KC 22
1968	at KC 24, Oak. 10
	at Oak. 38, KC 21
1969	Oak. 27, at KC 24
	at Oak. 10, KC 6
1970	Oak. 17, at KC 17
	at Oak. 20, KC 6
1971	at Oak. 20, KC 20
	at KC 16, Oak. 14
1972	at KC 27, Oak. 14
	at Oak. 26, KC 3
1973	at KC 16, Oak. 3
	at Oak. 37, KC 7
1974	at Oak. 27, KC 7
	Oak. 7, at KC 6
1975	at KC 42, Oak. 10
	at Oak. 28, KC 20
1976	Oak. 24, at KC 21
	at Oak. 21, KC 10
1977	Oak. 37, at KC 28
	at Oak. 21, KC 20
1978	at Oak. 28, KC 6
	Oak. 20, at KC 10
1979	at KC 35, Oak. 7
	KC 24, at Oak. 21
1980	Oak. 27, at KC 14
	KC 31, at Oak. 17
1981	at KC 27, Oak. 0
	KC 28, at Oak. 17
1983	at LARai. 21, KC 20
	LARai. 28, at KC 20
1984	LARai. 22, at KC 20
	at LARai. 17, KC 7
1985	at KC 36, LARai. 20
	at LARai. 19, KC 10
1986	LARai. 24, at KC 17
	KC 20, at LARai. 17
1987	at LARai. 35, KC 17
	at KC 16, LARai. 10
1988	LARai. 27, at KC 17
	at LARai. 17, KC 10
1989	at KC 24, LARai. 19
	at LARai. 20, KC 14
1990	at KC 9, LARai. 7
	KC 27, at LARai. 24
1991	at KC 24, LARai. 21

1992	KC 27, at LARai. 21
	at KC 27, LARai. 7
1993	at LARai. 28, KC 7
	at KC 24, LARai. 9
1994	KC 31, at LARai. 20
	at KC 13, LARai. 3
1995	KC 19, at LARai. 9
	at KC 23, Oak. 17 (OT)
1996	KC 29, at Oak. 23
	at KC 19, Oak. 3
1997	at Oak. 26, KC 7
	KC 28, at Oak. 27
1998	at KC 30, Oak. 0
	at KC 28, Oak. 8
1999	KC 31, at Oak. 24
	KC 37, at Oak. 34
2000	Oak. 41, at KC 38 (OT)
	Oak. 20, at KC 17
2001	at Oak. 49, KC 31
	Oak. 27, at KC 24
2002	at Oak. 28, KC 26
	at KC 20, Oak. 10
2003	at Oak. 24, KC 0
	KC 17, at Oak. 10
2004	at KC 27, Oak. 24
	KC 34, at Oak. 27
2005	at KC 31, Oak. 30
	KC 23, at Oak. 17
2006	at KC 27, Oak. 23
	at KC 17, Oak. 13
2007	KC 20, at Oak. 9
	KC 12, at Oak. 10
2008	Oak. 20, at KC 17
	Oak. 23, at KC 8
2009	KC 20, at Oak. 13
	Oak. 13, at KC 10
2010	KC 16, at Oak. 10
	at Oak. 23, KC 20 (OT)
2011	Oak. 31, at KC 10
	KC 28, at Oak. 0
2012	Oak. 16, at KC 13 (OT)
	Oak. 26, at KC 16
2013	at Oak. 15, KC 0
	at KC 24, Oak. 7
	KC 56, at Oak. 31

*Franchise known as Dallas Texans prior to 1963.



WR Cliff Branch

RAIDERS vs. MIAMI

Raiders lead series, 16-15-1

1966	Oak. 23, at Mia. 14
	at Oak. 21, Mia. 10
1967	at Oak. 31, Mia. 17
1968	Oak. 47, at Mia. 21
1969	at Oak. 20, Mia. 17
	Oak. 20, at Mia. 20
1970	at Mia. 20, Oak. 13
1973	at Oak. 12, Mia. 7
1975	Oak. 31, at Mia. 21
1978	at Mia. 23, Oak. 6
1979	at Oak. 13, Mia. 3
1980	at Oak. 16, Mia. 10
1981	Oak. 33, at Mia. 17
1983	at LARai. 27, Mia. 14
1984	LARai. 45, at Mia. 34
1986	LARai. 30, at Mia. 28
1988	Mia. 24, at LARai. 14
1990	LARai. 13, at Mia. 10
1992	at Mia. 20, LARai. 7
1994	at Mia. 20, LARai. 17 (OT)
1996	at Oak. 17, Mia. 7
1997	Mia. 34, at Oak. 16
1998	Mia. 27, at Oak. 17
1999	Mia. 16, at Oak. 9
2001	at Mia. 18, Oak. 15
2002	at Mia. 23, Oak. 17
2005	Mia. 33, at Oak. 21
2007	Oak. 35, at Mia. 17
2008	at Mia. 17, Oak. 15
2010	Mia. 33, at Oak. 17
2011	at Mia. 34, Oak. 14
2012	at Mia. 35, Oak. 13

RAIDERS vs. MINNESOTA

Raiders lead series, 9-4

1973	at Min. 24, Oak. 16
1977	at Oak. 35, Min. 13
1978	at Oak. 27, Min. 20
1981	Oak. 36, at Min. 10
1984	at LARai. 23, Min. 20
1987	at Min. 31, LARai. 20
1990	LARai. 28, at Min. 24
1993	at LARai. 24, Min. 7
1996	Min. 16, at Oak. 13 (OT)
1999	Oak. 22, at Min. 17
2003	at Oak. 28, Min. 18
2007	at Min. 29, Oak. 22
2011	Oak. 27, at Min. 21

RAIDERS vs. *NEW ENGLAND

New England leads series, 15-14-1

1960	at Oak. 27, BosP. 14
	at BosP. 34, Oak. 28
1961	at BosP. 20, Oak. 17
	BosP. 35, at Oak. 21
1962	at BosP. 26, Oak. 16
	at Oak. 20, BosP. 0
1963	BosP. 20, at Oak. 14
	at BosP. 20, Oak. 14
1964	BosP. 17, at Oak. 14
	Oak. 43, at BosP. 43



RAIDERS VS. NFL

1965	Oak. 24, at BosP. 10
	at Oak. 30, BosP. 21
1966	at BosP. 24, Oak. 21
1967	at Oak. 35, BosP. 7
	Oak. 48, at BosP. 14
1968	at Oak. 41, BosP. 10
1969	Oak. 38, at BosP. 23
1971	at NE 20, Oak. 6
1974	at Oak. 41, NE 26
1976	at NE 48, Oak. 17
1978	NE 21, at Oak. 14
1981	at Oak. 27, NE 17
1985	LARai. 35, at NE 20
1987	at NE 26, LARai. 23
1989	at LARai. 24, NE 21
1994	LARai. 21, at NE 17
2002	at Oak. 27, NE 20
2005	at NE 30, Oak. 20
2008	NE 49, at Oak. 26
2011	NE 31, at Oak. 19

*Franchise known as Boston Patriots

*Franchise known as Boston Patriots prior to 1971.

RAIDERS vs. NEW ORLEANS

New Orleans leads series, 6-5-1

1971	Oak. 21, at NO 21
1975	at Oak. 48, NO 10
1979	Oak. 42, at NO 35
1985	at LARai. 23, NO 13
1988	at NO 20, LARai. 6
1991	at NO 27, LARai. 0
1994	at LARai. 24, NO 19
1997	NO 13, at Oak. 10
2000	Oak. 31, at NO 22
2004	NO 31, at Oak. 26
2008	at NO 34, Oak. 3
2012	NO 38, at Oak. 17

RAIDERS vs. NEW YORK GIANTS

Raiders lead series, 7-5

1973	at Oak. 42, NYG 0
1980	Oak. 33, at NYG 17
1983	at LARai. 27, NYG 12
1986	NYG 14, at LARai. 9
1989	at NYG 34, LARai. 17
1992	at LARai. 13, NYG 10
1995	Oak. 17, at NYG 13
1998	at Oak. 20, NYG 17
2001	Oak. 28, at NYG 10
2005	NYG 30, at Oak. 21
2009	at NYG 44, Oak. 7
2013	at NYG 24, Oak. 20

RAIDERS vs. *NEW YORK JETS

Raiders lead series, 21-16-2

1960	Oak. 28, at NYT 27
	NYT 31, at Oak. 28
1961	NYT 14, at Oak. 6
	at NYT 23, Oak. 12
1962	NYT 28, at Oak. 17
	at NYT 31, Oak. 21
1963	at NYJ 10, Oak. 7

1964	at Oak. 49, NYJ 26
	at NYJ 35, Oak. 13
	at Oak. 35, NYJ 26
1965	Oak. 24, at NYJ 24
	at Oak. 24, NYJ 14
1966	Oak. 24, at NYJ 21
	at Oak. 28, NYJ 28
1967	at NYJ 27, Oak. 14
	at Oak. 38, NYJ 29
1968	at Oak. 43, NYJ 32
1969	Oak. 27, at NYJ 14
1970	Oak. 14, at NYJ 13
1972	at Oak. 24, NYJ 16
1977	Oak. 28, at NYJ 27
1979	at NYJ 28, Oak. 19
1985	at LARai. 31, NYJ 0
1989	LARai. 14, at NYJ 7
1993	at LARai. 24, NYJ 20
1995	Oak. 47, at NYJ 10
1996	Oak. 34, at NYJ 13
1997	at NYJ 23, Oak. 22
1999	at Oak. 24, NYJ 23
2000	at Oak. 31, NYJ 7
2001	NYJ 24, at Oak. 22
2002	at Oak. 26, NYJ 20
2003	NYJ 27, at Oak. 24 (OT)
2005	at NYJ 26, Oak. 10
2006	at NYJ 23, Oak. 3
2008	at Oak. 16, NYJ 13 (OT)
2009	NYJ 38, at Oak. 0
2011	at Oak. 34, NYJ 24
2013	at NYJ 37, Oak. 27

*Franchise known as New York Titans prior to 1963.

RAIDERS vs. PHILADELPHIA

Philadelphia leads series, 6-5

1971	at Oak. 34, Phi. 10
1976	Oak. 26, at Phi. 7
1980	at Phi. 10, Oak. 7
1986	Phi. 33, at LARai. 27 (OT)
1989	at Phi. 10, LARai. 7
1992	at Phi. 31, LARai. 10
1995	at Oak. 48, Phi. 17
2001	Oak. 20, at Phi. 10
2005	at Phi. 23, Oak. 20
2009	at Oak. 13, Phi. 9
2013	Phi. 49, at Oak. 20

RAIDERS vs. PITTSBURGH

Raiders lead series, 12-9

1970	at Oak. 31, Pit. 14
1972	at Pit. 34, Oak. 28
1973	Pit. 17, at Oak. 9
1974	Oak. 17, at Pit. 0
1976	at Oak. 31, Pit. 28
1977	Oak. 16, at Pit. 7
1980	Oak. 45, at Pit. 34
1981	at Oak. 30, Pit. 27
1984	Pit. 13, at LARai. 7
1990	at LARai. 20, Pit. 3
1994	Pit. 21, at LARai. 3

1995	Pit. 29, at Oak. 10
2000	at Pit. 21, Oak. 20
2002	Oak. 30, at Pit. 17
2003	at Pit. 27, Oak. 7
2004	at Pit. 24, Oak. 21
2006	at Oak. 20, Pit. 13
2009	Oak. 27, at Pit. 24
2010	at Pit. 35, Oak. 3
2012	at Oak. 34, Pit. 31
2013	at Oak. 21, Pit. 18

RAIDERS vs. *ST. LOUIS

Raiders lead series, 8-4

1972	at Oak. 45, LARm. 17
1977	at LARm. 20, Oak. 14
1979	Oak. 24, at LARm. 17
1982	at LARai. 37, LARm. 31
1985	LARai. 16, at LARm. 6
1988	LARm. 22, at LARai. 17
1991	at LARai. 20, LARm. 17
1994	LARai. 20, at LARm. 17
1997	at Oak. 35, STL 17
2002	at STL 28, Oak. 13
2006	STL 20, at Oak. 0
2010	at Oak. 16, STL 14

*Franchise in Los Angeles prior to 1995.



CB Nnamdi Asomugha

RAIDERS vs. *SAN DIEGO

Raiders lead series, 58-48-2

1960	at LACHa. 52, Oak. 28
	LACHa. 41, at Oak. 17
1961	at SD 44, Oak. 0
	SD 41, at Oak. 10
1962	SD 42, at Oak. 33
	at SD 31, Oak. 21
1963	Oak. 34, at SD 33
	at Oak. 41, SD 27
1964	SD 31, at Oak. 17
	at Oak. 21, SD 20
1965	SD 17, at Oak. 6
	at SD 24, Oak. 14
1966	SD 29, at Oak. 20
	Oak. 41, at SD 19
1967	at Oak. 51, SD 10
	Oak. 41, at SD 21
1968	SD 23, at Oak. 14
	Oak. 34, at SD 27
1969	Oak. 24, at SD 12



RAIDERS VS. NFL

1970	at Oak. 21, SD 16
	Oak. 27, at SD 27
	at Oak. 20, SD 17
1971	Oak. 34, at SD 0
	at Oak. 34, SD 33
1972	at Oak. 17, SD 17
	Oak. 21, at SD 19
1973	Oak. 27, at SD 17
	at Oak. 31, SD 3
1974	Oak. 14, at SD 10
	at Oak. 17, SD 10
1975	Oak. 6, at SD 0
	at Oak. 25, SD 0
1976	Oak. 27, at SD 17
	at Oak. 24, SD 0
1977	at Oak. 24, SD 0
	at SD 12, Oak. 7
1978	Oak. 21, at SD 20
	SD 27, at Oak. 23
1979	at SD 30, Oak. 10
	at Oak. 45, SD 22
1980	at SD 30, Oak. 24 (OT)
	at Oak. 38, SD 24
1981	SD 55, at Oak. 21
	at SD 23, Oak. 10
1982	at LARai. 28, SD 24
	LARai. 41, at SD 34
1983	LARai. 42, at SD 10
	at LARai. 30, SD 14
1984	at LARai. 33, SD 30
	LARai. 44, at SD 37
1985	at LARai. 34, SD 21
	at SD 40, LARai. 34 (OT)
1986	at LARai. 17, SD 13
	LARai. 37, at SD 31 (OT)
1987	SD 23, at LARai. 17
	at SD 16, LARai. 14
1988	at LARai. 24, SD 13
	LARai. 13, at SD 3
1989	at LARai. 40, SD 14
	at SD 14, LARai. 12
1990	LARai. 24, at SD 9
	at LARai. 17, SD 12
1991	SD 21, at LARai. 13
	LARai. 9, at SD 7
1992	at SD 27, LARai. 3
	at SD 36, LARai. 14
1993	SD 30, at LARai. 23
	LARai. 12, at SD 7
1994	SD 26, at LARai. 24
	LARai. 24, at SD 17
1995	at Oak. 17, SD 7
	at SD 12, Oak. 6
1996	SD 40, at Oak. 34
	Oak. 32, at SD 14
1997	SD 25, at Oak. 10
	Oak. 38, at SD 13
1998	at Oak. 7, SD 6
	Oak. 17, at SD 10
1999	at Oak. 28, SD 9
	at SD 23, Oak. 20
2000	at Oak. 9, SD 6
	Oak. 15, at SD 13

2001	at Oak. 34, SD 24
	Oak. 13, at SD 6
2002	SD 27, at Oak. 21 (OT)
	Oak. 27, at SD 7
2003	at Oak. 34, SD 31 (OT)
	at SD 21, Oak. 14
2004	at SD 42, Oak. 14
	SD 23, at Oak. 17
2005	SD 27, at Oak. 14
	at SD 34, Oak. 10
2006	SD 27, at Oak. 0
	at SD 21, Oak. 14
2007	at SD 28, Oak. 14
	SD 30, at Oak. 17
2008	SD 28, at Oak. 18
	at SD 34, Oak. 7
2009	SD 24, at Oak. 20
	at SD 24, Oak. 16
2010	at Oak. 35, SD 27
	Oak. 28, at SD 13
2011	Oak. 24, at SD 17
	SD 38, at Oak. 26
2012	SD 22, at Oak. 14
	at SD 24, Oak. 21
2013	at Oak. 27, SD 17
	at SD 26, Oak. 13

**Franchise in Los Angeles prior to 1961.*

RAIDERS vs. SAN FRANCISCO

Series tied at 6-6

1970	SF 38, at Oak. 7
1974	Oak. 35, at SF 24
1979	at Oak. 23, SF 10
1982	LARai. 23, at SF 17
1985	SF 34, at LARai. 10
1988	LARai. 9, at SF 3
1991	at LARai. 12, SF 6
1994	at SF 44, LARai. 14
2000	Oak. 34, at SF 28 (OT)
2002	SF 23, at Oak. 20 (OT)
2006	at SF 34, Oak. 20
2010	at SF 17, Oak. 9

RAIDERS vs. SEATTLE

Raiders lead series, 28-23


1977	at Oak. 44, Sea. 7
1978	at Sea. 27, Oak. 7
	Sea. 17, at Oak. 16
1979	at Sea. 27, Oak. 10
	Sea. 29, at Oak. 24
1980	at Oak. 33, Sea. 14
	Oak. 19, at Sea. 17
1981	at Oak. 20, Sea. 10
	Oak. 32, at Sea. 31
1982	at LARai. 28, Sea. 23
1983	at Sea. 38, LARai. 36
	Sea. 34, at LARai. 21
1984	at LARai. 28, Sea. 14
	at Sea. 17, LARai. 14
1985	at Sea. 33, LARai. 3
	at LARai. 13, Sea. 3
1986	at LARai. 14, Sea. 10
	at Sea. 37, LARai. 0

1987	Sea. 35, at LARai. 13
	LARai. 37, at Sea. 14
1988	at Sea. 35, LARai. 27
	Sea. 43, at LARai. 37
1989	Sea. 24, at LARai. 20
	at Sea. 23, LARai. 17
1990	LARai. 17, at Sea. 13
	at LARai. 24, Sea. 17
1991	LARai. 23, at Sea. 20 (OT)
	at LARai. 31, Sea. 7
1992	LARai. 19, at Sea. 0
	at LARai. 20, Sea. 3
1993	LARai. 17, at Sea. 13
	at LARai. 27, Sea. 23
1994	Sea. 38, at LARai. 9
	LARai. 17, at Sea. 16
1995	at Oak. 34, Sea. 14
	at Sea. 44, Oak. 10
1996	Oak. 27, at Sea. 21
	Sea. 28, at Oak. 21
1997	at Sea. 45, Oak. 34
	Sea. 22, at Oak. 21
1998	Oak. 31, at Sea. 18
	at Oak. 20, Sea. 17
1999	at Sea. 22, Oak. 21
	at Oak. 30, Sea. 21
2000	at Oak. 31, Sea. 3
	at Sea. 27, Oak. 24
2001	at Oak. 38, Sea. 14
	at Sea. 34, Oak. 27
2002	at Oak. 31, Sea. 17
2006	at Sea. 16, Oak. 0
2010	at Oak. 33, Sea. 3

RAIDERS vs. TAMPA BAY

Raiders lead series, 6-2

1976	at Oak. 49, TB 16
1981	at Oak. 18, TB 16
1993	at LARai. 27, TB 20
1996	at TB 20, Oak. 17 (OT)
1999	at Oak. 45, TB 0
2004	at Oak. 30, TB 20



S Tyvon Branch



RAIDERS VS. NFL

2008 Oak. 31, at TB 24
2012 TB 42, at Oak. 32

RAIDERS vs. *TENNESSEE

Raiders lead series, 23-20

1960 HouO. 37, at Oak. 22
Oak. 14, at HouO. 13
1961 at HouO. 55, Oak. 0
HouO. 47, at Oak. 16
1962 HouO. 28, at Oak. 20
at HouO. 32, Oak. 17
1963 Oak. 24, at HouO. 13
at Oak. 52, HouO. 49
1964 at HouO. 42, Oak. 28
at Oak. 20, HouO. 10
1965 at Oak. 21, HouO. 17
Oak. 33, at HouO. 21
1966 at HouO. 31, Oak. 0
at Oak. 38, HouO. 23
Oak. 19, at HouO. 7
1967 Oak. 24, at HouO. 15
1969 at Oak. 21, HouO. 17
1971 at Oak. 41, HouO. 21
1972 Oak. 34, at HouO. 0
1973 Oak. 17, at HouO. 6
1975 HouO. 27, at Oak. 26
1976 Oak. 14, at HouO. 13
1977 at Oak. 34, HouO. 29

1978 at Oak. 21, HouO. 17
1979 at HouO. 31, Oak. 17
1981 at HouO. 17, Oak. 16
1983 at LARai. 20, HouO. 6
1984 LARai. 24, at HouO. 14
1986 LARai. 28, at HouO. 17
1988 at HouO. 38, LARai. 35
1989 at HouO. 23, LARai. 7
1991 at HouO. 47, LARai. 17
1994 at LARai. 17, HouO. 14
1997 at Ten. 24, Oak. 21(OT)
1999 at Ten. 21, Oak. 14
2001 Ten. 13, at Oak. 10
2002 at Oak. 52, Ten. 25
2003 at Ten. 25, Oak. 20
2004 at Oak. 40, Ten. 35
2005 Oak. 34, at Ten. 25
2007 at Ten. 13, Oak. 9
2010 at Ten. 38, Oak. 13
2013 Ten. 23, at Oak. 19

**Franchise known as Houston Oilers prior to 1997; known as Tennessee Oilers prior to 1998.*

RAIDERS vs. WASHINGTON

Raiders lead series, 7-5

1970 at Oak. 34, Was. 20
1975 Oak. 26, at Was. 23 (OT)
1980 at Oak. 24, Was. 21
1983 at Was. 37, LARai. 35
1986 at Was. 10, LARai. 6
1989 at LARai. 37, Was. 24
1992 LARai. 21, at Was. 20
1995 Oak. 20, at Was. 8
1998 Was. 29, at Oak. 19
2005 Oak. 16, at Was. 13
2009 Was. 34, at Oak. 13
2013 Was. 24, at Oak. 14





ALL-TIME POSTSEASON GAMES

WON 25, LOST 18

Date	Opponent	Result	Score	Attendance
December 31, 1967.....	Houston Oilers (AFL Championship)	W	40-7	53,330
January 14, 1968.....	Green Bay (SB II in Miami)	L	14-33	75,546
December 22, 1968.....	Kansas City (AFL Playoff)	W	41-6	53,357
December 29, 1968.....	at N.Y. Jets (AFL Championship)	L	23-27	62,627
December 21, 1969.....	Houston Oilers (AFL Playoff)	W	56-7	53,539
January 4, 1970.....	Kansas City (AFL Championship)	L	7-17	54,544
December 27, 1970.....	Miami (AFC Playoff)	W	21-14	54,401
January 3, 1971.....	at Baltimore Colts (AFC Championship)	L	17-27	56,368
December 23, 1972.....	at Pittsburgh (AFC Playoff)	L	7-13	50,350
December 22, 1973.....	Pittsburgh (AFC Playoff)	W	33-14	53,662
December 30, 1973.....	at Miami (AFC Championship)	L	10-27	80,047
December 21, 1974.....	Miami (AFC Playoff)	W	28-26	54,020
December 29, 1974.....	Pittsburgh (AFC Championship)	L	13-24	54,004
December 28, 1975.....	Cincinnati (AFC Playoff)	W	31-28	53,994
January 4, 1976.....	at Pittsburgh (AFC Championship)	L	10-16	49,103
December 18, 1976.....	New England (AFC Playoff)	W	24-21	54,037
December 26, 1976.....	Pittsburgh (AFC Championship)	W	24-7	53,821
January 9, 1977.....	Minnesota (SB XI in Pasadena)	W	32-14	97,418
December 24, 1977.....	at Baltimore Colts (AFC Playoff)	W	37-31 (2 OT)	60,763
January 1, 1978.....	at Denver (AFC Championship)	L	17-20	75,044
December 28, 1980.....	Houston Oilers (AFC Wild Card Playoff)	W	27-7	54,539
January 4, 1981.....	at Cleveland (AFC Playoff)	W	14-12	79,473
January 11, 1981.....	at San Diego (AFC Championship)	W	34-27	52,675
January 25, 1981.....	Philadelphia (SB XV in New Orleans)	W	27-10	75,500
January 8, 1983.....	Cleveland (AFC Playoff, Round 1)	W	27-10	57,246
January 15, 1983.....	N.Y. Jets (AFC Playoff, Round 2)	L	14-17	90,688
January 1, 1984.....	Pittsburgh (AFC Playoff)	W	38-10	92,434
January 8, 1984.....	Seattle (AFC Championship)	W	30-14	92,335
January 22, 1984.....	Washington (SB XVIII in Tampa)	W	38-9	72,920
December 22, 1984.....	at Seattle (AFC Wild Card Playoff)	L	7-13	64,910
January 5, 1986.....	New England (AFC Playoff)	L	20-27	89,289
January 13, 1991.....	Cincinnati (AFC Playoff)	W	20-10	92,488
January 20, 1991.....	at Buffalo (AFC Championship)	L	3-51	80,632
December 28, 1991.....	at Kansas City (AFC Wild Card Playoff)	L	6-10	77,191
January 9, 1994.....	Denver (AFC Wild Card Playoff)	W	42-24	67,800
January 15, 1994.....	at Buffalo (AFC Playoff)	L	23-29	80,290
January 6, 2001.....	Miami (AFC Playoff)	W	27-0	61,998
January 14, 2001.....	Baltimore (AFC Championship)	L	3-16	62,784
January 12, 2002.....	N.Y. Jets (AFC Wild Card)	W	38-24	61,503
January 19, 2002.....	at New England (AFC Playoff)	L	13-16 (OT)	60,292
January 12, 2003.....	N.Y. Jets (AFC Playoff)	W	30-10	62,207
January 19, 2003.....	Tennessee (AFC Championship)	W	41-24	62,544
January 26, 2003.....	Tampa Bay (SB XXXVII in San Diego)	L	21-48	67,603





SUPER BOWLS

SUPER BOWL II

Miami Orange Bowl; Sunday, Jan. 14, 1968; Attendance: 75,546; Time: 2:34 PM PST; Weather: 68°F; partly cloudy, 52% humidity, wind W 14 mph

The Raiders stormed into Super Bowl II after claiming the club's first-ever American Football League championship with a 40-7 romp over the Houston Oilers on Dec. 31, 1966. The Raiders mounted a spirited challenge to the Green Bay Packers, the defending Super Bowl champions, but ultimately fell short in Miami, 33-14.

In a game that drew the first \$3 million gate in football history, the Bart Starr-led Packers jumped out to a 13-0 lead in the second quarter after a 62-yard touchdown reception by Boyd Dowler. The Raiders cut into the lead with a 23-yard touchdown pass from Darley Lamonica to Bill Miller, the first of two touchdown receptions on the day for the wide receiver, who played collegiately at the University of Miami.

Down 16-7 entering the second half, the Raiders were unable to contain a Packers offense that added a 2-yard touchdown run by Donny Anderson and Don Chandler's fourth field goal of the day, in the third quarter. Herb Adderley's 60-yard interception return for a touchdown on a fourth-quarter Lamonica pass sealed the Packers victory. Lamonica connected with Miller for a 23-yard Oakland touchdown late in the final period.

Starr earned the game's MVP honors after completing 13-of-24 passes for 202 yards and one touchdown. Miller hauled in a game-high five passes for 84 yards and two touchdowns to lead the Raiders.



	RAIDERS	PACKERS
TOTAL FIRST DOWNS	19	16
By Rushing	11	5
By Passing	7	10
By Penalty	1	1
THIRD-DOWN EFFICIENCY	3-11-27%	5-16-31%
FOURTH-DOWN EFFICIENCY	0-0-0%	1-1-100%
TOTAL NET YARDS	291	325
Total Offensive Plays	57	69
Average gain per offensive play	5.1	4.7
NET YARDS RUSHING	105	163
Total Rushing Plays	20	41
Average gain per rushing play	5.2	4.0
NET YARDS PASSING	186	162
Times thrown – yards lost att. to pass	3-22	4-40
Gross yards passing	208	202
PASS ATT-COMP-INT	34-15-1	24-13-0
Average gain per pass play	5.6	5.8
PUNTS Number and Average	6-44.0	6-39.0
TOTAL RETURN YARDS (not inc. kickoffs)	12	95
No. and Yards Punt Returns	2-12	3-35
No. and Yards Kickoff Returns	7-127	3-49
No. and Yards Interception Returns	0-0	1-60
PENALTIES Numbers and Yards	4-31	1-12
FUMBLES Numbers and Lost	3-2	0-0
EXTRA POINTS Made-Attempts	2-2	3-3
FIELD GOALS Made-Attempts	0-1	4-4
SAFETIES	0	0
FINAL SCORE	14	33

SCORING SUMMARY

TM	QTR	TIME	PLAY DESCRIPTION	GB	OAK
GB	1	9:53	D. Chandler 39 yd. Field Goal (10-34, 4:01)	3	0
GB	2	11:52	D. Chandler 20 yd. Field Goal (17-84, 8:40)	6	0
GB	2	10:50	B. Dowler 62 yd. pass from B. Starr (D. Chandler kick) (1-62, 0:11)	13	0
OAK	2	6:15	B. Miller 23 yd. pass from D. Lamonica (G. Blanda kick) (9-78, 4:20)	13	7
GB	2	0:01	D. Chandler 43 yd. Field Goal (4-9, 0:19)	16	7
GB	3	5:54	D. Anderson 2 yd. run (D. Chandler kick) (11-82, 4:41)	23	7
GB	3	0:02	D. Chandler 21 yd. Field Goal (9-37, 4:47)	26	7
GB	4	11:03	H. Adderley 60 yd. interception return (D. Chandler kick)	33	7
OAK	4	9:13	B. Miller 23 yd. pass from D. Lamonica (G. Blanda kick) (4-74, 1:35)	33	14

SCORE BY QUARTER

	1	2	3	4	OT	F
GREEN BAY	3	13	10	7	–	33
OAKLAND	0	7	0	7	–	14

OAKLAND RAIDERS

RUSHING	Att	Yd	Avg	Lg	TD
H. Dixon	12	52	4.3	14	0
L. Todd	2	37	18.5	32	0
P. Banaszak	6	16	2.7	5	0
Total	20	105	5.2	32	0
PASSING	Att	Cm	Yds <th>TD</th> <th>Lg</th>	TD	Lg
D. Lamonica	34	15	208	2	41
Total	34	15	208	2	41
RECEIVING	No	Yd	Avg	Lg	TD
B. Miller	5	84	15.8	23T	2
P. Banaszak	4	69	17.2	41	0
B. Cannon	2	25	12.5	15	0
F. Biletnikoff	2	10	5.0	6	0
H. Dixon	1	3	3.0	3	0
W. Wells	1	17	17.0	17	0
Total	15	208	13.9	41	2
INTERCEPTIONS	No	Yd	Avg	Lg	TD
	--	--	--	--	--
PUNT RETURNS	No	Yd	Avg	FC	Lg
R. Bird	1	12	12.0	0	12
W. Wells	1	0	0.0	0	0
Total	2	12	6.0	1	12
KICK RETURNS	No	Yd	Avg	Lg	TD
L. Todd	3	63	21.0	23	0
D. Grayson	3	61	20.3	25	0
W. Hawkins	1	3	3.0	3	0
Total	7	127	18.1	25	0

GREEN BAY PACKERS

RUSHING	Att	Yd	Avg	Lg	TD	
B. Wilson	17	65	3.8	13	0	
D. Anderson	14	48	3.4	8	1	
T. Williams	8	36	4.5	18	0	
B. Starr	1	14	14.0	14	0	
C. Mercein	1	0	0.0	0	0	
Total	41	163	4.0	18	1	
PASSING	Att	Cm	Yds	TD	Lg	In
B. Starr	24	13	202	1	62	0
Total	24	13	202	1	62	0
RECEIVING	No	Yd	Avg	Lg	TD	
C. Dale	4	43	10.8	17	0	
M. Fleming	4	35	8.8	11	0	
B. Dowler	2	71	35.5	62	1	
D. Anderson	2	18	9.0	12	0	
M. McGee	1	35	35.0	35	0	
Total	13	202	15.5	62	1	
INTERCEPTIONS	No	Yd	Avg	Lg	TD	
H. Adderley	1	60	60.0	60	1	
Total	1	60	60.0	60	1	
PUNT RETURNS	No	Yd	Avg	FC	Lg	TD
W. Wood	3	35	11.7	0	31	0
Total	3	35	11.7	0	31	0
KICK RETURNS	No	Yd	Avg	Lg	TD	
H. Adderley	1	24	24.0	24	0	
T. Williams	1	18	18.0	18	0	
T. Crutcher	1	7	7.0	7	0	
Total	3	49	16.3	24	0	

RAIDERS STARTERS

OFFENSE	DEFENSE
C 00 J. Otto	DT 53 D. Birdwell
G 65 W. Hawkins	DT 74 T. Keating
G 63 E. Upshaw	DE 83 B. Davidson
T 79 H. Schuh	DE 77 I. Lassiter
T 76 B. Sivilus	OLB 34 B. Laskey
TE 33 B. Cannon	LB 34 G. Otto
WR 25 F. Biletnikoff	LB 55 D. Connors
WR 89 B. Miller	CB 24 W. Brown
RB 40 P. Banaszak	CB 77 K. McCloughan
RB 35 H. Dixon	FS 29 H. Williams
QB 3 D. Lamonica	SS 20 W. Powers

PACKERS STARTERS

OFFENSE	DEFENSE
C 57 K. Bowman	DT 74 H. Jordan
G 68 G. Gillingham	DT 77 R. Kostelnik
G 64 J. Kramer	DE 82 L. Aldridge
T 75 F. Gregg	DE 87 W. Davis
T 76 B. Skoronski	OLB 60 L. Caffey
TE 81 M. Fleming	OLB 89 D. Robinson
WR 84 C. Dale	MLB 66 R. Nitschke
WR 86 B. Dowler	CB 26 H. Adderley
RB 44 D. Anderson	CB 21 B. Jeter
RB 36 B. Wilson	FS 24 W. Wood
QB 15 B. Starr	SS 40 T. Brown



SUPER BOWLS

SUPER BOWL XI

Rose Bowl; Sunday, Jan. 9, 1977; Attendance: 103,424; Time: 3:03 PM PST; Weather: 58°F; clear and sunny, 59% humidity, wind NW 5 mph

The 1976 Raiders advanced to Super Bowl XI with a 13-1 regular season record and a 2-0 mark in the playoffs, upending the Pittsburgh Steelers in the AFC Championship Game for the first time in three tries, 24-7. Against the NFC Champion Vikings in front of 103,424 fans at the Rose Bowl, the Silver and Black put forth dominant efforts on both offense and defense in posting a 32-14 victory and capturing the club's first-ever Super Bowl championship.

Oakland built a 16-0 first-half lead as Dave Casper and Pete Banaszak each scored short touchdowns under receptions by Fred Biletnikoff brought the Raiders to the goal line on two separate drives. An additional short-yardage touchdown run by Banaszak in the second half put the Raiders up, 26-7, and set the stage for the signature moment of the contest. With Fran Tarkenton under heavy pressure in the fourth quarter, veteran Willie Brown intercepted a pass and returned it 75 yards for a touchdown to seal the victory.

The Vikings could only muster two second-half touchdowns as the Silver and Black put together a dominant defensive performance, limiting Chuck Foreman to just 44 yards rushing and intercepting Tarkenton twice.

Biletnikoff's 79 yards on four receptions, three of which set up Raider touchdowns, earned him MVP honors, while Clarence Davis helped pace the offense with 137 rushing yards on 16 carries.

Eight Raiders from Super Bowl XI would go on to enshrinement in the Pro Football Hall of Fame, with Owner Al Davis joining Head Coach John Madden, Biletnikoff, Brown, Ted Hendricks, Gene Upshaw, Art Shell and Casper in Canton.



	RAIDERS	VIKINGS
TOTAL FIRST DOWNS	21	20
By Rushing	13	2
By Passing	8	15
By Penalty	0	3
THIRD-DOWN EFFICIENCY	9-19-47%	7-19-37%
FOURTH-DOWN EFFICIENCY	0-1-0%	1-2-50%
TOTAL NET YARDS	429	353
Total Offensive Plays	73	71
Average gain per offensive play	5.9	5.0
NET YARDS RUSHING	266	71
Total Rushing Plays	52	26
Average gain per rushing play	5.1	2.7
NET YARDS PASSING	163	282
Times thrown - yards lost att. to pass	2-17	1-4
Gross yards passing	180	286
PASS ATT-COMP-INT	19-12-0	44-24-2
Average gain per pass play	7.8	6.3
PUNTS Number and Average	5-32.4	7-37.9
TOTAL RETURN YARDS (not inc. kickoffs)	181	150
No. and Yards Punt Returns	4-43	3-14
No. and Yards Kickoff Returns	3-47	7-136
No. and Yards Interception Returns	2-91	0-0
PENALTIES Numbers and Yards	4-30	2-25
FUMBLES Numbers and Lost	0-0	1-1
EXTRA POINTS Made-Attempts	2-4	2-2
FIELD GOALS Made-Attempts	2-3	0-0
SAFETIES	0	0
FINAL SCORE	32	14

SCORING SUMMARY

TM	QTR	TIME	PLAY DESCRIPTION	MIN	OAK
OAK	2	0:48	E. Mann 24 yd. Field Goal (12-90, 5:23)	0	3
OAK	2	7:50	D. Casper 1 yd. pass from K. Stabler (E. Mann kick) (10-64, 5:21)	0	10
OAK	2	11:27	P. Banaszak 1 yd. run (kick failed) (5-35, 2:20)	0	16
OAK	3	9:44	E. Mann 40 yd. Field Goal (5-31, 2:12)	0	19
MIN	3	14:13	S. White 8 yd. pass from F. Tarkenton (F. Cox kick) (12-68, 4:29)	7	19
OAK	4	7:21	P. Banaszak 2 yd. run (E. Mann kick) (4-54, 2:27)	7	26
OAK	4	9:17	W. Brown 75 yd. interception return (kick failed)	7	32
MIN	4	14:35	S. Voigt 13 yd. pass from B. Lee (F. Cox kick) (9-86, 1:31)	14	32

SCORE BY QUARTER

	1	2	3	4	OT	TOTAL
OAKLAND	0	16	3	13	-	32
MINNESOTA	0	0	7	7	-	14

OAKLAND RAIDERS

RUSHING	Att	Yd	Avg	Lg	TD	
C. Davis	16	137	8.6	35	0	
M. Van Egghen	18	73	4.1	11	0	
C. Garrett	4	19	4.8	13	0	
P. Banaszak	10	19	1.9	6	2	
H. Ginn	2	9	4.5	9	0	
M. Rae	2	9	4.5	11	0	
Total	52	266	5.1	35	2	
PASSING	Att	Cm	Yds	TD	Lg	In
K. Stabler	19	12	180	1	48	0
Total	19	12	180	1	48	0
RECEIVING	No	Yd	Avg	Lg	TD	
D. Casper	4	70	17.5	25	1	
F. Biletnikoff	4	79	19.8	48	0	
C. Garrett	1	11	11	11	0	
C. Branch	3	20	6.7	10	0	
Total	12	180	15	48	1	
INTERCEPTIONS	No	Yd	Avg	Lg	TD	
W. Hall	1	16	16	16	0	
W. Brown	1	75	75	75	1	
Total	2	91	45.5	75	1	
PUNT RETURNS	No	Yd	Avg	Lg	TD	
N. Colzie	4	43	10.8	0	25	0
Total	4	43	10.8	0	25	0
KICK RETURNS	No	Yd	Avg	Lg	TD	
C. Garrett	2	47	23.5	24	0	0
M. Siani	1	0	0	0	0	0
Total	3	47	15.7	24	0	0

MINNESOTA VIKINGS

RUSHING	Att	Yd	Avg	Lg	TD	
C. Foreman	17	44	2.6	7	0	
B. McClanahan	3	3	1.0	2	0	
R. Miller	2	4	2.0	3	0	
B. Lee	1	4	4.0	4	0	
S. White	1	7	7.0	7	0	
S. Johnson	2	9	4.5	8	0	
Total	26	71	2.7	8	0	
PASSING	Att	Cm	Yds	TD	Lg	In
F. Tarkenton	35	17	205	1	26	2
B. Lee	9	7	81	1	20	0
Total	44	24	286	2	26	2
RECEIVING	No	Yd	Avg	Lg	TD	
C. Foreman	5	62	12.4	26	0	
A. Rashad	3	53	17.7	25	0	
R. Miller	4	19	4.8	13	0	
S. Voigt	4	49	12.3	15	1	
S. White	5	77	15.4	20	1	
S. Johnson	3	26	8.7	17	0	
Total	24	286	11.9	26	2	
INTERCEPTIONS	No	Yd	Avg	Lg	TD	
	--	--	--	--	--	
PUNT RETURNS	No	Yd	Avg	FC	Lg	TD
L. Willis	3	14	4.7	0	8	0
Total	3	14	4.7	0	8	0
KICK RETURNS	No	Yd	Avg	Lg	TD	
L. Willis	3	57	19	20	0	0
S. White	4	79	19.8	26	0	0
Total	7	136	19.4	26	0	0

RAIDERS STARTERS

OFFENSE	DEFENSE
C 50 D. Dalby	DT 74 D. Rowe
G 64 G. Buehler	DT 60 O. Sistrunk
G 63 E. Upshaw	DE 72 J. Matuszak
T 78 A. Shell	DE 41 P. Villapiano
T 75 J. Vella	LB 83 T. Hendricks
TE 87 D. Casper	LB 58 M. Johnson
WR25 F. Biletnikoff	LB 39 W. Hall
WR21 C. Branch	CB 24 W. Brown
RB 28 C. Davis	CB 26 S. Thomas
RB 30 M. Van Egghen	FS 32 J. Tatum
QB 12 K. Stabler	SS 43 G. Atkinson

VIKINGS STARTERS

OFFENSE	DEFENSE
C 53 M. Tinglehoff	DT 88 A. Page
G 68 C. Goodrum	DT 69 D. Sutherland
G 62 E. Riley	DE 81 C. Eller
T 78 S. White	DE 70 J. Marshall
T 73 R. Vary	LB 59 M. Blair
TE 83 S. Voigt	LB 58 W. Hilgenberg
WR28 A. Rashad	LB 50 J. Siemon
WR85 S. White	CB 20 B. Bryant
RB 44 C. Foreman	CB 43 N. Wright
RB 33 B. McClanahan	FS 22 P. Krause
QB 10 F. Tarkenton	SS 23 J. Wright



SUPER BOWLS

SUPER BOWL XV

Louisiana Superdome; Sunday, Jan. 25, 1981; Attendance: 76,135; Time: 3:13 PM PST; Weather: played indoors, domed stadium

The 1980 Oakland Raiders entered Super Bowl XV against the NFC Champion Philadelphia Eagles as the ultimate underdogs. Not only were the Raiders the first wild card team to advance to the Super Bowl since the NFL adopted the new playoff format in 1978, but the Eagles had already defeated the Silver and Black, 10-7, just eight weeks earlier. This matchup would be markedly different, as a team that started the season with just a 2-3 record would claim the club's second championship with a dominating 27-10 victory.

The Raiders wasted no time establishing themselves in New Orleans, as Rod Martin picked off a Ron Jaworski pass on the game's third play and returned it 37 yards to set up a Jim Plunkett touchdown pass to Cliff Branch. Later in the first quarter, Plunkett hit Kenny King for an 80-yard touchdown strike that set a then-Super Bowl record and gave the Silver and Black a 14-0 lead.

Head coach Tom Flores, employing a philosophy of pressure football, kept the offense firing away in the second half. Plunkett engineered a third-quarter drive that culminated in a 29-yard touchdown pass to Branch that gave the Raiders an insurmountable 21-3 lead. Chris Bahr added two field goals in the second half and the defense, led by a Super Bowl-record three interceptions by Martin, surrendered only a fourth-quarter touchdown.

Plunkett was tabbed for MVP honors after completing 13-of-21 passes for 261 yards and three touchdowns as the Silver and Black became the first wild card team in NFL history to win the Super Bowl.



	RAIDERS	EAGLES
TOTAL FIRST DOWNS	17	19
By Rushing	6	3
By Passing	10	14
By Penalty	1	2
THIRD-DOWN EFFICIENCY	6-12-50%	5-12-42%
FOURTH-DOWN EFFICIENCY	0-0-0%	1-1-100%
TOTAL NET YARDS	377	360
Total Offensive Plays	56	64
Average gain per offensive play	6.7	5.6
NET YARDS RUSHING	117	69
Total Rushing Plays	34	26
Average gain per rushing play	3.4	2.7
NET YARDS PASSING	260	291
Times thrown—yards lost att. to pass	1-1	0-0
Gross yards passing	259	291
PASS ATT-COMP-INT	21-13-0	38-18-3
Average gain per pass play	11.8	7.7
PUNTS Number and Average	3-42	3-36.3
TOTAL RETURN YARDS (not inc. kickoffs)	45	20
No. and Yards Punt Returns	2-1	3-20
No. and Yards Kickoff Returns	3-48	6-87
No. and Yards Interception Returns	3-44	0-0
PENALTIES Numbers and Yards	5-37	6-57
FUMBLES Numbers and Lost	0-0	1-1
EXTRA POINTS Made-Attempts	3-3	1-1
FIELD GOALS Made-Attempts	2-3	1-2
SAFETIES	0	0
FINAL SCORE	27	10

SCORING SUMMARY

TM	QTR	TIME	PLAY DESCRIPTION	OAK	PHI
OAK	1	6:04	C. Branch 2 yd. pass from J. Plunkett (C. Bahr kick) (7-30, 4:16)	7	0
OAK	1	14:51	K. King 80 yd. pass from J. Plunkett (C. Bahr kick) (3-86, 0:57)	14	0
PHI	2	4:32	T. Franklin 30 yd. Field Goal (8-61, 4:41)		14
OAK	3	2:36	C. Branch 29 yd. pass from J. Plunkett (C. Bahr kick) (5-76, 2:36)	21	3
OAK	3	10:25	C. Bahr 46 yd. Field Goal (7-40, 3:45)	24	3
PHI	4	1:01	K. Krefle 8 yd. pass from R. Jaworski (T. Franklin kick) (12-88, 5:36)	24	10
OAK	4	6:31	C. Bahr 35 yd. Field Goal (11-72, 5:30)	27	10

SCORE BY QUARTER

	1	2	3	4	OT	TOTAL
OAKLAND	14	0	10	3	—	27
PHILADELPHIA	0	3	0	7	—	10

OAKLAND RAIDERS

RUSHING	Att	Yd	Avg	Lg	TD	
M. van Eeghen	18	75	4.2	8	0	
K. King	6	18	3.0	6	0	
D. Jensen	4	17	4.3	6	0	
J. Plunkett	3	9	3.0	5	0	
A. Whittington	3	-2	-0.7	2	0	
Total	34	117	3.4	8	0	
PASSING	Att	Cm	Yds	TD	Lg	In
J. Plunkett	21	13	261	3	80	0
Total	21	13	261	3	80	0
RECEIVING	No	Yd	Avg	Lg	TD	
C. Branch	5	67	13.4	29T	2	
B. Chandler	4	77	19.3	32	0	
K. King	2	93	46.5	80T	1	
R. Chester	2	24	12.0	16	0	
Total	13	261	20.1	80T	3	
INTERCEPTIONS	No	Yd	Avg	Lg	TD	
R. Martin	3	44	14.7	25	0	
Total	3	44	14.7	25	0	
PUNT RETURNS	No	Yd	Avg	FC	Lg	TD
I. Matthews	2	1	0.5	1	2	0
Total	2	1	0.5	1	2	0
KICK RETURNS	No	Yd	Avg	Lg	TD	
I. Matthews	2	29	14.5	21	0	
K. Moody	1	19	19	19	0	
Total	3	48	16	21	0	

PHILADELPHIA EAGLES

RUSHING	Att	Yd	Avg	Lg	TD	
W/Montgomery	16	44	2.8	8	0	
L. Harris	7	14	2.0	5	0	
L. Giammona	1	7	7.0	7	0	
P. Harrington	1	4	4.0	4	0	
R. Jaworski	1	0	0.0	0	0	
Total	26	69	2.7	8	0	
PASSING	Att	Cm	Yds	TD	Lg	In
R. Jaworski	38	18	291	1	43	3
Total	38	18	291	1	43	3
RECEIVING	No	Yd	Avg	Lg	TD	
W/Montgomery	6	19	3.2	25	0	
H. Carmichael	5	83	16.6	29	0	
C. Smith	2	59	29.5	43	0	
K. Krefple	2	16	8.0	8T	1	
J. Spagnola	1	22	22.0	22	0	
R. Parker	1	19	19.0	19	0	
L. Harris	1	1	1.0	1	0	
Total	18	219	12.2	43	1	
INTERCEPTIONS	No	Yd	Avg	Lg	TD	
	--	--	--	--	--	
PUNT RETURNS	No	Yd	Avg	FC	Lg	TD
J. Sciarra	2	18	9.0	0	12	0
W. Henry	1	2	2.0	0	2	0
Total	3	20	6.7	0	12	0
KICK RETURNS	No	Yd	Avg	Lg	TD	
B. Campfield	5	87	17.4	21	0	
P. Harrington	1	0	0.0	0	0	
Total	6	87	14.5	21	0	

RAIDERS STARTERS

OFFENSE	DEFENSE
C 50 D. Dalby	NT 62 R. Kinlaw
G 65 M. Marvin	DE 73 D. Browning
G 63 E. Upshaw	DE 72 J. Matuszak
T 70 H. Lawrence	LB 83 T. Hendricks
T 78 A. Shell	LB 53 R. Martin
TE 88 R. Chester	LB 55 M. Millen
WR 85 B. Chandler	LB 51 B. Nelson
WR 21 C. Branch	CB 37 L. Hayes
RB 33 K. King	CB 35 D. O'Steen
RB 30 M. van Eeghen	FS 44 B. Owens
QB 16 J. Plunkett	SS 36 M. Davis

EAGLES STARTERS

OFFENSE	DEFENSE
C 50 G. Morris	NT 65 C. Johnson
G 69 W. Peoples	DE 78 C. Hairston
G 62 P. Perot	DE 68 D. Harrison
T 76 J. Sisemore	LB 95 J. Bunting
T 75 S. Walters	LB 56 J. Robinson
TE 84 K. Krefle	LB 66 B. Bergey
WR 17 H. Carmichael	LB 55 F. LeMaster
WR 88 J. Spagnola	CB 46 H. Edwards
RB 20 L. Harris	CB 43 R. Young
RB 31 W. Montgomery	SS 22 B. Wilson
QB 7 R. Jaworski	SS 41 R. Logan



SUPER BOWLS

SUPER BOWL XVIII

Tampa Stadium; Sunday, Jan. 22, 1984; Attendance: 72,920; Time: 3:31 PM PST; Weather: 68°F; partly cloudy, wind NE 20 mph

Famously dubbed "Black Sunday" by NFL Films, Super Bowl XVIII put on display the best that the NFL had to offer as the Los Angeles Raiders drubbed the Washington Redskins, 38-9. The resounding victory rested on the running brilliance of Marcus Allen and the strength of dominating defense and special teams play that lifted the Raiders to the club's third Super Bowl title in eight years.

Clad in their famous black jerseys, the Raiders jumped on the scoreboard first as Derrick Jensen blocked a first-quarter punt deep in Washington territory and fell on the ball in the end zone for a touchdown. In the second quarter, Jim Plunkett orchestrated an efficient three-play drive that culminated in a 12-yard touchdown pass to Cliff Branch.

After a Redskins field goal, the Silver and Black defense would strike just moments before halftime. Keying on a Washington screen pass play that had worked successfully against the Raiders during a regular season meeting between the two teams, defensive coordinator Charlie Sumner inserted reserve Jack Squirek with time winding down in the first half. As Joe Theismann lobbed a screen out towards Joe Washington from the 12-yard line, Squirek stepped in front of the pass and returned the interception for a touchdown to give the Raiders a 21-3 halftime advantage.

The Raiders' second half performance was just as dominant as the team shifted focus to its running game, led by Allen. The second-year running back scored a third-quarter touchdown on a 5-yard run before breaking off perhaps the finest run in Super Bowl history later in the same period. Allen took a handoff from Plunkett and started left on the play but went too wide for his blocking and reversed his field, burst free of pursuit and found the end zone after a 74-yard sprint to give the Raiders an insurmountable lead and give the city of Los Angeles its first and only Super Bowl victory.

Allen was the easy choice as the game's Most Valuable Player, gaining 191 yards on 20 carries with two touchdowns.

	REDSKINS	RAIDERS
TOTAL FIRST DOWNS	19	18
By Rushing	7	8
By Passing	10	9
By Penalty	2	1
THIRD-DOWN EFFICIENCY	6-17-35%	5-13-38%
FOURTH-DOWN EFFICIENCY	0-1-0%	0-0-0%
TOTAL NET YARDS	283	385
Total Offensive Plays	73	60
Average gain per offensive play	3.9	6.4
NET YARDS RUSHING	90	231
Total Rushing Plays	32	33
Average gain per rushing play	2.8	7.0
NET YARDS PASSING	193	154
Times thrown - yards lost att. to pass	6-50	2-18
Gross yards passing	243	172
PASS ATT-COMP-INT	35-16-2	25-16-0
Average gain per pass play	4.7	5.7
PUNTS Number and Average	8-32.4	7-42.7
TOTAL RETURN YARDS (not inc. kickoffs)	167	30
No. and Yards Punt Returns	2-35	2-8
No. and Yards Kickoff Returns	7-132	1-17
No. and Yards Interception Returns	0-0	2-5
PENALTIES Numbers and Yards	4-62	7-56
FUMBLES Numbers and Lost	1-1	3-2
EXTRA POINTS Made-Attempts	0-1	5-5
FIELD GOALS Made-Attempts	1-2	1-1
SAFETIES	0	0
FINAL SCORE	9	38

SCORING SUMMARY

TM	QTR	TIME	PLAY DESCRIPTION	WASH	LA
LA	1	4:52	D. Jensen blocked punt return (C. Bahr kick)	0	7
LA	2	5:46	C. Branch 12 yd. pass from J. Plunkett (C. Bahr kick) (3-65, 1:34)	0	14
WR	2	11:55	M. Moseley 24 yd. Field Goal (13-73, 6:09)	3	14
LA	2	14:53	J. Squirek 5 yd. interception return (C. Bahr kick)	3	21
WR	3	4:08	J. Riggins 1 yd. run (kick blocked) (9-70, 4:08)	9	21
LA	3	7:54	M. Allen 5 yd. run (C. Bahr kick) (8-70, 3:46)	9	28
LA	3	15:00	M. Allen 74 yd. run (C. Bahr kick) (1-74, 0:12)	9	35
LA	4	12:36	C. Bahr 21 yd. Field Goal (8-55, 3:55)	9	38

SCORE BY QUARTER

	1	2	3	4	OT	TOTAL
LOS ANGELES	7	14	14	3	-	38
WASHINGTON	0	3	6	0	-	9

LOS ANGELES RAIDERS

RUSHING	Att	Yd	Avg	Lg	TD	
M. Allen	20	191	9.5	74	2	
K. King	3	12	4.0	10	0	
F. Hawkins	3	6	2.0	3	0	
G. Pruitt	5	17	3.4	11	0	
J. Plunkett	1	-2	-2.0	-2	0	
C. Willis	1	7	7.0	7	0	
Total	33	231	7.0	74	2	
PASSING	Att	Cm	Yds	TD	Lg	In
J. Plunkett	25	16	172	1	50	0
Total	25	16	172	1	50	0
RECEIVING	No	Yd	Avg	Lg	TD	
M. Allen	2	18	12	0	0	
K. King	2	8	4.0	7	0	
T. Christensen	4	32	8.0	14	0	
C. Branch	6	94	15.7	50	1	
F. Hawkins	2	20	10.0	14	0	
Total	16	172	10.8	50	1	
INTERCEPTIONS	No	Yd	Avg	Lg	TD	
J. Squirek	1	5	5	5	1	
M. Haynes	1	0	0	0	0	
Total	2	5	2.5	5	1	
PUNT RETURNS	No	Yd	Avg	FC	Lg	TD
T. Watts	1	0	0	0	0	0
G. Pruitt	1	8	8	3	8	0
Total	2	8	4.0	3	8	0
KICK RETURNS	No	Yd	Avg	Lg	TD	
G. Pruitt	1	17	17	17	0	
Total	1	17	17	17	0	

WASHINGTON REDSKINS

RUSHING	Att	Yd	Avg	Lg	TD	
J. Riggins	26	64	2.5	8	1	
J. Theismann	3	18	6.0	8	0	
J. Washington	3	8	2.7	5	0	
Total	32	90	2.8	8	1	
PASSING	Att	Cm	Yds	TD	Lg	In
J. Theismann	35	16	243	0	60	2
Total	35	16	243	0	60	2
RECEIVING	No	Yd	Avg	Lg	TD	
C. Didier	5	65	13.0	20	0	
J. Washington	3	20	6.7	10	0	
C. Garrett	1	17	17.0	17	0	
C. Brown	3	93	31.0	60	0	
N. Gaiquinto	2	21	10.5	14	0	
A. Monk	1	26	26.0	26	0	
J. Riggins	1	1	1.0	1	0	
Total	16	243	15.2	60	0	
INTERCEPTIONS	No	Yd	Avg	Lg	TD	
-	-	-	-	-	-	
PUNT RETURNS	No	Yd	Avg	FC	Lg	TD
N. Gaiquinto	1	1	1.0	2	1	0
D. Green	1	34	34.0	0	34	0
Total	2	35	17.5	2	34	0
KICK RETURNS	No	Yd	Avg	Lg	TD	
C. Garrett	5	100	20.0	35	0	
D. Grant	1	32	32.0	32	0	
B. Kimball	1	0	0.0	0	0	
Total	7	132	18.6	35	0	

RAIDERS STARTERS

OFFENSE	DEFENSE
C 50 D. Dalby	NT 62 R. Kinlaw
G 73 C. Hannah	DE 77 L. Alzado
G 65 M. Marvin	DE 75 H. Long
T 79 B. Davis	LB 83 T. Hendricks
T 70 H. Lawrence	LB 53 R. Martin
TE 46 T. Christensen	LB 55 M. Millen
WR 80 M. Barnwell	LB 51 B. Nelson
WR 21 C. Branch	CB 37 L. Hayes
RB 32 M. Allen	CB 22 M. Haynes
RB 33 K. King	FS 26 V. McElroy
QB 16 J. Plunkett	SS 36 M. Davis

REDSKINS STARTERS

OFFENSE	DEFENSE
C 53 J. Bostic	DT 65 D. Butz
G 68 R. Grimm	DT 77 D. Grant
G 73 M. May	DE 79 T. Liebenstein
T 66 J. Jacoby	DE 72 D. Manley
T 74 G. Stark	LB 55 M. Kaufman
TE 88 R. Walker	LB 57 R. Milot
TE 85 D. Warren	LB 52 N. Olkewicz
WR 87 C. Brown	CB 28 D. Green
WR 81 A. Monk	CB 24 A. Washington
RB 44 J. Riggins	FS 29 M. Murphy
QB 7 J. Theismann	SS 48 K. Coffey



SUPER BOWLS

SUPER BOWL XXXVII

Qualcomm Stadium; Sunday, Jan. 26, 2003; Attendance: 67,603; Time: 3:50 PM PST; Weather: 81°F; sunny, 21% humidity, wind WSW 8 mph

After three seasons of knocking on the door, the 2002 Raiders broke through to earn a place in the Super Bowl for the fifth time in franchise history. Led by NFL Most Valuable Player Rich Gannon, the Silver and Black claimed a third-straight AFC West title in 2002, and dispatched the Tennessee Titans in the AFC Championship Game, 41-24, in dominating fashion. The team's ultimate goal of a fourth Super Bowl title would prove elusive, however, as the Raiders fell to the Tampa Bay Buccaneers in Super Bowl XXXVII in San Diego, 48-21.



The Raiders got on the board first, capitalizing on a Charles Woodson interception on the game's first possession and getting a 40-yard field goal from Sebastian Janikowski. The score would be the last until late in the third quarter for the Raiders, as the Buccaneers reeled off 34 unanswered points to build a large lead.

The Silver and Black got back into the game with three touchdowns in the second half. Gannon connected with Jerry Porter on touchdown passes of 39 and 48 yards, respectively, and Eric Johnson returned a blocked punt 13 yards for a score to move the Raiders to within two scores at 34-21 in the fourth quarter.

Tampa Bay halted any chance of a Raider comeback with two interception returns for touchdowns in the fourth quarter, one by Derrick Brooks for 44 yards and one by Dwight Smith on a tipped pass for 50 yards.

SCORING SUMMARY

TM	QTR	TIME	PLAY DESCRIPTION	OAK	TB
OAK	1	10:40	S. Janikowski 40 yd. Field Goal (7-14, 2:55)	3	0
TB	1	7:51	M. Gramatica 31 yd. Field Goal (9-58, 2:49)		3
TB	2	11:16	M. Gramatica 43 yd. Field Goal (9-26, 3:53)		6
TB	2	6:24	M. Alstott 2 yd. run (M. Gramatica kick) (4-27, 2:02)		13
TB	2	0:30	K. McCardell 5 yd. pass from B. Johnson (M. Gramatica kick)		20
TB	3	5:30	K. McCardell 8 yd. pass from B. Johnson (M. Gramatica kick)		27
TB	3	4:47	D. Smith 44 yd. interception return (M. Gramatica kick)		34
OAK	3	2:14	J. Porter 39 yd. pass from R. Gannon (pass failed) (8-82, 2:33)	9	34
OAK	4	14:16	E. Johnson 13 yd. return of blocked punt (pass failed)	15	34
OAK	4	6:06	J. Rice 48 yd. pass from R. Gannon (pass failed) (8-78, 2:56)	21	34
TB	4	1:18	D. Brooks 44 yd. interception return (M. Gramatica kick)		21
TB	4	0:02	D. Smith 50 yd. interception return (M. Gramatica kick)		21

	RAIDERS	BUCS
TOTAL FIRST DOWNS	11	24
By Rushing	1	6
By Passing	9	15
By Penalty	1	3
THIRD-DOWN EFFICIENCY	7-16-44%	6-15-40%
FOURTH-DOWN EFFICIENCY	0-0-0%	0-1-0%
TOTAL NET YARDS	269	365
Total Offensive Plays	60	76
Average gain per offensive play	4.5	4.8
NET YARDS RUSHING	19	150
Total Rushing Plays	11	42
Average gain per rushing play	1.7	3.6
NET YARDS PASSING	250	215
Times thrown - yards lost att. to pass	5-22	0-0
Gross yards passing	272	215
PASS ATT-COMP-INT	44-24-5	34-18-1
Average gain per pass play	5.1	6.3
PUNTS Number and Average	5-1-1	9-0-0
TOTAL RETURN YARDS (not inc. kickoffs)	41	197
No. and Yards Punt Returns	3-29	1-25
No. and Yards Kickoff Returns	9-149	4-90
No. and Yards Interception Returns	1-12	5-172
PENALTIES Numbers and Yards	7-51	5-41
FUMBLES Numbers and Lost	1-0	1-0
EXTRA POINTS Made-Attempts	0-3	6-6
FIELD GOALS Made-Attempts	1-1	2-2
SAFETIES	0	0
FINAL SCORE	21	48

SCORE BY QUARTER

	1	2	3	4	OT	TOTAL
OAKLAND	3	0	6	12	-	21
TAMPA BAY	3	17	14	14	-	48

OAKLAND RAIDERS

RUSHING	Att	Yd	Avg	Lg	TD	
C. Garner	7	10	1.4	4	0	
Z. Crockett	2	6	3.0	4	0	
R. Gannon	2	3	1.5	2	0	
Total	11	19	1.7	4	0	
PASSING	Att	Cm	Yds <th>TD</th> <th>Lg</th> <th>In</th>	TD	Lg	In
R. Gannon	44	24	272	2	48	5
Total	44	24	272	2	48	5
RECEIVING	No	Yd	Avg	Lg	TD	
C. Garner	7	51	7.3	9	0	
J. Rice	5	77	15.4	48	1	
D. Jolley	5	59	11.8	25	0	
J. Porter	4	62	15.5	39	1	
T. Brown	1	9	9.0	9	0	
J. Ritchie	1	7	7.0	7	0	
T. Wheatley	1	7	7.0	7	0	
Total	24	272	11.3	48	2	
INTERCEPTIONS	No	Yd	Avg	Lg	TD	
C. Woodson	1	12	12.0	12	0	
Total	1	12	12.0	12	0	
PUNT RETURNS	No	Yd	Avg	FC	Lg	TD
D. Gordon	3	29	9.7	0	17	0
T. Brown	0	0	0.0	1	0	0
Total	3	29	9.7	1	17	0
KICK RETURNS	No	Yd	Avg	Lg	TD	
M. Knight	8	143	17.9	2	0	
C. Cooper	1	6	6.0	6	0	
Total	9	149	16.6	29	0	

TAMPA BAY BUCCANEERS

RUSHING	Att	Yd	Avg	Lg	TD	
M. Pittman	29	124	4.3	24	0	
M. Alstott	10	15	1.5	5	1	
B. Johnson	1	10	10.0	10	0	
A. Stecker	1	1	1.0	1	0	
T. Tupa	1	0	0.0	0	0	
Total	42	150	3.6	24	1	
PASSING	Att	Cm	Yds <th>TD</th> <th>Lg</th> <th>In</th>	TD	Lg	In
B. Johnson	34	18	215	2	33	1
Total	34	18	215	2	33	1
RECEIVING	No	Yd	Avg	Lg	TD	
K. Johnson	6	69	11.5	18	0	
M. Alstott	5	43	8.6	16	0	
J. Jurevicius	4	78	19.5	33	0	
K. McCardell	2	13	6.5	8	2	
K. Dilger	1	12	12.0	12	0	
Total	18	215	11.9	33	2	
INTERCEPTIONS	No	Yd	Avg	Lg	TD	
D. Smith	2	94	47.0	50	2	
D. Jackson	2	34	17.0	25	0	
D. Brooks	1	44	44.0	44	1	
Total	18	215	11.9	33	2	
PUNT RETURNS	No	Yd	Avg	FC	Lg	TD
K. Williams	1	25	25.0	4	25	0
Total	1	25	25.0	4	25	0
KICK RETURNS	No	Yd	Avg	Lg	TD	
A. Stecker	3	67	22.3	27	0	
D. Smith	1	23	23.0	23	0	
[TOUCHBACK]	1	0	0.0	0	0	
Total	4	90	22.5	27	0	

RAIDERS STARTERS

OFFENSE	DEFENSE
C 62 A. Treu	DT 95 S. Adams
LG 73 F. Middleton	DT 97 J. Parrella
RG 79 M. Collins	DE 99 D. Grant
LT 65 B. Sims	DE 91 R. Upshaw
RT 72 L. Kennedy	LB 53 B. Romanowski
TE 88 D. Jolley	LB 50 E. Barton
WR81 T. Brown	LB 58 N. Harrison
WR80 L. Rice	CB 24 C. Woodson
WR84 J. Porter	CB 20 T. James
RB 25 C. Garner	FS 26 R. Woodson
QB 12 R. Gannon	SS 33 A. Dorsett

BUCCANEERS STARTERS

OFFENSE	DEFENSE
C 62 J. Christy	DT 99 W. Sapp
LG 71 K. Jenkins	NT 91 C. Darby
RG 60 C. Coleman	LE 94 G. Spires
LT 72 R. Oben	RE 97 S. Rice
RT 68 K. Walker	DB 26 D. Smith
TE 85 K. Dilger	LB 53 S. Quarles
WR19 K. Johnson	LB 55 D. Brooks
WR87 K. McCardell	CB 25 B. Kelly
RB 32 M. Pittman	CB 20 R. Barber
FB 40 M. Alstott	FS 34 D. Jackson
QB 14 B. Johnson	SS 47 J. Lynch



PLAYOFF HISTORY

RAIDERS 40, HOUSTON OILERS 7

1967 AFL Championship

Dec. 31, 1967 at
Oakland-Alameda County Coliseum;
Oakland, Calif.

The Raiders made a splash in the organization's first-ever postseason contest, posting an emphatic 40-7 victory over Houston in front of 53,330 fans at Oakland-Alameda County Coliseum.

Fullbacks Pete Banaszak (15-116) and Hewritt Dixon (22-141) each topped 100 yards on the ground and quarterback Daryle Lamonica tossed a pair of touchdown passes and rushed for an additional score in the rout. Veteran kicker George Blanda added three field goals for Oakland.

Following a tight first period, Dixon got the Raiders on the board with a 69-yard touchdown scamper around left end in the second quarter. Blanda set up for a field-goal attempt on fourth-and-1 later in the frame, but Lamonica took the snap and connected with tight end Dave Kocourek for a 17-yard touchdown pass to give the Raiders a 17-0 lead at the half.

In the third quarter, Lamonica's 1-yard dive and the first of Blanda's three field goals gave Oakland an insurmountable 27-0 lead. Two more Blanda field goals and a 12-yard touchdown pass from Lamonica to wide receiver Bill Miller in the fourth period closed out the scoring for the day for Oakland, earning for the Raiders the right to represent the American Football League in the second AFL-NFL Championship.

	1	2	3	4	F
Houston Oilers	0	0	0	7	7
Raiders	3	14	10	13	40

OAK - Blanda 37 yd. FG
OAK - Dixon 69 yd. run (Blanda kick)
OAK - Kocourek 17 yd. pass from Lamonica (Blanda kick)
OAK - Lamonica 1 yd. run (Blanda kick)
OAK - Blanda 40 yd. FG
OAK - Blanda 42 yd. FG
HOU - Frazier 5 yd. pass from Beathard (Wittenborn kick)
OAK - Blanda 36 yd. FG
OAK - Miller 12 yd. pass from Lamonica (Blanda kick)

RAIDERS 41, KANSAS CITY 6

1968 AFL Playoff

Dec. 22, 1968 at Oakland-Alameda County Coliseum; Oakland, Calif.

Deadlocked atop the AFL Western Division standings with identical 12-2 records, the Raiders and Chiefs met in a playoff contest to determine the New York Jets' opponent in the 1968 AFL Championship Game. Oakland used a devastating air attack behind quarterback Daryle Lamonica and receivers Fred Biletnikoff and Warren Wells to hand Kansas City a 41-6 defeat and book a date with Joe Namath's Jets for a shot at the team's second straight AFL title.

Lamonica lived up to his "Mad Bomber" moniker, passing for 347 yards on 19 completions with five touchdowns on the day. All of Lamonica's scoring tosses went to either Biletnikoff (7-180-3) or Wells (4-93-2), while an opportunistic Raider defense picked off Chiefs quarterback Len Dawson four times in the decisive victory.

Oakland jumped out to a 21-0 lead in the first quarter following two touchdown passes from Lamonica to Biletnikoff and an additional scoring toss to Wells. The Chiefs got into the action with a pair of Jan Stenerud field goals in the second quarter, but a 54-yard pass on a third-and-8 play for Biletnikoff's third scoring catch gave

the Raiders a 28-6 advantage at the half.

Following a scoreless third period, Lamonica hooked up with Wells for a 35-yard touchdown pass in the fourth quarter to extend the Oakland lead. Well's second touchdown of the day and a pair of George Blanda field goals following interceptions by defensive backs Willie Brown and Nemiah Wilson sealed the victory for the Silver and Black.

	1	2	3	4	F
Kansas City	0	6	0	0	6
Raiders	21	7	0	13	41

OAK - Biletnikoff 24 yd. pass from Lamonica (Blanda kick)
OAK - Wells 23 yd. pass from Lamonica (Blanda kick)
OAK - Biletnikoff 44 yd. pass from Lamonica (Blanda kick)
KC - Stenerud 10 yd. FG
KC - Stenerud 8 yd. FG
OAK - Biletnikoff 54 yd. pass from Lamonica (Blanda kick)
OAK - Wells 35 yd. pass from Lamonica (Blanda kick)
OAK - Blanda 41 yd. FG
OAK - Blanda 40 yd. FG

NEW YORK JETS 27, RAIDERS 23

1968 AFL Championship

Dec. 29, 1968 at Shea Stadium;
Flushing Meadows, N.Y.

Just six weeks after the two teams met in the famed "Heidi Game," the Raiders' quest for a second straight AFL title came to an end as Joe Namath's 6-yard touchdown pass to receiver Don Maynard with just under eight minutes remaining in regulation lifted the Jets to a 27-23 win in a back-and-forth struggle.

Oakland quarterback Daryle Lamonica posted a second prolific passing performance in as many weeks, completing 20-of-47 attempts for a franchise-record 406 yards and one touchdown. Fred Biletnikoff hauled in seven passes for 190 yards and one touchdown to lead all receivers.


After surrendering 10 points in the first quarter, a 29-yard scoring pass from Lamonica to Biletnikoff and a George Blanda field goal trimmed the New York lead to 13-10 entering the half. Blanda tied the score with a 9-yard field goal midway through the third period, but the Jets took the lead once again by way of a 20-yard pass from Namath to Pete Lammons, setting up a wildly entertaining fourth quarter.

Blanda's third field goal of the day, a 20-yarder, cut the lead to four points in the final period and rookie defensive back George Atkinson picked off a Namath pass and returned it to New York's 5-yard line on the ensuing possession. Fullback Pete Banaszak barreled into the end zone on the very next play, giving the Raiders their first lead of the game.

The Jets came back with a three-play scoring drive, culminating in Namath's touchdown pass to Maynard after the two had hooked up for a 52-yard gain on the previous play. Lamonica took the Raiders deep into scoring range on two more fourth-quarter drives, the second of which ended on an incomplete swing pass intended for Charlie Smith that was ruled a lateral and recovered by the Jets.

	1	2	3	4	F
Raiders	0	10	3	10	23
NY Jets	10	3	7	7	27

NYJ - Maynard 14 yd. pass from Namath (Turner kick)
NYJ - Turner 33 yd. FG
OAK - Biletnikoff 29 yd. pass from Lamonica (Blanda kick)
NYJ - Turner 36 yd. FG
OAK - Blanda 26 yd. FG
OAK - Blanda 9 yd. FG
NYJ - Lammons 20 yd. pass from Namath (Turner kick)
OAK - Blanda 20 yd. FG
OAK - Banaszak 5 yd. run (Blanda kick)
NYJ - Maynard 6 yd. pass from Namath (Turner kick)






PLAYOFF HISTORY

RAIDERS 56, HOUSTON OILERS 7

1969 AFL Divisional Playoff

Dec. 21, 1969 at
Oakland-Alameda County Coliseum;
Oakland, Calif.



Quarterback Daryle Lamonica, in perhaps his finest hour as a pro, set a single-game playoff record with six touchdown passes to lead the Silver and Black to a swift and decisive 56-7 victory over the visiting Houston Oilers in an AFL Divisional Playoff.

Under the direction of first-year head coach John Madden, a quick-strike offense and a smothering defense paced the Raiders to 28 first-quarter points. On the team's second possession, Lamonica connected with running back Larry Todd for a 40-yard completion, setting up a 13-yard scoring pass to receiver Fred Biletnikoff. On the ensuing possession, defensive back George Atkinson picked off a pass from Houston quarterback Pete Beathard and returned it 57 yards for a touchdown, staking the Raiders to a 14-0 advantage.

The Raider defense struck again on the Oilers' next series, as lineman Carleton Oats recovered a fumble on a first-down play. The turnover set up another scoring strike, with Lamonica finding receiver Rod Sherman for a 24-yard score. Another Oiler fumble, this time by Beathard on a first-down snap, set up an immediate 31-yard scoring pass from Lamonica to Biletnikoff.

Oakland's offense continued to fire on all cylinders in the second quarter, as Lamonica hooked up with running back Charlie Smith for a 60-yard touchdown catch-and-run to make the score 35-0.

Third-quarter touchdown passes to Sherman and tight end Billy Cannon gave Lamonica the record and effectively put the game out of reach for Houston. A late fourth-quarter touchdown pass from Beathard was equaled by a 5-yard touchdown run from full-back Marv Hubbard to round out the scoring.

Lamonica's touchdown bounty established the single-game playoff standard, and has been matched only twice since his record-setting day. As a team, the win over Houston remains the highest playoff point total and largest postseason margin of victory in franchise history.

	1	2	3	4	F
Houston Oilers	0	0	0	7	7
Raiders	28	7	14	7	56

OAK - Biletnikoff 13 yd. pass from Lamonica (Blanda kick)
OAK - Atkinson 57 yd. interception return (Blanda kick)
OAK - Sherman 24 yd. pass from Lamonica (Blanda kick)
OAK - Biletnikoff 31 yd. pass from Lamonica (Blanda kick)
OAK - C. Smith 60 yd. pass from Lamonica (Blanda kick)
OAK - Sherman 23 yd. pass from Lamonica (Blanda kick)
OAK - Cannon 3 yd. pass from Lamonica (Blanda kick)
HOU - Reed 8 yd. pass from Beathard (Gerela kick)
OAK - Hubbard 4 yd. run (Blanda kick)

KANSAS CITY 17, RAIDERS 7

1969 AFL Championship

Jan. 4, 1970 at
Oakland-Alameda County Coliseum;
Oakland, Calif.



The final American Football League Championship fittingly took place in Oakland, as the Raiders had come to dominate the AFL's Western Division, advancing to the championship contest for the third straight season.

A stifling Kansas City defense and a balanced offense led by quarterback Len Dawson conspired to derail the Raiders' attempt for a second AFL title in three seasons. The Chiefs' defense harassed Oakland quarterbacks Daryle Lamonica and George Blanda, forcing the signal-callers to throw four interceptions. Despite the best efforts of running back Charlie Smith, who totaled eight catches for 86 yards and rushed for the Raiders' lone touchdown, the high-flying Oakland offense was limited to its lowest point total of the season.

Smith got the Raiders on the scoreboard first, scampering in around left end from three yards out to cap a 66-yard drive at the end of the first quarter. The Chiefs leveled the score behind a 1-yard scoring plunge by running back Wendell Hayes, and the teams entered the half tied at seven.

Blanda entered the contest at quarterback for Lamonica, who sustained a hand injury, in the third quarter but was picked off deep in Kansas City territory. The Chiefs capitalized on the ensuing possession, marching 94 yards on a drive that culminated in a 5-yard touchdown run by running back Robert Holmes.

Back in the huddle, Lamonica and the Raiders attempted to even the score, but the dinged-up quarterback was picked off on three straight possessions in the fourth quarter. A Jan Stenerud field goal capped the scoring for Kansas City, which came away with the upset victory in Oakland.


	1	2	3	4	F
Kansas City	0	7	7	3	17
Raiders	7	0	0	0	7

OAK - C. Smith 3 yd. run (Blanda kick)
KC - Hayes 1 yd. run (Stenerud kick)
KC - Holmes 5 yd. run (Stenerud kick)
KC - Stenerud 22 yd. FG

RAIDERS 21, MIAMI 14

1970 AFC Divisional Playoff

Dec. 27, 1970 at
Oakland-Alameda County Coliseum;
Oakland, Calif.



The Raiders spoiled Miami's post-season debut on a muddy Coliseum field, using an opportunistic passing attack to upend the upstart Dolphins. Quarterback Daryle Lamonica tossed two touchdown passes and defensive back Willie Brown's 50-yard interception return for a touchdown earned the Raiders a spot in the first AFC Championship game with the 21-14 win.

Miami struck first, as quarterback Bob Griese found receiver Paul Warfield in the end zone for a 16-yard touchdown pass in the second quarter. Oakland pulled even near the half, as Lamonica connected with receiver Fred Biletnikoff for a 22-yard score with 1:50 left on the clock.

Oakland drove to the Miami 2-yard line on the opening possession of the third quarter, but a fumble by running back Charlie



PLAYOFF HISTORY

Smith was recovered by safety Jake Scott. The Dolphins drove to their own 38-yard line but a Griesse pass intended for Warfield was picked off by Brown and returned half the length of the field for a score.

Following a missed Miami field-goal attempt early in the fourth quarter, Lamonica unleashed an 82-yard touchdown pass to receiver Rod Sherman with 9:34 left to play, extending the Raider lead. Griesse led the Dolphins to within one score with a 7-yard scoring toss to Willie Richardson, but the Oakland defense held firm on Miami's following possession to close out the victory.


	1	2	3	4	F
Miami	0	7	0	7	14
Raiders	0	7	7	7	21

MIA - Warfield 16 yd. pass from Griesse (Yepremian kick)
 OAK - Biletnikoff 22 yd. pass from Lamonica (Blanda kick)
 OAK - Brown 50 yd. interception return (Blanda kick)
 OAK - Sherman 82 yd. pass from Lamonica (Blanda kick)
 MIA - Richardson 7 yd. pass from Griesse (Yepremian kick)

BALTIMORE COLTS 27, RAIDERS 17

1970 AFC Championship

Jan. 3, 1971 at Memorial Stadium;
 Baltimore, Md.



The Silver and Black fell short of a Super Bowl berth for the third straight season, falling to Baltimore on a barren Memorial Stadium field in the first AFC Championship game, 27-17.

The matchup between Oakland, owners of the league's top offense, and the Colts, who were led by legendary signal-caller Johnny Unitas, made for a most compelling championship battle that was dubbed the "Duel in the Dust" by NFL Films.

The Baltimore defense immediately posed problems for quarterback Daryle Lamonica, and the Raider offense stalled in the first quarter, failing to record a first down. Rookie kicker Jim O'Brien gave the Colts the lead midway through the opening frame, booting a 16-yard field goal.

Oakland drove into Colts territory early in the second period but Lamonica was sacked by Bubba Smith, forcing the quarterback to leave the game due to injury. Grizzled veteran George Blanda was called into action once again, looking to spark the Raiders to victory as he had over a remarkable five-game stretch during the regular season. After a 2-yard touchdown plunge by rookie running back Norm Bulaich put the Colts up 10-0, the Raiders drove into Colts territory and Blanda put Oakland on the board with a 48-yard field goal.

Blanda quickly drew the Raiders level in the third quarter, piloting the half's opening drive and connecting with receiver Fred Biletnikoff for a 38-yard touchdown pass. The Colts answered immediately with a field goal and took a commanding lead at the end of the period on Bulaich's second rushing touchdown of the day, an expertly-blocked 11-yard scamper around left end.

The Raiders pulled to within three points on their first drive of the fourth period. Blanda hit Warren Wells for a 15-yard touchdown, part of a five-catch, 108-yard day for the deep-threat receiver. Matching Blanda blow-for-blow was the immeasurable Unitas, who promptly tossed a 68-yard scoring strike to receiver Ray Perkins to bring the Colts' lead back to 10 points.

Blanda's magic could not rally the Raiders again, however, as two of the team's final four possessions resulted in interceptions deep in Baltimore territory and the Colts advanced to Super Bowl V.


	1	2	3	4	F
Raiders	0	3	7	7	17
Baltimore Colts	3	7	10	7	27

BAL - O'Brien 16 yd. FG
 BAL - Bulaich 2 yd. run (O'Brien kick)
 OAK - Blanda 48 yd yd. FG
 OAK - Biletnikoff 38 yd. pass from Blanda (Blanda kick)
 BAL - O'Brien 23 yd. FG
 BAL - Bulaich 11 yd. run (O'Brien kick)
 OAK - Wells 15 yd. pass from Blanda (Blanda kick)
 BAL - Perkins 68 yd. pass from Unitas (O'Brien kick)

PITTSBURGH 13, RAIDERS 7

1972 AFC Divisional Playoff

Dec. 23, 1972 at Three Rivers Stadium;
 Pittsburgh, Pa.



What many have referred to as the greatest and most controversial play of all-time, "The Immaculate Reception," decided an AFC Playoff tilt between the Raiders and Steelers, setting the stage for numerous postseason battles between the two elite teams during the 1970s.

Oakland, returning to the postseason after a one-year hiatus, nursed a 7-6 advantage in a physical contest, and the Steelers were facing a fourth-and-10 as time wound down in regulation. Quarterback Terry Bradshaw's pass, intended for running back Frenchy Fuqua, ricocheted back toward the line of scrimmage and was scooped up by running back Franco Harris, who rumbled 60 yards into the end zone. The pass was deemed by officials to have been deflected by a defender, Raider safety Jack Tatum, and ruled a reception and touchdown in what remains one of the most controversial plays in NFL history.

All of the scoring came in the second half, with defense dominating the first two quarters on both sides. Quarterback Daryle Lamonica was intercepted on Oakland's first drive and a fumble by running back Marv Hubbard put the Raider defense on short fields, but the unit held strong on both occasions and halftime came with no score for either team.

The Steelers, making the organization's first postseason appearance in a decade, struck first with a Roy Gerela field goal early in the third quarter. The Raider offense could not get on track against the "Steel Curtain" defense, and Lamonica was removed in favor of Ken Stabler after throwing a fourth-quarter interception.

Pittsburgh tacked on a 29-yard field goal by Gerela with less than four minutes left in regulation and Stabler assumed the controls from the Raider 20-yard line with 3:42 left on the clock. "The Snake" converted a fourth-down play and connected with four different receivers to move the ball to the Pittsburgh 30-yard line. From there Stabler, almost stopped in the backfield, circled left and darted untouched into the end zone to give the Silver and Black their first lead of the day.

On the Steelers' final possession, Bradshaw moved the offense to the 40-yard line but stalled out there, setting up the controversial play that is still debated to this day.

	1	2	3	4	F
Raiders	0	0	0	7	7
Pittsburgh	0	0	3	10	13

PIT - Gerela 18 yd. FG
 PIT - Gerela 29 yd. FG
 OAK - Stabler 30 yd. run (Blanda kick)
 PIT - Harris 60 yd. pass from Bradshaw (Gerela kick)



PLAYOFF HISTORY

RAIDERS 33, PITTSBURGH 14

1973 AFC Divisional Playoff

Dec. 22, 1973 at Oakland-Alameda County Coliseum; Oakland, Calif.

pro! Official Program of the American Football Conference



A pair of Marv Hubbard touchdown plunges and four George Blanda field goals helped the Raiders exact a measure of revenge for the previous season's "Immaculate Reception" game with a 33-14 win over Pittsburgh.

Quarterback Ken Stabler's precision passing coupled with a versatile running game, which generated 232 yards on 55 carries, cut through Pittsburgh's "Steel Curtain" defense, while a smothering defense limited running back Franco Harris to just 29 yards on the ground and forced quarterback Terry Bradshaw to throw three interceptions.

The Raiders wasted no time getting on the scoreboard, as the ground attack keyed a 16-play, 82-yard touchdown drive on Oakland's first possession. Hubbard broke off a 20-yard run to put the Silver and Black in scoring range, while Clarence Davis had four carries for 27 yards to set up Hubbard's 1-yard touchdown run over left tackle.

Blanda's first field goal gave the Raiders a 10-0 lead early in the second period, but a 20-yard punt return set up the Steelers in Oakland territory later in the frame. Pittsburgh capitalized and cut the lead to three following Bradshaw's 4-yard scoring toss to Barry Pearson.

The Raiders continued to pound the ball on the ground in the third quarter, racking up yardage and dominating possession, but producing only a pair of field goals. The Pittsburgh offense took to the air in an attempt to make up for lost time, but the game was effectively put out of reach when a Bradshaw pass was picked off by cornerback Willie Brown and returned 54 yards for a touchdown.

Down 23-7, Pittsburgh again tried to move the ball through the air, but Bradshaw was picked off, this time by safety George Atkinson, setting up Blanda's fourth field goal of the day.

Pittsburgh got a late touchdown, but Hubbard's leaping 1-yard touchdown dive over the middle with 19 seconds left in regulation put an exclamation point on an outstanding all-around performance.

	1	2	3	4	F
Pittsburgh	0	7	0	7	14
Raiders	7	3	13	10	33

OAK - Hubbard 1 yd. run (Blanda kick)

OAK - Blanda 25 yd. FG

PIT - Pearson 4 yd. pass from Bradshaw (Gerela kick)

OAK - Blanda 31 yd. FG

OAK - Blanda 22 yd. FG

OAK - Brown 54 yd. interception return (Blanda kick)

OAK - Blanda 10 yd. FG

PIT - Lewis 26 yd. pass from Bradshaw (Gerela kick)

OAK - Hubbard 1 yd. run (Blanda kick)

MIAMI 27, RAIDERS 10

1973 AFC Championship

Dec. 30, 1973 at Orange Bowl; Miami, Fla.

An effective running game, led by Larry Csonka's 117 yards and three touchdowns, lifted the Dolphins to a 27-10 victory over the Raiders in front of 75,105 fans at Miami's Orange Bowl. Csonka's effort paced a Dolphin offense that chewed up 266 yards on the

ground, averaging over five yards per rushing attempt.

Miami set the tone early, taking the opening kickoff and embarking on a nine-play, 64-yard drive that included just one pass attempt. Quarterback Bob Griese's 27-yard scamper set up an 11-yard touchdown run by Csonka, giving the Dolphins an early lead.

The Oakland offense failed to get on track, punting twice and missing a field-goal attempt before Miami doubled its lead by virtue of a 2-yard Csonka score. The touchdown capped a drive that included 14 running plays and just two pass attempts, both of which fell incomplete.

The Raiders got back into the contest in the third quarter, as kicker George Blanda booted a 21-yard field goal on the first possession of the second half. On the Silver and Black's next offensive series, quarterback Ken Stabler found receiver Mike Siani three times for 45 yards, including a 25-yard touchdown pass that cut the Dolphin lead to 14-10.

Miami returned to the ground game, running the ball on 11 straight plays to set up a Garo Yepremian field goal in the fourth quarter. The Dolphins defense then held firm on a fourth-and-1 play on the Raiders' next possession, stopping running back Marv Hubbard to turn the ball over on downs.

Csonka struck again late in the final period, scoring on a 2-yard run with 1:49 remaining to close out the game and send the Dolphins to their third straight Super Bowl.

	1	2	3	4	F
Raiders	0	0	10	0	10
Miami	7	7	3	10	27

MIA - Csonka 11 yd. run (Yepremian kick)

MIA - Csonka 2 yd. run (Yepremian kick)

OAK - Blanda 21 yd. FG

MIA - Yepremian 42 yd. FG

OAK - Siani 25 yd. pass from Stabler (Blanda kick)

MIA - Yepremian 27 yd. FG

MIA - Csonka 2 yd. run (Yepremian kick)

RAIDERS 28, MIAMI 26

1974 AFC Divisional Playoff


Dec. 21, 1974 at Oakland-Alameda County Coliseum; Oakland, Calif.

In the closing seconds of a tight contest, Clarence Davis hauled in a desperation toss from quarterback Ken Stabler amidst a "Sea of Hands," giving the Raiders a 28-26 victory over the Miami Dolphins in what NBC Sports play-by-play announcer Curt Gowdy called, "the greatest game I have ever seen."

In an epic contest chock full of individual heroes, Stabler's 293 passing yards and four touchdowns and receiver Fred Biletnikoff's knack for timely receptions to the tune of eight catches for 122 yards, edged out Miami's vaunted running game and 114 yards from running back Larry Csonka.

The Dolphins wasted no time getting on the scoreboard, as Nat Moore returned the opening kickoff 89 yards for a touchdown to stake the visitors to a 7-0 lead. The Raiders drew even in the second quarter, as Stabler tossed a perfect pass to Charlie Smith in single coverage down the middle for a 31-yard touchdown. Miami turned to the ground game on the ensuing possession, driving into Oakland territory and settling for a 33-yard field goal from Garo Yepremian to enter the half with a 10-7 lead.

Oakland briefly took the lead in the third quarter, with Stabler and Biletnikoff hooking up three times, the third of which was a marvelous one-handed touchdown grab just inside the pylon while draped in coverage. The Dolphins quickly retook the lead, as quarterback Bob Griese found a wide open Paul Warfield in the end zone for a 16-yard touchdown after defensive back Nemiah Wilson slipped in coverage.





PLAYOFF HISTORY

A memorable fourth quarter began well for Miami, as Yepremian's second field goal increased the Dolphin lead to 19-14. On Oakland's next possession, Stabler's deep pass was caught by a diving Cliff Branch, who having not been touched by a defender, rose to his feet and scampered 72 yards for a touchdown. Running back Benny Malone gave the Dolphins the advantage once again, breaking tackles and ducking under defenders for a 23-yard touchdown.

Behind the swashbuckling Stabler, the Raiders then drove to the Miami 8-yard line with 35 seconds left on the clock. On first-and-goal, the Miami rush closed in on the quarterback and with defensive end Vern Den Herder at his legs, Stabler looped the ball toward the end zone, where Davis outfought a crowd of white jerseys to come down with the football, clutching it to his chest for the game-winning touchdown.

	1	2	3	4	F
Miami	7	3	6	10	26
Raiders	0	7	7	14	28

MIA - Moore 89 yd. kickoff return (Yepremian kick)

OAK - C. Smith 31 yd. pass from Stabler (Blanda kick)

MIA - Yepremian 33 yd. FG

OAK - Biletnikoff 13 yd. pass from Stabler (Blanda kick)

MIA - Warfield 16 yd. pass from Griese (kick failed)

MIA - Yepremian 46 yd. FG

OAK - Branch 72 yd. pass from Stabler (Blanda kick)

MIA - Malone 23 yd. run (Yepremian kick)

OAK - Davis 8 yd. pass from Stabler (Blanda kick)

PITTSBURGH 24, RAIDERS 13

1974 AFC Championship

Dec. 29, 1974 at Oakland-Alameda

County Coliseum; Oakland, Calif.

A pair of Franco Harris touchdowns, 21 fourth-quarter points and a stingy Pittsburgh defense ended the Raiders' hopes for an AFC title in Oakland. Quarterback Ken Stabler completed 19 passes for 271 yards, but three interceptions contributed to a second straight championship defeat for the Silver and Black.

A fumbled punt on the game's first possession put Oakland within scoring range, and a 40-yard George Blanda field goal gave the Raiders the early advantage. A strong Pittsburgh ground game put kicker Roy Gerela in field-goal range late in the first quarter, but his 20-yard effort sailed wide left. A second-quarter field goal by Gerela, this time from 23-yards out, drew the game level and an interception by Raider defensive back Nemiah Wilson in the end zone helped preserve the 3-3 tie at the half.

Using an efficient passing attack, the Raiders grabbed the lead midway through the third quarter. Stabler drove the offense to the Steelers' 38-yard line, and connected with receiver Cliff Branch on the left side for a touchdown strike.

The Oakland lead was short-lived, however, as Pittsburgh used seven running plays and a 13-yard completion to drive to Oakland's 8-yard line, from where Harris took it up the middle for a score. On the ensuing drive, Stabler was intercepted by linebacker Jack Ham deep in Raider territory, setting up a 6-yard touchdown pass from quarterback Terry Bradshaw to receiver Lynn Swann.

Oakland cut the lead to 17-13 with a 24-yard field goal by Blanda, but Pittsburgh's J.T. Thomas picked off a Stabler pass to dash the Raiders' hopes late in the game. Harris capped the game with a 21-yard touchdown run shortly after the interception, lifting the Steelers to the organization's first Super Bowl appearance.

	1	2	3	4	F
Pittsburgh	0	3	0	21	24
Raiders	3	0	7	3	13

OAK - Blanda 40 yd. FG

PIT - Gerela 23 yd. FG

OAK - Branch 38 yd. pass from Stabler (Blanda kick)

PIT - Harris 8 yd. run (Gerela kick)

PIT - Swann 6 yd. pass from Bradshaw (Gerela kick)

OAK - Blanda 24 yd. FG

PIT - Harris 21 yd. run (Gerela kick)

RAIDERS 31, CINCINNATI 28

1975 AFC Divisional Playoff

Dec. 28, 1975 at Oakland-Alameda

County Coliseum; Oakland, Calif.

The Raiders out-paced a vaunted Cincinnati passing attack, building a significant lead before withstanding a furious Bengal rally to post a 31-28 victory in an AFC Divisional Playoff contest in Oakland.

The Silver and Black offense got off to a fast start, driving into field-goal range on the first possession of the game, but the Raiders came up empty as George Blanda's 41-yard effort fell short. Blanda would make amends later in the period, booting a 27-yard field goal to give the Raiders a 3-0 advantage.

Capitalizing on a short field following a late first-quarter punt, the Raiders added to their lead when quarterback Ken Stabler found receiver Mike Siani in the middle of the end zone for a 9-yard touchdown completion. Cincinnati got on the board via a 1-yard plunge over right tackle by running back Stan Fritts, but Oakland regained its 10-point advantage with an 8-yard touchdown pass from Stabler to tight end Bob Moore with just two minutes remaining in the first half.

The Bengals were forced to punt on their opening second-half possession, and a 20-yard return by Neal Colzie put the Raiders in scoring position at the Cincinnati 35-yard line. Four plays later, running back Pete Banaszak rumbled into the end zone from 6 yards out to increase the Raider lead. Cincinnati scored on the ensuing possession, as quarterback Ken Anderson orchestrated an 11-play, 91-yard drive that culminated in a Lenvil Elliott 6-yard touchdown run.

In a fourth quarter that saw the Coliseum air filled with footballs, the Raiders re-established a significant lead with tight end Dave Casper's 2-yard touchdown catch from a Stabler, his third scoring pass of the game. Cincinnati worked to get back in the game and, following an interception, scored on a 25-yard pass from Anderson to receiver Charlie Joiner. Anderson led a touchdown drive again on the Bengals' next series, connecting with receiver Isaac Curtis for a 14-yard score.

With the lead cut to three points, Cincinnati had one last chance to score the upset, but a tackle for loss by linebacker Ted Hendricks and three incomplete passes on the Bengals' final drive halted any chance of a come-from-behind triumph for the visitors.

	1	2	3	4	F
Cincinnati	0	7	7	14	28
Raiders	3	14	7	7	31

OAK - Blanda 27 yd. FG

OAK - Siani 9 yd. pass from Stabler (Blanda kick)

CIN - Fritts 1 yd. run (Green kick)

OAK - Moore 8 yd. pass from Stabler (Blanda kick)


OAK - Banaszak 6 yd. run (Blanda kick)

CIN - Elliott 6 yd. run (Green kick)

OAK - Casper 2 yd. pass from Stabler (Blanda kick)

CIN - Joiner 25 yd. pass from Anderson (Green kick)

CIN - Curtis 14 yd. pass from Anderson (Green kick)





PLAYOFF HISTORY

PITTSBURGH 16, RAIDERS 10

1975 AFC Championship

Jan. 4, 1976 at Three Rivers Stadium; Pittsburgh, Pa.

On a frigid, ice-covered synthetic turf field at Three Rivers Stadium, the Raiders' virtual passing game was limited to the tune of a 16-10 defeat in what the NFL Network called one of the top "bad weather" games in league history. A defensive struggle turned into an offensive onslaught in the fourth quarter, with the Raiders falling just short against the defending Super Bowl champion Steelers.

With the temperature reaching just 16 degrees at kickoff, both teams struggled to find the end zone through the game's first three quarters. The Steelers got on the scoreboard first in the second period, turning the first of two interceptions by safety Mike Wagner into a 36-yard field goal by Roy Gerela.

Play on both sides got increasingly sloppy on the slippery turf, as the third quarter featured an interception, three turnovers on fumbles, two missed field-goal attempts and two punts, yet yielded zero points.

Pittsburgh broke through early in the fourth quarter, driving to the Oakland 25-yard line before running back Franco Harris bounced to the left after breaking a tackle and raced up the sideline for the game's first touchdown. Oakland answered back, as quarterback Ken Stabler connected with tight end Dave Casper on three consecutive passes for 46 yards, setting up a 14-yard scoring strike to receiver Mike Siani.

The Steelers increased their lead, capitalizing on a fumble recovery deep in Raider territory to score on 20-yard pass from quarterback Terry Bradshaw to receiver John Stallworth. Oakland got a 41-yard field goal from George Blanda late in the fourth quarter to cut the deficit to 16-10, and recovered the ensuing onside kick, but receiver Cliff Branch was tackled as time expired to quell Oakland's comeback.

	1	2	3	4	F
Raiders	0	0	0	10	10
Pittsburgh	0	3	0	13	16

PIT - Gerela yd. 36 FG

PIT - Harris 25 yd. run (Gerela kick)

OAK - Siani 14 yd. pass from Stabler (Blanda kick)

PIT - Stallworth 20 yd. pass from Bradshaw (kick failed)

OAK - George Blanda 41 yd. FG

RAIDERS 24, NEW ENGLAND 21

1976 AFC Divisional Playoff

Dec. 18, 1976 at Oakland-Alameda County Coliseum; Oakland, Calif.

Two fourth-quarter touchdowns, including a Ken Stabler scramble with just 10 seconds left in regulation, helped the Raiders avoid a valiant upset bid by the Wild Card qualifier Patriots in Oakland. Stabler's 233 passing yards, and nine receptions for 137 yards from receiver Fred Biletnikoff, put the Raiders through to the team's fourth straight conference championship game with the win.

New England, the only team to defeat the Raiders during the regular season, scored first via a 1-yard touchdown run by running back Andy Johnson. Oakland got on the board with a 40-yard field goal by Errol Mann later in the opening period. A 31-yard touchdown pass from Stabler to Biletnikoff late in the second quarter gave the Silver and Black a 10-7 lead at halftime.

The third quarter was dominated by New England, as second-year quarterback Steve Grogan engineered two long scoring drives. Grogan connected with tight end Russ Francis for a 26-yard

touchdown pass to cap off a 9-play, 80-yard drive, and running back Jess Phillips scored on a 3-yard run late in the period to give the Patriots a 21-10 advantage.

The Raiders, in danger of being upset at home after a 13-1 regular season, cut the lead to four points with running back Mark van Eeghen's 1-yard touchdown run early in the fourth quarter. Later, facing a third-and-18 from the New England 27-yard line, Stabler was hit as his pass intended for running back Carl Garrett fell incomplete. Patriot defensive lineman Ray "Sugar Bear" Hamilton was flagged for roughing the passer on the play, and the Raiders were given a fresh set of downs. Four plays later, Stabler scrambled left and dove between two defenders into the end zone for the game's winning touchdown.

	1	2	3	4	F
New England	7	0	14	0	21
Raiders	3	7	0	14	24

NE - Johnson 1 yd. run (Smith kick)

OAK - Mann 40 yd. FG

OAK - Biletnikoff 31 yd. pass from Stabler (Mann kick)

NE - Francis 26 yd. pass from Grogan (Smith kick)

NE - Phillips 3 yd. run (Smith kick)

OAK - van Eeghen 1 yd. run (Mann kick)

OAK - Stabler 1 yd. run (Mann kick)

RAIDERS 24, PITTSBURGH 7

1976 AFC Championship

Dec. 26, 1976 at Oakland-Alameda County Coliseum; Oakland, Calif.

A solid rushing performance and a stout defensive effort lifted the Silver and Black to a convincing 24-7 victory over arch-rival Pittsburgh in Oakland. The victory snapped a streak of two straight AFC Championship game victories for the Steelers and punched the Raiders' ticket to Pasadena, Calif., for Super Bowl XI.

Oakland's ground attack, paced by running back Mark van Eeghen's 22 carries for 66 yards, accounted for 157 of the team's 228 total yards of offense. The Raider defense was equally impressive, limiting the Steelers to 72 rushing yards and holding receiver Lynn Swann to just three catches.

A 39-yard field goal by Errol Mann staked the Raiders to an early lead in the first quarter. In the second period, linebacker Willie Hall picked off a Terry Bradshaw pass and returned it 25 yards to the Pittsburgh 1-yard line, setting up a short touchdown run by running back Clarence Davis.

Pittsburgh scored their first points on the ensuing possession, as Bradshaw connected on a pair of deep passes to set up a 3-yard scoring run by running back Reggie Harrison. The Raiders pushed the lead to 10 points just before halftime, mixing a strong running game with mid-range passing to set up Stabler's 5-yard touchdown toss to receiver Warren Bankston in the left side of the end zone.

The Raiders extended the lead on the team's second offensive possession of the third quarter, embarking on a 12-play, 63-yard touchdown drive that culminated in Stabler's 5-yard scoring pass to running back Pete Banaszak.

Oakland's defense clamped down for the remainder of regulation, and jubilant Raider fans poured onto the Coliseum field to celebrate as time expired.

	1	2	3	4	F
Pittsburgh	0	7	0	0	7
Raiders	3	14	7	0	24


OAK - Mann 39 yd. FG

OAK - Davis 1 yd. run (Mann kick)

PIT - Harrison 3 yd. run (Mansfield kick)

OAK - Bankston 4 yd. pass from Stabler (Mann kick)

OAK - Banaszak 5 yd. pass from Stabler (Mann kick)






PLAYOFF HISTORY

RAIDERS 37, BALTIMORE COLTS 31

1977 AFC Divisional Playoff

Dec. 24, 1977 at Memorial Stadium;
Baltimore, Md.



The defending Super Bowl champion Raiders, a Wild Card entrant after posting an 11-3 regular-season record, engaged in an epic double-overtime battle with Baltimore at Memorial Stadium, a game that is best remembered for a single pass play, the "Ghost to the Post." Tight end Dave Casper was on the receiving end of three touchdown passes from quarterback Ken Stabler on the day, but it was his late grab to set up the game-tying field goal that earned notoriety in a contest that lasted three hours and 50 minutes.

Running back Clarence Davis put the Raiders up in the first quarter, breaking loose over left guard and scoring on a 30-yard run. The Colts drew even in the second quarter when defensive back Bruce Laird intercepted a Stabler pass and raced 61 yards for a touchdown. A Baltimore field goal gave the Colts a 10-7 lead at halftime.

Stabler took to the air on the Raiders' first possession of the second half, connecting with receiver Cliff Branch for a 41-yard gain before hitting Casper in the end zone from 8 yards out. The Colts retook the lead on the ensuing kickoff, with Marshall Johnson returning Ray Guy's kick 87 yards for a score. The see-saw contest swung in the Raiders' favor later in the third period, as linebacker Ted Hendricks blocked a Baltimore punt to set up Casper's second touchdown catch, a 10-yard toss from Stabler.

Quarterback Bert Jones drove the Colts to Oakland's 1-yard line early in the fourth quarter and running back Ron Lee punched it in for the go-ahead score. Raider running back Pete Banaszak countered with a 1-yard plunge of his own, and the Silver and Black went up once again. A four-play, 73-yard drive capped by Lee's second touchdown run, a 13-yarder, gave the Colts the lead and set up one of the most famous plays in NFL history.

After the teams traded punts on the next four possessions, the Raiders found themselves facing a second-and-10 from their own 44-yard line with the clock winding down. Stabler dropped back to pass, pump faked, and passed to Casper who, running a post pattern, split two defenders and made an over-the-shoulder catch for 42 yards to the Baltimore 14-yard line. Three Banaszak runs brought the ball to the 5-yard line and kicker Errol Mann evened the score with a 22-yard field goal.

Both offenses labored through a scoreless overtime period, with the Raiders driving to Baltimore 13-yard line as the frame closed. Two plays into the sixth period, Stabler, with his 40th pass attempt of the game, fittingly found Casper in the back of the end zone for the game-winning touchdown.

	1	2	3	4	OT	OT2	Final
Raiders	7	0	14	10	0	6	37
Baltimore Colts	0	10	7	14	0	0	31

OAK - Davis 30 yd. run (Mann kick)

BAL - Laird 61 yd. interception return (Linhart kick)

BAL - Linhart 36 yd. yard FG

OAK - Casper 8 yd. pass from Stabler (Mann kick)

BAL - Johnson 87 yd. kickoff return (Linhart kick)

OAK - Casper 10 yd. pass from Stabler (Mann kick)

BAL - Lee 1 yd. run (Linhart kick)

OAK - Banaszak 1 yd. run (Mann kick)

BAL - Lee 13 yd. run (Linhart kick)

OAK - Mann 22 yd. FG

OAK - Casper 10 yd. pass from Stabler

DENVER 20, RAIDERS 17

1977 AFC Championship

Jan. 1, 1978 at Mile High Stadium;
Denver, Colo.



Denver's "Orange Crush" defense and a controversial ruling on what appeared to be a late-game fumble by Bronco running back Rob Lytle, conspired to deny the Silver and Black a second straight Super Bowl berth at Mile High Stadium. On a frigid, 18 degree day, quarterback Ken Stabler passed for 215 yards, including two touchdown tosses to Dave Casper, but Oakland fell short in the team's fifth consecutive conference championship game appearance.

Kicker Errol Mann scored the first points of the game, booting a 20-yard field goal to cap the Raiders' first drive. The Broncos responded immediately, with quarterback Craig Morton connecting with receiver Haven Moses for a 74-yard catch-and-run for a touchdown. After a scoreless second quarter, the stage was set for a compelling second half between the two AFC West rivals.

Raider running back Clarence Davis fumbled deep in Oakland territory early in the third quarter, and the Broncos took over and drove to the 2-yard line. Lytle got the carry and was blasted by Raider safety Jack Tatum, causing what appeared to be a fumble that was recovered by Oakland lineman Mike McCoy. An official had blown his whistle, however, and after a conference, ruled Lytle down and assessed the Raiders with an unsportsmanlike conduct penalty, setting up a first-and-goal from the 1-yard line. On the very next play, Morton pitched to running back Jon Keyworth on the right, who scampered in for the touchdown.

Oakland cut the deficit to 14-10 early in the fourth quarter, as Stabler hit Casper just inside the end zone for a 7-yard touchdown. The Morton-to-Moses connection then gave the Broncos a two-score lead following a Stabler interception, with Moses' second touchdown catch covering 12 of his 168 receiving yards on the day.

The Raiders scored on the ensuing possession, Stabler's 17-yard touchdown toss to Casper capping an eight-play, 74-yard drive, but Denver took over with three minutes remaining and was able to run out the clock to seal the AFC title.

	1	2	3	4	F
Raiders	3	0	0	14	17
Denver	7	0	7	6	20

OAK - Mann 20 yd. yard FG

DEN - Moses 74 yd. pass from Morton (Turner kick)

DEN - Keyworth 1 yd. run (Turner kick)

OAK - Casper 7 yd. pass from Stabler (Mann kick)

DEN - Moses 12 yd. pass from Morton (kick failed)

OAK - Casper 17 yd. pass from Stabler (Mann kick)



PLAYOFF HISTORY

RAIDERS 27, HOUSTON OILERS 7

1980 AFC Wild Card

Dec. 28, 1980 at Oakland-Alameda County Coliseum; Oakland, Calif.

A potent offense and a swarming defense stymied the Houston Oilers and propelled the Raiders to an emphatic 27-7 victory in an AFC Wild Card contest in Oakland. Quarterback Jim Plunkett guided a balanced attack on offense, while cornerback Lester Hayes picked off two passes by former Raider Ken Stabler, returning one for a touchdown in the win.

Houston stumbled out of the gate, as running back Earl Campbell's fumble on the first play from scrimmage was recovered by Raiders safety Mike Davis. Oakland capitalized on the turnover with a 47-yard field goal by kicker Chris Bahr. The Oilers took the lead late in the first period, capping a nine-play, 55-yard drive with a 1-yard touchdown run by Campbell. Plunkett then connected with running back Kenny King for a 37-yard gain in the second quarter, setting up a 1-yard touchdown pass to tight end Todd Christensen.

A scoreless third quarter gave way to a fourth period that would see the Silver and Black dominate on both sides of the ball. Plunkett hooked up with receiver Cliff Branch for a 33-yard completion at the end of the third quarter, setting up a 44-yard touchdown strike from Plunkett to a streaking Arthur Whittington along the right sideline on the first play of the fourth period.

The Raider defense forced punts on the next two Houston possessions, and Bahr added his second field goal of the day, a 37-yarder, to give the Raiders a 13-point lead. Desperate to get back into the contest, Houston took to the air on the ensuing possession. On a third-and-20 play, Stabler's pass was picked off by Hayes, his second of the game, and returned 20 yards for a touchdown to give the Raiders an insurmountable lead.

	1	2	3	4	F
Houston Oilers	7	0	0	0	7
Raiders	3	7	0	17	27

OAK - Bahr 47 yd. FG

HOU - Campbell 10 yd. run (Fritsch kick)

OAK - Christensen 1 yd. pass from Plunkett (Bahr kick)

OAK - Whittington 44 yd. pass from Plunkett (Bahr kick)

OAK - Bahr 37 yd. FG

OAK - Hayes 20 yd. interception return (Bahr kick)



Egghen to give Oakland a 7-6 lead at the break.

Cleveland promptly retook the lead in the third quarter, driving 48 yards and getting a 30-yard field goal from kicker Don Cockroft. The Browns added another field goal later in the period, making the score 12-7 entering the fourth quarter.

The Raiders opened up the fourth quarter on a steady drive, Plunkett mixing runs and passes all the way down to the Browns' 3-yard line. Oakland gave the ball to van Egghen on three straight plays, including a 1-yard dive to give the Raiders a slim two-point lead.

Quarterback Brian Sipe and the Browns' offense, known as the "Cardiac Kids" for their propensity for late comebacks, took over with 2:22 left in the game and drove all the way down to Oakland's 13-yard line. Instead of opting for a field-goal attempt, and facing a second down with :49 left in regulation, Cleveland coach Sam Rutigliano called for a pass play, "Red Right 88." Davis cut in front of tight end Ozzie Newsome on the play, tumbling to the ground with the ball and preserving the narrow victory for the Silver and Black.

	1	2	3	4	F
Raiders	0	7	0	7	14
Cleveland	0	6	6	0	12

CLE - Bolton 42 yd. interception return (kick failed)

OAK - van Egghen 1 yd. run (Bahr kick)

CLE - Cockroft 30 yd. FG

CLE - Cockroft 30 yd. FG

OAK - van Egghen 1 yd. run (Bahr kick)

RAIDERS 34, SAN DIEGO 27

1980 AFC Championship

Jan. 11, 1981 at Jack Murphy Stadium; San Diego, Calif.

The Raiders got off to a fast start behind a masterful performance by quarterback Jim Plunkett, and used a ball control offense to upend the Chargers for the AFC title on a slick Jack Murphy Stadium field. Facing a vaunted San Diego passing attack, it was Oakland, led by Plunkett's 14-for-18 passing for 261 yards, which jumped out to a 28-14 halftime lead and held on down the stretch to advance to the Super Bowl for the third time in franchise history.


Oakland wasted no time getting on the scoreboard, as Plunkett pass glanced off the hands of intended receiver Kenny King directly to tight end Raymond Chester, who galloped 65 yards into the end zone for the score. The Chargers used their aerial attack to even the score, with quarterback Dan Fouts connecting on a 48-yard touchdown toss to receiver Charlie Joiner.

The Raiders retook the lead on the ensuing possession, as a 48-yard completion to receiver Cliff Branch and a pass interference call set up a 5-yard scoring scamper by Plunkett. Oakland scored again on its next possession, Plunkett finding King with a perfect pass in the end zone for 21 yards, to close out a wild first quarter.

A second-quarter fumble recovery by linebacker Ted Hendricks led to another Raider score, as running back Mark van Egghen got into the end zone on a 3-yard run. The Chargers cut the deficit to two scores on the ensuing possession by virtue of an 8-yard pass from Fouts to Joiner, marking the receiver's second touchdown of the day.

After a break-neck scoring pace in the first half, San Diego chipped away at the Oakland lead with a 26-yard Rolf Benirschke field goal to begin the third quarter. The Chargers cut further into the advantage on their next possession, as running back Chuck Muncie capped off a drive by diving into the end zone following a 6-yard sweep around left tackle.

Starting the fourth quarter on offense, the Raiders controlled



RAIDERS 14, CLEVELAND 12

1980 AFC Divisional Playoff

Jan. 4, 1981 at Cleveland Municipal Stadium; Cleveland, Ohio

Two rushing touchdowns from running back Mark van Egghen and safety Mike Davis' game-saving interception on a designed pass play called "Red Right 88," propelled the Raiders to a 14-12 victory over the Browns on a bitter-cold afternoon at Cleveland Municipal Stadium.

With the temperature at one degree Fahrenheit at kickoff, both offenses struggled to get started on the frozen turf. With whipping winds limiting the passing game, the first quarter came and went with no score and only two total first downs, both by Cleveland.

The Browns' defense would provide the first score of the game in the second quarter, with defensive back Ron Bolton intercepting a Jim Plunkett pass and returning it 42 yards for a touchdown. The Raiders answered back before halftime, embarking on a 14-play, 64-yard drive that culminated in a 1-yard touchdown run by van



PLAYOFF HISTORY

the ball for over five minutes on a drive that culminated in kicker Chris Bahr's 33-yard field goal. The Chargers followed with a field-goal drive, but over eight minutes had elapsed and the Raiders took over with less than seven minutes left on the clock. Plunkett expertly engineered four first downs on a 15-play drive that included 14 running plays to close out regulation, ending the game with San Diego's potent offense on the bench.

	1	2	3	4	F
Raiders	21	7	3	3	34
San Diego	7	7	10	3	27

OAK - Chester 65 yd. pass from Plunkett (Bahr kick)
 SD - Joiner 48 yd. pass from Fouts (Benirschke kick)
 OAK - Plunkett 5 yd. run (Bahr kick)
 OAK - King 21 yd. pass from Plunkett (Bahr kick)
 OAK - van Egghen 3 yd. run (Bahr kick)
 SD - Joiner 8 yd. pass from Fouts (Benirschke kick)
 SD - Benirschke 26 yd. FG
 SD - Muncie 6 yd. run (Benirschke kick)
 OAK - Bahr 27 yd. FG
 OAK - Bahr 33 yd. FG
 SD - Benirschke 27 yd. FG

RAIDERS 27, CLEVELAND 10

1982 AFC Wild Card (Rd. 1)

Jan. 8, 1983 at Los Angeles Memorial Coliseum; Los Angeles, Calif.

The Raiders, entering the playoffs as the AFC's top seed in a strike-shortened season after posting an 8-1 record, used an efficient passing offense and a smothering defense to dispatch Cleveland at the L.A. Coliseum, 27-10. Quarterback Jim Plunkett completed 24-of-37 pass attempts for 345 yards and rookie running back Marcus Allen found the end zone twice in the Raiders' first playoff game in Los Angeles.

Kicker Chris Bahr opened the scoring with a 27-yard field goal following a 64-yard toss from Plunkett to receiver Cliff Branch, but two Plunkett interceptions halted any further potential damage by the Raiders in the first quarter. Cleveland tied the game with a 52-yard field goal by Bahr's brother, Matt, but the Silver and Black quickly retook the lead on the ensuing possession, driving 88 yards on just eight plays to set up a pitch to Allen for a 2-yard touchdown.

Cleveland briefly tied the game once again, with quarterback Paul McDonald finding receiver Ricky Feacher for a 43-yard touchdown connection. The Raiders' added a field goal at the end of the second quarter, as Chris Bahr was true from 37 yards out, giving the Silver and Black a 13-10 halftime lead.

The Browns drove to the Raiders 11-yard line on the second half's opening possession, but a fumble by running back Charles White halted their momentum, and the Raiders capitalized with an 89-yard drive that culminated in Allen's second touchdown of the day, a 3-yard run.

A 1-yard touchdown dive in the fourth quarter by running back Frank Hawkins essentially sealed the victory, and the Raider defense took over, not letting the Cleveland offense advance any further than the Los Angeles 47-yard line for the remainder of the contest.

	1	2	3	4	F
Cleveland	0	10	0	0	10
Raiders	3	10	7	7	27

LA - C. Bahr 27 yd. FG
 CLE - M. Bahr 52 yd. FG
 LA - Allen 2 yd. run (C. Bahr kick)
 CLE - Feacher 43 yd. pass from McDonald (M. Bahr kick)
 LA - C. Bahr 37 yd. FG
 LA - Allen 3 yd. run (C. Bahr kick)
 LA - Hawkins 1 yd. run (C. Bahr kick)

NEW YORK JETS 17, RAIDERS 14

1982 AFC Divisional Playoff (Rd. 2)

Jan. 15, 1983 at Los Angeles Memorial Coliseum; Los Angeles, Calif.

The visiting Jets stifled the Raiders' offense and a late touchdown negated 14 third-quarter points from the Silver and Black in an upset at the L.A. Coliseum. Quarterback Jim Plunkett passed for 266 yards and one touchdown, but was intercepted three times as the Raiders dropped a narrow decision.

The Raiders were in position to score first, but a 34-yard attempt by kicker Chris Bahr hit the right upright. The Jets capitalized immediately, with quarterback Richard Todd orchestrating an 80-yard touchdown drive that culminated in a 20-yard scoring pass to receiver Wesley Walker. Los Angeles drove into Jets territory on the ensuing possession, but a Plunkett pass was picked off by cornerback Bobby Jackson at the 12-yard line. The Jets added a 30-yard field goal by kicker Pat Leahy later in the second quarter and entered the halftime break with a 10-0 advantage.

Plunkett got the Raiders on the board immediately in the third quarter, engineering a 12-play, 77-yard scoring drive that was capped by running back Marcus Allen's 3-yard touchdown run. Regaining possession following a partially-blocked punt, Plunkett promptly connected with receiver Malcolm Barnwell for a 57-yard touchdown strike, giving the Raiders their first lead of the game.

The teams traded turnovers early in the fourth quarter, but a 45-yard completion from Todd to Walker put the Jets in scoring position with just under four minutes remaining in the game. From 1-yard out, running back Scott Dierking dove over the top for the go-ahead touchdown with just 3:45 left on the clock.

The Raiders would have two more opportunities on offense, but on both drives Plunkett was intercepted by linebacker Lance Mehl, ending the Silver and Black's first season in Los Angeles.

	1	2	3	4	F
NY Jets	7	3	0	7	17
Raiders	0	0	14	0	14

NYJ - Walker 20 yd. pass from Todd (Leahy kick)
 NYJ - Leahy 30 yd. FG
 LA - Allen 3 yd. run (Bahr kick)
 LA - Barnwell 57 yd. pass from Plunkett (Bahr kick)
 NYJ - Dierking 1 yd. run (Leahy kick)





PLAYOFF HISTORY

RAIDERS 38, PITTSBURGH 10

1983 AFC Divisional Playoff

Jan. 1, 1984 at Los Angeles Memorial Coliseum; Los Angeles, Calif.

Running back Marcus Allen rushed for 121 yards with two touchdowns, and 21 third-quarter points led the Raiders to a dominating 38-10 victory over Pittsburgh in a renewal of one of the NFL's fiercest rivalries at the L.A. Coliseum. Quarterback Jim Plunkett guided an efficient offense and an intimidating defense harried quarterback Cliff Stoudt all afternoon, sacking the Pittsburgh signal-caller five times and intercepting him once.

The Steelers got on the board first with a 17-yard field goal by Gary Anderson. On Pittsburgh's next possession, cornerback Lester Hayes picked off a pass from Stoudt and returned it 18 yards for a touchdown. The Raiders added to their lead in the second quarter, with Allen capping off an 80-yard drive with a 4-yard run over right guard for a touchdown, his first of the day. The Los Angeles defense held firm, allowing Pittsburgh to cross midfield just once on their next three possessions, and a 45-yard field goal by Chris Bahr at the end of the half made the score 17-3.

The third quarter belonged solely to the Silver and Black, as a precision passing game and big-play capability on offense dimmed Pittsburgh's hopes. On the half's opening possession, Plunkett promptly guided a scoring drive by moving the Raiders 72 yards on nine plays, culminating in a 9-yard touchdown run by running back Kenny King.

Allen gave Los Angeles a commanding lead on the team's next series, taking a handoff from Plunkett and breaking free up the middle for a dazzling 48-yard touchdown run. Pittsburgh cut into the lead with a long 58-yard touchdown pass from Stoudt to receiver John Stallworth, but running back Frank Hawkins' bull-dozing 2-yard score at the end of the third quarter essentially wrapped up the victory for the Silver and Black.

	1	2	3	4	F
Pittsburgh	3	0	7	0	10
Raiders	7	10	21	0	38

PIT - Anderson 17 yd. FG

LA - Hayes 18 yd. interception return (Bahr kick)

LA - Allen 4 yd. run (Bahr kick)

LA - Bahr 45 yd. FG

LA - King 9 yd. run (Bahr kick)

LA - Allen 49 yd. run (Bahr kick)

PIT - Stallworth 58 yd. pass from Stoudt (Anderson kick)

LA - Hawkins 2 yd. run (Bahr kick)

RAIDERS 30, SEATTLE 14

1983 AFC Championship

Jan. 8, 1984 at Los Angeles Memorial Coliseum; Los Angeles, Calif.

The Raiders were not to be denied in the organization's fifth AFC Championship game appearance in nine years, getting out to a fast start and cruising to a 30-14 triumph at the L.A. Coliseum in front of 92,335 fans, a championship game record. A stifling defense held Seattle scoreless deep into the third quarter, and the combination of quarterback Jim Plunkett and running back Marcus Allen proved too much for a Seahawk team that had defeated the Raiders twice during the regular season.

Seattle's game-opening drive was halted by a Lester Hayes interception, the first of five picks on the day for the Raiders, and led to a 20-yard field goal by kicker Chris Bahr. In the second quarter, running back Frank Hawkins got into the end zone on a 1-yard

plunge, capping a 61-yard drive. On the team's next offensive series, Plunkett connected with receiver Malcolm Barnwell for 49 yards, setting up Hawkins' second touchdown of the quarter on a 5-yard run around left end. Safety Mike Davis' first of two interceptions came on the ensuing possession, setting up a 45-yard field goal from Bahr and a commanding 20-0 lead at the half.

The Seahawks switched quarterbacks early in the third quarter, going with veteran Jim Zorn, but the results were much the same, as Davis picked off a pass on Zorn's first series under center. Allen broke off a long run on the very next play, picking up 43 of his 154 yards on the day, and setting up his own 3-yard touchdown reception from Plunkett. Seattle finally got on the board with Zorn's 11-yard touchdown pass to running back Dan Doornink, but the final result was not in doubt.

A fourth-quarter field goal by Bahr and a late Seahawk touchdown rounded out the scoring, and the Raiders advanced to the Super Bowl for the fourth time in franchise history.

	1	2	3	4	F
Seattle	0	0	7	7	14
Raiders	3	17	7	3	30

LA - Bahr 20 yd. FG

LA - Hawkins 1 yd. run (Bahr kick)

LA - Hawkins 5 yd. run (Bahr kick)

LA - Bahr 45 yd. FG

LA - Allen 3 yd. pass from Plunkett (Bahr kick)

SEA - Doornink 11 yd. pass from Zorn (Johnson kick)

LA - Bahr 35 yd. FG

SEA - Young 9 yd. pass from Zorn (Johnson kick)

SEATTLE 13, RAIDERS 7

1984 AFC Wild Card

Dec. 22, 1984 at Kingdome; Seattle, Wash.

A grinding Seattle running game and just four completions by Seahawk quarterback Dave Krieg, including one for a touchdown, was enough to edge the Silver and Black in an AFC Wild Card contest in Seattle. Running back Marcus Allen rushed for 61 yards and caught five passes for 90 yards, while Seattle running back Dan Doornink carried the ball 27 times for 123 yards in front of 64,910 fans at the Kingdome.

Seattle scored first, capping a nine-play, 93-yard drive with a 26-yard touchdown pass from Krieg to receiver Daryl Turner. The teams traded punts frequently until a fumble by Raiders running back Frank Hawkins led to a short field for Seattle late in the third quarter. A 35-yard field goal by kicker Norm Johnson extended the Seahawks' lead, and the first of two interceptions thrown on the day by Plunkett preserved the 10-0 score at the end of three periods.

Johnson added a 44-yard field goal in the fourth quarter, but the Raiders looked to get Allen going on a drive beginning on their own 22-yard line. Plunkett connected with Allen for two completions for 29 yards before hitting him again over the middle for a 46-yard touchdown catch-and-run.

Looking to hold on to their slim lead, the Seahawks took nearly four minutes off the clock before being forced to punt. Taking over at the 16-yard line with under a minute to go, Plunkett completed two quick passes but his third was intercepted by safety Kenny Easley, sealing Seattle's victory.




	1	2	3	4	F
Raiders	0	0	0	7	7
Seattle	0	7	3	3	13

SEA - Turner 26 yd. pass from Krieg (Johnson kick)

SEA - Johnson 35 yd. FG

SEA - Johnson 44 yd. FG

LA - Allen 46 yd. pass from Plunkett (Bahr kick)





PLAYOFF HISTORY

NEW ENGLAND 27, RAIDERS 20

1985 AFC Divisional Playoff

Jan. 5, 1986 at Los Angeles Memorial Coliseum; Los Angeles, Calif.

Six Raider turnovers led to 20 New England points and Craig James became the first running back to rush for over 100 yards against Los Angeles all season, as the visiting Patriots upended the Silver and Black at the L.A. Coliseum, 27-20. Running back Marcus Allen rushed for 121 yards and one touchdown, but the top-seeded Silver and Black failed to score in the second half in the upset defeat.

A muffed return on a first-quarter punt set up the game's opening score, a 13-yard pass from quarterback Tony Eason to tight end Lin Dawson. Greg Townsend blocked a punt later in the opening period, but the Raider offense stalled and had to settle for a 29-yard field goal by Chris Bahr.

Los Angeles took the lead in the second quarter, as quarterback Marc Wilson found receiver Jessie Hester in the end zone for a 16-yard touchdown. Defensive lineman Howie Long pounced on a fumble on the Patriots' next possession, and the Raiders capitalized with an 11-yard touchdown run by Allen. On the ensuing series, New England covered 80 yards on a 10-play scoring drive, with James capping the sequence with a 2-yard touchdown around left end. After trading field goals, the teams entered halftime with the Raiders clinging to a narrow 20-17 advantage.

Turnovers continued to plague the Raiders in the third quarter, as an Allen fumble in New England territory led to a game-tying, 32-yard field goal by kicker Tony Franklin. On the ensuing kickoff, returner Sam Seale muffed the kick and then fumbled before Jim Bowman fell on the ball in the end zone for a New England touchdown.

The special-teams touchdown would provide the difference in the game, as the Patriots limited the Raiders to just two fourth-quarter possessions, picking off Wilson for the third time to close out the upset.

	1	2	3	4	F
New England	7	10	10	0	27
Raiders	3	17	0	0	20

NE - Dawson 13 yd. pass from Eason (Franklin kick)

LA - Bahr 29 yd. FG

LA - Hester 16 yd. pass from Wilson (Bahr kick)

LA - Allen 11 yd. run (Bahr kick)

NE - James 2 yd. run (Franklin kick)

NE - Franklin 45 yd. FG

LA - Bahr 32 yd. FG

NE - Franklin 32 yd. FG

NE - Bowman fumble return in end zone (Franklin kick)

RAIDERS 20, CINCINNATI 10

1990 AFC Divisional Playoff

Jan. 13, 1991 at Los Angeles Memorial Coliseum; Los Angeles, Calif.

Returning to the playoffs after a five-year hiatus, the Raiders used 10 fourth-quarter points to defeat Cincinnati, 20-10, in a game that is perhaps most remembered as running back Bo Jackson's last career appearance on a football field. Quarterback Jay Schroeder passed for 172 yards and two touchdowns on just 11 completions, and running back Marcus Allen gained 140 yards on the ground to lead the Silver and Black.

Art Shell's team drove to the Cincinnati 24-yard line early in the first quarter, but an incompletion on a fourth-and-1 play turned the ball over on downs. A second-quarter field goal gave the Bengals



an early lead, but the Raiders' running game got going on the ensuing possession, as Jackson and Allen combined for 56 yards on five rushing attempts before Schroeder found receiver Mervyn Fernandez in the end zone for a 13-yard strike.

Early in the third quarter, Jackson took a pitch from Schroeder and dashed around right end for 34 yards before being dragged down from behind. It would mark the final play of a short but bright career for the dynamic running back, as Jackson suffered a career-ending hip injury on the play.

Kicker Jeff Jaeger booted a 49-yard field goal to cap a third-quarter drive, but the Bengals pulled even when quarterback Boomer Esiason hooked up with receiver Stanford Jennings for an 8-yard touchdown early in the fourth period. On the ensuing possession, Schroeder orchestrated an 80-yard touchdown drive that was highlighted by a 41-yard scoring pass to tight end Ethan Horton, who made a finger-tip grab on the play.

The Bengals began to drive on their next possession, but Greg Townsend's third sack of the game helped derail their offense. Jaeger's 25-yard field goal with just 19 seconds left on the clock ended Cincinnati's hopes and sent the Raiders to the AFC Championship game for the first time since the 1983 season.

	1	2	3	4	F
Cincinnati	0	3	0	7	10
Raiders	0	7	3	10	20

CIN - Breech 27 yd. FG

LA - Fernandez 13 yd. pass from Schroeder (Jaeger kick)

LA - Jaeger 49 yd. FG

CIN - Jennings 8 yd. pass from Esiason (Breech kick)

LA - Horton 41 yd. pass from Schroeder (Jaeger kick)

LA - Jaeger 25 yd. FG

BUFFALO 51, RAIDERS 3

1990 AFC Championship

Jan. 20, 1991 at Rich Stadium; Orchard Park, N.Y.

Buffalo's potent offense jumped out to 41 first-half points en route to a 51-3 defeat of the Raiders at Rich Stadium. Quarterback Jay Schroeder, directing an offense devoid of star running back Bo Jackson, threw five interceptions, and the Los Angeles defense could not keep pace with a Bills offense that got 300 passing yards from quarterback Jim Kelly and three rushing touchdowns from running back Kenneth Davis.

The Bills got off to a fast start, as Kelly connected with former Raider James Lofton for a 13-yard touchdown on the team's first drive. The Raiders answered immediately, getting a 41-yard field goal from kicker Jeff Jaeger on the ensuing possession. A relentless Buffalo offense scored again on a 12-yard touchdown run by Thurman Thomas, and added seven points on an interception return for a touchdown by linebacker Darryl Talley to make the score 21-3.

With the Raider offense stuck in neutral, the Bills added 20 points in the second quarter via two short-yardage runs by Davis and Lofton's second touchdown catch of the game.

Any spark the Raiders looked to ignite after halftime flamed out in the form of two interceptions in Buffalo territory. Davis' third score of the game on a 1-yard dive and a fourth-quarter field goal from kicker Scott Norwood closed out Buffalo's first conference title.

	1	2	3	4	F
Raiders	3	0	0	0	3
Buffalo	21	20	0	10	51

BUF - Lofton 13 yd. pass from Kelly (Norwood kick)

LA - Jaeger 41 yd. FG

BUF - Thomas 12 yd. run (Norwood kick)

BUF - Talley 27 yd. interception return (Norwood kick)


BUF - Davis 1 yd. run (kick failed)

BUF - Davis 3 yd. run (Norwood kick)

BUF - Lofton 8 yd. pass from Kelly (Norwood kick)

BUF - Davis 1 yd. run (Norwood kick)

BUF - Norwood 39 yd. FG





PLAYOFF HISTORY

KANSAS CITY 10, RAIDERS 6

1991 AFC Wild Card

Dec. 28, 1991 at Arrowhead Stadium;
Kansas City, Mo.

The Raiders fell to the Chiefs, 10-6, in a game highlighted by dominating defense on both sides in an AFC Wild Card game. Rookie quarterback Todd Marinovich, who threw three touchdown passes in his NFL debut the previous week against the same Kansas City squad, threw four interceptions, and Chiefs running back Barry Word rushed for 130 yards at Arrowhead Stadium.

Both offenses struggled to put points on the board in the first half, as the two teams combined for three interceptions, two fumbles, two missed field goals and one punt on the game's first eight possessions. Safety Deron Cherry's second interception of the game midway through the second quarter put Kansas City in scoring position, and quarterback Steve DeBerg capitalized with an 11-yard touchdown strike to receiver Fred Jones. Marinovich engineered a score near the end of the second quarter, getting three points on a 32-yard Jeff Jaeger field goal following a 10-play, 65-yard drive.

The Raiders drew closer at the start of the second half, driving to the Kansas City 8-yard line before settling for a 26-yard chip shot by Jaeger. The Silver and Black's offense could not remain on track, however, and the Raiders' final three possessions ended in turnovers. The Chiefs added a Nick Lowery field goal in the fourth quarter, handing Los Angeles the narrow defeat.

	1	2	3	4	F
Raiders	0	3	3	0	6
Kansas City	0	7	0	3	10

KC - Jones 11 yd. pass from DeBerg (Lowery kick)

LA - Jaeger 32 yd. FG

LA - Jaeger 26 yd. FG

KC - Lowery 18 yd. FG

RAIDERS 42, DENVER 24

1993 AFC Wild Card

Jan. 9, 1994 at Los Angeles Memorial Coliseum; Los Angeles, Calif.

A quick-strike offense and three second-half touchdowns by running back Napoleon McCallum propelled the Raiders to a 42-24 shootout victory over Denver at the L.A. Coliseum. Quarterback Jeff Hostetler passed for 294 yards and three first-half scores against a Bronco team that the Silver and Black had defeated in overtime the previous week, forcing Denver to return to Los Angeles for the Wild Card contest.

Los Angeles and Denver exchanged scores on a "blow-blow" basis in the first half. The Raiders opened the scoring with Hostetler's 9-yard touchdown pass to tight end Ethan Horton, only to be matched by quarterback John Elway's 23-yard strike to tight end Shannon Sharpe. Hostetler connected on the first long score of the game, hitting receiver Tim Brown for a 65-yard touchdown later in the first quarter. Elway followed suit with a 16-yard touchdown in the second period to tight end Reggie Johnson, but Los Angeles went up again via a 54-yard pass from Hostetler to receiver James Jett. Denver pulled even on Elway's 6-yard toss to receiver Derek Russell, and the game went into the half tied, 21-21.

After posting a pair of three-and-outs on defense, the Raid-

ers took to the ground on offense in the third quarter. McCallum, who had just one carry in the first half, broke loose for a 26-yard touchdown to give the Silver and Black the lead for good. McCallum powered through the middle for a 2-yard score to cap a 52-yard drive later in the period, and the Los Angeles defense did not yield a Bronco first down on four third-quarter possessions to maintain a commanding lead.

Kicker Jason Elam booted a 33-yard field goal to get Denver back on the board in the fourth quarter, but McCallum's third touchdown of the game following a long Raider drive sealed the victory for the Silver and Black.

	1	2	3	4	F
Denver	7	14	0	3	24
Raiders	14	7	14	7	42

LA - Horton 9 yd. pass from Hostetler (Jaeger kick)

DEN - Sharpe 23 yd. pass from Elway (Elam kick)

LA - Brown 65 yd. pass from Hostetler (Jaeger kick)

DEN - Johnson 16 yd. pass from Elway (Elam kick)

LA - Jett 54 yd. pass from Hostetler (Jaeger kick)

DEN - Russell 6 yd. pass from Elway (Elam kick)

LA - McCallum 26 yd. run (Jaeger kick)

LA - McCallum 2 yd. run (Jaeger kick)

DEN - Elam 33 yd. FG

LA - McCallum 1 yd. run (Jaeger kick)

BUFFALO 29, RAIDERS 23

1993 AFC Divisional Playoff

Jan. 15, 1994 at Rich Stadium;
Orchard Park, N.Y.

The Raiders were edged by the Bills, 29-23, on a frigid artificial turf at Rich Stadium in a competitive AFC Divisional playoff game. With temperatures at game time dipping to zero, the Silver and Black built a 17-13 halftime lead, but succumbed to Buffalo behind a pair of second-half touchdown passes from quarterback Jim Kelly to receiver Bill Brooks.

The Bills provided the game's initial threat in the first quarter, driving to the Raider 30-yard line before turning the ball over on downs. The Silver and Black responded immediately, embarking on a 58-yard drive that culminated in kicker Jeff Jaeger's 30-yard field goal in the second quarter.

Running back Kenneth Davis put the Bills ahead with a leaping 1-yard touchdown dive on the ensuing possession, but Raiders running back Napoleon McCallum matched the score with a 1-yard scoring run of his own. Los Angeles extended its lead following a fumble recovery, as McCallum capped an 11-play, 40-yard drive with his second 1-yard touchdown run of the day. The Bills got back into the game on the heels of a 37-yard pass interference call, with running back Thurman Thomas punching it into the end zone from 8 yards out.

Buffalo grabbed the lead in the third quarter, getting a touchdown on Kelly's 25-yard pass to Brooks and adding a field goal to move ahead, 19-17. The Bills' lead was short-lived, however, as quarterback Jeff Hostetler connected with receiver Tim Brown from the Raiders 24-yard line, and Brown streaked up the middle and eluded a tackler to score an 86-yard touchdown.

Kelly guided another scoring drive to put the Bills up for good, connecting with Brooks from 22 yards out to provide the difference. The Raiders' two remaining possessions resulted in three-and-outs, and the Bills ran out the clock to end the Silver and Black's season.





PLAYOFF HISTORY

	1	2	3	4	F
Raiders	0	17	6	0	23
Buffalo	0	13	9	7	29

LA - Jaeger 30 yd. FG
 BUF - Davis 1 yd. run (kick failed)
 LA - McCallum 1 yd. run (Jaeger kick)
 LA - McCallum 1 yd. run (Jaeger kick)
 BUF - Thomas 8 yd. run (Christie kick)
 BUF - Brooks 25 yd. pass from Kelly (kick failed)
 BUF - Christie 29 yd. FG
 LA - Brown 86 yd. pass from Hostetler (kick failed)
 BUF - Brooks 22 yd. pass from Kelly (Christie kick)

RAIDERS 27, MIAMI 0 2000 AFC Divisional Playoff

Jan. 6, 2001 at Network Associates Coliseum; Oakland, Calif.

The Raiders made a triumphant return to the postseason, dismantling the visiting Miami Dolphins and posting a 27-0 victory, the first postseason shut-out in franchise history. Quarterback Rich Gannon's efficient passing and cornerback Tory James' two interceptions, including a 90-yard return for a touchdown, spelled doom for the Dolphins at Network Associates Coliseum.

Miami quarterback Jay Fiedler drove the Dolphins to the Raiders' 16-yard line on the team's first possession, but James jumped receiver Leslie Shepherd's route for a pick and raced 90 yards down the sideline for a tone-setting touchdown. Kicker Sebastian Janikowski added a 36-yard field goal in the opening period and the end result was never in doubt.

Another Janikowski field goal, this one from 33 yards out, boosted the Oakland lead in the second quarter, and when Gannon connected with receiver James Jett on a 6-yard touchdown pass, the rout was truly on.

The Raider defense halted any hope of a Miami comeback, holding running back Lamar Smith, who had rushed for 209 yards the previous week against Indianapolis, to just four yards on eight carries. A 2-yard touchdown run by running back Tyrone Wheatley in the third quarter put the game out of reach, and two fourth-quarter interceptions, including a second of the day by James, closed out the convincing victory.

	1	2	3	4	F
Miami	0	0	0	0	0
Raiders	10	10	7	0	27

OAK - James 90 yd. interception return (Janikowski kick)
 OAK - Janikowski 36 yd. FG
 OAK - Janikowski 33 yd. FG
 OAK - Jett 6 yd. pass from Gannon (Janikowski kick)
 OAK - Wheatley 2 yd. run (Janikowski kick)

BALTIMORE RAVENS 16, RAIDERS 3 2000 AFC Championship

Jan. 14, 2001 at Network Associates Coliseum; Oakland, Calif.

The Baltimore Ravens spoiled the first conference championship game played in Oakland since 1976, using a stifling defense to upend the host Raiders, 16-3. Quarterback Rich Gannon was injured on a second-quarter play, and the Raiders fell short in their bid for a return to the Super Bowl.

After a scoreless first quarter, the Ravens got on the board first when quarterback Trent Dilfer hit Shannon Sharpe over the middle and the tight end split two defenders, rumbling 96 yards

for a touchdown. Shortly following the Ravens' score, Gannon was forced to leave the game due to a shoulder injury and his replacement, Bobby Hoving, threw an interception that Baltimore capitalized upon with a 31-yard field goal.

With Gannon back under center, the Raiders mounted a scoring drive early in the third quarter. Kicker Sebastian Janikowski booted a 24-yard field goal after the Oakland drive stalled out at Baltimore's 6-yard line. The Ravens added short Matt Stover field goals, one each in the third and fourth quarters, and the Raiders were kept out of the end zone for the first time all season in the defeat.

	1	2	3	4	F
Baltimore	0	10	3	3	16
Raiders	0	0	3	0	3

BAL - Sharpe 96 yd. pass Trent Dilfer (Stover kick)
 BAL - Stover 31 yd. FG
 OAK - Janikowski 24 yd. FG
 BAL - Stover 28 yd. FG
 BAL - Stover 21 yd. FG

RAIDERS 38, NEW YORK JETS 24 2001 AFC Wild Card

Jan. 12, 2002 at Network Associates Coliseum; Oakland, Calif.

An explosive offense led by quarterback Rich Gannon, receiver Jerry Rice and running back Charlie Garner overwhelmed the visiting New York Jets in an AFC Wild Card contest, 38-24. Rice's nine catches for 183 yards and Garner's 158 rushing yards proved too much for the Jets, who had defeated the Raiders at Network Associates Coliseum the previous week to earn a playoff berth.

The Raiders got off to a fast start in the first quarter, with Gannon leading two long drives that resulted in Sebastian Janikowski field goals. After the two teams traded field goals in the second quarter, the Silver and Black got into the end zone on a 2-yard pass from Gannon to receiver Tim Brown to give the Raiders a 16-3 half-time lead.




The Jets pulled closer on the second half's opening drive, as QB Vinny Testaverde found receiver Wayne Chrebet wide open for a 17-yard touchdown. The Raiders recovered a fumble near the end of the third period, setting up a wild fourth period in which the teams would combine to score 36 points.

Fullback Zack Crockett got the final quarter started with a 2-yard plunge for a score, and a two-point conversion gave the Raiders a 24-10 advantage. A 3-yard toss from Testaverde to fullback Richie Anderson cut the Oakland lead to seven points, but Gannon promptly led a 68-yard scoring drive on the ensuing possession, connecting with Rice for a 21-yard touchdown toss.

The Jets stormed back, as Chrebet hauled in his second touchdown pass of the game from 4 yards out. On the Raiders' next possession, Garner took a handoff and broke free around right end for 80 yards to set a franchise postseason record and put the game out of reach.

	1	2	3	4	F
NY Jets	0	3	7	14	24
Raiders	6	10	0	22	38

OAK - Janikowski 21 yd. FG
 OAK - Janikowski 41 yd. FG
 NYJ - Hall 45 yard yd. FG
 OAK - Janikowski 45 yd. FG
 OAK - Brown 2 yd. pass from Gannon (Janikowski kick)
 NYJ - Chrebet 17 yd. pass from Testaverde (Hall kick)
 OAK - Crockett 2 yd. run (Garner run)
 NYJ - Anderson 3 yd. pass from Testaverde (Hall kick)
 OAK - Rice 21 yd. pass from Gannon (Janikowski kick)
 NYJ - Chrebet 4 yd. pass from Testaverde (Hall kick)
 OAK - Garner 80 yd. run (Janikowski kick)






PLAYOFF HISTORY

NEW ENGLAND 16, RAIDERS 13

2001 AFC Divisional Playoff

Jan. 19, 2002 at Foxboro Stadium;
Foxboro, Mass.



A New England snow storm created a majestic setting at Foxboro Stadium, as the Patriots edged the Raiders in the "Tuck Game," one of the most controversial contests in NFL history.

With less than two minutes remaining in regulation and the Raiders clinging to a three-point lead, cornerback Charles Woodson sacked Patriots quarterback Tom Brady, causing what appeared to be a fumble that was recovered by Raider linebacker Greg Biekert to seal a Raider win. Citing Rule 3, Section 22, Article 2, Note 2 in the NFL rule book, the officials ruled the play an incomplete pass, leading to the game-tying field goal by kicker Adam Vinatieri.

The Raiders built an early lead in the contest, as quarterback Rich Gannon connected with receiver James Jett in the corner of the end zone for a 13-yard score in the second quarter. Two Sebastian Janikowski field goals, from 38 and 45 yards out gave the Raiders a 13-3 advantage entering the final period.

Brady was efficient in an early fourth-quarter drive, completing nine consecutive pass attempts before scampering into the end zone for a 6-yard touchdown to cut the Raider lead to three points. Brady then led a late-game drive that culminated in Vinatieri's 45-yard, game-tying field goal that came on the heels of the "tuck rule" play.

In overtime, Brady promptly piloted a 61-yard drive that led to Vinatieri's game-winner from 23 yards out.

	1	2	3	4	OT	Final
Raiders	0	7	6	0	0	13
New England	0	0	3	10	3	16

OAK - Jett 13 yd. pass from Gannon (Janikowski kick)

NE - Vinatieri 23 FG

OAK - Janikowski 38 yd. FG

OAK - Janikowski 45 yd. FG

NE - Brady 6 yd. run (Vinatieri kick)


NE - Vinatieri 45 yd. FG

NE - Vinatieri 23 yd. FG

RAIDERS 30, NEW YORK JETS 10

2002 AFC Divisional Playoff

Jan. 12, 2003 at Network Associates
Coliseum; Oakland, Calif.



An opportunistic offense scored 17 points off of three Jets turnovers, and quarterback Rich Gannon passed for 283 yards and two touchdowns to lead the Raiders to a convincing 30-10 victory over the New York Jets at Network Associates Coliseum.

After trading first-quarter field goals, the Raiders capitalized on a fumble recovery in Jets territory by way of a 1-yard dive by fullback Zack Crockett. The Jets drew even late in the second quarter, as quarterback Chad Pennington capped a long drive with a 1-yard touchdown pass to fullback Jerald Sowell to tie the game at the half.

The second half was all Silver and Black, with Gannon connecting with receiver Jerry Porter for a 29-yard touchdown in the third quarter to give the Raiders the lead for good. Gannon and Porter hooked up again later in the third period for 50 of Porter's 123 receiving yards on the day, setting up a 9-yard touchdown pass to receiver Jerry Rice early in fourth quarter.

Two fourth-quarter field goals by Sebastian Janikowski closed out the victory and pushed the Raiders one step closer to the Super Bowl.

	1	2	3	4	F
NY Jets	3	7	0	0	10
Raiders	3	7	7	13	30

NYJ - Hall 38 yd. FG

OAK - Janikowski 29 yd. FG

OAK - Crockett 1 yd. run (Janikowski kick)

NYJ - Sowell 1 yd. pass from Pennington (Hall kick)

OAK - Porter 29 yd. pass from Gannon (Janikowski kick)

OAK - Rice 9 yd. pass from Gannon (Janikowski kick)


OAK - Janikowski 34 yd. FG

OAK - Janikowski 31 yd. FG

RAIDERS 41, TENNESSEE 24

2002 AFC Championship

Jan. 19, 2003 at Network Associates
Coliseum; Oakland, Calif.



The Raiders got out to a fast start and out-lasted Tennessee in the second half to secure the Silver and Black's first Super Bowl berth since the 1983 season. A relentless passing attack, led by quarterback Rich Gannon's 286 yards and three touchdowns through the air, proved too much for the visiting Titans.

Oakland wasted no time getting on the scoreboard, as Gannon took the offense 69 yards on the opening possession and connected with receiver Jerry Porter for a 3-yard touchdown pass to open the scoring. The Titans answered immediately, with quarterback Steve McNair hitting receiver Drew Bennett for a 33-yard touchdown on the ensuing drive. The Raiders went up again on their next possession, Gannon moving the offense swiftly downfield to set up a 12-yard touchdown pass to running back Charlie Garner.

Tennessee cut into the Raider lead with a field goal in the second quarter, and the Titans briefly took the lead by virtue of a 9-yard touchdown run by McNair. The Raiders took the lead back near the end of the first half, capitalizing on a fumble recovery deep in Tennessee territory with a 1-yard scoring pass from Gannon to tight end Doug Jolley. A fumble recovery on the ensuing kickoff gave the Raiders the ball in scoring range once again, and kicker Sebastian Janikowski was true from 43 yards out.

A second Janikowski field goal was matched by McNair's second touchdown run of the game, a 13-yard scamper to make the score 27-24 in Oakland's favor entering the fourth quarter. Gannon began the final period by capping off a 66-yard drive with a 2-yard touchdown run of his own, and closed out the victory by leading the Silver and Black on a time-consuming drive that resulted in fullback Zack Crockett's 7-yard touchdown run. McNair and the Titans moved the ball down to the Oakland 6-yard line, but turned the ball over on downs, and Gannon took a knee as the Coliseum erupted in celebration.

	1	2	3	4	F
Tennessee	7	10	7	0	24
Raiders	14	10	3	14	41

OAK - Porter 3 yd. pass from Gannon (Janikowski kick)

TEN - Bennett 33 yd. pass from McNair (Nedney kick)

OAK - Garner 12 yd. pass from Gannon (Janikowski kick)

TEN - Nedney 29 yd. FG

TEN - McNair 9 yd. run (Nedney kick)

OAK - Jolley 1 yd. pass from Gannon (Janikowski kick)

OAK - Janikowski 43 yd. FG

OAK - Janikowski 32 yd. FG

TEN - McNair 13 yd. run (Hentrich kick)

OAK - Gannon 2 yd. run (Janikowski kick)

OAK - Crockett 7 yd. run (Janikowski kick)



INDIVIDUAL PLAYOFF RECORDS

RUSHING

Most attempts, career

167	Marcus Allen (10 games)
163	Mark van Eeghen (10 games)
128	Clarence Davis (6 games)

Most attempts, game

25	Marcus Allen, vs. Sea., Jan. 8, 1984
22	Mark van Eeghen, vs. Pit., Dec. 26, 1976
22	Marcus Allen, vs. NE, Jan. 5, 1986

Most yards rushing, career

961	Marcus Allen (10 games)
579	Mark van Eeghen (10 games)
506	Clarence Davis (6 games)

Most yards rushing, game

191	Marcus Allen, vs. Was., Jan. 22, 1984
158	Charlie Garner, vs. NYJ, Jan. 12, 2002
154	Marcus Allen, vs. Sea., Jan. 8, 1984

Longest run from scrimmage

80	Charlie Garner, vs. NYJ, Jan. 12, 2002 (TD)
74	Marcus Allen, vs. Was., Jan. 22, 1984 (TD)
69	Hewitt Dixon, vs. HouO., Dec. 31, 1967

Most games, 100-or-more yards rushing, career

5	Marcus Allen (10 games)
1	Pete Banaszak (18 games)
	Hewitt Dixon (8 games)
	Clarence Davis (6 games)
	Nick Bell (3 games)
	Charlie Garner (5 games)

Most consecutive games, 100-or-more yards rushing

3	Marcus Allen (1983)
1	7 times

Two 100-yard rushers

Hewitt Dixon (144 yds.) and Pete Banaszak (116 yds.), vs. HouO., Dec. 31, 1967

Most rushing touchdowns, career

8	Marcus Allen (10 games)
5	Pete Banaszak (18 games)
	Napoleon McCallum (3 games)

Most rushing touchdowns, game

3	Napoleon McCallum, vs. Den., Jan. 9, 1994
2	Marv Hubbard, vs. Pit., Dec. 22, 1973
	Pete Banaszak, vs. Min., Jan. 9, 1977
	Mark van Eeghen, at Cle., Jan. 4, 1981
	Marcus Allen, vs. Cle., Jan. 8, 1983
	Marcus Allen, vs. Pit., Jan. 1, 1984
	Frank Hawkins, vs. Sea., Jan. 8, 1984
	Marcus Allen, vs. Was., Jan. 22, 1984
	Napoleon McCallum, at Buf., Jan. 15, 1994

Most consecutive games, rushing for touchdowns

2	Mark van Eeghen (1981)
	Marcus Allen (1983)
	Frank Hawkins (1984)
	Napoleon McCallum (1994)
	Zack Crockett (2003)

PASSING

Most passes completed, career

188	Ken Stabler (12 games)
162	Jim Plunkett (10 games)
136	Rich Gannon (7 games)

Most passes completed, game

29	Rich Gannon, vs. Ten., Jan. 19, 2003
24	Rich Gannon, vs. TB, Jan. 26, 2003
24	Jim Plunkett, vs. Cle., Jan. 8, 1983

Most passes attempted, career

325	Ken Stabler (12 games)
272	Jim Plunkett (10 games)
238	Daryle Lamonica (9 games)

Most passes attempted, game

47	Daryle Lamonica, at NYJ, Dec. 29, 1968
44	Rich Gannon, vs. TB, Jan. 26, 2003
42	Ken Stabler, at Pit., Jan. 4, 1976

Most yards passing, career

2,398	Ken Stabler (12 games)
2,293	Jim Plunkett (10 games)
1,748	Rich Gannon (7 games)

Most yards passing, game

401	Daryle Lamonica, at NYJ, Dec. 29, 1968
386	Jim Plunkett, vs. Cle., Jan. 8, 1983
347	Daryle Lamonica, vs. KC, Dec. 22, 1968

Most games, 300-or-more yards passing, career

2	Daryle Lamonica (9 games)
1	Ken Stabler (12 games)
	Jim Plunkett (10 games)

Most consecutive games, 300-or-more yards passing

2	Daryle Lamonica (1968)
1	Two times

Most touchdown passes, career

19	Ken Stabler (12 games)
18	Daryle Lamonica (9 games)
11	Jim Plunkett (10 games)
	Rich Gannon (7 games)

Most touchdown passes, game

6	Daryle Lamonica, vs. HouO., Dec. 21, 1969
5	Daryle Lamonica, vs. KC, Dec. 22, 1968
4	Ken Stabler, vs. Mia., Dec. 21, 1974

Most consecutive games, touchdown pass

9	Ken Stabler (1974-78)
5	Daryle Lamonica (1967-69)
	Rich Gannon (2002-03)

Most passes had intercepted, career

12	Jim Plunkett (10 games)
11	Ken Stabler (12 games)
8	Rich Gannon (7 games)

Most passes had intercepted, game

5	Jay Schroeder, at Buf., Jan. 20, 1991
	Rich Gannon, vs. TB, Jan. 26, 2003
4	Todd Marinovich, at KC, Dec. 28, 1991

Longest pass completion

80	Jim Plunkett to Kenny King, vs. Phi., Jan. 25, 1981 (TD)
86	Jeff Hostetler to Tim Brown, at Buf., Jan. 15, 1993 (TD)
82	Daryle Lamonica to Rod Sherman, vs. Mia., Dec. 27, 1970 (TD)

Highest completion percentage, career (min. 50 att.)

63.6	Rich Gannon (7 games)
59.6	Jim Plunkett (10 games)
57.8	Ken Stabler (12 games)

Highest completion percentage, game (min. 20 att.)

79.3	Rich Gannon, vs. NYJ, Jan. 12, 2002
73.9	Ken Stabler, vs. Cin., Dec. 28, 1975
70.8	Jim Plunkett, vs. Sea., Jan. 8, 1984



INDIVIDUAL PLAYOFF RECORDS

RECEIVING

Most receptions, career

73	Cliff Branch (19 games)
70	Fred Biletnikoff (16 games)
45	Tim Brown (12 games)

Most receptions, game

9	Cliff Branch, vs. Pit., Dec. 29, 1974
	Fred Biletnikoff, vs. NE, Dec. 18, 1976
	Jerry Rice, vs. NYJ, Jan. 12, 2002
	Tim Brown, vs. Ten., Jan. 19, 2003
8	Fred Biletnikoff, vs. Mia., Dec. 21, 1974
	Charlie Smith, vs. KC, Jan. 4, 1970
1	Cliff Branch, vs. Phi., Jan. 25, 1981

Most yards receiving, career

1,289	Cliff Branch (19 games)
1,167	Fred Biletnikoff (16 games)
581	Tim Brown (12 games)

Most yards receiving, game

190	Fred Biletnikoff, at NYJ, Dec. 29, 1968
186	Cliff Branch, vs. Pit., Dec. 29, 1974
183	Jerry Rice, vs. NYJ, Jan. 12, 2002
180	Fred Biletnikoff, vs. KC, Dec. 22, 1968

Most games, 100-or-more yards receiving, career

4	Fred Biletnikoff (16 games)
3	Cliff Branch (19 games)
1	8 times

Most consecutive games, 100-or-more yards receiving

2	Fred Biletnikoff (1968)
---	-------------------------

Most touchdown receptions, career

10	Fred Biletnikoff (16 games)
7	Dave Casper (7 games)
5	Cliff Branch (19 games)

Most touchdown receptions, game

3	Fred Biletnikoff, vs. KC, Dec. 22, 1968
	Dave Casper, at BalC., Dec. 24, 1977
2	Bill Miller, vs. GB, Jan. 14, 1968
	Warren Wells, vs. KC, Dec. 22, 1968
	Fred Biletnikoff, vs. HouO., Dec. 21, 1969
	Rod Sherman, vs. HouO., Dec. 21, 1969
	Dave Casper, at Den., Jan. 1, 1978
	Cliff Branch, vs. Phi., Jan. 25, 1981

INTERCEPTIONS BY

Most interceptions by, career

8	Lester Hayes (8 games)
7	Willie Brown (8 games)
4	Nemiah Wilson (4 games)



CB Lester Hayes

Most interceptions by, game

3	Rod Martin, vs. Phi., Jan. 25, 1981
2	Jack Tatum, at Pit., Jan. 4, 1976
	Lester Hayes, vs. HouO., Dec. 28, 1980
	Lester Hayes, at Cle., Jan. 4, 1981
	Mike Davis, vs. Sea., Jan. 8, 1984
	Tory James, vs. Mia., Jan. 6, 2001

Most consecutive games, interception

2	George Atkinson (1968-69)
	Willie Brown (1973)
	Willie Hall (1976-77)

Longest interception return

90	Tory James, vs. Mia., Jan. 6, 2001 (TD)
75	Willie Brown, vs. Min., Jan. 9, 1977 (TD)
54	Willie Brown, vs. Pit., Dec. 22, 1973 (TD)

SCORING

Most points, career

99	George Blanda (19 FG, 42 PAT) (15 games)
78	Chris Bahr (15 FG, 33 PAT) (11 games)
60	Fred Biletnikoff (10 TD) (16 games)
60	Marcus Allen (10 TD) (10 games)

Most points, game

18	Fred Biletnikoff, vs. KC, Dec. 22, 1968
	Dave Casper, at BalC., Dec. 24, 1977
	Napoleon McCallum, vs. Den., Jan. 9, 1994
16	George Blanda, vs. HouO., Dec. 31, 1967
15	George Blanda, vs. Pit., Dec. 22, 1973

Most touchdowns, career

10	Fred Biletnikoff (16 games)
10	Marcus Allen (10 games)
7	Dave Casper (7 games)

Most touchdowns, game

3	Fred Biletnikoff, vs. KC, Dec. 22, 1968
	Dave Casper, at BalC., Dec. 24, 1977
	Napoleon McCallum, vs. Den., Jan. 9, 1994
2	14 times

Most field goals attempted, career

33	George Blanda (15 games)
19	Chris Bahr (11 games)
16	Sebastian Janikowski (7 games)

Most field goals attempted, game

6	George Blanda, vs. HouO., Dec. 31, 1967
5	George Blanda, vs. Pit., Dec. 22, 1973
4	George Blanda, at NYJ, Dec. 29, 1968
	Sebastian Janikowski, vs. NYJ, Jan. 12, 2003

Most field goals, career

19	George Blanda (15 games)
15	Chris Bahr (11 games)
14	Sebastian Janikowski (7 games)

Most field goals, game

4	George Blanda, vs. HouO., Dec. 31, 1967
	George Blanda, vs. Pit., Dec. 22, 1973
3	George Blanda, at NYJ, Dec. 29, 1968
	Chris Bahr, vs. Sea., Jan. 8, 1984
	Sebastian Janikowski, vs. NYJ, Jan. 12, 2002
	Sebastian Janikowski, vs. NYJ, Jan. 12, 2003

Longest field goal

49	Jeff Jaeger, vs. Cin., Jan. 13, 1991
48	George Blanda, at BalC., Jan. 3, 1971
47	Chris Bahr, vs. HouO., Dec. 28, 1980



INDIVIDUAL PLAYOFF RECORDS

Most (one-point) points after touchdown, career

42	George Blanda (15 games)
33	Chris Bahr (11 games)
15	Sebastian Janikowski (7 games)

Most (one-point) points after touchdown, game

8	George Blanda, vs. HouO., Dec. 21, 1969
6	Jeff Jaeger, vs. Den., Jan. 9, 1994
5	George Blanda, vs. KC, Dec. 22, 1968
	Chris Bahr, vs. Pit., Jan. 1, 1984
	Chris Bahr, vs. Was., Jan. 22, 1984
	Sebastian Janikowski, vs. Ten., Jan. 19, 2003

KICKOFF RETURNS

Most kickoff returns, career

16	Clarence Davis (7 games)
16	Carl Garrett (5 games)
16	Marcus Knight (3 games)
14	George Atkinson (9 games)

Most kickoff returns, game

8	Marcus Knight, vs. TB, Jan. 26, 2003
6	Jamie Holland, at Buf., Jan. 20, 1991
5	Carl Garrett, at BalC., Dec. 24, 1977
	Marcus Knight, vs. Ten., Jan. 19, 2003

Most kickoff return yards, career

481	Carl Garrett (5 games)
347	Marcus Knight (3 games)
343	Clarence Davis (7 games)

Most kickoff return yards, game

169	Carl Garrett, at Bal., Dec. 24, 1977
143	Marcus Knight, vs. Ten., Jan. 19, 2003
	Marcus Knight, vs. TB, Jan. 26, 2003
119	Carl Garrett, vs. NE, Dec. 18, 1976

Highest average, career (10 returns)

30.1	Carl Garrett (5 games)
27.9	George Atkinson (9 games)
21.7	Marcus Knight (3 games)

Highest average, game (3 returns)

37.0	Carl Garrett, at Den., Jan. 1, 1978
33.8	Carl Garrett, at Bal., Dec. 24, 1977
31.7	George Atkinson, vs. KC, Jan. 4, 1970

Longest kickoff return

44	Marcus Knight, vs. Ten., Jan. 19, 2003
29	Marcus Knight, vs. TB, Jan. 26, 2003
28	David Dunn, vs. Mia., Jan. 6, 2001
	David Dunn, vs. Bal., Jan. 14, 2001
	Marcus Knight, vs. NYJ, Jan. 12, 2003

PUNTING

Most punts, game

9	Ray Guy, vs. HouO., Dec. 28, 1980
	Ray Guy, at Cle., Jan. 4, 1981
	Shane Lechler, at NE, Jan. 19, 2002
8	Ray Guy, at Pit., Jan. 4, 1976
	Ray Guy, at BalC., Dec. 24, 1977
	Ray Guy, at Sea., Dec. 22, 1984

Highest gross punting average, game (4 punts)

56.0	Ray Guy, at SD, Jan. 11, 1981
51.1	Ray Guy, vs. HouO., Dec. 28, 1980
48.5	Mike Eischeid, vs. KC, Jan. 4, 1970

Longest punt

71	Ray Guy, at SD, Jan. 11, 1981
66	Ray Guy, vs. HouO., Dec. 28, 1980
64	Shane Lechler, vs. Bal., Jan. 14, 2001

PUNT RETURNS

Most punt returns, career

18	Neal Colzie (5 games)
13	George Atkinson (9 games)
	Greg Pruitt (6 games)

Most punt returns, game

5	Rodger Bird, vs. HouO., Dec. 31, 1967
	Neal Colzie, at BalC., Dec. 24, 1977
	Greg Pruitt, vs. Cle., Jan. 8, 1983
	Greg Pruitt, vs. Pit., Jan. 1, 1984
4	Neal Colzie, vs. Cin., Dec. 28, 1975
	Neal Colzie, vs. Min., Jan. 9, 1977
	Keith Moody, vs. HouO., Dec. 28, 1980
	Fulton Walker, vs. NE, Jan. 5, 1986

Most punt return yards, career

221	Neal Colzie (5 games)
101	Greg Pruitt (6 games)
96	Rodger Bird (4 games)

Most punt return yards, game

64	Neal Colzie, vs. Cin., Dec. 28, 1975
53	Neal Colzie, vs. NE, Dec. 18, 1976
49	Rodger Bird, vs. HouO., Dec. 31, 1967
47	Greg Pruitt, vs. Pit., Jan. 1, 1984
45	Greg Pruitt, vs. Cle., Jan. 8, 1983

Highest punt return average, career (9 returns)

12.3	Neal Colzie (5 games)
8.3	Tim Brown (12 games)
8.0	Rodger Bird (4 games)

Highest punt return average, game (3 returns)

17.7	Neal Colzie, vs. NE, Dec. 18, 1976
16.0	Neal Colzie, vs. Cin., Dec. 28, 1975
13.3	Tim Brown, vs. Cin., Jan. 13, 1991

Longest punt return

25	Neal Colzie, vs. Min., Jan. 9, 1977
24	Darrien Gordon, vs. Mia., Jan. 6, 2001
17	Darrien Gordon, vs. TB, Jan. 26, 2003

MISCELLANEOUS

Most sacks, career (since 1982)

7.5	Greg Townsend (7 games)
5.5	Lyle Alzado (3 games)
4.0	Howie Long (7 games)
	Rod Martin (4 games)

Most sacks, game (since 1982)

3.0	Greg Townsend, vs. Cin., Jan. 13, 1991
2.5	Lyle Alzado, vs. Pit., Jan. 1, 1984
2.0	Rod Martin, vs. Cle., Jan. 8, 1983
	Johnny Robinson, vs. Cle., Jan. 8, 1983
	Greg Townsend, vs. Sea., Jan. 8, 1984
	Lyle Alzado, at Sea., Dec. 24, 1984
	Sean Jones, vs. NE, Jan. 5, 1986
	Scott Davis, at KC, Dec. 28, 1991



TEAM PLAYOFF RECORDS

NET YARDS GAINED

Most Yards gained, game

526	vs. Cleveland, Jan. 8, 1983 (140 ru., 386 pa.)
512	at Baltimore, Dec. 24, 1977 (167 ru., 345 pa.)
509	vs. New York Jets, Jan. 12, 2002 (215 ru., 294 pa.)
465	vs. Kansas City, Dec. 22, 1968 (118 ru., 347 pa.)
451	at New York Jets, Dec. 29, 1968 (50 ru., 401 pa.)

Fewest yards gained, game

211	vs. Baltimore, Jan. 14, 2001 (24 ru., 187 pa.)
225	at Cleveland, Jan. 4, 1981 (76 ru., 149 pa.)
236	at Miami, Dec. 30, 1973 (107 ru., 129 pa.)
	at New England, Jan. 19, 2002 (77 ru., 159 pa.)

RUSHING

Most yards gained rushing, game

266	vs. Minnesota, Jan. 9, 1977 (52 att.)
263	vs. Houston Oilers, Dec. 31, 1967 (48 att.)
235	vs. Cincinnati, Jan. 13, 1991 (32 att.)

Fewest yards gained rushing, game

19	vs. Tampa Bay, Jan. 26, 2003 (11 att.)
24	vs. Baltimore, Jan. 14, 2001 (17 att.)
29	vs. Pittsburgh, Dec. 29, 1974 (21 att.)

Most rushing attempts, game

55	vs. Pittsburgh, Dec. 22, 1973 (232 yds.)
52	vs. Minnesota, Jan. 9, 1977 (266 yds.)
51	vs. Cincinnati, Dec. 28, 1975 (173 yds.)
	vs. Pittsburgh, Dec. 26, 1976 (157 yds.)

Fewest rushing attempts, game

11	vs. Tampa Bay, Jan. 26, 2003 (19 yds.)
17	vs. Baltimore, Jan. 14, 2001 (24 yds.)
	vs. Tennessee, Jan. 19, 2003 (89 yds.)
19	at New York Jets, Dec. 29, 1968 (50 yds.)

PASSING

Most passes attempted, game

47	at New York Jets, Dec. 29, 1968 (20 comp.)
45	vs. Kansas City, Jan. 4, 1970 (17 comp.)
44	vs. Tampa Bay, Jan. 26, 2003 (24 comp.)

Fewest passes attempted, game

16	vs. Miami, Dec. 27, 1970 (8 comp.)
	vs. Pittsburgh, Dec. 26, 1976 (10 comp.)
17	vs. Pittsburgh, Dec. 22, 1973 (14 comp.)

Most passes completed, game

29	vs. Tennessee, Jan. 19, 2003 (41 att.)
24	vs. Cleveland, Jan. 8, 1983 (37 att.)
	vs. Tampa Bay, Jan. 26, 2003 (44 att.)

Fewest passes completed, game

8	vs. Miami, Dec. 27, 1970 (16 att.)
	vs. Houston Oilers, Dec. 28, 1980 (23 att.)
10	vs. Houston Oilers, Dec. 31, 1967 (26 att.)
	vs. Pittsburgh, Dec. 26, 1976 (16 att.)

Most net yards gained, passing, game

393	at New York Jets, Dec. 29, 1968
370	vs. Cleveland, Jan. 8, 1983
336	vs. Kansas City, Dec. 22, 1968

Fewest net yards gained, passing, game

63	vs. Pittsburgh, Dec. 26, 1976
78	at Pittsburgh, Dec. 23, 1972
101	vs. Houston Oilers, Dec. 31, 1967

Most touchdowns passing, game

6	vs. Houston Oilers, Dec. 21, 1969
5	vs. Kansas City, Dec. 22, 1968
4	vs. Miami, Dec. 21, 1974

Most passes had intercepted, game

6	at Buffalo, Jan. 20, 1991
5	vs. Tampa Bay, Jan. 26, 2003
4	vs. Kansas City, Jan. 4, 1970
	at Kansas City, Dec. 28, 1991
	vs. Baltimore, Jan. 14, 2001

SCORING

Most points, game

56	vs. Houston Oilers, Dec. 21, 1969 (56-7)
42	vs. Denver, Jan. 9, 1994 (42-24)
41	vs. Kansas City, Dec. 22, 1968 (41-6)
	vs. Tennessee, Jan. 19, 2003 (41-24)

Fewest points, game

3	at Buffalo, Jan. 20, 1991 (51-3)
	vs. Baltimore, Jan. 14, 2001 (16-3)
6	at Kansas City, Dec. 28, 1991 (10-6)

Largest margin of victory

49	vs. Houston Oilers, Dec. 21, 1969 (56-7)
35	vs. Kansas City, Dec. 22, 1968 (41-6)
33	vs. Houston Oilers, Dec. 31, 1967 (40-7)

Most overall touchdowns, game

8	vs. Houston Oilers, Dec. 21, 1969
6	vs. Denver, Jan. 9, 1994
5	vs. Kansas City, Dec. 22, 1968
	at Baltimore Colts, Dec. 24, 1977
	vs. Pittsburgh, Jan. 1, 1984
	vs. Washington, Jan. 22, 1984
	vs. Tennessee, Jan. 19, 2003

Most field goals, game

4	vs. Houston Oilers, Dec. 31, 1967
	vs. Pittsburgh, Dec. 22, 1973
3	at New York Jets, Dec. 29, 1968
	vs. Seattle, Jan. 8, 1984
	vs. New York Jets, Jan. 12, 2002
	vs. New York Jets, Jan. 12, 2003

Most (one-point) points after touchdown

8	vs. Houston Oilers, Dec. 21, 1969
6	vs. Denver, Jan. 9, 1994
5	vs. Kansas City, Dec. 22, 1968
	vs. Pittsburgh, Jan. 1, 1984
	vs. Washington, Jan. 22, 1984
	vs. Tennessee, Jan. 19, 2003

PUNTING

Most punts, game

9	vs. Houston Oilers, Dec. 28, 1980
	at Cleveland, Jan. 4, 1981
	at New England, Jan. 19, 2002
8	at Pittsburgh, Jan. 4, 1976
	at Baltimore Colts, Dec. 24, 1977
	at Seattle, Dec. 22, 1984

Fewest punts, game

1	vs. Cincinnati, Dec. 28, 1975
	at Kansas City, Dec. 28, 1991
2	vs. Pittsburgh, Dec. 22, 1973
	at Miami, Dec. 30, 1973
	vs. Seattle, Jan. 8, 1984
	vs. New England, Jan. 5, 1986
	vs. Cincinnati, Jan. 13, 1991
	vs. New York Jets, Jan. 12, 2002



TEAM PLAYOFF RECORDS

Highest gross average, game (4 punts)

56.0	at San Diego, Jan. 11, 1981
51.1	vs. Houston Oilers, Dec. 28, 1980
48.5	vs. Kansas City, Jan. 4, 1970

PUNT RETURNS

Most punt returns, game

6	vs. Houston Oilers, Dec. 31, 1967 at Baltimore Colts, Dec. 24, 1977 vs. Houston Oilers, Dec. 28, 1980 vs. Pittsburgh, Jan. 1, 1984
5	vs. Cleveland, Jan. 8, 1983

Most yards, punt returns, game

64	vs. Cincinnati, Dec. 28, 1975
53	vs. New England, Dec. 18, 1976
52	vs. Pittsburgh, Jan. 1, 1984

KICKOFF RETURNS

Most kickoff returns, game

9	at Buffalo, Jan. 20, 1991 vs. Tampa Bay, Jan. 26, 2003
7	vs. Green Bay, Jan. 14, 1968

Most yards, kickoff returns, game

186	at Baltimore Colts, Dec. 24, 1977
149	vs. Tampa Bay, Jan. 26, 2003
143	vs. Tennessee, Jan. 19, 2003

PENALTIES

Most penalties, game

17	vs. Denver, Jan. 9, 1994
14	vs. Houston Oilers, Dec. 28, 1980 vs. Tennessee, Jan. 19, 2003
11	vs. New England, Dec. 18, 1976

Fewest penalties, game

0	vs. Cincinnati, Jan. 13, 1991
1	vs. Kansas City, Dec. 22, 1968
2	at New York Jets, Dec. 29, 1968 at Baltimore Colts, Jan. 3, 1971 at Pittsburgh, Dec. 23, 1972 at Denver, Jan. 1, 1978 vs. Pittsburgh, Jan. 1, 1984



2002 AFC Championship

DEFENSIVE RECORDS

TOTAL YARDS ALLOWED

Fewest net yards allowed, game

180	vs. Houston Oilers, Dec. 31, 1967
211	vs. Seattle, Jan. 8, 1984
215	vs. Kansas City, Jan. 4, 1970
217	vs. Miami, Jan. 6, 2001

Most net yards allowed, game

502	at Buffalo, Jan. 20, 1990
447	at San Diego, Jan. 11, 1981
413	vs. New York Jets, Jan. 12, 2002
412	vs. New York Jets, Jan. 15, 1983

RUSHING

Fewest yards allowed, rushing, game

28	vs. Houston Oilers, Dec. 21, 1969
38	vs. Houston Oilers, Dec. 31, 1967
41	vs. Miami, Jan. 6, 2001
56	vs. Cleveland, Jan. 8, 1983 vs. Denver, Jan. 9, 1994

Most yards allowed, rushing, game

266	at Miami, Dec. 30, 1973
213	vs. Miami, Dec. 21, 1974
210	vs. Pittsburgh, Dec. 29, 1974
205	at Seattle, Dec. 22, 1984
202	at Buffalo, Jan. 20, 1991

PASSING

Fewest opponent passes attempted, game

6	at Miami, Dec. 30, 1973
10	at Seattle, Dec. 22, 1984
14	vs. Miami, Dec. 21, 1974 at Kansas City, Dec. 28, 1991
15	vs. New England, Jan. 5, 1986 vs. Cincinnati, Jan. 13, 1991

Most opponent passes attempted, game

54	vs. Denver, Jan. 9, 1994
52	at New England, Jan. 19, 2002
49	at New York Jets, Dec. 29, 1968
47	vs. New York Jets, Jan. 12, 2003
46	vs. Houston Oilers, Dec. 21, 1969 at San Diego, Jan. 11, 1981

Fewest opponent passes completed, game

3	at Miami, Dec. 30, 1973
4	at Seattle, Dec. 22, 1984
7	vs. Kansas City, Jan. 4, 1970 vs. Miami, Dec. 21, 1974
8	Three times

Most opponent passes completed, game

32	vs. Denver, Jan. 9, 1994 at New England, Jan. 19, 2002
27	at Buffalo, Jan. 15, 1994
26	vs. New York Jets, Jan. 12, 2002
24	vs. Minnesota, Jan. 9, 1977

Fewest opponent net yards, passing, game

26	at Miami, Dec. 30, 1973
46	at Seattle, Dec. 22, 1984
58	vs. Cincinnati, Jan. 13, 1991
73	at Kansas City, Dec. 28, 1991
81	vs. Miami, Dec. 21, 1974

Most opponent net yards, passing, game

351	at San Diego, Jan. 11, 1981
-----	-----------------------------



TEAM PLAYOFF RECORDS

331	vs. Denver, Jan. 9, 1994
300	at Buffalo, Jan. 20, 1991
297	at New England, Jan. 19, 2002
291	vs. Philadelphia, Jan. 25, 1981

Most opponent touchdown passes, game

3	at New York Jets, Dec. 29, 1968
	vs. Denver, Jan. 9, 1994
	vs. New York Jets, Jan. 12, 2002
2	10 times

Most opponent passes intercepted

5	vs. Seattle, Jan. 8, 1984
4	vs. Kansas City, Dec. 22, 1968
3	6 times

SCORING

Most points allowed, game

51	at Buffalo, Jan. 20, 1991
48	vs. Tampa Bay, Jan. 26, 2003
33	vs. Green Bay, Jan. 14, 1968
31	at Baltimore Colts, Dec. 24, 1977

Fewest points allowed, game

0	vs. Miami, Jan. 6, 2001
6	vs. Kansas City, Dec. 22, 1968
7	vs. Houston Oilers, Dec. 31, 1967
	vs. Houston Oilers, Dec. 21, 1969
	vs. Pittsburgh, Dec. 26, 1976
	vs. Houston Oilers, Dec. 28, 1980

Most opponent touchdowns scored, game

7	at Buffalo, Jan. 20, 1991
6	vs. Tampa Bay, Jan. 26, 2003
4	vs. Cincinnati, Dec. 28, 1975
	at Baltimore Colts, Dec. 24, 1977
	at Buffalo, Jan. 15, 1994

Most opponent field goals scored, game

4	vs. Green Bay, Jan. 14, 1968
3	vs. Baltimore, Jan. 14, 2001
	at New England, Jan. 19, 2002
2	11 times

Most opponent (one-point) points after TD, game

6	at Buffalo, Jan. 20, 1991
	vs. Tampa Bay, Jan. 26, 2003
4	vs. Cincinnati, Dec. 28, 1975
	at Baltimore Colts, Dec. 24, 1977
3	11 times

PUNTING

Most opponent punts, game

13	at Baltimore Colts, Dec. 24, 1977
11	vs. Houston Oilers, Dec. 31, 1967
	vs. Houston Oilers, Dec. 21, 1969
10	at New York Jets, Dec. 29, 1968
9	vs. Houston Oilers, Dec. 28, 1980

Fewest opponent punts, game

1	at Miami, Dec. 30, 1973
	vs. New York Jets, Jan. 12, 2002
2	at San Diego, Jan. 11, 1981
	vs. New York Jets, Jan. 15, 1983
	at Buffalo, Jan. 20, 1991
	at Kansas City, Dec. 28, 1991
	vs. New York Jets, Jan. 12, 2003

Opponent highest gross average (4 punts), game

51.6	vs. Cincinnati, Jan. 13, 1991
48.5	vs. Cleveland, Jan. 8, 1983

48.2	at Pittsburgh, Dec. 23, 1972
47.0	vs. Kansas City, Dec. 22, 1968

PUNT RETURNS

Most opponent punt returns, game

7	vs. Houston Oilers, Dec. 28, 1980
	at Cleveland, Jan. 4, 1981
5	vs. Green Bay, Jan. 14, 1968
	at Seattle, Dec. 22, 1984
	at New England, Jan. 19, 2002

Most yards, opponent punt returns, game

84	vs. Houston Oilers, Dec. 28, 1980
81	at Cleveland, Jan. 4, 1981
76	vs. Miami, Jan. 6, 2001
58	vs. Baltimore, Jan. 14, 2001
52	at Seattle, Dec. 22, 1984

KICKOFF RETURNS

Most opponent kickoff returns, game

9	vs. Houston Oilers, Dec. 31, 1967
8	vs. Kansas City, Dec. 22, 1968
	vs. New York Jets, Jan. 12, 2002
7	6 times

Most yards, opponent kickoff returns, game

215	vs. Houston Oilers, Dec. 31, 1967
210	vs. New York Jets, Jan. 12, 2002
193	at Baltimore Colts, Dec. 24, 1977
183	vs. Miami, Dec. 21, 1974
156	vs. Pittsburgh, Dec. 22, 1973

SACKS

Most sacks, game (since 1967)

7	vs. Houston Oilers, Dec. 28, 1980
6	vs. Houston Oilers, Dec. 21, 1969
	at Baltimore Colts, Dec. 24, 1977
	vs. Cleveland, Jan. 8, 1983
	vs. Washington, Jan. 22, 1984
5	vs. Cincinnati, Dec. 28, 1975
	vs. Pittsburgh, Jan. 1, 1984

PENALTIES

Most opponent penalties, game

10	vs. New England, Dec. 18, 1976
	vs. Denver, Jan. 9, 1994
	vs. Baltimore, Jan. 14, 2001
8	at Baltimore Colts, Dec. 24, 1977
	at Denver, Jan. 1, 1978
	vs. Houston Oilers, Dec. 28, 1980
	vs. Miami, Jan. 6, 2001

Fewest opponent penalties, game

0	vs. Miami, Dec. 27, 1970
	vs. New York Jets, Jan. 12, 2002
1	vs. Green Bay, Jan. 14, 1968
	at Pittsburgh, Dec. 23, 1972
	vs. Cincinnati, Jan. 13, 1991
	at New England, Jan. 19, 2002
2	5 times



ALL-TIME RAIDERS

No.	PLAYER	SCHOOL	POS	YEARS	No.	PLAYER	SCHOOL	POS	YEARS
— A —									
60,97	ACKERMAN, Rick	Memphis State	DT	1984, 1987	7	BESSILLIEU, Don	Georgia Tech	DB	1983, 1985
28	ADAMS, Phillip	South Carolina State	DB	2012-13	54	BEUERLEIN, Steve	Notre Dame	QB	1988-90
95	ADAMS, Sam	Texas A&M	DT	2002	14,25	BIEKERT, Greg	Colorado	LB	1993-01
59	ADAMS, Stanley	Memphis State	LB	1984	96	BILETNIKOFF, Fred	Florida State	WR	1965-78
44	ADAMS, Stefan	East Carolina	DB	1986-89	21	BILUKIDI, Christo	Georgia State	DT	2012-13
88	ADKISSON, James	South Carolina	TE	2005-06	53	BIRD, Rodger	Kentucky	DB	1966-68
3	AGAANIAN, Ben	New Mexico	K	1962	66	BIRDWELL, Dan	Houston	DT	1962-69
83	AIKENS, Carl	Northern Illinois	WR	1987	67	BISHOP, Sonny	Fresno State	G	1963
58	ALEXANDER, Elijah	Kansas State	LB	2000-01	56	BLACK, Barry	Boise State	G	1987
89	ALEXANDER, Mike	Penn State	WR	1989	16	BLACKSTOCK, Darryl	Virginia	LB	2011
94	ALFORD, Jay	Penn State	DT	2010	57	BLANDA, George	Kentucky	QB-K	1967-75
80	ALLEN, Dalva	Houston	DE	1962-64	7	BLANKENSHIP, Greg	Cal State-Hayward	LB	1976
21	ALLEN, Eric	Arizona State	DB	1998-01	54	BOLLER, Kyle	California	QB	2010-11
20	ALLEN, Jackie	Baylor	DB	1969	67	BONNESS, Rik	Nebraska	LB	1976
32	ALLEN, Marcus	USC	RB	1982-92	87	BOOTHE, Kevin	Cornell	G	2006
94,55	ALSTON, Jon	Stanford	LB	2007-09	35	BOSS, Kevin	Western Oregon	TE	2011
77	ALZADO, Lyle	Yankton	DE	1982-85	76	BOWIE, John	Cincinnati	DB	2007-09
92	AMEY, Vince	Arizona State	DT	1998	30	BOYD, Greg	San Diego State	DT	1984
83	ANDERSON, Courtney	San Jose State	TE	2004-06	84	BOYD, Jerome	Oregon	DB	2009, 11
33	ANDERSON, Eddie	Fort Valley State	DB	1987-97	27	BOYDSTON, Max	Oklahoma	TE	1962
23	ANDERSON, Marques	UCLA	DB	2004	40	BOYNTON, George	East Texas State	DB	1962
2	ARAGUZ, Leo	Stephen F. Austin	P	1996-99	54	BRABHAM, Cary	SMU	DB	1994
78	ARCHER, Dan	Oregon	T	1967	81	BRACELIN, Greg	California	LB	1981
66	ARMSTRONG, Ramon	TCU	T	1960	27	BRADSHAW, Morris	Ohio State	WR	1974-81
93	ARMSTRONG, Trace	Florida	DE	2001-03	21	BRANCH, Calvin	Colorado State	DB	1997-00, 05
83	ASAD, Doug	Northwestern	TE	1960-61	33	BRANCH, Cliff	Colorado	WR	1972-85
73,77	ASHMORE, Darryl	Northwestern	G-T	1998-01	82	BRANCH, Tyvon	Connecticut	DB	2008-13
35	ASKA, Joe	Central Oklahoma	RB	1995-97	47	BRANTON, Gene	Texas Southern	TE	1987
21	ASOMUGHHA, Nnamdi	California	DB	2003-10	91	BRAVO, Alex	Cal Poly, SLO	DB	1960-61
59	ATKINS, Larry	UCLA	LB	2003	5	BRAYTON, Tyler	Colorado	DE	2003-07
39	ATKINS, Pervis	New Mexico State	WR	1965-66	73	BREECH, Jim	California	K	1978-79
43	ATKINSON, George	Morris Brown	DB	1968-77	87	BREWINGTON, Jim	N. Carolina College	T	1961
86	AUSBERRY, David	USC	TE	2011-13	65	BRIGHTAM, Jeremy	Washington	TE	1998-02
— B —									
70	BADGER, Brad	Stanford	G-T	2002-06	95	BRISIEL, Mike	Colorado State	G	2012-13
10	BAHR, Chris	Penn State	K	1980-88	2	BRODINE, Mason	Nebraska-Kearney	DE	2011
27	BAKER, Rashad	Tennessee	DB	2007-08	55	BROMELL, Lorenzo	Clemson	DE	2003
99	BALDWIN, Keith	Texas A&M	DE	1988	33	BROOKS, Aaron	Virginia	QB	2006
42	BALL, Eric	UCLA	RB	1995	97	BROOKS, Bobby	Fresno State	LB	1999-01
93	BALL, Jerry	SMU	DT	1994-96	76	BROOKS, Bucky	North Carolina	DB	1998
40	BANASZAK, Pete	Miami (Fla.)	RB	1966-78	76	BROUGHTON, Willie	Miami (Fla.)	DT	1992-93
38	BANKS, Estes	Colorado	RB	1967	86	BROWN, Bob	Nebraska	T	1971-73
46	BANKSTON, Warren	Tulane	TE	1973-78	74	BROWN, Charles	Houston	T	1962
53	BANSABAVE, Al	USC	LB	1961	24	BROWN, Derek	Notre Dame	TE	1998
77	BARBEE, Joe	Kent State	T	1960	57	BROWN, Doug	Fresno State	DT	1964
72	BARKSDALE, Joe	LSU	T	2011	64,96	BROWN, Larry	TCU	DB	1996-97
88	BARKSDALE, Rod	Arizona	WR	1986	24	BROWN, Ricky	Boston College	LB	2006-11
56	BARNES, Jeff	California	LB	1977-87	27	BROWN, Ron	USC	DE	1987-88
69	BARNES, Khalif	Washington	T-G	2009-13	81	BROWN, Ron	Arizona State	DB-KR	1990
52	BARNES, Larry	Colorado State	LB	1960	24	BROWN, Ron	Michigan	DB	2010
51	BARNES, Rodrigo	Rice	LB	1976	47	BROWN, Stevie	Notre Dame	WR	1988-03
80	BARNWELL, Malcolm	Virginia Union	WR	1981-84	51	BROWN, Tim	Grambling	DB	1967-78
82	BARRETT, Jan	Fresno State	TE	1963-64	73	BROWN, Willie	Boston College	RB	1987
21	BARTELL, Ron	Howard	DB	2012	56,99	BROWNE, Jim	USC	LB	1987
87	BARTLEWSKI, Rich	Fresno State	TE	1990	82	BROWNER, Keith	Washington	DE-DT	1978-82
50	BARTON, Eric	Maryland	LB	1999-03	90	BROWNING, Dave	Auburn	DE	1992-98
24,29	BATES, Patrick	Texas A&M	DB	1993-94	94	BRUCE, Aundray	Colorado	WR	1978-79
76	BELCHER, Kevin	Wisconsin	T	1985	66	BRUNSON, Larry	Harvard	DT	2009-12
59	BELL, Anthony	Michigan State	LB	1992	34	BRYANT, Desmond	Florida State	DE	1999-02
28	BELL, Greg	Notre Dame	RB	1990	31	BRYANT, Tony	Kentucky	T	1984
68	BELL, Joe	Norfolk State	DE	1979	13	BRYANT, Warren	Louisville	DB	2004
38	BELL, Nick	Iowa	RB	1991-93	95	BUCHANAN, Ray	Miami (Fla.)	DB	2002-04
79	BELWAY, Brian	Calgary	DE	1987	48	BUCHANON, Phillip	USC	WR	2006
49	BENDER, Wes	USC	RB	1994	64	BUCHANON, William	Pittsburgh	DE	1987
32	BENNETT, Michael	Wisconsin	RB	2010	89	BUCZKOWSKI, Bob	Boston University	LB	1964-70
50	BENSON, Duane	Hamline	LB	1967-71	45	BUDNESS, Bill	Stanford	G	1969-78
54	BENSON, Tom	Oklahoma	LB	1989-92	86	BUEHLER, George	Catawba	WR	1969-71
70	BERGSTROM, Tony	Utah	G-T	2013	56	BUJE, Drew	Michigan	RB	1994
40	BERNS, Rick	Nebraska	RB	1982-83	95	BURCH, Gerald	Georgia Tech	TE	1961
38	BESS, Rufus	South Carolina State	DB	1979	94	BURGESS, Derrick	Mississippi	DE	2005-08
						BURNETT, Kaelin	Nevada	LB	2012-13
						BURNETT, Kevin	Tennessee	LB	2013



ALL-TIME RAIDERS

No.	PLAYER	SCHOOL	POS	YEARS	No.	PLAYER	SCHOOL	POS	YEARS
56	BURRIS, Miles	San Diego State	LB	2012-13	: 8	CULPEPPER, Daunte	UCF	QB	2007
97	BURTON, Ron	North Carolina	LB	1990	: 68	CUNNINGHAM, Rick	Texas A & M	T	1996-98
29	BUSH, Michael	Louisville	RB	2007-11	: 51	CURRY, Aaron	Wake Forest	LB	2011-12
96	BUTCHER, Paul	Wayne State	LB	1996	: 1, 89	CURRY, Ronald	North Carolina	WR	2002-08
19	BUTLER, Brice	San Diego State	WR	2013	:		D —		
50,54	BYRD, Darryl	Illinois	LB	1983-84, 87	: 50	DALBY, Dave	UCLA	C-G	1972-85
		C —			: 3	DALLUSO, Brad	UCLA	K	2001
57	CALDWELL, Tony	Washington	LB	1983-85	: 36	DANIELS, Clem	Prairie View	RB	1961-67
21	CALHOUN, Rick	Cal State-Fullerton	RB	1987	: 75	DANIELS, David	Florida A&M	DT	1966
16	CAMARILLO, Rich	Washington	P	1996	: 83	DAVIDSON, Ben	Washington	DE	1964-71
74	CAMPBELL, Bruce	Maryland	G	2010-11	: 19	DAVIDSON, Cotton	Baylor	QB	1962-69
8	CAMPBELL, Jason	Auburn	QB	2010-11	: 79	DAVIS, Bruce	UCLA	T	1979-87
77	CAMPBELL, Joe	Maryland	DE	1980-81	: 58	DAVIS II, Bruce	UCLA	LB	2010-11
67	CAMPBELL, Stan	Iowa State	G	1962	: 28	DAVIS, Clarence	USC	RB	1971-78
27	CANNAVINO, Joe	Ohio State	DB	1960-61	: 7	DAVIS, Greg	The Citadel	K	1998
33	CANNON, Billy	Louisiana State	TE	1964-69	: 45	DAVIS, James	Southern	DB	1982-87
66	CARLISLE, Cooper	Florida	G	2007-12	: 34	DAVIS, Jason	Illinois	RB	2008
20	CARR, Chetti	NW Oklahoma	WR	1987	: 36	DAVIS, Mike	Colorado	DB	1978-85
23	CARR, Chris	Boise State	CB	2005-07	: 70	DAVIS, Scott	Illinois	DE	1988-91, 94
21	CARRINGTON, Darren	Northern Arizona	DB	1996	: 48	DAVIDSON, Jerone	Arizona State	RB	1996-97
51	CARROLL, Joe	Pittsburgh	LB	1972-73	: 54	DENNER, Mike	Southern Miss.	LB	1974-75
97	CARTER, Andre	California	DE	2012	: 4	DePOYSTER, Jerry	Wyoming	K	1971-72
33	CARTER, Louis	Maryland	RB	1975	: 79	DESKINS, Don	Michigan	G	1960
20	CARTER, Perry	Mississippi	DB	1996-98	: 64	DICKERSON, Andy	California Lutheran	G	1987
29	CARTER, Russell	SMU	DB	1988-89	: 29	DICKERSON, Eric	SMU	RB	1992
25	CARTWRIGHT, Rock	Kansas State	RB	2010-11	: 10	DICKEY, Eldridge	Tennessee State	WR	1968-71
37	CASEY, Chance	Baylor	DB	2013	: 23	DICKINSON, Bo	Southern Miss.	RB	1964
88	CASH, Kerry	Texas	TE	1995	: 73	DIEHL, John	Virginia	DT	1965
87	CASPER, Dave	Notre Dame	TE	1974-80, 84	: 64	DINAPOLI, Gennaro	Virginia Tech	G	1998-99
85	CAVALLI, Carmen	Richmond	DE	1960	: 68	DITTRICH, John	Wisconsin	G	1960
52	CELOTTO, Mario	USC	LB	1980-81	: 58	DIXON, Ernest	South Carolina	LB	1998
85	CHANDLER, Bob	USC	WR	1980-82	: 35	DIXON, Hewitt	Florida A&M	RB	1966-70
77	CHAPMAN, Ted	Maryland	DE	1987	: 31	DIXON, Rickey	Oklahoma	DB	1993
95	CHARLES, Mike	Syracuse	DT	1990	: 46	DORN, Torin	North Carolina	DB	1990-93
35	CHEKWA, Chimdi	Ohio State	DB	2011-13	: 33	DORSETT, Anthony	Pittsburgh	DB	2000-03
87,88	CHESTER, Raymond	Morgan State	TE	1970-72, 78-81	: 21	DORSEY, Dick	USC	WR	1962
46	CHRISTENSEN, Todd	BYU	RB-TE	1979-88	: 71	DOTSON, Al	Grambling	DT	1968-70
48	CHRISTENSON, Brandon	NW Oklahoma St.	TE	2002	: 44	DOUGHERTY, Bob	Kentucky	LB	1960-63
75	CHURCHWELL, Hansen	Mississippi	DT	1960	: 10	DREISBACH, Scott	Michigan	QB	1999-00
55	CLARK, Danny	Illinois	LB	2004-05	: 83	DUDLEY, Rickey	Ohio State	TE	1996-00
78	CLAY, John	Missouri	T	1987	: 54	DUFFAULT, Paul	New Hampshire	C-G	1987
57	CLAYTON, Keenan	Oklahoma	LB	2012	: 84	DUFF, John	New Mexico	TE-DE	1993-94
58	CLEMONS, Chris	Georgia	LB-DE	2007	: 88	DUNN, David	Fresno State	WR-KR	2000-01
84	CLINE, Tony	Miami (Fla.)	DE	1970-75	: 17	DWIGHT, Tim	Iowa	WR	2007
90	COLEMAN, Kenyon	UCLA	DE	2002	: 84	DYAL, Mike	Texas A&I	TE	1989-90
57	COLEMAN, Rod	East Carolina	DT	1999-03	: 59	DYSON, Matt	Michigan	DT-LB	1995
5	COLLINS, Kerry	Penn State	QB	2004-05	:		E —		
79	COLLINS, Mo	Florida	G-T	1998-03	: 82	EASON, John	Florida A&M	TE	1968
92	COLLONS, Ferric	California	DT	1993	: 33	EASY, Omar	Penn State	RB	2005
20	COLZIE, Neal	Ohio State	DB	1975-78	: 20,38	ECHEMANDU, Adimchinobi	California	RB	2006-07
43	COMBS, Derek	Ohio State	DB	2002	: 41	EDMONDS, Bobby Joe	Arkansas	KR	1989
59	CONDO, Jon	Maryland	LS	2007-13	: 58	EDWARDS, Kalimba	South Carolina	DE	2008
55,60	CONNERS, Dan	Miami (Fla.)	LB	1964-74	: 36	EDWARDS, Lloyd	San Diego State	TE	1969
5	CONWAY, Brett	Penn State	K	2000	: 11	EISCHKE, Mike	Upper Iowa	K	1966-71
43	COOLBAUGH, Bob	Richmond	WR	1961	: 50	EKEJIUBA, Isaiah	Virginia	LB	2005-09
75	COOPER, Chris	Nebraska-Omaha	DT	2001-03	: 33	ELLIS, Craig	San Diego State	RB	1987
49	COOPER, Earl	Rice	TE	1986	: 99	ELLIS, Greg	North Carolina	DE	2009
40	COOPER, Jarrod	Kansas State	DB	2004-07	: 58	ELLIS, Jim	Boise State	LB	1987
95	COOPER, Marquis	Washington	LB	2008	: 27	ELLISON, Glenn	Arkansas	RB	1971
80	COPELAND, Horace	Miami (Fla.)	WR	1999	: 50	ELLISON, Riki	USC	LB	1990-92
95	CORMIER, Joe	USC	LB	1987	: 14	ENIS, Hunter	TCU	QB	1962
72	CORNELL, Jack	Notre Dame	G-T	2013	: 46	ENVART, Bill	Oregon State	LB	1971
46	COSTA, Dave	Utah	DT	1963-65	: 31	EUGENE, Hiram	Louisiana Tech	DB	2007-10
94	COSTELLO, Joe	Central Connecticut	LB	1989	: 11	EVANS, Vince	USC	QB	1987-95
42	CRAIG, Dobie	Howard Payne	WR	1962-63	:		F —		
22	CRAIG, Roger	Nebraska	RB	1991	: 86	FAIRBAND, Bill	Colorado	LB	1967-68
91	CRAWFORD, Jack	Penn State	DE	2012-13	: 20,25	FARGAS, Justin	USC	RB	2003-09
84	CRINER, Juron	Arizona	WR	2012-13	: 21	FELLOWS, Ron	Missouri	DB	1987-88
32	CROCKETT, Zack	Florida State	RB	1999-06	: 34	FENNER, Derrick	North Carolina	RB	1995-97
22	CROW, Wayne	California	RB-DB	1960-61	: 86	FERNANDEZ, Mervyn	San Jose State	WR	1987-92
23	CRUDUP, Derrick	Oklahoma	DB	1989, 91	: 69	FICCA, Dan	USC	G	1962



ALL-TIME RAIDERS

No.	PLAYER	SCHOOL	POS	YEARS	No.	PLAYER	SCHOOL	POS	YEARS
80	FIELDS, George	Bakersfield J.C.	DT	1960-61	: 36	GRIFFITH, Justin	Mississippi State	RB	2007-08
13	FIGURS, Yamon	Kansas State	WR	2010	: 97	GRIMES, Phil	Central Missouri	DE	1987
76	FINNERAN, Garry	USC	DT	1961	: 17	GROSSART, Kyle	Oregon State	QB	1980
73	FITZPATRICK, James	USC	G-T	1990-91	: 64	GROVE, Jake	Virginia Tech	C-G	2004-08
21	FLEMING, George	Washington	RB	1961	: 52	GROVES, Quentin	Auburn	LB	2010-11
88	FLEMISTER, Zeron	Iowa	TE	2005	: 97	GUNHEIM, Greyson	Washington	DE	2008-09
15	FLORES, Tom	Pacific	QB	1960-61, 63-66	: 64	GURODE, Andre	Colorado	C-G	2013
15	FLYNN, Matt	LSU	QB	2013	: 22	GUY, Louie	Mississippi	DB	1964
55	FOLSTON, James	Northeast Louisiana	LB	1994-98	: 8	GUY, Ray	Southern Miss.	K	1973-86
5	FORD, Cole	USC	K	1995-97	:		H — H		
12	FORD, Jacoby	Clemson	WR	2010-13	: 80,10	HAGAN, Derek	Arizona State	WR	2011, 2012
49	FOSCHI, John Paul	Georgia Tech	FB	2005-06	: 30	HAGBERG, Roger	Minnesota	RB	1965-69
41	FOSTER, Ron	Cal State-Northridge	DB	1987	: 23	HALL, DeAngelo	Virginia Tech	DB	2008
31	FRANCIES, Coye	San Jose State	DB	2012	: 45	HALL, Tim	Robert Morris	RB	1996-97
10	FRANCIS, Carlos	Texas Tech	WR	2004-05	: 39	HALL, Willie	USC	LB	1975-78
47	FRANK, Donald	Winston-Salem	DB	1994	: 98	HAMILTON, Bobby	Southern Miss.	DE	2004-05
58	FRANKLIN, Keith	South Carolina	LB	1995	: 73	HANNAH, Charley	Alabama	G	1983-88
94	FRANKS, Elvis	Morgan State	DE	1985-86	: 23	HANSON, Joselio	Texas Tech	DB	2012
53	FREDRICKSON, Rob	Michigan State	LB	1994-97	: 45	HARDEN, Mike	Michigan	DB	1989-90
61	FREEMAN, Mike	Arizona	G	1988	: 86	HARDMAN, Cedrick	North Texas State	DE	1980-81
70	FREEMAN, Russell	Georgia Tech	T	1995	: 82	HARDY, Charles	San Jose State	WR	1960-62
3	FRYE, Charlie	Akron	QB	2009	: 4	HARDY, David	Texas A&M	K	1987
45	FULCHER, David	Arizona State	LB	1993	: 24	HARKEY, Lance	Illinois	DB	1987
89	FULCHER, Mondriel	Miami (Fla.)	TE	2000-02	: 75,77	HARLOW, Pat	USC	T	1996-98
20	FULLER, Charles	San Francisco State	RB	1961-62	: 93	HARRIS, James	Temple	DE	1998-99
		G —			: 29	HARRIS, John	Santa Monica J.C.	DB	1960-61
85,80	GABRIEL, Doug	UCF	WR	2003-05, 06	: 37	HARRIS, Johnnie	Mississippi State	DB	1999-01
27	GAINER, Derrick	Florida A&M	RB	1992	: 77	HARRIS, Kwame	Stanford	T	2008
53	GAITHER, Omar	Tennessee	LB	2012	: 58	HARRIS, Napoleon	Northwestern	LB	2002-04
12	GALLEGOS, Chon	San Jose State	QB	1962	: 28	HARRISON, Dwight	Texas A&I	DB	1980
76	GALLERY, Robert	Iowa	T-G	2004-10	: 74	HARRISON, Nolan	Indiana	DT-DE	1991-96
3	GAMACHE, Vince	Cal State-Northridge	K	1987	: 28	HARRISON, Rob	Sacramento State	RB	1987
12	GANNON, Rich	Delaware	QB	1999-04	: 23,34	HART, Harold	Texas Southern	RB	1974-75, 78
28	GARNER, Bob	Fresno State	DB	1961-62	: 61	HART, Roy	South Carolina	DT	1991
25	GARNER, Charlie	Tennessee	RB	2001-03	: 70	HARVEY, James	Mississippi	G	1966-71
31	GARRETT, Carl	NM Highlands	RB	1976-77	: 52	HARVEY, Richard	Tulane	LB	1998-99
83	GAULT, Willie	Tennessee	WR	1988-93	: 87	HASSELBECK, Don	Colorado	TE	1983
98,94	GBAJA-BIAMILA, Akbar	San Diego State	DE-LB	2003-04	: 34	HASTY, James	Washington State	DB	2001
3	GEORGE, Jeff	Illinois	QB	1997-98	: 26	HAWKINS, Clarence	Florida A&M	RB	1979
63	GESEK, John	Sacramento State	G	1987-89	: 27	HAWKINS, Frank	Nevada	RB	1981-87
25	GIBSON, Claude	North Carolina State	DB	1963-65	: 57	HAWKINS, Mike	Texas A&I	LB	1982
36	GIBSON, Derrick	Florida State	DB	2001-06	: 65	HAWKINS, Wayne	Pacific	G	1960-70
90	GILBERT, Sean	Pittsburgh	DT	2003	: 77	HAWTHORNE, Anttaj	Wisconsin	DT	2005-06
44	GILLET, Fred	Los Angeles State	TE	1964	: 25	HAYDEN, DJ	Houston	DB	2013
29	GINN, Hubie	Florida A&M	RB	1976-78	: 37	HAYES, Lester	Texas A&M	DB	1977-86
27	GIORDANO, Matt	California	DB	2011-12	: 22	HAYNES, Mike	Arizona State	DB	1983-89
73	GIPSON, Tom	North Texas State	DT	1971	: 11	HEINRICH, Don	Washington	QB	1962
87	GLOVER, Andrew	Grambling	TE	1991-96	: 79	HENDERSON, John	Tennessee	DT	2010-11
92	GLOVER, La'Roi	San Diego State	DT	1996	: 75	HENDERSON, Mario	Florida State	T	2007-10
50	GOETHEL, Travis	Arizona State	LB	2010-12	: 83	HENDRICKS, Ted	Miami (Fla.)	LB	1975-83
66	GOGAN, Kevin	Washington	G	1994-96	: 49	HERMANN, Dick	Florida State	LB	1965
81	GOLDSTEIN, Alan	North Carolina	WR	1960	: 84,86	HEROCK, Ken	West Virginia	TE	1963-65, 67
79	GOLIC, Bob	Notre Dame	DT	1989-92	: 84	HESTER, Jessie	Florida State	WR	1985-87
14	GOLSTEYN, Jerry	Northern Illinois	QB	1984	: 44	HETHERINGTON, Chris	Yale	RB	2003-04
94	GOLTZ, Rick	Simon Fraser	DE	1987	: 75	HEYER, Stephon	Maryland	T	2011
90	GOODLOW, Darryl	Oklahoma	LB	1987	: 12,85	HEYWARD-BEY, Darrius	Maryland	WR	2009-12
25	GOODSON, Mike	Texas A&M	RB	2012	: 15	HIGGINS, Johnnie Lee	UTEP	WR	2007-10
55	GORDON, Alex	Cincinnati	LB	1990	: 32	HIGSMITH, Don	Michigan State	RB	1970-72
23	GORDON, Darrien	Stanford	DB	1999-00, 02	: 12	HILGER, Rusty	Oklahoma State	QB	1985-87
82	GORDON, Richard	Miami (Fla.)	TE	2011-12	: 36	HILL, Greg	Oklahoma State	DB	1987
6, 7	GOSSETT, Jeff	Eastern Illinois	P	1988-96	: 48	HILL, Kenny	Yale	DB	1981-83
85	GRADY, Sam	Tennessee	WR	1990-92	: 23	HILL, Madre	Arkansas	RB	2002
5	GRADKOWSKI, Bruce	Toledo	QB	2009-10	: 22	HILL, Renaldo	Michigan State	CB	2005
68	GRAHAM, Aaron	Nebraska	C	2001	: 38	HILL, Rod	Kentucky State	DE	1987
74	GRAHAM, Derrick	Appalachian State	G	1998	: 85	HINTON, Marcus	Alcorn State	TE	1995-96
95,99,59	GRANT, DeLawrence	Oregon State	DE-LB	2001-05	: 20	HIPP, I.M.	Nebraska	RB	1980
60	GRAVES, Rory	Ohio State	T	1988-91	: 80	HOBBES, Daryl	Pacific	WR	1993-96
45	GRAYSON, David	Oregon	DB	1965-70	: 9	HOBERT, Billy Joe	Washington	QB	1995-96
12	GREEN, Charley	Wittenberg	QB	1966	: 84	HOISINGTON, Al	Pasadena J.C.	WR	1960
74	GREEN, Cornell	Central Florida	T	2007-09	: 82	HOLLAND, Jamie	Ohio State	WR	1990-91
41	GREENWOOD, David	Wisconsin	DB	1988	: 10,23	HOLLAND, Jonathan	Louisiana Tech	WR-DB	2008-09



ALL-TIME RAIDERS

No.	PLAYER	SCHOOL	POS	YEARS	No.	PLAYER	SCHOOL	POS	YEARS
12	HOLLAS, Donald	Rice	QB	1997-98	:32	JONES, Jim	Washington	LB	1961
76	HOLLOWAY, Brian	Stanford	G-T	1987-88	:52	JONES, Mike	Missouri	LB	1991-96
57	HOLMBERG, Rob	Penn State	LB	1994-97	:99	JONES, Sean	Northeastern	DE	1984-87
18	HOLMES, Andre	Hillsdale	WR	2013	:22	JONES, Taiwan	Eastern Wash.	RB-DB	2011-13
71	HOLMES, Lester	Jackson State	G	1997	:90	JONES, Willie	Florida State	DE	1979-82
52	HOPKINS, Jerry	Texas A&M	LB	1968	:85	JORDAN, Charles	Long Beach CC	WR	1993
23,88	HORTON, Ethan	North Carolina	RB-TE	1987,89-93	:34	JORDAN, LaMont	Maryland	RB	2005-07
20	HOSKINS, Derrick	Southern Miss.	DB	1992-95	:28	JORDAN, Randy	North Carolina	RB	1993,1998-02
15	HOSTETLER, Jeff	West Virginia	QB	1993-96	:64,74	JORDAN, Shelby	Washington (Mo.)	T	1983-86
84	HOUSHMANDZADEH, T.J.	Oregon State	WR	2011	:96,94	JOSEPH, William	Miami (Fla.)	DT	2008-09
99	HOUSTON, Lamarr	Texas	DE	2010-13	:46	JOYNER, L.C.	Diablo Valley J.C.	DB	1960
80	HOWARD, Desmond	Michigan	WR-KR	1997-98	:87,89	JUNKIN, Trey	Louisiana Tech	LB	1985-89,96
53	HOWARD, Thomas	UTEP	LB	2006-10	:				
14	HOYING, Bobby	Ohio State	QB	1999-01	:88	KASA, Nick	Colorado	TE	2013
39,44	HUBBARD, Marv	Colgate	RB	1969-75	:26	KAUFMAN, Napoleon	Washington	RB	1995-00
57	HUDDLESTON, John	Utah	LB	1978-79	:74	KEATING, Tom	Michigan	DT	1966-72
36	HUDSON, Bob	NE Oklahoma	RB	1973-74	:57	KELLY, Joe	Washington	LB	1993
24	HUFF, Michael	Texas	DB	2006-12	:93	KELLY, Tommy	Mississippi State	DT	2004-12
71	HULSEY, Corey	Clemson	G-T	2003-06	:72	KENNEDY, Lincoln	Washington	T	1996-03
11	HUMM, David	Nebraska	QB	1975-79,83-84	:73	KENT, Greg	Utah	T	1966
98	HUNLEY, Ricky	Arizona	LB	1989-90	:24	KEYES, Bob	San Diego	RB	1960
93	HUNTER, Jason	Appalachian State	DE	2013	:46	KIDD, Carl	Arkansas	DB	1995-96
94	HUNTLEY, Kevin	Kansas State	DE	2006	:59	KIMMEL, Jamie	Syracuse	LB	1986-88
5	HUSTED, Michael	Virginia	K	1999	:92	KING, Emanuel	Alabama	LB	1989
		— I —			:31	KING, Joe	Oklahoma State	DB	1995
53	IHENACHO, Carl	San Jose State	LB	2012	:33	KING, Kenny	Oklahoma	RB	1980-85
92	IOANE, Junior	Arizona State	DT	2000-02	:52	KING, Linden	Colorado State	LB	1986-89
86	IRONS, Gerald	Maryland State	LB	1970-75	:7	KING, Marquette	Fort Valley State	P	2013
96	IRONS, Grant	Notre Dame	DE	2003-06	:62	KINLAW, Reggie	Oklahoma	DT	1979-84
86	ISMAIL, Raghib	Notre Dame	WR	1993-95	:42	KIRBY, Terry	Virginia	RB	2000-02
		— J —			:70	KLEIN, Dick	Iowa	T	1963-64
34	JACKSON, Bo	Auburn	RB	1987-90	:7	KLINGER, David	Houston	QB	1996-97
32	JACKSON, Bobby	New Mexico State	RB	1964	:83	KNIGHT, Marcus	Michigan	WR	2001-02
90	JACKSON, Grady	Knoxville	DT	1997-01	:74	KOCH, Pete	Maryland	DE	1989
91	JACKSON, Leonard	Oklahoma State	LB	1987	:88	KOCUREK, Dave	Wisconsin	TE	1967-68
42	JACKSON, Monte	San Diego State	DB	1978-82	:56	KOEGEL, Warren	Penn State	C	1971
32	JACKSON, Richard	Southern	LB	1966	:71	KORVER, Kelvin	Northwestern (Iowa)	DT	1973-77
42	JACKSON, Steve	Louisiana State	DB	1977	:35	KOWALCZYK, Walt	Michigan State	RB	1961
49	JACKSON, Victor	Bowie State	DB	1987	:38	KOY, Ted	Texas	TE	1970
77	JACOBS, Proverb	California	T	1963-64	:27	KRAKOSKI, Joe	Illinois	DB	1963-66
18	JAEGER, Jeff	Washington	K	1989-95	:62	KRUSE, Bob	Wayne State	G	1967-68
70	JAGIELSKI, Harry	Indiana	DT	1961	:34	KUNZ, Terry	Colorado	RB	1976-77
6	JAKOWENKO, George	Syracuse	K	1974	:89	KWALICK, Ted	Penn State	TE	1975-77
20	JAMES, Tory	LSU	DB	2000-02	:79	KYSAR, Jeff	Arizona State	T	1995-96
11	JANIKOWSKI, Sebastian	Florida State	K	2000-13	:				
95	JASPER, Ed	Texas A&M	DT	2005	:74	LACHEY, Jim	Ohio State	T	1988
88	JELACIC, Jon	Minnesota	DE	1961-64	:3	LAMONICA, Daryle	Notre Dame	QB	1967-74
10	JENKINS, Greg	Alabama State	WR	2013	:25	LAND, Dan	Albany State	DB	1989-97
21	JENKINS, Mike	South Florida	DB	2013	:79	LANIER, Ken	Florida State	T	1993
64	JENKINS, Robert	UCLA	T	1994-96	:23	LARSCHIED, Jack	Pacific	RB	1960-61
27	JENKINS, Ronney	Northern Arizona	RB-KR	2003	:12	LARSON, Paul	California	QB	1960
39	JENNINGS, Brandon	Texas A&M	DB	2000-02	:42	LASKEY, Bill	Michigan	LB	1966-70
27	JENNINGS, Rashad	Liberty	RB	2013	:77	LASSITER, Issac	St. Augustine	DE	1965-69
33	JENNINGS, Rick	Maryland	WR	1976-77	:81	LATHAN, Greg	Cincinnati	WR	1987
31	JENSEN, Derrick	Texas Arlington	RB-TE	1979-86	:70	LAWRENCE, Henry	Florida A&M	T	1974-86
82	JETT, James	West Virginia	WR	1993-02	:13	LAWRENCE, Larry	Iowa	QB	1974-75
58	JIMERSON, A.J.	Norfolk State	LB-DE	1990-91	:44	LAWTON, Luke	McNeese State	RB	2008-09
37	JOHNSON, Chris	Louisville	DB	2007-11	:9	LECHLER, Shane	Texas A&M	P	2000-12
41	JOHNSON, Eric	Nebraska	LB-DB	2000-03	:26	LEE, Pat	Auburn	DB	2012
98	JOHNSON, Kevin	Texas Southern	DT	1997	:42	LEE, ReShard	Middle Tennessee St.	RB	2006
58	JOHNSON, Monte	Nebraska	LB	1973-80	:40	LEE, Zeph	USC	RB-DB	1987-89
7	JOHNSON, Rob	USC	QB	2003	:7	LEINART, Matt	USC	QB	2012
82	JOHNSON, Teyo	Stanford	TE	2003-04	:75	LEKKERKERKER, Brad	UC Davis	T	2005
51	JOHNSON, Tim	Youngstown State	LB	2002-05	:87	LELIE, Ashley	Hawaii	WR	2008
42	JOHNSON, Shelton	Wisconsin	DB	2013	:31	LEVITT, Chad	Cornell	RB	1997
N/A	JOHNSTON, Mark	Northwestern	DB	1964	:29	LEWIS, Albert	Grambling	DB	1994-98
51	JOHNSTONE, Lance	Temple	DE	1996-00,06	:51	LEWIS, Bill	Nebraska	C-G	1986-89
88	JOLLEY, Doug	BYU	TE	2002-04	:21	LEWIS, Garry	Alcorn State	DB	1990-91
27,44	JONES, Calvin	Nebraska	RB	1994-95	:21	LEWIS, Harold	Houston	RB	1962
82	JONES, David	Delaware State	TE	1992	:20	LEWIS, Tahoun	Nebraska	DB	1991
82	JONES, Horace	Louisville	DE	1971-75	:60	LILES, Alva	Boise State	DT	1980



ALL-TIME RAIDERS

No.	PLAYER	SCHOOL	POS	YEARS	No.	PLAYER	SCHOOL	POS	YEARS
37	LLOYD, Doug	North Dakota State	RB	1991	: 10	MERCER, Mike	Northern Arizona	K	1963-66
37	LOCKETT, Wade	Cal State-Fullerton	WR	1987	: 52	MERRILL, Mark	Minnesota	LB	1984
73	LOCKLIN, Billy Ray	New Mexico State	G	1960	: 98	MICKELL, Darren	Florida	DE	2001
80	LOFTON, James	Stanford	WR	1987-88	: 85	MICKENS, Terry	Florida A&M	WR	1998-00
75	LONG, Howie	Villanova	DE-DT	1981-93	: 73	MIDDLETON, Frank	Arizona	G	2001-04
60	LOPER, Daniel	Texas Tech	G	2010	: 55	MILLEN, Matt	Penn State	LB	1980-88
7	LOSMAN, J.P.	Tulane	QB	2009	: 37	MILLER, Alan	Boston College	RB	1961-63, 65
31	LOTT, Billy	Mississippi	RB	1960	: 89	MILLER, Bill	Miami (Fla.)	WR	1964, 66-68
42	LOTT, Ronnie	USC	DB	1991-92	: 22	MILLER, Justin	Clemson	DB	2008-09
60	LOUTERBACK, Tom	San Jose State	LB	1960-61	: 89	MILLER, Nick	Southern Utah	WR	2009-11
38	LOVE, Clarence	Toledo	DB	2002-03	: 80	MILLER, Zach	Arizona State	TE	2007-10
77	LUMPKIN, Ricky	Kentucky	DT	2013	: 56	MILLS, John Henry	Wake Forest	LB-TE	1997-98
43	LYNCH, Lorenzo	Sacramento State	DB	1996-97	: 22	MINCY, Charles	Washington	DB	1999
23	LYONS, Lamar	Washington	DB	1996	: 21	MINGO, Gene	None	K	1964-65
		— M —		: 64	: 3	MIRALDI, Dean	Utah	G	1987
37	MacKINNON, Jacque	Colgate	TE	1970	: 87	MIRER, Rick	Notre Dame	QB	2002-03
28	MACON, Ed	Pacific	DB	1960	: 78, 87	MIRICH, Rex	Northern Arizona	DT	1964-66
85	MADSEN, John	Utah	TE	2006-08	: 67, 87	MISCHAK, Bob	Army	TE-G	1963-65
63	MADY, Lamar	Youngstown State	G	2013	: 34	MITCHELL, Mike	Ohio	DB	2009-12
50	MAIABA, Kaluka	USC	LB	2013	: 82	MITCHELL, Tom	Bucknell	TE	1966
14	MANN, Errol	North Dakota	K	1976-78	: 77	MIX, Ron	USC	T	1971
67	MANOUKIAN, Don	Stanford	G	1960	: 83	MOFFETT, Tim	Mississippi	WR	1985-86
68	MARINOVICH, Marv	USC	G	1965	: 22	MONTALBO, Mel	Utah State	DB	1962
12	MARINOVICH, Todd	USC	QB	1991-92	: 28	MONTGOMERY, Cleo	Abilene Christian	RB-WR	1981-85
60	MARSH, Curt	Washington	G	1981-86	: 69	MONTGOMERY, Tyrone	Mississippi	RB	93-94
	MARTEN, James	Boston College	T	2008	: 65	MONTROY, Max	UCLA	G	1990-94
53	MARTIN, Rod	USC	LB	1977-88	: 26	MOODY, Keith	Syracuse	DB	1980
17	MARTIN, Tee	Tennessee	QB	2003	: 88	MOORE, Bob	Stanford	TE	1971-75
89	MARTINI, Rich	UC Davis	WR	1979-80	: 17	MOORE, Denarius	Tennessee	WR	2011-13
65	MARVIN, Mickey	Tennessee	G	1977-87	: 36	MOORE, Manfred	USC	RB	1976
67, 97	MARYLAND, Russell	Miami (Fla.)	DT	1996-99	: 55	MOORE, Sio	Connecticut	LB	2013
71	MASON, Lindsey	Kansas	T	1978-81	: 19	MORANT, Johnnie	Syracuse	WR	2004-06
85	MASTRUD, Jeron	Kansas State	TE	2013	: 61, 51	MORRIS, Chris	Michigan State	C-G	2006-09
56	MATSON, Arch	Michigan State	LB	1963-65	: 55, 92	MORRIS, Riley	Florida A&M	DE	1960-62
43	MATTHEWS, Ira	Wisconsin	RB-WR	1979-81	: 49	MORRISON, Dave	SW Texas State	DB	1968
72	MATUSZAK, John	Tampa	DE-DT	1976-82	: 52	MORRISON, Kirk	San Diego State	LB	2005-09
42	MAXWELL, Tom	Texas A&M	DB	1971-73	: 35	MORROW, Tom	Southern Miss.	DB	1962-64
33	MAYBERRY, Doug	Utah State	RB	1963	: 50	MORTON, Mike	North Carolina	LB	1995-98
43	McCALL, Joe	Pittsburgh	RB	1984	: 72	MOSEBAR, Don	USC	C-G-T	1983-94
34, 41	McCALLUM, Napoleon	Navy	RB	1986, 90-94	: 94	MOSS, Jarvis	Florida	DE	2010-11
32	McCANN, Bryan	SMU	DB	2011	: 18	MOSS, Randy	Marshall	WR	2005-06
73	McCANTS, Matt	UAB	T	2013	: 99	MOSS, Winston	Miami (Fla.)	LB	1991-94
55	McCLAIN, Rolando	Alabama	LB	2010-12	: 27	MOSTARDI, Rich	Kent State	DB	1962
57	McCLANAHAN, Randy	SW Louisiana	LB	1977, 80-82	: 97	MRAZ, Mark	Utah State	DE	1989
47	McCLOUGHAN, Kent	Nebraska	DB	1965-70	: 42	MUELLER, Vance	Occidental	RB	1986-90
56	McCOLL, Milt	Stanford	LB	1988	: 82	MUHAMMAD, Calvin	Texas Southern	WR	1982-83
12	McCOWN, Josh	Sam Houston State	QB	2007	: 97	MUIR, Daniel	Kent State	DT	2013
90	McCOY, Larry	Lamar	LB	1984	: 52	MUIRBROOK, Shay	BYU	LB	1997
76	McCOY, Mike	Notre Dame	DT	1977-78	: 76	MURANSKY, Ed	Michigan	G-T	1982-84
36	McDANIEL, Terry	Tennessee	DB	1988-97	: N/A	MURDOCK, Jesse	California Western	RB	1963
77	McELROY, Reggie	West Texas State	G-T	1991-92	: 18	MURPHY, Louis	Florida	WR	2009-11
26	McELROY, Vann	Baylor	DB	1982-90	: 48	MUSTAFAA, Najee	Georgia Tech	DB	1995
20	McFADDEN, Darren	Arkansas	RB	2008-13	: 83	MYERS, Brandon	Iowa	TE	2009-12
54	McFADDEN, Marshall	South Carolina State	LB	2013	: 70	MYLES, Toby	Jackson State	G-T	2000-01
22	McFADDEN, Walter	Auburn	CB	2010	: :		— N —		
16	McFARLANE, Nyle	BYU	DE	1960	: 42	NASH, Keyon	Albany State	DB	2004
24	McFOY, Chris	USC	WR	2007	: 44	NDUKWE, Chinedum	Notre Dame	DB	2011
92	McGEE, Stacy	Oklahoma	DT	2013	: 6	NEDNEY, Joe	San Jose State	K	1999
91	McGLOCKTON, Chester	Clemson	DT	1992-97	: 38	NELMS, Cory	Miami (Fla.)	DB	2012
14	McGLOIN, Matt	Penn State	QB	2013	: 51	NELSON, Bob	Nebraska	LB	1980-85
54	McKENZIE, Reggie	Tennessee	LB	1985-88	: 62	NEWBERRY, Jeremy	California	C	2007
23	McKINNEY, Odis	Colorado	DB	1980-86	: 30	NEWMAN, Anthony	Oregon	DB	1998-99
20	McLEMORE, Chris	Arizona	RB	1987-88	: 70	NICKLAS, Pete	Baylor	T	1962
61	McMATH, Herb	Morningside	DT	1976	: 76	NIX, Lucas	Pittsburgh	G	2012-13
92	McMILLEN, Dan	Colorado	LB	1987	: 56	NIXON, David	BYU	LB	2009
45	McMILLIN, Jim	Colorado State	DB	1963-64	: 53	NOBLE, Mike	Stanford	LB	1987
73	McMURTRY, Chuck	Whittier	DT	1962-63	: 72	NORRIS, Jim	Houston	DT	1962-64
79	McQUISTAN, Paul	Weber State	G	2006-09	: 58	NORRIS, Slade	Oregon State	LB	2009
73	McRAE, Charles	Tennessee	T	1996	: 71	NOVSEK, Joe	Tulsa	DE	1962
68, 79	MEDLIN, Dan	North Carolina State	G	1974-76, 79	: :				
54	MENDENHALL, Terry	San Diego State	LB	1971-72	: :				



ALL-TIME RAIDERS

No.	PLAYER	SCHOOL	POS	YEARS	No.	PLAYER	SCHOOL	POS	YEARS
— O —									
85	OATS, Carleton	Florida A&M	DT	1965-72	45	REDMOND, J.R.	Arizona State	RB	2003-04
61	OGAS, Dave	San Diego State	LB	1968	74	REECE, Marcel	Washington	RB	2008-13
74	OGLESBY, Paul	UCLA	T	1960	62	REESE, Archie	Clemson	DT	1982-83
49	OLAWALE, Jamize	North Texas	RB	2012-13	37	REGENT, Shawn	Boston College	C	1987
56	OLIVER, Ralph	USC	LB	1968-69	46	REINFELDT, Mike	Wisconsin, Milwaukee	DB	1976
98	OSBORNE, Chuck	Arizona	DT	1998-99	17	REYNOLDS, Billy	Pittsburgh	QB	1960
81	OSBORNE, Clancy	Arizona State	LB	1963-64	33	REYNOLDS, M.C.	Louisiana State	QB	1962
46	O'NEAL, Oren	Arkansas State	RB	2007-09	52	RHODES, Dominic	Midwestern State	RB	2007
35	O'STEEN, Dwayne	San Jose State	DB	1980-81	67	RICE, Floyd	Alcorn A&M	LB	1976-77
34	OTTO, Gus	Missouri	LB	1965-72	80	RICE, Harold	Tennessee State	DE	1971
50,00	OTTO, Jim	Miami (Fla.)	C	1960-74	75	RICE, Jerry	Mississippi Valley St.	WR	2001-04
44	OWENS, Burgess	Miami (Fla.)	DB	1980-82	27	RICE, Ken	Auburn	T	1964-65
— P —									
3	PALMER, Carson	USC	QB	2011-12	98	RICH, Randy	New Mexico	DB	1978
12	PAPAS, Nick	Fresno State	QB	1961	41	RICHARDSON, Jay	Ohio State	DE	2007-09
10	PARILLI, Babe	Kentucky	QB	1960	57	RIDDICK, Louis	Pittsburgh	DB	1998
81	PARKER, Andy	Utah	TE	1984-88, 90	37	RIDDLE, Ryan	California	LB	2005
36	PARKER, Ron	Newberry	DB	2011	32,48	RIDLEHUBER, Preston	Georgia	RB	1968
71	PARKS, Nate	Stanford	G-T	1999-00	80	RIEHM, Chris	Ohio State	G	1986-88
97	PARRELLA, John	Nebraska	DT	2002-04	40	RIEVES, Charles	Houston	LB	1962-63
67	PARSONS, Alex	USC	G-C	2012	23	RISON, Andre	Michigan State	WR	2000
79	PASHOS, Tony	Illinois	T	2013	81	RITCHIE, Jon	Stanford	RB	1998-02
7	PASTORINI, Dan	Santa Clara	QB	1980	53	RIVERA, Hank	Oregon State	DB	1962
71	PATTEN, Duke	Duke	T	1991	95	RIVERA, Mychal	Tennessee	TE	2013
43	PATTERSON, Elvis	Kansas	DB	1990-93	63	ROACH, Nick	Northwestern	LB	2013
89	PATTISON, Mark	Washington	WR	1986	40	ROBBINS, Austin	North Carolina	DT	1994-95,00
74	PEAR, Dave	Washington	DT	1979-80	71	ROBBINS, Barret	Texas Christian	C	1995-03
72	PEARS, Erik	Colorado State	G-T	2009	28	ROBERSON, Bo	Cornell	WR	1962-65
64	PEAT, Todd	Northern Illinois	G	1990, 1992-93	57	ROBERTS, Cliff	Illinois	DT	1961
16	PEETE, Rodney	USC	QB	2000-01	68	ROBINSON, Jerry	Northeast Louisiana	RB	1993-94
71	PERRY, Gerald	Southern	T	1993-95	58	ROBINSON, Greg	UCLA	LB	1985-91
84	PERRY, Mario	Mississippi	TE	1987	35	ROBINSON, Johnny	Louisiana Tech	DT-DE	1981-83
31	PERRYMAN, Raymond	Northern Arizona	DB	2001	41	ROBINSON, Ryan	Oklahoma State	DE	2013
79	PETERS, Volney	USC	DT	1961	74	ROBISKIE, Terry	Louisiana State	RB	1977-79
54	PETERSON, Calvin	UCLA	LB	1982	61	RODERICK, John	SMU	WR	1968
47	PHILLIPS, Charles	USC	DB	1975-80	52	RODRIGUEZ, Mike	Alabama	DT	1987
25	PHILLIPS, Irvin	Arkansas Tech	DB	1983	53	ROEDEL, Herb	Marquette	G	1961
35	PHILLIPS, Jess	Michigan State	RB	1975	89	ROMANO, Jim	Penn State	C	1982-84
77	PHILYAW, Charles	Texas Southern	DE	1976-79	29	ROMANOWSKI, Bill	Boston College	LB	2002-03
71	PICKEL, Bill	Rutgers	DT-DE	1983-90	78	ROSENSTEIL, Bob	Eastern Illinois	TE	1997
39	PICKENS, Bruce	Nebraska	DB	1995	26	ROSS, Brandon	Youngstown State	DB	2012-13
55	PIERSON, Shurron	South Florida	LB	2003	74	ROTHER, Tim	Nebraska	T-DT	1989-90
85	PITTS, Frank	Southern	WR	1974	80	ROUTT, Stanford	Houston	DB	2005-11
16	PLUNKETT, Jim	Stanford	QB	1978-86	34	ROWE, Dave	Penn State	DT	1975-78
38	POOLE, Tyrone	Fort Valley State	CB	2006	96	RUBKE, Karl	USC	DE	1968
23,49	POPE, Marquez	Fresno State	DB	2000-01	22	RUSSELL, Booker	SW Texas State	RB	1978-79
84	PORTER, Jerry	West Virginia	WR	2000-07	2	RUSSELL, Darrell	USC	DT-DE	1997-01
28	PORTER, Joe	Rutgers	DB	2011	2	RUSSELL, Gary	Minnesota	RB	2009
31	PORTER, Kerry	Washington State	RB	1989	64	RUSSELL, JaMarcus	Louisiana State	QB	2007-09
23	PORTER, Tracy	Indiana	DB	2013	92,90	— S —			
84	POWELL, Art	San Jose State	WR	1963-66	75	SABAL, Ron	Purdue	T	1960-61
87	POWELL, Charley	None	DE	1960-61	83	SANDS, Tordell	Tenn.-Chattanooga	DT	2003-08
20	POWERS, Warren	Nebraska	DB	1963-68	99	SANFORD, Brian	Temple	DE-DT	2013
89	PREBOLA, Gene	Boston University	TE	1960	64	SANTIAGO, O.J.	Kent State	TE	2003
20	PRICE, Dennis	UCLA	DB	1988-89	81	SAPP, Warren	Miami (Fla.)	DT	2004-07
25	PRIOR, Anthony	Washington State	DB	1998	31	SATELE, Samson	Hawaii	C	2009-11
29	PROUT, Bob	Knox College	DB	1974	44	SCHILLENS, Chaz	San Diego State	WR	2008-11
34	PRUITT, Greg	Oklahoma	RB	1982-84	10,13	SCHMAUTZ, Ray	San Diego State	LB	1966
2,6	PRYOR, Terrelle	Ohio State	QB	2011-13	79	SCHMITT, Owen	West Virginia	RB	2012
68	PYLE, Palmer	Michigan State	G	1966	30	SCHROEDER, Jay	UCLA	QB	1988-92
63	PYLES, David	Miami (Ohio)	T	1987	27,37	SCHUH, Harry	Memphis State	T	1965-70
— Q —									
47	QUEEN, Jeff	Morgan State	RB-TE	1972-73	43,88,23	SCHWEIGERT, Stuart	Purdue	DB	2004-07
— R —									
15	RAE, Mike	USC	QB	1976-78	92	SCOTT, Carey	Kentucky State	DB	2002-03
84	RAMSEY, Derrick	Kentucky	TE	1978-83	28	SCOTT, Trevor	Buffalo	DE-LB	2008-11
40	RANKIN, Louis	Washington	RB	2009	77	SEALE, Sam	West. State (Colo.)	WR-DB	1984-87,92
44	RATHMAN, Tom	Nebraska	RB	1994	32	SEILER, Paul	Notre Dame	T	1971-73
42	RAY, Marcus	Michigan	DB	1999	22	SEYMOUR, Richard	Georgia	DE-DT	2009-12
					84	SHABAZZ, Sideeq	New Mexico State	DB	2003
						SHAGHNESSY, Matt	Wisconsin	DE	2009-12
						SHAW, Glenn	Kentucky	RB	1963-64
						SHAW, Terrance	Stephen F. Austin	DB	2002-03
						SHEDD, Kenny	Northern Iowa	WR	1996-99



ALL-TIME RAIDERS


No.	PLAYER	SCHOOL	POS	YEARS	No.	PLAYER	SCHOOL	POS	YEARS
78	SHELL, Art	Maryland State	T	1968-82	: 80	THOMS, Art	Syracuse	DT	1969-76
21	SHEPPARD, Lito	Florida	DB	2011	: 29	TILLMON, Tony	Texas	DB	1987
13,23	SHERMAN, Rod	USC	WR	1967,69-71	: 22	TODD, Larry	Arizona State	RB	1965-70
58	SHIPP, Jackie	Oklahoma	LB	1989	: 58	TOLLEFSON, David	NW Missouri State	DE	2012
77	SHIRKEY, George	Stephen F. Austin	DT	1962	: 41	TONGA, Manase	BYU	RB	2011
49	SIANI, Mike	Villanova	WR	1972-77	: 29	TONGUE, Reggie	Oregon State	S	2005
49,50	SIMPSON, Jack	Mississippi	LB	1962-64	: 67	TOOMAY, Pat	Vanderbilt	DE	1977-79
20	SIMPSON, Willie	San Francisco State	RB	1962	: 30	TORAN, Stacey	Notre Dame	DB	1984-88
65	SIMS, Barry	Utah	G-T	1999-07	: 93	TOWNSEND, Greg	TCU	DE-LB	1983-93, 97
90	SIMS, Pat	Auburn	DT	2013	: 37	TRAPP, James	Clemson	DB	1993-98
60	SISTRUNK, Otis	None	DE-DT	1972-79	: 79	TRASK, Orville	Rice	DT	1962
78	SKREPENAK, Greg	Michigan	T	1992-95	: 62	TREU, Adam	Nebraska	C-G-T	1997-06
78	SLAUGHTER, Chad	Alcorn State	T	2002-06	: 72	TRUAX, Dalton	Tulane	DT	1960
73	SLUGH, Richard	North Carolina College	T	1967	: 88	TRUITT, Olanda	Mississippi State	WR	1996-97
45,58	SLOUGH, Greg	USC	LB	1971-72	: 8	TUASOSOPU, Marques	Washington	QB	2001-06,08
94	SMITH, Anthony	Arizona	DE	1991-97	: 50	TUITELE, Maugaula	Colorado State	LB	2004
77	SMITH, Bubba	Michigan State	DE	1973-74	: 67	TURK, Dan	Wisconsin	C	1989-96
23	SMITH, Charles	Utah	RB	1968-74	: 29,42	TURNER, Eric	UCLA	DB	1997-99
72	SMITH, Hal	UCLA	DT	1961	: 71	TYSON, Richard	Tulsa	G	1966
38	SMITH, James	Compton J.C.	RB	1960	:				
86	SMITH, Jim	Michigan	WR	1985	: 63	UPSHAW, Gene	Texas A&I	G	1967-81
29	SMITH, Jimmy	Elon	RB	1984	: 91	UPSHAW, Regan	California	DE	2000-02
39,83	SMITH, Kevin	UCLA	TE	1992-94	: 39	URENDA, Herman	Pacific	WR	1963
27	SMITH, Ron	Wisconsin	DB	1974	:				
35	SMITH, Steve	Penn State	RB	1987-93	: 25	VALDEZ, Vernon	San Diego	DB	1962
53,56	SMITH, Travian	Oklahoma	LB	1998-04	: 23	VAN DYKE, DeMarcus	Miami (Fla.)	DB	2011
63	SMITH, Willie	Michigan	G-T	1961	: 30	van EEGHEN, Mark	Colgate	RB	1974-81
79	SMITH, Willie	East Carolina	T	2012	: 50	VANN, Norwood	East Carolina	LB	1988
29	SOMMER, Mike	George Washington	RB	1963	: 91	VAN PELT, Brad	Michigan State	LB	1984-85
54	SO'OTO, Vic	BYU	LB	2012	: 99	VAUGHAN, Ruben	Colorado	DT-DE	1982
63	SPENCER, Ollie	Kansas	G	1963	: 68	VELDHEER, Jared	Hillsdale	T-C	2010-13
36	SPENCER, Shawntae	Pittsburgh	DB	2012	: 75	VELLA, John	USC	G-T	1972-79
45	SPIVEY, Mike	Colorado	DB	1980	: 41	VILLAPIANO, Phil	Bowling Green	LB	1971-79
58	SQUIREK, Jack	Illinois	LB	1982-85	: 78	VOIGHT, Bob	Los Angeles State	DE	1961
12	STABLER, Ken	Alabama	QB	1970-79	:				
61	STALLS, Dave	Northern Colorado	DT	1983, 1985	: 32	WADDELL, Michael	North Carolina	DB	2008
22	STARKS, Duane	Miami (Fla.)	CB	2006-07	: 71	WADE, John	Marshall	C	2008
4	STEINFORT, Fred	Boston College	K	1976	: 78	WAKEFIELD, Fred	Illinois	OL-DL	2008
10	STEMKE, Kevin	Wisconsin	P	2002	: 25	WALKER, Denard	LSU	DB	2004-05
77	STEPHENS, Rich	Tulsa	G-T	1992-96	: 86	WALKER, Derrick	Michigan	TE	1999
32	STEWART, Jeremy	Stanford	RB	2012-13	: 41	WALKER, Fulton	West Virginia	DB	1985-86
80	STEWART, Joe	Missouri	WR	1978-79	: 84	WALKER, Javon	Florida State	WR	2008-09
86	STEWART, Tony	Penn State	TE	2007-09	: 66,70	WALKER, Langston	California	T-G	2002-06,09-10
74	STINCHCOMB, Matt	Georgia	T	1999-03	: 38	WALKER, Marquis	Southern Missouri	DB	1998-99
75	STONE, Jack	Oregon	T	1961-62	: 98	WALKER, Vance	Georgia Tech	DT	2013
86,15	STONE, John	Wake Forest	WR	2004	: 51,59	WALLACE, Aaron	Texas A&M	LB-DE	1990,95,97,98
67	STONE, Ron	Boston College	G	2004-05	: 16	WALTER, Andrew	Arizona State	QB	2005-08
39	STRACHAN, Steve	Boston College	RB	1985-89	: 71	WAND, Seth	NW Missouri State	T	2007-08
80	STREATER, Rod	Temple	WR	2012-13	: 28	WARD, B.J.	Florida State	DB	2007
75	STRIGEL, Bill	Pacific	LB	1960	: 23	WARE, Jeremy	Michigan State	DB	2010
82	STRONG, Darrell	Pittsburgh	TE	2008	: 15	WARE, Tim	USC	WR	1989
94	STUBBLEFIELD, Dana	Kansas	DT	2003	: 61	WARREN, Gerard	Florida	DT	2007-09
76	SVIHUS, Bob	USC	T	1965-70	: 20,22	WARREN, Jimmy	Illinois	DB	1970-74,77
89	SWEENEY, Steve	California	WR	1973	: 78	WARZEKA, Ron	Montana State	DE	1960
56	SWILLING, Pat	Georgia Tech	DE	1995-96,98	: 27	WASHINGTON, Fabian	Nebraska	CB	2005-07
56	SWORD, Sam	Michigan	LB	1999	: 23,48	WASHINGTON, Lionel	Tulane	DB	1987-94,97
66	SYLVESTER, Steve	Notre Dame	C-G-T	1975-83	: 91	WASHINGTON, Ronnie	Northeast Louisiana	LB	1987
					: 92	WASHINGTON, Ted	Louisville	DT	2004-05
5	TALLEY, Stan	TCU	K	1987	: 19	WATKINS, Todd	BYU	WR	2008-09
31,32	TATUM, Jack	Ohio State	DB	1971-79	: 71	WATSON, Menelik	Florida State	T	2013
61	TAUTOLO, John	UCLA	T	1987	: 54	WATTS, Robert	Boston College	LB	1978
99	TAVES, Josh	Northeastern	DE	2000-01	: 20	WATTS, Ted	Texas Tech	DB	1981-84
49	TAYLOR, Billy	Texas Tech	RB	1982	: 44	WAYMER, Dave	Notre Dame	DB	1992
96	TAYLOR, Malcolm	Tennessee State	DT	1987-88	: 49	WEATHERS, Carl	San Diego State	LB	1970-71
19	TAYLOR, Travis	Florida	WR	2007	: 52	WEAVER, Gary	Fresno State	LB	1973-74
20	TEAL, Willie	Louisiana State	DB	1987	: 81	WELLS, Warren	Texas Southern	WR	1967-70
25	TERESA, Tony	San Jose State	RB	1960	: 52	WESTBROOKS, Greg	Colorado	LB	1978-81
35	TERRELL, David	Texas-El Paso	DB	2004	: 47	WHEATLEY, Tyrone	Michigan	RB	1999-03
55,94	THOMAS, Robert	UCLA	LB	2006-08	: 67	WHEELER, Dwight	Tennessee State	C-T	1984,87-88
26	THOMAS, Skip	USC	DB	1972-77	: 52	WHEELER, Philip	Georgia Tech	LB	2012
59	THOMAS, William	Texas A&M	LB	2000-01	: 82	WHEELER, Ron	Washington	TE	1987



ALL-TIME RAIDERS

No.	PLAYER	SCHOOL	POS	YEARS	No.	PLAYER	SCHOOL	POS	YEARS
96	WHITE, Alberto	Texas Southern	DE	1994	40	WILSON, Marcus	Virginia	RB	1991
29	WHITE, Eugene	Florida A&M	RB	1962	52	WILSON, Martez	Illinois	LB	2013
66	WHITLEY, Curtis	Clemson	C-G	1997	26,48	WILSON, Nemiah	Grambling	DB	1968-74
78	WHITTAKER, Scott	Kansas	C-T	1997	50	WILSON, Otis	Louisville	LB	1989
87	WHITTED, Alvis	North Carolina State	WR	2002-06	16	WILSON, Wade	East Texas State	QB	1998-99
22	WHITTINGTON, Arthur	SMU	RB	1978-81	96	WIMBLEY, Kamerion	Florida State	LB	2010-11
68	WILKERSON, Bruce	Tennessee	G-T	1987-94,98	90	WISE, Mike	UC Davis	DE	1986-90
29	WILLIAMS, Brock	Notre Dame	DB	2004	61	WISNIEWSKI, Stefan	Penn State	G-C	2011-13
19	WILLIAMS, David	Illinois	WR	1987	76	WISNIEWSKI, Steve	Penn State	G	1989-01
33	WILLIAMS, Demise	Oklahoma State	DB	1987	17	WOLFF, Scott	Mt. Union	QB	1987
85	WILLIAMS, Dokie	UCLA	WR	1983-87	77	WONG, Joe	BYU	G-T	2003
22	WILLIAMS, Harvey	LSU	RB-TE	1994-98	18	WOOD, Dick	Auburn	QB	1965
45	WILLIAMS, Henry	San Diego State	DB	1979	57	WOODEN, Terry	Syracuse	LB	1998
29	WILLIAMS, Howie	Howard	DB	1964-69	88	WOODS, Chris	Auburn	WR	1987-88
88	WILLIAMS, Jamie	Nebraska	TE	1994	24	WOODSON, Charles	Michigan	DB	1998-05,13
34	WILLIAMS, Jermaine	Houston	RB	1998-99	26	WOODSON, Rod	Purdue	DB	2002-03
59	WILLIAMS, K.D.	Henderson State	LB	1999	89	WRIGHT, Alexander	Auburn	WR	1992-94
85	WILLIAMS, Marcus	Washington State	TE	2002	66	WRIGHT, Steve	Northern Iowa	T	1987-93
17	WILLIAMS, Mike	USC	WR	2007	41	WYATT, Alvin	Bethune-Cookman	DB	1970
86	WILLIAMS, Randal	New Hampshire	TE	2005-06					
25	WILLIAMS, Ricky	Langston	DB	1985, 1987	26	YOUNG, Usama	Kent State	DB	2013
89	WILLIAMS, Rodney	Arizona	WR	1998-99	78	YOUSO, Frank	Minnesota	T	1963-65
86	WILLIAMS, Roland	Syracuse	TE	2001-02,04					
54	WILLIAMS, Sam	Fresno State	LB	2003-10	74	ZECHER, Rich	Utah State	T	1965
49	WILLIAMS, Willie	Grambling	DB	1966	28	ZEREQUE, Amos	West Virginia	RB	2004
24	WILLIAMSON, Fred	Northwestern	DB	1961-64	69	ZOGG, John	Boise State	G	1987
52	WILLIAMSON, J.R.	Louisiana Tech	LB	1964-67					
38	WILLIS, Chester	Auburn	RB	1981-84					
98	WILLIS, Mitch	SMU	DT	1985-88					
28	WILSON, Gibril	Tennessee	DB	2008					
6	WILSON, Marc	BYU	QB	1980-87					

All players listed have played in at least one regular-season game in the corresponding jersey number. Players listed on a numerical program or on the active roster without being credited with a "game played" were omitted.



WR Fred Biletnikoff



ALL-TIME NUMBERS

No.	PLAYER	SCHOOL	POS	YEARS	No.	PLAYER	SCHOOL	POS	YEARS
00*	OTTO, Jim*	Miami (Fla.)	C	1961-74	12	LARSON, Paul	California	QB	1960
01	CURRY, Ronald*	North Carolina	WR/KR	2002		PAPAS, Nick	Fresno State	QB	1961
2	ARAGUZ, Leo	Stephen F. Austin	P	1996-99		GALLEGOS, Chon	San Jose State	QB	1962
	BROOKS, Aaron	Virginia	QB	2006		GREEN, Charley	Wittenberg	QB	1966
	RUSSELL, JaMarcus	Louisiana State	QB	2007-09		STABLER, Ken	Alabama	QB	1970-79
	PRYOR, Terrelle*	Ohio State	QB	2013		HILGER, Rusty	Oklahoma State	QB	1985-87
3	AGA-JANIAN, Ben	New Mexico	K	1962		MARINOVICH, Todd	USC	QB	1991-92
	LAMONICA, Daryle	Notre Dame	QB	1967-74		HOLLAS, Donald	Rice	QB	1997-98
	GAMACHE, Vince	Cal State-Northridge	K	1987		GANNON, Rich	Delaware	QB	1999-04
	GEORGE, Jeff	Illinois	QB	1997-98		McCOWN, Josh	Sam Houston State	QB	2007
	DALUIISO, Brad	UCLA	K	2001		HEYWARD-BEY, Darrius*	Maryland	WR	2009
	MIRER, Rick	Notre Dame	QB	2002-03		FORD, Jacoby	Clemson	WR	2010-13
	FRYE, Charlie	Akron	QB	2009	13	LAWRENCE, Larry	Iowa	QB	1974-75
	PALMER, Carson	USC	QB	2011-12		SHERMAN, Rod*	USC	WR	1969-71
4	DePOYSTER, Jerry	Wyoming	K	1971-72		SCHROEDER, Jay*	UCLA	QB	1988-91
	STEINFORT, Fred	Boston College	K	1976		BUCHANON, William	USC	WR	2006
	HARDY, David	Texas A&M	K	1987		FIGURS, Yamon	Kansas State	WR	2010
5	BREECH, Jim	California	K	1978-79	14	ENIS, Hunter	TCU	QB	1962
	TALLEY, Stan	TCU	K	1987		BILETNIKOFF, Fred*	Florida State	WR	1965-66
	FORD, Cole	USC	K	1995-97		MANN, Errol	North Dakota	K	1976-78
	HUSTED, Michael	Virginia	K	1999		HOYING, Bobby	Ohio State	QB	1999-01
	CONWAY, Brett	Penn State	K	2000		McFOY, Chris	USC	WR	2007
	COLLINS, Kerry	Penn State	QB	2004-05		McGLOIN, Matt	Penn State	QB	2013
	GRADKOWSKI, Bruce	Toledo	QB	2009-10	15	FLORES, Tom	Pacific	QB	1960-61, 63-66
6	JAKOWENKO, George	Syracuse	K	1974		RAE, Mike	USC	QB	1976-78
	WILSON, Marc	BYU	QB	1980-87		WARE, Tim	USC	WR	1989
	GOSSETT, Jeff*	Eastern Illinois	P	1988-90		HOSSETLER, Jeff	West Virginia	QB	1993-96
	NEDNEY, Joe	San Jose State	K	1999		STONE, John*	Wake Forest	WR	2004
	PRYOR, Terrelle*	Ohio State	QB	2011-12		HIGGINS, Johnnie Lee	UTEP	WR	2007-10
7	PASTORINI, Dan	Santa Clara	QB	1980		FLYNN, Matt	LSU	QB	2013
	BEUERLEIN, Steve	Notre Dame	QB	1988-90	16	BLANDA, George	Kentucky	QB-K	1967-75
	GOSSETT, Jeff*	Eastern Illinois	P	1991-96		PLUNKETT, Jim	Stanford	QB	1978-86
	KLINGER, David	Houston	QB	1996-97		CAMARILLO, Rich	Washington	P	1996
	DAVIS, Greg	The Citadel	K	1998		WILSON, Wade	East Texas State	QB	1998-99
	JOHNSON, Rob	USC	QB	2003		PEETE, Rodney	USC	QB	2000-01
	LOSMAN, J.P.	Tulane	QB	2009		WALTER, Andrew	Arizona State	QB	2005-08
	BOLLER, Kyle	California	QB	2010-11	17	REYNOLDS, M.C	Louisiana State	QB	1962
	LEINART, Matt	USC	QB	2012		GROSSART, Kyle	Oregon State	QB	1980
	KING, Marquette	Fort Valley State	P	2013		WOLF, Scott	Mt. Union	QB	1987
8	GUY, Ray	SMU	K	1973-86		MARTIN, Tee	Tennessee	QB	2003
	TUIASOPO, Marques	Washington	QB	2001-06, 08		DWIGHT, Tim	Iowa	WR	2007
	CULPEPPER, Daunte	UCF	QB	2007		WILLIAMS, Mike	USC	WR	2007
	CAMPBELL, Jason	Auburn	QB	2010-11		MOORE, Denarius	Tennessee	WR	2011-13
9	HOBERT, Billy Joe	Washington	QB	1995-96	18	WOOD, Dick	Auburn	QB	1965
	LECHLER, Shane	Texas A&M	P	2000-12		JAEGER, Jeff	Washington	K	1989-95
10	PARILLI, Babe	Kentucky	QB	1960		MOSS, Randy	Marshall	WR	2005-06
	MERCER, Mike	Northern Arizona	K	1963-66		MURPHY, Louis	Florida	WR	2009-11
	DICKEY, Eldridge	Tennessee State	WR	1968-71		HOLMES, Andre	Hillsdale	WR	2013
	BAHR, Chris	Penn State	K	1980-88	19	DAVIDSON, Cotton	Baylor	QB	1962-69
	SCHROEDER, Jay*	UCLA	QB	1992		WILLIAMS, David	Illinois	WR	1987
	STEMKE, Kevin	Wisconsin	P	2002		MORANT, Johnnie	Syracuse	WR	2004-06
	FRANCIS, Carlos	Texas Tech	WR	2004-05		TAYLOR, Travis	Florida	WR	2007
	HOLLAND, Jonathan*	Louisiana Tech	WR-DB	2008		WATKINS, Todd	BYU	WR	2008-09
	HAGAN, Derek*	Arizona State	WR	2012		BUTLER, Brice	San Diego State	WR	2013
	JENKINS, Greg	Alabama State	WR	2013	20	FULLER, Charles	San Francisco State	RB	1961-62
11	HEINRICH, Don	Washington	QB	1962		SIMPSON, Willie	San Francisco State	RB	1962
	EISCHEID, Mike	Upper Iowa	K	1966-71		POWERS, Warren	Nebraska	DB	1963-68
	HUMM, David	Nebraska	QB	1975-79, 83-84		ALLEN, Jackie	Baylor	RB	1969
	EVANS, Vince	USC	QB	1987-95		WARREN, Jimmy*	Illinois	DB	1970-74
	JANIKOWSKI, Sebastian	Florida State	K	2000-13		COLZIE, Neal	Ohio State	DB	1975-78
						HIPP, I.M	Nebraska	RB	1980
						WATTS, Ted	Texas Tech	DB	1981-84
						CARR, Chetti	NW Oklahoma	WR	1987



ALL-TIME NUMBERS

No.	PLAYER	SCHOOL	POS	YEARS	No.	PLAYER	SCHOOL	POS	YEARS
	TEAL, Willie	Louisiana State	DB	1987	24	KEYES, Bob	San Diego	RB	1960
	McLEMORE, Chris	Arizona	RB	1987-88		WILLIAMSON, Fred	Northwestern	DB	1961-64
	PRICE, Dennis	UCLA	DB	1988-89		BROWN, Willie	Grambling	DB	1967-78
	LEWIS, Tahaun	Nebraska	DB	1991		HARKE, Lance	Illinois	DB	1987
	HOSKINS, Derrick	Southern Mississippi	DB	1992-95		BROWN, Ron	Arizona State	DB-KR	1990
	CARTER, Perry	Mississippi	DB	1996-98		BATES, Patrick*	Texas A&M	DB	1994
	JAMES, Tory	LSU	DB	2000-02		BROWN, Larry	TCU	DB	1996-97
	FARGAS, Justin*	USC	RB	2003-05		WOODSON, Charles	Michigan	DB	1998-05,13
	ECHEMANDU, Adimchinda*	California	RB	2006		HUFF, Michael	Texas	DB	2006-12
	McFADDEN, Darren	Arkansas	RB	2008-13					
21	FLEMING, George	Washington	RB	1961	25	TERESA, Tony	San Jose State	RB	1960
	LEWIS, Harold	Houston	RB	1962		VALDEZ, Vernon	San Diego	DB	1962
	DORSEY, Dick	USC	WR	1962		GIBSON, Claude	North Carolina State	DB	1963-65
	MINGO, Gene	None	K	1964-65		BILETNIKOFF, Fred*	Florida State	WR	1967-78
	BIRD, Rodger	Kentucky	DB	1966-68		PHILLIPS, Irvin	Arkansas Tech	DB	1983
	BRANCH, Cliff	Colorado	WR	1972-85		WILLIAMS, Ricky	Langston	DB	1985, 1987
	CALHOUN, Rick	Cal State-Fullerton	RB	1987		LAND, Dan	Albany State	DB	1989-97
	FELLOWS, Ron	Missouri	DB	1987-88		PRIOR, Anthony	Washington State	DB	1998
	LEWIS, Garry	Alcorn State	DB	1990-91		GARNER, Charlie	Tennessee	RB	2001-03
	MONTGOMERY, Tyrone	Mississippi	RB	1993-94		WALKER, Denard	LSU	DB	2004-05
	CARRINGTON, Darren	Northern Arizona	DB	1996		FARGAS, Justin*	USC	RB	2006-09
	ALLEN, Eric	Arizona State	DB	1998-01		CARTWRIGHT, Rock	Kansas State	RB	2010-11
	ASOMUGHA, Nnamdi	California	DB	2003-10		GOODSON, Mike	Texas A&M	RB	2012
	SHEPPARD, Lito	Florida	DB	2011		HAYDEN, DJ	Houston	CB	2013
	BARTELL, Ron	Howard	DB	2012	26	McFARLANE, Nyle	BYU	DE	1960
	JENKINS, Mike	South Florida	CB	2013		WILSON, Nemiah*	Grambling	DB	1968-70
22	CROW, Wayne	California	RB-DB	1960-61		THOMAS, Skip	USC	DB	1972-77
	MONTALBO, Mel	Utah State	DB	1962		HAWKINS, Clarence	Florida A&M	RB	1979
	GUY, Louie	Mississippi	DB	1964		MOODY, Keith	Syracuse	DB	1980
	TODD, Larry	Arizona State	RB	1965-70		McELROY, Yann	Baylor	DB	1982-90
	WARREN, Jimmy*	Illinois	DB	1977		KAUFMAN, Napoleon	Washington	RB	1995-00
	WHITTINGTON, Arthur	SMU	RB	1978-81		WOODSON, Rod	Purdue	DB	2002-03
	HAYNES, Mike	Arizona State	DB	1983-89		ROUTT, Stanford	Houston	DB	2005-11
	CRAIG, Roger	Nebraska	RB	1991		LEE, Pat	Auburn	DB	2012
	WILLIAMS, Harvey	LSU	RB-TE	1994-98		YOUNG, Usama	Kent State	DB	2013
	MINCY, Charles	Washington	DB	1999	27	CANNAVINO, Joe	Ohio State	DB	1960-61
	SHAW, Terrance	Stephen F. Austin	DB	2002-03		BOYNTON, George	East Texas State	DB	1962
	HILL, Renaldo	Michigan State	CB	2005		MOSTARDI, Rich	Kent State	DB	1962
	STARKE, Duane	Miami (Fla.)	CB	2006-07		KRAKOSKI, Joe	Illinois	DB	1963-66
	MILLER, Justin	Clemson	DB	2008-09		ELLISON, Glenn	Arkansas	RB	1971
	RUSSELL, Gary	Minnesota	RB	2009		SMITH, Ron	Wisconsin	DB	1974
	McFADDEN, Walter	Auburn	CB	2010		RICH, Randy	New Mexico	DB	1978
	JONES, Taiwan	Eastern Wash.	RB-DB	2011-13		HAWKINS, Frank	Nevada	RB	1981-87
23	LARSCHIED, Jack	Pacific	RB	1960-61		GAINER, Derrick	Florida A&M	RB	1992
	RIVERA, Hank	Oregon State	DB	1962		JONES, Calvin*	Nebraska	RB	1994
	DICKINSON, Bo	Southern Miss.	RB	1964		BRANCH, Calvin	Colorado State	DB	1997-00, 2005
	SHERMAN, Rod*	USC	WR	1967		SCOTT, Carey*	Kentucky State	DB	2002
	SMITH, Charles	Utah	RB	1968-74		JENKINS, Ronney	Northern Arizona	RB-KR	2003
	HART, Harold*	Texas Southern	RB	1978		REDMOND, J.R.	Arizona State	RB	2003-04
	McKINNEY, Odie	Colorado	DB	1980-86		WASHINGTON, Fabian	Nebraska	CB	2005-07
	HORTON, Ethan*	North Carolina	RB-TE	1987		BAKER, Rashad	Tennessee	DB	2007-08
	CRUDUP, Derrick	Oklahoma	DB	1989, 1991		BROWN, Stevie	Michigan	DB	2010
	SEALE, Sam*	W. State (Colo.)	WR-DB	1992		GIORDANO, Matt	California	DB	2011-12
	JORDAN, Randy*	North Carolina	RB	1993		JENNINGS, Rashad	Liberty	RB	2013
	LYONS, Lamar	Washington	RB	1996	28	MACON, Ed	Pacific	DB	1960
	WASHINGTON, Lionel*	Tulane	DB	1997		GARNER, Bob	Fresno State	DB	1961-62
	GORDON, Darrien	Stanford	DB	1999-00, 02		DAVIS, Clarence	USC	RB	1971-78
	POPE, Marquez*	Fresno State	DB	2000		HARRISON, Dwight	Texas A&I	DB	1980
	HILL, Madre	Arkansas	RB	2002		MONTGOMERY, Cleo	Abilene Christian	RB-WR	1981-85
	ANDERSON, Marques	UCLA	DB	2004		HARRISON, Rob	Sacramento State	RB	1987
	CARR, Chris	Boise State	CB	2005-07		BELL, Greg	Notre Dame	RB	1990
	HALL, DeAngelo	Virginia Tech	DB	2008		ROBINSON, Greg	Northeast Louisiana	RB	1993-94
	HOLLAND, Jonathan*	Louisiana Tech	WR-DB	2009		JORDAN, Randy	North Carolina	RB	1998-02
	WARE, Jeremy	Michigan State	DB	2010		SHABAZZ, Siddeeq	New Mexico State	DB	2003
	VAN DYKE, DeMarcus	Miami (Fla.)	DB	2011		ZEREOUE, Amos	West Virginia	RB	2004
	HANSON, Joselio	Texas Tech	DB	2012		WARD, B.J.	Florida State	DB	2007
	PORTER, Tracy	Indiana	CB	2013		WILSON, Gibril	Tennessee	DB	2008
						PORTER, Joe	Rutgers	DB	2011



ALL-TIME NUMBERS

No.	PLAYER	SCHOOL	POS	YEARS	No.	PLAYER	SCHOOL	POS	YEARS
	ADAMS, Phillip	South Carolina State	DB	2012-13		KUNZ, Terry	Colorado	RB	1976-77
29	HARRIS, John	Santa Monica J.C.	DB	1960-61		RUSSELL, Booker	SW Texas State	RB	1978-79
	WHITE, Eugene	Florida A&M	RB	1962		PRUITT, Greg	Oklahoma	RB	1982-84
	SOMMER, Mike	George Washington	RB	1963		McCALLUM, Napoleon*	Navy	RB	1986
	WILLIAMS, Howie	Howard	DB	1964-69		JACKSON, Bo	Auburn	RB	1987-90
	PROUT, Bob	Knox College	DB	1974		FENNER, Derrick	North Carolina	RB	1995-97
	GINN, Hubie	Florida A&M	RB	1976-78		WILLIAMS, Jermaine	Houston	RB	1998-99
	SMITH, Jimmy	Elon	RB	1984		HASTY, James	Washington State	DB	2001
	TILLMON, Tony	Texas	DB	1987		BUCHANAN, Ray	Louisville	DB	2004
	CARTER, Russell	SMU	DB	1988-89		JORDAN, LaMont	Maryland	RB	2005-07
	DICKERSON, Eric	SMU	RB	1992		DAVIS, Jason	Illinois	RB	2008
	BATES, Patrick*	Texas A&M	DB	1993		MITCHELL, Mike	Ohio	DB	2009-12
	LEWIS, Albert	Grambling	DB	1994-98	35	KOWALCZYK, Walt	Michigan State	RB	1961
	TURNER, Eric*	UCLA	DB	1999		MORROW, Tom	Southern Miss.	DB	1962-64
	WILLIAMS, Brock	Notre Dame	DB	2004		DIXON, Hewitt	Florida A&M	RB	1966-70
	TONGUE, Reggie	Oregon State	S	2005		PHILLIPS, Jess	Michigan State	RB	1975
	BUSH, Michael	Louisville	RB	2007-11		ROBISKIE, Terry	Louisiana State	RB	1977-79
	ROSS, Brandian	Youngstown State	DB	2012-13		O'STEEN, Dwayne	San Jose State	DB	1980-81
30	HAGBERG, Roger	Minnesota	RB	1965-69		SMITH, Steve	Penn State	RB	1987-93
	van EEGHEN, Mark	Colgate	RB	1974-81		ASKA, Joe	Central Oklahoma	RB	1995-97
	TORAN, Stacey	Notre Dame	DB	1984-88		TERRELL, David	UTEP	DB	2004
	NEWMAN, Anthony	Oregon	DB	1998-99		BOWIE, John	Cincinnati	DB	2007-09
	SCHWEIGERT, Stuart	Purdue	DB	2004-07		CHEKWA, Chimdi	Ohio State	DB	2011-13
	BOYD, Jerome	Oregon	DB	2009, 2011	36	DANIELS, Clem	Prairie View	RB	1961-67
31	LOTT, Billy	Mississippi	RB	1960		EDWARDS, Lloyd	San Diego State	TE	1969
	SCHMAUTZ, Ray	San Diego State	LB	1966		HUDSON, Bob	Northeast Oklahoma	RB	1973-74
	TATUM, Jack*	Ohio State	DB	1971-73		MOORE, Manfred	USC	RB	1976
	GARRETT, Carl	NM Highlands	RB	1976-77		DAVIS, Mike	Colorado	DB	1978-85
	JENSEN, Derrick	Texas Arlington	RB-TE	1979-86		HILL, Greg	Oklahoma State	DB	1987
	PORTER, Kerry	Washington State	RB	1989		McDANIEL, Terry	Tennessee	DB	1988-97
	DIXON, Rickey	Oklahoma	DB	1993		GIBSON, Derrick	Florida State	DB	2001-06
	KING, Joe	Oklahoma State	DB	1995		GRIFFITH, Justin	Mississippi State	RB	2007-08
	LEVITT, Chad	Cornell	RB	1997		PARKER, Ron	Newberry	DB	2011
	PERRYMAN, Raymond	Northern Arizona	DB	2001		SPENCER, Shawntae	Pittsburgh	DB	2012
	BUCHANAN, Phillip	Miami (Fla.)	DB	2002-04	37	MILLER, Alan	Boston College	RB	1961-63, 65
	EUGENE, Hiram	Louisiana Tech	DB	2007-10		RIDLEHUBER, Preston	Georgia	RB	1968
	FRANCIES, Coyle	San Jose State	DB	2012		MacKINNON, Jacques	Colgate	TE	1970
32	JONES, Jim	Washington	LB	1961		REINFELDT, Mike	Wisconsin, Milwaukee	DB	1976
	RIEVES, Charles*	Houston	LB	1962		HAYES, Lester	Texas A&M	DB	1977-86
	SHAW, Glenn	Kentucky	RB	1963-64		LLOYD, Doug	North Dakota State	RB	1991
	JACKSON, Bobby	New Mexico State	RB	1964		TRAPP, James	Clemson	DB	1993-98
	JACKSON, Richard	Southern	LB	1966		HARRIS, Johnnie	Mississippi State	DB	1999-01
	HIGHSMITH, Don	Michigan State	RB	1970-72		SCOTT, Carey*	Kentucky State	DB	2003
	TATUM, Jack*	Ohio State	DB	1974-79		JOHNSON, Chris	Louisville	DB	2007-11
	ALLEN, Marcus	USC	RB	1982-92		CASEY, Chance	Baylor	CB	2013
	CROCKETT, Zack	Florida State	RB	1999-06	38	SMITH, James	Compton J.C.	RB	1960
	WADDELL, Michael	North Carolina	DB	2008		BANKS, Estes	Colorado	RB	1967
	BENNETT, Michael	Wisconsin	RB	2010		KOY, Ted	Texas	TE	1970
	McCANN, Bryan	SMU	DB	2011		BESS, Rufus	South Carolina State	DB	1979
	STEWART, Jeremy	Stanford	RB	2012-13		WILLIS, Chester	Auburn	RB	1981-84
33	MAYBERRY, Doug	Utah State	RB	1963		HILL, Rod	Kentucky State	DB	1987
	CANNON, Billy	Louisiana State	TE	1964-69		BELL, Nick	Iowa	RB	1991-93
	CARTER, Louis	Maryland	RB	1975		WALKER, Marquis	Southern Missouri	DB	1998-99
	JENNINGS, Rick	Maryland	WR	1976-77		LOVE, Clarence	Toledo	DB	2002-03
	KING, Kenny	Oklahoma	RB	1980-85		POOLE, Tyrone	Fort Valley State	CB	2006
	ELLIS, Craig	San Diego State	RB	1987		ECHENAMUNDU, Adimchindi*	California	RB	2007
	WILLIAMS, Demise	Oklahoma State	DB	1987		NELMS, Cory	Miami (Fla.)	DB	2012
	ANDERSON, Eddie	Fort Valley State	DB	1987-97	39	URENDA, Herman	Pacific	WR	1963
	BROOKS, Bucky	North Carolina	DB	1998		ATKINS, Pervis	New Mexico State	WR	1965-66
	DORSETT, Anthony	Pittsburgh	DB	2000-03		HUBBARD, Marv*	Colgate	RB	1969
	EASY, Omar	Penn State	RB	2005		STRACHAN, Steve	Boston College	RB	1985-89
	RHODES, Dominic	Midwestern State	RB	2007		HALL, Willie	USC	LB	1975-78
	BRANCH, Tyvon	Connecticut	DB	2008-13		SMITH, Kevin*	UCLA	TE	1992-93
34	OTTO, Gus	Missouri	LB	1965-72		PICKENS, Bruce	Nebraska	DB	1995
	HART, Harold*	Texas Southern	RB	1974-75		JENNINGS, Brandon	Texas A&M	DB	2000-02



ALL-TIME NUMBERS

NO.	PLAYER	SCHOOL	POS	YEARS	NO.	PLAYER	SCHOOL	POS	YEARS
40	ROBERSON, Bo	Cornell	WR	1962-65	46	JOYNER, L.C.	Diablo Valley J.C.	DB	1960
	BANASZAK, Pete	Miami (Fla.)	RB	1966-78		REYNOLDS, Billy	Pittsburgh	RB	1960
	BERNS, Rick	Nebraska	RB	1982-83		COSTA, Dave	Utah	DT	1963-65
	LEE, Zeph	USC	RB-DB	1987-89		ENVART, Bill	Oregon State	LB	1971
	WILSON, Marcus	Virginia	RB	1991		BANKSTON, Warren	Tulane	TE	1973-78
	BRABHAM, Cary	SMU	DB	1994		CHRISTENSEN, Todd	BYU	RB-TE	1979-88
	RITCHIE, Jon	Stanford	RB	1998-02		DORN, Torin	North Carolina	DB	1990-93
	COOPER, Jarrod	Kansas State	DB	2004-07		KIDD, Carl	Arkansas	DB	1995-96
	RANKIN, Louis	Washington	RB	2009		O'NEAL, Oren	Arkansas State	FB	2007-09
41	RODERICK, John	SMU	WR	1968	47	BRAVO, Alex	Cal Poly, SLO	DB	1960-61
	WYATT, Alvin	Bethune-Cookman	DB	1970		McCLOUGHAN, Kent	Nebraska	DB	1965-70
	VILLAPIANO, Phil	Bowling Green	LB	1971-79		QUEEN, Jeff	Morgan State	RB-TE	1972-73
	WALKER, Fulton	West Virginia	DB	1985-86		PHILLIPS, Charles	USC	DB	1975-80
	FOSTER, Ron	Cal State-Northridge	DB	1987		BESSILLIEU, Don	Georgia Tech	DB	1983, 1985
	GREENWOOD, David	Wisconsin	DB	1988		BROWNE, Jim	Boston College	RB	1987
	EDMONDS, Bobby Joe	Arkansas	WR	1989		FRANK, Donald	Winston-Salem	DB	1994
	McCALLUM, Napoleon*	Navy	RB	1990-94		WHEATLEY, Tyrone	Michigan	RB	1999-03
	RIDDICK, Louis	Pittsburgh	DB	1998	48	RIEVES, Charles*	Houston	LB	1963
	JOHNSON, Eric	Nebraska	LB-DB	2000-03		BUDNESS, Bill	Boston University	LB	1964-70
	TONGA, Manase	BYU	RB	2011		HILL, Kenny	Yale	DB	1981-83
42	CRAIG, Dobie	Howard Payne	WR	1962-63		MUSTAFAA, Najee	Georgia Tech	DB	1995
	MAXWELL, Tom	Texas A&M	DB	1971-73		DAVISON, Jerone	Arizona State	RB	1996-97
	JACKSON, Monte	San Diego State	DB	1978-82		WILSON, Nemiah*	Grambling	DB	1971-74
	MUELLER, Vance	Occidental	RB	1986-90		WASHINGTON, Lionel*	Tulane	DB	1987-94
	LOTT, Ronnie	USC	DB	1991-92		CHRISTENSON, Brandon	NW Oklahoma State	TE	2002
	LASKEY, Bill	Michigan	LB	1966-70	49	SIMPSON, Jack*	Mississippi	LB	1962-63
	JACKSON, Steve	Louisiana State	DB	1977		HERMANN, Dick	Florida State	LB	1965
	BALL, Eric	UCLA	RB	1995		WILLIAMS, Willie	Grambling	DB	1966
	TURNER, Eric*	UCLA	DB	1997-98		MORRISON, Dave	SW Texas State	DB	1968
	RAY, Marcus	Michigan	DB	1999		WEATHERS, Carl	San Diego State	LB	1970-71
	KIRBY, Terry	Virginia	RB	2000-02		SIANI, Mike	Villanova	WR	1972-77
	NASH, Keyon	Albany State	DB	2004		TAYLOR, Billy	Texas Tech	RB	1982
	LEE, ReShard	Middle Tennessee St.	RB	2006		COOPER, Earl	Rice	TE	1986
	JOHNSON, Shelton	Wisconsin	S	2013		JACKSON, Victor	Bowie State	DB	1987
43	COOLBAUGH, Bob	Richmond	WR	1961		BENDER, Wes	USC	RB	1994
	ATKINSON, George	Morris Brown	DB	1968-77		POPE, Marquez*	Fresno State	DB	2001
	MATTHEWS, Ira	Wisconsin	RB-WR	1979-81		FOSCHI, John Paul	Georgia Tech	FB	2005-06
	McCALL, Joe	Pittsburgh	RB	1984		OLAWALE, Jamize	North Texas	RB	2012-13
	SEALE, Sam*	Western State (Colo.)	WR-DB	1985-87	50	OTTO, Jim*	Miami (Fla.)	C	1960
	PATTERSON, Elvis	Kansas	DB	1990-93		SIMPSON, Jack*	Mississippi	LB	1964
	LYNCH, Lorenzo	Sacramento State	DB	1996-97		BENSON, Duane	Hamline	LB	1967-71
	COMBS, Derek	Ohio State	DB	2002		DALBY, Dave	UCLA	C-G	1972-85
44	DOUGHERTY, Bob	Kentucky	LB	1960-63		BYRD, Darryl*	Illinois	LB	1987
	GILLET, Fred	Los Angeles State	TE	1964		VANN, Norwood	East Carolina	LB	1988
	HUBBARD, Marv*	Colgate	RB	1970-75		WILSON, Otis	Louisville	LB	1989
	OWENS, Burgess	Miami (Fla.)	DB	1980-82		ELLISON, Riki	USC	LB	1990-92
	ADAMS, Stefon	East Carolina	DB	1986-89		MORTON, Mike	North Carolina	LB	1995-98
	WAYMER, Dave	Notre Dame	DB	1992		BARTON, Eric	Maryland	LB	1999-03
	RATHMAN, Tom	Nebraska	RB	1994		TUITELE, Maugaula	Colorado State	LB	2004
	JONES, Calvin*	Nebraska	RB	1995		EKEJIUBA, Isaiah	Virginia	LB	2005-09
	HETHERINGTON, Chris	Yale	FB	2003-04		GOETHEL, Travis	Arizona State	LB	2010-12
	LAWTON, Luke	McNeese State	RB	2008-09		MAIAWA, Kaluka	USC	LB	2013
	NDUKWE, Chinedum	Notre Dame	DB	2011	51	CARROLL, Joe	Pittsburgh	LB	1972-73
	SCHMITT, Owen	West Virginia	RB	2012		BARNES, Rodrigo	Rice	LB	1976
45	McMILLIN, Jim	Colorado State	DB	1963-64		NELSON, Bob	Nebraska	LB	1980-85
	GRAYSON, David	Oregon	DB	1965-70		LEWIS, Bill	Nebraska	C-G	1986-89
	SLOUGH, Greg*	USC	LB	1972		BROWNER, Keith	USC	LB	1987
	WILLIAMS, Henry	San Diego State	DB	1979		WALLACE, Aaron*	Texas A&M	LB-DE	1990-95
	SPIVEY, Mike	Colorado	DB	1980		JOHNSTONE, Lance	Temple	DE	1996-00,06
	DAVIS, James	Southern	DB	1982-87		JOHNSON, Tim	Youngstown State	LB	2002-05
	HARDEN, Mike	Michigan	DB	1989-90		MORRIS, Chris*	Michigan State	C-G	2007-09
	FULCHER, David	Arizona State	LB	1993		CURRY, Aaron	Wake Forest	LB	2011-12
	BUNCH, Jarrod	Michigan	RB	1994	52	BARNES, Larry	Colorado State	LB	1960
	HALL, Tim	Robert Morris	RB	1996-97		WILLIAMSON, J.R.	Louisiana Tech	LB	1964-67
	REECE, Marcel	Washington	RB	2008-13		HOPKINS, Jerry	Texas A&M	LB	1968



ALL-TIME NUMBERS

No.	PLAYER	SCHOOL	POS	YEARS	No.	PLAYER	SCHOOL	POS	YEARS
	WEAVER, Gary	Fresno State	LB	1973-74	57	BLANKENSHIP, Greg	Cal State-Hayward	LB	1976
	RICE, Floyd	Alcorn A&M	LB	1976-77		MCCLANAHAN, Randy	SW Louisiana	LB	1977-80-82
	WESTBROOKS, Greg	Colorado	LB	1978-81		HUDDLESTON, John	Utah	LB	1978-79
	CELOTTO, Mario	USC	LB	1980-81		HAWKINS, Mike	Texas A&I	LB	1982
	ROMANO, Jim	Penn State	C	1982-84		CALDWELL, Tony	Washington	LB	1983-85
	MERRILL, Mark	Minnesota	LB	1984		ROBINSON, Jerry	UCLA	LB	1985-91
	KING, Linden	Colorado State	LB	1986-89		KELLY, Joe	Washington	LB	1993
	JONES, Mike	Missouri	LB	1991-96		HOLMBERG, Rob	Penn State	LB	1994-97
	MUIRBROOK, Shay	BYU	LB	1997		WOODEN, Terry	Syracuse	LB	1998
	HARVEY, Richard	Tulane	LB	1998-99		COLEMAN, Rod	East Carolina	DT	1999-03
	MORRISON, Kirk	San Diego State	LB	2005-09		RIDDLE, Ryan	California	LB	2005
	GROVES, Quentin	Auburn	LB	2010-11		BROWN, Ricky	Boston College	LB	2006-11
	WHEELER, Philip	Georgia Tech	LB	2012		CLAYTON, Keenan	Oklahoma	LB	2012
	WILSON, Martez	Illinois	LB	2013					
53	BANSABAGE, Al	USC	LB	1961	58	SLOUGH, Greg*	USC	LB	1971
	BIRDWELL, Dan	Houston	DT	1962-69		JOHNSON, Monte	Nebraska	LB	1973-80
	MARTIN, Rod	USC	LB	1977-88		SQUIREK, Jack	Illinois	LB	1982-85
	NOBLE, Mike	Stanford	LB	1987		ELLIS, Jim	Boise State	LB	1987
	FREDRICKSON, Rob	Michigan State	LB	1994-97		SHIPP, Jackie	Oklahoma	LB	1989
	SMITH, Travian*	Oklahoma	LB	1998-01		JIMERSON, A.J	Norfolk State	LB-DE	1990-91
	ROMANOWSKI, Bill	Boston College	LB	2002-03		FRANKLIN, Keith	South Carolina	LB	1995
	HOWARD, Thomas	UTEP	LB	2006-10		DIXON, Ernest	South Carolina	LB	1998
	GAITHER, Omar	Tennessee	LB	2012		ALEXANDER, Elijah	Kansas State	LB	2000-01
	IHENACHO, Carl	San Jose State	LB	2012		HARRIS, Napoleon	Northwestern	LB	2002-04
	ROACH, Nick	Northwestern	LB	2013		CLEMONS, Chris	Georgia	LB-DE	2007
						EDWARDS, Kalimba	South Carolina	DE	2008
54	MENDENHALL, Terry	San Diego State	LB	1971-72		NORRIS, Slade	Oregon State	LB	2009
	DENNERY, Mike	Southern Miss.	LB	1974-75		DAVIS II, Bruce	UCLA	LB	2010-11
	BONNESS, Rick	Nebraska	LB	1976		TOLLEFSON, David	NW Missouri State	DE	2012
	WATTS, Robert	Boston College	LB	1978		ROBINSON, Ryan	Oklahoma State	DE	2013
	BRACELIN, Greg	California	LB	1981	59	ADAMS, Stanley	Memphis State	LB	1984
	PETERSON, Calvin	UCLA	LB	1982		KIMMEL, Jamie	Syracuse	LB	1986-88
	BYRD, Darryl*	Illinois	LB	1983-84		BELL, Anthony	Michigan State	LB	1992
	McKENZIE, Reggie	Tennessee	LB	1985-88		DYSON, Matt	Michigan	DT-LB	1995
	DUFAULT, Paul	New Hampshire	C-G	1987		WALLACE, Aaron*	Texas A&M	LB-DE	1997-97
	BENSON, Tom	Oklahoma	LB	1989-92		WILLIAMS, K.D	Henderson State	LB	1999
	BIEKERT, Greg	Colorado	LB	1993-01		THOMAS, William	Texas A&M	LB	2000-01
	WILLIAMS, Sam	Fresno State	LB	2003-10		ATKINS, Larry	UCLA	LB	2003
	SO'OTO, Vic	BYU	LB	2012		GRANT, DeLawrence*	Oregon State	DE-LB	2004-05
	McFADDEN, Marshall	South Carolina State	LB	2013		CONDO, Jon	Maryland	LB	2007-13
55	MORRIS, Riley*	Florida A&M	DE	1960-61	60	LOUDERBACK, Tom	San Jose State	LB	1960-61
	CONNERS, Dan*	Miami (Fla.)	LB	1966-74		CONNERS, Dan*	Miami (Fla.)	LB	1964-65
	MILLEN, Matt	Penn State	LB	1980-88		SISTRUNK, Otis	None	DE-DT	1972-79
	GORDON, Alex	Cincinnati	LB	1990		LILES, Alva	Boise State	DT	1980
	FOLSTON, James	Northeast Louisiana	LB	1994-98		MARSH, Curt	Washington	G	1981-86
	BROOKS, Bobby	Fresno State	LB	1999-01		ACKERMAN, Rick*	Memphis State	DT	1987
	PIERSON, Shurron	South Florida	LB	2003		GRAVES, Rory	Ohio State	T	1988-91
	CLARK, Danny	Illinois	LB	2004-05		LOPER, Daniel	Texas Tech	G	2010
	THOMAS, Robert*	UCLA	LB	2006-07					
	ALSTON, Jon*	Stanford	LB	2008-09	61	ROEDEL, Herb	Marquette	G	1961
	McCLAIN, Rolando	Alabama	LB	2010-12		OGAS, Dave	San Diego State	LB	1968
	MOORE, Sio	Connecticut	LB	2013		McMATH, Herb	Morningside	DT	1976
						STALLS, Dave	Northern Colorado	DT	1983, 1985
56	MATSOS, Arch	Michigan State	LB	1963-65		TAUTOLO, John	UCLA	T	1987
	OLIVER, Ralph	USC	LB	1968-69		FREEMAN, Mike	Arizona	G	1988
	KOEGEL, Warren	Penn State	C	1971		HART, Roy	South Carolina	DT	1991
	BARNES, Jeff	California	LB	1977-87		MORRIS, Chris*	Michigan State	C-G	2006
	McCOLL, Milt	Stanford	LB	1988		WARREN, Gerard	Florida	DT	2007-09
	BRUCE, Aundray*	Auburn	DE	1992-94		WISNIEWSKI, Stefen	Penn State	G-C	2011-13
	SWILLING, Pat	Georgia Tech	DE	1995-96, 98					
	MILLS, John Henry	Wake Forest	LB-TE	1997-98	62	KRUSE, Bob	Wayne State	G	1967-68
	SWORD, Sam	Michigan	LB	1999		KINLAW, Reggie	Oklahoma	DT	1979-84
	SMITH, Travian*	Oklahoma	LB	2002-04		REAGENT, Shawn	Boston College	C	1987
	BURGESS, Derrick	Mississippi	DE	2005-08		TREU, Adam	Nebraska	C-G-T	1997-06
	NIXON, David	BYU	LB	2009		NEWBERRY, Jeremy	California	C	2007
	BLACKSTOCK, Darryl	Virginia	LB	2011					
	BURRIS, Miles	San Diego State	LB	2012-13	63	SMITH, Willie	Michigan	G-T	1961
						SPENCER, Ollie	Kansas	G	1963
						UPSHAW, Gene	Texas A&I	G	1967-81



ALL-TIME NUMBERS

No.	PLAYER	SCHOOL	POS	YEARS	No.	PLAYER	SCHOOL	POS	YEARS
	GESEK, John	Sacramento State	G	1987-89		MYLES, Toby	Jackson State	G-T	2000-01
	PYLES, David	Miami (Ohio)	T	1987		BADGER, Brad	Stanford	G-T	2002-06
	ROBBINS, Barret	Texas Christian	C	1995-03		WALKER, Langston*	California	T-G	2009-10
	MADY, Lamar	Youngstown State	G	2013		BERGSTROM, Tony	Utah	G-T	2012-13
64	SABAL, Ron	Purdue	T	1960-61	71	ROBERTS, Cliff	Illinois	DT	1961
	BUEHLER, George	Stanford	G	1969-78		NOVSEK, Joe	Tulsa	DE	1962
	JORDAN, Shelby*	Washington (Mo.)	T	1983		TYSON, Richard	Tulsa	G	1966
	DICKERSON, Andy	California Lutheran	G	1987		DOTSON, Al	Grambling	DT	1968-70
	MIRALDI, Dean	Utah	G	1987		KORVER, Kelvin	Northwestern (Iowa)	DT	1973-75
	BROWN, Ron*	USC	DE	1988		MASON, Lindsey	Kansas	T	1978-81
	PEAT, Todd	Northern Illinois	G	1990,92-93		PICKEL, Bill	Rutgers	DT-DE	1983-90
	JENKINS, Robert	UCLA	T	1994-96		PATTEN, Joel	Duke	T	1991
	DINAPOLI, Gennaro	Virginia Tech	G	1998-99		PERRY, Gerald	Southern	T	1993-95
	GROVE, Jake	Virginia Tech	C-G	2004-08		HOLMES, Lester	Jackson State	G	1997
	SATELE, Samson	Hawaii	C	2009-11		PARKS, Nate	Stanford	G-T	1999-00
	GURODE, Andre	Colorado	C-G	2013		HULSEY, Corey	Clemson	G-T	2003-06
65	HAWKINS, Wayne	Pacific	G	1960-70		WADE, John	Marshall	C	2008
	SEILER, Paul	Notre Dame	T	1971-73		WAND, Seth	NW Missouri State	T	2008
	MARVIN, Mickey	Tennessee	G	1977-87		WATSON, Menelik	Florida State	T	2013
	MONTOYA, Max	UCLA	G	1990-94	72	TRUAX, Dalton	Tulane	DT	1960
	SIMS, Barry	Utah	G-T	1999-07		SMITH, Hal	UCLA	DT	1961
	BRISIEL, Mike	Colorado State	G	2012-13		NORRIS, Jim	Houston	DT	1962-64
66	ARMSTRONG, Ramon	TCU	T	1960		MATUSZAK, John	Tampa	DE-DT	1976-82
	BISHOP, Sonny	Fresno State	G	1963		MOSEBAR, Don	USC	C-G-T	1983-94
	SYLVESTER, Steve	Notre Dame	C-G-T	1975-83		KENNEDY, Lincoln	Washington	T	1996-03
	BRYANT, Warren	Kentucky	T	1984		PEARS, Erik	Colorado State	G-T	2009
	WRIGHT, Steve	Northern Iowa	T	1987-93		BARNSDALE, Joe	LSU	T	2011
	GOGAN, Kevin	Washington	G	1994-96		CORNELL, Jack	Illinois	G-T	2013
	WHITLEY, Curtis	Clemson	C-G	1997	73	LOCKLIN, Billy Ray	New Mexico State	LB/DE	1960
	WALKER, Langston*	California	T-G	2002-06		BREWINGTON, Jim	North Carolina College	T	1961
	CARLISLE, Cooper	Florida	G	2007-12		McMURTRY, Chuck	Whittier	DT	1962-63
67	MANOUKIAN, Don	Stanford	G	1960		DIEHL, John	Virginia	DT	1965
	CAMPBELL, Stan	Iowa State	G	1962		KENT, Greg	Utah	T	1966
	MISCHAK, Bob*	Army	TE-G	1964-65		SLIGH, Richard	North Carolina College	T	1967
	RICE, Harold	Tennessee State	DE	1971		GIPSON, Tom	North Texas State	DT	1971
	TOOMAY, Pat	Vanderbilt	DE	1977-79		BROWNING, Dave	Washington	DE-DT	1978-82
	WHEELER, Dwight	Tennessee State	C-T	1984,87-88		HANNAH, Charley	Alabama	G	1983-88
	BLACK, Barry	Boise State	G	1987		FITZPATRICK, James	USC	G-T	1990-91
	TURK, Dan	Wisconsin	C	1989-96		McRAE, Charles	Tennessee	T	1996
	MARYLAND, Russell*	Miami (Fla.)	DT	1997-99		ASHMORE, Darryl*	Northwestern	G-T	1998-2000
	STONE, Ron	Boston College	G	2004-05		MIDDLETON, Frank	Arizona	G	2001-04
	BOOTH, Kevin	Cornell	G	2006		McCANTS, Matt	UAB	T	2013
	PARSONS, Alex	USC	G-C	2012	74	OGLESBY, Paul	UCLA	T	1960
68	DITTRICH, John	Wisconsin	G	1960		BROWN, Doug	Fresno State	DT	1964
	MARINOVICH, Marv	USC	G	1965		ZECHER, Rich	Utah State	T	1965
	PYLE, Palmer	Michigan State	G	1966		KEATING, Tom	Michigan	DT	1966-72
	BELL, Joe	Norfolk State	DE	1979		ROWE, Dave	Penn State	DT	1975-78
	MEDLIN, Dan*	North Carolina State	G	1979		PEAR, Dave	Washington	DT	1979-80
	ROBINSON, Johnny	Louisiana Tech	DT-DE	1981-83		REESE, Archie	Clemson	DT	1982-83
	WILKERSON, Bruce	Tennessee	G-T	1987-94,98		JORDAN, Shelby*	Washington (Mo.)	T	1984-86
	CUNNINGHAM, Rick	Texas A & M	T	1996-98		RODRIGUEZ, Mike	Alabama	DT	1987
	GRAHAM, Aaron	Nebraska	C	2001		LACHEY, Jim	Ohio State	T	1988
	VELDHEER, Jared	Hillsdale	T-C	2010-13		KOCH, Pete	Maryland	DE	1989
69	FICCA, Dan	USC	G	1962		HARRISON, Nolan	Indiana	DT-DE	1991-96
	ZOGG, John	Boise State	G	1987		GRAHAM, Derrick	Appalachian State	G	1998
	MARTEN, James	Boston College	T	2008		STINCHCOMB, Matt	Georgia	T	1999-03
	BARNES, Khalif	Washington	T	2009-13		GREEN, Cornell	Central Florida	T	2007-09
70	JAGIELSKI, Harry	Indiana	DT	1961		CAMPBELL, Bruce	Maryland	G	2010-11
	NICKLAS, Pete	Baylor	T	1962	75	CHURCHWELL, Hansen	Mississippi	DT	1960
	KLEIN, Dick	Iowa	T	1963-64		STRIEGEL, Bill	Pacific	LB	1960
	HARVEY, James	Mississippi	G	1966-71		STONE, Jack	Oregon	T	1961-62
	LAWRENCE, Henry	Florida A&M	T	1974-86		RICE, Ken	Auburn	T	1964-65
	DAVIS, Scott	Illinois	DE	1988-91,94		DANIELS, David	Florida A&M	DT	1966
	FREEMAN, Russell	Georgia Tech	T	1995		VELLA, John	USC	G-T	1972-79
						LONG, Howie	Villanova	DE-DT	1981-93
						HARLOW, Pat*	USC	T	1996



ALL-TIME NUMBERS

No.	PLAYER	SCHOOL	POS	YEARS	No.	PLAYER	SCHOOL	POS	YEARS
	COOPER, Chris	Nebraska-Omaha	DT	2001-03		THOMS, Art	Syracuse	DT	1969-75
	LEKKERKERKER, Brad	UC Davis	T	2005		STEWART, Joe	Missouri	WR	1978-79
	HENDERSON, Mario	Florida State	T	2007-10		BARNWELL, Malcolm	Virginia Union	WR	1981-84
	HEYER, Stephon	Maryland	T	2011		LOFTON, James	Stanford	WR	1987-88
	SANFORD, Brian	Temple	DE-DT	2013		HOBBS, Daryl	Pacific	WR	1993-96
76	FINNERAN, Garry	USC	DT	1961		HOWARD, Desmond	Michigan	WR	1997-98
	BROWN, Charles	Houston	T	1962		COPELAND, Horace	Rice	WR	1999
	SVIHUS, Bob	USC	T	1965-70		RISON, Andre	Michigan State	WR	2000
	BROWN, Bob	Nebraska	T	1971-73		RICE, Jerry	Mississippi Valley St.	WR	2001-04
	McCOY, Mike	Notre Dame	DT	1977-78		GABRIEL, Doug*	UCF	WR	2006
	MURANSKY, Ed	Michigan	G-T	1982-84		MILLER, Zach	Arizona State	TE	2007-10
	BOYD, Greg	San Diego State	DT	1984		HAGAN, Derek*	Arizona State	WR	2011
	BELCHER, Kevin	Wisconsin	T	1985		STREATER, Rod	Temple	WR	2012-13
	HOLLOWAY, Brian	Stanford	G-T	1987-88	81	GOLDSTEIN, Alan	North Carolina	WR	1960
	WISNIEWSKI, Steve	Penn State	G	1989-01		OSBORNE, Clancy	Arizona State	LB	1963-64
	GALLERY, Robert	Iowa	T-G	2004-10		WELLS, Warren	Texas Southern	WR	1967-70
	NIX, Lucas	Pittsburgh	G	2012-13		BRADSHAW, Morris	Ohio State	WR	1974-81
77	BARBEE, Joe	Kent State	T	1960		PARKER, Andy	Utah	TE	1984-88, 90
	SHIRKEY, George	Stephen F. Austin	DT	1962		LATHAN, Greg	Cincinnati	WR	1987
	JACOBS, Proverb	California	T	1963-64		BROWN, Tim	Notre Dame	WR	1988-03
	LASSITER, Issac	St. Augustine	DE	1965-69		SCHILENS, Chaz	San Diego State	WR	2008-11
	MIX, Ron	USC	T	1971		RIVERA, Mychal	Tennessee	TE	2013
	SMITH, Bubba	Michigan State	DE	1973-74	82	HARDY, Charles	San Jose State	WR	1960-62
	PHILYAW, Charles	Texas Southern	DE	1976-79		BARRETT, Jan	Fresno State	TE	1963-64
	CAMPBELL, Joe	Maryland	DE	1980-81		MITCHELL, Tom	Bucknell	TE	1966
	ALZADO, Lyle	Yankton	DE	1982-85		EASON, John	Florida A&M	TE	1968
	RIEHM, Chris	Ohio State	G	1986-88		JONES, Horace	Louisville	DE	1971-75
	CHAPMAN, Ted	Maryland	DE	1987		BRUNSON, Larry	Colorado	WR	1978-79
	McELROY, Reggie	West Texas State	G-T	1991-92		MUHAMMAD, Calvin	Texas Southern	WR	1982-83
	STEPHENS, Rich	Tulsa	G-T	1992-96		BRANTON, Gene	Texas Southern	TE	1987
	HARLOW, Pat*	USC	T	1997-98		WHEELER, Ron	Washington	TE	1987
	ASHMORE, Darryl*	Northwestern	G-T	2001		JONES, David	Delaware State	TE	1992
	WONG, Joe	BYU	G-T	2003		HOLLAND, Jamie	Ohio State	WR	1990-91
	HAWTHORNE, Anttaj	Wisconsin	DT	2005-06		JETT, James	West Virginia	WR	1993-02
	HARRIS, Kwame	Stanford	T	2008		JOHNSON, Teyo	Stanford	TE	2003-04
	SHAUGHNESSY, Matt	Wisconsin	DE	2009-12		STRONG, Darrell	Pittsburgh	TE	2008
	LUMPKIN, Ricky	Kentucky	DT	2013		GORDON, Richard	Miami (Fla.)	TE	2011-12
78	WARZEKA, Ron	Montana State	DE	1960	83	ASAD, Doug	Northwestern	TE	1960-61
	VOIGHT, Bob	Los Angeles State	DE	1961		DAVIDSON, Ben	Washington	DE	1964-71
	YOUSOU, Frank	Minnesota	T	1963-65		HENDRICKS, Ted	Miami (Fla.)	LB	1975-83
	MIRICH, Rex*	Northern Arizona	DT	1966		MOFFETT, Tim	Mississippi	WR	1985-86
	ARCHER, Dan	Oregon	T	1967		AIKENS, Carl	Northern Illinois	WR	1987
	SHELL, Art	Maryland State	T	1968-82		GAULT, Willie	Tennessee	WR	1988-93
	CLAY, John	Missouri	T	1987		SMITH, Kevin*	UCLA	TE	1994
	ROTHER, Tim	Nebraska	T-DT	1989-90		DUDLEY, Rickey	Ohio State	TE	1996-00
	SKREPENAK, Greg	Michigan	T	1992-95		KNIGHT, Marcus	Michigan	WR	2001-02
	SLAUGHTER, Chad	Alcorn State	T	2002-06		SANTIAGO, O.J.	Kent State	TE	2003
	WAKEFIELD, Fred	Illinois	OL-DL	2008		ANDERSON, Courtney	San Jose State	TE	2004-06
						MYERS, Brandon	Iowa	TE	2009-12
79	DESKINS, Don	Michigan	DT	1960	84	HOISINGTON, Al	Pasadena J.C.	WR	1960
	PETERS, Volney	USC	DT	1961		BOYDSTON, Max	Oklahoma	TE	1962
	TRASK, Orville	Rice	DT	1962		POWELL, Art	San Jose State	WR	1963-66
	SCHUH, Harry	Memphis State	T	1965-70		HEROCK, Ken*	West Virginia	TE	1967
	MEDLIN, Dan*	North Carolina State	G	1974-76		CLINE, Tony	Miami (Fla.)	DE	1970-75
	DAVIS, Bruce	UCLA	T	1979-87		RAMSEY, Derrick	Kentucky	TE	1978-83
	BELWAY, Brian	Calgary	DE	1987		HESTER, Jessie	Florida State	WR	1985-87
	GOLIC, Bob	Notre Dame	DT	1989-92		PERRY, Mario	Mississippi	TE	1987
	LANIER, Ken	Florida State	T	1993		DYAL, Mike	Texas A&I	TE	1989-90
	KYSAR, Jeff	Arizona State	T	1995-96		DUFF, John	New Mexico	TE-DE	1993-94
	COLLINS, Mo	Florida	G-T	1998-03		SHEDD, Kenny	Northern Iowa	WR	1996-99
	McQUISTAN, Paul	Weber State	G	2006-09		PORTER, Jerry	West Virginia	WR	2000-07
	HENDERSON, John	Tennessee	DT	2010-11		WALKER, Javon	Florida State	WR	2008-09
	SMITH, Willie	East Carolina	T	2012		HOUSHMANDZADEH, T.J.	Oregon State	WR	2011
	PASHOS, Tony	Illinois	T	2013		CRINER, Juron	Arizona	WR	2012-13
80	FIELDS, George	Bakersfield J.C.	DT	1960-61	85	CAVALLI, Carmen	Richmond	DE	1960
	ALLEN, Dalva	Houston	DE	1962-64		OATS, Carleton	Florida A&M	DT	1965-72
	RUBKE, Karl	USC	DE	1968					



ALL-TIME NUMBERS

No.	PLAYER	SCHOOL	POS	YEARS	No.	PLAYER	SCHOOL	POS	YEARS
	PITTS, Frank	Southern	WR	1974		ROSENSTEIL, Bob	Eastern Illinois	TE	1997
	CHANDLER, Bob	USC	WR	1980-82		WILLIAMS, Rodney	Arizona	WR	1998-99
	WILLIAMS, Dokie	UCLA	WR	1983-87		FULCHER, Mondriel	Miami (Fla.)	TE	2000-02
	GRADDY, Sam	Tennessee	WR	1990-92		CURRY, Ronald*	North Carolina	WR	2003-08
	JORDAN, Charles	Long Beach CC	WR	1993		MILLER, Nick	Southern Utah	WR	2009-11
	HINTON, Marcus	Alcorn State	TE	1995-96					
	MICKENS, Terry	Florida A&M	WR	1998-00	90	JONES, Willie	Florida State	DE	1979-82
	WILLIAMS, Marcus	Washington State	TE	2002		McCOY, Larry	Lamar	LB	1984
	GABRIEL, Doug*	UCF	WR	2003-05		WISE, Mike	UC Davis	DE	1986-90
	MADSEN, John	Utah	TE	2006-08		GOODLOW, Darryl	Oklahoma	LB	1987
	HEYWARD-BEY, Darrius*	Maryland	WR	2010-12		JACKSON, Grady	Knoxville	DT	1997-01
	MASTRUD, Jeron	Kansas State	TE	2013		COLEMAN, Kenyon	UCLA	DE	2002
						GILBERT, Sean	Pittsburgh	DT	2003
86	BURCH, Gerald	Georgia Tech	TE	1961		SANDS, Terdell*	Tenn.-Chattanooga	DT	2004-08
	HEROCK, Ken*	West Virginia	TE	1963-65		BRYANT, Desmond	Harvard	DT	2009-12
	FAIRBAND, Bill	Colorado	LB	1967-68		SIMS, Pat	Auburn	DT	2013
	IRONS, Gerald	Maryland State	LB	1970-75					
	HARDMAN, Cedrick	North Texas State	DE	1980-81	91	VAN PELT, Brad	Michigan State	LB	1984-85
	SMITH, Jim	Michigan	WR	1985		JACKSON, Leonard	Oklahoma State	LB	1987
	FERNANDEZ, Mervyn	San Jose State	WR	1987-92		WASHINGTON, Ronnie	Northeast Louisiana	LB	1987
	ISMAIL, Raghib	Notre Dame	WR	1993-95		McGLOCKTON, Chester	Clemson	DT	1992-97
	BROWN, Derek	Notre Dame	TE	1998		UPSHAW, Regan	California	DE	2000-02
	WALKER, Derrick	Michigan	TE	1999		BRAYTON, Tyler	Colorado	DE	2003-07
	WILLIAMS, Roland	Syracuse	TE	2001-02, 04		SCOTT, Trevor	Buffalo	DE-LB	2008-11
	STONE, John*	Wake Forest	WR	2003		CRAWFORD, Jack	Penn State	DE	2012-13
	WILLIAMS, Randal	New Hampshire	TE	2005-06					
	STEWART, Tony	Penn State	TE	2007-09	92	MORRIS, Riley*	Florida A&M	DE	1962
	AUSBERRY, David	USC	TE	2011-13		McMILLEN, Dan	Colorado	LB	1987
						KING, Emanuel	Alabama	LB	1989
87	POWELL, Charley	None	DE	1960-61		GLOVER, La'Roi	San Diego State	DT	1996
	MISCHAK, Bob*	Army	TE-G	1963		AMEY, Vince	Arizona State	DT	1998
	MIRICH, Rex*	Northern Arizona	DT	1964-65		SANDS, Terdell*	Tenn.-Chattanooga	DT	2003
	CHESTER, Raymond*	Morgan State	TE	1970-72		IOANE, Junior	Arizona State	DT	2000-02
	CASPER, Dave	Notre Dame	TE	1974-80, 84		WASHINGTON, Ted	Louisville	DT	2004-05
	HASSELBECK, Don	Colorado	TE	1983		SEYMOUR, Richard	Georgia	DE-DT	2009-12
	JUNKIN, Trey*	Louisiana Tech	LS	1985-89		McGEE, Stacy	Oklahoma	DT	2013
	LOCKETT, Wade	Cal State-Fullerton	WR	1987					
	BARTLEWSKI, Rich	Fresno State	TE	1990	93	TOWNSEND, Greg	TCU	DE-LB	1983-93, 97
	GLOVER, Andrew	Grambling	TE	1991-96		BALL, Jerry	SMU	DT	1994-96
	BRIGHAM, Jeremy	Washington	TE	1998-02		HARRIS, James	Temple	DE	1998-99
	WHITTLED, Alvis	North Carolina State	WR	2002-06		ARMSTRONG, Trace	Florida	DE	2001-03
	LELIE, Ashley	Hawaii	WR	2008		KELLY, Tommy	Mississippi State	DT	2004-12
	BOSS, Kevin	Western Oregon	TE	2011		HUNTER, Jason	Appalachian State	DE	2013
88	JELACIC, Jon	Minnesota	DE	1961-64	94	FRANKS, Elvis	Morgan State	DE	1985-86
	KOCUREK, Dave	Wisconsin	TE	1967-68		GOLTZ, Rick	Simon Fraser	DE	1987
	MOORE, Bob	Stanford	TE	1971-75		COSTELLO, Joe	Central Connecticut	LB	1989
	CHESTER, Raymond*	Morgan State	TE	1978-81		SMITH, Anthony	Arizona	DE	1991-97
	SEALE, Sam*	Western State (Colo.)	WR-DB	1984		BRYANT, Tony	Florida State	DE	1999-02
	BARKSDALE, Rod	Arizona	WR	1986		STUBBLEFIELD, Dana	Kansas	DT	2003
	WOODS, Chris	Auburn	WR	1987-88		GBAJA-BIAMILA, Akbar*	San Diego State	DE-LB	2004
	HORTON, Ethan*	North Carolina	RB-TE	1989-93		HUNTLEY, Kevin	Kansas State	DE	2006
	WILLIAMS, Jamie	Nebraska	TE	1994		ALSTON, Jon*	Stanford	LB	2007
	CASH, Kerry	Texas	TE	1995		THOMAS, Robert*	UCLA	LB	2008
	TRUITT, Olanda	Mississippi State	WR	1996-97		JOSEPH, William*	Miami (Fla.)	DT	2009
	DUNN, David	Fresno State	WR-KR	2000-01		ALFORD, Jay	Penn State	DT	2010
	JOLLEY, Doug	BYU	TE	2002-04		MOSS, Jarvis	Florida	DE	2010-11
	ADKISSON, James	South Carolina	TE	2005-06		BURNETT, Kevin	Tennessee	LB	2013
	FLEMISTER, Zeron	Iowa	TE	2005					
	KASA, Nick	Colorado	TE	2013	95	BUCKOWSKI, Bob	Pittsburgh	DE	1987
						CORMIER, Joe	USC	LB	1987
89	PREBOLA, Gene	Boston University	TE	1960		CHARLES, Mike	Syracuse	DT	1990
	MILLER, Bill	Miami (Fla.)	WR	1964, 66-68		ROBBINS, Austin	North Carolina	DT	1994-95, 00
	BUIE, Drew	Catawba	WR	1969-71		GRANT, DeLawrence*	Oregon State	DE-LB	2001
	SWEENEY, Steve	California	WR	1973		ADAMS, Sam	Texas A&M	DT	2002
	KWALICK, Ted	Penn State	TE	1975-77		BROMELL, Lorenzo	Clemson	DE	2003
	MARTINI, Rich	UC Davis	WR	1979-80		JASPER, Ed	Texas A&M	DT	2005
	PATTISON, Mark	Washington	WR	1986		COOPER, Marquis	Washington	LB	2008
	ALEXANDER, Mike	Penn State	WR	1989		BRODINE, Mason	Nebraska-Kearney	DE	2011
	WRIGHT, Alexander	Auburn	WR	1992-94		BURNETT, Kaelin	Nevada	LB	2012-13
	JUNKIN, Trey*	Louisiana Tech	TE	1996					



ALL-TIME NUMBERS

No.	PLAYER	SCHOOL	POS	YEARS	No.	PLAYER	SCHOOL	POS	YEARS
96	BROWN, Ron*	USC	DE	1987		HAMILTON, Bobby	Southern Mississippi	DE	2004-05
	TAYLOR, Malcolm	Tennessee State	DT	1987-88		RICHARDSON, Jay	Ohio State	DE	2007-09
	WHITE, Alberto	Texas Southern	DE	1994	99	WALKER, Vance	Georgia Tech	DT	2013
	BUTCHER, Paul	Wayne State	LB	1996		VAUGHAN, Ruben	Colorado	DT-DE	1982
	RUSSELL, Darrell	USC	DT-DE	1997-01		JONES, Sean	Northeastern	DE	1984-87
	IRONS, Grant	Notre Dame	DE	2003-06		MOSS, Winston	Miami (Fla.)	LB	1991-94
	JOSEPH, William*	Miami (Fla.)	DT	2008		BRUCE, Aundray*	Auburn	DE	1995-98
	WIMBLEY, Kamerion	Florida State	LB	2010-11		TAVES, Josh	Northeastern	DE	2000-01
	BILUKIDI, Christo	Georgia State	DT	2012-13		GRANT, DeLawrence*	Oregon State	DE-LB	2002-03
						SAPP, Warren	Miami (Fla.)	DT	2004-07
						ELLIS, Greg	North Carolina	DE	2009
97	ACKERMAN, Rick*	Memphis State	DT	1984		HOUSTON, Lamarr	Texas	DE	2010-13
	GRIMES, Phil	Central Missouri	DE	1987					
	MRAZ, Mark	Utah State	DE	1989	N/A	JOHNSTON, Mark	Northwestern	DB	1964
	BURTON, Ron	North Carolina	LB	1990	N/A	MURDOCK, Jesse	California Western	RB	1963
	BROUGHTON, Willie	Miami (Fla.)	DT	1992-93					
	MARYLAND, Russell*	Miami (Fla.)	DT	1996					
	PARRELLA, John	Nebraska	DT	2002-04					
	GUNHEIM, Greyson	Washington	DE	2008-09					
	CARTER, Andre	California	DE	2012					
	MUIR, Daniel	Kent State	DT	2013					
98	WILLIS, Mitch	SMU	DT	1985-88					
	HUNLEY, Ricky	Arizona	LB	1989-90					
	JOHNSON, Kevin	Texas Southern	DT	1997					
	OSBORNE, Chuck	Arizona	DT	1998-99					
	MICKELL, Darren	Florida	DE	2001					
	GBAJA-BIAMILA, Akbar*	San Diego State	DE-LB	2003					

All players listed have played in at least one regular-season game in the corresponding jersey number; Players listed on a numerical program or on the active roster without being credited with a "game played" were omitted; Players who wore multiple numbers during their Raiders tenure are denoted with an asterisk (*)





ALL-TIME DRAFTS

1960

(First selections)

Jim Andreotti, C, Northwestern
 Maxie Baughan, C, Georgia Tech
 George Blanch, HB, Texas
 Cloyd Boyette, T-G, Texas
 Willie Boykin, T, Michigan
 Carmen Cavalli, E, Richmond
 Jim Chastain, T-G, Michigan State
 Fran Curci, QB, Miami
 Carroll Dale, E, Virginia Tech
 Purcell Daniels, FB, Pepperdine
 Don Deskin, T, Michigan
 Leon Dumbrowski, T-G, Delaware
 Ken Fitch, T, Kansas
 Dale Hackbart, QB, Wisconsin
 Abner Haynes, HB, No. Texas St.
 Vin Hogan, HB, Boston College
 Bob Jarus, HB, Purdue
 Earl Kohlhaas, G, Penn State
 Bobby Lackey, QB, Texas
 Neil MacLean, FB, Wake Forest
 Larry Muff, E, Benedictine
 Don Norton, E, Iowa
 Jim O'Brien, T, Boston College
 Jim Otto, C, Miami (Fla.)
 Chuck Pollard, E, Rice
 Billy Roland, G, Georgia
 Ray Smith, FB, UCLA
 Wade Smith, HB, North Carolina
 Jerry Stalcup, G, Wisconsin
 John Wilcox, T, Oregon
 Al Witcher, E, Baylor
 Silas Woods, HB, Marquette
 Mike Wright, T, Minnesota

(Second selections)

C.J. Alexander, HB, Southeastern
 Pervis Atkins, HB, New Mexico St.
 Al Bansavage, T-G, USC
 Walter Beach, HB, Central Michigan
 Johnny Brewer, E, Mississippi
 Don Edington, E, Florida
 Howard Evans, C, Houston
 Fred Hageman, C, Kansas
 Bill Herron, E, Georgia
 Bob Hogue, T-G, Shepherd
 Gerald Lambert, T-G, Texas A&I
 Sam McCord, QB, East Texas St.
 Rich Mostardo, HB, Kent State
 Bob Parker, T-G, East Texas State
 Tony Polychronis, T-G, Utah
 Dan Sheehan, T-G, Tenn.-Chattanooga
 Howard Turley, E, Louisville
 Jim Williams, T-G, North Carolina
 Jim Woodward, T-G, Lamar

1961

Rd. Overall

Rd.	Overall	Player, Pos., School
1	4	Joe Rutgens, T, Illinois
2	12	George Fleming, HB, Washington
3	20	Myron Pottios, G, Notre Dame
4	28	Elbert Kimbrough, E, Northwestern
5	36	Dick Norman, QB, Stanford
6	44	Bobby Crespino, HB, Mississippi

7	52	Ray Purdin, HB, Northwestern
8	57	Tom Watkins, HB, Iowa State
9	68	Lowndes Shingler, QB, Clemson
10	76	Ken Peterson, T, Utah
11	84	Dave Mayberry, FB, Utah State
12	92	Bob Schmitz, G, Montana State
13	100	Gerald Burch, E, Georgia Tech
14	108	Clark Miller, T, Utah State
15	116	Bob Coolbaugh, E, Richmond
16	124	Chuck Lamson, HB, Wyoming
17	132	Joe Novsek, T, Tulsa
18	140	Joe Krakoski, HB, Illinois
19	148	Charles Fuller, HB, San Francisco St.
20	156	Preston Powell, FB, Grambling
21	164	Mike Jones, QB, San Jose State
22	172	Blayne Jones, G, Idaho State
23	180	Roger Fisher, C, Utah State
24	188	Jack Novak, G, Miami (Fla.)
25	196	Paul Yanke, E, Northwestern
26	204	Dean Hinshaw, T, Stanford
27	212	Clair Appledoom, E, San Jose St.
28	220	Dave Grosz, QB, Oregon
29	228	Ed Morris, T, Indiana
30	236	Bill Face, HB, Stanford

1962

1	1	Roman Gabriel, QB, No. Carolina St
2	9	Lance Alworth, FL, Arkansas
3	17	Ed Pine, C, Utah
4	25	John Myers, T, Washington
5	33	Joe Hernandez, HB, Arizona
6	41	Dan Birdwell, C, Houston
7	49	Jim Norris, T, Houston
8	57	Ferrell Yarbrough, E, Northwestern
9	65	Jim Dillard, HB, Oklahoma State
10	73	Henry Rivera, HB, Oregon State
12	89	Jim Skaggs, G, Washington
12	94	Oscar Donahue, E, San Jose State
13	97	George Pierovich, FB, California
14	105	Bert Coan, HB, Kansas
15	113	Floyd Dean, E, Florida
16	121	Pat Russ, T, Purdue
17	129	Larry Ferguson, HB, Iowa
18	137	Jim Vollenweider, FB, Miami
19	145	Dennis Spurlock, QB, Whitworth
19	146	Kent Horne, T, BYU
20	153	John Sutro, G, San Jose State
21	161	Bill Tunncliff, FB, Michigan
22	169	Jim Cadile, E, San Jose State
23	177	Elvin Basham, G, Kansas
24	185	Mickey Bruce, G, Oregon
25	193	Tom Cagaanan, HB, Utah State
26	201	Fred Miller, T, LSU
27	209	Keith Luhnnow, FB, Santa Ana J.C.
28	217	Marv Marinovich, T, USC
29	225	Leon Donahue, E, San Jose State
30	233	Pete Nicklas, T, Baylor
31	241	Bob Elliot, FB, North Carolina
32	249	Bobby Richards, DE, LSU
33	257	Eugene White, HB, Florida A&M
34	265	Bill Worrell, T, Georgia

1963

6	41	Butch Wilson, HB, Alabama
7	49	Dave Costa, T, Utah



ALL-TIME DRAFTS

8	57	Roger Locke, E, Arizona State
9	65	Jerry Logan, HB, West Texas State
10	73	Ray Schoenke, G, SMU
12	89	Walt Burdin, LB, McNeese State
12	95	Doyle Branson, HB, So. Oregon
13	97	Darnell Haney, E, Utah State
13	102	Drew Roberts, E, Humboldt State
15	113	Vern Burke, E, Oregon
16	121	Jim Moss, HB, West Virginia
17	129	John Murio, HB, Whitworth
18	137	Terry Dillon, HB, Montana
18	138	George Hogan, G, Texas A&M
19	145	Tony Fiorentino, G, UCLA
20	153	Rex Mirich, T, Arizona State
21	161	Neal Petties, HB, San Diego State
22	169	Hugh Campbell, E, Washington St.
23	177	Jon Anabo, QB, Fresno State
24	185	Dick Peters, T, Whittier
25	193	Bill McFarland, FB, Oklahoma St.
26	201	Dennis Claridge, QB, Nebraska
27	209	Dick Skelly, HB, Florida
28	217	Larry Campbell, FB, Utah State
29	225	Dick Anderson, E, Penn State

1964

1	7	Tony Lorick, HB, Arizona State
2	15	Dan Conners, T, Miami (Fla.)
3	23	George Bednar, T, Notre Dame
4	31	Bill Budness, LB, Boston University
5	39	Don Green, DB, Susquehanna
7	55	John Sapinsky, T, William & Mary
8	63	Vince Petno, DB, Citadel
9	71	John Williamson, G, Louisiana Tech
9	72	Herschel Turner, T, Kentucky
10	79	Mel Renfro, HB, Oregon
11	87	Larry Rakestraw, QB, Georgia
12	95	Billy Lothridge, QB, Georgia Tech
13	103	Mickey Babb, E, Georgia
14	111	Fred Polser, G, East Texas State
15	119	Mike Geirs, T, USC
16	127	Ron Wilkening, HB, No. Dakota St.
17	135	Fred Lewis, HB, Massachusetts
18	143	Ron Calcagno, QB, Santa Clara
19	151	Tom Michel, FB, East Carolina
20	159	Ed Beard, T, Tennessee
21	167	Carleton Oats, E, Florida A&M
22	175	Jim Long, FB, Fresno State
23	183	Bill Curry, C, Georgia Tech
24	191	Kent Francisco, T, UCLA
25	199	Terry Sieg, HB, Virginia
26	207	Gordon Guest, QB, Arkansas

1965

1	3	Harry Schuh, T, Memphis State
2	11	Fred Biletnikoff, WR, Florida State
3	19	Bob Sivihus, T, USC
4	27	Gus Otto, LB, Missouri
9	67	Rich Zecher, T, Utah State
10	75	Craig Morton, QB, California
11	83	Bill Minor, LB, Illinois
13	99	Wally Mahle, DB, Syracuse
14	107	Loren Hawley, DB, California
15	115	Bill Cronin, DE, Boston College
16	123	Fred Hill, E, USC
17	131	Gary Porterfield, E, Tulsa

18	139	John Dugan, T, Holy Cross
19	147	Frank McClendon, T, Alabama
20	155	Bo Scott, HB, Ohio State

REDSHIRT

1	Larry Todd, HB, Arizona State
2	Jim Harvey, T, Mississippi
3	Steve Mass, J, Detroit
4	Mickey Cox, T, LSU
5	Bob Taylor, G, Cincinnati
6	Gregg Kent, T, Utah
7	John Carroll, T, Texas
8	Henry Pinkett, HB, Baylor
9	Frank Pennie, T, Florida State
10	Brent Berry, T, San Jose State
11	Tom Longo, DB, Notre Dame
12	Dennis Duncan, HB, Louisiana College

1966

1	63	Rodger Bird, DB, Kentucky
2	57	Butch Allison, T, Missouri
3	58	Tom Mitchell, E, Bucknell
4	71	Richard Tyson, G, Tulsa
5	59	Pete Banaszak, HB, Miami
7	60	Franklin McRae, T, Tennessee St.
9	80	Clifton Kinney, LB, San Diego State
10	89	Tony Jeter, E, Nebraska
11	98	Joe Labruzzo, HB, LSU
12	107	Wayne Foster, T, Washington State
13	116	John Niland, G, Iowa
14	125	Mike Johnson, HB, Kansas
15	134	Steve Renko, FB, Kansas
16	143	Craig Ritchey, DB, Stanford
17	152	Ted Holman, DB, Syracuse
18	161	Art Robinson, E, Florida A&M
19	170	Jack Shinholser, LB, Florida State
20	179	Steve Bowman, FB, Alabama

REDSHIRT

1	Rod Sherman, HB, USC
2	Tom Cichowski, T, Maryland
3	Ron Parson, E, Austin Peay
4	John Crumbacher, T, Tennessee
5	George Patton, T, Georgia
6	Dan Archer, T, Oregon
7	Bill Thomas, HB, Oklahoma
8	Ray Schmautz, LB, San Diego St.
9	Mel Tom, LB, San Jose State
10	Joe O'Brien, FB, Texas-Arlington
11	Mike Brundage, QB, Oregon

1967

1	17	Gene Upshaw, G, Texas A&I
3	75	Bill Fairband, LB, Colorado
4	96	James Roy Jackson, E, Oklahoma
5	124	Gerald Warfield, HB, Mississippi
5	131	Mike Hibler, LB, Stanford
6	155	Rick Egloff, QB, Wyoming
7	176	Ron Lewellen, DT, Tennessee-Martin
8	188	Estes Banks, RB, Colorado
9	228	Mark Devilling, LB, Muskingum
10	253	Richard Sligh, T, No. Carolina Central
11	280	Dwayne Benson, LB, Hamline
12	306	Bob Kruse, T, Wayne State
13	332	Len Kleinpeter, E, SW Louisiana
14	363	Casey Boyett, E, BYU
15	384	Ben Woodson, HB, Utah



ALL-TIME DRAFTS

16	409	Don Bruce, G, Virginia Tech
17	436	Mike Cullin, DE, Slippery Rock

1968

1	25	Eldridge Dickey, QB, Tennessee St.
2	52	Ken Stabler, QB, Alabama
3	80	Art Shell, T, Maryland State
4	110	Charlie Smith, RB, Utah
5	136	John Naponic, T, Virginia
7	168	John Harper, C, Adams State
7	190	George Atkinson, DB, Morris Brown
9	244	John Eason, TE, Florida A&M
10	271	Rick Owens, DB, Pennsylvania
11	277	Marv Hubbard, FB, Colgate
11	298	Chip Oliver, LB, San Diego State
12	326	Larry Plantz, WR, Colorado
13	352	Larry Blackstone, RB, Fairmont St.
14	379	Ray Carlson, LB, Hamline
15	406	Mike Leinert, RB, Texas Tech
16	433	David Morrison, DB, SW Texas
17	460	Steve Berry, E, Catawba

1969

1	22	Art Thoms, DL, Syracuse
2	50	George Buehler, OL, Stanford
3	75	Lloyd Edwards, TE, San Diego St.
4	100	Ruby Jackson, DL, New Mexico St.
6A	136	Ken Newfield, RB, LSU
6B	153	Jackie Allen, DB, Baylor
7	178	Finnis Taylor, DB, Prairie View
9	234	Drew Buie, WR, Catawba
11	284	Harold Rice, LB, Tennessee A&I
12	317	Al Goddard, DB, J.C. Smith
13	334	Dave Husted, LB, Wabash
14	362	Harold Busby, WR, UCLA
15	387	Alvin Presnell, RB, Alabama A&M
16	412	Junior Davis, LB, Alabama
17	440	Billy Austin, G, Arkansas AM&N

1970

1	24	Raymond Chester, TE, Morgan St.
2	50	Ted Koy, RB, Texas
3	76	Gerald Irons, LB, Maryland State
4	102	Tony Cline, LB, Miami
5	128	Art Laster, T, Maryland State
6	154	Alvin Wyatt, DB, Bethune-Cookman
7	180	Steve Svitak, LB, Boise State
8	207	Mike Wynn, DE, Nebraska
9	232	Ike Hill, DB, Catawba
10	258	Gordon Bosserman, T, UCLA
11	284	Emery Hicks, LB, Kansas
12	310	Jerry DeLoach, G, UC Davis
13	336	Don Highsmith, RB, Michigan St.
14	362	John Riley, K, Auburn
15	392	Fred Moore, DB, Washington
16	414	Tim Roth, C, South Dakota State
17	439	Eric Stolberg, WR, Indiana

1971

1	19	Jack Tatum, DB, Ohio State
2	45	Phil Villapiano, LB, Bowling Green
3	73	Warren Koegel, C, Penn State
4	97	Clarence Davis, RB, USC
5	123	Bob Moore, TE, Stanford
6	149	Greg Slough, LB, USC
7	157	Don Martin, DB, Yale
9	227	Dave Garnett, RB, Pittsburgh

10A	238	Bill West, DB, Tennessee State
10B	253	Tim Oesterling, DT, UCLA
11	279	James Poston, DT, South Carolina
12	305	Horace Jones, DE, Louisville
13	334	Mick Natzel, DB, Central Michigan
14	357	Tom Gipson, DT, North Texas State
15	383	Andy Giles, LB, William & Mary
16	412	Tony Stawarz, DB, Miami (Fla.)
17	442	Chuck Hill, WR, Sam Houston St.

1972

1	21	Mike Siani, WR, Villanova
2A	33	Kelvin Korver, DT, NW Iowa
2B	43	John Vella, T, USC
3	72	Mel Lunsford, DE, Central St.
4A	98	Cliff Branch, WR, Colorado
4B	100	Dave Dalby, C, UCLA
6	131	Dan Medlin, DT, North Carolina St.
7A	176	Skip Thomas, DB, USC
7B	178	Dennis Pete, DB, San Francisco St.
8	202	Jackie Brown, RB, Stanford
9	228	Dave Bigler, RB, Morningside
10	254	Phil Price, DB, Idaho State
11	277	Joe Carroll, LB, Pittsburgh
12	306	Kent Gaydos, TE, Florida State
13	333	Ted Covington, WR, San Fernando St.
14	358	Dennis Cambal, RB, William & Mary
15A	364	Charles Hester, RB, Central St.
15B	384	Dave Snesrud, LB, Hamline
16	410	Willie Wright, WR, No. Carolina A&T

1973

1	23	Ray Guy, P, Southern Mississippi
2	49	Monte Johnson, LB, Nebraska
4A	92	Perry Smith, DB, Colorado State
4B	101	Joe Wylie, WR, Oklahoma
5A	124	Louis Neal, WR, Prairie View
5B	127	Ron Mikalajczyk, T, Tampa
6	153	Brent Myers, T, Purdue
7	179	Gary Weaver, LB, Fresno State
8	205	Mike Rae, QB, USC
9	231	Steve Sweeney, WR, California
10	257	Leo Allen, WR, Tuskegee
11	283	Jerry List, RB, Nebraska
12	309	James Krapf, LB, Alabama
14	361	Bruce Polen, DB, William Penn
15	387	David Leffers, G, Vanderbilt
16	413	Jerry Gadlin, WR, Wyoming
17	439	Mike Ryan, C, USC

SUPPLEMENTAL DRAFT

1	Blenda Gay, DE, Fayetteville State
---	------------------------------------

1974

1	19	Henry Lawrence, T, Florida A&M
2	45	Dave Casper, TE, Notre Dame
3	75	Mark van Eeghen, RB, Colgate
4	93	Morris Bradshaw, WR, Ohio State
5	123	Pete Wessel, DB, Northwestern
6	148	James McAlister, RB, UCLA
7	175	Rod Garcia, K, Stanford
9	227	Kenith Pope, DB, Oklahoma
10	253	Chris Arnold, DB, Virginia State
11	279	Harold Hart, RB, Texas Southern
12	305	Noe Gonzalez, RB, SW Texas St.
13	330	Mike Dennerly, LB, So. Mississippi
14	357	Don Willingham, RB, Wisc.-Milwaukee



ALL-TIME DRAFTS

15	383	Greg Mathis, DB, Idaho State
16	409	Delario Robinson, WR, Kansas
17	435	James Morris, DT, Missouri Valley

1975

1	24	Neal Colzie, DB, Ohio State
2	45	Charles Phillips, DB, USC
3	76	Louis Carter, RB, Maryland
5	128	David Humm, QB, Nebraska
7	180	James Daniels, DB, Texas A&M
9	232	Harry Knight, QB, Richmond
10	259	Steve Sylvester, G, Notre Dame
12	310	Jack Magee, C, Boston College
14	362	Tom Doyle, DB, Yale
15	389	Paul Careathers, RB, Tennessee

1976

2A	34	Charles Phillyaw, DE, Texas Southern
2B	50	Jeb Blount, QB, Tulsa
3	84	Rik Bonness, LB, Nebraska
4	110	Herb McMath, DE, Morningside
5	146	Fred Steinfert, K, Boston College
7	204	Clarence Chapman, WR, E. Michigan
8A	220	Jerome Dove, DB, Colorado State
8B	231	Terry Kunz, RB, Colorado
10	286	Dwight Lewis, DB, Purdue
11	313	Rick Jennings, RB, Maryland
12	343	Cedric Brown, DB, Kent State
13A	367	Craig Crnick, DE, Idaho
13B	370	Mark Young, G, Washington State
14	397	Calvin Young, RB, Fresno State
15	427	Carl Hargrave, DB, Upper Iowa
16	454	Doug Hogan, DB, USC
17A	478	Buddy Tate, DB, Tulsa
17B	481	Nate Beasley, RB, Delaware

1977

2A	35	Mike Davis, DB, Colorado
2B	57	Ted McKnight, RB, Minnesota-Duluth
4	112	Mickey Marvin, G, Tennessee
5A	126	Lester Hayes, DB, Texas A&M
5B	139	Jeff Barnes, LB, California
7	190	Rich Martini, WR, UC Davis
8	223	Terry Robiskie, RB, LSU
12A	317	Rod Martin, LB, USC
12B	334	Rolf Benirschke, K, UC Davis

1978

2	54	Dave Browning, DE, Washington
3A	57	Derrick Jensen, RB, Texas-Arlington
3B	82	Lindsey Mason, T, Kansas
4A	86	Maurice Harvey, DB, Ball State
4B	108	Joe Stewart, WR, Missouri
5	136	Derrick Ramsey, TE, Kentucky
6A	143	Tom Davis, C, Nebraska
6B	164	Mike Levenseller, WR, Washington St.
7A	176	Arthur Whittington, RB, SMU
7B	192	Earl Inmon, LB, Bethune-Cookman
8	207	Mark Nickols, LB, Colorado State
11A	291	Dean Jones, WR, Fresno State
11B	304	Bob Glazebrook, DB, Fresno State
12	332	Joe Conron, WR, Pacific

1979

2	42	Willie Jones, DE, Florida State
6A	142	Ira Matthews, KR, Wisconsin
6B	156	Henry Williams, DB, San Diego State
7	175	Jack Matia, T, Drake

8	209	Robert Hawkins, RB, Kentucky
9	238	Jim Rourke, T, Boston College
10	259	Ricky Smith, DB, Tulane
11	294	Bruce Davis, T, UCLA
12A	316	Dirk Abernathy, DB, Bowling Green
12B	320	Reggie Kinlaw, DT, Oklahoma

1980

1	15	Marc Wilson, QB, BYU
2	43	Matt Millen, LB, Penn State
5A	125	Kenny Lewis, RB, Virginia Tech
5B	126	John Adams, LB, LSU
5C	128	William Bowers, LB, North Carolina
7	173	Malcolm Barnwell, WR, Virginia Union
8	194	Kenny Hill, DB, Yale
10	264	Walter Carter, DT, Florida State
11	291	Mike Massey, LB, Arkansas
12	322	Calvin Muhammad, WR, Texas Southern

1981

1A	21	Ted Watts, CB, Texas Tech
1B	23	Curt Marsh, T, Washington
2	48	Howie Long, DT, Villanova
4	111	Johnny Robinson, DT, Louisiana Tech
5	118	James Davis, CB, Southern
9	248	Curt Mohl, T, UCLA
10	276	Frank Hawkins, RB, Nevada
11	304	Chester Willis, RB, Auburn
12	332	Phil Nelson, TE, Delaware



DE Howie Long

1982

1	10	Marcus Allen, RB, USC
2A	35	Jack Squirek, LB, Illinois
2B	37	Jim Romano, C, Penn State
3	64	Vann McElroy, S, Baylor
4	91	Ed Muransky, T, Michigan
5	123	Ed Jackson, LB, Louisiana Tech
7	177	Jeff Jackson, DE, Toledo
10	263	Rich D'Amico, LB, Penn State
11	289	Willie Turner, WR, LSU
12	316	Randy Smith, WR, East Texas State

1983

1	26	Don Mosebar, T, USC
2	54	Bill Pickel, DT, Rutgers
3	82	Tony Caldwell, LB, Washington
4	110	Greg Townsend, DE, TCU
5	138	Dokie Williams, WR, UCLA
7	194	Jeff McCall, RB, Clemson
8	222	Mike Dotterer, RB, Stanford
9	249	Kent Jordan, TE, St. Mary's
10	277	Mervyn Fernandez, WR, San Jose St.
11	333	Scott Lindquist, QB, No. Arizona



ALL-TIME DRAFTS

1984

2	51	Sean Jones, DT, Northeastern
3	84	Joe McCall, RB, Pittsburgh
5	127	Andy Parker, TE, Utah
6	168	Stacey Toran, S, Notre Dame
7	183	Mitch Willis, DE, SMU
8	224	Sam Seale, WR, Western State
11	282	Gardner Williams, CB, St. Mary's
12	336	Randy Essington, QB, Colorado

SUPPLEMENTAL DRAFT (USFL & CFL PLAYERS)

1	28	Chris Woods, WR, Auburn (Edmonton)
2	56	Stewart Hill, LB, Washington (Edmonton)
3	84	James Farr, G, Clemson (Washington)

1985

1	23	Jessie Hester, WR, Florida State
3A	79	Tim Moffett, WR, Mississippi
3B	80	Stefon Adams, DB, East Carolina
4	107	Jamie Kimmel, LB, Syracuse
5	135	Dan Reeder, RB, Delaware
6	143	Rusty Hilger, QB, Oklahoma State
7A	186	Kevin Belcher, T, Wisconsin
7B	188	Mark Pattison, WR, Washington
7C	191	Bret Clark, DB, Nebraska
7D	192	Nick Haden, C, Penn State
8	220	Leonard Wingate, DT, So. Carolina St.
9	246	Chris Sydnor, DB, Penn State
10A	275	Reggie McKenzie, LB, Tennessee
10B	276	Albert Myres, DB, Tulsa
11	303	Steve Strachan, RB, Boston College
12	332	Raymond Polk, DB, Oklahoma St.

1986

1	24	Bob Buczkowski, DE, Pittsburgh
3	80	Brad Cochran, CB, Michigan
4A	85	Mike Wise, DE, UC Davis
4B	103	Vance Mueller, RB, Occidental
4C	108	Napoleon McCallum, RB, Navy
6	164	Doug Marrone, T, Syracuse
7	191	Bill Lewis, C, Nebraska
8	219	Joe Mauntel, LB, Eastern Kentucky
9	246	Zeph Lee, RB, USC
10	275	Jeff Reinke, DE, Mankato State
11	302	Randall Webster, LB, SW Oklahoma St.
12	330	Larry Shephard, WR, Houston

1987

1	15	John Clay, T, Missouri
2	52	Bruce Wilkerson, T, Tennessee
3	81	Steve Smith, RB, Penn State
4	110	Steve Beuerlein, QB, Notre Dame
7	183	Bo Jackson, RB, Auburn
9	238	Scott Eccles, TE, E. New Mexico
10A	254	Rob Harrison, RB, Sacramento St.
10B	265	John Gesek, G, Sacramento St.
10C	273	Jim Ellis, LB, Boise State
11A	288	Chris McLemore, RB, Arizona
11B	294	Mario Perry, TE, Mississippi

1988

1A	6	Tim Brown, WR, Notre Dame
1B	9	Terry McDaniel, CB, Tennessee
1C	25	Scott Davis, DE, Illinois
4	90	Tim Rother, DT, Nebraska
5	131	Dennis Price, CB, UCLA
6	143	Erwin Grabisna, LB, Case W. Reserve
7	171	Derrick Crudup, DB, Oklahoma

8	199	Mike Alexander, WR, Penn State
9A	227	Reggie Ware, RB, Auburn
9B	229	Scott Tabor, P, California
10	255	Newt Harrell, G, West Texas State
11	283	David Weber, QB, Carroll College
12	311	Greg Kunkel, G, Kentucky

1989

2	29	Steve Wisniewski, G, Penn State
6A	140	Jeff Francis, QB, Tennessee
6B	156	Doug Lloyd, RB, North Dakota St.
8	205	Derrick Gainer, RB, Florida A&M
9	235	Gary Gooden, WR, Indiana
10	262	Charles Jackson, DT, Jackson St.



G Steve Wisniewski

1990

1	11	Anthony Smith, DE, Arizona
2	37	Aaron Wallace, LB, Texas A&M
4	95	Torin Dorn, CB, North Carolina
6	149	Marcus Wilson, RB, Virginia
7	173	Garry Lewis, CB, Alcorn State
8	197	A.J. Jimeron, LB, Norfolk State
9	230	Leon Perry, RB, Oklahoma
11A	303	Ron Lewis, WR, Jackson State
11B	304	Myron Jones, RB, Fresno State
12A	317	Major Harris, QB, West Virginia
12B	331	Demetrui Davis, TE, Nevada

1991

1	24	Todd Marinovich, QB, USC
2	43	Nick Bell, RB, Iowa
4	100	Raghib Ismail, WR, Notre Dame
6	146	Nolan Harrison, DT, Indiana
8A	213	Brian Jones, LB, Texas
8B	219	Todd Woulard, LB, Alabama A&M
9	247	Tahaun Lewis, CB, Nebraska
10	274	Andrew Glover, TE, Grambling
12	330	Dennis Johnson, CB, Winston-Salem

1992

1	16	Chester McGlockton, DT, Clemson
2	32	Greg Skrepenak, T, Michigan
5	128	Derrick Hoskins, S, So. Mississippi
6	156	Tony Rowell, C, Florida
7A	173	Curtis Cotton, S, Nebraska
7B	185	Kevin Smith, RB, UCLA
10	268	Alberto White, LB, Texas Southern
12	324	Tom Roth, G, Southern Illinois



ALL-TIME DRAFTS

1993

1	12	Patrick Bates, S, Texas A&M
3A	58	Billy Joe Hobert, QB, Washington
3B	72	James Trapp, CB, Clemson
5	125	Olanda Truitt, WR, Mississippi St.
7	181	Greg Biekert, LB, Colorado
8	208	Greg Robinson, RB, NE Louisiana

1994

1	22	Rob Fredrickson, LB, Michigan St.
2	52	James Folston, DE, NE Louisiana
3	80	Calvin Jones, RB, Nebraska
4	120	Austin Robbins, DT, North Carolina
5	159	Roosevelt Patterson, G, Alabama
7	217	Rob Holmberg, LB, Penn State

1995

1	18	Napoleon Kaufman, RB, Washington
2	49	Barret Robbins, C, TCU
3	86	Joe Aska, RB, Central State
4	118	Mike Morton, LB, North Carolina
5A	138	Matt Dyson, LB, Michigan
5B	154	Jeff Kysar, T, Arizona State
6	190	Eli Herring, T, BYU

1996

1	9	Rickey Dudley, TE, Ohio State
2	57	Lance Johnstone, DE, Temple
5	166	La'Roi Glover, DT, San Diego State
6	183	Tim Hall, RB, Robert Morris
7A	220	Sedric Clark, LB, Tulsa
7B	224	Darius Smith, C, Sam Houston St.
7C	248	Joey Wylie, G, Stephen F. Austin

1997

1	2	Darrell Russell, DT, USC
3A	72	Adam Treu, G, Nebraska
3B	85	Tim Kohn, G, Iowa State
4	123	Chad Levitt, RB, Cornell
6A	172	Calvin Branch, CB, Colorado St.
6B	193	Grady Jackson, DT, Knoxville

1998

1A	4	Charles Woodson, CB, Michigan
1B	23	Mo Collins, T, Florida
2	31	Leon Bender, DT, Washington St.
3	63	Jon Ritchie, RB, Stanford
4	109	Gennaro DiNapoli, G, Virginia Tech
5A	127	Jeremy Bringham, TE, Washington
5B	152	Travian Smith, LB, Oklahoma
7A	230	Vince Amey, DE, Arizona State
7B	235	David Sanders, DE, Arkansas

1999

1	18	Matt Stinchcomb, T, Georgia
2	40	Tony Bryant, DE, Florida State
4	102	Dameane Douglas, WR, California
5A	146	Eric Barton, LB, Maryland
5B	153	Rod Coleman, LB, East Carolina
6	188	Daren Yancey, DT, BYU
7	224	JoJuan Armour, LB, Miami (Ohio)

2000

1	17	Sebastian Janikowski, K, Florida State
2	47	Jerry Porter, WR, West Virginia
4	107	Junior Ioane, DT, Arizona State
5	142	Shane Lechler, P, Texas A&M
7A	227	Mondriel Fulcher, TE, Miami (Fla.)
7B	231	Clifton Black, S, SW Texas State

2001

1	28	Derrick Gibson, S, Florida State
2	59	Marques Tuiaasopopo, QB, Washington
3	89	DeLawrence Grant, DE, Oregon State
5	158	Raymond Perryman, S, Northern Arizona
6	184	Chris Cooper, DT, Nebraska-Omaha
7A	228	Derek Combs, RB, Ohio State
7B	229	Ken-Yon Rambo, WR, Ohio State

2002

1A	17	Phillip Buchanon, CB, Miami (Fla.)
1B	23	Napoleon Harris, LB, Northwestern
2A	53	Langston Walker, OL, California
2B	55	Doug Jolley, TE, BYU
5	147	Kenyon Coleman, DE, UCLA
6A	189	Keyon Nash, S, Albany State (Ga.)
6B	197	Larry Ned, RB, San Diego State
7	235	Ronald Curry, QB, North Carolina

2003

1A	31	Nnamdi Asomugha, CB, California
1B	32	Tyler Brayton, DE, Colorado
2	63	Teyo Johnson, TE, Stanford
3A	83	Sam Williams, DE, Fresno State
3B	96	Justin Fargas, RB, USC
4	129	Shurron Pierson, DE, South Florida
5	167	Doug Gabriel, WR, UCF
6	204	Dustin Rykert, T, BYU
7A	246	Siddeeq Shabazz, S, New Mexico State
7B	262	Ryan Hoag, WR, Gustavus Adolphus



CB Nnamdi Asomugha

2004

1	2	Robert Gallery, T, Iowa
2	45	Jake Grove, C, Virginia Tech
3	67	Stuart Schweigert, S, Purdue
4	99	Carlos Francis, WR, Texas Tech
5	134	Johnnie Morant, WR, Syracuse
6A	166	Shawn Johnson, DE, Delaware
6B	182	Cody Spencer, LB, North Texas
7A	245	Courtney Anderson, TE, San Jose State
7B	255	Andre Sommersell, LB, Colorado State

2005

1	23	Fabian Washington, CB, Nebraska
2	38	Stanford Routt, CB, Houston
3A	69	Andrew Walter, QB, Arizona State
3B	78	Kirk Morrison, LB, San Diego State
6A	175	Anttaj Hawthorne, DT, Wisconsin
6B	212	Ryan Riddle, LB, California
6C	214	Pete McMahon, T, Iowa



ALL-TIME DRAFTS

2006

1	7	Michael Huff, DB, Texas
2	38	Thomas Howard, LB, UTEP
3	69	Paul McQuistan, OL, Weber State
4	101	Darnell Bing, LB, USC
6	176	Kevin Boothe, OL, Cornell
7A	214	Chris Morris, OL, Michigan State
7B	255	Kevin McMahan, WR, Maine

2007

1	1	JaMarcus Russell, QB, LSU
2	38	Zach Miller, TE, Arizona State
3A	65	Quentin Moses, DE, Georgia
3B	91	Mario Henderson, T, Florida State
3C	99	Johnnie Lee Higgins, WR, UTEP
4A	100	Michael Bush, RB, Louisville
4B	110	John Bowie, CB, Cincinnati
5A	138	Jay Richardson, DE, Ohio State
5B	165	Eric Frampton, S, Washington State
6	175	Oren O'Neal, RB, Arkansas State
7	254	Jonathan Holland, WR, Louisiana Tech



RB Darren McFadden

2008

1	4	Darren McFadden, RB, Arkansas
4A	100	Tyvon Branch, DB, Connecticut
4B	125	Arman Shields, WR, Richmond
6	169	Trevor Scott, DE, Buffalo
7	226	Chaz Schilens, WR, San Diego State

2009

1	7	Darrius Heyward-Bey, WR, Maryland
2	47	Mike Mitchell, S, Ohio
3	77	Matt Shaughnessy, DE, Wisconsin
4A	124	Louis Murphy, WR, Florida
4B	126	Slade Norris, LB, Oregon State
6A	199	Stryker Sulak, DE, Missouri
6B	202	Brandon Myers, TE, Iowa

2010

1	8	Rolando McClain, LB, Alabama
2	44	Lamarr Houston, DE, Texas
3	69	Jared Veldheer, T, Hillsdale
4A	106	Bruce Campbell, T, Maryland
4B	108	Jacoby Ford, WR, Clemson
5	138	Walter McFadden, CB, Auburn
6	190	Travis Goethel, LB, Arizona State
7A	215	Jeremy Ware, CB, Michigan State
7B	251	Stevie Brown, S, Michigan

2011

2	48	Stefen Wisniewski, C, Penn State
3A	81	DeMarcus Van Dyke, CB, Miami (Fla.)
3B	92	Joe Barksdale, T, LSU
4A	113	Chimdi Chekwa, CB, Ohio State
4B	125	Taiwan Jones, RB, Eastern Washington
5	148	Denarius Moore, WR, Tennessee
6	181	Richard Gordon, TE, Miami (Fla.)
7	241	David Ausberry, TE, USC

SUPPLEMENTAL DRAFT

3	Terrelle Pryor, QB, Ohio State
---	--------------------------------

2012

3	95	Tony Bergstrom, G, Utah
4	129	Miles Burris, LB, San Diego State
5A	158	Jack Crawford, DE, Penn State
5B	168	Juron Criner, WR, Arizona
6	189	Christo Bilukidi, DT, Georgia State
7	230	Nathan Stupar, LB, Penn State

2013

1	12	DJ Hayden, CB, Houston
2	42	Menelik Watson, T, Florida State
3	66	Sio Moore, LB, Connecticut
4	112	Tyler Wilson, QB, Arkansas
6A	172	Nick Kasa, TE, Colorado
6B	181	Latavius Murray, RB, UCF
6C	184	Mychal Rivera, TE, Tennessee
6D	205	Stacy McGee, DT, Oklahoma
7A	209	Brice Butler, WR, San Diego State
7B	233	David Bass, DE, Missouri Western

2014

1	5	Khalil Mack, LB, Buffalo
2	36	Derek Carr, QB, Fresno State
3	81	Gabe Jackson, G, Mississippi State
4A	107	Justin Ellis, DT, Louisiana Tech
4B	116	Keith McGill, CB, Utah
7A	219	TJ Carrie, CB, Ohio
7B	235	Shelby Harris, DE, Illinois State
7C	247	Jonathan Dowling, S, Western Kentucky



General Manager Reggie McKenzie introduces LB Khalil Mack



ALL-TIME ASSISTANT COACHES

Name	College	Position(s) Coached	Years
ADAMS, Tim	Air Force	Strength and Conditioning	2003
ADOLPH, Dave	Akron	Linebackers	1989-91, 1997-98
APRIL, Bobby	Nicholls State	Special Teams Coordinator	2013-14
AVEZZANO, Joe	Florida State	Special Teams Coordinator	2004-05
BAYLESS, Martin	Bowling Green	Special Teams Assistant	2004-05
BIEKERT, Greg	Colorado	Linebackers	2011
BILETNIKOFF, Fred	Florida State	Quality Control-Offense/Wide Receivers	1989-06
BOARD, Dwaine	North Carolina A&T	Defensive Line	2009
BOGHOSIAN, Sam	UCLA	Offensive Line	1979-87
BONIOL, Chris	Louisiana Tech	Assistant Special Teams	2014
BRESNAHAN, Chuck	Navy	Defensive Backs/Defensive Coordinator	1998-03, 2011
BROWN, Willie	Grambling	Defensive Backs/Squad Development	1979-88, 1995-11
BUGEL, Joe	Western Kentucky	Assistant Head Coach-Offense	1995-96
BURNS, Keith	Arkansas	Assistant Special Teams	2012-13
CABLE, Tom	Idaho	Offensive Line	2007-08
CALLAHAN, Bill	Illinois Benedictine	Offense Coordinator/Offensive Line/Tight Ends	1998-01
CASULLO, Bob	Brockport State	Special Teams	2000-03
CLANCY, Sam	Pittsburgh	Defensive Line	2004-05
COE, Charles	Kansas State	Wide Receivers	2007
COLLETT, Jim	UCLA	Offensive Line	2005
CODY, Ed	Purdue	Assistant Coach	1960
CONKRIGHT, Red	Oklahoma	Defensive Coach	1962
CREGG, James	Colorado State	Assistant Offensive Line	2007-08
CUNNINGHAM, Gunther	Oregon	Linebackers/Defensive Line	1991-94
DAHMS, Tom	San Diego State	Defensive Line	1963-78
DAISHER, Ted	Western Michigan	Special Teams Coordinator	2006
DeFILIPPO, John	James Madison	Quarterbacks	2007-08, 2012-14
DICKSON, George	Notre Dame	Defensive Backfield	1961
DUNN, John	Penn State	Strength and Conditioning	1987-89
EATMAN, Irv	UCLA	Co-Offensive Line	2006
ENGLEBERG, Buggsy	East Tennessee State	Kicking	1968
ERBER, Lew	Montclair State	Offensive Backfield/Wide Receivers	1976-81
ERKENBECK, Jim	San Diego State	Tight Ends	1999-01
FASSEL, Jim	Long Beach State	Quarterbacks	1995
FASSEL, John	Weber State	Asst. Special Teams/Special Teams	2008-11
FELDMAN, Marty	Stanford	Assistant Coach	1960-61
FISH, Jeff	Western Carolina	Strength and Conditioning	2004-07
FLORES, Tom	Pacific	Receivers	1972-78
FORD, Robert	Houston	Quality Control-Offense	2006
FOX, John	San Diego State	Defensive Coordinator	1994-95
FRANKLIN, Chet	Utah	Defensive Backfield	1980-86
FULLER, Curtis	TCU	Quality Control-Special Teams	2007
GANSZ, Frank Jr	Citadel	Special Teams	1998-99
GIBBS, Alex	Davidson	Special Assistant to Head Coach	1988-89
GIEMONT, Garrett	Fullerton College	Strength and Conditioning	1995-03
GILMORE, Ted	Wyoming	Wide Receivers	2012-14
GRIECO, John	Florida	Strength and Conditioning	2012-14
GRIFFITH, Justin	Mississippi State	Quality Control-Offense	2012-14
GRISWOLD, Chris	Hobart	Quality Control-Defense	2002-05
GRUNEISEN, Sam	Villanova	Linebackers	1987-90
GUIDICI, Fred	San Jose State	Quality Control-Defense	1995
GUY, John	North Carolina A&T	Defensive Assistant	1995-97
HACKETT, Paul	UC Davis	Quarterbacks	2009-10
HALL, Sid	Pacific	Linebackers	1969-70
HALUCHAK, Mike	USC	Linebackers	2009-10
HAMILTON, Ray	Oklahoma	Defensive Line	1993-94
HANSON, Randy	Pacific (Ore.)	Assistant Defensive Backs/Assistant Coach, Defense	2007-09
HARBAUGH, Jim	Michigan	Offensive Assistant	2002-03
HARRIS, Bishop	North Carolina Central	Running Backs	1995-97
HASLETT, Jim	Indiana of Pennsylvania	Linebackers	1993-94
HELTON, Kim	Florida	Offensive Line	1990-92
HENRY, Adam	McNeese State	Quality Control-Offense/Tight Ends	2007-11
HOFFMAN, Steve	Dickinson (Penn.)	Special Teams Coordinator	2012



ALL-TIME ASSISTANT COACHES

Name	College	Position(s) Coached	Years
HOLLAND, Johnny	Texas A&M	Linebackers	2012
HOLOVAK, Mike	Boston College	Receivers	1971
HUNLEY, Ricky	Arizona	Assistant Linebackers	2011
HUTSON, Mark	Oklahoma	Tight Ends	2012-14
JACKSON, Hue	Pacific	Offensive Coordinator	2010
JENKINS, Robert	UCLA	Offensive Assistant	1997-98
JOHNSON, Don	Jersey City State	Assistant Defensive Line	2007-08
JONES, Pat	Arkansas	Outside Linebackers	2004-05
JONES, Ronnie	Northeast Oklahoma	Linebackers	1992
JORGE, Ernie	St. Mary's	Assistant Coach	1960
KALMINAR, Tom	Nevada	Offensive Backfield	1960-62
KENNAN, Larry	La Verne	Quarterbacks	1982-87, 1996
KNAPP, Greg	Sacramento State	Offensive Coordinator	2007-08, 2012
KROMER, Aaron	Miami (Ohio)	Offensive Assistant/Offensive Line	2001-04
LAL, Sanjay	Washington	Quality Control-Offense/Wide Receivers	2007-11
LEGGETT, Earl	Louisiana State	Defensive Line	1979-88, 1991-92
LEONE, Bert	Ohio State	Quality Control-Defense	2009
LOFTON, James	Stanford	Wide Receivers	2008
LOPEZ, Clayton	Nevada	Defensive Backs	2004-05, 2012-13
LOWE, Woodrow	Alabama	Defensive Assistant	1999-00
LYNN, Johnnie	UCLA	Defensive Backs	2012-13
LYNN, Ron	Mt. Union	Defensive Backs	2000-03
MADDEN, John	Cal Poly, San Luis Obispo	Linebackers	1967-68
MADDOCK, Bob	Notre Dame	Defensive Line	1963
MADRO, Joe	Ohio State	Assistant Coach	1977-82
MALAVASI, Ray	Mississippi State	Linebackers	1971-72
MARINOVICH, Marv	Southern California	Strength	1968-70
MARSHALL, John	Washington State	Defensive Coordinator	2009-10
MARTIN, Don	Harvard	Quality Control-Defense	1998-03
MARTINDALE, Don	Defiance College	Inside Linebackers/Linebackers	2004-08
MARTINEZ, George	NW Oklahoma State	Quality Control-Defense	2006-08
McCABE, Richard	Pittsburgh	Defensive Backfield	1969-70
McELWAIN, Jim	Eastern Washington	Quarterbacks	2006
McKINNEY, Odis	Colorado	Defensive Backs	1990-94
MEYERS, Bill	Stanford	Off. Line/Asst. to Head Coach/Tight Ends/Tackles	1993-97
MICHAELS, Walt	Washington & Lee	Assistant Coach	1962
MICHALCZIK, Jim	Washington State	Offensive Line	2009-10
MILLARD, Keith	Washington State	Defensive Line Assistant/Defensive Line	2005-08
MILLER, Al	Northeast Louisiana	Strength and Conditioning	2012-13
MISCHAK, Bob	Army	Tight Ends	1973-74, 1979-87, 1994
MOORE, Myrel	California-Davis	Linebackers	1978-79
MORGAN, Chris	Colorado	Assistant Offensive Line	2009-10
MORTON, John	Western Michigan	Offensive Assistant/Tight Ends	1998-04
NICOLAU, Nick	Southern Connecticut	Wide Receivers	1988
NORVELL, Jay	Iowa	Tight Ends	2002-03
OLSON, Greg	Central Washington	Offensive Coordinator	2013-14
ORTMAYER, Steve	La Verne	Football Operations/Special Teams	1978-86, 1990-94
PAGAC, Fred	Ohio State	Linebackers	2001-06
PAGANO, Chuck	Wyoming	Defensive Assistant	2005-06
PEETE, Skip	Kansas	Running Backs	1998-06
PELCH, Aaron	Weber State	Assistant Special Teams	2009
PERKINS, Ray	Alabama	Offensive Coordinator	1997
PERRY, Darren	Penn State	Defensive Backs	2007-08
PETERS, Floyd	San Francisco State	Defensive Line	1995-96
POLLACK, Frank	Northern Arizona	Offensive Line	2012
POLONCHEK, John	Michigan State	Offensive Backfield	1967-71
RATHMAN, Tom	Nebraska	Running Backs	2007-08
RAUCH, John	Georgia	Offensive Backs	1963-65
RAYE, Jimmy	Michigan State	Assistant Head Coach/Offensive Coordinator	2004-05
REILLY, Jack	Long Beach State	Offensive Backs	1994
ROACH, Paul	Black Hills State	Offensive Backfield	1972-74
ROBERTSON, Marcus	Iowa State	Assistant Defensive Backs	2014
ROBINSON, John	Oregon	Offensive Backfield	1975



ALL-TIME ASSISTANT COACHES

Name	College	Position(s) Coached	Years
ROBISKIE, Terry	LSU	Coaches Assistant/Tight Ends	1982-93
RODRIGUEZ, Pete	Western State (Colo.)	Special Teams	1988-89
ROLL, Brad	Stephen F. Austin	Strength and Conditioning	2008-11
ROSS, Kevin	Temple	Defensive Backs	2010-11
ROSS, Robin	Washington State	Linebackers	1999-00
ROWEN, Keith	Stanford	Offensive Line	1997-98
RYAN, Rob	SW Oklahoma State	Defensive Coordinator	2004-08
SANDERS, Bob	Davidson	Linebackers	2013-14
SANDERS, Eric	UC Davis	Quality Control-Defense	2012-14
SARKISIAN, Steve	BYU	Quarterbacks	2004
SAUNDERS, Al	San Jose State	Offensive Coordinator/Sr. Offensive Asst.	2011-14
SCANGARELLO, Rich	Sacramento State	Quality Control-Offense	2009
SCANNELLA, Joe	Lehigh	Special Teams/Offensive Backs	1972-77, 1987-93
SCHLEICHER, Maury	Penn State	Linebackers	1965
SCHNEIDER, Brian	Colorado State	Special Teams Coordinator	2007-08
SHAFER, Steve	Utah State	Defensive Backs	1995-97
SHAW, David	Stanford	Quality Control-Offense/Quarterbacks	1998-01
SHAW, Willie	New Mexico	Defensive Coordinator	1998-99
SHELL, Art	Maryland State	Offensive Line	1983-89
SHINNICK, Don	UCLA	Linebackers	1973-77
SHOOP, John	University of the South	Tight Ends	2005-06
SIMS, Darryl	Wisconsin	Assistant Defensive Line	2006
SKIPPER, Kelly	Fresno State	Tight Ends/Running Backs	2007-14
SLATER, Jackie	Jackson State	Co-Offensive Line	2006
SPARANO, Tony	New Haven	Asst. Head Coach/Offensive Line	2013-14
SPENCER, Kevin	Springfield	Special Teams	1995-97
SPENCER, Oliver	Kansas	Offensive Line/Defensive Line	1962-79
STANTON, Jack	North Carolina State	Defensive Backs	1989-94
STEPHENS, Vernon	North Florida	Assistant Strength and Conditioning	2014
STEVENS, Gary	John Carroll	Quarterbacks	1998-00
SUMNER, Charles	William & Mary	Defensive Backfield/Linebackers	1963-68, 1979-83, 1987-88
SWEENEY, Jim	Portland State	Special Teams	1978
TARVER, Jason	Santa Clara	Defensive Coordinator	2012-14
TILLMAN, Rusty	Northern Arizona	Special Teams	1996-97
TOLLNER, Ted	Cal Poly, San Luis Obispo	Passing Game Coordinator	2009-10
TRESTMAN, Marc	Morehead State	Senior Assistant/Offensive Coordinator	2001-03
TURNER, Chris	Long Beach State	Offensive Assistant	2002-05
URBANIK, Bill	Ohio State	Defensive Line	1989-90, 1997
WALSH, Bill	San Jose State	Offensive Backfield	1966
WALSH, Tom	UC Santa Barbara	Wide Receivers/Quarterbacks/Offensive Coordinator	1982-94, 2006
WARD, Lorenzo	Alabama	Assistant Defensive Backs/Special Teams	2006
WARREN, Jimmy	Illinois	Defensive Backs	1987-88
WASHINGTON, Lionel	Tulane	Defensive Backs	2009-10
WAUFLE, Mike	Utah State	Defensive Line	1998-03, 2010-11
WHITE, Mike	California	Quarterbacks/Offensive Line	1990-94
WHITTINGHAM, Fred	Cal Poly, San Luis Obispo	Linebackers	1995-97
WHITTINGTON, Arthur	SMU	Special Projects/Assistant	1993-94
WILKERSON, Doug	North Carolina Central	Strength and Conditioning	1994
WILLIAMS, Terrell	East Carolina	Defensive Line	2012-14
WILLSEY, Ray	California	Defensive Backfield/Offensive Backfield	1978-87
WILSON, Mike	Washington State	Wide Receivers	1995-96
WISNIEWSKI, Steve	Penn State	Assistant Offensive Line	2011
WOOD, Dick	Auburn	Ends	1969-70
WOODS, Joe	Illinois State	Defensive Backs	2014
WOODSON, Rod	Purdue	Assistant Coach, Cornerbacks	2011
WYLIE, Bob	Roger Williams	Offensive Line	2011
ZEMAN, Bob	Wisconsin	Defensive Backfield/Linebackers	1971-77, 1984-86



ALL-LEAGUE SELECTIONS

- 1960** All-AFL: Center Jim Otto
- 1961** All-AFL: Center Jim Otto
- 1962** All-AFL: Center Jim Otto, defensive back Fred Williamson.
- 1963** All-AFL: Center Jim Otto, wide receiver Art Powell, running back Clem Daniels, defensive back Fred Williamson.
- 1964** All-AFL: Center Jim Otto, wide receiver Art Powell.
- 1965** All-AFL: Center Jim Otto, wide receiver Art Powell, defensive back Dave Grayson.
- 1966** All-AFL: Center Jim Otto, guard Wayne Hawkins, defensive back Kent McCloughan.
- 1967** All-AFL: Center Jim Otto, guard Gene Upshaw, tackle Harry Schuh, tight end Billy Cannon, quarterback Daryle Lamonica, running back Hewritt Dixon, defensive end Ben Davidson, defensive tackle Tom Keating, linebacker Dan Conners, defensive back Kent McCloughan.
- 1968** All-AFL: Center Jim Otto, guard Gene Upshaw, running back Hewritt Dixon, defensive tackle Dan Birdwell, linebacker Dan Conners, defensive backs Willie Brown, Dave Grayson.
- 1969** All-AFL: Center Jim Otto, guard Gene Upshaw, tackle Harry Schuh, wide receivers Fred Biletnikoff, Warren Wells, quarterback Daryle Lamonica, defensive backs Willie Brown, Dave Grayson, linebacker Dan Conners, defensive tackle Tom Keating.
- 1970** ALL-PRO: Center Jim Otto, guard Gene Upshaw, cornerback Willie Brown, wide receiver Fred Biletnikoff.
ALL-CONFERENCE: Otto, Upshaw, Brown, Biletnikoff, quarterback Daryle Lamonica, running back Hewritt Dixon, wide receiver Warren Wells, defensive tackle Tom Keating, tackle Harry Schuh.
- 1971** ALL-PRO: Center Jim Otto, cornerback Willie Brown, tackle Bob Brown.
ALL-CONFERENCE: Otto, W. Brown, B. Brown, tight end Raymond Chester, guard Gene Upshaw, kick return specialist Clarence Davis.
- 1972** ALL-PRO: Wide receiver Fred Biletnikoff, tackle Bob Brown, guard Gene Upshaw, cornerback Willie Brown.
ALL-CONFERENCE: Biletnikoff, B. Brown, Upshaw, W. Brown, center Jim Otto, tight end Raymond Chester.
- 1973** ALL-PRO: Tackle Art Shell, cornerback Willie Brown, punter Ray Guy.
ALL-CONFERENCE: Shell, W. Brown, Guy, wide receiver Fred Biletnikoff, quarterback Ken Stabler.
- 1974** ALL-PRO: Wide receiver Cliff Branch, tackle Art Shell, guard Gene Upshaw, quarterback Ken Stabler, punter Ray Guy.
ALL-CONFERENCE: Branch, Shell, Upshaw, Stabler, Guy, defensive tackle Otis Sistrunk, linebacker Phil Villapiano, safety Jack Tatum.
- 1975** ALL-PRO: Wide receiver Cliff Branch, punter Ray Guy.
ALL-CONFERENCE: Branch, Guy, tackle Art Shell, linebacker Phil Villapiano, safety Jack Tatum.
- 1976** ALL-PRO: Wide receiver Cliff Branch, tight end Dave Casper, punter Ray Guy.
ALL-CONFERENCE: Branch, Casper, Guy, linebacker Ted Hendricks, tackle Art Shell.
- 1977** ALL-PRO: Wide receiver Cliff Branch, tight end Dave Casper, punter Ray Guy, tackle Art Shell, guard Gene Upshaw.
ALL-CONFERENCE: Casper, Branch, Guy, Shell, Upshaw, kicker Errol Mann, safety Jack Tatum.
- 1978** ALL-PRO: Tight end Dave Casper, punter Ray Guy.
ALL-CONFERENCE: Casper, Guy, tackle Art Shell.
- 1979** ALL-PRO: Tight ends Dave Casper, Ray Chester.
ALL-CONFERENCE: Casper, Chester.
- 1980** ALL-PRO: Cornerback Lester Hayes, linebacker Ted Hendricks.
ALL-CONFERENCE: Hayes, Hendricks, punter Ray Guy.
- 1981** ALL-PRO: Cornerback Lester Hayes.
ALL-CONFERENCE: Hayes, linebackers Ted Hendricks and Rod Martin.
- 1982** ALL-PRO: Running back Marcus Allen, cornerback Lester Hayes, linebacker Ted Hendricks, linebacker Rod Martin.
ALL-CONFERENCE: Allen, Hayes, Hendricks, Martin.
- 1983** ALL-PRO: Tight end Todd Christensen, defensive end Howie Long, linebacker Rod Martin.
ALL-CONFERENCE: Christensen, Long, Martin, cornerback Lester Hayes.
- 1984** ALL-PRO: Tight end Todd Christensen, defensive end Howie Long, linebacker Rod Martin, cornerbacks Mike Haynes and Lester Hayes.
ALL-CONFERENCE: Long, Martin, Haynes, running back Marcus Allen, tackle Henry Lawrence.
- 1985** ALL-PRO: Running back Marcus Allen, tight end Todd Christensen, defensive end Howie Long, cornerback Mike Haynes.
ALL-CONFERENCE: Allen, Christensen, Long, Haynes, linebacker Matt Millen.
- 1986** ALL-PRO: Tight end Todd Christensen, middle guard Bill Pickel, defensive end Howie Long.
ALL-CONFERENCE: Christensen, Pickel, Long, safety Vann McElroy.
- 1987** ALL-CONFERENCE: Tight end Todd Christensen, safety Vann McElroy.
- 1988** ALL-PRO: Kick returner Tim Brown.
ALL-CONFERENCE: Defensive end Greg Townsend.
- 1989** ALL-CONFERENCE: Running back Bo Jackson, defensive end Greg Townsend.
- 1990** ALL-PRO: Guard Steve Wisniewski, defensive end Greg Townsend.
ALL-CONFERENCE: Townsend, Wisniewski.
- 1991** ALL-PRO: Punter Jeff Gossett, kicker Jeff Jaeger, safety Ronnie Lott, guard Steve Wisniewski, defensive end Greg Townsend, center Don Mosebar, kick returner Tim Brown.
ALL-CONFERENCE: Brown, Jaeger, Lott, Townsend, Wisniewski.
- 1992** ALL-PRO: Guard Steve Wisniewski, cornerback Terry McDaniel.
ALL-CONFERENCE: McDaniel, Wisniewski.



ALL-LEAGUE SELECTIONS

- 1993** ALL-PRO: Guard Steve Wisniewski, defensive end Anthony Smith, kick returner Raghbir Ismail.
ALL-CONFERENCE: Cornerback Terry McDaniel, Wisniewski, Ismail, wide receiver Tim Brown, defensive end Howie Long.
- 1994** ALL-PRO: Cornerback Terry McDaniel, defensive tackle Chester McGlockton, guard Steve Wisniewski.
ALL-CONFERENCE: Wide receiver Tim Brown, McDaniel, McGlockton, Wisniewski.
- 1995** ALL-PRO: Cornerback Terry McDaniel, defensive tackle Chester McGlockton, guard Steve Wisniewski.
ALL-CONFERENCE: Wide receiver Tim Brown, McDaniel, McGlockton, defensive end Pat Swilling, Wisniewski.
- 1996** ALL-PRO: Cornerback Terry McDaniel, defensive tackle Chester McGlockton, guard Steve Wisniewski,
ALL-CONFERENCE: Wide receiver Tim Brown, McGlockton, Wisniewski.
- 1997** ALL-PRO: Wide receiver Tim Brown; defensive tackle Chester McGlockton, guard Steve Wisniewski.
ALL-CONFERENCE: Brown, McGlockton, Wisniewski.
- 1998** ALL-PRO: Defensive tackle Darrell Russell.
ALL-CONFERENCE: Russell.
- 1999** ALL-PRO: Defensive tackle Darrell Russell, cornerback Charles Woodson.
ALL-CONFERENCE: Russell, Woodson, center Barret Robbins, wide receiver Tim Brown, linebacker Greg Biekert.
- 2000** ALL-PRO: Quarterback Rich Gannon, punter Shane Lechler, guard Steve Wisniewski, cornerback Charles Woodson, linebacker William Thomas, tackle Lincoln Kennedy.
ALL-CONFERENCE: Gannon, Wisniewski, Woodson.
- 2001** ALL-PRO: Quarterback Rich Gannon, tackle Lincoln Kennedy, punter Shane Lechler, cornerback Charles Woodson.
ALL-CONFERENCE: Gannon, Lechler, Woodson.
- 2002** ALL-PRO: Defensive tackle Rod Coleman, quarterback Rich Gannon, tackle Lincoln Kennedy, defensive tackle John Parrella, wide receiver Jerry Rice, center Barret Robbins, safety Rod Woodson.
ALL-CONFERENCE: Gannon, Kennedy, Woodson.
- 2003** ALL-PRO: Punter Shane Lechler.
- 2004** ALL-PRO: Punter Shane Lechler.
- 2005** ALL-PRO: Defensive end Derrick Burgess.
ALL-CONFERENCE: Burgess.
- 2006** ALL-PRO: Cornerback Nnamdi Asomugha.
- 2007** ALL-PRO: Punter Shane Lechler.
ALL-CONFERENCE: Lechler.
- 2008** ALL-PRO: Cornerback Nnamdi Asomugha, punter Shane Lechler, punt returner Johnnie Lee Higgins.
ALL-CONFERENCE: Asomugha, Lechler, Higgins.
- 2009** ALL-PRO: Cornerback Nnamdi Asomugha, kicker Sebastian Janikowski, punter Shane Lechler.
ALL-CONFERENCE: Asomugha, Lechler.
- 2010** ALL-PRO: Cornerback Nnamdi Asomugha, safety Michael Huff, punter Shane Lechler.
ALL-CONFERENCE: Asomugha, Lechler.
- 2011** ALL-PRO: Kicker Sebastian Janikowski, punter Shane Lechler.
ALL-CONFERENCE: Janikowski, Lechler.
- 2013** ALL-PRO: Fullback Marcel Reece



CB Terry McDaniel



ALL-TIME HONORS

AP NFL Most Valuable Player

1974	QB Ken Stabler
1985	RB Marcus Allen
2002	QB Rich Gannon

AP Offensive Player of the Year

1974	QB Ken Stabler
1985	RB Marcus Allen

AP Defensive Player of the Year

1980	CB Lester Hayes
------	-----------------

AP Offensive Rookie of the Year

1982	RB Marcus Allen
------	-----------------

AP Defensive Rookie of the Year

1998	CB Charles Woodson
------	--------------------

Bert Bell Award (MVP)

1970	QB/K George Blanda
1976	QB Ken Stabler
2000	QB Rich Gannon
2002	QB Rich Gannon

PFWA MVP

1985	RB Marcus Allen
2002	QB Rich Gannon

Super Bowl MVP

XI	WR Fred Biletnikoff
XV	QB Jim Plunkett
XVIII	RB Marcus Allen

Walter Payton Man of the Year

1974	QB/K George Blanda
------	--------------------

AP Comeback Player of the Year

1980	QB Jim Plunkett
------	-----------------

AFL AP Player of the Year

1967	QB Daryle Lamonica
------	--------------------

AFL UPI Player of the Year

1967	QB Daryle Lamonica
1969	QB Daryle Lamonica

AFC Offensive Player of the Month

1990	QB Jay Schroeder	Dec.
1993	WR Tim Brown	Dec.-Jan.
2001	QB Rich Gannon	Nov.

AFC Defensive Player of the Month

1990	DE Greg Townsend	Sept.
1991	S Ronnie Lott	Nov.
1993	DE Anthony Smith	Sept.
1998	CB Eric Allen	Oct.
2000	CB Eric Allen	Dec.
2002	S Rod Woodson	Sept.
2006	DE Derrick Burgess	Oct.
2007	LB Kirk Morrison	Sept.

AFC Special Teams Player of the Month

1993	K Jeff Jaeger	Dec.-Jan.
2001	K Sebastian Janikowski	Sept.
2008	KR Justin Miller	Dec.
2010	KR Jacoby Ford	Nov.
2011	K Sebastian Janikowski	Sept.
	K Sebastian Janikowski	Nov.
2012	K Sebastian Janikowski	Oct.

NFL Defensive Rookie of the Month

1998	CB Charles Woodson	Dec.
------	--------------------	------

AFC Offensive Player of the Week

1984	RB Marcus Allen	Week 4
	QB Marc Wilson	Week 8
1985	RB Marcus Allen	Week 12
1986	QB Marc Wilson	Week 4
1987	RB Bo Jackson	Week 12
1989	TE Mike Dyal	Week 13
1992	QB Vince Evans	Week 17
1993	WR Tim Brown	Week 14
	QB Jeff Hostetler	Week 18
1994	WR Tim Brown	Week 8
	QB Jeff Hostetler	Week 14
1995	QB Jeff Hostetler	Week 2
	QB Vince Evans	Week 8
1996	QB Jeff Hostetler	Week 7
1997	RB Napoleon Kaufman	Week 8
	WR Tim Brown	Week 17
1999	WR Tim Brown	Week 7
	QB Rich Gannon	Week 10
2000	WR Tim Brown	Week 6
	QB Rich Gannon	Week 10
2001	QB Rich Gannon	Week 10
2002	QB Rich Gannon	Week 10
2005	RB LaMont Jordan	Week 7
2007	QB Daunte Culpepper	Week 4
2009	QB Bruce Gradkowski	Week 13
2010	RB Darren McFadden	Week 7
2011	RB Darren McFadden	Week 3
	RB Michael Bush	Week 10

AFC Defensive Player of the Week

1984	LB Rod Martin	Week 6
	CB Mike Haynes	Week 14
1985	S Vann McElroy	Week 5
1988	DE Greg Townsend	Week 14
1989	S Eddie Anderson	Week 8
1990	LB Riki Ellison	Week 15
1991	CB Lionel Washington	Week 7
	S Ronnie Lott	Week 8
1992	CB Terry McDaniel	Week 6
	DE Anthony Smith	Week 7
1993	DE Anthony Smith	Week 1
1994	CB Terry McDaniel	Week 3
	CB Terry McDaniel	Week 6
1995	DE Pat Swilling	Week 4
	LB Mike Jones	Week 6
	DE Pat Swilling	Week 10
2000	LB William Thomas	Week 4
	CB Eric Allen	Week 15
2001	LB William Thomas	Week 11
	LB William Thomas	Week 14
2002	CB Philip Buchanon	Week 5
	DE Trace Armstrong	Week 16
2003	CB Philip Buchanon	Week 11
	DT Rod Coleman	Week 15
2006	DE Derrick Burgess	Week 7

2010	S Michael Huff	Week 5
	LB Kamerion Wimbley	Week 17
2012	DE Lamarr Houston	Week 7
2013	S Charles Woodson	Week 5

AFC Special Teams Player of the Week

1993	K Jeff Jaeger	Week 16
	K Jeff Jaeger	Week 18
1994	PR Tim Brown	Week 12
	K Jeff Jaeger	Week 15
1998	P Leo Araguz	Week 6
2000	K Sebastian Janikowski	Week 9
	P Shane Lechler	Week 12
	P Shane Lechler	Week 15
2001	PR Tim Brown	Week 13
2004	P Shane Lechler	Week 2
	T Langston Walker	Week 12
2005	K Sebastian Janikowski	Week 4
2008	K Sebastian Janikowski	Week 7
	PR Johnnie Lee Higgins	Week 12
2010	KR Jacoby Ford	Week 9
	KR Jacoby Ford	Week 16
2011	K Sebastian Janikowski	Week 1
	K Sebastian Janikowski	Week 5
	KR Jacoby Ford	Week 6
	K Sebastian Janikowski	Week 12
	DT Richard Seymour	Week 16
2012	K Sebastian Janikowski	Week 15

NFL Playoff Offensive Player of the Week

2001	WR Jerry Rice (Wild Card)
2002	QB Rich Gannon (Championship)

NFL Playoff Defensive Player of the Week

2000	CB Tony James (Divisional)
------	----------------------------

NFL Playoff Special Teams Player of the Week

2002	LB Tim Johnson (Divisional)
	K Sebastian Janikowski (Championship)

Raiders in the Bay Area Sports Hall of Fame

1986	Jim Otto
1989	George Blanda
1990	Fred Biletnikoff
1991	John Madden
1992	Jim Plunkett
1994	Bill Walsh
1996	Gene Upshaw
1998	Art Shell
1999	Ronnie Lott
2000	Ken Stabler
2001	Willie Brown
2007	Jerry Rice
2008	Roger Craig, Ray Guy
2009	Dave Casper
2010	Al Davis
2012	Tom Flores
2013	Tim Brown



PRO BOWL SELECTIONS

Player	Pos.	Pro Bowls	Years
Marcus Allen	RB	5	1982,84,85,86*,87
Nnamdi Asomugha	CB	4	2006*,08,09,10
Fred Biletnikoff	WR	4	1970,71,73,74
Cliff Branch	WR	4	1974,75,76,77
Bob Brown	T	1	1971*
Tim Brown	WR/KR	9	1988,91,93,94,95,96,97,99,01
Willie Brown	CB	4	1970,71,72,73
Derrick Burgess	DE	2	2005, 06
Dave Casper	TE	4	1976,77,78,79
Raymond Chester	TE	4	1970,71,72,79
Todd Christensen	TE	5	1983,84,85,86,87
Jon Condo	LS	2	2009,11
Dave Dalby	C	1	1977
Hewritt Dixon	RB	1	1970
Rich Gannon	QB	4	1999,00,01,02
Kevin Gogan	G	1	1994
Jeff Gossett	P	1	1991
Ray Guy	P	7	1973,74,75,76,77,78,80
Lester Hayes	CB	5	1980,81,82,83,84
Mike Haynes	CB	3	1984,85,86
Ted Hendricks	LB	4	1980,81,82,83
Ethan Horton	TE	1	1991
Jeff Hostetler	QB	1	1994
Marv Hubbard	RB	3	1971,72,73
Bo Jackson	RB	1	1990*
Jeff Jaeger	K	1	1991
Sebastian Janikowski	K	1	2011
Lincoln Kennedy	T	3	2000,01,02
Kenny King	RB	1	1980*
Daryle Lamonica	QB	2	1970,72
Henry Lawrence	T	2	1983,84
Shane Lechler	P	7	2001,04,07,08,09,10,11
Howie Long	DE	8	1983,84,85,86,87,89,92,93
Ronnie Lott	S	1	1991
Rod Martin	B	2	1983,84
Terry McDaniel	CB	5	1992,93,94,95,96
Vann McElroy	S	2	1983,84
Chester McGlockton	DT	4	1994,95,96,97
Matt Millen	LB	1	1988
Zach Miller	TE	1	2010
Max Montoya	G	1	1993
Don Mosebar	C	3	1986,90,91
Jim Otto	C	3	1970,71,72
Greg Pruitt	KR	1	1983
Marcel Reece	FB	1	2012, 13
Jerry Rice	WR	1	2002
Barret Robbins	C	1	2002*
Darrell Russell	DT	2	1998,99
Harry Schuh	T	1	1970
Richard Seymour	DT	2	2010*,11
Art Shell	T	8	1972,73,74,75,76,77,78,80
Otis Sistrunk	DT	1	1974
Ken Stabler	QB	4	1973,74,76*,77
Jack Tatum	S	3	1973,74,75*
Greg Townsend	DE	2	1990,91
Gene Upshaw	G	6	1972,73,74,75,76,77
Mark van Eeghen	RB	1	1977
Phil Villapiano	LB	4	1973,74,75,76
Warren Wells	WR	1	1970
Steve Wisniewski	G	8	1990,91,92*,93,94*,95,97,00
Charles Woodson	CB	4	1998,99,00,01
Rod Woodson	S	1	2002

* — Selected but did not play

Pro Bowl MVP

Rich Gannon	2001
Rich Gannon	2002

AFL All-Star Game (1961-69)

George Atkinson	CB	2	1968,69
Fred Biletnikoff	WR	2	1967,69
Dan Birdwell	DT	1	1968
George Blanda	K	1	1967
Willie Brown	CB	3	1967,68,69
Billy Cannon	TE	1	1969
Dan Conners	LB	3	1966,67,68
Dave Costa	DT	1	1963
Clem Daniels	RB	4	1963,64,65,66
Ben Davidson	DE	3	1966,67,68
Cotton Davidson	QB	1	1963
Hewritt Dixon	RB	3	1966,67,68
Tom Flores	QB	1	1966
Dave Grayson	CB-S	3	1965,66,69
Wayne Hawkins	G	5	1963,64,65,66,67
Tom Keating	DT	2	1966,67
Daryle Lamonica	QB	2	1967,69*
Isaac Lassiter	DE	1	1966
Archie Matsos	LB	1	1963
Kent McCloughan	CB	2	1966,67*
Alan Miller	RB	1	1961
Gus Otto	LB	1	1969
Jim Otto	C	9	1961,62,63,64,65,66,67,68,69
Art Powell	WR	4	1963,64,65,66
Harry Schuh	T	2	1967,69
Gene Upshaw	G	1	1968
Warren Wells	WR	1	1968
Fred Williamson	CB	3	1961,62,63
Nemiah Wilson	CB	1	1967

* — Selected but did not play

AFL All-Star Game Outstanding Defensive Player

Archie Matsos	1964
---------------	------



FB Marcel Reece at the 2013 Pro Bowl in Hawaii



PRO FOOTBALL HALL OF FAME



1979 - RON MIX

Raiders offensive tackle, 1971; pro football veteran, 1961-1969, 1971

Inducted into Pro Football Hall of Fame on July 28, 1979...Played 11 pro seasons, 10 with the Los Angeles/San Diego Chargers and one with the Oakland Raiders...Became the first player to have worn a Raider uniform inducted into the Pro Football Hall of Fame...Was the second player from the American Football League (AFL) to be enshrined in Canton, following former teammate Lance Alworth...Elected to the AFL All-Star team in nine straight seasons...A nine-time All-AFL selection...Named to the all-time AFL first team, and is one of only 20 individuals who played the entire 10 years of the AFL...Played in 142 career games...Flagged for just two holding penalties in an 11-year career...Played in five of the first six AFL Championship games, helping lead Chargers to 1963 title...Retired after the 1969 season, but returned to football in 1971 following a trade to the Raiders...Played in 12 games with four starts for the Silver and Black...Earned All-American honors in 1959 as a collegiate lineman at USC...Selected by the Baltimore Colts as the 10th overall pick in the 1960 NFL Draft...Also chosen in the first round of the 1960 AFL Draft by the Boston Patriots...Named to the International Jewish Sports Hall of Fame in 1980.

1980 - JIM OTTO

Raiders center, 1960-74; pro football veteran, 1960-74

Inducted into Pro Football Hall of Fame on Aug. 2, 1980...The only All-League center the American Football League ever had (1960-69)...Chosen to Hall of Fame AFL All-Star Team of the Decade...Named the All-American Football Conference center for three more seasons, 1970-72...Started in 210 consecutive league games, most in Raiders history...Including preseason, postseason and all-star games, he played in 308 games as a Raider...Last of the original Raiders...Participated in nine AFL All-Star Games and in the first three AFC-NFC Pro Bowls...During his 15-year career, the Raiders won seven division championships and the AFL Championship in 1967...Twice winner of the Gorman Award (1968 and 1971) as "Player Who Best Exemplifies the Pride and Spirit of the Oakland Raiders"...Selected to AFL-NFL 25-year All-Star Team...Third AFL player inducted into Hall of Fame...Elected to the Hall of Fame in his first year of eligibility...Rejoined Raiders front office in special projects in 1995.



1981 - GEORGE BLANDA

Raiders quarterback/kicker, 1967-75; pro football veteran, 1949-75

Inducted into Pro Football Hall of Fame on Aug. 1, 1981...The first player and one of only two in history to celebrate a Silver Anniversary in pro football, ending his NFL career in 1975 with an all-time high 26 seasons...Set an NFL record with 2,002 points...Completed 1,911 passes in career for 26,920 yards and threw for 236 touchdowns...Played in 224 straight games, 340 overall...Raiders all-time scoring leader with 863 points...Led NFL eight times in extra points scored in a season, including 64 in 1961...Missed only 16 of 959 extra point attempts in 26 years...Kicked 335 field goals, including nine of 50 yards or more...Named 1970 Player of the Year for quarterbacking and kicking feats...Winner of 1970 Gorman Award as "Player Who Best Exemplifies the Pride and Spirit of the Oakland Raiders"...Set Raider single-season scoring record with 117 points in 1968...Played in 11 championship games, seven with Raiders...Played on three AFL Championship teams, one with Oakland and two with Houston...Named to AFL-NFL 25-year All-Star Team...Chosen for the Hall of Fame in his first year of eligibility.

1984 - WILLIE BROWN

Raiders cornerback, 1967-78, pro football veteran, 1963-78

Inducted into Pro Football Hall of Fame on July 28, 1984...Shares Raider all-time lead in interceptions with 39...All-Pro seven times, played in five AFL All-Star Games and four NFL Pro Bowls...Named to All-Time AFL team at cornerback in 1969...Played in three AFL and six AFC Championship Games with Raiders, plus Super Bowls II and XI...Set Super Bowl record with 75-yard interception return for touchdown against Minnesota in Super Bowl XI...Had two other postseason interception returns for touchdowns — against Miami in 1970 and Pittsburgh in 1973...Intercepted at least one pass for a then-NFL record 16 straight seasons...Intercepted 54 passes in career, with 472 return yards, two touchdowns in league play...Tied NFL record with four interceptions against N.Y. Jets on Nov. 15, 1964...Played in 205 games...MVP in 1965 AFL All-Star Game...Winner of 1968 Gorman Award as "Player Who Best Exemplifies the Pride and Spirit of the Oakland Raiders"...Raiders defensive captain for 10 years...Selected to AFL-NFL 25-year All-Star Team...Chosen to the Hall of Fame in first year of eligibility...Originally signed as free agent by Houston Oilers, played four seasons with Denver Broncos...Served as Raiders defensive backfield coach from 1979-88...Head football coach at Long Beach State in 1991 and at L.A. Jordan High School in 1994...Inducted to Louisiana Sports Hall of Fame in 1992 and into Mississippi Sports Hall of Fame in 1994...Rejoined Raiders in 1995 as director of squad development and returned to on-field coaching, tutoring Raider cornerbacks until retiring as a position coach...Currently serves on the football operations staff with the Raiders.





PRO FOOTBALL HALL OF FAME



1987 - GENE UPSHAW

Raiders guard, 1967-82; pro football veteran, 1967-82


Inducted into Pro Football Hall of Fame on Aug. 8, 1987...All-Pro or All-Conference eight times, played in six Pro Bowls and one AFL All-Star Game...Games played (217) is second-most in team history...Missed only one league game in career...207 consecutive league games and starts are both second on Raider list...First player in NFL history to participate in Super Bowls in three different decades (after 1967, 1976 and 1980 seasons)...Holds Raider all-time record with 24 playoff game starts...Offensive team captain for nine years (1973-81)...Only second guard inducted into Pro Football Hall of Fame...During 15-year active pro career, the Raiders made 11 playoff appearances, won eight division titles, one AFL Championship, two AFC titles and two World Championships of Professional Football...Named to AFL-NFL 25-year All-Star, NFL 75th Anniversary All-Time and All-Monday Night Teams...Chosen to the Hall of Fame in first year of eligibility...Served as executive director of NFL Players Association from 1983 until his passing in 2008.

executive director of NFL Players Association from 1983 until his passing in 2008.

1988 - FRED BILETNIKOFF

Raiders wide receiver, 1965-78; pro football veteran, 1965-78

Inducted into Pro Football Hall of Fame on July 30, 1988...No. 2 all-time in history of Silver and Black with 589 career catches...Ranked fourth on the NFL all-time receiving list at time of retirement...Also No. 2 among all-time Raiders in receiving yards (8,974) and receiving touchdowns (76)...Also caught 70 passes for 1,167 yards and 10 touchdowns in postseason games, ranking second on all-time NFL list upon retirement...Played in three AFL title games, five AFC Championships and Super Bowls II and XI...MVP of Super Bowl XI with four catches for 79 yards...Held NFL record of 10 straight seasons with 40 or more receptions (1967-76)...Raiders leading receiver for six consecutive seasons (1968-73)...Led NFL in receiving with 61 catches in 1971, then led AFC in 1972 with 58...All-AFL in 1969, All-AFC in 1970, 1972 and 1973...Played in two AFL All-Star Games and four Pro Bowls...Played in 190 games in 14 seasons...Had 21, 100-yard receiving games...Had four, 100-yard receiving games in playoffs...Never played in a losing season with the Raiders...Originally selected in the second round of the 1965 AFL Draft after record-setting collegiate career at Florida State...Named to Walter Camp All-Century Team...Rejoined Raiders as wide receivers coach in 1989...Award in his name goes to nation's top collegiate wide receiver...Was Raiders wide receivers coach from 1989-94, handled quality control from 1995-96 and returned to coach receivers in 1997 until retiring from coaching following the 2006 season.



1989 - ART SHELL

Raiders tackle, 1968-82; pro football veteran, 1968-82

Inducted into Pro Football Hall of Fame on Aug. 5, 1989...All-American Football Conference selection six straight years from 1973-78...All-Pro in 1973, 1974 and 1977...Played in 207 league games, fourth-highest in history of Silver and Black...Selected to play in eight Pro Bowls, second-most of any Raider player, during career which spanned three decades...Played in 23 postseason contests, including eight AFL-AFC Championships and Raider victories in Super Bowls XI and XV...Credited with near-perfect performance in Raiders Super Bowl XI victory over Minnesota, limiting Vikings highly regarded defensive end Jim Marshall to no tackles, sacks or assists during 32-14 win...Played in first 156 games before missing five games due to preseason injury...Launched another streak of 51 straight games...Named to NFL All-Monday Night Team...Originally selected in third round of the 1968 AFL Draft after stellar career as a two-way lineman at Maryland-Eastern Shore...Raiders offensive line coach after retiring as a player in 1982 until 1988,

when he became head coach of the Silver and Black...Served as head coach of the Raiders until 1994 and re-joined the Silver and Black as head coach in 2006...Also served as an NFL assistant coach with Kansas City and Atlanta and was the NFL's senior vice president for football operations and development.

1990 - TED HENDRICKS

Raiders linebacker, 1975-83; NFL veteran, 1969-83

Inducted into Pro Football Hall of Fame on Aug. 4, 1990...Played in every game during his 15 NFL seasons, including nine with Silver and Black...Played in 131 consecutive league games with Raiders, 215 in career, most by any linebacker in NFL history...Member of all three Raider teams that won the World Championship of Professional Football (1976, 1980 and 1983)...Intercepted 26 passes for 332 yards and one touchdown while recovering 16 opponents fumbles...Shares NFL record for most safeties in pro career with four...Also shares postseason NFL record for most opponent's fumbles recovered in career with four...Scored three touchdowns in career — on a fumble recovery, interception return and return of blocked punt...Named All-AFC seven times, All-NFC once and played in eight AFC-NFC Pro Bowls...Second round pick in the 1969 Draft by Baltimore Colts...Was a member of Baltimore's Super Bowl V Championship team...Played for Colts before being traded to Green Bay in 1974, then joined Raiders as free agent in 1975...Three-time All-America linebacker/defensive end at the University of Miami...Named to the NFL 75th Anniversary All-Time team in 1994.





PRO FOOTBALL HALL OF FAME



1992 - AL DAVIS

Scout, Assistant Coach, Head Coach, League Commissioner, Owner

Inducted into Pro Football Hall of Fame on Aug. 1, 1992...Went from assistant coach of the Los Angeles, now San Diego Chargers, to head coach and general manager of the Raiders, to commissioner of the American Football League and to principal owner and chief executive officer of the Raiders, transforming the failing franchise into pro football's winningest team...In first season in Oakland, team went 10-4 in 1963 with Davis being named Coach of the Year by AP, UPI, Sports Illustrated, The Sporting News and his fellow coaches...Became the first sports figure ever honored by the Chamber of Commerce as Oakland's Young Man of the Year...In 1966, became commissioner of the AFL at 36 and was acclaimed nationally as the driving force who brought on the historic merger between the NFL and AFL...He played a vital role in the development of the game as a participant in the prestigious NFL Competition Committee and the NFL Owners Executive Committee...

...Has been chosen by a record nine Pro Football Hall of Fame inductees to present them at the Canton, Ohio ceremony — Lance Alworth, Jim Otto, George Blanda, Willie Brown, Gene Upshaw, Fred Biletnikoff, Art Shell, Ted Hendricks and John Madden...Became the first recipient of the NFL Players Association's Retired Players Award of Excellence "for his contributions to the men who played the game" in 1991...As a member of the Executive Committee of the NFL Management Council, Davis was a major factor in achieving a collective bargaining agreement with the players...Was offensive end coach of the Los Angeles Chargers from 1960-62, before being named Raiders head coach/general manager at age 33...He attended Wittenberg College and Syracuse, earning a degree in English while playing football, basketball and baseball in 1950...Named line coach at Adelphi College in New York...His innovative technical football articles, published in the leading coaching magazines, gained him wide acclaim...Went into the U.S. Army, being assigned as head football coach at Ft. Belvoir, Va...There he molded a national power service team and capped one season by defeating Maryland, national collegiate football champions, in a squad game...On the staff of the Baltimore Colts in 1954, at age 24, concentrating on player personnel...During 1955-56, served as line coach and chief recruiter at The Citadel...Then spent three years at USC as line coach and in 1959, was also defensive coordinator.

1997 - MIKE HAYNES

Raiders cornerback, 1983-89; NFL veteran, 1976-89

Inducted into Pro Football Hall of Fame on July 26, 1997...Made nine Pro Bowl appearances in pro career...Credited with 46 career interceptions while playing with the Raiders and New England...Totaled 688 yards in interception returns and returned two interceptions for touchdowns in pro career...Tied for Raiders lead with three interceptions in 1988...Played in 43 consecutive games with Raiders before missing action in mid-season in 1986...Led league in return yards in 1984 with 220 yards on six interception returns, including single longest interception return of 97 yards at Miami...Had 13 career interceptions as a Raider...Joined Raiders in midseason 1983, played in final five league games plus three playoff wins...Had interception as Raiders downed Redskins in Super Bowl XVIII...Came to Raiders in trade with New England...Played out option with Patriots in 1982, completing seven seasons with New England...Made 58 consecutive starts with Patriots from 1976-79...Patriots top interceptor from 1976-78...New England's all-time punt return leader with 1,159 yards on 111 returns, a 10.4-yard average...Had two punt return touchdowns as a rookie in 1976, with runs of 89 and 62 yards...Also blocked and returned a field goal attempt for a 65-yard touchdown in 1980...Fifth player and first defensive back taken in 1976 Draft by New England...AFC Rookie of Year...All-Pro in 1978, 1982, 1984 and 1985 and All-Conference eight times...Named to NFL All-Time Team...All-America defensive back as junior and senior at Arizona State...Named MVP in 1976 Japan Bowl and 1973 Fiesta Bowl...Two-year letterman in track, winning conference long jump title one year and runner-up the other...Served as the NFL's vice president of player and employee development.



1999 - ERIC DICKERSON

Raiders running back, 1992; NFL veteran 1983-93



Inducted into Pro Football Hall of Fame on Aug. 7, 1999...Played 11 NFL seasons and made six Pro Bowl appearances in pro career...Began NFL career as first round pick, second selection overall, by L.A. Rams in 1983...Also played for Indianapolis Colts (1987-91), Raiders (1992) and Atlanta Falcons (1993)...Led Raiders in rushing in 1992 with 729 yards...Played 11 seasons, 146 games...All-America, one of the best college runners in NCAA history...Rushed for 4,450 yards in four seasons at SMU...Holds NFL rookie season records for most rushing attempts — 390; most yards rushing — 1,808; most touchdowns rushing — 18...Set NFL records for rushing yards in a season — 2,105; 100-yard rushing performances — 12; and combined yards from scrimmage — 2,244 in 1984...Retired from NFL ranked third in career rushing yardage — 13,259...Gained a playoff-record 248 yards rushing in 1985 NFC Divisional Playoff Game...In 1987, traded from Rams to Colts in block-buster deal that also involved the Bills...Recorded a then-record seven consecutive seasons with

1,000 yards rushing...Named NFL Player of the Year, 1984; NFL Offensive Player of the Year, 1986...All-Pro 1983, 1984, 1986, 1987 and 1988...All-NFC 1983, 1984 and 1986...All-AFC in 1987 and 1988.



PRO FOOTBALL HALL OF FAME



2000 - HOWIE LONG

Raiders defensive end/defensive tackle, 1981-93; NFL veteran, 1981-93


Inducted into Pro Football Hall of Fame on July 29, 2000...Played 13 NFL seasons, all with the Raiders, and made eight Pro Bowl appearances in pro career...Moved into starting role with the Raiders beginning in the fifth game of the strike-shortened 1982 season...Just the second Raider defensive lineman to make a Pro Bowl...First or second team All-Pro choice in 1983, 1984, 1985, 1986 and 1989...Was also named All-AFC four times...In 1985, posted 10 sacks, with at least one in eight games and was selected as Raider Lineman's Club Defensive Lineman of the Year by his teammates...Although he missed much of the 1988 season due to injury, he still managed to record three sacks and intercept the first pass of his career, which he returned 73 yards in a game against Houston...Member of the NFL's All-Decade Team of the 1980s, recorded 84 career sacks, not including 7.5 sacks in 1981 before the sack was an official NFL stat...Raiders second round pick

in 1981 NFL Draft and the 48th player selected overall...Four-year letterman at Villanova and MVP in the 1980 Blue-Gray Game...Has served as a studio host for NFL pregame show on FOX.

2000 - RONNIE LOTT

Raiders safety, 1991-92; NFL veteran, 1981-94

Inducted into Pro Football Hall of Fame on July 29, 2000...Played 14 NFL seasons — including two with the Raiders — and made 10 Pro Bowl appearances in pro career at three positions — cornerback, free safety and strong safety...Named All-Pro eight times, All-NFC six times and All-AFC once, selected to play in 10 Pro Bowls and was named to the NFL's 75th Anniversary Team...In his first NFL season, led a young secondary that helped the 49ers win Super Bowl XVI...Became the second rookie in NFL history to return three interceptions for touchdowns and finished second to Lawrence Taylor for Rookie of the Year honors...In 1986, played 14 games at the free safety position before an injury sidelined him for the final two games of the season...Still led the league with a career-most 10 interceptions, recorded 77 tackles, three forced fumbles and two sacks...During his career with the 49ers (1981-90), Los Angeles Raiders (1991-92) and the New York Jets (1993-94), recorded 63 career interceptions and twice led the league...Surpassed the 1,000-career tackle mark in 1993 and had five seasons of at least 100 tackles...In his 10 seasons with the 49ers, San Francisco won eight NFC Western Division titles and four Super Bowls...In 20 playoff contests (all starts), he recorded nine interceptions, 89 tackles, one forced fumble, one fumble recovery and two touchdowns...San Francisco 49ers first round draft pick and the eighth player chosen overall in the 1981 NFL Draft following All-American college career at Southern California.



2002 - DAVE CASPER

Raiders tight end, 1974-80, 1984; NFL veteran, 1974-84

Inducted into Pro Football Hall of Fame on Aug. 3, 2002...Played 11 seasons in the NFL, seven-and-a-half with the Raiders...During that time, named All-Pro and All-AFC four times and was selected to play in four Pro Bowls...Traded to the Houston Oilers for a first round and two second round draft picks midway through 1980 season, finished the season with 56 receptions and was named to his fifth Pro Bowl...In 1984, after a brief stint with the Minnesota Vikings, returned to the Raiders, finishing his career with 378 receptions for 5,216 yards and 52 touchdowns...Outstanding play contributed to Raiders success and a 32-14 victory over Vikings in Super Bowl XI...Outstanding blocker as well as receiver...Caught the game-winning 10-yard touchdown pass in 1977 double-overtime AFC playoff game...His infamous "Ghost to the Post," in reference to his 42-yard reception, set up the tying field goal at the end of regulation...All-America as an offensive tackle in 1972 and an All-America tight end in 1973 at Notre Dame...Second round pick by the Raiders in the 1974 NFL Draft.

2003 - MARCUS ALLEN


Raiders running back, 1982-92; NFL veteran, 1982-97

Inducted into Pro Football Hall of Fame on Aug. 3, 2003...The 10th player selected in the 1982 NFL Draft...Played 16 NFL seasons, including 11 with the Los Angeles Raiders...Gained 12,243 yards rushing, 5,411 yards receiving and scored 145 touchdowns...1981 Heisman Trophy winner while at Southern California and NFL Rookie of the Year in 1982...During his 11 seasons with the Raiders, named to the Pro Bowl five times and added a sixth appearance in 1994 as a member of the Kansas City Chiefs...Was the Raiders leading rusher seven consecutive years...Led the Raiders in receptions with 51 in 1987...Named MVP in Super Bowl XVIII when the Raiders defeated the Washington Redskins 38-9 after rushing for 191 yards and scoring two touchdowns, one a then-Super Bowl record 74-yarder...In 1985, named NFL MVP after leading the league with 1,759 rushing yards on 380 carries for a 4.6 yards per carry average and 11 touchdowns...Also caught 67 passes for 555 yards and scored an additional three touchdowns...In 1995, made NFL history when he became the first player in league history to rush for more than 10,000 yards and catch passes for 5,000 more...Completed 12 of 27 passes for 282 yards and six touchdowns during his career...In 15 career playoff games, carried the ball 267 times for 1,347 yards and 11 touchdowns, averaging 5.0 yards per carry...Also added 52 catches for 522 yards and two receiving touchdowns...At the time of his retirement following the 1997 season, held the single-season record for most rushing and receiving yards combined (2,314), second in consecutive 100-yard games and was third in career-combined yardage.





PRO FOOTBALL HALL OF FAME



2003 - JAMES LOFTON

Raiders wide receiver, 1987-88; NFL veteran, 1978-93


Inducted into Pro Football Hall of Fame on Aug. 3, 2003...Traded to the Raiders in 1987 and played two seasons for the Silver and Black...Later spent four seasons with the Buffalo Bills and also played for the L.A. Rams and Philadelphia Eagles in final NFL season...Entered NFL as No. 1 draft pick of Green Bay in 1978 and spent eight seasons with Packers...In 16 seasons, caught 764 passes for 14,004 yards — an 18.3-yard average per catch...Recorded more than 50 catches in a season nine times...His 14,004 career reception yardage mark was an NFL-best at the time of his retirement, while his 43 games with 100 or more yards receiving ranked third...First NFL player to score a touchdown in 1970s, 1980s and 1990s...Named All-Pro four times, All-NFC three times and selected to play in eight Pro Bowls...In 1991, at age 35, became the oldest player in league history to record 1,000 receiving yards in a season and recorded a career-best 220 receiving yards in a game

against the Cincinnati Bengals...In 13 playoff game appearances, caught 41 passes for 759 yards and eight touchdowns, including a seven-reception game in Super Bowl XXVI...In three of those playoff games, recorded 100-yard plus performances...Won NCAA long jump title as a senior at Stanford...Coached Raiders wide receivers in 2008 after serving in same capacity for San Diego.

2004 - BOB BROWN

Raiders tackle, 1971-73; NFL veteran, 1964-73

Inducted into Pro Football Hall of Fame on Aug. 8, 2004...Played 10 pro seasons, his final three with the Raiders...First round draft pick (second overall) in the 1964 Draft by the Philadelphia Eagles...Named first team All-NFL seven times...Earned NFL/NFC Offensive Lineman of the Year honors three times...Elected to six Pro Bowls — three with Eagles, two with Rams and one with Raiders...Named to the NFL's All-Decade Team of the 1960s...All-NFL seven of his 10 seasons with the Philadelphia Eagles (1964-68), L.A. Rams (1969-70) and Oakland Raiders (1971-73)...Two of the three years he did not make the All-NFL team, he was named second team All-NFL...In 1969, after five consecutive all-league seasons with the Eagles, was traded to Los Angeles and that year the Rams offensive line set an NFL record for protecting the passer...Voted college football's Lineman of the Year in 1963 by the Washington, D.C. Touchdown Club...All-America guard at Nebraska, was also drafted in the first round in 1964 by the Denver Broncos of the then-rival American Football League.



2006 - JOHN MADDEN

Raiders Head Coach/Assistant Coach, 1967-78

Inducted into Pro Football Hall of Fame on Aug. 5, 2006...Assistant coach with Allan Hancock College, 1960-61; head coach with Allan Hancock College, 1962-63; assistant coach with San Diego State, 1964-66; assistant coach with The Oakland Raiders, 1967-68; head coach with the Raiders, 1969-78...Regular season record: 103-32-7...Postseason record: 9-7...Overall record: 112-39-7...His .759 winning percentage during regular season ranks highest among coaches with 100 career victories...One of the youngest head coaches in history when Raiders hired him in 1969 at age 32...AFL Coach of the Year, 1969...Under Madden, Oakland never suffered losing record...Led Raiders to Super Bowl XI...Team won 17 straight games between 1976-77 seasons, one short of NFL record at the time...A leading pro football analyst for NBC after also holding the same position for ABC's "Monday Night Football," Fox and CBS...Retired from broadcasting following the 2008 season.

2009 - ROD WOODSON

Raiders safety, 2002-03; NFL veteran 1987-2003

Inducted into Pro Football Hall of Fame on Aug. 8, 2009...Finished career with the Raiders from 2002-03, leading Oakland to the AFC title and appearance in Super Bowl XXXVII...Played in 238 games with 229 starts in 17 seasons with Pittsburgh, San Francisco, Baltimore and Oakland...Had 71 interceptions for an NFL-record 1,483 career return yards...Also collected 2,362 yards on punt returns...Scored 17 career touchdowns...Holds NFL record with 12 interception returns for touchdowns...A six-time first team All-Pro choice (1989, 1990, 1992, 1993, 1994 and 2002)...One of five active players named to the NFL's 75th Anniversary Team in 1994...Named to the NFL All-Decade Team for the 1990s...Named NFL Defensive Player of the Year in 1993...Earned All-Pro honors as a cornerback, kick returner and safety...Selected to play in 11 Pro Bowls...Played in three Super Bowls with three different teams, including Super Bowl XXX with the Steelers, Super Bowl XXXV with the Ravens and Super Bowl XXXVII with the Raiders...An All-American cornerback at Purdue...The 10th overall pick by the Pittsburgh Steelers in the 1987 NFL Draft...Returned to Raiders as an assistant coach in 2011, tutoring defensive backs.





PRO FOOTBALL HALL OF FAME



2010 - JERRY RICE

Raiders wide receiver, 2001-04; NFL veteran, 1985-2004

Inducted into Pro Football Hall of Fame on Aug. 7, 2010...Played 20 NFL seasons, including four with the Oakland Raiders...Retired from professional football holding nearly every NFL career receiving record...Selected to play in 13 Pro Bowls...Named first team All-Pro 10 times...Played with the Raiders from 2001-04, helping lead Oakland to two playoff berths, an AFC title and an appearance in Super Bowl XXXVII...Played in 303 games with 284 starts in 20 seasons with San Francisco, Oakland and Seattle...Owner of 38 NFL career records at the time of his retirement...Set the all-time record for receptions (1,549), receiving yards (22,895), touchdown receptions (197), yards from scrimmage (23,540), all-purpose yards (23,546), combined rushing and receiving touchdowns (207) and total touchdowns (208)...Set single-season NFL records in receiving yards (1,848) and touchdown receptions (22)...Also set NFL marks with at least 50 receptions in

17 seasons, 1,000 receiving yards in 14 seasons, 76 games with at least 100 receiving yards, 13 consecutive games with at least one touchdown reception and 274 consecutive games with a reception...Played on three Super Bowl-winning teams as a member of the San Francisco 49ers...Named MVP of Super Bowl XXIII...Established career Super Bowl records in receptions (33), receiving yards (589), all-purpose yards (604) and touchdown receptions (eight)...Also set single-game Super Bowl records in receptions (11), receiving yards (215) and touchdowns (three, twice)...Played in an NFL-record 29 playoff games with the 49ers, Raiders and Seahawks...Set NFL postseason records in receptions (151), receiving touchdowns (22), receiving yards (2,245), eight games with at least 100 receiving yards and 28 consecutive playoff games with at least one reception...Named AP Offensive Player of the Year in 1987 and 1993...Tabbed for PFWA MVP honors in 1987...The MVP of the 1995 Pro Bowl...Garnered 1985 UPI NFC Rookie of the Year honors...Named to the NFL All-Decade Team for both the 1980s and 1990s...One of five active players to be named to the NFL's 75th Anniversary Team in 1994...An All-American receiver at Mississippi Valley State...The 16th overall pick by the San Francisco 49ers in the 1985 NFL Draft.

2013 - WARREN SAPP

Raiders defensive lineman, 2004-07; NFL veteran, 1995-2007

Inducted into Pro Football Hall of Fame on Aug. 3, 2013...Played 13 NFL seasons, including his final four years with Oakland...Saw action in 198 career games with 188 starts with the Tampa Bay Buccaneers and Raiders...Totaled 96.5 career sacks, the second most by an interior lineman in NFL history...Named All-Pro four times...Selected to seven straight Pro Bowls from 1997-2003...Part of two NFL All-Decade Teams (1990s and 2000s)...Named NFL Defensive Player of the Year in 1999 after posting 12.5 sacks and four forced fumbles...Set a Tampa Bay franchise record with 16.5 sacks in 2000...Played in nine postseason contests with the Buccaneers, including Super Bowl XXXVII vs. Oakland...Played for the Silver and Black from 2004-07...Started all 58 games in which he appeared for Oakland...Totaled 19.5 sacks, one interception, four forced fumbles and three fumble recoveries with the Raiders...Recorded 10 sacks in 2006...Played three years at Miami (Fla.)...Recipient of the 1994 Lombardi Award, presented annually to the nation's top linebacker/lineman...A first-team All-American selection as a junior...Named Big East Conference Defensive Player of the Year...Selected by the Buccaneers as the 12th overall pick in the 1995 NFL Draft.



2014 - RAY GUY

Raiders punter, 1973-86; NFL veteran, 1973-86

Inducted into Pro Football Hall of Fame on Aug. 2, 2014...First pure punter ever elected to the Hall of Fame...Largely revolutionized the position with his booming kicks, introducing the term "hang time" into the modern-day football lexicon and helping pioneer directional punting...Became the first punter selected in the first round of the NFL Draft when the Silver and Black chose him 23rd overall in 1973...Punted 14 seasons for the Raiders...Played in 207 consecutive games, finishing career ranked third on the team's all-time participation list...Punted 1,049 times for 44,493 yards, averaging 42.4 yards per effort...Also placed 209 punts inside the 20-yard line and had only three punts blocked...Averaged more than 40 yards per punt in 13 of 14 seasons...Named as the punter for the NFL's 75th Anniversary Team in 1994 and selected to the NFL's All-Decade Team for the 1970s...Played in seven Pro Bowls (1973-78, 80) and was named first-team All-Pro six times (1973-78)...Also named second-team All-Pro twice (1979-80)...Posted a career-high 45.3-yard punting average on 69 punts as a rookie in 1973...Led the NFL in punting average three times: 1974 (42.2 avg.), 1975 (43.8 avg.) and 1977 (43.3 avg.)...Also finished second in the NFL in punting three times (1973, 78, 81)...Played on three Super Bowl champion Raider teams, helping the Silver and Black win NFL titles in Super Bowls XI, XV and XVIII...Played in 22 postseason games, averaging 42.2 yards on 111 punts...Had a career-long 77-yard punt against Denver in 1977...Finished his pro career with 619 straight punts without a block...An All-American at Southern Mississippi, averaged 44.7 yards on 200 punts...Also played kicker and safety, recording 18 interceptions in three seasons...Namesake for the Ray Guy Award, presented annually by the Greater Augusta Sports Council to the nation's top collegiate punter.




RAIDERS CHRONOLOGY

1959

Aug. 14—In embryonic stages of AFL, first organizational meeting held under leadership of league founder Lamar Hunt; future Oakland franchise originally designated for city of Minneapolis. Aug. 22—American Football League chosen as official name. Nov. 22—First draft meeting held, with first-round choices Gerhard Schwedes (Boston), Richie Lucas (Buffalo), Don Meredith (Dallas), Roger LeClerc (Denver), Billy Cannon (Houston), Monty Stickles (Los Angeles), Dale Hackbart (Minneapolis); George Izo (New York). Nov. 23—Cooperative television plan adopted by AFL. Nov. 30—Joe Foss named league commissioner.

1960

Jan. 26—Lamar Hunt of Dallas Texans named first AFL president. Jan. 27—First 14-game home-and-away schedule adopted. Jan. 30—Oakland group awarded Minneapolis franchise, after Minnesota group reneges on commitment to AFL in order to join NFL as 1961 expansion team. Feb. 9—Eddie Ederlatz appointed as first head coach of Raiders. March 3—Special draft plan adopted to stock Oakland club. June 9—AFL signs five-year contract with ABC for network televising of games. July 30—First preseason game held; Boston defeats Buffalo, 28-7, before 16,000 at Buffalo. Sept. 9—First league game held; Denver defeats Boston, 13-10, before 21,597 at Boston. Sept. 11—Raiders open at home, losing to Houston, 37-22. Dec. 6—AFL establishes Player Benefit Fund.



July 31, 1960, vs. Dallas Texans—First game in Raiders history

1961

Jan. 1—First AFL Championship game held, Houston defeats Los Angeles, 24-16, before 32,183. Jan. 17—E.W. McGah named president of Raiders as partnership reorganized.

1962

Jan. 7—First AFL All-Star Game held, West defeats East, 47-27, before 20,973 at San Diego. June 27—Special draft of veteran players established to assist Oakland and Denver.

1963

Jan. 15—Al Davis named head coach and general manager of Raiders. Feb. 8—Dallas Texans announce move of franchise to Kansas City, becoming the Chiefs. March 28—New York Titans sold to group headed by David (Sonny) Werblin; club becomes the Jets. May 11—AFL allows Oakland and New York to select players from other franchises to provide more competitive balance. Dec. 22—Raiders down Houston, 52-49, to finish one

game out of playoffs with 10-4-0 record, first winning season in club history.

1964

Jan. 17—AFL owners vote to recognize AFL Players' Association, formed just three days earlier. Jan. 29—AFL and NBC sign five-year, \$36-million television contract to begin with 1965 season. June 1—AFL announces establishment of pension and hospitalization plans.

1965

Feb. 1—Construction starts on 54,000-seat Oakland Coliseum; completion date set for Aug. 25, 1966. Aug. 16—AFL awards expansion franchise for 1966 to Miami.

1966

April 8—Al Davis, general manager and head coach of Raiders, named second Commissioner of American Football League, succeeding Joe Foss. John Rauch hired as Raiders head coach. June 8—American Football League and National Football League agree to an alliance that includes common draft and championship game. July 25—Al Davis resigns as league commissioner. Milt Woodard appointed president of the American Football League. Davis rejoins Raiders as managing general partner. Sept. 18—Raiders open 54,000-seat Oakland-Alameda County Coliseum, against Kansas City Chiefs.

1967

Jan. 15—First World Championship Game played, at Los Angeles. NFL champion Green Bay Packers pull away from AFL champion Kansas City in second half to win, 35-10. Jan. 21—AFL All-Star Game held in Oakland. East posts first series win, 30-23. March 14-15—First AFL-NFL common draft held. May 24—Cincinnati awarded AFL expansion franchise. August-September—First preseason games between AFL and NFL held, including Sept. 3 meeting between Raiders and San Francisco 49ers. Dec. 24—Raiders finish season with 13-1 mark, best record in AFL history. Dec. 31—Raiders rout Houston, 40-7, to win AFL Championship.

1968

Jan. 14—In Super Bowl II, Green Bay pulls away from AFL champion Raiders to win, 33-14. Nov. 17—"Heidi" becomes part of sports vocabulary when final minutes of Raiders' 43-32 comeback win over New York are cut off to permit television special to begin on time. Viewers unaware that Raiders score two late touchdowns to win, then voice headline-grabbing displeasure at NBC. Dec. 22—Raiders wallop visiting Kansas City, 41-6, to capture Western Division Playoff. Dec. 29—Raiders fall to New York Jets, 27-23, in AFL Championship at Shea Stadium before 62,627.

1969

Feb. 4—John Madden appointed Raiders head coach to replace John Rauch, who left to go with Buffalo Bills. May 10—Pro football realignment finds Cleveland Browns, Baltimore Colts and Pittsburgh Steelers moving to new American Football Conference as part of 1970 merger. Colts join Boston, Buffalo, Miami and New York in one division. Browns and Steelers join Houston and Cincinnati in another, and Kansas City, Denver, San Diego and Oakland remain in third division. June 1—Veteran AFL player personnel director and administrator Al LoCasale named executive assistant for Raiders. June 26—ABC acquires rights



RAIDERS CHRONOLOGY

to televise NFL regular-season Monday night games. Oct. 19—Raiders quarterback Daryle Lamonica sets pro record with six touchdown passes in first half to direct 50-21 win over Buffalo. Oct. 26—Raiders defeat San Diego, 24-12, to equal AFL record of unbeaten games at 15. Dec. 13—Raiders beat Kansas City, 10-6, in regular-season finale and win record-tying third straight AFL Western Division title. Dec. 21—Raiders win playoff, set club scoring mark in 56-7 win over Houston.

1970

Jan. 4—Raiders bow to Kansas City, 17-7, in AFL Championship before record Coliseum crowd of 54,544. March 16-21—Pro football owners meet in Honolulu. Uniform rules adopted, including discarding of AFL's two-point conversion option in favor of the one-point kick, acceptance of the NFL game ball and use of players' names on the back of team jerseys. Dec. 12—Raiders become first AFC club ever to capture four consecutive Western Division crowns with a 20-6 triumph over Kansas City Chiefs. Dec. 27—Raiders win third straight playoff by defeating AFC Eastern Conference runner-up Miami Dolphins, 21-14, at Coliseum.

1971

Jan. 3—Baltimore Colts defeat Raiders, 27-17, in AFC title game at Baltimore's Memorial Stadium. Sept. 26—Raiders commence nine-week unbeaten string by blanking Chargers, 34-0, in San Diego. Dec. 12—Field goal with 1:34 left provides Chiefs 16-14 victory over visiting Raiders to end Oakland string of four division titles.

1972

March 20-24—Owners move hash marks to 23 yards, 21 inches from sideline, narrowing field-goal angles. Dec. 3—Raiders return to glory by capturing fifth AFC West title in six seasons with 21-19 victory over Chargers in San Diego. Dec. 17—Raiders boast winningest record of 1963-72 10-year period (94-36-10) with 10-3-1 finish. Dec. 23—Controversial pass deflection on fourth down in final 22 seconds provides Pittsburgh with 13-7 playoff decision over Raiders, who had taken 7-6 lead with 1:13 left to play.


1973

Sept. 23—Largest Bay Area crowd to attend a pro game (74,121) fills California Memorial Stadium as Raiders stun Super Bowl champion Miami, 12-7, on four George Blanda field goals. Dolphins win streak stopped at 18. Dec. 16—Raiders down Denver Broncos, 21-17, to capture third consecutive AFC West title and sixth in seven seasons. Dec. 22—Oakland returns to AFC Championship with 33-14 playoff triumph against Pittsburgh. Dec. 30—Miami wins third consecutive AFC title, topping Raiders, 27-10.

1974

April 25—Rule changes, culminating three years of study, are announced at NFL owners meeting in New York. Preseason and regular-season games tied after regulation time will be allotted a single 15-minute or sudden-death overtime. Goal posts moved to end line, kickoffs moved to 35-yard line, missed field goals are returned to line of scrimmage or 20-yard line, whichever is farther from goal line; and members of team kicking from scrimmage (punt or field goal) cannot cross line of scrimmage until ball is kicked. Offensive-holding penalty, illegal use of hands, and tripping infractions occurring in area of line

of scrimmage and 3 yards beyond are reduced from 15 to 10 yards. Wide receivers blocking back toward the ball 3 yards from line of scrimmage cannot block below the waist. Sept. 22—Raiders begin nine-game winning streak with 27-7 victory over rival Kansas City. Nov. 18—Oakland captures seventh AFC West title after only 10 regular-season games as Kansas City topples Denver in Monday night clash, following Raiders' 17-10 Sunday victory over San Diego. Dec. 14—Raiders complete 1974 campaign with 27-23 victory over Dallas, register best record in NFL (12-2). Dec. 21—Miami's fourth consecutive Super Bowl bid is ended as Raiders defeat world champions, 28-26, at Coliseum in AFC playoffs. Dec. 29—Pittsburgh defeats Oakland, 24-13, and advances to Super Bowl.



Dec. 21, 1974, vs. Miami Dolphins — the "Sea of Hands" game

1975

Feb. 7—Long Island Athletic Club selects Al Davis as NFL Executive of the Year. March 17—Pro football owners meet in Honolulu. Rule changes include: Penalties for having illegal player downfield and offensive-pass interference are reduced from 15 to 10 yards. Sept. 3—Jim Otto, last original Raider, retires after 15 years as Raiders starting center. Sept. 22—Raiders snap Miami's 31-game Orange Bowl winning streak with 31-21 Monday night victory. Nov. 3—Raiders become pro football's all-time winningest team since 1960 with victory over New Orleans to up team's all-time record to 129-77-11 (.626). Nov. 23—Raiders go into overtime for first time in history, defeating Washington Redskins, 26-23, at 7:13 of extra period. Nov. 30—Raiders clinch eighth AFC West title in past nine seasons with 37-34 overtime victory over Atlanta. Dec. 21—George Blanda's second of four extra-point kicks against Kansas City makes the 26-year veteran first player in pro football history to score 2,000 points. Dec. 28—Raiders advance to AFC title game with 31-28 win over Cincinnati at home.

1976

Jan. 4—Raiders bow 16-10 at Pittsburgh in AFC Championship. March 15—Pro football owners meet in Coronado, Calif. Rule changes adopted include: Official coin toss moved to three minutes before kickoff, and two 30-second time clocks will be placed in each end zone so fans can see how long offense has to put ball in play. March 30—Tampa Bay Buccaneers and Seattle Seahawks complete their selection of veteran players in NFL expansion draft. Raiders lose Bob Moore, Harold Hart and Louis Carter.



RAIDERS CHRONOLOGY

1977

Jan. 9—Raiders defeat Minnesota Vikings, 32-14, in Super Bowl XI at Rose Bowl in Pasadena before record crowd of 103,424, plus a world-wide television audience of over 130 million. Jan. 10—Over 20,000 fans turn out at the Coliseum to greet world champions on their return to Oakland. Jan. 29—Raiders Head Coach John Madden named the Washington Touchdown Club's Coach of the Year. March 5—Al Davis, Raiders managing general partner, named NFL Executive of the Year. March 29—At NFL meetings in Phoenix, owners adopt schedule beginning in 1978: with four preseason contests and 16 regular-season games; Seattle assigned to AFC West. June 8—Raiders players and staff receive world championship rings. Oct. 9—Raiders down Cleveland, 26-10, to win 17th consecutive game, a streak topped only seven times in NFL history. Dec. 11—Raiders clinch 10th playoff appearance in 11 years with 35-13 win over Minnesota in Coliseum. Dec. 18—Raiders beat Kansas City, 21-20, to become first NFL team to win 150 league games since 1960. Dec. 24—Raiders defeat Colts at Baltimore, 37-31, in second overtime period to win AFC playoff and advance to conference championship. At 75 minutes and 43 seconds, game is longest in Raiders history.

1978

Jan. 1—Raiders lose, 20-17, at Denver in AFC Championship. March 13—NFL owners meet in Palm Springs. Rule changes include: Liberalized pass-protection blocking, elimination of defenders bumping eligible pass receivers more than 5 yards downfield, and addition of seventh game official. June 7—NFL owners vote to increase active rosters to 45 players. Oct. 1—Raiders record in overtime games goes to 4-0 with 25-19 fifth-quarter win over Bears in Chicago. Nov. 5—John Madden becomes 13th coach in NFL history with 100 victories as Oakland wins in Kansas City, 20-10. Dec. 17—Raiders beat Minnesota Vikings in Coliseum, 27-20, to wrap up 14th consecutive winning season.

1979

Jan. 4—John Madden retires from football coaching after 12 years with Raiders (two as linebackers coach and 10 as head coach). Feb. 8—Tom Flores named as head coach of Raiders by managing general partner Al Davis. March 12—NFL owners meet in Honolulu. Rule changes include eliminating blocking below the waist on punt and kickoff returns, and officials instructed to blow the play dead as soon as the quarterback is in the grasp of any tackler. Active roster for 1979 will be 45 players. May 11—RB Pete Banaszak retires after 13 seasons with Raiders. July 1—CB Willie Brown retires after 12 seasons with Raiders and 16 seasons in the league. July 9—Raiders close season-ticket sales at an all-time high of 51,825. July 28—Raiders play in Pro Football Hall of Fame Game for first time, defeating Dallas, 20-13. Sept. 2—New Head Coach Tom Flores gets first league win as Raiders down Rams, 24-17, at L.A. Coliseum. Oct. 14—Raiders score 50 points for fifth time in team history, defeating Atlanta, 50-19. Dec. 3—Raiders run Monday night record to 13-1-1 with great comeback win against Saints in New Orleans, 42-35. Dec. 9—Win over Cleveland, 19-14, earns Raiders 15th straight winning season, tying all-time NFL record set 35 years earlier by Chicago Bears. Dec. 16—Raiders complete 1979 season having scored in 198 consecutive games.

1980

April 29—Raiders select BYU quarterback Marc Wilson, nation's leading passer, in first round of college player draft. Aug. 2—Original Raider Jim Otto, starting center for 210 consecutive league games from 1960 through 1974, inducted into Pro Football Hall of Fame in Canton, Ohio. Sept. 7—Raiders open 21st season with 27-14 win over Chiefs in Kansas City. Dec. 1—Raiders become first team in NFL history to earn 16 consecutive winning seasons. The 9-3 win over Denver runs Monday Night Football record to 16-1-1, best in NFL. Dec. 21—With 33-17 victory over N.Y. Giants, Raiders conclude league season with 11-5 record, tied for first place in AFC West, and enter the playoffs for 11th time since 1967. Raiders now have scored in 214 consecutive league games. Dec. 28—Raiders defeat Houston, 27-7, in AFC Wild Card playoff.

1981

Jan. 4—Mike Davis Intercepts Brian Sipe on "Red Right 88" to defeat Cleveland, 14-12, in AFC playoff, in sub-zero weather. Jan. 11—Raiders win AFC Championship against Chargers in San Diego, 34-27. Jan. 25—Raiders win second world championship in five years by downing Philadelphia Eagles, 27-10, in Super Bowl XV at the Superdome in New Orleans before a crowd of 75,500, plus a world-wide television audience of over 125 million. March 15—NFL owners meet in Hawaii. Rule changes include prohibition against use of adhesive or slippery substances on the body, equipment or uniform of any player. April 28—With two first-round draft choices for first time in club history, Raiders select Texas Tech defensive back Ted Watts and University of Washington offensive tackle Curt Marsh. Aug. 1—Raider QB/K George Blanda, leading scorer in both NFL and Raiders history, inducted into Pro Football Hall of Fame in Canton, Ohio. Aug. 2—Raiders players and staff receive world championship rings in ceremony at Kaiser Center. Sept. 20—Raiders score in 217th consecutive game, downing Seattle, 20-10. Dec. 7—Raiders down Pittsburgh, 30-27, to run Monday Night Football record to 18-1-1.



APR. 29, 1981—L.A. Raiders select USC QB Marcus Allen, 1981 Heisman Trophy winner, in first round of draft. May 7—U.S. Federal District Court Jury unanimously finds for Raiders and against NFL on both the antitrust count and bad faith charges, setting up court order to prevent Raiders from being illegally stopped from moving to Los Angeles. Aug. 29—Los Angeles Raiders play

Jan. 25, 1981, vs. Philadelphia Eagles — Super Bowl XV


1982

April 27—Raiders select USC RB Marcus Allen, 1981 Heisman Trophy winner, in first round of draft. May 7—U.S. Federal District Court Jury unanimously finds for Raiders and against NFL on both the antitrust count and bad faith charges, setting up court order to prevent Raiders from being illegally stopped from moving to Los Angeles. Aug. 29—Los Angeles Raiders play



RAIDERS CHRONOLOGY

first home preseason game in L.A. Coliseum, downing Green Bay Packers, 24-3. Sept. 12—Raiders open 23rd season with 23-17 win over defending Super Bowl champion 49ers in San Francisco. Nov. 22—After 57-day strike by NFL players, season resumes and Los Angeles Raiders finally play first home league game, overcoming 24-point deficit to defeat San Diego Chargers, 28-24. Dec. 12—Raiders down Chiefs in final seconds in Kansas City, 21-16, to clinch 17th winning season in last 18 years and earn 200th league win in club's history. Dec. 18—Raiders record first million-dollar home league game gate in NFL history while downing Rams, 37-31.




Aug. 29, 1982 vs. Green Bay Packers - First home game in LA

1983

Jan. 2—In game added to original schedule as part of strike settlement, Raiders beat Chargers in San Diego, 41-34, to finish shortened 1982 season with league-best 8-1-0 record. Raiders win 10th division championship since 1967 and enter playoffs for 12th time. Jan. 8—Raiders triumph, 27-10, over Cleveland Browns in L.A. Coliseum in first round of playoffs and record 16th postseason win since 1967. Jan. 15—Record playoff gate established as 90,688 tickets issued for Raiders L.A. Coliseum playoff game against Jets, won by New York, 17-14; sales include only 651 no-shows as home crowd of 90,037 is top non-Super Bowl attendance in recent years of NFL play. April 13—Federal District Court jury awards Los Angeles Raiders almost \$35 million in compensatory damages from NFL for anti-trust and bad-faith violations. Los Angeles Memorial Coliseum awarded nearly \$15 million in damages in same decision. May 5—Raiders hold first workouts at new Los Angeles-area facility in El Segundo during offseason rookie camp. July 15—Raiders open 1983 training camp at El Rancho Motel complex in Santa Rosa. July 22—California State Superior Court upholds Raiders' move to Los Angeles by ruling against City of Oakland and for the Raiders in Eminent Domain case heard in Monterey County. Court rules City does not have right to acquire Raiders through condemnation. Aug. 6—Raiders begin 24th season of play in preseason opener against San Francisco in L.A. Coliseum. Sept. 4—Raiders open 24th season with 20-10 victory over Bengals in Cincinnati. Sept. 17—E.W. McGah, courageous Raiders general partner and only remaining original partner, who added stability and credibility to the franchise for three decades, dies at age 84. Sept. 19—With 27-14 win over Miami in L.A. Coliseum, Raiders raise Monday Night Football record to an incredible 20-2-1. Nov. 13—Raiders down Bills in final seconds in Buffalo, 27-24, to clinch 18th winning season in 19 years.

1984

Jan. 1—Raiders triumph, 38-10, over Pittsburgh Steelers in AFC playoff game before AFC postseason-record crowd (92,434 tickets issued). Jan. 8—Raiders down Seattle Seahawks, 30-14, before largest championship-game crowd in AFC history (92,335 tickets issued) to win 11th conference championship. Jan. 22—Raiders win world championship for third time in eight years by defeating Washington Redskins, 38-9, in Super Bowl XVIII at Tampa Stadium before crowd of 72,290 and world-wide radio and television audience of over 125 million. Jan. 24—World champion Raiders presented with key to City of Los Angeles in ceremony on steps of City Hall before record crowd for sports celebration. Feb. 28—Federal Court of Appeals upholds unanimous jury verdict for Raiders reached earlier in Federal District Court on both the anti-trust count and the bad-faith charges. May 26—Raiders players and staff receive world-championship rings in ceremony at Beverly Hilton Hotel. July 16—California State Superior Court again upholds Raiders move to Los Angeles by ruling against City of Oakland and for the Raiders in Eminent Domain case. July 28—Former cornerback Willie Brown becomes third Raider player inducted into Pro Football Hall of Fame in Canton, Ohio. Sept. 2—Raiders open 25th anniversary season with 24-14 win over Oilers in Houston. Sept. 16—Raiders down Chiefs in Kansas City, 22-20, to earn Tom Flores his 50th league win since becoming head coach in 1979. Oct. 28—92,469 tickets issued for game against Denver in L.A. Coliseum sets all-time Raider record. Nov. 5—United States Supreme Court upholds Raider victory in antitrust case against the NFL by refusing to alter previous favorable decisions for the Raiders made by United States Federal Court of Appeals panel and United States Federal District Court jury. Nov. 25—Raiders down Indianapolis Colts, 21-7, in L.A. Coliseum to clinch 19th winning season in last 20 years. Dec. 9—Raiders assured of postseason playoff berth for 14th time in last 18 years. Dec. 10—With 24-3 win over Detroit in Pontiac Silverdome, Raiders raise Monday Night Football record to an unparalleled 22-3-1. Dec. 22—Raiders lose, 13-7, at Seattle in AFC Wild Card game.



Jan. 22, 1984, vs. Washington Redskins - Super Bowl XVIII

1985

Jan. 27—Eight Raiders play with victorious AFC all-stars, who down NFC, 22-14, in Pro Bowl in Honolulu. April 9—Raiders enter into agreement to hold preseason training camps in Oxnard. July 18—Raiders open first Southern California preseason training camp in Oxnard. Aug. 3—Raiders host first Family Day in Southern California before club record 12,000 fans at Oxnard



RAIDERS CHRONOLOGY

High. Sept. 3—Largest crowd in Los Angeles Chamber of Commerce sports banquet history turns out to honor Raiders prior to opening of season. Sept. 8—Raiders open 26th season, at home with 31-0 shutout of N.Y. Jets. Sept. 22—92,487 tickets issued for home game against San Francisco, setting NFL league game gate record. Nov. 15—California State Court of Appeals rules in favor of Raiders in Eminent Domain case initiated by City of Oakland. Court determines that Oakland's "proposed exercise of eminent domain power would violate the commerce clause of the U.S. Constitution." Dec. 1—Raiders defeat Falcons, 34-24, in Atlanta to clinch 20th winning season in 21 years. Dec. 15—Raiders earn playoff berth for 15th time in 19 years and fourth time in their four seasons in Los Angeles, by downing Seattle, 13-3, in L.A. Coliseum. Win assures Raiders of 13th AFC West championship. Dec. 23—With 16-6 win over Rams in Anaheim, Raiders raise league's best Monday night record to 24-3-1. Victory gives Tom Flores his 70th win in seven years as Raiders head coach.

1986

Jan. 5—Raiders lose to New England, 27-20, in AFC playoff. Feb. 27—California State Supreme Court again upholds Raiders' move to Los Angeles by refusing to alter previous favorable decision in State Court of Appeals for the Raiders and against City of Oakland in Eminent Domain case. June 11—George Anderson, Raiders head trainer since 1960, inducted into National Athletic Trainers' Association Hall of Fame. June 30—U.S. Supreme Court upholds Raiders move to Los Angeles by refusing to alter prior series of favorable decisions in California state courts for Raiders and against City of Oakland in Eminent Domain case. Oct. 12—Raiders defeat Seattle, 14-10, to record 200th league victory against an AFC team. Nov. 2—Raiders set club single-game record with 92,496 tickets issued for home game against Denver. Nov. 16—Raiders down Cleveland, 27-14, to win 50th league game since relocation to Los Angeles in 1982.

1987

Jan. 24—Former offensive guard Gene Upshaw becomes fourth Raider voted into Pro Football Hall of Fame. July 22—Raiders open new training camp headquarters at Radisson Hotel in Oxnard. Aug. 8—Upshaw inducted into Pro Football Hall of Fame in ceremony at Canton, Ohio, with presentation speech made by Al Davis. Sept. 13—Raiders open 28th league season with 20-0 shutout victory against Packers in Green Bay. Nov. 30—Raiders become first NFL team to win 250 league games since 1960 by defeating Seattle, 37-14. Win raises Raiders' Monday Night Football record to league-best 25-5-1. Dec. 27—Ticket count of 86,011 for Raiders home game against Chicago is tops in NFL for 1987.

1988

Jan. 20—Tom Flores retires as Raiders head football coach after nine years, 91 wins and two world championships. Jan. 30—Former wide receiver Fred Biletnikoff becomes fifth Raider voted into Pro Football Hall of Fame. Feb. 29—Mike Shanahan named as head coach of Raiders. April 24—Raiders have three first-round draft choices for first time in club history, select Notre Dame WR Tim Brown, Tennessee CB Terry McDaniel and Illinois DE Scott Davis. July 30—Biletnikoff inducted into Pro Football Hall of Fame in ceremony at Canton, Ohio with presentation speech made by Al Davis. Sept. 26—Raiders defeat Broncos in overtime, 30-27, in Denver to run Monday Night Football record to 26-5-1. Nov. 16—Raiders agree to settlement offer for damages from City of Oakland to complete victory in Eminent

Domain case that began in 1980. Dec. 18—Final-game loss to Seahawks in L.A. Coliseum prevents Raiders from winning AFC West title and being in playoffs.

1989

Jan. 21—Former 15-year offensive tackle Art Shell becomes sixth Raider voted into Pro Football Hall of Fame. March 4—Raiders agree to settlement offer for damages from National Football League to complete Federal Anti-Trust case won by Raiders over right to relocate. April 23—Raiders use second-round choice obtained in draft-day trade with Dallas Cowboys to select Penn State G Steve Wisniewski as top pick in 1989 draft. Aug. 5—Shell inducted into Pro Football Hall of Fame in ceremony in Canton, Ohio, with presentation speech made by Al Davis. Oct. 3—Shell named as head coach of Raiders, replacing Mike Shanahan, released the previous day. Oct. 9—Shell records first win as head coach with 14-7 victory over N.Y. Jets in Giants Stadium, to run Monday Night Football record to 27-6-1. Dec. 3—Raiders defeat Denver Broncos, 16-13, in overtime before 90,016, largest ticket count in NFL in 1989.

1990

Jan. 27—Ted Hendricks, who wore the Silver and Black from 1975-83, becomes seventh Raider voted into Pro Football Hall of Fame. Aug. 4—Hendricks inducted into Pro Football Hall of Fame in ceremony in Canton, Ohio, with presentation speech made by Al Davis. Aug. 5—Raiders play New Orleans Saints in historic Wembley Stadium in London, first Raiders game ever in another country. Sept. 9—Raiders open 31st season and ninth in Los Angeles with 14-9 win over Denver Broncos in L.A. Coliseum. Dec. 10—Win over Detroit, 38-31, in Pontiac Silverdome earns Raiders their 275th league game victory, most by any NFL team since 1960. Dec. 30—Win over San Diego Chargers, 17-12, in L.A. Coliseum earns Raiders their 14th AFC West title and 16th season in playoffs.

1991

Jan. 13—Raiders defeat Cincinnati Bengals, 20-10, to record 20th postseason victory. Coliseum ticket count of 92,488 is largest in NFL for the 1990 season. May 24—Raider Owner Al Davis presented first NFL Players Association Award of Excellence "for his contributions to the men who played the game." Aug. 4—Raiders pay first visit to Japan to play preseason game against Miami Dolphins. Sept. 29—Raiders defeat San Francisco, 12-6, before 92,488 at Los Angeles Memorial Coliseum, the top NFL ticket count in 1991.

1992

Jan. 25—Al Davis voted into Pro Football Hall of Fame. Feb. 2—Eight Raider players, as many as any other NFL team, play in Pro Bowl in Honolulu. April 26—Raiders select Clemson defensive lineman Chester McGlockton in first round of draft. Aug. 1—Al Davis inducted into Pro Football Hall of Fame in ceremony in Canton, Ohio, with presentation speech made by former Raiders head coach and TV analyst John Madden. Aug. 8—Los Angeles Raiders begin second decade of play since relocating from Oakland, with preseason game against the 49ers in San Francisco.

1993

Feb. 7—Raider CB Terry McDaniel, who along with defensive lineman Howie Long represented the Raiders, scoops up fumble and returns it 27 yards for touchdown to lead AFC over NFC in Pro Bowl in Honolulu. Feb. 17—Renovation begins on L.A. Col-



RAIDERS CHRONOLOGY


iseum to provide more "intimate" facility for Raiders and their fans. Stadium capacity will be reduced from NFL-high 92,488 to 67,800. Sept. 5—Raiders play first game in renovated Coliseum, beating Minnesota Vikings, 24-7, in 1993 NFL league season opener.

1994

Jan. 2—In front of sellout crowd of 67,800 at the L.A. Coliseum, Raiders overcome 17-point fourth-quarter deficit to beat Denver, 33-30, in overtime to qualify for playoffs for 18th time. Jan. 9—The Raiders, in front of another sellout at the L.A. Coliseum, beat Denver for the third time during the 1993 season, in the AFC Wild Card playoff, 42-24. Jan. 15—The Raiders, playing in sub-zero temperatures in Buffalo, narrowly lose to the Bills, 29-23, falling one win short of the AFC Championship game. July 31—The Silver and Black travel overseas for their third American Bowl in five years to play in Barcelona, Spain, against Denver. The game is played in Montjuic Stadium, site of the opening and closing ceremonies of the 1992 Summer Olympics.

1995

Feb. 2—Mike White becomes 10th head coach in 35-year history of the Raiders, replacing Art Shell. April 22—The Raiders select University of Washington running back Napoleon Kaufman in the first round of the 1995 draft. June 23—Letter of intent is signed between the Raiders and the Oakland Coliseum. Aug. 7—Agreement is signed during ceremony held in locker room at Oakland-Alameda County Coliseum. Coliseum representatives declare a sold-out stadium for 1995 and board president George Vukasin states that the Raiders will enjoy "sellouts" for decades to come. Aug. 12—Raiders play first home preseason game after relocating to Oakland, against St. Louis Rams at Oakland-Alameda County Coliseum. Sept. 3—Raiders kick off their 23rd league season in Oakland with a 1995 home opener against defending AFC champion San Diego Chargers.



Sept. 3, 1995, vs. San Diego Chargers—First game back in Oakland

1996

March 27—Raiders announce plans to hold summer training camp in Napa, Calif., with team being housed at the Napa Marriott and practices held on the grounds of the adjacent Redwood Middle School. June 17—Raiders move into Alameda facility, just one mile from team's old training facility on Doolittle Drive. "This is the final step in a tremendous process of relocating the organization," states Al Davis. "This state-of-the-art facility will provide the Raiders organization a positive, winning envi-

ronment. When completed, this facility will be the finest in all of professional sports and will provide a solid base for years to come, as the true greatness of the Raiders is in its future." July 12—Raiders open training camp in Napa. July 27—Raiders open 1996 preseason vs. Cowboys in Dallas. Sept. 1—Raiders open their 37th league season with inaugural league contest in Baltimore vs. Ravens. Sept. 15—Raiders open 1996 home league schedule against Jacksonville in newly renovated Oakland-Alameda County Coliseum.

1997

Jan. 25—Former defensive back Mike Haynes becomes ninth Raider voted into Pro Football Hall of Fame. Jan. 30—Raiders name Joe Bugel, whose coaching career has spanned four decades, as head coach. Bugel, 56, becomes 11th head coach in organization's 37 years of professional football competition. May 8—The Silver and Black and Susquehanna Radio Corp. announced that Raider games will be carried on "The Ticket," 1050 AM, the Bay Area's newest all-sports radio station. July 26—Haynes inducted into Pro Football Hall of Fame in ceremony in Canton, Ohio. Aug. 31—Silver and Black open 38th league season and 25th year as Raiders with inaugural league contest vs. Tennessee Oilers in Memphis. Dec. 21—Tim Brown passes Pro Football Hall of Famer Fred Biletnikoff for top spot on the Raiders' all-time receiving list after catching 20-yard pass from Jeff George in first quarter of Raiders-Jacksonville contest. Biletnikoff, the Raiders' receivers coach, had 589 career catches. Brown also sets a Raiders record for receptions in a single game against Jacksonville with 14, breaking his own record of 12.

1998

Jan. 22—Jon Gruden named as head coach of Raiders. Gruden, 34, becomes the youngest head coach in the NFL and third-youngest in the history of the Silver and Black. Raiders Owner Al Davis was 33 when he was named head coach and general manager in 1963 while John Madden was 32 when he was promoted to head coach in 1969. April 19—Raiders select Michigan defensive back Charles Woodson with fourth overall pick in 1998 draft. Woodson is first primarily defensive player to ever win the Heisman.

1999

Aug. 7—Former Raiders running back Eric Dickerson is inducted into Pro Football Hall of Fame in ceremony in Canton, Ohio. Sept. 12—Raiders open 40th regular season in Green Bay vs. Packers.

2000

Feb. 6—Three Raiders players, QB Rich Gannon, DT Darrell Russell and CB Charles Woodson, play in Pro Bowl in Honolulu. Another Raider, Tim Brown, is voted to his eighth Pro Bowl (which ties a Raiders record) but does not play. April 15—Raiders select Florida State K Sebastian Janikowski in first round of the NFL Draft. July 29—Former Raider greets Howie Long and Ronnie Lott inducted into Pro Football Hall of Fame in Canton, Ohio, ceremony.

2001

Jan. 6—Raiders, following a bye, defeat Miami Dolphins 27-0 in Divisional Playoff game at Coliseum. Jan. 14—Raiders host AFC Championship vs. Baltimore Ravens. Feb. 4—Four Raider players, QB Rich Gannon, CB Charles Woodson, and offensive linemen Lincoln Kennedy and Steve Wisniewski, play for victorious AFC in Pro Bowl at Honolulu, coached by Jon Gruden and his



RAIDERS CHRONOLOGY

Raiders assistants. Gannon is also named the game's MVP. Aug. 27—Raiders face Cowboys in Monday Night American Bowl pre-season contest in Mexico City.

2002

Jan. 12—Raiders, AFC West Champs for second straight year, defeat N.Y. Jets, 38-24, in Wild Card playoff game at Coliseum. Jan. 19—Raiders lose controversial Divisional playoff in snow at New England, 16-13, in overtime. Feb. 9—Five Raiders players, WR Tim Brown, QB Rich Gannon, CB Charles Woodson, OT Lincoln Kennedy and P Shane Lechler, play for victorious AFC in Pro Bowl at Honolulu. Gannon is named the game's MVP for the second straight year. March 12—Offensive Coordinator Bill Callahan is named as the 13th head coach in Raiders history. Aug. 3—Raiders legend Dave Casper is inducted into Pro Football Hall of Fame in ceremony at Canton, Ohio. Sept. 15—Rich Gannon sets an NFL record for most completions in non-overtime game with 43 during 30-17 win at Pittsburgh. Sept. 29—With 151 yards during 52-25 win over Tennessee, Jerry Rice becomes the NFL's all-time leader in yards from scrimmage. In same game, Rod Woodson returns interception 82 yards for score to become NFL leader for most career interception return yards. Nov. 11—Rich Gannon sets NFL record for consecutive completions with 21 during 34-10 win at Denver. Nov. 17—Tim Brown breaks Gene Upshaw's Raiders record for most games played in Silver and Black (217). Nov. 24—Raiders reach 400-win mark in regular and postseason contests with 41-20 win over Arizona. Dec. 2—Tim Brown joins Raiders teammate Jerry Rice and Cris Carter as only the third player in NFL history to catch 1,000 passes, during 26-20 win over N.Y. Jets. Dec. 22—Raiders clinch third straight AFC West title with 28-16 win over Denver. After connecting on 18 passes in that game, soon-to-be league MVP Rich Gannon sets NFL single-season completions record (404).

2003

Jan. 19—Raiders record 25th postseason victory (most of any AFC team) in 41-24 win over Tennessee for AFC championship before second-largest crowd (62,544) in Oakland postseason history. Jan. 26—Raiders become only team in pro football history to play in Super Bowls in four different decades with appearance in Super Bowl XXXVII in San Diego. Feb. 2—Four Raiders, QB Rich Gannon, OT Lincoln Kennedy, WR Jerry Rice and S Rod Woodson, play in Pro Bowl in Honolulu. April 19—Raiders select defensive back Nnamdi Asomugha and defensive lineman Tyler Brayton in the first round of the 2003 NFL Draft.

2004

Jan. 26—The Raiders name Norv Turner head coach. Jan. 31—Bob Brown selected for induction into Pro Football Hall of Fame. May 7—The Raiders accept an offer to have 2004 games broadcast on KSFQ 560 AM, the Bay Area's Talk Leader. KSFQ, the popular Bay Area talk radio station, will serve as the anchor for the multi-state, multi-station Raiders Radio Network. Raider broadcasts will include extensive pre- and postgame shows as well as Raider-specific programming during the week. Aug. 7—Bob Brown becomes 15th Raider to be inducted into Pro Football Hall of Fame.

2005

Feb. 12—Defensive end Derrick Burgess, among the top free agent acquisitions in the NFL, represents the Raiders in the Pro Bowl, after leading NFL in sacks with a team-record 16. Sept. 8—Raiders begin 46th season with regular-season opener vs. Patriots in New England in Thursday night NFL inaugural contest for 2005.

2006

Feb. 10—Pro Football Hall of Famer Art Shell returns for his second stint as Raiders head coach. April 29—Raiders select Texas defensive back Michael Huff in first round of the 2006 NFL Draft. Aug. 5—John Madden, former Raiders head coach and leading pro football television analyst, inducted into Pro Football Hall of Fame with presentation speech made by Al Davis. Aug. 6—Raiders open preseason play in Hall of Fame Game vs. Philadelphia in Canton, Ohio.

2007

Jan. 23—Lane Kiffin introduced as new Raiders head coach. Dec. 2—Raiders record 400th all-time regular season victory with 34-20 win over Denver Broncos at Coliseum.

2008

April 26—Raiders select Arkansas running back Darren McFadden in first round of 2008 NFL Draft. Sept. 30—Tom Cable introduced as Raiders interim head coach. Oct. 19—Sebastian Janikowski sets franchise and NFL overtime record by kicking 57-yard field goal to beat the New York Jets, 16-13. Nov. 9—Janikowski becomes Raiders all-time scoring leader, surpassing Pro Football Hall of Famer George Blanda's franchise mark of 863 career points.

2009

Feb. 4—Raiders name Tom Cable head coach. April 26—Raiders select Maryland wide receiver Darrius Heyward-Bey in first round of 2009 NFL Draft. July 29—Raiders open training camp in Napa. Aug. 8—Former Raiders S Rod Woodson inducted into Pro Football Hall of Fame. Sept. 14—Raiders begin 50th season of pro football competition with regular-season opener on Monday night vs. San Diego Chargers at Oakland-Alameda County Coliseum. Dec. 27—Sebastian Janikowski sets a Raiders record with 61-yard field goal at Cleveland, marking the third-longest field goal in NFL history.

2010


Jan. 3—Sebastian Janikowski reaches 1,000 career points with 39-yard field goal against Baltimore Ravens. March 31—Raiders announce multi-year agreement with San Francisco's Live 105 (105.3 KITS-FM) and KFRC-AM 1550 to broadcast all preseason, regular-season and postseason games. April 22—Raiders select Alabama linebacker Rolando McClain in first round of 2010 NFL Draft. Aug. 7—Former Raiders WR Jerry Rice inducted into Pro Football Hall of Fame. Oct. 24—Raiders set franchise record by scoring 59 points in win at Denver. Dec. 26—Rookie Jacoby Ford sets Raiders season and career record with his third kickoff return for a touchdown in 2010. Janikowski sets franchise single-season scoring record, surpassing mark of 132 set by Jeff Jaeger in 1993.



RAIDERS CHRONOLOGY

2011

Jan. 2—Raiders conclude sweep of AFC West opponents with 31-10 victory at Kansas City. Jan. 18—Hue Jackson named head coach of Raiders. Sept. 12—Raiders begin 52nd season of pro football competition on Monday Night Football at Denver, K Sebastian Janikowski ties NFL record and breaks own franchise mark by kicking 63-yard field goal. Oct. 8—Raiders Owner Al Davis, a pro football pioneer, trailblazer, maverick and giant, passes away at age 82 after leading the franchise for half a century. Oct. 9—Raiders defeat Houston Texans, 25-20, in first game without the franchise's leader. Oct. 18—Days after QB Jason Campbell breaks collar bone, team acquires QB Carson Palmer from Cincinnati for two draft choices. Nov. 27—Janikowski sets Raiders record and ties NFL mark with six field goals in victory over Chicago, while P Shane Lechler snaps a franchise mark with an 80-yard punt.



Oct. 16, 2011, vs. Cleveland Browns — Al Davis Memorial Game

2012

Jan. 10—New Owner Mark Davis names as new Raiders general manager Reggie McKenzie, first individual hired by franchise for that position since Al Davis in 1963. A former Raiders player, McKenzie served in a player personnel capacity with the Green Bay Packers for 18 years. Jan. 29—LS Jon Condo, K Sebastian Janikowski, P Shane Lechler and DT Richard Seymour represent Raiders at the Pro Bowl. Jan. 30—Broncos defensive coordinator Dennis Allen introduced as Raiders head coach; Allen is NFL's youngest head coach.

2013

Jan. 27—FB Marcel Reece represents the Raiders at the Pro Bowl in Honolulu...April 25—Raiders announce multi-year agreement with KGMZ 95.7 The Game to broadcast all preseason, regular-season and postseason games...April 25—Raiders select CB DJ Hayden from the University of Houston with the 12th overall pick in the NFL Draft...Oct. 6—S Charles Woodson recovers a San Diego fumble and returns it 25 yards for a score, matching an NFL record with his 13th career defensive touchdown...Oct. 27—QB Terrelle Pryor sets a franchise record with a 93-yard touchdown run against Pittsburgh, marking the longest touchdown run by a quarterback in NFL history.

2014

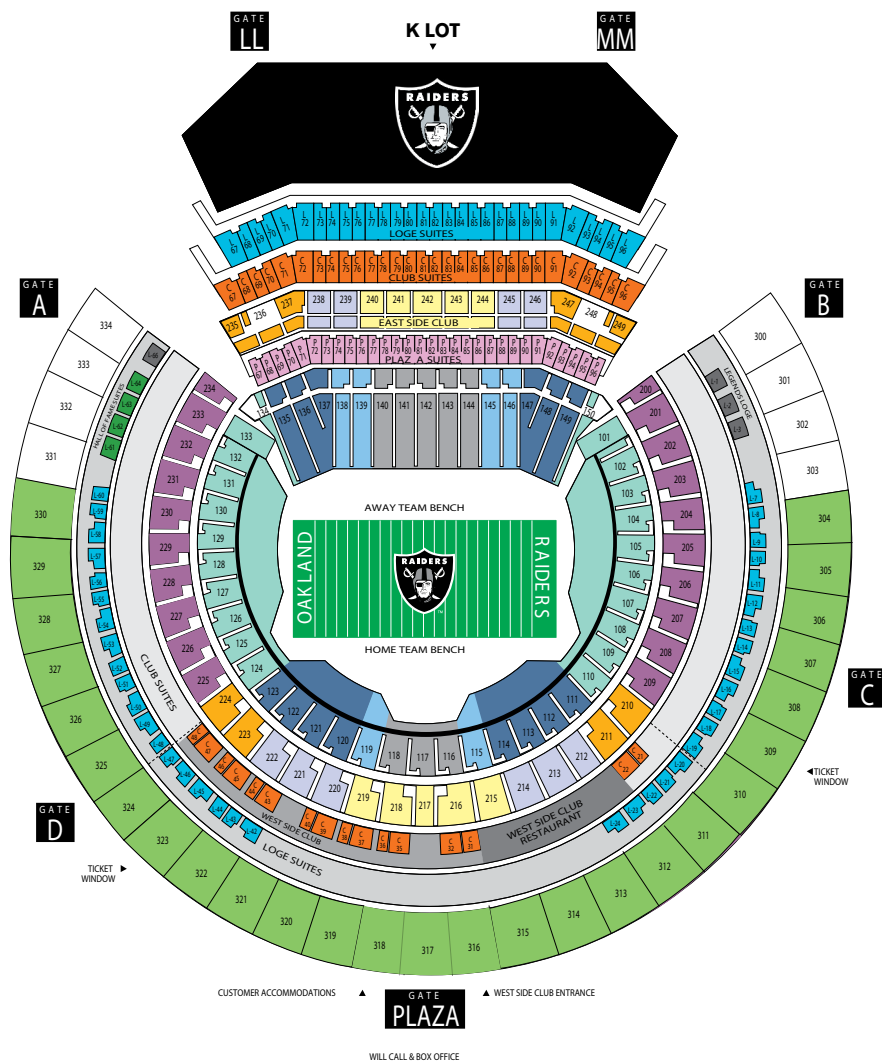
Jan. 26—FB Marcel Reece participates as a member of Team Sanders at the Pro Bowl in Honolulu...May 8—Raiders select LB Khalil Mack from the University of Buffalo with the fifth overall pick in the NFL Draft...Aug. 2—Ray Guy inducted into Pro Football Hall of Fame, becoming first pure punter enshrined...Sept. 28—Raiders play Miami Dolphins at London's Wembley Stadium, marking franchise's first regular season game outside of the United States.

EXTRA POINTS





TICKET INFORMATION



Call **1-800-RAIDERS** or visit **raiders.com** for tickets.



RAIDERS RADIO NETWORK

Entercom's 95.7 The GAME (KGMZ-FM), The Bay Area's New Sound for Sports, is the radio flagship station in the Bay Area. 95.7 The Game broadcast coverage of the Silver and Black's preseason, regular season and postseason games.

Oakland Raiders programming on 95.7 The GAME will include aggressive pregame and postgame shows complete with key interviews, locker room reaction and listener phone calls. Rounding out Raiders coverage on 95.7 The GAME will be weekly call-in shows with Head Coach Dennis Allen and other key Raiders players and personnel. Every Monday during the NFL season will be branded on the station as "NFL Monday" & every Friday is branded as "Football Friday." 95.7 The GAME is also the broadcast home of Oakland Athletics baseball. In the event of a programming conflict with A's baseball, Oakland Raiders football will be heard on sister station KFOX 102.1/98.5. KFOX is the Bay Area's first full-metro mainstream Classic Rock station, and the strongest FM radio signal in the nine-county Bay Area.

Greg Papa, the voice of the Oakland Raiders, will again team with former Raiders quarterback, head coach and assistant coach Tom Flores. Flores is one of only two people in NFL history to earn a Super Bowl ring as a player, assistant coach and head coach. He won world championships a reserve quarterback with the Kansas City Chiefs (Super Bowl IV), as a Raiders assistant coach (Super Bowl XI) and as head coach of the Silver and Black (Super Bowls XV and XVIII). On the sidelines, joining the broadcast is Raiders former Pro Bowl tackle, Lincoln Kennedy.

Papa, named 2013 California Sportscaster of the Year by the National Sportscasters and Sportswriters Association (NSSA), returns for his 18th season broadcasting the Silver and Black. Papa can also be heard weekdays from 12-3 p.m. on 95.7 The GAME, as part of The Wheelhouse, with co-host John Lund. Papa also hosts MLB's San Francisco Giants Postgame Live and NBA's Golden State Warriors shows on Comcast SportsNet Bay Area, and has previously served as the radio and television voice of the Oakland A's, Giants and Warriors.

This exclusive agreement was negotiated by Compass Media Networks owner and syndicator of the broadcast rights for all Oakland Raiders English language broadcasts. Compass Media Networks is once again responsible for all aspects of the broadcasts of all Oakland Raiders preseason, regular season, and postseason games on terrestrial radio.



Tom Flores and Greg Papa

RAIDERS RADIO NETWORK AFFILIATES

SF Bay Area: 95.7 The GAME, KGMZ

95.7 FM, KFOX 102.1/98.5 FM

Sacramento, CA: KHTK 1140 AM

Eureka, CA: KINS 106.3 FM

Napa, CA: KVON 1440 AM

Redding, CA: KNRO 1670 AM

Palm Springs, CA: KXPS 1010 AM

King City, CA: KRKC 1490 AM

Fresno, CA: KFPT 92.5 FM

Los Angeles, CA: KLAA 830 AM

Modesto, CA: KHKK 104.1 FM

Merced, CA: KDJK 103.9 FM

Monterey, CA: KHIP 104.3 FM

San Luis Obispo, CA: KXTK 1280 AM

Santa Rosa, CA: KSRO 1350 AM

Reno, NV: KPLY 630 AM

Monument, CO: KCBR 1040 AM

Pueblo, CO: KWRP 690 AM

Chico, CA: KZAP-FM 92.5 FM

Honolulu, HI: KHNR 690 AM

Hilo, HI: KHLO 850 AM

Kealahou, HI: KKON 790 AM

Roanoke, VA: WGMM 1240 AM

Lynchburg, VA: WVGM 1320 AM

Bedford, VA: WBCT 1350 AM

Gretna, VA: WMNA 730 AM

Vilonia, AR: KASR 92.7 FM

Las Vegas, NV: KXST 1140 AM

Atwater, CA: KBRE 92.5 FM



RAIDERS VIDEO AND TELEVISION

SILVER AND BLACK PRODUCTIONS

Silver and Black Productions, the Emmy® Award winning in-house television production operation provides viewers with innovative, cutting edge and behind-the-scenes content devoted solely to The Oakland Raiders. All programs air in the Bay Area as well as in additional television outlets throughout California and Hawaii. These shows feature the personalities that make up the NFL's most dynamic organization. The Silver and Black Show, The Raiders Report, and daily coverage of the team distributed to Raiders.com, are all produced in high-definition by the Raiders own Silver and Black Productions, located within the Raiders 100,000 square foot Alameda facility.

THE SILVER AND BLACK SHOW

The Silver and Black Show is a 30-minute program hosted by Greg Papa and Raiders two-time Super Bowl champion, Jim Plunkett. Entering its 16th season, the weekly program provides a comprehensive look ahead at the week's upcoming matchup through timely and topical analysis on both teams. Exclusive head coach and player interviews are supplemented by in-depth features on players past and present -- making it the preeminent source for weekly coverage of the NFL's most storied franchise, The Oakland Raiders.

THE RAIDERS REPORT

In 2014, The Raiders Report boasts a brand new format featuring deep coverage of The Oakland Raiders, giving viewers an inside look of all things unique and interesting that make up the brand. Important moments for the franchise are captured in each 30-minute program through the lenses of Silver and Black Productions.

RAIDERS POSTGAME LIVE

Comcast SportsNet California is the proud home of The Oakland Raiders postgame live show. Immediately following every game, Raiders Postgame Live is the destination for the Raider Nation with a comprehensive one-hour coverage featuring game analysis, locker room interviews, plus Head Coach Dennis Allen's press conference in its entirety. The reporting for Raiders Postgame Live will be anchored from the network's state-of-the-art studio, 24-hour newsroom and HD production facilities in San Francisco, as well as a reporter from the site of the game.

RAIDERS PRESS CONFERENCE LIVE

Comcast SportsNet California's Raiders Press Conference Live returns for the 11th season with a one hour format. Raiders Press Conference Live broadcasts Head Coach Dennis Allen's weekly press conference from the Oakland Raiders' permanent practice facility in Alameda. News, notes, highlights and a statistical breakdown of the team help to supplement this program.

RAIDERS TELEVISION NETWORK

KTVU/KICU (Bay Area): Fox
KCRA (Sacramento): NBC
KTLA (Los Angeles): CW
KGPE (Fresno): CBS
KBFX/KBK (Bakersfield): CBS & FOX
KFVE (Hawaii): MyNetwork TV
Comcast SportsNet California



Jim Plunkett and Greg Papa



RAIDERS.COM



SEASON TIX | MYRAIDERS ACCT | A-Z FAN GUIDE | CODE OF CONDUCT | NFL TICKET EXCHANGE



NEWS TEAM MEDIA WATCH GAMES SCHEDULE TICKETS RAIDERETTES HISTORY COM

UP NEXT Alameda County Fair 6/21/14 10AM - 6PM PDT

EXPAND



Mini-Camp Day 1 Recap

The Raiders held the first practice of their 2014 Mandatory Mini-Camp Tuesday afternoon. [Read More](#)

NEWS

Fast Facts

Mini-Camp

Mini-Camp

Keeping th

DMAC Rea

Schaub: "I

Coach Al



NFL TICKET EXCHANGE

Sold by Fans. Verified by Ticketmaster.

TOGETHER, WE MAKE FOOTBALL

The Raiders were one of the first professional sports franchises to launch an official website when the team went online in 1995. Since, the site has evolved into one of the top online destinations in sports.

Raiders.com continues to provide exclusive video interviews, comprehensive photography, official press releases, transactions, player stats and biographies, profiles on current and former players and team personnel, press conference video and much more. The Raiders also use social media - Twitter, Facebook and Instagram - to communicate with and interact with the worldwide Raider Nation.

Silver & Black Productions produces award-winning video programming, and along with Raiders.com's featured writer Rebecca Corman, deliver the latest news, quotes and features, with special access inside 1220 Harbor Bay Parkway.

During games, fans can access the Raiders.com Game Center and check out live updates, view action photos and listen to a live audio stream from the Raiders' flagship radio station - 95.7 The GAME. Comprehensive recaps, postgame press conferences and complete game statistics are available after each contest.

In addition, complete NFL Draft, team mini-camp, training camp and Raiderette coverage can be found on the site. Team photographer Tony Gonzales' action and event photography is displayed in the most-viewed photo galleries in the NFL.

In 2014, the official website of the Oakland Raiders, RAIDERS.COM, will continue to use cutting edge technology to provide the Raider Nation with news, information, team history and entertainment, offering visitors an in-depth, state-of-the-art look at the Silver and Black.



THE RAIDER IMAGE

THE RAIDER IMAGE, LLC (The Image) is the official team shop of the Oakland Raiders. All stores are owned and operated by the Raiders out of the team's headquarters in Alameda, Calif. The Image began as a retail catalog while the team was in Los Angeles.

In addition, The Image currently operates 11 brick-and-mortar locations throughout California. The Raider Image online store opened for business in September 1999 on the Raiders' official web site, Raiders.com.

The Image's e-commerce store provides the best selection of Raider merchandise to Raider fans around the world. In August 2000, the Raiders followed their Internet success with their first store, located at Southland Mall in Hayward, giving Bay Area fans an opportunity to shop in a store dedicated to Raiders merchandise.

There are four Bay Area Raider Image locations: Hegenberger Gateway in Oakland, Oakridge Mall in San Jose, Sunvalley Mall in Concord, and Southland Mall in Hayward. The Image has also expanded outside of the Bay Area with stores in Arden Fair Mall in Sacramento, Fashion Fair Mall in Fresno, Weberstown Mall in Stockton, Solano Mall in Fairfield, and Roseville Galleria in Roseville. To serve their Southern California fans, locations are open at Moreno Valley Mall and in addition, The Image added a new twist with the June 2003 opening of its Signature Store at Universal City Walk in Universal City.

The successful chain of stores will continue to expand to meet the growing needs of Raiders fans around the world.



THE RAIDER IMAGE

WWW.RAIDERS.COM/SHOP



The Raider Image
Southland Mall,
Hayward
510-783-9100

The Raider Image
Sunvalley Shopping Center,
Concord
925-687-3600

The Raider Image
Arden Fair,
Sacramento
916-922-4300

The Raider Image
Solano Town Center,
Fairfield
707-421-2724

The Raider Image
Universal Studio
City Walk,
Universal City*
818-763-4000

The Raider Image
Weberstown Mall,
Stockton
209-475-9100

The Raider Image
Westfield Oakridge
Shopping Center,
San Jose
408-578-7000

The Raider Image
Hegenberger Gateway
Retail Center,
Oakland
510-632-0202

The Raider Image
Fashion Fair,
Fresno
559-226-5064

The Raider Image
Moreno Valley Mall,
Moreno Valley
951-571-0057

The Raider Image
Westfield Galleria at
Roseville, Roseville
916-791-0109

** Raiders Signature Store*



RAIDERS IN THE COMMUNITY

The **Oakland Raiders Community Relations Department** is dedicated to making a difference within the community. The department strives to promote the Raiders brand by enriching the lives of others through outreach programs, initiatives, and partnerships. The Community Relations Department oversees and supports a variety of community programs, which are primarily focused in the areas of education, health and fitness, youth football, volunteerism and civic involvement. These programs impact tens of thousands of children and families each year.



Each year The Oakland Raiders partner with local school districts in an effort to promote the importance of education, academic excellence, and higher learning. In 2013, The Oakland Raiders launched “First & Goal”, a program designed to recognize over 3,700 students for their achievements in the classroom.



NFL Play 60 is the National Football League’s youth and health and fitness campaign. Designed to help tackle childhood obesity, Play 60 focuses on making the next generation of kids the most active and healthy by encouraging them to get at least 60 minutes of physical activity every day. The Oakland Raiders implement the Play 60 message through a variety of in-school, after-school, and web-based programs – all emphasizing the importance of physical fitness and healthy lifestyles.



USA Football, the sport’s national governing body, leads the game’s development, inspires participation and ensures a positive experience for youth and high school athletes.

Throughout the year, The Oakland Raiders support a number of USA Football programs, which concentrate on coaching education, concussion awareness, equipment fitting, heads up tackling, and heat and hydration.



The Community Relations Department works with both current and former players, as well as other members of the organization, to participate in community outreach efforts. In 2013, 59 players participated in 49 community events, reaching over 10,000 men, women and children throughout California.

**RAIDERETTES**

The **Raiderettes** are available for corporate, community and private appearances.
To schedule the Raiderettes for an event, call (510) 864-5000.



**JEANETTE
THOMPSON**

Raiderette Director



**SHAWNA
ZIMMERMAN**

Choreographer
and Coordinator



**LAURA
GUILLORY**

Assistant Choreographer





2014 IMPORTANT DATES

Mid-July Preseason training camps open. Clubs not permitted to open official preseason camp earlier than July 5. Veteran players cannot be required to report earlier than 15 days prior to club's first preseason game.

July 15 Deadline at 4 P.M., New York time, for any club that designated a Franchise Player to sign such player to a multi-year contract or extension. After this date, the player may sign only a one-year contract with the designating club for the 2014 season, and such contract cannot be extended until after the Club's last regular season game.

July 22 Signing period ends at 4 P.M., New York time, for Transition Players with outstanding tenders. After this date and through 4 P.M., New York time, on the Tuesday after the 10th regular season weekend, Old Club has exclusive negotiating rights to these players.

July 22 Signing period ends at 4 P.M., New York time, for Unrestricted Free Agents to whom a June 1 tender was made by Old Club. After this date and through 4 P.M., New York time, on the Tuesday after the 10th regular season weekend, Old Club has exclusive negotiating rights to these players.

Aug. 1-3 Hall of Fame Weekend.

Aug. 3 Pro Football Hall of Fame Game, Canton, Ohio: New York Giants vs. Buffalo

Aug. 5 Deadline for players under contract to report to earn a season of free-agency credit.

Aug. 5 If a Drafted Rookie has not signed with his club by this date, he may not be traded to any other club in 2014.

Aug. 7-10 First Preseason Weekend.

Aug. 9-13 Deadline for club to provide written notice to certain unsigned players and the NFLPA of its intent to place them on the Exempt List if they fail to report no later than one day prior to the club's second preseason game. Any player who fails to report prior to the deadline will be ineligible to play or receive compensation for at least three games (preseason or regular season) from the time that he reports.

Aug. 26 Roster cut-down to maximum of 75 players on Active List by 4 P.M., New York time.

Aug. 27 All tryouts on this date and for the remainder of the season must be reported to the League office.

Aug. 30 Roster cut-down to maximum of 53 players on Active/Inactive List by 6 P.M., New York time. Clubs may dress minimum of 43 and maximum of 46 players for each regular-season and postseason game.

Aug. 30 Simultaneously with the cut-down to 53, clubs that have players in the categories of Active/Physically Unable to Perform or Active/Non-Football Injury or Illness must take one of the following options: Place player on Reserve/Physically Unable to Perform or Reserve/Non-Football Injury or Illness, whichever is applicable; ask waivers; terminate; trade; or continue to count him on Active List.

Aug. 31 After 12 noon, New York time, clubs may establish a Practice Squad of eight players by signing free agents who do not have an accrued season of free agency credit or who were on the 46-player Active List for less than nine regular-season games during their only Accrued Season(s). A player cannot participate on the Practice Squad for more than three seasons.

Sept. 2 After 4 P.M., New York time, a club is permitted to place a player on Reserve/Injured as "Designated for Return."

Sept. 3 All clubs are required to file a personnel (injury) report with their conference information manager by 4:00 P.M., New York time. Reports are to be filed every Wednesday, Thursday and Friday before a regular-season game by 4:00 P.M., New York time (or as soon as possible after the completion of practice). An update must also be reported if there is any change in a player's condition after Friday.



2014 IMPORTANT DATES

Sept. 4, 7-8 Regular Season opens.

Sept. 5, 8-9 Beginning on these dates vested veterans terminated from the Active List or Inactive List (and from Reserve/Injured if the player is placed on Reserve/Injured after the beginning of the regular season) are entitled to receive, after the end of the regular-season schedule, Termination Pay pursuant to the terms of the CBA.

Sept. 23 Priority on multiple waiver claims is now based on the current season's standing.

Oct. 14 Beginning the day after the conclusion of the sixth regular-season weekend and continuing through the day after the conclusion of the ninth regular-season weekend, clubs are permitted to begin practicing players on Reserve/Physically Unable to Perform and Reserve/Non-Football Injury or Illness for a period not to exceed 21 days. Players may be activated during the 21-day practice period or until 4 P.M., New York time, on the day after the conclusion of the 21-day period.

Oct. 28 All trading ends at 4 P.M., New York time.

Oct. 29 Players with at least four previous pension credited seasons are subject to the waiver system for the remainder of the regular season and postseason.

Nov. 11 Signing period ends at 4 P.M., New York time, for Franchise Players who are eligible to receive Offer Sheets.

Nov. 11 Deadline for clubs to sign by 4 P.M., New York time, their unsigned Franchise and Transition Players, including Franchise Players who were eligible to receive Offer Sheets until this date. If still unsigned after this date, such players are prohibited from playing in NFL in 2014.

Nov. 11 Deadline for clubs to sign by 4 P.M., New York time, their Unrestricted Free Agents to whom June 1 tender was made. If still unsigned after this date, such players are prohibited from playing in NFL in 2014.

Nov. 11 Deadline for clubs to sign by 4 P.M., New York time, their Restricted Free Agents to whom June 1 tender was made. If such players remain unsigned, they are prohibited from playing in NFL in 2014.

Nov. 11 Deadline for clubs to sign Drafted players by 4 P.M., New York time. If such players remain unsigned, they are prohibited from playing in NFL in 2014.

Nov. 28 Deadline for reinstatement of players in Reserve List categories of Retired, Did Not Report, and Exclusive Rights, and of players who were placed on Reserve/Left Squad in a previous season.

Dec. 26 Deadline for waiver requests in 2014, except for "special waiver requests," which have a 10-day claiming period, with termination or assignment delayed until after the Super Bowl.

Dec. 29 Clubs may begin signing free-agent players for the 2015 season.

2015

Jan. 3-4 Wild Card Playoff Games.

Jan. 10-11 Divisional Playoff Games.

Jan. 18 AFC and NFC Championship Games.

Jan. 25 Pro Bowl, Glendale, Arizona.

Feb. 1 Super Bowl XLIX, University of Phoenix Stadium, Glendale, Arizona.



MEDIA INFORMATION

PRACTICE REPORTING POLICY: Blogging and tweeting from offseason, training camp and regular-season practices are permitted for practices that are open to the public. For all practices that are closed to the public, blogging and tweeting are permitted only within the designated viewing window. Consistent with Super Bowl reporting protocol for practices, the following are general reporting policies for all media, including blogging and tweeting:

- Media may note which players are practicing as well as those who are not.
- Media may report non-strategy and non-game plan observations (e.g. "Wide receiver made a nice catch on the sideline.")
- Not permitted is any reference to plays run or game strategy. This includes describing formations, personnel groupings (i.e. composition of offensive line) or non-conventional (i.e. "trick") plays.
- Not permitted is the reporting of which players are practicing with individual units (goal line offense, nickel/dime defense, etc.)
- Not permitted is the reporting of practice injuries until the team has provided an official update. Access to the head coach following practice will be provided for comments and injury updates.
- Not permitted is quoting, paraphrasing or reporting comments made by coaches, players or team personnel during a practice session.
- Not permitted are any photo/video transmissions after the designated shooting period has closed.
- Not permitted are wide-view photos/videos of formations and/or personnel groupings (shots must be tightly focused on the player/ball.)
- Not permitted is any audio of quarterback cadence, keywords, audibles, etc.
- All cell phones must be turned to "silent" or "vibrate" mode for practice and all post-practice press conferences.

ON-FIELD POSTGAME INTERVIEWS: All Raiders players and coaches must report to the locker room prior to conducting interviews. Other than network contractual obligations, there are no interviews allowed on the field in the minutes immediately following a home or road game.

POSTGAME INTERVIEWS: The Raiders will open their locker room to media following the NFL's mandatory cooling-off period after each game. Head Coach Dennis Allen will conduct his postgame news conference in the interview room adjacent to the Raiders locker room. Selected players may also be brought into the interview room following the game. The visiting team's head coach and selected players will be available in the interview room (Oakland A's weight room) located adjacent to the visitor's locker room.

ONLINE CONTENT POLICY: Accredited organizations may distribute online non-game audio and video content, including interviews, press conferences and team practices at NFL venues, acquired as a result of credentialed access ("Game Information") to games or club/league facilities provided that such distribution: is 90 seconds maximum per day (180 seconds in two-team markets, 90 seconds per team); may not be "archived" (i.e. made available for on-demand public access) for more than 24 hours; appears in an editorial context only (no sponsorship, merchandising or advertising integrated with or around the content); is not posted live, and is accompanied by links back to NFL.com and to the club Web site. The 90-second limit does not include video/audio material that is comprised entirely of a credentialed media employee providing commentary or analysis ("Talking Head" reporting), including pre- or postgame stand-up material shot on the field or other facility location. While a game is in progress, any forms of accounts of the game must be sufficiently time-delayed and limited in amount (e.g. score updates with detail given only in quarterly game updates, fewer than 10 photographs during the game) so that the accredited organization's game coverage cannot be used as a substitute for, or otherwise approximate, authorized play-by-play accounts.

CREDENTIAL REQUESTS: Credential requests will be honored only for working media on specific assignment for a recognized news or sports organization. Credentials will not be issued to freelance writers or photographers. All single-game requests must be received by 5 p.m. (PT) on the Monday prior to each Sunday home game. All full-season and single-game credential requests must be submitted by an editor or sports director to the media relations department.

PARKING: Every effort will be made to accommodate requests for parking passes, but due to limited space, parking cannot be provided for all credentialed media. Television trucks that provide satellite, uplink or microwave functions will need to make prior arrangements with Erin Exum (eexum@raiders.com) of the Raiders' media relations office.

MEDIA WILL CALL: The media will call booth is located in a kiosk at the base of the ramp between the Coliseum and Arena, adjacent to the "F" parking area, on the north side of the property. Each media member must pick up his/her own individual credential and present corresponding photo identification. Photographers and videographers can retrieve appropriate sideline vests at the booth. Media will call opens four hours prior to the scheduled kickoff.

MEDIA ENTRANCE: The media entrance is clearly marked and is located on the Plaza level between the West Side Club and West Side Customer Accommodations. Media credentials will not be honored at any other gate. All media must check in at the media entrance before entering the O.co Coliseum. For security purposes, individuals and their belongings will be searched upon entry into the stadium.

PHOTOGRAPHERS: Sideline access for NFL games is limited to photographers and videographers on assignment for recognized news or sports organizations. All field photographers must remain outside the bench areas and outside the yellow border (dots) surrounding the playing field. All media (photographers, videographers and sideline reporters) working on the field during the game must wear a vest that can be obtained at media will call. Credentials will not be provided to "grips" due to on-field space limitations. The photo work room is located on the first floor of the Coliseum, a short distance from the media meal room.

PRESS BOX, SERVICES: The press box and all broadcast positions are located on the Coliseum's third level and can be accessed via the press elevator. Programs, lineups, depth charts, statistics and game notes will be provided for each home game. Game stats are provided at the end of each quarter. Complete team and individual statistics are available after the game.

POOL REPORTER: As assigned by the Professional Football Writers of America (PFWA), the Oakland pool reporter for the 2014 season is Steve Corkran of the Bay Area News Group.



MEDIA INFORMATION

MEDIA INFORMATION & POLICIES

Members of the media are encouraged to carefully review the following procedures, reminded that these are subject to change.

INTERVIEW REQUESTS: The Raiders respectfully ask that all interview requests, for any member of the organization, be submitted through the team's media relations office. Players, coaches or staff should not be contacted by media directly by telephone, e-mail, or via social media, including Twitter.

GENERAL MANAGER REGGIE MCKENZIE INTERVIEWS: Media wishing to request interviews with the Raiders' general manager should contact Will Kiss (wkiss@raiders.com). Interviews are scheduled as time allows.

HEAD COACH DENNIS ALLEN INTERVIEWS: Dennis Allen is available after most practices, as well as after every game. He also will conduct a weekly press conference, usually on Mondays, during the regular season, in the media room at the Alameda facility. Those requesting individual interviews should contact Will Kiss (wkiss@raiders.com).

ASSISTANT COACH INTERVIEWS: Assistant coaches are available by request, provided the request is made at least 24 hours in advance to Erin Exum (eexum@raiders.com). During a regular-season Sunday game week, coordinators are only available on Thursdays, while other assistants are only available Wednesdays, Thursdays and Fridays. Following games, head coach Dennis Allen is the only coach available for comment.

PLAYER INTERVIEWS: Players are available after games and during practice weeks, and all one-on-one requests should be made through the media relations office. With respect to all players, the Raiders make players available to accredited media on Mondays, and open up the locker room to media following practice on Wednesdays, Thursdays and Fridays.

PRACTICE ACCESS & PHOTOGRAPHY/VIDEOGRAPHY GUIDELINES: Accredited members of the media that regularly cover the NFL are welcome to attend the first 30 minutes, or until the "team" portion, of regular-season practices. Photography and videography is allowed, in general, during this window. The team reserves the right to limit photography to certain periods due to competitive-advantage reasons. During any practice open to the media, visiting media should stand at a safe distance and hold all belongings, including bags and video cameras. Tripods are not allowed on the field during practice, for safety reasons.

MEDIA GUIDE: The 2014 Oakland Raiders media guide includes information current as of July 2, 2014. All writing, research and editing by Will Kiss, Billy Jones, Mike Taylor, Jerry Knaak, Tony Khing, Adam Klionsky and Chelsea Parker. Prepress formatting, desktop layout and design by Erin Exum and Esteban Carbajal. Photography by Tony Gonzales, Allan Yuan, Jerry Soifer, Kirby Lee, the Associated Press and sports information departments of schools that have produced Raiders players. Additional photos from the Raiders archive. Printing by Almaden Press, Santa Clara, Calif. The 2014 Oakland Raiders media guide is available online at raiders.com.



WILL KISS

Media Relations
Director

510-780-3020
wkiss@raiders.com

Hometown:
San Francisco, Calif.

College:
University of
San Francisco



ERIN EXUM

Media Relations
Coordinator

510-780-3219
eexum@raiders.com

Hometown:
Orlando, Fla.

College:
University of Tennessee



BILLY JONES

Media Relations
Coordinator

510-780-3028
bjones@raiders.com

Hometown:
Bridgewater, N.J.

College:
Northeastern



MIKE TAYLOR

Public Affairs
Director

510-780-3026
mtaylor@raiders.com

Hometown:
Los Angeles, Calif.

College:
University of Arizona

OAKLAND RAIDERS

2014 SCHEDULE

PRESEASON

Fri., Aug. 8	at Minnesota Vikings	5 p.m.	KTVU/KICU
Fri., Aug. 15	Detroit Lions	7 p.m.	KTVU/KICU
Fri., Aug. 22	at Green Bay Packers	5 p.m.	CBS
Thu., Aug. 28	Seattle Seahawks	7 p.m.	KTVU/KICU

REGULAR SEASON

Sun., Sept. 7	at New York Jets	10 a.m.	CBS
Sun., Sept. 14	Houston Texans	1:25 p.m.	CBS
Sun., Sept. 21	at New England Patriots	10 a.m.	CBS
Sun., Sept. 28	Miami Dolphins (London)	10 a.m.	CBS
Sun., Oct. 5	Open Date		
Sun., Oct. 12	San Diego Chargers	1:05 p.m.*	CBS
Sun., Oct. 19	Arizona Cardinals	1:25 p.m.*	FOX
Sun., Oct. 26	at Cleveland Browns	1:25 p.m.*	CBS
Sun., Nov. 2	at Seattle Seahawks	1:25 p.m.*	CBS
Sun., Nov. 9	Denver Broncos	1:05 p.m.*	CBS
Sun., Nov. 16	at San Diego Chargers	1:05 p.m.*	CBS
Thu., Nov. 20	Kansas City Chiefs	5:25 p.m.	NFLN
Sun., Nov. 30	at St. Louis Rams	10 a.m.*	CBS
Sun., Dec. 7	San Francisco 49ers	1:25 p.m.*	FOX
Sun., Dec. 14	at Kansas City Chiefs	10 a.m.*	CBS
Sun., Dec. 21	Buffalo Bills	1:25 p.m.*	CBS
Sun., Dec. 28	at Denver Broncos	1:25 p.m.*	CBS

POSTSEASON

Jan. 3-4, 2015	AFC and NFC Wild Card Playoffs
Jan. 10-11, 2015	AFC and NFC Divisional Playoffs
Jan. 18, 2015	AFC and NFC Championships
Jan. 25, 2015	AFC-NFC Pro Bowl; Glendale, Ariz.
Feb. 1, 2015	Super Bowl XLIX; Glendale Ariz.

*All times Pacific; *-Time subject to change due to NFL flexible scheduling*