



2016 MEDIA INFORMATION

SUN., SEPT 18, 2016 • FALCONS AT RAIDERS



AT





WEEK 2
ATLANTA FALCONS (0-1)
AT
OAKLAND RAIDERS (1-0)
4:25 p.m., Sunday, September 18, 2016
O.CO Coliseum



WEST COAST TRIP

In week two, the Atlanta Falcons will be looking for their first win of the season when they travel west to face the Oakland Raiders on Sunday, September 18 at O.CO Coliseum. This will be the first matchup between these two franchises since 2012 when the Falcons came away with a 23-20 win the Georgia Dome. During the week six matchup in 2012, the Falcons defense forced three turnovers, including two forced fumbles. QB Matt Ryan went 23-of-37 for 249 yards and one touchdown.

The Raiders lead the all-time regular season series 7-6, but the Falcons are currently on a three game winning streak against Oakland, with the Raiders last win against the Falcons coming back in 1997.

Last week versus the Tampa Bay Buccaneers, the Falcons offense came up short on a last-minute drive as the Buccaneers held on to beat the Falcons in the season opener 31-24. The Falcons offense finished the day with 374 total yards, including 334 yards in the air. QB Matt Ryan finished the day 27-of-39 for 334 yards, two touchdowns and a passer rating of 112.6. That was the 33rd time Ryan threw for 300+ yards and the fourth time he's done so against the Buccaneers. This was also Ryan's 40th straight game with 200+ passing yards – 20th straight at home.

RB Tevin Coleman finished the day with five receptions for 95 yards. Those numbers were a career high for the second year running back out of Indiana. Mohamed Sanu had a 59-yard reception on his first catch in a Falcons uniform. He also caught a five-yard pass for a touchdown in the first quarter to put the Falcons ahead 10-3. Sanu finished the game with five receptions for 80 yards and one touchdown.

WR Julio Jones caught a 25-yard touchdown pass in the third quarter, the 35th of his career, tying him for fifth on the franchise leaderboard with TE's Tony Gonzalez and Alge Crumpler. Jones finished the day with four receptions for 66 yards and one touchdown.

The Falcons defense held the Buccaneers to 3.2 rushing yards per carry. The defense also forced the Bucs to go 3-for-10 (30-percent) on third downs. CB Desmond Trufant recorded his and the team's first interception of the season. The pick was Trufant's seventh interception of his career.

BROADCAST INFORMATION

TELEVISION

Play-by-Play: Kevin Harlan
Color Analyst: Rich Gannon



Coverage Provided by:
CBS

RADIO

Play-by-Play: Wes Durham
Color Analyst: Dave Archer
Sideline: John Michaels



Coverage Provided by:
92.9 The Game

WEEKLY SCHEDULE

Head Coach Dan Quinn speak at the podium. On Friday Coach Quinn will speak on the field following practice. Open locker room starts immediately after Coach Quinn's presser. Also, QB Matt Ryan will speak at the podium following practice.

Weekly Media Schedule

Day	Time	Availability
Wed. Sept 14	12:35 p.m.	QB Matt Ryan
Thurs. Sept. 15	12:45 p.m.	WR Julio Jones
Fri., Sept. 16	*11:35 a.m.	Yes
Sat., Sept. 17	Walkthrough	None
Sun., Sept. 18	at Oakland	Yes

* - Time Practice starts

All other times are start of HC Dan Quinn's press conference.

CONNECTIONS

LB Philip Wheeler played for the Oakland Raiders in 2012. He played in all 16 games and recorded 78 total tackles. Wheeler was the leading tackler for the Raiders (eight total tackles) when they took on the Falcons in 2012. Oakland's Def. Coord. Ken Norton Jr. helped coach the Seattle Seahawks defense with HC Dan Quinn for three years (2010,13-14).

Morgan Shaw Parker
Vice President of AMBSE Media Group
MShawParker@Falcons.NFL.com - 770.965.2761

Brian Cearns
Director, Football Communications
BCearns@Falcons.NFL.com - 770.965.4318

Matt Haley
Football Communications Manager
MHaley@Falcons.NFL.com - 770.965.4350

Curtis D. Jackson III
Football Communications Coordinator
CJackson@Falcons.NFL.com - 770.965.2763

Caleigh Lentz
Football Communications Assistant
CLentz@Falcons.NFL.com - 770.965.2859



2016 SCHEDULE

Falcons 2016 Season Schedule

Preseason (3-1)

Date	Opponent	Time	Network
Aug. 11	WASHINGTON	7:00 p.m.	W 23-17
Aug. 18	at Cleveland	8:00 p.m.	W 24-13
Aug. 25	at Miami	8:00 p.m.	L 17-6
Sept. 1	JACKSONVILLE	7:00 p.m.	W 17-15

Regular Season (0-1)

Date	Opponent	Time	Network
Sept. 11	TAMPA BAY	1:00 p.m.	L 31-24
Sept. 18	at Oakland	4:25 p.m.	CBS
Sept. 26	at New Orleans	8:30	ESPN
Oct. 2	CAROLINA	1:00 p.m.	FOX
Oct. 9	at Denver	4:05 p.m.	FOX
Oct. 16	at Seattle	4:25 p.m.	FOX
Oct. 23	SAN DIEGO	4:05 p.m.	FOX
Oct. 30	GREEN BAY	1:00 p.m.	FOX
Nov. 3	at Tampa Bay	8:25 p.m.	NFLN
Nov. 13	at Philadelphia*	1:00 p.m.	FOX
Nov. 20	BYE		
Nov. 27	ARIZONA*	1:00 p.m.	FOX
Dec. 4	KANSAS CITY*	1:00 p.m.	CBS
Dec. 11	at Los Angeles*	4:25 p.m.	FOX
Dec. 18	SAN FRANCISCO*	4:05 p.m.	FOX
Dec. 24	at Carolina	1:00 p.m.	FOX
Jan. 1	NEW ORLEANS*	1:00 p.m.	FOX

Playoff Schedule

Wild Card Round: Jan. 7-8

Divisional Round: Jan. 14-15

Conference Championship: Jan. 22

Super Bowl LI: Feb. 5

2016 SEASON LEADERS

Falcons Team Leaders

Passing	Cmp.	Att.	Yds	TDs	INTs	Rate
Matt Ryan	27	39	334	2	0	112.6

Rushing	Att.	Yds	Avg.	Long	TDs
Tevin Coleman	8	22	2.8	7	0
Devonta Freeman	11	20	1.8	10	0

Receiving	Rec.	Yds	Avg.	Long	TDs
Tevin Coleman	5	95	19.0	47	0
Mohamed Sanu	5	80	16.0	59	1
Julio Jones	4	66	16.5	25t	1
Jacob Tamme	6	51	8.5	19	0

Raiders Team Leaders

Passing	Cmp	Att	Yds	TDs	INTs	Rate
David Carr	24	38	319	1	0	98.5

Rushing	Att.	Yds	Avg.	Long	TDs
Jalen Richard	3	84	28.0	75t	1
Latavius Murray	14	59	4.2	10	0

Receiving	Rec.	Yds	Avg.	Long	TDs
Amari Cooper	6	137	22.8	43	0
Michael Crabtree	7	87	12.4	25	0

ALL-TIME RESULTS

All-time regular season results: Raiders lead, 7-6

Current Regular Season Streak: Falcons, last three

Last Regular Season Meeting: '12 Falcons 23-20 (Atl)

Regular Season Results

Year	Result	Loc.
'71	Falcons 24-13	Atl
'75	Raiders 37-34 OT	Oak
'79	Raiders 50-19	Oak
'82	Raiders 38-14	Atl
'85	Raiders 34-24	Atl
'88	Falcons 12-6	L.A.
'91	Falcons 21-17	Atl
'94	Raiders 30-17	L.A.
'97	Raiders 36-31	Atl
'00	Raiders 41-14	Oak
'04	Falcons 35-10	Atl
'08	Falcons 24-0	Oak
'12	Falcons 23-20	Atl

(Points: Raiders 332, Falcons 292)

*Franchise in L.A. from 1983-94

LAST TIME

The Last Time vs. Oakland

100-Yard Rusher: Michael Turner - 139 (11/2/08)

300-Yard Passer: Steve Bartkowski - 375 (9/19/82)

100-Yard Receiver: Shawn Jefferson 109 (11/26/00)

Last Reg Season Game vs. Raiders

Game: Falcons 23-20 (Atlanta) - 2012

Passing: M. Ryan 249 yards / C. Palmer 353 yards

Rushing: M. Turner 33 yards / D. McFadden 70 yards

Receiving Yds: R. White 72 yards / D. Moore 104 yards

Receptions: R. White 6 rec. / D. Moore/B. Myers 5 rec.

Tackles: D. Robinson 8 TT / P. Wheeler 8 TT

Falcons Last

100-Yd Rusher: T. Coleman (110) 11/29/15 vs. Vikings

300-Yard Passer: M. Ryan (334) 9/11/16

100-Yard Receiver: J. Jones (149) 1/3/16 vs. Saints

Opponents Last vs. Falcons

100-Yard Rusher: A. Peterson (158) - Vikings 11/29/15

300-Yard Passer: D. Brees (323) - Saints 1/3/16

100-Yard Receiver: T. Ginn (120) - Panthers 12/13/15

#QUINNSDOM

"Some of the things offensively I was certainly pleased with our ball security. There was a real mindfulness for it, in terms of the way we protect it. They were going after it. They're a ball-hawking team. So I thought that part of our game was on point. The things that weren't were some of the pre-snap fouls that we had. That was a significant factor both offensively and defensively. Offensively, we didn't stay on track and had some long yards to go, and defensively for them to have the ability to have it result in first downs and have some third down stops. Those are the things that I just talked with the team about in the locker room. That's what we're going to intend on getting right before we head on our trip to Oakland." - Coach Quinn after Bucs game



COACHING CAPSULE
 Coaching Years in NFL: 14th year
 Falcons Head Coach: 2nd year
 Regular Season: 8-9 (.471)
 Postseason: 0-0 (.000)

COACHING CAPSULE
 Coaching Years in NFL: 20th year
 Raiders Head Coach: 2nd year
 Regular Season: 75-80 (.484)
 Postseason: 1-2 (.333)

COACH QUINN VS. RAIDERS
 Regular Season: 0-0 (.000)
 Postseason: 0-0 (.000)

COACH DEL RIO VS. FALCONS
 Regular Season: 1-2 (.000)
 Postseason: 0-0 (.000)
 *Coached in three games vs. Falcons with Jaguars

COACHING BACKGROUND		
2015-	Falcons	Head Coach
2013-14	Seahawks	Def. Coord.
2011-12	Florida	Def. Coord./Def. Line
2009-10	Seahawks	Def. Line
2007-08	Jets	Def. Line
2005-06	Dolphins	Def. Line
2003-04	49ers	Def. Line
2001-02	49ers	QC Coach
2000	Hofstra	Def. Coord./Def. Line
1996-99	Hofstra	Def. Line
1995	VA Military Inst.	Def. Line
1994	William & Mary	Def. Line

COACHING BACKGROUND		
2015-	Raiders	Head Coach
2013	Broncos	Interim Head Coach
2012-14	Broncos	Def. Coord.
2003-11	Jaguars	Head Coach
2002	Panthers	Def. Coord.
1999-01	Ravens	LB Coach
1998	Saints	LB Coach
1997	Saints	Asst. Strength Coach

TALE OF THE TAPE		
2016 Regular Season Statistics Rankings		
Falcons		Raiders
24.0 (13)	Points/Game	35.0 (3t)
374.0 (11)	Total Offense	486.0 (2)
52.0 (31)	Net Rushing Yards/Game	167.0 (1)
322.0 (7)	Net Passing Yards/Game	319.0 (8)
32:23 (9)	Possession Average	30:25 (15t)
31.0 (26)	Opponent Points/Game	34.0 (28)
371.0 (21)	Opponent Total Offense	507.0 (32)
90.0 (15)	Opp. Rushing Yards/Game	88.0 (14)
281.0 (22)	Opp. Passing Yards/Game	419.0 (32)
+1 (5t)	Turnover Differential	+1 (5t)

FALCONS SUPERLATIVES

Falcons vs. Raiders

Single Game Highs
 Passing Yards: Steve Bartkowski - 375 (9/19/82)
 Touchdown Passes: 5 players - 2 (M. Ryan 11/2/08)
 Rushing Yards: Michael Turner - 139 (11/2/08)
 Rushing Touchdowns: T.J. Duckett - 4 (12/12/04)
 Receptions: 2 Players - 7 (S. Jefferson 11/26/00)
 Receiving Yards: Billy Johnson - 136 (12/1/85)
 Receiving Touchdowns: 2 players - 2 (M. Jenkins 11/2/08)
 Longest Rush: Byron Hanspard - 77 (9/14/97)
 Longest Reception: Arthur Cox - 62 (12/1/85)
 Longest Field Goal: Matt Bryant - 55 (10/14/12)

PLAN D PROGRAM

Last season, Head Coach Dan Quinn and General Manager Thomas Dimitroff implemented a developmental program (Plan D), where the coaches and the training staff tried to push younger players who are inactive on game day, or on the practice squad to try and find the unique things the players possess. The central theme of this program is competition, and there are a number of guys on the practice squad who have seen major development and have been called up to the 53-man roster. A number of those players have been active and seen playing time during games –Justin Hardy (inactive), Ben Garland (practice squad), and Robenson Therzie (inactive). This year several rookies and practice squad players have been added to the Plan D program with hopes that this developmental staff help the players reach their potential and help this team.



NFL OFFICIAL CREW

Blakeman Crew
 R: Clete Blakeman (4) FJ: Steve Zimmer (33)
 U: Barry Anderson (20) SJ: Jon Lucivansky (89)
 HL: Mark Hittner (28) BJ: Lee Dyer (27)
 LJ: Julian Mapp (10) RO: Larry Nemmers



ACTIVE STREAKS

Game Streaks

- 40** Matt Ryan: Games w/200 passing yds
- 40** Matt Ryan: Road Games w/200 passing yds
- 20** Matt Ryan: Home Games w/200 passing yds
- 13** Julio Jones: Games w/50 receiving yds

Season Streaks

- 5** Matt Ryan: 4,000-yd seasons
- 2** Julio Jones: 100+ catch seasons
- 2** Julio Jones: 1,500-receiving yds

JUST KEEP DRIVING

The Falcons had 174 offensive possessions last season and had 42 10-play drives, which led the League.



O-LINE PLAY

Pro Football Focus ranked T Ryan Schraeder as the eighth best tackle in week one versus the Tampa Bay Buccaneers, with a grading of 1.8. Schraeder did not allow any sacks or hit on the quarterback, and he only allowed one quarterback hurry in 65 offensive snaps.



OFFENSIVE RANKINGS

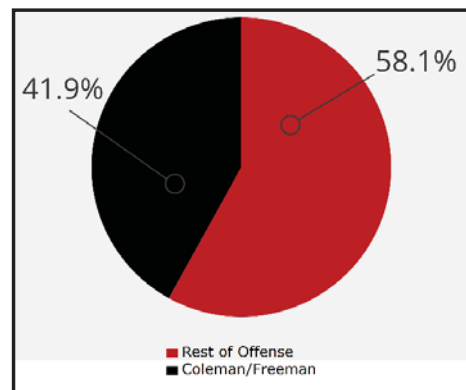
The Falcons threw for 322 yards in week one versus the Buccaneers, which was the seventh best mark in the NFL.

OFFENSE



RUNNING BACK TANDEM

RBs Tevin Coleman and Devonta Freeman teamed up for a combined 157 total yards in week one versus the Buccaneers.



The running back tandem accounted for 41.9-percent of the Falcons offense.

RUNNING BACK OR RECEIVER?

RB Tevin Coleman finished the day against Tampa Bay with five receptions for 95 yards, which was a career high.

RB Receiving Totals

Player	Rec Yds	Rec
S. Ware (K.C.)	129	7
T. Coleman (Atl)	95	5
T. Riddick (Det)	63	5
A. Foster (Mia)	62	3
M. Forter (NYJ)	59	5

Coleman's 95 receiving yards ranks him second among running backs so far in the NFL.



STOPPING THE RUN

The Falcons became one of the better rushing defenses in the NFL last season, only allowing 105 yards per game and one 100-yard rusher.

Opp. Rushing Yds		
Player	Rush Yds	Wk
DeMarco Murray	9	1
Arian Foster	10	4
Alfred Morris	15	5
Frank Gore	34	11

The defense held Doug Martin, who rushed for 1,402 yards in 2015, to only 62 yards rushing and 3.2 yards per carry.

DO NOT PASS GO

The Falcons secondary made a major improvement in 2015. The defense went from the 32nd ranked pass defense to the 18th ranked pass defense.

Opp. Passing Yds		
Player	Pass Yds	Wk
Cam Newton	142	16
Teddy Bridgewater	174	12
Jameis Winston	177	8
Blaine Gabbert	185	9
Zach Mettenberger	187	7

The Falcons secondary held five of their opponents to under 200 yards passing in 2015.

PASSING TDS ALLOWED

The defense only allowed 19 passing touchdowns last season, which was the third lowest total in the NFL.

Seahawks	14
Bengals	18
Falcons	19
Cowboys	19
Broncos	19

PICK CITY

Turnovers:

CB Desmond Trufant recorded his and the team's first interception of the season. The interception was Trufant's seventh interception of his career.


DEFENSIVE RANKINGS

The defense forced the Bucs to go 3-for-10 (30-percent) on third downs in week one, which ranked them eighth in the NFL.



GETTING OFF THE FIELD

The defense forced the Bucs to go 3-for-10 (30-percent) on third downs in week one.



Through one week the Falcons defense is tied for second on third down conversions and tied for eighth in third down conversion percentage.

2016 DEFENSIVE LEADERS

- **Total Tackles:** K. Ishmael/R. Allen (7)
- **Sacks:** N/A
- **Forced Fumbles:** N/A
- **Fumble Recoveries:** N/A
- **Pass Deflections:** Robert Alford (2)
- **Interceptions:** Desmond Trufant (1)
- **Tackles for Loss:** D. Campbell/A. Clayborn (1)

2

MATT RYAN

QUARTERBACK

BOSTON COLLEGE
9TH YEAR WITH FALCONS



2010, 2012, 2014



HEIGHT:

6'4"

WEIGHT:

217

BIRTHDATE:

5/17/85

NFL EXP:

9 YRS

ACQUIRED:

D1-'08

LEADING MAN

QB Matt Ryan has thrown for more than 300 yards 36 times in his career, including three games with more than 400 yards.

TD Passes '12-'15

Player	TD
Drew Brees	151
Peyton Manning	140
Tom Brady	128
Aaron Rodgers	127
Philip Rivers	119
Eli Manning	112
Matt Ryan	109

He has recorded 64 career multi-touchdown games and has led the Falcons to a 20-4 record when he throws for three-or-more touchdowns. Since 2012, Ryan ranks among the League leaders in touchdown passes.

PASSING LEADERS

Matt Ryan finished the day against the Bucs 27-of-39 for 334 yards, two touchdowns and a passer rating of 112.6. This is the 36th time Ryan has thrown for 300+ yards.

Passing Leaders

Player	Cmp	Yds
D. Brees	28	423
A. Luck	31	385
A. Dalton	23	366
A. Smith	34	363
M. Stafford	31	340
M. Ryan	27	334

Ryan is ranked sixth in passing yards so far in 2016.

GAME WINNING DRIVES

QB Matt Ryan has led the Falcons on 27 game-winning drives in the fourth quarter or overtime (including preseason).



18 FRANCHISE RECORDS

- **33,091** - Most passing yards (career)
- **4,719** - Most passing yards (season, '12)
- **4,569** - Most passes attempted (career)
- **2,942** - Most passes completed (career)
- **651** - Most passes attempted (season, '13)
- **448** - Most passing yards (single game, '14)
- **439** - Most passes completed (season, '13)
- **272** - Consecutive passes w/o an INT - '12
- **204** - Most passing touchdowns (career)
- **155.9** - Highest passer rating (single game, '14)
- **91.3** - Highest passer rating (career)
- **87.5** - Highest completion pct. (single gm, '14)
- **68.6** - Highest completion pct. (season, '12)
- **64.4** - Highest completion pct. (career)
- **32** - Most touchdown passes (season, '12)
- **36** - Most 300-yard games (career)
- **22** - Most consecutive completions ('12)
- **7** - Most 300-yard games (season, '12 & '13)

MATT RYAN VS AFC WEST

Ryan is 7-1 versus the AFC West and averages 238.9 passing yards per game, while completing 69.6 percent of his passes.

299

Most Passing Yards

238.9

Yards Per Game

3

Most Passing Touchdowns

138.4

Highest Passer Rating

1

Matt Ryan threw for 299 yards in Week 1 versus the Chiefs in Kansas City back in 2012.



Matt Ryan averages 238.9 passing yards per game against teams in the AFC West.



Matt Ryan threw for three touchdowns twice against San Diego and Kansas City in 2012.



Matt Ryan had a passer rating of 138.4 versus the Oakland Raiders in 2008. He went 17-of-22 for 220 yards and two touchdowns.

ON THE ROAD AGAIN

Matt Ryan has thrown for at least 200 yards in 40 straight road games, which dates back to Week 1 of 2011.

Matt Ryan	40
Drew Brees	17
Philip Rivers	12
Matthew Stafford	12



JULIO JONES

WIDE RECEIVER

UNIVERSITY OF ALABAMA
6TH YEAR WITH FALCONS



2012, 2014, 2015



HEIGHT:

6'3"

WEIGHT:

220

BIRTHDATE:

2/3/89

NFL EXP:

6 YRS

ACQUIRED:

D1-'11

CLIMBING THE CHARTS

Julio Jones passed former Falcons WR Andre Rison for fourth on the Falcons all-time receiving list last season.

Falcons Rec Leaders

Player	Yds
Roddy White	10,611
Terance Mathis	7,349
Alfred Jenkins	6,267
Julio Jones	6,267
Andre Rison	5,633

Jones recorded 66 receiving yards in week one, which tied him for third on the franchise receiving yards list with Alfred Jenkins.

RECORD BREAKER

Julio Jones passed Antonio Brown's 2014 mark on the single-season receptions list last season.



M. Harrison:
143 rec.



J. Jones:
136 rec.

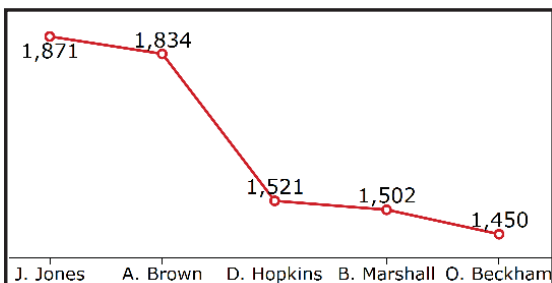


A. Brown:
136 rec.

He finished the season second on the NFL's single-season receptions list (136).

2015 RECEIVING LEADERS

Julio Jones was on a mission to prove that he was the top wide-out in 2015.



Jones finished the season ranked first in receiving yards, racking up 1,871 yards - a franchise record.

JULIO THE ROAD WARRIOR

Julio Jones has racked up more yards on the road (3,481) than he has at home.

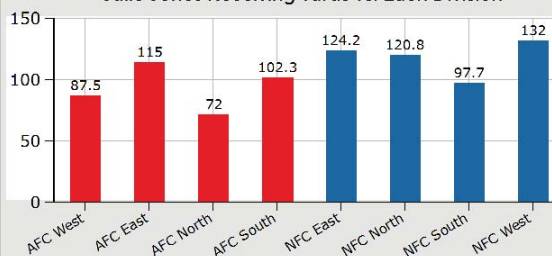


55.5%



55.5-percent of Julio Jones' receiving yards have come on the road.

Julio Jones Receiving Yards vs. Each Division



Jones also averages 87.5 receiving yards per game versus teams in the AFC West on the road.

CHASING GREATNESS

Last season, WR Julio Jones passed Jerry Rice for second all-time on the single season receiving yardage list.

Calvin Johnson	1,964
Julio Jones	1,871
Jerry Rice	1,848
Antonio Brown	1,834
Isaac Bruce	1,781

7 FRANCHISE RECORDS

- **1,871** - Most rec yds (single season, '15)
- **259** - Most receiving yards in a game
- **182** - Most receiving yards (playoff game)
- **136** - Most receptions (single season, '15)
- **959** - Most receiving yards (rookie)
- **8** - Most touchdown receptions (rookie)
- **9** - Most 100-yd rec gms in a season ('15)

24

DEVONTA FREEMAN

RUNNING BACK

FLORIDA STATE UNIVERSITY
3RD YEAR WITH FALCONS



HEIGHT:

5'8"

WEIGHT:

206

BIRTHDATE:

3/15/92

NFL EXP:

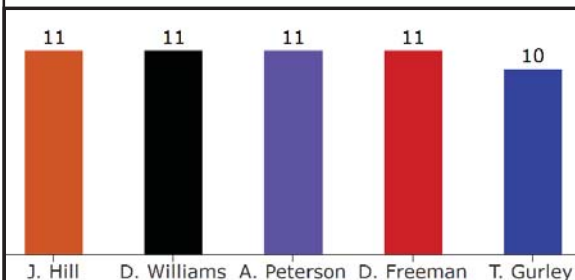
3 YRS

ACQUIRED:

D4-'14

ENDZONE KING

Devonta Freeman recorded 11 rushing touchdowns, which ranked him tied for first in the NFL last season.



Freeman became the sixth running back in franchise history to score 10-or-more rushing touchdowns in a single season.

QUICK SLANT

Run Free:

RB Devonta Freeman became the sixth running back in Falcons history to score 10-or-more rushing touchdowns in a single season, joining Michael Turner, Gerald Riggs, Jamal Anderson, William Andrews, and TJ Duckett.

COUNT ON ME

Devonta Freeman was very reliable at picking up the necessary yardage to keep drives going.

1st Downs	
Player	1st Downs
Julio Jones	93
Devonta Freeman	89
Antonio Brown	85
DeAndre Hopkins	83
Adrian Peterson	79

Freeman finished second in the NFL with 89 total first downs. 68 of those 89 first downs came on the ground, which was the second best mark in the NFL in 2015.

QUICK SLANT

Keep it Going:

RB Devonta Freeman is the first Falcons running back to have three straight 100-yard games since Michael Turner in 2009 (Week 8 – Week 10).

ENDLESS YARDS

Devonta Freeman recorded 1,634 total yards, which was the fifth best total in the NFL last season.



Freeman played a total of 774 snaps, which was the highest total in the NFL for a RB last season.

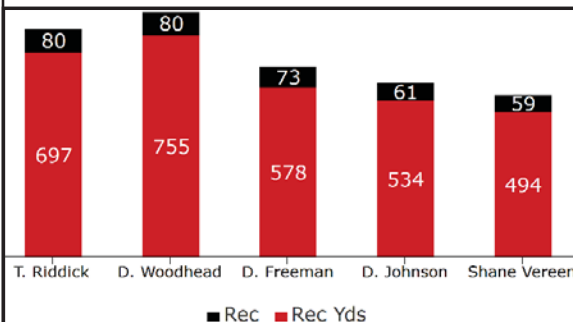
QUICK SLANT

Exclusive Club:

RB Devonta Freeman had three rushing touchdowns in Week 3 against the Dallas Cowboys, first time time a Falcons RB has had three TDs in a single game since 2010.

ALL AROUND BACK

Last season, Freeman spoke of being an every down back and being able to help out the team anyway possible.

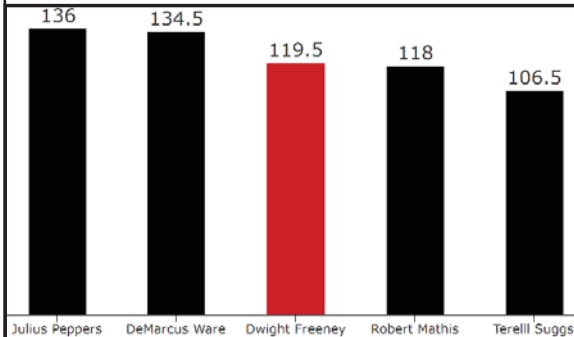


Freeman recorded 73 receptions for 578 yards, ranking him third in both categories among running backs last season.



SACK LEGEND

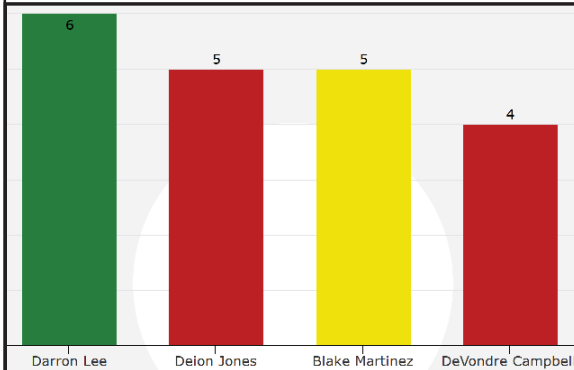
Newly signed defensive end, Dwight Freeney's 119.5 career sacks rank 19th in NFL history (sacks became an official stat in 1982).



Freeney ranks third among active sack leaders.

ROOKIE PARTNERS

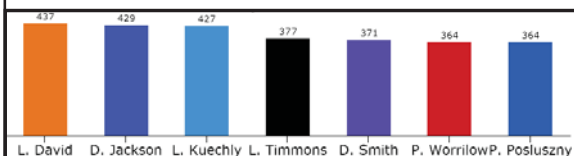
Rookie LBs Deion Jones and DeVondre Campbell were two of four rookie line-backers to play in week one.



The two rookie linebackers combined for nine solo tackles in week one versus the Bucs.


TOTAL TACKLES

Since 2013 linebacker Paul Worrlow has recorded 364 total tackles, which is sixth in the NFL during that time period.



NO FLY ZONE

CB Desmond Trufant was targeted 56 times last season, which was an NFL low. He only allowed 32 receptions (red), which was the third lowest total among cornerbacks last season.



In Week 2 against the New York Giants in 2015, Trufant was the only cornerback to play more than 50 snaps and not be thrown at the entire game, according to Pro Football Focus.

ALL-TIME ROOKIE SACKS

Rookie OLB Vic Beasley Jr. was the eighth overall pick for the Falcons in 2015.

Rookie Sacks

Player	Yr	Sks
Mike Pitts	'83	7
Aundray Bruce	'88	6
Marcus Cotton	'88	5
Mike Gann	'85	4.5
Vic Beasley	'15	4

Beasley Jr. recorded four sacks last season during his rookie year last season, which was the fifth most ever recorded by a Falcons rookie.

QUICK SLANT

Snaps:

According to PFF, Rookie LB Deion Jones and DeVondre Campbell played a combined 110 snaps in week one - Campbell (56), Jones (54). No other rookie LB played more than 50 snaps.

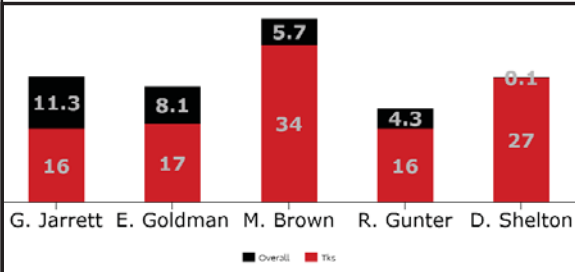


CB Desmond Trufant recorded the first turnover of the season for the Falcons in the first quarter versus the Bucs.



2015 ROOKIE STUDS

DT Grady Jarrett finished 2015 with a grade of 11.3 on Pro Football Focus, which was the highest grade among rookie defensive tackles last season.



PFF rated Jarrett the highest rated player on the Falcons last week versus the Bucs. (80.1)

NO BIG PLAYS

The Falcons secondary only allowed two touchdowns on pass attempts that were 21+ yards. That number ranked them second in the NFL in 2015.

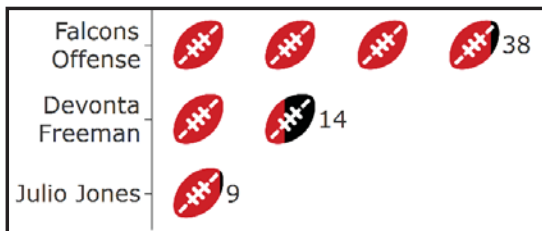
Opp. Passing Yds 21+ Yard Attempts

Team	Pass TDs	QB Rating
Raiders	1	32.1
Falcons	2	62.2
Buccaneers	2	66.3
Packers	2	69.8
Rams	3	58.2
Broncos	3	73.0
Eagles	3	68.1

According to Sports Radar, opposing quarterbacks had a 62.2 passer rating against the Falcons on passing attempts that were 21+ yards. That ranked the Falcons sixth in the league last season.

POURING IT IN

WR Julio Jones and RB Devonta Freeman scored a combined 23 of the team's 38 total touchdowns in 2015.



Freeman was tied for first in the NFL with 14 total touchdowns.

ALL-TIME POINTS LEADERS

K Matt Bryant scored 11 points in week one versus the Bucs, pushing his franchise number to 744 points.

All-Time Point Leaders

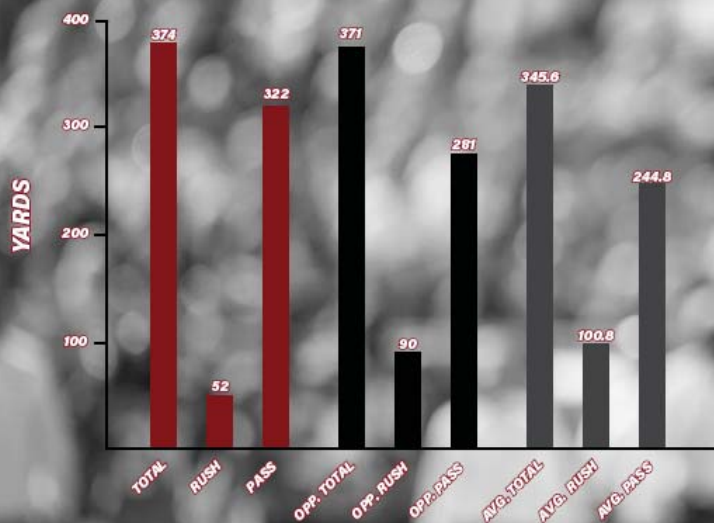
Player	Pts
Morten Anderson	806
Matt Bryant	744
Mick Luckhurst	558
Jay Feely	436
Norm Johnson	395

QUICK SLANT

Pick City:

CB Desmond Trufant is tied for first in the NFL in interceptions (1).

YARDS PER GAME





FALCONS DRAFT PICKS

The Atlanta Falcons selected six players in the 2016 NFL Draft, including Florida safety Keanu Neal (17th overall), Louisiana State linebacker Deion Jones (52nd overall), Stanford tight end Austin Hooper (81st overall), Minnesota linebacker De'Vondre Campbell (115th overall), San Jose State offensive lineman Wes Schweitzer (195th overall), and UCLA wide receiver Devin Fuller (238th overall).



Neal, 6-1, 216 pounds, started 19 of the 34 games he played in during his three years as a Gator. During his first year as a starter in 2014 he racked up 45 total tackles and three interceptions, which was the second highest total on the team. Two of those interceptions that season came against the University of Kentucky, which became a new career high for most interceptions in a game.

Jones, 6-1, 227 pounds, played in 51 games with 12 starts, with 11 of those starts coming last season during his senior year for the Tigers. Jones made the most of his senior season by leading LSU in tackles with 100. He recorded a total of 165 tackles, 21.0 tackles for loss, and 5.0 sacks during his career in Baton Rouge.

Hooper, 6-4, 254 pounds, played in 27 games in his two years as a Cardinal. He caught 74 passes for 937 yards and eight touchdowns during his career.

Campbell, 6-5, 239 pounds, played in 39 games with 27 starts during his three years with the Gophers. He finished his career at Minnesota with 208 tackles, 16 tackles for loss, and 6.5 sacks.

Schweitzer, 6-5, 314 pounds, played in 38 games for the Spartans, including 37 straight between 2013 and 2015. During his senior season, he blocked for a team that averaged 27.9 points per game, 182.9 rushing yards per game and 221.7 passing yards per game. He was one of four co-captains on last year's team and was a four-time academic all-conference honoree.

Fuller, 6-0, 200 pounds, saw action in 45 games during his four year tenure with UCLA. He racked up 146 catches for 1,322 yards, while also hauling in 10 touchdowns as a Bruin. Fuller's 146 career receptions ranked sixth on UCLA's all-time list. Fuller also saw action as a kickoff and punt returner, racking up 969 career return yards.

2016 FALCONS ROOKIE CLUB

<u>Round</u>	<u>Name</u>	<u>Pos.</u>	<u>College</u>	<u>Overall</u>
1st	Keanu Neal	S	Florida	17th
2nd	Deion Jones	LB	LSU	52nd
3rd	Austin Hooper	TE	Stanford	81st
4th	D.Campbell	LB	Minnesota	115th
6th	Wes Schweitzer	OL	San Jose State	195th
7th	Devin Fuller	WR	UCLA	238th

^ - The Falcons traded the 50th overall pick for the Houston Texans' 52nd and 195th overall picks

Entering its eighth year, the Atlanta Falcons Rookie Club will coordinate several community appearances for first-year players. The goal of the Atlanta Falcons Rookie Club is to provide opportunities for Falcons rookies to embrace and develop a great understanding of the importance of giving back to the community. In order to strengthen the club's partnership with UnitedHealthcare, Falcons draft classes are referred to as the Atlanta Falcons Rookie Club beginning with the players selected in the 2009 NFL Draft.



AN EYE FOR TALENT

In nine seasons as the Falcons General Manager, Thomas Dimitroff has crafted a roster built from cornerstone draft choices and key veteran free agents.

Falcons Roster Built Through Draft

2016			<u>Player</u>	<u>Round</u>
<u>Player</u>	<u>Round</u>		*CB Desmond Trufant	1st
S Keanu Neal	1st		*CB Robert Alford	2nd
*LB Deion Jones	2nd		*TE Levine Toilolo	4th
TE Austin Hooper	3rd		*S Kemal Ishmael	7th
*LB De'Vondre Campbell	4th			
G Wes Schweitzer	6th			
2015			<u>Player</u>	<u>Round</u>
<u>Player</u>	<u>Round</u>		*WR Julio Jones	1st
*LB Vic Beasley Jr.	1st		P Matt Boshier	6th
*CB Jalen Collins	2nd			
*RB Tevin Coleman	3rd			
*WR Justin Hardy	4th			
*DT Grady Jarrett	5th			
2014			<u>Player</u>	<u>Round</u>
<u>Player</u>	<u>Round</u>		*QB Matt Ryan	1st
*T Jake Matthews	1st			
*DE Ra'Shede Hageman	2nd			
*RB Devonta Freeman	4th			
2013				

	2011	
	<u>Player</u>	<u>Round</u>
	*WR Julio Jones	1st
	P Matt Boshier	6th
	2008	
	<u>Player</u>	<u>Round</u>
	*QB Matt Ryan	1st
	2005	
	<u>Player</u>	<u>Round</u>
	*DT J. Babineaux	2nd
	*- player has started at least one game.	

* - player has started at least one game.

FALCONS



Round # 1 Atlanta
 Name: Neal, Keanu
 Position: Safety
 School: Florida
 Overall: 17



MAN BEHIND THE CURTAIN

Since acquiring the Falcons in 2002, Owner & Chairman Arthur M. Blank has raised the bar and level of expectations for the Falcons in constructing a talented and creative team to lead his club both on and off the field.



Since Blank purchased the team, Atlanta has posted a 118-105-1 record, which is the sixth best in the NFC over that span. In the last seven seasons, the Falcons went 74-54, which is the eighth-best record in the NFL.

Winning Pct. Since '08

Team	W-L	Pct.
New England	97-32	.752
Green Bay	84-44-1	.655
Pittsburgh	83-46	.643
Indianapolis	79-50	.612
Denver	79-50	.612
Baltimore	78-51	.605
New Orleans	77-52	.597
Atlanta	74-55	.574

Under Blank, the Falcons have posted a .527 winning percentage, better than the .394 winning percentage that the franchise posted in the 35 years prior to Blank's purchase of the team.

Winning Pct. Since '02

Years	W-L	Pct.
2002-15	118-106-1	.524
1966-01	212-327-5	.394



MERCEDES-BENZ STADIUM

The Georgia World Congress Center Authority and Atlanta Falcons completed an agreement for a new retractable roof stadium to be built on the Georgia World Congress Center campus. Scheduled to open for the 2017 NFL season, the Mercedes-Benz Stadium will serve as the home of the Atlanta Falcons in addition to Atlanta's new MLS club, as well as conventions, and entertainment events.

The Authority and Falcons have created a long-term solution for the region, state and Falcons by agreeing to a new stadium on the Georgia World Congress Center campus. The new facility will allow the Falcons to provide a league-competitive game day experience for fans and ensure the city and state are able to retain major events currently held at the Georgia Dome as well as attract new marquee events to the region.

BLANK'S COMMITMENT

At the start of his tenure, Blank made a three-point commitment to Falcons fans which he maintains to day as the leader of the franchise.

Put a perennially-winning product on the field.



Under Blank, the Falcons have earned six postseason berths, including a trip to the NFC Championship Game in 2004 & 2012 and two NFC South Division crowns over the last five seasons. In 2010 & 2012, the Falcons posted an NFC-best 13-3 record.



Provide a great game day experience.

The Falcons and the Georgia World Congress Center invested \$53 million into enhancements inside and outside of the Georgia Dome, including new HD video boards, suite and club seat renovations, and red and black paint to give the Dome the look and feel of the home of the Falcons.

Have a winning team off the field and in the community.



One of the hallmarks of Blank's philosophy is giving back to the community. The Falcons' community outreach efforts are led by the Atlanta Falcons Youth Foundation (AFYF), the largest team-funded foundation in the NFL. Since 2002, the foundation has awarded more than \$16 million in grants to more than 700 non-profit organizations.

WESTSIDE WORKS


The Arthur M. Blank Family Foundation, in partnership with Construction Education Foundation of Georgia (CEFGA) and Integrity Community Development Corporation (Integrity CDC) will open Westside Works, a long-term neighborhood improvement program focused on creating employment opportunities and job training for residents of Westside communities.



Westside Works headquarters opened in June at the E.R. Carter School on Joseph E. Lowry Boulevard. For more information visit: www.westsideworks.org.

ATLANTA UNITED FC

Major League Soccer Commissioner Don Garber announced that Atlanta was awarded an expansion team that will begin play in 2017. Atlanta United FC is owned by Arthur Blank and will play at Mercedes-Benz Stadium currently under construction in downtown Atlanta.





MAN WITH A PLAN

Thomas Dimitroff is entering his ninth year as General Manager of the Atlanta Falcons. Since being hired in 2008, Dimitroff has selected several franchise cornerstones, including QB Matt Ryan, WR Julio Jones, LT Jake Matthews, CB Desmond Trufant, and RB Devonta Freeman. He has also added key veterans to the roster via free agency and trades like TE Jacob Tamme, C Alex Mack, and G Andy Levitre.

Dimitroff and Head Coach Dan Quinn are entering into the second year of their GM/HC partnership. They have continued to seek and craft a roster that highlights speed and physicality. Dimitroff re-signed core veterans DE Adrian Clayborn and LB Philip Wheeler. These players exemplified Quinn's fast and physical motto last season. Dimitroff also went out and added several players this offseason who would add substance to Quinn's program: DE Derrick Shelby, C Alex Mack, LB Sean Weatherspoon and OLB Courtney Upshaw.

DEEP DRAFTS

GM Thomas Dimitroff and the Falcons have a successful history of selecting players deep in the draft who go on to become key contributors to the team. In the last eight drafts, Atlanta has witnessed 48 players drafted in the second round or later compete in a combined 1,364 games.

Second Round:

2016 - LB Deion Jones
2015 - CB Jalen Collins
2014 - DE Ra'Shede Hageman
2013 - CB Robert Alford

Third Round:

2016 - TE Austin Hooper
2015 - RB Tevin Coleman

Fourth Round:

2016 - LB DeVondre Campbell
2015 - WR Justin Hardy
2014 - RB Devonta Freeman
2013 - TE Levine Toilolo

Fifth Round:

2015 - DT Grady Jarrett

Sixth Round:

2016 - G Wes Schweitzer
2011 - P Matt Boshier

Seventh Round:

2013 - S Kemal Ishmael

* - Players listed are currently on the Falcons roster.



CB Robert Alford is ranked tied for second in career interceptions among CB who were drafted in 2013

QUICK SLANT

Pick a Conference:

With 67 draft selections in eight years, GM Thomas Dimitroff has tapped into 15 conferences for players.

PRO BOWL FINDER

General Manager Thomas Dimitroff has drafted or signed seven current players that have made a Pro Bowl appearance. Those seven players have been to the Pro Bowl a combined 16 times.

Player	Pro Bowls	How Acquired
QB Matt Ryan	  	Draft '08 - 1 st round (3 rd overall)
WR Julio Jones	  	Draft '11 - 1 st round (6 th overall)
C Alex Mack	  	FA'15
RB Devonta Freeman		Draft '14 - 4 th round (103 rd overall)
CB Desmond Trufant		Draft '13 - 1 st round (22 nd overall)
FB Patrick DiMarco		Signed to Practice Squad '13

AN EYE FOR TALENT

Falcons General Manager Thomas Dimitroff worked his way up the NFL scouting ladder to become one of the NFL's most respected talent evaluators. Since Dimitroff overhauled Atlanta's roster in 2008, Falcons players have earned 23 trips to the Pro Bowl. Players acquired by Dimitroff represent 14 of those 23 trips, while his draft selections have earned seven trips to Hawaii.

Dimitroff's eye for talent extends beyond the NFL Draft to college players who go undrafted, also known as college free agents. The Falcons have three veteran players on their active roster who were originally signed by Atlanta as CFAs, including T Ryan Schraeder, and LB Paul Worrlow. In addition to those veteran players, S Robenson Therezie made the 53-man roster as a college free agent from Auburn last season, along with RB Terron Ward.

College Free Agents

2016

Player	College
*CB Brian Poole	Florida
^S S. Neasman	Florida Atlantic
^CB Devonte Johnson	Weber St.
^WR J.D. McKissic	Arkansas St.
*TE Joshua Perkins	Washington

2015

Player	College
*S Robenson Therezie	Auburn
*RB Terron Ward	Oregon St.

2013

Player	College
*T Ryan Schraeder	Valdosta St.
*LB Paul Worrlow	Delaware

2012

Player	College
*LS Josh Harris	Auburn

* - Active Roster
^ - Practice Squad

2016 Atlanta Falcons Alphabetical Roster

#	PLAYER	POS	H	W	Birthdate	EXP	COLLEGE	ACQUIRED	HOMETOWN
23	Alford, Robert	CB	5-10	186	11/1/88	4	Southeastern Louisiana	D2 '13	Hammond, LA
37	Allen, Ricardo	S	5-9	186	12/18/91	2	Purdue	D5a '14	Daytona Beach, FL
95	Babineaux, Jonathan	DT	6-2	300	10/12/81	12	Iowa	D2 '05	Port Arthur, TX
44	Beasley Jr., Vic	OLB	6-3	246	7/8/92	2	Clemson	D1 '15	Adairsville, GA
5	Bosher, Matt	P	6-0	208	10/18/87	6	Miami (Fla.)	D6 '11	Jupiter, FL
3	Bryant, Matt	K	5-9	203	5/29/75	15	Baylor	FA '09	Orange, TX
59	Campbell, De'Vondre	LB	6-3	234	7/1/93	R	Minnesota	D4 '16	Fort Myers, FL
65	Chester, Chris	G	6-3	303	1/12/83	11	Oklahoma	FA '16	Tustin, CA
99	Clayborn, Adrian	DE	6-3	280	7/6/88	6	Iowa	FA '15	St. Louis, MO
26	Coleman, Tevin	RB	6-1	210	4/16/93	2	Indiana	D3 '15	Tinley Park, IL
76	Compton, Tom	T	6-5	308	5/10/89	4	South Dakota	FA '16	Rosemount, MN
42	DiMarco, Patrick	FB	6-1	234	4/30/89	5	South Carolina	FA '13	Altamonte Springs, FL
24	Freeman, Devonta	RB	5-8	206	3/15/92	3	Florida State	D4a '14	Miami, FL
93	Freeney, Dwight	DE	6-1	268	2/19/80	15	Syracuse	FA '16	Hartford, CT
18	Gabriel, Taylor	WR	5-8	165	2/17/91	3	Abilene Christian	WA '16	Mesquite, TX
63	Garland, Ben	G	6-5	308	4/6/88	3	Air Force	FA '15	Grand Junction, CO
38	Goldson, Dashon	S	6-2	200	9/18/84	9	Washington	FA '16	Carson, CA
29	Goodwin, C.J.	CB	6-4	220	2/4/90	1	California (PA)	FA '15	Wheeling, WV
77	Hageman, Ra'Shede	DT	6-6	318	8/8/90	3	Minnesota	D2 '14	Minneapolis, MN
16	Hardy, Justin	WR	5-10	192	12/18/91	2	East Carolina	D4 '15	Vanceboro, NC
47	Harris, Josh	LS	6-1	240	4/27/89	5	Auburn	FA '12	Carrollton, GA
81	Hooper, Austin	TE	6-3	254	10/29/94	R	Stanford	D3 '16	San Ramon, CA
36	Ishmael, Kemal	S	6-0	206	5/6/91	4	Central Florida	D7a '13	Miami, FL
94	Jackson, Tyson	DE	6-4	296	6/6/86	8	Louisiana State	FA '14	Edgard, LA
97	Jarrett, Grady	DT	6-0	305	4/28/93	2	Clemson	D5 '15	Conyers, GA
45	Jones, Deion	LB	6-1	222	11/4/94	R	Louisiana State	D2 '16	New Orleans, LA
11	Jones, Julio	WR	6-3	220	2/8/89	6	Alabama	D1 '11	Foley, AL
67	Levitte, Andy	G	6-2	303	5/15/86	8	Oregon State	TR '15 (Ten)	Santa Cruz, CA
51	Mack, Alex	C	6-4	311	11/19/85	8	California	FA '16	Santa Barbara, CA
70	Matthews, Jake	T	6-5	309	2/11/92	3	Texas A&M	D1 '14	Missouri City, TX
22	Neal, Keanu	SS	6-0	211	7/26/95	R	Florida	D1 '16	Bushnell, FL
82	Perkins, Joshua	TE	6-3	223	8/5/93	R	Washington	CFA '16	Cerritos, CA
68	Person, Mike	G	6-4	300	6/17/88	6	Montana State	FA '15	Glendive, MT
34	Poole, Brian	CB	5-9	213	10/20/92	R	Florida	CFA '16	Bradenton, FL
50	Reed, Brooks	DE	6-3	254	2/28/87	6	Arizona	FA '15	Tucson, AZ
53	Reynolds, LaRoy	LB	6-1	240	11/3/90	4	Virginia	FA '16	Norfolk, VA
19	Robinson, Aldrick	WR	5-10	187	9/24/88	4	Southern Methodist	FA '16	Waxahachie, TX
2	Ryan, Matt	QB	6-4	217	5/17/85	9	Boston College	D1a '08	Exton, PA
12	Sanu, Mohamed	WR	6-2	210	10/22/89	5	Rutgers	FA '16	South Brunswick, NJ
8	Schaub, Matt	QB	6-6	245	6/25/81	13	Virginia	FA '16	Pittsburgh, PA
73	Schraeder, Ryan	T	6-7	300	5/4/88	4	Valdosta State	FA '13	Wichita, KS
71	Schweitzer, Wes	G	6-4	300	9/11/93	R	San Jose State	D6'16	Scottsdale, AR
90	Shelby, Derrick	DE	6-2	280	3/4/89	5	Utah	FA '16	Houston, TX
83	Tamme, Jacob	TE	6-3	230	3/15/85	9	Kentucky	FA '15	Lexington, KY
27	Therezie, Robenson	S	5-9	212	8/5/91	2	Auburn	FA '15	Miami, FL
80	Toilolo, Levine	TE	6-8	265	7/30/91	4	Stanford	D4b '13	La Mesa, CA
21	Trufant, Desmond	CB	6-0	190	9/10/90	4	Washington	D1 '13	Tacoma, WA
91	Upshaw, Courtney	DT	6-2	272	12/13/89	5	Alabama	FA '16	Eufaula, AL
28	Ward, Terron	RB	5-7	201	2/15/92	2	Oregon State	FA '15	Antioch, CA
56	Weatherspoon, Sean	LB	6-2	244	12/29/87	6	Missouri	FA '16	Jasper, TX
14	Weems, Eric	WR	5-9	195	7/4/85	10	Bethune-Cookman	FA '14	Ormond Beach, FL
41	Wheeler, Philip	LB	6-2	245	12/12/84	9	Georgia Tech	FA '16	Columbus, GA
55	WorriLOW, Paul	LB	6-0	230	5/1/90	4	Delaware	FA '13	Wilmington, DE

PRACTICE SQUAD

96	Capi, Nordly	DE	6-3	249	7/11/92	1	Akron	FA '16	Ocoee, FL
33	Johnson, Devonte	CB	5-10	180	1/3/93	R	Weber State	FA '16	Denver, CO
85	McKissic, J.D.	WR	5-10	187	10/15/93	R	Arkansas State	FA '16	Phenix City, AL
20	Neasman, Sharrod	S	5-11	213	10/14/91	R	Florida Atlantic	FA '16	Palmetto, FL
30	Olatoye, Deji	CB	6-1	205	7/20/91	1	North Carolina A&T	FA '16	Cleveland, OH
4	Simms, Matt	QB	6-3	210	9/27/88	5	Tennessee	FA '16	Franklin Lakes, NJ
35	Sims, Blake	RB	5-11	218	1/3/92	R	Alabama	FA '16	Gainesville, GA
86	Tialavea, D.J.	TE	6-4	260	7/27/91	3	Utah State	FA '16	West Jordan, UT
92	Vellano, Joe	DT	6-2	300	10/30/88	3	Maryland	FA '16	Albany, NY
15	Williams, Nick	WR	5-10	184	11/23/90	3	Connecticut	FA '16	East Windsor, NJ

RESERVE SUSPENDED

32	Collins, Jalen	CB	6-1	203	3/20/93	2	Louisiana State	D2 '15	Olive Branch, MS
----	----------------	----	-----	-----	---------	---	-----------------	--------	------------------

INJURED RESERVE

87	Fuller, Devin	WR	6-0	194	1/29/94	R	UCLA	D7 '16	Norwood, NJ
25	King, Akeem	CB	6-1	212	10/29/92	2	San Jose State	D7b '15	Nipomo, CA

COACHING STAFF

Dan Quinn (Head Coach), Raheem Morris (Asst. Head Coach/Wide Receivers), Kyle Shanahan (Offensive Coordinator), Richard Smith (Defensive Coordinator), Jesse Ackerman (Head Strength and Conditioning Coach), Keith Armstrong (Special Teams Coordinator), Jonas Beauchemin (Asst. Strength and Conditioning), Keith Carter (Asst. Offensive Bryan Cox (Defensive Line), Wade Harman (Tight Ends), Jerome Henderson (Passing Game Coordinator) Matt LaFleur (Quarterbacks), Mike LaFleur (Offensive Assistant), Doug Mallory (Def. Assistant/DBs), Mike McDaniel (Offensive Assistant), Chris Morgan (Offensive Line), A.J. Neibel (Athletic Performance Manager), Marquand Manuel (Secondary/Sr. Def. Assistant), Eric Sutulovich (Asst. Special Teams), Bobby Turner (Running Backs), Jeff Ulbrich (Linebackers), Chad Walker (Def. Assistant/LBs)

2016 Atlanta Falcons Numerical Roster

#	PLAYER	POS	H	W	AGE	EXP	COLLEGE	ACQUIRED	HOMETOWN
2	Matt Ryan	QB	6-4	217	5/17/85	9	Boston College	D1a '08	Exton, PA
3	Matt Bryant	K	5-9	203	5/29/75	15	Baylor	FA '09	Orange, TX
5	Matt Bosher	P	6-0	208	10/18/87	6	Miami (Fla.)	D6 '11	Jupiter, FL
8	Matt Schaub	QB	6-6	245	6/25/81	13	Virginia	FA '16	Pittsburgh, PA
11	Julio Jones	WR	6-3	220	2/8/89	6	Alabama	D1 '11	Foley, AL
12	Mohamed Sanu	WR	6-2	210	10/22/89	5	Rutgers	FA '16	South Brunswick, NJ
14	Eric Weems	WR	5-9	195	7/4/85	10	Bethune-Cookman	FA '14	Ormond Beach, FL
16	Justin Hardy	WR	5-10	192	12/18/91	2	East Carolina	D4 '15	Vanceboro, NC
18	Taylor Gabriel	WR	5-8	165	2/17/91	3	Abilene Christian	WA '16	Mesquite, TX
19	Aldrick Robinson	WR	5-10	187	9/24/88	4	Southern Methodist	FA '16	Waxahachie, TX
21	Desmond Trufant	CB	6-0	190	9/10/90	4	Washington	D1 '13	Tacoma, WA
22	Keanu Neal	SS	6-0	211	7/26/95	R	Florida	D1 '16	Bushnell, FL
23	Robert Alford	CB	5-10	186	11/1/88	4	Southeastern Louisiana	D2 '13	Hammond, LA
24	Devonta Freeman	RB	5-8	206	3/15/92	3	Florida State	D4a '14	Miami, FL
26	Tevin Coleman	RB	6-1	210	4/16/93	2	Indiana	D3 '15	Tinley Park, IL
27	Robenson Therezie	S	5-9	212	8/5/91	2	Auburn	FA '15	Miami, FL
28	Terron Ward	RB	5-7	201	2/15/92	2	Oregon State	FA '15	Antioch, CA
29	C.J. Goodwin	CB	6-4	220	2/4/90	1	California (PA)	FA '15	Wheeling, WV
34	Brian Poole	CB	5-9	213	10/20/92	R	Florida	CFA '16	Bradenton, FL
36	Kemal Ishmael	S	6-0	206	5/6/91	4	Central Florida	D7a '13	Miami, FL
37	Ricardo Allen	S	5-9	186	12/18/91	2	Purdue	D5a '14	Daytona Beach, FL
38	Dashon Goldson	S	6-2	200	9/18/84	9	Washington	FA '16	Carson, CA
41	Philip Wheeler	LB	6-2	245	12/12/84	9	Georgia Tech	FA '16	Columbus, GA
42	Patrick DiMarco	FB	6-1	234	4/30/89	5	South Carolina	FA '13	Altamonte Springs, FL
44	Vic Beasley Jr.	OLB	6-3	246	7/8/92	2	Clemson	D1 '15	Adairsville, GA
45	Deion Jones	LB	6-1	222	11/4/94	R	Louisiana State	D2 '16	New Orleans, LA
47	Josh Harris	LS	6-1	240	4/27/89	5	Auburn	FA '12	Carrollton, GA
50	Brooks Reed	DE	6-3	254	2/28/87	6	Arizona	FA '15	Tucson, AZ
51	Alex Mack	C	6-4	311	11/19/85	8	California	FA '16	Santa Barbara, CA
53	LaRoy Reynolds	LB	6-1	240	11/3/90	4	Virginia	FA '16	Norfolk, VA
55	Paul Worrlow	LB	6-0	230	5/1/90	4	Delaware	FA '13	Wilmington, DE
56	Sean Weatherspoon	LB	6-2	244	12/29/87	6	Missouri	FA '16	Jasper, TX
59	De'Vondre Campbell	LB	6-3	234	7/1/93	R	Minnesota	D4 '16	Fort Myers, FL
63	Ben Garland	G	6-5	308	4/6/88	3	Air Force	FA '15	Grand Junction, CO
65	Chris Chester	G	6-3	303	1/12/83	11	Oklahoma	FA '16	Tustin, CA
67	Andy Levitre	G	6-2	303	5/15/86	8	Oregon State	TR '15 (Ten)	Santa Cruz, CA
68	Mike Person	G	6-4	300	6/17/88	6	Montana State	FA '15	Glendive, MT
70	Jake Matthews	T	6-5	309	2/11/92	3	Texas A&M	D1 '14	Missouri City, TX
71	Wes Schweitzer	G	6-4	300	9/11/93	R	San Jose State	D6' 16	Scottsdale, AR
73	Ryan Schraeder	T	6-7	300	5/4/88	4	Valdosta State	FA '13	Wichita, KS
76	Tom Compton	T	6-5	308	5/10/89	4	South Dakota	FA '16	Rosemount, MN
77	Ra'Shede Hageman	DT	6-6	318	8/8/90	3	Minnesota	D2 '14	Minneapolis, MN
80	Levine Toilolo	TE	6-8	265	7/30/91	4	Stanford	D4b '13	La Mesa, CA
81	Austin Hooper	TE	6-3	254	10/29/94	R	Stanford	D3 '16	San Ramon, CA
82	Joshua Perkins	TE	6-3	223	8/5/93	9	Washington	CFA '16	Cerritos, CA
83	Jacob Tamme	TE	6-3	230	3/15/85	R	Kentucky	FA '15	Lexington, KY
90	Derrick Shelby	DE	6-2	280	3/4/89	5	Utah	FA '16	Houston, TX
91	Courtney Upshaw	DT	6-2	272	12/13/89	5	Alabama	FA '16	Eufaula, AL
93	Dwight Freeney	DE	6-1	268	2/19/80	15	Syracuse	FA '16	Hartford, CT
94	Tyson Jackson	DE	6-4	296	6/6/86	8	Louisiana State	FA '14	Edgard, LA
95	Jonathan Babineaux	DT	6-2	300	10/12/81	12	Iowa	D2 '05	Port Arthur, TX
97	Grady Jarrett	DT	6-0	305	4/28/93	2	Clemson	D5 '15	Conyers, GA
99	Adrian Clayborn	DE	6-3	280	7/6/88	6	Iowa	FA '15	St. Louis, MO

PRACTICE SQUAD

4	Matt Simms	QB	6-3	210	9/27/88	5	Tennessee	FA '16	Franklin Lakes, NJ
15	Nick Williams	WR	5-10	184	11/23/90	3	Connecticut	FA '16	East Windsor, NJ
20	Sharrod Neasman	S	5-11	213	10/14/91	R	Florida Atlantic	FA '16	Palmetto, FL
30	Deji Olatoye	CB	6-1	205	7/20/91	2	North Carolina A&T	FA '16	Cleveland, OH
33	Devonte Johnson	CB	5-10	180	1/3/93	R	Weber State	FA '16	Denver, CO
35	Blake Sims	RB	5-11	218	1/3/92	R	Alabama	FA '16	Gainesville, GA
85	J.D. McKissic	WR	5-10	187	10/15/93	R	Arkansas State	FA '16	Phenix City, AL
86	D.J. Tialavea	TE	6-4	260	7/27/91	3	Utah State	FA '16	West Jordan, UT
92	Joe Vellano	DT	6-2	300	10/30/88	3	Maryland	FA '16	Albany, NY
96	Nordly Capi	DE	6-3	249	7/11/92	1	Akron	FA '16	Ocoee, FL

RESERVE SUSPENDED

32	Jalen Collins	CB	6-1	203	3/20/93	2	Louisiana State	D2 '15	Olive Branch, MS
----	---------------	----	-----	-----	---------	---	-----------------	--------	------------------

INJURED RESERVE

25	Akeem King	CB	6-1	212	10/29/92	2	San Jose State	D7b '15	Nipomo, CA
87	Devin Fuller	WR	6-0	194	1/29/94	R	UCLA	D7 '16	Norwood, NJ

COACHING STAFF

Dan Quinn (Head Coach), Raheem Morris (Asst. Head Coach/Wide Receivers), Kyle Shanahan (Offensive Coordinator), Richard Smith (Defensive Coordinator), Jesse Ackerman (Head Strength and Conditioning Coach), Keith Armstrong (Special Teams Coordinator), Jonas Beauchemin (Asst. Strength and Conditioning), Keith Carter (Asst. Offensive), Bryan Cox (Defensive Line), Wade Harman (Tight Ends), Jerome Henderson (Passing Game Coordinator), Matt LaFleur (Quarterbacks), Mike LaFleur (Offensive Assistant), Doug Mallory (Def. Assistant/DBs), Mike McDaniel (Offensive Assistant), Chris Morgan (Offensive Line), A.J. Neibel (Athletic Performance Manager), Marquand Manuel (Secondary/Sr. Def. Assistant), Eric Sutulovich (Asst. Special Teams), Bobby Turner (Running Backs), Jeff Ulbrich (Linebackers), Chad Walker (Def. Assistant/LBs)

2016 Atlanta Falcons Roster By Experience

#	PLAYER	POS	H	W	Birthdate	EXP	COLLEGE	ACQUIRED	HOMETOWN
93	Freeney, Dwight	DE	6-1	268	2/19/80	15	Syracuse	FA '16	Hartford, CT
3	Bryant, Matt	K	5-9	203	5/29/75	15	Baylor	FA '09	Orange, TX
8	Schaub, Matt	QB	6-6	245	6/25/81	13	Virginia	FA '16	Pittsburgh, PA
95	Babineaux, Jonathan	DT	6-2	300	10/12/81	12	Iowa	D2 '05	Port Arthur, TX
65	Chester, Chris	G	6-3	303	1/12/83	11	Oklahoma	FA '16	Tustin, CA
14	Weems, Eric	WR	5-9	195	7/4/85	10	Bethune-Cookman	FA '14	Ormond Beach, FL
83	Tamme, Jacob	TE	6-3	230	3/15/85	9	Kentucky	FA '15	Lexington, KY
41	Wheeler, Philip	LB	6-2	245	12/12/84	9	Georgia Tech	FA '16	Columbus, GA
38	Goldson, Dashon	S	6-2	200	9/18/84	9	Washington	FA '16	Carson, CA
2	Ryan, Matt	QB	6-4	217	5/17/85	9	Boston College	D1a '08	Exton, PA
94	Jackson, Tyson	DE	6-4	296	6/6/86	8	Louisiana State	FA '14	Edgard, LA
67	Levitre, Andy	G	6-2	303	5/15/86	8	Oregon State	TR '15 (Ten)	Santa Cruz, CA
51	Mack, Alex	C	6-4	311	11/19/85	8	California	FA '16	Santa Barbara, CA
99	Clayborn, Adrian	DE	6-3	280	7/6/88	6	Iowa	FA '15	St. Louis, MO
68	Person, Mike	G	6-4	300	6/17/88	6	Montana State	FA '15	Glendive, MT
56	Weatherspoon, Sean	LB	6-2	244	12/29/87	6	Missouri	FA '16	Jasper, TX
50	Reed, Brooks	DE	6-3	254	2/28/87	6	Arizona	FA '15	Tucson, AZ
11	Jones, Julio	WR	6-3	220	2/8/89	6	Alabama	D1 '11	Foley, AL
5	Bosher, Matt	P	6-0	208	10/18/87	6	Miami (Fla.)	D6 '11	Jupiter, FL
91	Upshaw, Courtney	DT	6-2	272	12/13/89	5	Alabama	FA '16	Eufaula, AL
90	Shelby, Derrick	DE	6-2	280	3/4/89	5	Utah	FA '16	Houston, TX
47	Harris, Josh	LS	6-1	240	4/27/89	5	Auburn	FA '12	Carrollton, GA
42	DiMarco, Patrick	FB	6-1	234	4/30/89	5	South Carolina	FA '13	Altamonte Springs, FL
12	Sanu, Mohamed	WR	6-2	210	10/22/89	5	Rutgers	FA '16	South Brunswick, NJ
80	Toilolo, Levine	TE	6-8	265	7/30/91	4	Stanford	D4b '13	La Mesa, CA
76	Compton, Tom	T	6-5	308	5/10/89	4	South Dakota	FA '16	Rosemount, MN
73	Schraeder, Ryan	T	6-7	300	5/4/88	4	Valdosta State	FA '13	Wichita, KS
55	Worrlow, Paul	LB	6-0	230	5/1/90	4	Delaware	FA '13	Wilmington, DE
53	Reynolds, LaRoy	LB	6-1	240	11/3/90	4	Virginia	FA '16	Norfolk, VA
36	Ishmael, Kemal	S	6-0	206	5/6/91	4	Central Florida	D7a '13	Miami, FL
23	Alford, Robert	CB	5-10	186	11/1/88	4	Southeastern Louisiana	D2 '13	Hammond, LA
21	Trufant, Desmond	CB	6-0	190	9/10/90	4	Washington	D1 '13	Tacoma, WA
19	Robinson, Aldrick	WR	5-10	187	9/24/88	4	Southern Methodist	FA '16	Waxahachie, TX
77	Hageman, Ra'Shede	DT	6-6	318	8/8/90	3	Minnesota	D2 '14	Minneapolis, MN
70	Matthews, Jake	T	6-5	309	2/11/92	3	Texas A&M	D1 '14	Missouri City, TX
63	Garland, Ben	G	6-5	308	4/6/88	3	Air Force	FA '15	Grand Junction, CO
18	Gabriel, Taylor	WR	5-8	165	2/17/91	3	Abilene Christian	WA '16	Mesquite, TX
24	Freeman, Devonta	RB	5-8	206	3/15/92	3	Florida State	D4a '14	Miami, FL
97	Jarrett, Grady	DT	6-0	305	4/28/93	2	Clemson	D5 '15	Conyers, GA
44	Beasley Jr., Vic	OLB	6-3	246	7/8/92	2	Clemson	D1 '15	Adairsville, GA
37	Allen, Ricardo	S	5-9	186	12/18/91	2	Purdue	D5a '14	Daytona Beach, FL
28	Ward, Terron	RB	5-7	201	2/15/92	2	Oregon State	FA '15	Antioch, CA
27	Therezie, Robenson	S	5-9	212	8/5/91	2	Auburn	FA '15	Miami, FL
26	Coleman, Tevin	RB	6-1	210	4/16/93	2	Indiana	D3 '15	Tinley Park, IL
16	Hardy, Justin	WR	5-10	192	12/18/91	2	East Carolina	D4 '15	Vanceboro, NC
29	Goodwin, C.J.	CB	6-4	220	2/4/90	1	California (PA)	FA '15	Wheeling, WV
59	Campbell, De'Vondre	LB	6-3	234	7/1/93	R	Minnesota	D4 '16	Fort Myers, FL
81	Hooper, Austin	TE	6-3	254	10/29/94	R	Stanford	D3 '16	San Ramon, CA
45	Jones, Deion	LB	6-1	222	11/4/94	R	Louisiana State	D2 '16	New Orleans, LA
22	Neal, Keanu	SS	6-0	211	7/26/95	R	Florida	D1 '16	Bushnell, FL
82	Perkins, Joshua	TE	6-3	223	8/5/93	R	Washington	CFA '16	Cerritos, CA
34	Poole, Brian	CB	5-9	213	10/20/92	R	Florida	CFA '16	Bradenton, FL
71	Schweitzer, Wes	G	6-4	300	9/11/93	R	San Jose State	D6' 16	Scottsdale, AR

PRACTICE SQUAD

4	Simms, Matt	QB	6-3	210	9/27/88	5	Tennessee	FA '16	Franklin Lakes, NJ
86	Tialavea, D.J.	TE	6-4	260	7/27/91	3	Utah State	FA '16	West Jordan, UT
92	Vellano, Joe	DT	6-2	300	10/30/88	3	Maryland	FA '16	Albany, NY
15	Williams, Nick	WR	5-10	184	11/23/90	3	Connecticut	FA '16	East Windsor, NJ
96	Capi, Nordly	DE	6-3	249	7/11/92	1	Akron	FA '16	Ocoee, FL
30	Olatoye, Deji	CB	6-1	205	7/20/91	1	North Carolina A&T	FA '16	Cleveland, OH
33	Johnson, Devonte	CB	5-10	180	1/3/93	R	Weber State	FA '16	Denver, CO
85	McKissic, J.D.	WR	5-10	187	10/15/93	R	Arkansas State	FA '16	Phenix City, AL
20	Neasman, Sharrod	S	5-11	213	10/14/91	R	Florida Atlantic	FA '16	Palmetto, FL
35	Sims, Blake	RB	5-11	218	1/3/92	R	Alabama	FA '16	Gainesville, GA

RESERVE SUSPENDED

32	Collins, Jalen	CB	6-1	203	3/20/93	2	Louisiana State	D2 '15	Olive Branch, MS
----	----------------	----	-----	-----	---------	---	-----------------	--------	------------------

INJURED RESERVE

25	King, Akeem	CB	6-1	212	10/29/92	2	San Jose State	D7b '15	Nipomo, CA
87	Fuller, Devin	WR	6-0	194	1/29/94	R	UCLA	D7 '16	Norwood, NJ

COACHING STAFF

Dan Quinn (Head Coach), Raheem Morris (Asst. Head Coach/Wide Receivers), Kyle Shanahan (Offensive Coordinator), Richard Smith (Defensive Coordinator), Jesse Ackerman (Head Strength and Conditioning Coach), Keith Armstrong (Special Teams Coordinator), Jonas Beauchemin (Asst. Strength and Conditioning), Keith Carter (Asst. Offensive Line), Bryan Cox (Defensive Line), Wade Harman (Tight Ends), Jerome Henderson (Passing Game Coordinator) Matt LaFleur (Quarterbacks), Mike LaFleur (Offensive Assistant), Doug Mallory (Def. Assistant/DBs), Mike McDaniel (Offensive Assistant), Chris Morgan (Offensive Line), A.J. Neibel (Athletic Performance Manager), Marquand Manuel (Secondary/Sr. Def. Assistant), Eric Sutulovich (Asst. Special Teams), Bobby Turner (Running Backs), Jeff Ulbrich (Linebackers), Chad Walker (Def. Assistant/LBs)

2016 Atlanta Falcons By Position Roster

#	PLAYER	POS	H	W	Birthdate	EXP	COLLEGE	ACQUIRED	HOMETOWN
<u>QUARTERBACKS</u>									
2	Ryan, Matt	QB	6-4	217	5/17/85	9	Boston College	D1a '08	Exton, PA
8	Schaub, Matt	QB	6-6	245	6/25/81	13	Virginia	FA '16	Pittsburgh, PA
<u>RUNNING BACKS</u>									
26	Coleman, Tevin	RB	6-1	210	4/16/93	2	Indiana	D3 '15	Tinley Park, IL
42	DiMarco, Patrick	FB	6-1	234	4/30/89	5	South Carolina	FA '13	Altamonte Springs, FL
24	Freeman, Devonta	RB	5-8	206	3/15/92	3	Florida State	D4a '14	Miami, FL
28	Ward, Terron	RB	5-7	201	2/15/92	2	Oregon State	FA '15	Antioch, CA
<u>WIDE RECEIVERS</u>									
18	Gabriel, Taylor	WR	5-8	165	2/17/91	3	Abilene Christian	WA '16	Mesquite, TX
16	Hardy, Justin	WR	5-10	192	12/18/91	2	East Carolina	D4 '15	Vanceboro, NC
11	Jones, Julio	WR	6-3	220	2/8/89	6	Alabama	D1 '11	Foley, AL
19	Robinson, Aldrick	WR	5-10	187	9/24/88	4	Southern Methodist	FA '16	Waxahachie, TX
12	Sanu, Mohamed	WR	6-2	210	10/22/89	5	Rutgers	FA '16	South Brunswick, NJ
14	Weems, Eric	WR	5-9	195	7/4/85	10	Bethune-Cookman	FA '14	Ormond Beach, FL
<u>TIGHT ENDS</u>									
81	Hooper, Austin	TE	6-3	254	10/29/94	R	Stanford	D3 '16	San Ramon, CA
82	Perkins, Joshua	TE	6-3	223	8/5/93	R	Washington	CFA '16	Cerritos, CA
83	Tamme, Jacob	TE	6-3	230	3/15/85	9	Kentucky	FA '15	Lexington, KY
80	Toilolo, Levine	TE	6-8	265	7/30/91	4	Stanford	D4b '13	La Mesa, CA
<u>OFFENSIVE LINE</u>									
65	Chester, Chris	G	6-3	303	1/12/83	11	Oklahoma	FA '16	Tustin, CA
76	Compton, Tom	T	6-5	308	5/10/89	4	South Dakota	FA '16	Rosemount, MN
63	Garland, Ben	G	6-5	308	4/6/88	3	Air Force	FA '15	Grand Junction, CO
67	Levitte, Andy	G	6-2	303	5/15/86	8	Oregon State	TR '15 (Ten)	Santa Cruz, CA
51	Mack, Alex	C	6-4	311	11/19/85	8	California	FA '16	Santa Barbara, CA
70	Matthews, Jake	T	6-5	309	2/11/92	3	Texas A&M	D1 '14	Missouri City, TX
68	Person, Mike	G	6-4	300	6/17/88	6	Montana State	FA '15	Glendive, MT
73	Schraeder, Ryan	T	6-7	300	5/4/88	4	Valdosta State	FA '13	Wichita, KS
71o	Schweitzer, Wes	G	6-4	300	9/11/93	R	San Jose State	D6' 16	Scottsdale, AR
<u>DEFENSIVE LINE</u>									
95	Babineaux, Jonathan	DT	6-2	300	10/12/81	12	Iowa	D2 '05	Port Arthur, TX
99	Clayborn, Adrian	DE	6-3	280	7/6/88	6	Iowa	FA '15	St. Louis, MO
93	Freeney, Dwight	DE	6-1	268	2/19/80	15	Syracuse	FA '16	Hartford, CT
77	Hageman, Ra'Shede	DT	6-6	318	8/8/90	3	Minnesota	D2 '14	Minneapolis, MN
94	Jackson, Tyson	DE	6-4	296	6/6/86	8	Louisiana State	FA '14	Edgard, LA
97	Jarrett, Grady	DT	6-0	305	4/28/93	2	Clemson	D5 '15	Conyers, GA
50	Reed, Brooks	DE	6-3	254	2/28/87	6	Arizona	FA '15	Tucson, AZ
90	Shelby, Derrick	DE	6-2	280	3/4/89	5	Utah	FA '16	Houston, TX
91	Upshaw, Courtney	DT	6-2	272	12/13/89	5	Alabama	FA '16	Eufaula, AL
<u>LINEBACKERS</u>									
44	Beasley Jr., Vic	OLB	6-3	246	7/8/92	2	Clemson	D1 '15	Adairsville, GA
59	Campbell, De'Vondre	LB	6-3	234	7/1/93	R	Minnesota	D4 '16	Fort Myers, FL
45	Jones, Deion	LB	6-1	222	11/4/94	R	Louisiana State	D2 '16	New Orleans, LA
53	Reynolds, LaRoy	LB	6-1	240	11/3/90	4	Virginia	FA '16	Norfolk, VA
46	Weatherspoon, Sean	LB	6-2	244	12/29/87	6	Missouri	FA '16	Jasper, TX
51	Wheeler, Philip	LB	6-2	245	12/12/84	9	Georgia Tech	FA '16	Columbus, GA
55	Worrlow, Paul	LB	6-0	230	5/1/90	4	Delaware	FA '13	Wilmington, DE
<u>DEFENSIVE BACKS</u>									
23	Alford, Robert	CB	5-10	186	11/1/88	4	Southeastern Louisiana	D2 '13	Hammond, LA
37	Allen, Ricardo	S	5-9	186	12/18/91	2	Purdue	D5a '14	Daytona Beach, FL
38	Goldson, Dashon	S	6-2	200	9/18/84	9	Washington	FA '16	Carson, CA
29	Goodwin, C.J.	CB	6-4	220	2/4/90	1	California (PA)	FA '15	Wheeling, WV
36	Ishmael, Kemal	S	6-0	206	5/6/91	4	Central Florida	D7a '13	Miami, FL
22	Neal, Keanu	S	6-0	211	7/26/95	R	Florida	D1 '16	Bushnell, FL
34	Poole, Brian	CB	5-9	213	10/20/92	R	Florida	CFA '16	Bradenton, FL
27	Therezie, Robenson	S	5-9	212	8/5/91	2	Auburn	FA '15	Miami, FL
21	Trufant, Desmond	CB	6-0	190	9/10/90	4	Washington	D1 '13	Tacoma, WA
<u>SPECIALISTS</u>									
5	Bosher, Matt	P	6-0	208	10/18/87	6	Miami (Fla.)	D6 '11	Jupiter, FL
3	Bryant, Matt	K	5-9	203	5/29/75	14	Baylor	FA '09	Orange, TX
47	Harris, Josh	LS	6-1	240	4/27/89	5	Auburn	FA '12	Carrollton, GA
<u>PRACTICE SQUAD</u>									
96	Capi, Nordly	DE	6-3	249	7/11/92	1	Akron	FA '16	Ocoee, FL
33	Johnson, Devonte	CB	5-10	180	1/3/93	R	Weber State	FA '16	Denver, CO
85	McKissic, J.D.	WR	5-10	187	10/15/93	R	Arkansas State	FA '16	Phenix City, AL
20	Neasman, Sharrod	S	5-11	213	10/14/91	R	Florida Atlantic	FA '16	Palmetto, FL
30	Olatoye, Deji	CB	6-1	205	7/20/91	1	North Carolina A&T	FA '16	Cleveland, OH
4	Simms, Matt	QB	6-3	210	9/27/88	5	Tennessee	FA '16	Franklin Lakes, NJ
35	Sims, Blake	RB	5-11	218	1/3/92	R	Alabama	FA '16	Gainesville, GA
86	Tialavea, D.J.	TE	6-4	260	7/27/91	3	Utah State	FA '16	West Jordan, UT
92	Vellano, Joe	DT	6-2	300	10/30/88	3	Maryland	FA '16	Albany, NY
15	Williams, Nick	WR	5-10	184	11/23/90	3	Connecticut	FA '16	East Windsor, NJ
<u>RESERVE SUSPENDED</u>									
32	Collins, Jalen	CB	6-1	203	3/20/93	2	Louisiana State	D2 '15	Olive Branch, MS
<u>INJURED RESERVE</u>									
25	King, Akeem	CB	6-1	212	10/29/92	2	San Jose State	D7b '15	Nipomo, CA
87	Fuller, Devin	WR	6-0	194	1/29/94	R	UCLA	D7 '16	Norwood, NJ

COACHING STAFF

Dan Quinn (Head Coach), Raheem Morris (Asst. Head Coach/Wide Receivers), Kyle Shanahan (Offensive Coordinator), Richard Smith (Defensive Coordinator), Jesse Ackerman (Head Strength and Conditioning Coach), Keith Armstrong (Special Teams Coordinator), Jonas Beauchemin (Asst. Strength and Conditioning), Keith Carter (Asst. Offensive Line), Bryan Cox (Defensive Line), Wade Harman (Tight Ends), Jerome Henderson (Passing Game Coordinator) Matt LaFleur (Quarterbacks), Mike LaFleur (Offensive Assistant), Doug Mallory (Def. Assistant/DBs), Mike McDaniel (Offensive Assistant), Chris Morgan (Offensive Line), A.J. Neibel (Athletic Performance Manager), Marquand Manuel (Secondary/Sr. Def. Assistant), Eric Sutulovich (Asst. Special Teams), Bobby Turner (Running Backs), Jeff Ulbrich (Linebackers), Chad Walker (Def. Assistant/LBs)

2016 Atlanta Falcons Pronunciation Guide

PLAYER		PRONUNCIATION
Matt Boshier		BOSH-er
De'Vondre Campbell		Da-Von-Dre
Devonta Freeman		Devon-TAY
Ra'Shede Hageman		RA-sheed / Hāig-men
Andy Levitre		La-Vee-Tree
Aldrick Robinson		ALL-drick
Robenson Therezie		Tha-ree-zee
Jacob Tamme		Tam-me
Levine Toilolo		La-Veen / Toy-low-low
Terron Ward		tur-RON
Paul Worrilow		Worr-low



OFFENSE

WR 11 Julio Jones	16 Justin Hardy	14 Eric Weems	
LT 70 Jake Matthews	76 Tom Compton		
LG 67 Andy Levitre	68 Mike Person		
C 51 Alex Mack	63 Ben Garland		
RG 65 Chris Chester	71 Wes Schweitzer		
RT 73 Ryan Schraeder	76 Tom Compton		
TE 83 Jacob Tamme	81 Austin Hooper	80 Levine Toilolo	82 Joshua Perkins
WR 12 Mohamed Sanu	19 Aldrick Robinson	18 Taylor Gabriel	
QB 2 Matt Ryan	8 Matt Schaub		
RB 24 Devonta Freeman	26 Tevin Coleman	28 Terron Ward	
FB 42 Patrick DiMarco			

DEFENSE

DE 50 Brooks Reed	99 Adrian Clayborn	93 Dwight Freeney	
DT 95 Jonathan Babineaux	90 Derrick Shelby		
DT 97 Grady Jarrett	91 Courtney Upshaw		
DE 94 Tyson Jackson	77 Ra'Shede Hageman		
LB 44 Vic Beasley Jr.	41 Philip Wheeler		
LB 45 Deion Jones	55 Paul Worrlow	53 LaRoy Reynolds	
LB 59 De'Vondre Campbell	56 Sean Weatherspoon		
CB 23 Robert Alford	29 C.J. Goodwin		
CB 21 Desmond Trufant	34 Brian Poole		
S 37 Ricardo Allen	27 Robenson Therezie		
S 36 Kemal Ishmael	38 Dashon Goldson	22 Keanu Neal	

SPECIALISTS

K 3 Matt Bryant	
KO 5 Matt Boshier	
P 5 Matt Boshier	
KR 26 Tevin Coleman	14 Eric Weems
PR 14 Eric Weems	16 Justin Hardy
LS 47 Josh Harris	
H 5 Matt Boshier	

Won 0, Lost 1

9/11/2016 L 24- 31

Tampa Bay
Buccaneers

Atlanta Opponent

Total First Downs	19	20						
Rushing	2	5						
Passing	16	12						
Penalty	1	3						
3rd Down: Made/Att	3/13	3/10						
3rd Down Pct.	23.1%	30.0%						
4th Down: Made/Att	1/2	0/0						
4th Down Pct.	50.0%	0.0						
Possession Avg.	32:23	27:37						
Total Net Yards	374	371						
Avg. Per Game	374.0	371.0						
Total Plays	64	61						
Avg. Per Play	5.8	6.1						
Net Yards Rushing	52	90						
Avg. Per Game	52.0	90.0						
Total Rushes	22	28						
Net Yards Passing	322	281						
Avg. Per Game	322.0	281.0						
Sacked/Yards Lost	3/12	0/0						
Gross Yards	334	281						
Attempts/Completions	39/27	33/23						
Completion Pct.	69.2%	69.7%						
Had Intercepted	0	1						
Punts/Average	5/38.6	5/49.4						
Net Punting Avg.	38.6	45.0						
Penalties/Yards	7/74	6/48						
Fumbles/Ball Lost	0/0	0/0						
Touchdowns	2	4						
Rushing	0	0						
Passing	2	4						
Returns	0	0						
Score By Periods	Q1	Q2	Q3	Q4	OT	Pts		
Team	10	3	8	3	0	24		
Opponents	3	14	14	0	0	31		
Scoring	TD	Ru	Pa	Rt	PAT	FG	2Pt	Pts
M.Bryant	0	0	0	0	1/1	3/3	0	10
M.Sanu	1	0	1	0	0/0	0/0	1	8
J.Jones	1	0	1	0	0/0	0/0	0	6
Team	2	0	2	0	1/1	3/3	1	24
Opponents	4	0	4	0	4/4	1/1	0	31
2-Pt. Conversions: Team 1/ 1, Opponents: 0/ 0								
Sacks Opponents: 3.0								

Rushing		No.	Yds	Avg	Long	TD		
T.Coleman		8	22	2.8	7	0		
D.Freeman		11	20	1.8	10	0		
M.Ryan		3	10	3.3	8	0		
Team		22	52	2.4	10	0		
Opponents		28	90	3.2	17	0		
Receiving		No.	Yds	Avg	Long	TD		
J.Tamme		6	51	8.5	19	0		
T.Coleman		5	95	19.0	47	0		
M.Sanu		5	80	16.0	59	1		
J.Jones		4	66	16.5	25t	1		
D.Freeman		4	20	5.0	11	0		
A.Hooper		1	14	14.0	14	0		
P.DiMarco		1	8	8.0	8	0		
J.Hardy		1	0	0.0	0	0		
Team		27	334	12.4	59	2		
Opponents		23	281	12.2	45t	4		
Interceptions		No.	Yds	Avg	Long	TD		
D.Trufant		1	9	9.0	9	0		
Team		1	9	9.0	9	0		
Punting	No	Yds	Avg	Net	TB	In	Lg	B
M.Bosher	5	193	38.6	38.6	0	4	49	0
Team	5	193	38.6	38.6	0	4	49	0
Opponents	5	247	49.4	45.0	0	2	57	0
Punt Returns		Ret	FC	Yds	Avg	Long	TD	
E.Weems		2	3	22	11.0	13	0	
Team		2	3	22	11.0	13	0	
Opponents		0	4	0	0	0	0	
Kickoff Returns		No.	Yds	Avg	Long	TD		
E.Weems		3	85	28.3	34	0		
Team		3	85	28.3	34	0		
Opponents		1	12	12.0	12	0		
Field Goals	1-19	20-29	30-39	40-49	50+			
M.Bryant	0/ 0	1/ 1	2/ 2	0/ 0	0/ 0			
Team	0/ 0	1/ 1	2/ 2	0/ 0	0/ 0			
Opponents	0/ 0	0/ 0	0/ 0	1/ 1	0/ 0			

Fumbles Lost
Opponent Fumble Recoveries

Passing	Att	Cmp	Yds	Cmp%	Yds/Att	TD	TD%	Int	Int%	Long	Sack	Lost	Rating
M.Ryan	39	27	334	69.2%	8.6	2	5.1%	0	0.0%	59	3/	12	112.6
Team	39	27	334	69.2%	8.6	2	5.1%	0	0.0%	59	3/	12	112.6
Opponents	33	23	281	69.7%	8.5	4	12.1%	1	3.0%	45t	0/	0	122.6

Oakland Raiders / Week 1 / Through Sunday, September 11, 2016 / Regular Season

Won 1, Lost 0

9/11/2016 W 35- 34

at New Orleans
Saints
Oakland Opponent

Total First Downs				25	27			
Rushing				8	7			
Passing				14	16			
Penalty				3	4			
3rd Down: Made/Att				4/11	4/11			
3rd Down Pct.				36.4%	36.4%			
4th Down: Made/Att				0/0	1/1			
4th Down Pct.				0.0	100.0%			
Possession Avg.				30:25	29:35			
Total Net Yards				486	507			
Avg. Per Game				486.0	507.0			
Total Plays				64	65			
Avg. Per Play				7.6	7.8			
Net Yards Rushing				167	88			
Avg. Per Game				167.0	88.0			
Total Rushes				26	22			
Net Yards Passing				319	419			
Avg. Per Game				319.0	419.0			
Sacked/Yards Lost				0/0	1/4			
Gross Yards				319	423			
Attempts/Completions				38/24	42/28			
Completion Pct.				63.2%	66.7%			
Had Intercepted				0	0			
Punts/Average				4/49.8	2/47.5			
Net Punting Avg.				42.0	39.5			
Penalties/Yards				14/141	7/53			
Fumbles/Ball Lost				1/0	2/1			
Touchdowns				4	4			
Rushing				3	0			
Passing				1	4			
Returns				0	0			
Score By Periods		Q1	Q2	Q3	Q4	OT	Pts	
Team		10	0	3	22	0	35	
Opponents		3	14	7	10	0	34	
Scoring	TD	Ru	Pa	Rt	PAT	FG	2Pt	Pts
S.Janikowski	0	0	0	0	1/1	2/2	0	7
J.Richard	1	1	0	0	0/0	0/0	0	6
J.Olawale	1	1	0	0	0/0	0/0	0	6
L.Murray	1	1	0	0	0/0	0/0	0	6
S.Roberts	1	0	1	0	0/0	0/0	0	6
A.Cooper	0	0	0	0	0/0	0/0	1	2
M.Crabtree	0	0	0	0	0/0	0/0	1	2
Team	4	3	1	0	1/1	2/2	2	35
Opponents	4	0	4	0	4/4	2/4	0	34
2-Pt. Conversions: Team 2/ 3, Opponents: 0/ 0								
Sacks: B.Irvin 1.0 Team: 1.0,								

Rushing		No.	Yds	AvgLong		TD			
J.Richard		3	84	28.0	75t	1			
L.Murray		14	59	4.2	10	1			
D.Carr		2	16	8.0	11	0			
D.Washington		5	14	2.8	5	0			
J.Olawale		1	2	2.0	2t	1			
T.Jones		1	-8	-8.0	-8	0			
Team		26	167	6.4	75t	3			
Opponents		22	88	4.0	17	0			
Receiving		No.	Yds	AvgLong		TD			
M.Crabtree		7	87	12.4	25	0			
A.Cooper		6	137	22.8	43	0			
C.Walford		3	25	8.3	18	0			
S.Roberts		2	19	9.5	10t	1			
T.Jones		2	17	8.5	16	0			
J.Richard		2	11	5.5	8	0			
L.Murray		1	13	13.0	13	0			
D.Washington		1	10	10.0	10	0			
A.Holmes		0	0	0	0	0			
Team		24	319	13.3	43	1			
Opponents		28	423	15.1	98t	4			
Interceptions		No.	Yds	AvgLong		TD			
Punting		No	Yds	Avg	Net	TB	In	Lg	B
M.King		4	199	49.8	42.0	1	1	62	0
Team		4	199	49.8	42.0	1	1	62	0
Opponents		2	95	47.5	39.5	0	1	51	0
Punt Returns		Ret	FC	Yds	AvgLong		TD		
T.Carrie		1	0	10	10.0	10	0		
J.Richard		1	0	6	6.0	6	0		
Team		2	0	16	8.0	10	0		
Opponents		2	0	11	5.5	6	0		
Kickoff Returns		No.	Yds	AvgLong		TD			
T.Jones		3	49	16.3	21	0			
Team		3	49	16.3	21	0			
Opponents		5	86	17.2	26	0			
Field Goals		1-19	20-29	30-39	40-49	50+			
S.Janikowski		0/ 0	0/ 0	1/ 1	1/ 1	0/ 0			
Team		0/ 0	0/ 0	1/ 1	1/ 1	0/ 0			
Opponents		0/ 0	1/ 1	0/ 0	1/ 1	0/ 2			
Fumbles Lost									
Opponent Fumble Recoveries: J.Ward 1 Total: 1									

Passing	Att	Cmp	Yds	Cmp%	Yds/Att	TD	TD%	Int	Int%	Long	Sack	Lost	Rating
D.Carr	38	24	319	63.2%	8.4	1	2.6%	0	0.0%	43	0/	0	98.5
Team	38	24	319	63.2%	8.4	1	2.6%	0	0.0%	43	0/	0	98.5
Opponents	42	28	423	66.7%	10.1	4	9.5%	0	0.0%	98t	1/	4	131.4



2016 ATLANTA FALCONS

STAT PACK

RISE UP

2016

(0-1) NFC SOUTH
Coach: Dan Quinn

DATE	ATL	OPP
9/11	TB	24 31 L 68,382
9/18	@OAK	- - - -
9/26	@NO	- - - -
10/2	CAR	- - - -
10/9	@DEN	- - - -
10/16	@SEA	- - - -
10/23	SD	- - - -
10/30	GB	- - - -
11/3	@TB	- - - -
11/13	@PHI	- - - -
11/27	ARI	- - - -
12/4	KC	- - - -
12/11	@LA	- - - -
12/18	SF	- - - -
12/24	@CAR	- - - -
1/1	NO	- - - -

2014	ATL	OPP
TOTAL FIRST DOWNS	19	20
Rushing	2	5
Passing	16	12
Penalty	1	3
3rd Down: Made/Att	3/13	3/10
3rd Down Pct.	23.1	30.0
4th Down: Made/Att	1/2	0/0
4th Down Pct.	50.0	0.0
POSSESSION AVG.	32:23	27:37
TOTAL NET YARDS	374	371
Avg. Per Game	374.0	371.0
Total Plays	64	61
Avg. Per Play	5.8	6.1
NET YARDS RUSHING	52	90
Avg. Per Game	52.0	90.0
Total Rushes	22	28
NET YARDS PASSING	322	281
Avg. Per Game	322.0	281.0
Sacked/Yards Lost	3/12	0/0
Gross Yards	334	281
Att./Completions	39/27	33/23

SCORE/QTR	Q1	Q2	Q3	Q4	OT	PTS
Falcons	10	3	8	3	0	24
Opponents	3	14	14	0	0	31

SCORING	TD	Ru	Pa	RT	PAT	FG	2	TP
M.Bryant	0	0	0	0	1/1	3/3	0	10
M.Sanu	1	0	1	0	0/0	0/0	1	8
J.Jones	1	0	1	0	0/0	0/0	0	6
Falcons	2	0	2	0	1/1	3/3	1	24
Opponents	4	0	4	0	4/4	1/1	0	31

PASSING	ATT	CMP	YDS	CP%	YD/AT	TD	TD%	INT	INT%	LG	SK/YDS	RTG
M.Ryan	39	27	334	69.2	8.6	2	5.1	0	0.0	59	3/12	112.6
Falcons	39	27	334	69.2	8.6	2	5.1	0	0.0	59	3/12	112.6
Opponents	33	23	281	69.7	8.5	4	12.1	1	3.0	45t	0/0	122.6

PUNTING	NO	YDS	AVG	NET	TB	I20	LG	B
M.Bosher	5	193	38.6	38.6	0	4	49	0
Falcons	5	193	38.6	38.6	0	4	49	0
Opponents	5	247	49.4	45.0	0	2	57	0

RUSHING	NO	YDS	AVG	LG	TD
T.Coleman	8	22	2.8	7	0
D.Freeman	11	20	1.8	10	0
M.Ryan	3	10	3.3	8	0
Falcons	22	52	2.4	10	0
Opponents	28	90	3.2	17	0

INTS	NO	YDS	AVG	LG	TD
D.Trufant	1	9	9.0	9	0
Falcons	1	9	9.0	9	0
Opponents	0	0	0.0	0	0

RECEIVING	NO	YDS	AVG	LG	TD
J.Tamme	6	51	8.5	19	0
T.Coleman	5	95	19.0	47	0
M.Sanu	5	80	16.0	59	1
J.Jones	4	66	16.5	25t	1
D.Freeman	4	20	5.0	11	0
A.Hooper	1	14	14.0	14	0
P.DiMarco	1	8	8.0	8	0
J.Hardy	1	0	0.0	0	0
Falcons	27	334	12.4	59	2
Opponents	23	281	12.2	45t	4

PUNT RET	RET	FC	YDS	AVG	LG	TD
E.Weems	2	3	22	11.0	13	0
Falcons	2	3	22	11.0	13	0
Opponents	0	4	0	0	0	0

KICK RET	NO	YDS	AVG	LG	TD
E.Weems	3	85	28.3	34	0
Falcons	3	85	28.3	34	0
Opponents	1	12	12.0	12	0

FGs	1-19	20-29	30-39	40-49	50+
M.Bryant	0/0	1/1	2/2	0/0	0/0
Falcons	0/0	1/1	2/2	0/0	0/0
Opponents	0/0	0/0	0/0	1/10	0

Sacks:
Falcons: 0 Opponents: 3.0
2-Pt. Conversions: Team 1/1, Opponents: 0/0

DEFENSIVE TACKLES	T	A	TOTAL TACKLES
Ricardo Allen	5	2	7
Kemal Ishmael	3	4	7
Deion Jones	5	1	6
Desmond Trufant	5	0	5
Robert Alford	2	3	5
De'Vondre Campbell	4	0	4
Sean Weatherspoon	3	1	4
Derrick Shelby	3	0	3
Brian Poole	2	1	3
Grady Jarrett	1	2	3
Adrian Clayborn	2	0	2
Jonathan Babineaux	2	0	2
Philip Wheeler	1	0	1
Courtney Upshaw	1	0	1
Total	39	14	53

SPECIAL TEAMS TACKLES	T	A	TOTAL TACKLES
Eric Weems	1	0	1
Total	1	0	1

PASSES DEFENSED	PD
Robert Alford	2
Desmond Trufant	1
Tyson Jackson	1
Total	4

TACKLES FOR LOSS	TFL
Adrian Clayborn	1
De'Vondre Campbell	1
Total	2

INTERCEPTIONS	INTs
Desmond Trufant	1
Total	1

GAME 1

GEORGIA DOME - ATLANTA, GA



31-24



TAMPA BAY BUCCANEERS

PASSING	ATT	CP	YD	SK	TD	LG	INT	RT
J. Winston	33	23	281	0/0	4	45	1	122.6
TOTAL	52	36	336	0/0	1	25	2	77.1

RUSHING	ATT	YDS	AVG	LG	TD
D. Martin	18	62	3.2	17	0
C. Sims	4	9	2.3	5	0
R. Shepard	1	9	9.0	9	0
A. Humphries	1	7	7.0	7	0
J. Winston	4	3	0.8	4	0
TOTAL	28	90	3.2	17	0

RECEIVING	NO	YDS	AVG	LG	TD
M. Evans	5	99	19.8	45t	1
D. Martin	5	34	6.8	14	0
A. Humphries	3	34	11.3	26	0
C. Sims	3	32	10.7	23t	1
C. Brate	3	30	10.0	17	0
V. Jackson	2	18	9.0	11	0
A. Seferian-Jenkins	1	30	30.0	30t	1
B. Myers	1	4	4.0	4t	1
TOTAL	23	281	12.2	45	1

ATLANTA FALCONS

PASSING	ATT	CP	YD	SK	TD	LG	INT	RT
M. Ryan	39	27	334	3/12	2	59	0	112.6
TOTAL	39	27	334	3/12	2	59	0	112.6

RUSHING	ATT	YDS	AVG	LG	TD
T. Coleman	8	22	2.8	7	0
D. Freeman	11	20	1.8	10	0
M. Ryan	3	10	3.3	8	0
TOTAL	22	52	2.4	10	0

RECEIVING	NO	YDS	AVG	LG	TD
J. Tammie	6	51	8.5	19	0
T. Coleman	5	95	19.0	47	0
M. Sanu	5	80	16.0	59	1
J. Jones	4	66	16.5	25t	1
D. Freeman	4	20	5.0	11	0
A. Hooper	1	14	14.0	14	0
P. DiMarco	1	8	8.0	8	0
J. Hardy	1	0	0.0	0	0
TOTAL	27	334	12.4	59	2

SCORING DRIVES

TEAM	QTR	TIME	SCORING PLAY	TB	ATL
Bucs	1	9:52	R.Aguayo 43 yd. Field Goal (7-37, 3:02)	3	0
Falcons	1	7:08	M.Bryant 34 yd. Field Goal (5-59, 2:44)	3	3
Falcons	1	0:11	M.Sanu 5 yd. pass from M.Ryan (M.Bryant kick) (4-13, 2:20)	3	10
Bucs	2	10:25	B.Myers 4 yd. pass from J.Winston (R.Aguayo kick) (9-75, 4:46)	10	10
Falcons	2	1:45	M.Bryant 34 yd. Field Goal (7-45, 3:14)	10	13
Bucs	2	0:14	C.Sims 23 yd. pass from J.Winston (R.Aguayo kick) (10-75, 1:31)	17	13
Bucs	3	12:54	A.Seferian-Jenkins 30 yd. pass from J.Winston (R.Aguayo) (4-75, 2:06)	24	13
Bucs	3	5:12	M.Evans 45 yd. pass from J.Winston (R.Aguayo kick) (8-92, 3:16)	31	13
Falcons	3	1:35	J.Jones 25 yd. pass from M.Ryan (M.Ryan-M.Sanu pass) (9-71, 3:37)	31	21
Falcons	4	4:55	M.Bryant 29 yd. Field Goal (11-49, 4:54)	31	24

Player	TB	@OAK	@NO	CAR	@DEN	@SEA	SD	GB	@TB	@PHI	ARI	KC	@LA	SF	CAR	NO	PL	S	DNP	IA
23 Alford, R.	CB																			
37 Allen, R.	S																			
95 Babineaux, J.	P																			
44 Beasley Jr., V.	LB																			
5 Boshier, M.	P																			
3 Bryant, M.	P																			
59 Campbell, D.	LB																			
65 Chester, C.	RG																			
99 Clayborn, A.	DE																			
26 Coleman, T.	P																			
32 Collins, J.	SP																			
76 Compton, T.	P																			
42 DiMarco, P.	P																			
24 Freeman, D.	P																			
93 Freeney, D.	RB																			
18 Gabriel, T.	IA																			
63 Garland, B.	P																			
38 Goldson, D.	P																			
29 Goodwin, C.	P																			
77 Hageman, R.	IA																			
16 Hardy, J.	WR																			
47 Harris, J.	P																			
81 Hooper, A.	P																			
36 Ishmael, K.	S																			
94 Jackson, T.	P																			
97 Jarrett, G.	DT																			
45 Jones, D.	LB																			
11 Jones, J.	WR																			
67 Levitre, A.	LG																			
51 Mack, A.	C																			
70 Matthews, J.	LT																			
22 Neal, K.	IA																			
82 Perkins, J.	IA																			
68 Person, M.	IA																			
34 Poole, B.	CB																			
50 Reed, B.	P																			
53 Reynolds, L.	P																			
19 Robinson, A.	P																			
2 Ryan, M.	QB																			
12 Sanu, M.	WR																			
8 Schaub, M.	DNP																			
73 Schraeder, R.	RT																			
71 Schweitzer, W.	IA																			
90 Shelby, D.	DE																			
83 Tamme, J.	TE																			
27 Therezie, R.	P																			
80 Toilolo, L.	P																			
21 Trufant, D.	CB																			
91 Upshaw, C.	P																			
28 Ward, T.	IA																			
56 Weatherspoon, S.	P																			
14 Weems, E.	P																			
41 Wheeler, P.	P																			
55 Worrilow, P.	P																			

KEY: Position - start, P - played, IA - inactive, DNP - did not play, IR - injured reserve, SP - suspended by NFL

OFFENSE		WR	LT	LG	C	RG	RT	TE	WR	QB	RB	FB
9/11	TB	J. Jones	J. Matthews	A. Levitre	A. Mack	C. Chester	R. Schraeder	J. Tamme	M. Sanu	M. Ryan	D. Freeman	J. Hardy (WR)
9/18	@OAK	-	-	-	-	-	-	-	-	-	-	-
9/26	@NO	-	-	-	-	-	-	-	-	-	-	-
10/2	CAR	-	-	-	-	-	-	-	-	-	-	-
10/9	@DEN	-	-	-	-	-	-	-	-	-	-	-
10/16	@SEA	-	-	-	-	-	-	-	-	-	-	-
10/23	SD	-	-	-	-	-	-	-	-	-	-	-
10/30	GB	-	-	-	-	-	-	-	-	-	-	-
11/3	@TB	-	-	-	-	-	-	-	-	-	-	-
11/13	@PHI	-	-	-	-	-	-	-	-	-	-	-
11/27	ARI	-	-	-	-	-	-	-	-	-	-	-
12/4	KC	-	-	-	-	-	-	-	-	-	-	-
12/11	@LA	-	-	-	-	-	-	-	-	-	-	-
12/18	SF	-	-	-	-	-	-	-	-	-	-	-
12/24	@CAR	-	-	-	-	-	-	-	-	-	-	-
1/1	NO	-	-	-	-	-	-	-	-	-	-	-

DEFENSE		DE	DT	DE	LB	LB	LB	CB	CB	CB	S	S
9/11	TB	D. Shelby	G. Jarrett	A. Clayborn	V. Beasley	D. Jones	D. Campbell	R. Alford	D. Trufant	B. Poole	R. Allen	K. Ishmael
9/18	@OAK	-	-	-	-	-	-	-	-	-	-	-
9/26	@NO	-	-	-	-	-	-	-	-	-	-	-
10/2	CAR	-	-	-	-	-	-	-	-	-	-	-
10/9	@DEN	-	-	-	-	-	-	-	-	-	-	-
10/16	@SEA	-	-	-	-	-	-	-	-	-	-	-
10/23	SD	-	-	-	-	-	-	-	-	-	-	-
10/30	GB	-	-	-	-	-	-	-	-	-	-	-
11/3	@TB	-	-	-	-	-	-	-	-	-	-	-
11/13	@PHI	-	-	-	-	-	-	-	-	-	-	-
11/27	ARI	-	-	-	-	-	-	-	-	-	-	-
12/4	KC	-	-	-	-	-	-	-	-	-	-	-
12/11	@LA	-	-	-	-	-	-	-	-	-	-	-
12/18	SF	-	-	-	-	-	-	-	-	-	-	-
12/24	@CAR	-	-	-	-	-	-	-	-	-	-	-
1/1	NO	-	-	-	-	-	-	-	-	-	-	-

OFFENSE	1 ST DOWNS				3 RD D.	TOT. OFF.		RUSH.		PASSING				PENAL.	FUM.	PUNT.	T.O.P
	T	R	P	PN	PCT.	PLAYS	YDS	ATT	YDS	NET	SCK	GROSS	ATT-CP-TD-INT	NO-YDS	NO-LST	NO-AVG	
TB	19	2	16	1	23.0	64	374	22	52	322	3/12	334	39-27-2-0	7-74	0-0	5-38.6	32:23
@OAK	-	-	-	-	-/-	-	-	-	-	-	-/-	-	-	-	-	-	-
@NO	-	-	-	-	-/-	-	-	-	-	-	-/-	-	-	-	-	-	-
CAR	-	-	-	-	-/-	-	-	-	-	-	-/-	-	-	-	-	-	-
@DEN	-	-	-	-	-/-	-	-	-	-	-	-/-	-	-	-	-	-	-
@SEA	-	-	-	-	-/-	-	-	-	-	-	-/-	-	-	-	-	-	-
SD	-	-	-	-	-/-	-	-	-	-	-	-/-	-	-	-	-	-	-
GB	-	-	-	-	-/-	-	-	-	-	-	-/-	-	-	-	-	-	-
@TB	-	-	-	-	-/-	-	-	-	-	-	-/-	-	-	-	-	-	-
@PHI	-	-	-	-	-/-	-	-	-	-	-	-/-	-	-	-	-	-	-
ARI	-	-	-	-	-/-	-	-	-	-	-	-/-	-	-	-	-	-	-
KC	-	-	-	-	-/-	-	-	-	-	-	-/-	-	-	-	-	-	-
@LA	-	-	-	-	-/-	-	-	-	-	-	-/-	-	-	-	-	-	-
SF	-	-	-	-	-/-	-	-	-	-	-	-/-	-	-	-	-	-	-
@CAR	-	-	-	-	-/-	-	-	-	-	-	-/-	-	-	-	-	-	-
NO	-	-	-	-	-/-	-	-	-	-	-	-/-	-	-	-	-	-	-

DEFENSE	1 ST DOWNS				3 RD D.	TOT. OFF.		RUSH.		PASSING				PENAL.	FUM.	PUNT.	T.O.P
	T	R	P	PN	PCT.	PLAYS	YDS	ATT	YDS	NET	SCK	GROSS	ATT-CP-TD-INT	NO-YDS	NO-LST	NO-AVG	
TB	20	5	12	3	30.0	61	371	28	90	281	0/0	281	33-23-4-1	6-48	0-0	5-49.4	27:37
@OAK	-	-	-	-	-/-	-	-	-	-	-	-/-	-	-	-	-	-	-
@NO	-	-	-	-	-/-	-	-	-	-	-	-/-	-	-	-	-	-	-
CAR	-	-	-	-	-/-	-	-	-	-	-	-/-	-	-	-	-	-	-
@DEN	-	-	-	-	-/-	-	-	-	-	-	-/-	-	-	-	-	-	-
@SEA	-	-	-	-	-/-	-	-	-	-	-	-/-	-	-	-	-	-	-
SD	-	-	-	-	-/-	-	-	-	-	-	-/-	-	-	-	-	-	-
GB	-	-	-	-	-/-	-	-	-	-	-	-/-	-	-	-	-	-	-
@TB	-	-	-	-	-/-	-	-	-	-	-	-/-	-	-	-	-	-	-
@PHI	-	-	-	-	-/-	-	-	-	-	-	-/-	-	-	-	-	-	-
ARI	-	-	-	-	-/-	-	-	-	-	-	-/-	-	-	-	-	-	-
KC	-	-	-	-	-/-	-	-	-	-	-	-/-	-	-	-	-	-	-
@LA	-	-	-	-	-/-	-	-	-	-	-	-/-	-	-	-	-	-	-
SF	-	-	-	-	-/-	-	-	-	-	-	-/-	-	-	-	-	-	-
@CAR	-	-	-	-	-/-	-	-	-	-	-	-/-	-	-	-	-	-	-
NO	-	-	-	-	-/-	-	-	-	-	-	-/-	-	-	-	-	-	-

PASSING

MATT RYAN

MATT SCHAUB

GAME	ATL	OPP	ATT	CMP	CMP%	GROSS	NET	LG	TD	INT	RATE	ATT	CMP	CMP%	GROSS	NET	LG	TD	INT	RATE
TB	24	31	39	27	69.2	334	322	59	2	0	112.6	DID NOT PLAY								
@OAK																				
@NO																				
CAR																				
@DEN																				
@SEA																				
SD																				
GB																				
@TB																				
@PHI																				
ARI																				
KC																				
@LA																				
SF																				
@CAR																				
NO																				

RECEIVING		JACOB TAMME					TEVIN COLEMAN					MOHAMED SANU					JULIO JONES				
GAME	ATL OPP	REC	YDS	AVG	LG	TD	REC	YDS	AVG	LG	TD	REC	YDS	AVG	LG	TD	REC	YDS	AVG	LG	TD
TB	24 31	6	51	8.5	19	0	5	95	19.0	47	0	5	80	16.0	59	1	4	66	16.5	25	1
@OAK																					
@NO																					
CAR																					
@DEN																					
@SEA																					
SD																					
GB																					
@TB																					
@PHI																					
ARI																					
KC																					
@LA																					
SF																					
@CAR																					
NO																					

RECEIVING		D. FREEMAN					AUSTIN HOOPER					PATRICK DIMARCO					JUSTIN HARDY				
GAME	ATL OPP	REC	YDS	AVG	LG	TD	REC	YDS	AVG	LG	TD	REC	YDS	AVG	LG	TD	REC	YDS	AVG	LG	TD
TB	24 31	4	20	5.0	11	0	1	14	14.0	14	0	1	8	8.0	8	0	1	0	0.0	0	0
@OAK																					
@NO																					
CAR																					
@DEN																					
@SEA																					
SD																					
GB																					
@TB																					
@PHI																					
ARI																					
KC																					
@LA																					
SF																					
@CAR																					
NO																					

RUSHING

GAME ATL OPP

TEVIN COLEMAN

ATT YDS AVG LG TD

D. FREEMAN

ATT YDS AVG LG TD

MATT RYAN

ATT YDS AVG LG TD

TB	24	31	8	22	2.8	7	0	11	20	1.8	10	0	3	10	3.3	8	0	
@OAK																		
@NO																		
CAR																		
@DEN																		
@SEA																		
SD																		
GB																		
@TB																		
@PHI																		
ARI																		
KC																		
@LA																		
SF																		
@CAR																		
NO																		


Player	PHI	@NYG	@DAL	HOU	WAS	@NO	@TEN	TB	@SF	IND	MIN	@TB	@CAR	@JAX	CAR	NO	Total
SACKS	9/14	9/20	9/27	10/4	10/11	10/15	10/25	11/1	11/8	11/22	11/29	12/6	12/13	12/20	12/27	1/3	Total
Team Totals	0/0	0/0	0/0	0/0	0/0	0/0	0/0	0/0	0/0	0/0	0/0	0/0	0/0	0/0	0/0	0/0	0/0

Player	PHI	@NYG	@DAL	HOU	WAS	@NO	@TEN	TB	@SF	IND	MIN	@TB	@CAR	@JAX	CAR	NO	Total
INTS	9/14	9/20	9/27	10/4	10/11	10/15	10/25	11/1	11/8	11/22	11/29	12/6	12/13	12/20	12/27	1/3	Total
Team Totals	0/0	0/0	0/0	0/0	0/0	0/0	0/0	0/0	0/0	0/0	0/0	0/0	0/0	0/0	0/0	0/0	0/0



2016 ATLANTA FALCONS
VETERANS

RISE UP

23	ROBERT ALFORD CORNERBACK SOUTHEASTERN LOUISIANA 4TH YEAR WITH FALCONS				
	HEIGHT: 5'10"	WEIGHT: 186	BIRTHDATE: 11/1/88	NFL EXP: 4 YRS	ACQUIRED: D2-'13

TRANSACTIONS

- » Selected as a second round (60th overall) draft choice by Atlanta in 2013.

2016 (FALCONS)

- » Started at cornerback and totaled five tackles (two solo) with two passes defended against Tampa Bay (9/11).

2015 (FALCONS)

- » Started 15 games in 2015 and totaled 50 tackles (42 solo) with two interceptions and a team-high 15 passes defended. Scored his first career touchdown on a 59-yard INT return against Washington.
- » Intercepted two passes against Washington (10/11), including one in overtime, which he returned 59 yards for the game-winning score. Finished the game with one tackle, two INTs, and two passes defended.
- » Posted a season high seven tackles (six solo) to lead the team, while adding two passes defended against Carolina (12/27). The Falcons defense held the Panthers to their lowest point total of the season (13) and held QB Cam Newton to 4.7 yards per pass attempt, his lowest mark of the year.

CAREER

- » In three NFL seasons, has seen action in 41 games with 29 starts while tallying 129 tackles (103 solo) with seven interceptions, one forced fumble, two fumble recoveries, and 35 passes defended.
- » Started ten games and recorded 36 total tackles (25 solo), three interceptions and 11 pass deflections, before being placed on Injured-Reserve in 2014. Recorded two interceptions, the first multi-interception game of his career, along with two solo tackles and two pass deflections at Baltimore (10/19).

2016 GAME-BY-GAME STATISTICS

DATE	OPP	TK	SO	SK	YDS	INT	YDS	FF	FR	PD
9/11	TB	5	2	0.0	0.0	0	0	0	0	2
9/18	@OAK	-	-	-	-	-	-	-	-	-
9/26	@NO	-	-	-	-	-	-	-	-	-
10/2	CAR	-	-	-	-	-	-	-	-	-
10/9	@DEN	-	-	-	-	-	-	-	-	-
10/16	@SEA	-	-	-	-	-	-	-	-	-
10/23	SD	-	-	-	-	-	-	-	-	-
10/30	GB	-	-	-	-	-	-	-	-	-
11/3	@TB	-	-	-	-	-	-	-	-	-
11/23	@PHI	-	-	-	-	-	-	-	-	-
11/27	ARI	-	-	-	-	-	-	-	-	-
12/4	KC	-	-	-	-	-	-	-	-	-
12/11	@LA	-	-	-	-	-	-	-	-	-
12/18	SF	-	-	-	-	-	-	-	-	-
12/24	@CAR	-	-	-	-	-	-	-	-	-
1/1	NO	-	-	-	-	-	-	-	-	-
TOTALS		5	2	0.0	0.0	0	0	0	0	2
CAREER		134	105	0.0	0.0	7	97	1	1	37

- » Played in all 16 games with four starts during his rookie season in 2013. Tallied 43 tackles (36 solo) with seven passes defended, two interceptions, and one fumble recovery.

COLLEGE

- » Started 31-of-32 games at Southeastern Louisiana, recording 137 tackles (110 solo) with 20 passes defended, 10 interceptions, six tackles for loss, three fumble recoveries and one forced fumble.
- » Also added nine punt returns for 104 yards, including a 75-yard touchdown against Lamar University.
- » In 2012, was named the NCAA Football Championship Subdivision National Defensive Player of the Year by the College Sports Journal and added FCS All American honors from the NFL Draft Report and the Sports Network.
- » Also added first-team All-Southland Conference honors and was named a finalist for the Buck Buchanan Award in 2012.

- » In 2011, received second-team All-Southland Conference honors after starting all 11 games and notching 52 tackles (44 solo), seven passes defended, five interceptions, one forced fumble and one fumble recovery.
 - » His five interceptions in 2011 tied Billy Ladner (1961), Duriel Adams (2005) and Steve Keller (1969) for eighth on the school's all-time single-season list.
 - » Prior to redshirting the 2010 season, started nine of the 10 games he appeared in as a sophomore in 2009. Finished the season with 46 tackles (31 solo), five passes defended, two fumble recoveries, and one interception.
 - » His older brother, Fred Booker, was a cornerback at Louisiana State and played in the Arena Football League and NFL Europe before suiting up for 12 games with the New Orleans Saints in 2005.
 - » His other older brother, Duke Adams, was a safety for the Southeastern Louisiana Lions from 2003-06 and earned All-Southland Conference recognition as a junior
 - » Became the first player from Southeastern Louisiana University to play in the Senior Bowl in over 40 years.
 - » Logged a 4.39 40-yard dash, 1.59 10-yard dash, 2.57 20-yard dash, 4.23 20-yard shuttle, 6.89 three-cone drill at the NFL Scouting Combine. Also posted a 40' vertical leap, 17 reps of 225 pounds and measured with 31 3/8-inch arms, 9 3/8-inch hands, and a 74 1/2-inch wingspan.
 - » Son of Robert Cox and Gloria Bridgewater.
- PERSONAL**
- » Attended Hammond (La.) High School where he earned All-District 7-5A first-team honors after catching 10 touchdown passes as a senior.
 - » Also ran track, taking second in 400-meters at the 2007 Louisiana High School Athletic Association Track and Field Championships.

ALFORD'S CAREER STATISTICS

YEAR	GP/GS	TK	SO	AST	SK	YDS	INT	YDS	LG	TD	PD	FF	FR	YDS	TD
2013	ATL	16/4	43	36	7	0.0	0.0	2	0	0	0	8	1	0	0
2014	ATL	10/10	36	25	11	0.0	0.0	3	21	0	0	12	0	0	0
2015	ATL	15/15	50	42	8	0.0	0.0	2	76	59t	1	15	0	0	0
2016	ATL	1/1	5	2	3	0.0	0.0	0	0	0	0	2	0	0	0
TOTAL		42/30	134	105	29	0.0	0.0	7	97	59t	1	37	0	0	0


ALFORD'S BEST GAMES

TACKLES	SACKS	INTERCEPTIONS	PASSES DEFENSED
9 @ TB (11/9/14)		2, Two Times	3 vs. HOU (10/4/15)
8 vs. WAS (12/15/13)		Last vs. WAS (10/11/15)	2, 12 Times
			Last vs. TB (9/11/16)

2015 GAME-BY-GAME STATISTICS											
DATE	OPP	TK	SO	SK	YDS	INT	YDS	FF	FR	PD	
9/14	PHI	1	0	0.0	0.0	0	0	0	0	1	
9/20	@NYG	4	4	0.0	0.0	0	0	0	0	1	
9/27	@DAL	1	1	0.0	0.0	0	0	0	0	0	
10/4	HOU	1	1	0.0	0.0	0	0	0	0	3	
10/11	WAS	1	1	0.0	0.0	2	76	0	0	2	
10/15	@NO	5	5	0.0	0.0	0	0	0	0	0	
10/25	@TEN	6	5	0.0	0.0	0	0	0	0	0	
11/1	TB	4	3	0.0	0.0	0	0	0	0	0	
11/8	@SF				INACTIVE						
11/22	IND	3	2	0.0	0.0	0	0	0	0	0	
11/29	MIN	2	1	0.0	0.0	0	0	0	0	0	
12/6	@TB	2	0	0.0	0.0	0	0	0	0	1	
12/13	@CAR	5	5	0.0	0.0	0	0	0	0	2	
12/20	@JAX	1	1	0.0	0.0	0	0	0	0	2	
12/27	CAR	7	6	0.0	0.0	0	0	0	0	2	
1/3	NO	7	7	0.0	0.0	0	0	0	0	1	
TOTALS		50	42	0.0	0.0	2	76	0	0	15	
CAREER		129	103	0.0	0.0	7	97	1	1	34	

2013 GAME-BY-GAME STATISTICS											
DATE	OPP	TK	SO	SK	YDS	INT	YDS	FF	FR	PD	
9/8	@NO	3	3	0.0	0.0	1	0	0	0	2	
9/15	STL	4	3	0.0	0.0	0	0	0	0	0	
9/22	@MIA	0	0	0.0	0.0	0	0	0	0	0	
9/29	NE	4	4	0.0	0.0	0	0	0	0	0	
10/7	NYJ	0	0	0.0	0.0	0	0	0	0	0	
10/20	TB	2	1	0.0	0.0	0	0	0	0	2	
10/27	@ARZ	2	2	0.0	0.0	0	0	0	0	1	
11/3	@CAR	2	2	0.0	0.0	1	0	0	0	1	
11/10	SEA	2	1	0.0	0.0	0	0	0	0	0	
11/17	@TB	1	1	0.0	0.0	0	0	0	0	0	
11/21	NO	1	0	0.0	0.0	0	0	0	0	0	
12/1	@BUF	2	1	0.0	0.0	0	0	0	1	1	
12/8	@GB	6	4	0.0	0.0	0	0	0	0	1	
12/15	WAS	8	7	0.0	0.0	0	0	0	0	0	
12/23	@SF	3	3	0.0	0.0	0	0	0	0	0	
12/29	CAR	3	3	0.0	0.0	0	0	1	0	0	
TOTALS		43	36	0.0	0.0	2	0	1	1	8	
CAREER		43	36	0.0	0.0	2	0	1	1	8	

2014 GAME-BY-GAME STATISTICS											
DATE	OPP	TK	SO	SK	YDS	INT	YDS	FF	FR	PD	
9/7	NO	5	3	0.0	0.0	0	0	0	0	2	
9/15	@CIN	5	2	0.0	0.0	0	0	0	0	0	
9/18	TB	2	2	0.0	0.0	0	0	0	0	2	
9/28	@MIN	3	3	0.0	0.0	0	0	0	0	0	
10/5	@NYG	1	0	0.0	0.0	0	0	0	0	2	
10/12	CHI	5	3	0.0	0.0	0	0	0	0	2	
10/19	@BAL	2	2	0.0	0.0	2	21	0	0	2	
10/26	DET	3	1	0.0	0.0	1	0	0	0	0	
11/9	@TB	9	8	0.0	0.0	0	0	0	0	1	
11/16	@CAR	1	1	0.0	0.0	0	0	0	0	0	
11/23	CLE				INACTIVE						
11/30	ARI				INACTIVE						
12/8	@GB				INACTIVE						
12/14	PIT				INACTIVE						
12/21	@NO				INJURED-RESERVE						
12/28	CAR				INJURED-RESERVE						
TOTALS		36	25	0.0	0.0	3	21	0	0	11	
CAREER		79	61	0.0	0.0	5	21	1	1	19	

37	RICARDO ALLEN				
	SAFETY				
PURDUE					
3RD YEAR WITH FALCONS					
HEIGHT:	WEIGHT:	BIRTHDATE:	NFL EXP:	ACQUIRED:	
5'9"	186	12/18/91	2 YRS	D5a-'14	

TRANSACTIONS

- » Selected as a fifth round (147th overall) draft choice by Atlanta in 2014.

2016 (FALCONS)

- » Started at safety and led the team with seven tackles (five solo) against Tampa Bay (9/11).

2015 (FALCONS)

- » Played in 15 games with 14 starts in 2015. Totaled 68 tackles (59 solo) with three interceptions, one sack, one fumble recovery, and five passes defensed.
- » Made his first NFL start vs. Philadelphia (9/14). Recorded seven tackles (five solo) and grabbed his first career interception, picking off QB Sam Bradford with 1:17 remaining in the game to secure a 26-24 Falcons win.
- » Posted a team-high six tackles (five solo) and recorded his first career sack against Tampa Bay (11/1). Dragged down QB Jameis Winston for a sack on a fourth-and-one play that gave the offense a chance send the game to overtime.
- » Notched his second career interception against Indianapolis (11/22), picking off QB Matt Hasselbeck at the Falcons two-yard line to prevent a Colts score. Also tallied three tackles.
- » Picked off QB Teddy Bridgewater in the end zone for his third interception of the season against Minnesota (11/29). Also added six total tackles (three solo). Recorded an interception in back-to-back games.
- » Logged eight tackles and recovered a Doug Martin fumble at Tampa Bay (12/6). The fumble recovery was the first of his career and marked his third straight game with a takeaway.
- » Notched three tackles against Carolina (12/27). Helped the defense hold the Panthers to their lowest point total of the season (13) and hold QB Cam Newton to 4.7 yards per pass attempt, his lowest mark of the year.

2016 GAME-BY-GAME STATISTICS

DATE	OPP	TK	SO	SK	YDS	INT	YDS	FF	FR	PD
9/11	TB	7	5	0.0	0.0	0	0	0	0	0
9/18	@OAK	-	-	-	-	-	-	-	-	-
9/26	@NO	-	-	-	-	-	-	-	-	-
10/2	CAR	-	-	-	-	-	-	-	-	-
10/9	@DEN	-	-	-	-	-	-	-	-	-
10/16	@SEA	-	-	-	-	-	-	-	-	-
10/23	SD	-	-	-	-	-	-	-	-	-
10/30	GB	-	-	-	-	-	-	-	-	-
11/3	@TB	-	-	-	-	-	-	-	-	-
11/23	@PHI	-	-	-	-	-	-	-	-	-
11/27	ARI	-	-	-	-	-	-	-	-	-
12/4	KC	-	-	-	-	-	-	-	-	-
12/11	@LA	-	-	-	-	-	-	-	-	-
12/18	SF	-	-	-	-	-	-	-	-	-
12/24	@CAR	-	-	-	-	-	-	-	-	-
1/1	NO	-	-	-	-	-	-	-	-	-
TOTALS		7	5	0.0	0.0	0	0	0	0	0
CAREER		75	64	1.0	0.0	3	13	0	1	5

CAREER

- » Made the switch from cornerback to safety during the 2015 offseason. Played in 15 games with 14 starts in his first year on the active roster.
- » Spent the 2014 season as a member of the Falcons practice squad.

COLLEGE

- » Earned All-Big 10 honors all four years at Purdue and finished his career as the Boilermakers' record holder with four interception returns for touchdowns, 13 interceptions and 263 total tackles.
- » Led the Boilermakers with six interceptions during his senior season in 2013 while adding 53 tackles (42 solo), with four tackles for loss, and 12 passes defensed.
- » Started 11 games as a junior in 2012, earning All-Big 10 honors after posting 46 tackles, (43 solo), four tackles for loss, one sack, one interception, four passes broken up, and one forced fumble.
- » Tallied 81 total tackles (62 solo), three tackles for loss, and a team-high three interceptions as a sophomore in 2011.

- » Started 12 games as a true freshman, earning second team Freshman All-America honors from Scout.com and was named a second team All-Big 10 selection. Tied for third on the team with 83 total tackles (56 solo), 3.5 tackles for loss, one sack, and a team-high three interceptions during his first season at Purdue in 2010.
- » Returned a pair of interceptions for touchdowns as a freshman in games, vs. Michigan (94 yards) and at No. 11 Michigan State (35 yards), while leading the Big 10 Conference with 129 total interception return yards.

PERSONAL

- » Attended Mainland (Daytona Beach, Fla.) High School where he was a first team Daytona Beach News Journal All-Area selection as senior after posting 64 tackles and two interceptions. Also played soccer and participated in track and field.
- » Majored in general health sciences at Purdue. Is a student of football as he enjoys training, studying film, and lifting weights.

ALLEN'S CAREER STATISTICS

YEAR		GP/GS	TK	SO	AST	SK	YDS	INT	YDS	LG	TD	PD	FF	FR	YDS	TD
2015	ATL	15/14	68	59	9	1.0	0.0	3	13	13	0	5	0	1	0	0
2016	ATL	1/1	7	5	2	0.0	0.0	0	0	0	0	0	0	0	0	0
TOTAL		16/15	75	64	11	1.0	0.0	3	13	13	0	5	0	1	0	0

ALLEN'S BEST GAMES

TACKLES	SACKS	INTERCEPTIONS	PASSES DEFENSED
8 @ TB (12/6/15)	1 vs. TB (11/1/15)	1, Three Times	1, Five Times
7, Two Times		Last vs. MIN (11/29/15)	Last @ CAR (12/13/15)
Last @ DAL (9/27/15)			

2015 GAME-BY-GAME STATISTICS

DATE	OPP	TK	SO	SK	YDS	INT	YDS	FF	FR	PD
9/14	PHI	7	5	0.0	0.0	1	0	0	0	1
9/20	@NYG	3	3	0.0	0.0	0	-	-	-	0
9/27	@DAL	7	7	0.0	0.0	0	0	0	0	0
10/4	HOU	INACTIVE								
10/11	WAS	3	2	0.0	0.0	0	0	0	0	0
10/15	@NO	5	5	0.0	0.0	0	0	0	0	1
10/25	@TEN	6	6	0.0	0.0	0	0	0	0	0
11/1	TB	6	5	1.0	0.0	0	0	0	0	0
11/8	@SF	1	1	0.0	0.0	0	0	0	0	0
11/22	IND	3	3	0.0	0.0	1	13	0	0	1
11/29	MIN	6	3	0.0	0.0	1	0	0	0	1
12/6	@TB	8	8	0.0	0.0	0	0	0	1	0
12/13	@CAR	3	3	0.0	0.0	0	0	0	0	1
12/20	@JAX	5	4	0.0	0.0	0	0	0	0	0
12/27	CAR	3	3	0.0	0.0	0	0	0	0	0
1/3	NO	2	1	0.0	0.0	0	0	0	0	0
TOTALS		68	59	1.0	0.0	3	13	0	1	5
CAREER		68	59	1.0	0.0	3	13	0	1	5

95	JONATHAN BABINEAUX DEFENSIVE TACKLE IOWA 12TH YEAR WITH FALCONS				
	HEIGHT: 6'2"	WEIGHT: 300	BIRTHDATE: 10/12/81	NFL EXP: 12 YRS	ACQUIRED: D2-'05

TRANSACTIONS

- » Selected as a second round (59th pick overall) draft choice by Atlanta in 2005.

2016 (FALCONS)

- » Played 32 of 64 defensive snaps against Tampa Bay (9/11) and tallied two tackles.

2015 (FALCONS)

- » Played in all 16 games with four starts in his 11th season. Logged 31 tackles (23 solo) with 1.5 sacks, one interception, one forced fumble, and two passes defended.
- » Started at defensive tackle vs. Philadelphia (9/14) and helped the Falcons defense limit the Eagles to 63 rushing yards. Notched three tackles (one solo) with one tackle for loss and a quarterback hit.
- » Recorded his fourth career INT against Houston (10/4), intercepting a tipped pass from QB Ryan Mallett on the Texans first drive.
- » Saw action on the defensive line at New Orleans (10/15). Posted one tackle and one tackle for loss while helping the Falcons defense hold the Saints to 81 rushing yards and 2.5 yards per carry.
- » Posted four tackles (three solo) against Minnesota (11/29). Helped the defense limit the Vikings to 174 passing yards, which was the fourth time Atlanta allowed less than 200 passing yards in a game in 2015.
- » Combined with Kroy Biermann to drop QB Cam Newton for a 16 yard sack against Carolina (12/27). Helped the defense hold the Panthers to their lowest point total of the season (13) and limit Newton to 4.7 yards per pass attempt, his lowest mark of the year.

2016 GAME-BY-GAME STATISTICS

DATE	OPP	TK	SO	SK	YDS	INT	YDS	FF	FR	PD
9/11	TB	2	2	0.0	0.0	0	0	0	0	0
9/18	@OAK	-	-	-	-	-	-	-	-	-
9/26	@NO	-	-	-	-	-	-	-	-	-
10/2	CAR	-	-	-	-	-	-	-	-	-
10/9	@DEN	-	-	-	-	-	-	-	-	-
10/16	@SEA	-	-	-	-	-	-	-	-	-
10/23	SD	-	-	-	-	-	-	-	-	-
10/30	GB	-	-	-	-	-	-	-	-	-
11/3	@TB	-	-	-	-	-	-	-	-	-
11/23	@PHI	-	-	-	-	-	-	-	-	-
11/27	ARI	-	-	-	-	-	-	-	-	-
12/4	KC	-	-	-	-	-	-	-	-	-
12/11	@LA	-	-	-	-	-	-	-	-	-
12/18	SF	-	-	-	-	-	-	-	-	-
12/24	@CAR	-	-	-	-	-	-	-	-	-
1/1	NO	-	-	-	-	-	-	-	-	-
TOTALS		33	25	1.5	14.0	1	-1	1	0	2
CAREER		436	302	27.0	178.5	4	3	10	10	23

CAREER

- » In 11 seasons in a Falcons uniform, has compiled 434 tackles (300 solo), 27.0 sacks, four interceptions, 10 forced fumbles, 10 fumble recoveries, and 23 passes defended.
- » Started 15 games on the defensive line and recorded 33 total tackles (14 solo) and two sacks in 2014.
- » Started all 16 games in 2013 on the defensive front, logging 48 tackles (35 solo) with seven tackles for loss, two fumble recoveries, and one sack.
- » Started all 16 games, seeing action at both defensive tackle and end in 2012. Totaled 42 tackles (33 solo) with 3.5 sacks, one interception, one forced fumble, once fumble recovery and five passes defended.
- » Collected four tackles (two solo) along with a sack and a fumble recovery in Atlanta's Divisional playoff win over Seattle (1/13/13).

- » Sacked QB Russell Wilson on a third-down play at the Falcons six-yard line in Atlanta's NFC Divisional win over Seattle (1/13/13). Babineaux's sack allowed the clock to run out and kept the Seahawks off of the scoreboard at the end of the first half.
- » Anchored a defensive line that produced 46 tackles behind the line of scrimmage, which ranked tied for seventh in the NFL in 2012.
- » Recovered a fumble and returned it 15 yards for his second career touchdown against Arizona (11/18). Also added a pair of solo tackles in the win.
- » Posted his third career interception, picking off Saints QB Drew Brees and notching two tackles in a win over New Orleans (11/29). Atlanta intercepted Brees five times in the game and snapped his NFL record streak of 54 straight games with a touchdown pass.
- » Started all 13 games in which he appeared and posted 25 tackles (14 solo), three tackles for loss, and one sack in 2011.
- » In 2010, posted 31 tackles (21 solo), one interception, two forced fumbles, one fumble recovery and one defensive touchdown.
- » Posted two tackles and recovered a fumble in the endzone for his first career touchdown at Seattle (12/19/10).
- » Led the team with six sacks in 2009 while adding a career-high 58 tackles.
- » In 2008, ranked fourth in the NFL in tackles for loss with 9.5 according to STATS, Inc.
- » Selected to the 2008 USA Today All-Joe team.
- » Ranked second among NFL defensive tackles in tackles for loss (8.5) in 2009 while ranking third in the category in 2006..

COLLEGE

- » Four-year letterman at Iowa, starting 31 of 42 games and recording 131 tackles, 19 sacks, five forced fumbles, four fumble recoveries and one interception.
- » Earned All-America and first-team All-Big Ten honors as the team's Most Valuable Player on defense after leading the conference with 11.0 sacks as a senior. Also named the recipient of the Big Ten Conference Sportsmanship Award.

PERSONAL

- » Lettered in football, baseball and basketball at Lincoln (Port Arthur, TX) High School.
- » First-team all-conference linebacker and team captain as a senior, while also competing at defensive end, fullback and punter. Also a member of the number one ranked basketball team in the state of Texas.
- » Jonathan's brother, Jordan, played defensive back for the Seattle Seahawks and Tennessee Titans.
- » Born Jonathan Babineaux on October 12, 1981 in Port Arthur, Texas.
- » In October 2010, attended the Falcons 2nd annual Dazzle and Dine event at Wildfire Grill in Atlanta. This event provides a special dinner for breast cancer survivors and their guests as they are given the opportunity to enjoy a special meal alongside several Falcons players. The ladies are also treated to a special pampering day at Jamison Shaw Hairdressers in Atlanta.
- » Participated in the Extra Yard partnership program and purchased 40 season tickets and t-shirts for various charities in metro Atlanta.
- » During the 2010 holiday season, Babineaux baked holiday cookies and distributed gifts to preschoolers from one of Easter Seals North Georgia's Early Education Centers.

BABINEAUX'S CAREER STATISTICS

YEAR	GP/GS	TK	SO	AST	SK	YDS	INT	YDS	LG	TD	PD	FF	FR	YDS	TD
2005	ATL	16/6	36	22	14	0.5	6	0	0	0	1	0	1	1	0
2006	ATL	16/1	38	25	13	1.0	10.0	1	6	6	3	1	1	0	0
2007	ATL	14/9	53	37	16	3.0	17.0	0	0	0	2	2	1	11	0
2008	ATL	16/15	38	30	8	3.5	26.5	0	0	0	2	0	1	0	0
2009	ATL	16/16	58	44	14	6.0	35.5	0	0	0	2	2	2	0	0
2010	ATL	15/15	31	21	10	4.0	32.0	1	0	0	2	2	1	0	1
2011	ATL	13/13	25	14	11	1.0	3.0	0	0	0	3	0	0	0	0
2012	ATL	16/16	42	33	9	3.5	15.5	1	-2	-2	5	1	1	15	1
2013	ATL	16/16	49	37	12	1.0	7.0	0	0	0	0	1	2	0	0
2014	ATL	15/15	33	14	19	2.0	12.0	0	0	0	1	0	0	0	0
2015	ATL	16/4	31	23	8	1.5	14.0	1	-1	0	2	1	0	0	0
2016	ATL	1/0	2	2	0	0.0	0.0	0	0	0	0	0	0	0	0
TOTAL		170/127	436	302	134	27.0	178.5	4	3	6	23	10	10	27	2

BABINEAUX'S POSTSEASON STATISTICS

YEAR	GP/GS	TK	SO	AST	SK	YDS	INT	YDS	LG	TD	PD	FF	FR	YDS	TD
2008	ATL	1/1	3	2	1	0.0	0.0	0	0	0	0	0	0	0	0
2010	ATL	1/1	3	0	3	0.5	5.0	0	0	0	0	0	0	0	0
2011	ATL	1/1	3	1	2	0.0	0.0	0	0	0	0	0	0	0	0
2012	ATL	2/2	8	5	3	1.0	9.0	0	0	0	0	0	0	0	0
TOTAL		5/5	17	8	9	1.5	14.0	0	0	0	0	0	0	0	0

BABINEAUX'S BEST GAMES

TACKLES	SACKS	INTERCEPTIONS	PASSES DEFENSED
11 vs. WAS (11/8/09)	2.5 vs. WAS (11/8/09)	1, Four Times	2 vs. TEN (11/20/11)
8, Two Times	2 @ JAX (9/16/07)	Last vs. HOU (10/4/15)	
Last @ SEA (11/10/13)	1.5 @SD (11/30/08)		



Jonathan Babineaux is the longest tenured active Falcon.

2015 GAME-BY-GAME STATISTICS											
DATE	OPP	TK	SO	SK	YDS	INT	YDS	FF	FR	PD	
9/14	PHI	3	1	0.0	0.0	0	0	0	0	0	
9/20	@NYG	6	4	0.0	0.0	0	0	0	0	0	
9/27	@DAL	1	0	0.0	0.0	0	0	0	0	0	
10/4	HOU	1	1	0.0	0.0	1	-1	0	0	1	
10/11	WAS	2	2	0.0	0.0	0	0	0	0	0	
10/15	@NO	1	1	0.0	0.0	0	0	0	0	0	
10/25	@TEN	0	0	0.0	0.0	0	0	0	0	0	
11/1	TB	1	1	0.0	0.0	0	0	0	0	0	
11/8	@SF	3	3	0.0	0.0	0	0	0	0	1	
11/22	IND	0	0	0.0	0.0	0	0	0	0	0	
11/29	MIN	4	3	0.0	0.0	0	0	0	0	0	
12/6	@TB	2	2	0.0	0.0	0	0	0	0	0	
12/13	@CAR	3	2	1.0	6.0	0	0	0	0	0	
12/20	@JAX	1	1	0.0	0.0	0	0	1	0	0	
12/27	CAR	1	0	0.5	8.0	0	0	0	0	0	
1/3	NO	2	2	0.0	0.0	0	0	0	0	0	
TOTALS		31	23	1.5	14.0	1	-1	1	0	2	
CAREER		434	300	27.0	178.5	4	3	10	10	23	

2014 GAME-BY-GAME STATISTICS											
DATE	OPP	TK	SO	SK	YDS	INT	YDS	FF	FR	PD	
9/7	NO	3	0	0.0	0.0	0	0	0	0	0	
9/15	@CIN	2	2	0.0	0.0	0	0	0	0	0	
9/18	TB	0	0	0	0.0	0	0	0	0	0	
9/28	@MIN	3	0	0.0	0.0	0	0	0	0	0	
10/5	@NYG	0	0	0.0	0.0	0	0	0	0	0	
10/12	CHI	2	2	0.0	0.0	0	0	0	0	0	
10/19	@BAL	1	0	0.0	0.0	0	0	0	0	0	
10/26	DET	INACTIVE									
11/9	@TB	3	1	1.0	5.0	0	0	0	0	0	
11/16	@CAR	4	3	0.0	0.0	0	0	0	0	0	
11/23	CLE	3	1	0.0	0.0	0	0	0	0	0	
11/30	ARI	1	1	0.0	0.0	0	0	0	0	1	
12/8	@GB	5	2	0.0	0.0	0	0	0	0	0	
12/14	PIT	0	0	0.0	0.0	0	0	0	0	0	
12/21	@NO	2	2	1.0	7.0	0	0	0	0	0	
12/28	CAR	4	0	0.0	0.0	0	0	0	0	0	
TOTALS		33	14	2.0	12.0	0	0	0	0	1	
CAREER		403	277	25.5	164.5	3	4	9	10	21	

2013 GAME-BY-GAME STATISTICS											
DATE	OPP	TK	SO	SK	YDS	INT	YDS	FF	FR	PD	
9/8	@NO	3	3	0.0	0.0	0	0	0	0	0	
9/15	STL	0	0	0.0	0.0	0	0	0	0	0	
9/22	@MIA	3	3	0.0	0.0	0	0	0	0	0	
9/29	NE	4	1	0.0	0.0	0	0	0	0	0	
10/7	NYJ	3	3	0.0	0.0	0	0	0	0	0	
10/20	TB	3	3	0.0	0.0	0	0	0	0	0	
10/27	@ARZ	7	7	1.0	7.0	0	0	1	0	0	
11/3	@CAR	2	1	0.0	0.0	0	0	0	0	0	
11/10	SEA	8	6	0.0	0.0	0	0	0	0	0	
11/17	@TB	-	-	-	-	-	-	-	-	-	
11/21	NO	3	3	0.0	0.0	0	0	0	0	0	
12/1	@BUF	3	2	0.0	0.0	0	0	0	0	0	
12/8	@GB	3	2	0.0	0.0	0	0	0	0	0	
12/15	WAS	2	2	0.0	0.0	0	0	0	2	0	
12/23	@SF	0	0	0.0	0.0	0	0	0	0	0	
12/29	CAR	5	1	0.0	0.0	0	0	0	0	0	
TOTALS		49	37	1.0	7.0	0	0	1	2	0	
CAREER		370	263	23.5	152.5	3	4	9	10	20	

2012 GAME-BY-GAME STATISTICS											
DATE	OPP	TK	SO	SK	YDS	INT	YDS	FF	FR	PD	
9/9	@KC	2	1	1.0	1.0	0	0	0	0	1	
9/17	DEN	2	1	1.0	2.0	0	0	0	0	0	
9/23	@SD	1	1	0.0	0.0	0	0	0	0	0	
9/30	CAR	4	4	0.0	0.0	0	0	0	0	0	
10/7	@WAS	4	4	0.5	3.5	0	0	0	0	0	
10/14	OAK	6	4	0.0	0.0	0	0	1	0	0	
10/28	@PHI	1	1	0.0	0.0	0	0	0	0	0	
11/4	DAL	7	5	1.0	9.0	0	0	0	0	1	
11/11	@NO	2	1	0.0	0.0	0	0	0	0	0	
11/18	ARZ	2	2	0.0	0.0	0	0	0	1	0	
11/25	@TB	3	2	0.0	0.0	0	0	0	0	0	
11/29	NO	2	2	0.0	0.0	1	-2	0	0	1	
12/9	@CAR	0	0	0.0	0.0	0	0	0	0	0	
12/16	NYG	0	0	0.0	0.0	0	0	0	0	1	
12/22	@DET	4	3	0.0	0.0	0	0	0	0	1	
12/30	TB	2	2	0.0	0.0	0	0	0	0	0	
TOTALS		42	33	3.5	15.5	1	-2	1	1	5	
CAREER		321	226	22.5	145.5	3	4	8	8	20	

2012 POSTSEASON STATISTICS											
DATE	OPP	TK	SO	SK	YDS	INT	YDS	FF	FR	PD	
1/13	SEA	4	2	1.0	9.0	0	0	0	1	0	
1/20	SF	4	3	0.0	0.0	0	0	0	0	0	
TOTALS		8	5	1.0	9.0	0	0	0	1	0	

2011 GAME-BY-GAME STATISTICS											
DATE	OPP	TK	SO	SK	YDS	INT	YDS	FF	FR	PD	
9/11	@CHI	1	0	0.0	0.0	0	0	0	0	0	
9/18	PHI				INACTIVE						
9/25	@TB				INACTIVE						
10/2	@SEA				INACTIVE						
10/9	GB	1	0	0.0	0.0	0	0	0	0	0	
10/16	CAR	4	2	0.0	0.0	0	0	0	0	0	
10/23	@DET	3	2	0.0	0.0	0	0	0	0	1	
11/6	@IND	2	2	1.0	3.0	0	0	0	0	0	
11/13	NO	4	3	0.0	0.0	0	0	0	0	0	
11/20	TEN	3	3	0.0	0.0	0	0	0	0	2	
11/27	MIN	0	0	0.0	0.0	0	0	0	0	0	
12/4	@HOU	0	0	0.0	0.0	0	0	0	0	0	
12/11	@CAR	3	1	0.0	0.0	0	0	0	0	0	
12/15	JAX	2	0	0.0	0.0	0	0	0	0	0	
12/26	@NO	0	0	0.0	0.0	0	0	0	0	0	
1/1	TB	2	1	0.0	0.0	0	0	0	0	0	
TOTALS		25	14	1.0	3.0	0	0	0	0	3	

2011 POSTSEASON STATISTICS											
DATE	OPP	TK	SO	SK	YDS	INT	YDS	FF	FR	PD	
1/8	@ NYG	3	1	0.0	0.0	0	0	0	0	0	
TOTALS		3	1	0.0	0.0	0	0	0	0	0	

2009 GAME-BY-GAME STATISTICS											
DATE	OPP	TK	SO	SK	YDS	INT	YDS	FF	FR	PD	
9/13	MIA	2	2	0.0	0.0	0	0	0	2	0	
9/20	CAR	2	2	0.0	0.0	0	0	0	0	0	
9/27	@NE	2	1	0.0	0.0	0	0	0	0	0	
10/11	@SF	2	2	0.0	0.0	0	0	0	0	0	
10/18	CHI	2	1	0.5	3.5	0	0	1	0	1	
10/25	@DAL	0	0	0.0	0.0	0	0	0	0	0	
11/2	@NO	4	3	1.0	7.0	0	0	0	0	0	
11/8	WSH	11	9	2.5	12.0	0	0	0	0	0	
11/15	@CAR	4	4	0.0	0.0	0	0	0	0	0	
11/22	@NYG	4	1	0.0	0.0	0	0	0	0	0	
11/29	TB	6	5	1.0	5.0	0	0	1	0	1	
12/6	PHI	2	1	0.0	0.0	0	0	0	0	0	
12/13	NO	4	2	0.0	0.0	0	0	0	0	0	
12/20	@NYJ	3	2	0.0	0.0	0	0	0	0	0	
12/27	BUF	4	4	1.0	8.0	0	0	0	0	0	
1/3	@TB	6	5	0.0	0.0	0	0	0	0	0	
TOTALS		58	44	6.0	35.5	0	0	2	2	2	

2010 GAME-BY-GAME STATISTICS											
DATE	OPP	TK	SO	SK	YDS	INT	YDS	FF	FR	PD	
9/12	PIT				SUSPENDED						
9/19	ARI	2	1	1.0	6.0	0	0	1	0	0	
9/26	@NO	4	1	1.0	2.0	0	0	0	0	0	
10/3	SF	1	1	0.0	0.0	0	0	0	0	0	
10/10	@CLE	2	2	0.0	0.0	0	0	1	0	0	
10/17	@PHI	3	2	0.0	0.0	0	0	0	0	1	
10/24	CIN	1	1	0.0	0.0	0	0	0	0	0	
11/7	TB	1	1	0.0	0.0	1	0	0	0	1	
11/11	BAL	2	1	0.0	0.0	0	0	0	0	0	
11/21	@STL	1	1	0.0	0.0	0	0	0	0	0	
11/28	GB	3	3	0.0	0.0	0	0	0	0	0	
12/5	@TB	2	1	1.0	9.0	0	0	0	0	0	
12/12	@CAR	3	2	0.0	0.0	0	0	0	0	0	
12/19	@SEA	2	2	0.0	0.0	0	0	0	1	0	
12/27	NO	1	0	0.0	0.0	0	0	0	0	0	
1/2	CAR	3	2	1.0	15.0	0	0	0	0	0	
TOTALS		31	21	4.0	32.0	1	0	2	1	2	

2010 POSTSEASON STATISTICS											
DATE	OPP	TK	SO	SK	YDS	INT	YDS	FF	FR	PD	
1/15	GB	3	0	0.5	5.0	0	0	0	0	0	
TOTALS		3	0	0.5	5.0	0	0	0	0	0	

2008 GAME-BY-GAME STATISTICS											
DATE	OPP	TK	SO	SK	YDS	INT	YDS	FF	FR	PD	
9/7	DET	3	3	0.0	0.0	0	0	0	0	0	
9/14	@TB	3	2	1.0	8.0	0	0	0	0	0	
9/21	KC	3	3	0.0	0.0	0	0	0	0	0	
9/28	@CAR	3	2	0.0	0.0	0	0	0	0	0	
10/5	@GB	2	1	0.0	0.0	0	0	0	0	0	
10/12	CHI	5	4	0.0	0.0	0	0	0	0	0	
10/26	@PHI	1	1	0.0	0.0	0	0	0	0	0	
11/2	@OAK	1	1	0.0	0.0	0	0	0	1	0	
11/9	NO	0	0	0.0	0.0	0	0	0	0	0	
11/16	DEN	2	2	1.0	8.0	0	0	0	0	0	
11/23	CAR	3	1	0.0	0.0	0	0	0	0	1	
11/30	@SD	2	2	1.5	10.5	0	0	0	0	1	
12/7	@NO	3	2	0.0	0.0	0	0	0	0	0	
12/14	TB	3	3	0.0	0.0	0	0	0	0	0	
12/21	@MIN	1	1	0.0	0.0	0	0	0	0	0	
12/28	STL	3	2	0.0	0.0	0	0	0	0	0	
TOTALS		38	30	3.5	26.5	0	0	0	1	2	

2008 POSTSEASON STATISTICS											
DATE	OPP	TK	SO	SK	YDS	INT	YDS	FF	FR	PD	
1/3	@ ARZ	3	2	0.0	0.0	0	0	0	0	0	
TOTALS		3	2	0.0	0.0	0	0	0	0	0	

2007 GAME-BY-GAME STATISTICS											
DATE	OPP	TK	SO	SK	YDS	INT	YDS	FF	FR	PD	
9/9	@MIN	3	1	0.0	0.0	0	0	0	0	0	
9/16	@JAX	2	2	2.0	9.0	0	0	1	0	0	
9/23	CAR	3	2	0.0	0.0	0	0	0	0	1	
9/30	HOU				INACTIVE						
10/7	@TEN				INACTIVE						
10/15	NYG	3	2	0.0	0.0	0	0	0	0	0	
10/21	@NO	2	1	0.0	0.0	0	0	0	0	0	
11/4	SF	3	1	0.0	0.0	0	0	0	0	0	
11/11	@CAR	2	0	0.0	0.0	0	0	0	0	0	
11/18	TB	5	5	0.0	0.0	0	0	0	0	0	
11/22	IND	1	1	0.0	0.0	0	0	0	0	0	
12/2	@STL	5	3	0.0	0.0	0	0	0	0	0	
12/10	NO	4	3	0.0	0.0	0	0	0	0	0	
12/16	@TB	7	3	0.0	0.0	0	0	0	0	0	
12/23	@ARZ	8	8	0.0	0.0	0	0	0	0	1	
12/30	SEA	5	5	1.0	8.0	0	0	1	1	0	
TOTALS		53	37	3.0	17.0	0	0	2	1	2	

2005 GAME-BY-GAME STATISTICS											
DATE	OPP	TK	SO	SK	YDS	INT	YDS	FF	FR	PD	
9/12	PHI	1	1	0.0	0.0	0	0	0	1	0	
9/18	@SEA	2	1	0.0	0.0	0	0	0	0	0	
9/25	@BUF	1	1	0.0	0.0	0	0	0	0	0	
10/2	MIN	0	0	0.0	0.0	0	0	0	0	0	
10/9	NE	1	0	0.0	0.0	0	0	0	0	0	
10/16	@NO	3	1	0.0	0.0	0	0	0	0	0	
10/24	NYJ	0	0	0.0	0.0	0	0	0	0	0	
11/6	@MIA	5	2	0.0	0.0	0	0	0	0	0	
11/13	GB	2	0	0.5	6.0	0	0	0	0	0	
11/20	TB	3	3	0.0	0.0	0	0	0	0	0	
11/24	@DET	3	2	0.0	0.0	0	0	0	0	0	
12/4	@CAR	5	3	0.0	0.0	0	0	0	0	0	
12/12	NO	0	0	0.0	0.0	0	0	0	0	0	
12/18	@CHI	3	2	0.0	0.0	0	0	0	0	0	
12/24	@TB	5	5	0.0	0.0	0	0	0	0	1	
1/1	CAR	2	1	0.0	0.0	0	0	0	0	0	
TOTALS		36	22	0.5	6.0	0	0	0	1	1	

2006 GAME-BY-GAME STATISTICS											
DATE	OPP	TK	SO	SK	YDS	INT	YDS	FF	FR	PD	
9/10	@CAR	2	1	0.0	0.0	0	0	0	0	0	
9/17	TB	2	1	0.0	0.0	0	0	0	0	0	
9/25	@NO	3	3	0.0	0.0	0	0	0	0	0	
10/1	ARZ	1	0	0.0	0.0	0	0	0	0	0	
10/15	NYG	2	1	0.0	0.0	0	0	0	0	0	
10/22	PIT	5	4	1.0	10.0	0	0	1	1	0	
10/29	@CIN	2	2	0.0	0.0	0	0	0	0	1	
11/5	@DET	2	1	0.0	0.0	1	6	0	0	1	
11/12	CLE	0	0	0.0	0.0	0	0	0	0	1	
11/19	@BAL	4	2	0.0	0.0	0	0	0	0	0	
11/26	NO	2	1	0.0	0.0	0	0	0	0	0	
12/3	@WAS	2	1	0.0	0.0	0	0	0	0	0	
12/10	@TB	2	2	0.0	0.0	0	0	0	0	0	
12/16	DAL	3	2	0.0	0.0	0	0	0	0	0	
12/24	CAR	5	3	0.0	0.0	0	0	0	0	0	
12/31	@PHI	1	1	0.0	0.0	0	0	0	0	0	
TOTALS		38	25	1.0	10.0	1	6	1	1	3	

44	VIC BEASLEY JR. OUTSIDE LINEBACKER CLEMSON 2ND YEAR WITH FALCONS				
	HEIGHT: 6'3"	WEIGHT: 246	BIRTHDATE: 7/8/92	NFL EXP: 2 YRS	ACQUIRED: D1-'15

TRANSACTIONS

- » Selected by the Falcons in the first round (8th overall) of the 2015 NFL Draft.

2016 (FALCONS)

- » Started at linebacker and played 39 of 64 defensive snaps.

2015 (FALCONS)

- » Started all 16 games and led the team with four sacks. Added 27 tackles (20 solo), one interception, two forced fumbles, and two passes defended. According to NFL True Media, Beasley's four sacks were a Falcons rookie record.
- » Started his first NFL game and recorded three tackles (one solo) while adding one quarterback hit and one pass defense against Philadelphia (9/14).
- » Notched his first NFL sack at New York (9/20), dropping QB Eli Manning and forcing a fumble. Also added five tackles (three solo).
- » Started and posted his second sack at Dallas (9/27). Dropped QB Brandon Weeden for a 9-yard loss on a key third-down play in the fourth quarter. Added two tackles in the come-from-behind win.
- » Started and posted one tackle against Washington (10/11). Helped the Falcons defense hold the Redskins to 51 rushing yards and 2.1 yards per carry.
- » Notched his third sack of the season at Carolina (12/13), dropping QB Cam Newton for a 13-yard loss.
- » Posted four tackles, one pass defense, one forced fumble, and this fourth sack of the season against Carolina (12/27). Sealed the win with a 13-yard strip-sack of QB Cam Newton in the fourth quarter.

2016 GAME-BY-GAME STATISTICS

DATE	OPP	TK	SO	SK	YDS	INT	YDS	FF	FR	PD
9/11	TB	0	0	0.0	0.0	0	0	0	0	0
9/18	@OAK	-	-	-	-	-	-	-	-	-
9/26	@NO	-	-	-	-	-	-	-	-	-
10/2	CAR	-	-	-	-	-	-	-	-	-
10/9	@DEN	-	-	-	-	-	-	-	-	-
10/16	@SEA	-	-	-	-	-	-	-	-	-
10/23	SD	-	-	-	-	-	-	-	-	-
10/30	GB	-	-	-	-	-	-	-	-	-
11/3	@TB	-	-	-	-	-	-	-	-	-
11/23	@PHI	-	-	-	-	-	-	-	-	-
11/27	ARI	-	-	-	-	-	-	-	-	-
12/4	KC	-	-	-	-	-	-	-	-	-
12/11	@LA	-	-	-	-	-	-	-	-	-
12/18	SF	-	-	-	-	-	-	-	-	-
12/24	@CAR	-	-	-	-	-	-	-	-	-
1/1	NO	-	-	-	-	-	-	-	-	-
TOTALS		27	20	4.0	35.0	0	0	2	0	2
CAREER		27	20	4.0	35.0	0	0	2	0	2

COLLEGE

- » Appeared in 48 games for Clemson, starting in 28 of those contests. He is the all-time sack leader for Clemson with 33 career sacks, fourth in tackles for loss with 52.5 and seventh in forced fumbles with seven.
- » As a senior in 2014, he was one of three finalists for the Bednarik Award, one of four finalists for the Lombardi Award and one of six finalists for the Hendricks Award. He was first-team All-American by AFCA, AP, College Sports Madness and Walter Camp. He was also voted ACC defensive player of the year and first team all-ACC.
- » In 2013, he was a first-team All-ACC selection and was a menace of the field recording 44 tackles, 23 tackles for loss, 13 sacks, six pass breakups, four caused fumbles and one recovered fumble in 13 starts.
- » As a sophomore, he was voted honorable mention sophomore All-American. He showed that he would be an impressive player when he led the team in sacks with eight, which was fourth most in the ACC. He also had 18 tackles and eight tackles for loss.

PERSONAL

- » He was rated as the No. 16 athlete in the nation by ESPN, the number 37 athlete in the nation and No. 37 player in Georgia by Rivals.com.
- » He played running back in high school. During his senior year he had 120 rushes for 828 yards and seven touchdowns. Also had seven punt returns for a 17.3-yard average and two touchdowns. In his only kickoff return he took it 80 yards for a touchdown.
- » He was first-team all-state by AP and Georgia Sportswriter Association. Also named all-county and all-area as a junior and senior while playing high school and AAU basketball. He averaged a double-double for the Georgia All-Stars.
- » His father, Victor, played football at Auburn from 1982 -1984.
- » He graduated Aug. 8, 2014 before his final season at Clemson with a degree in sociology.

BEASLEY'S CAREER STATISTICS


YEAR	GP/GS	TK	SO	AST	SK	YDS	INT	YDS	LG	TD	PD	FF	FR	YDS	TD
2015	ATL	16/16	27	20	7	4.0	35.0	1	0	0	0	3	2	0	0
2016	ATL	1/1	0	0	0	0.0	0.0	0	0	0	0	0	0	0	0
TOTAL		17/17	27	20	7	4.0	35.0	1	0	0	0	3	2	0	0

BEASLEY'S BEST GAMES

TACKLES	SACKS	INTERCEPTIONS	PASSES DEFENSED
5 @ NYG (9/20/15)	1, Four Times	1 @ SF (11/8/15)	1, Two Times
4 vs. CAR (12/13/15)	Last vs. CAR (12/27/15)		Last vs. CAR (12/27/15)

2015 GAME-BY-GAME STATISTICS

DATE	OPP	TK	SO	SK	YDS	INT	YDS	FF	FR	PD
9/14	PHI	3	1	0.0	0.0	0	0	0	0	1
9/20	@NYG	5	3	1.0	0.0	0	0	1	0	0
9/27	@DAL	2	2	1.0	9.0	0	0	0	0	0
10/4	HOU	1	1	0.0	0.0	0	0	0	0	0
10/11	WAS	1	1	0.0	0.0	0	0	0	0	0
10/15	@NO	3	2	0.0	0.0	0	0	0	0	0
10/25	@TEN	2	2	0.0	0.0	0	0	0	0	0
11/1	TB	2	0	0.0	0.0	0	0	0	0	0
11/8	@SF	1	1	0.0	0.0	1	0	0	0	0
11/22	IND	1	1	0.0	0.0	0	0	0	0	0
11/29	MIN	0	0	0.0	0.0	0	0	0	0	0
12/6	@TB	0	0	0.0	0.0	0	0	0	0	0
12/13	@CAR	2	2	1.0	13.0	0	0	0	0	0
12/20	@JAX	0	0	0.0	0.0	0	0	0	0	0
12/27	CAR	4	4	1.0	13.0	0	0	1	0	1
1/3	NO	0	0	0.0	0.0	0	0	0	0	0
TOTALS		27	20	4.0	35.0	1	0	2	0	2
CAREER		27	20	4.0	35.0	1	0	2	0	2

5	MATT BOSHER PUNTER MIAMI (FL.) 6TH YEAR WITH FALCONS				
	HEIGHT: 6'0"	WEIGHT: 208	BIRTHDATE: 10/18/87	NFL EXP: 6 YRS	ACQUIRED: D6-'11

TRANSACTIONS

- » Selected as a sixth round (192nd pick overall) draft choice by Atlanta in 2011.

2016 (FALCONS)

- » Punted five times for 193 yards, including four kicks inside the 20-yard line against Tampa Bay (9/11).

2015 (FALCONS)

- » Punted 58 times for 2,735 yards and averaged 47.2 yards per kick - 40.4 net yards per punt. Also boomed a career long 69-yard punt and dropped 24 kicks inside the 20-yard line. Added 74 kickoffs and set a career high with 52 touchbacks.

CAREER

- » In five seasons, Boshier has punted 323 times for 14,801 yards while averaging 45.8 yards per punt (40.4 net average). Has kicked off 408 times with 218 touchbacks.
- » Held a 45.7 yard punting average, while also recording a 40.8 yard net punting average. Tied a career high with 27 punts dropped inside the 20-yard line in 2014.
- » Named NFC Special Teams Player of the Week in Week 15 at New Orleans when he downed four punts inside the 20, including three punts inside or at the 10-yard line.
- » Boasted a 46.6 yard punting average while breaking his own franchise record and ranking sixth in the NFL with a 41.1 yard net punting average in 2013. Also dropped 26 punts inside the 20-yard line.
- » Kicked off 73 times with 50 touchbacks and three recovered onside kicks. His consistency led to touchbacks on 68.5 percent of his kickoffs, a mark ranked third in the NFL in 2013.

- » Last season, 64 of his 73 kickoffs reached the endzone, excluding onside attempts, and his 87.7 endzone percentage ranked eighth in the League.

- » Boshier's three successful onside kicks in 2013 were the most in the NFL since 2007 when Arizona's Neil Rackers also had three successful onside attempts.

- » In three seasons with the Falcons, has punted 198 times for 9,003 yards with a 45.5 yard average and a 40.2 net average. Has dropped 75 punts inside the 20-yard line with just 10 landing in the endzone for touchbacks. Has kicked off 253 times with 120 touchbacks, a 47.4 touchback percentage, and a 66.0 yard average.

- » Punted 60 times for 2,827 yards, with a 47.1 yard average and set a franchise record with a 40.7 yard net punting average in 2012.

- » In 2012, posted six games with an average above 50 yards, including a season-high 53.2 yard average in a Week 13 win over the New Orleans Saints (11/29/12). In those six games, dropped eight of his 22 punts inside the 20-yard line and allowed just one touchback.

- » His three touchbacks on punts in 2012 were the lowest total by a Falcons punter since Michael Koenen had three in 2009.

- » Set a franchise record with 45 touchbacks on kickoffs, breaking Koenen's club best 28 set in 2009.

- » Punted 70 times pinning opponents inside their own 20 yard line 27 times, which was tied for the fourth-highest total in a single season in team history in 2011.

- » Averaged 42.7 per kick and the Falcons allowed 4.8 yards per punt return, which was tops in the NFL in 2011.

- » In 2011, Falcons opponents started 62 of their 180 offensive possessions inside their own 20-yard line, which led the League.

COLLEGE

- » Served as the Hurricanes primary placekicker and punter, appearing in 50 games during his career.
- » Set a school record after connecting on 14 consecutive field goal attempts between 2009 and 2010.
- » Posted a string of 105-straight PATs, which is the second-best streak in Miami annals. His 127 PATs and 260 points scored both placed seventh in Hurricanes annals.
- » Connected on 45 field goals as a Hurricane, posting a field goal percentage of 84.9 (45-of-53), including 9-of-13 attempts of 40-or-more yards.
- » As a punter, placed 70-of-234 attempts inside the 20-yard line, finishing with a 41.7-yard average, and averaged at least 40.0 yards in each of his four seasons handling punting duties.
- » Had 49 punts for 50 yards or longer and forced opponents to call for 82 fair catches.
- » Closed out his career ranked second in school history in consecutive PATs made (105), tied for fifth in field goals made (45), seventh in point after touchdowns made (127), in total points scored (260) and points scored kicking (260).
- » As a senior, earned first-team All-Atlantic Coast Conference honors as a punter from The NFL Draft Report and second-team accolades from the league's media and coaches. He was named the team's Special Teams Player of the Year and was a candidate for the Lowe's Senior Class Award.

- » In his junior season, earned All-Atlantic Coast Conference first-team honors as a kicker and second-team recognition as a punter. Ranked second in the league with a 42.53-yard average on 51 punts for 2,169 yards, placing 23 kicks inside the 20-yard line with 12 attempts for 50 yards or longer, seven touchbacks and 21 fair catches.
- » As a sophomore, earned second-team All-ACC honors as a kicker and punter, while receiving the Jack Harding Award, given to the team's MVP. Was also a semi-finalist for the Lou Groza Award, given to the nation's top kicker.

PERSONAL


- » Attended Jupiter (Fla.) High School where Scout.com regarded Boshier as the best kicker in the prep ranks, giving him a four-star prospect rating. He was also rated the top kicker in the nation by Rivals.com.
- » Earned U.S. Army All-American honors and was selected to play in the U.S. Army All American Bowl game after his senior season.
- » Was rated the state of Florida's best kicking specialist by the Florida Times-Union and the two-time All-State selection was also the recipient of the Lou Groza Award for Palm Beach County as a junior and senior.
- » Named the Atlanta Falcons Walter Payton Man of the Year award in 2012. The Atlanta Falcons Man of the Year award recognizes a player's off-the-field community service. Each team in the NFL nominates one player from their organization for this prestigious honor.

BOSHER'S CAREER STATISTICS

		PUNTING									FIELD GOALS				KICKOFFS			
YEAR	GP/GS	NO	YDS	AVG	NET	TB	20	LG	BK	FG	ATT	%	LG	PAT	ATT	PTS	KO	TB
2011	ATL 16/0	70	2,990	42.7	38.9	4	27	59	1	0	0	0.0	0	0	0	0	87	25
2012	ATL 16/0	60	2,847	46.7	40.7	4	22	63	2	0	0	0.0	0	0	0	0	93	45
2013	ATL 16/0	68	3,166	46.6	41.1	2	26	63	2	0	0	0.0	0	0	0	0	73	50
2014	ATL 16/0	67	3,063	45.7	40.8	4	27	66	0	0	0	0.0	0	0	0	0	83	46
2015	ATL 16/0	58	2,735	47.2	40.4	4	24	69	1	0	0	0.0	0	0	0	0	74	52
2016	ATL 1/0	5	193	38.6	38.6	0	4	49	0	0	0	0.0	0	0	0	0	6	5
TOTALS	81/0	328	14,994	45.7	40.3	18	130	69	6	0	0	0.0	0	0	0	0	414	223

BOSHER'S POSTSEASON STATISTICS

		PUNTING									FIELD GOALS				KICKOFFS			
YEAR	GP/GS	NO	YDS	AVG	NET	TB	20	LG	BK	FG	ATT	%	LG	PAT	ATT	PTS	KO	TB
2011	ATL 1/0	7	322	46.0	42.0	0	1	59	0	0	0	0.0	0	0	0	0	1	0
2012	ATL 2/0	4	174	43.5	32.5	0	1	48	0	0	0	0.0	0	0	0	0	11	7
TOTALS	3/0	11	496	45.1	38.5	0	2	59	0	0	0	0.0	0	0	0	0	12	7

<div>3</div>	<div> MATT BRYANT PLACEKICKER BAYLOR 8TH YEAR WITH FALCONS </div>			
HEIGHT: 5'9"	WEIGHT: 203	BIRTHDATE: 5/29/75	NFL EXP: 15 YRS	ACQUIRED: FA-'09

TRANSACTIONS

- » Originally signed as a free agent by the New York Giants in 2002 and was allocated to NFL Europa.
- » Released by the Giants in 2004 and competed in four games between the Indianapolis Colts and Miami Dolphins.
- » Signed by Tampa Bay as a free agent on March 2, 2005.
- » Released by the Buccaneers on September 5, 2009 and competed with the Florida Tuskers of the UFL.
- » Signed by the Falcons as a free agent on December 1, 2009.
- » Signed by the Falcons as a free agent on July 29, 2011.

2016 (FALCONS)

- » Scored 10 points in the season opener against Tampa Bay (9/11). Converted three-of-three field goals with a long of 34 yards while adding one extra point.

2015 (FALCONS)

- » Converted 14-of-18 field goals in 10 games before being placed on injured reserve. Also made all 26 of his PAT attempts.
- » Connected on all four of field goal attempts, including a 47-yarder that would prove to be the game winner vs. Philadelphia (9/14). Hit the 21st game winning field goal of his career and his 10th as a Falcon.
- » Connected on two of his four field goal attempts against Washington (10/11). His streak of 28 straight made field goals was the second-longest in team history behind his stretch of 30 consecutive FGs between 2010 and 2011.

- » Connected on all three of his PAT attempts at New Orleans (10/15), becoming the second player in franchise history to eclipse 700-career points with the Falcons (Morten Andersen - 806).

CAREER

- » In seven seasons in Atlanta, has connected on 162 of 185 field goals (87.6 percent), including 18 of 24 kicks from beyond 50 yards. Has tallied 734 points during his Falcons career, which ranks second in team history.
- » Connected on 29 of his 32 field goals, including several game winners, and moved into second on the franchise's all-time scoring list. Also had an NFL best seven kicks from 50-yards-or-longer in 2014.
- » Became the fourth player in NFL history to kick a 50+ yard field goal with less than a minute remaining in regulation to force overtime in addition to converting a 50+ game-winning field goal in overtime vs. New Orleans (9/7/14).
- » Made eight extra points and passed Mick Luckhurst as the second leading scorer for the Atlanta Falcons scoring 562 total points with the Falcons vs Tampa Bay (9/18/14).
- » Was four-for-four on field goals, which marked the ninth time in his career he's made four field goals in a single game. He also made two extra points which pushed him over the 600 point mark (601), making him the second player in Atlanta Falcon history to reach 600 points at Tampa Bay (11/9/14).
- » Was 5/5 on field goal attempts, which is a career high. His 17 total points tied him for the fourth point total by any kicker in a single game in franchise history vs Arizona (11/30/14).

- » Connected on 24 of 27 field goal attempts in 2013, including a 36-yard game winner against the Buffalo Bills in Week 13. His 88.9 field goal percentage was the third highest of his career and his best mark since making a career-high 93.1 percent of his kicks in 2011.
- » Moved into third on the Falcons all-time scoring list after posting six points against the Rams with three extra points and a 38-yard field goal (9/15/13). Passed K Jay Feely who amassed 436 points during his four seasons with the Falcons.
- » In 163 career games, has converted 253 of 303 field goal attempts (84.8 pct.), a long kick of 62 yards and 363 of 367 PATs for a total of 1,134 career points.
- » Has connected on 119 field goals since joining the Falcons, which ranks second in club annals behind Morten Andersen who hit 184. Is one of three players in team history to reach the century mark in made field goals. Passed Jay Feely (98) and Mick Luckhurst (115) in 2013.
- » Enters the 2014 season ranking fifth in the NFL among active players with 1,134 total points.
- » Since joining the Falcons in 2009, his 88.1 field goal percentage (119 of 135) fifth in the NFL and is the highest among placekickers attempting at least 100 field goals.
- » Hit 33 of 38 field goal attempts (86.8 percent) in 2012, including all four of his attempts of 50 yards or longer. Also connected on all 44 of his extra point attempts and scored 143 points.
- » Since joining the Falcons in 2009, Bryant has connected on 11 of 14 kicks from 50-yards-or-longer.
- » Hit a 49-yard game winning field goal with 13 seconds remaining in the Falcons NFC Divisional Playoff matchup with the Seattle Seahawks (1/13/13). The kick was his 15th career game winner and his sixth as a Falcon.
- » In 2012, ranked third in the NFL and set a franchise record with 143 points, breaking Jay Feely's previous record of 138 set in 2002.
- » Connected on all four of his field goal attempts of 50+ yards, including a 55-yard game winner against Oakland (10/14) in 2012.
- » In 2011, set a franchise record by connecting on 30 consecutive field goals, breaking K Norm Johnson's record of 26 in a row set between 1992 and 1993.
- » Kicked the second-longest game-winning field goal in NFL history after splitting the uprights on a 62-yarder against Philadelphia in 2006.

- » Has earned NFC Player of the Week honors six times (twice with the Buccaneers, the New York Giants and Falcons), including two times in 2010, and player of the month honors once during his career.
- » Has made 15 game-winning field goals in his career, including six as a Falcon..

COLLEGE

- » A graduate of Baylor University, ranks seventh on the school's all-time scoring list with 105 points (21 field goals and 42 extra points).
- » His 21 field goals place him fifth in Bears history while his 42 of 42 PATs set the school record with a 100 percent success rate.
- » Attended Trinity Valley Junior College for two years and was twice named a junior college All-America selection.


PERSONAL

- » Attended Bridge City High School in Texas where his 52-yard field goal is still the school record.
- » Following the 2008 season, was honored by the PFWA with the Halas Award, which goes to the individual in the NFL who overcame the most adversity to succeed during a season.
- » Was named the Buccaneers 2007 Man of the Year and a finalist for the NFL Walter Payton Man of the Year award for his work on and off the football field.
- » Was the Buccaneers 2008 Ed Block Courage Award recipient.
- » Married to Melissa, and the couple has seven children. The couple's youngest son, Matthew Tryson, passed away in September of 2008.
- » Attended several events to support the March of Dimes Georgia chapter during the 2010 season. He attended a special Prematurity Town Hall Forum at Zoo Atlanta, Bowling for Babies and an Evening of Excellence, where he and his wife, Melissa, spoke about how the March of Dimes has impacted their lives and the great work that they do to support babies all across the nation.
- » Participated in the Extra Yard partnership program and donated his tickets to the March of Dimes Georgia.
- » Attended a special night at Andretti's Indoor Karting & Games with several children from the Make A Wish Foundation of Georgia/Alabama, bowling for Challenged Child & Friends and Fishing with the Falcons (a special fishing outing on Lake Lanier with wounded military veterans).

BRYANT'S CAREER STATISTICS																
		FIELD GOALS							KICKOFFS							
YEAR	GP/GS	FG	ATT	%	LG	PAT	ATT	PTS	KO	TB	NO	YD	AVG	NET	TB	20 LG BK
2002	NYG 16/0	26	32	81.3	47	30	32	108	70	2	0	0	0.0	0	0	0
2003	NYG 11/0	11	14	78.6	47	17	17	50	38	2	0	0	0.0	0	0	0
2004	IND/MIA 4/0	3	4	75.0	47	12	12	21	18	0	0	0	0.0	0	0	0
2005	TB 15/0	21	25	84.0	50	31	31	94	66	5	0	0	0.0	0	0	0
2006	TB 16/0	17	22	77.3	62	23	23	73	53	4	0	0	0.0	0	0	0
2007	TB 16/0	28	33	84.8	49	34	34	118	74	6	0	0	0.0	0	0	0
2008	TB 16/0	32	38	84.2	49	35	36	131	81	6	0	0	0.0	0	0	0
2009	ATL 5/0	7	10	70.0	51	10	10	31	0	0	1	36	36.0	36	0	1
2010	ATL 16/0	28	31	90.3	51	44	44	128	0	0	0	0	0.0	0	0	0
2011	ATL 16/0	27	29	93.1	51	45	45	126	0	0	0	0	0.0	0	0	0
2012	ATL 16/0	33	38	86.8	55	44	44	143	0	0	0	0	0.0	0	0	0
2013	ATL 16/0	24	27	88.9	53	39	39	111	0	0	0	0	0.0	0	0	0
2014	ATL 16/0	29	32	90.6	54	40	40	127	0	0	0	0	0.0	0	0	0
2015	ATL 10/0	14	18	77.8	47	26	26	68	0	0	0	0	0.0	0	0	0
2016	ATL 1/0	3	3	100.0	34	1	1	10	0	0	0	0	0.0	0	0	0
TOTALS		190/0	303	356	85.1	62	430	434	1,339	406	25	1	36	36.0	36	0



K Matt Bryant ranks second in franchise history with more than 700 points.

65	CHRIS CHESTER GUARD OKLAHOMA 2ND YEAR WITH FALCONS			
HEIGHT: 6'3"	WEIGHT: 303	BIRTHDATE: 1/12/83	NFL EXP: 11 YRS	ACQUIRED: FA-'15

TRANSACTIONS

- » Originally selected by the Baltimore Ravens in the second round (56th overall) of the 2006 NFL Draft out of Oklahoma.
- » Signed by the Falcons on May 30, 2015.
- » Re-signed with the Falcons on April 20, 2016.

2016 (FALCONS)

- » Started at right guard and blocked for an offense totaled 374 yards in the season opener against Tampa Bay (9/11).

2015 (FALCONS)

- » Started all 16 games at right guard and blocked for an offense that ranked seventh in the NFL averaging 374.1 yards per game.
- » Started at right guard and blocked for an offense that gained 378 total yards, including 135 yards on the ground, against Houston (10/4). Opened running lanes for RB Devonta Freeman who became the first player since the AFL-NFL merger to score three rushing touchdowns in his first two starts.

CAREER


- » Spent time with the Ravens and Redskins seeing action in 73 games with 47 starts.
- » During his four year stint with the Redskins, Chester started all 64 games. In 2013, he blocked for a rushing attack that tallied 2,164 yards, which was the fifth best rushing mark in the NFL.

COLLEGE

- » Converted to offensive line as a senior after joining the Sooners' program as a 220-pound TE, adding over 60 pounds during college. Appeared in 22 career games, starting nine. Had 25 knockdown blocks for a Sooners' offense that averaged 355.1 ypg in 2005.

PERSONAL

- » In 2011, worked with the Washington Redskins Charitable Foundation and the U.S. Marine Corps to provide 1,100 youth in need with a toy during the holiday season at the annual Skins Santa Shoppe.
- » During the 2009 season, visited the Ronald McDonald House to pack and donate shoe boxes to send to needy children across the globe.
- » Two-time first-team Golden West All-League and All-Orange County selection by The Los Angeles Times at Tustin (Calif.) HS.
- » Gained 815 yards with 11 TDs receiving as a senior and rushed for 450 yards and 5 scores. Earned the League Defensive Player of the Year honors as a small forward on the basketball team as a junior.
- » Was one of 32 players to attend The Wharton School of the University of Pennsylvania (Feb. 24-27 and March 25-27, 2009).
- » Chris and his wife, Kirbie, have three children, Sean, Syllas and Sloane. Full name: Christopher Sean Chester.

99	ADRIAN CLAYBORN				
	DEFENSIVE END				
	IOWA 2ND YEAR WITH FALCONS				
HEIGHT:	WEIGHT:	BIRTHDATE:	NFL EXP:	ACQUIRED:	
6'3"	280	7/6/88	6 YRS	FA-'15	

TRANSACTIONS

- » Originally selected by the Tampa Bay Buccaneers in the first round (20th overall) of the 2011 NFL Draft.
- » Signed by the Falcons on March 12, 2015.

2016 (FALCONS)

- » Started at defensive end and played 35 of 64 defensive snaps against Tampa Bay (9/11). Posted two tackles, one tackle for loss, and two quarterback hits.

2015 (FALCONS)

- » Played in all 16 games with four starts in his first year with the Falcons. Collared 15 tackles (14 solo) with three sacks and one fumble recovery.
- » Notched his first sack of the season at Dallas (9/27), dropping QB Brandon Weeden for a three yard loss on the Cowboys final drive. Added two tackles and one tackle for loss.
- » Started at defensive end and logged two tackles and two quarterback hits against Washington (10/11). Helped the Falcons defense hold the Redskins to 51 rushing yards and 2.1 yards per carry.
- » Saw action on the defensive line at New Orleans (10/15). Posted two tackles and his second sack of the season, dropping QB Drew Brees for an eight-yard loss.
- » Posted his third sack of the season, dropping QB Blake Bortles for a seven-yard loss at Jacksonville (12/20). Also added one tackle.
- » Recovered a QB Cam Newton fumble to seal the Falcons 20-13 win over Carolina (12/27).

CAREER

- » Has played in 52 games with 40 starts, tallying 124 total tackles (88 solo) with 16.0 sacks, five forced fumbles, one fumble recovery and one pass defended.

2016 GAME-BY-GAME STATISTICS

DATE	OPP	TK	SO	SK	YDS	INT	YDS	FF	FR	PD
9/11	TB	2	2	0.0	0.0	0	0	0	0	0
9/18	@OAK	-	-	-	-	-	-	-	-	-
9/26	@NO	-	-	-	-	-	-	-	-	-
10/2	CAR	-	-	-	-	-	-	-	-	-
10/9	@DEN	-	-	-	-	-	-	-	-	-
10/16	@SEA	-	-	-	-	-	-	-	-	-
10/23	SD	-	-	-	-	-	-	-	-	-
10/30	GB	-	-	-	-	-	-	-	-	-
11/3	@TB	-	-	-	-	-	-	-	-	-
11/23	@PHI	-	-	-	-	-	-	-	-	-
11/27	ARI	-	-	-	-	-	-	-	-	-
12/4	KC	-	-	-	-	-	-	-	-	-
12/11	@LA	-	-	-	-	-	-	-	-	-
12/18	SF	-	-	-	-	-	-	-	-	-
12/24	@CAR	-	-	-	-	-	-	-	-	-
1/1	NO	-	-	-	-	-	-	-	-	-
TOTALS		2	2	0.0	0.0	0	0	0	0	0
CAREER		126	90	16.0	18.0	0	0	0	1	0

- » Played in one game in 2014 before being placed on injured reserve in 2014.
- » Started all 16 games and recorded a career-high with 64 tackles, including 19 for loss, six sacks, and two forced fumbles in 2013. His 19 tackles for loss that season ranked fourth in the NFL behind DE Robert Quinn (23), DE J.J. Watt (22), and LB Lavonte David (20). Added 14.5 run stuffs, which tied for the NFL lead, with David and Watt, according to STATS, LLC.
- » Started the first three games of the 2012 season before seeing the year cut short by injury.
- » As a rookie in 2011, started all 16 game and posted 54 tackles (26 solo), 7.5 sacks, and three forced fumbles.

COLLEGE


- » Was a two-time team captain that started in 37 of 50 games played, including his last 30 games during his Iowa career (2007-10). He recorded 192 tackles to go with 19.0 sacks, 37.5 tackles for loss, seven forced fumbles, and one fumble recovery while earning All-Big Ten honors following his junior and senior seasons.

PERSONAL

- » Attended Webster Groves High School where he was a four-year letterman and team captain. Recorded 240 tackles, five sacks, four forced fumbles and three interceptions on defense in his career, while adding 42 receptions for 691 yards (16.45 ypc) and 10 touchdowns on offense.
- » Racked up 103 tackles with three sacks, a forced fumble and an interception as a senior while earning all-state and all-conference honors as a linebacker and tight end. Was named the Missouri Player of the Year.

2015 GAME-BY-GAME STATISTICS

DATE	OPP	TK	SO	SK	YDS	INT	YDS	FF	FR	PD
9/14	PHI	1	1	0.0	0.0	0	0	0	0	0
9/20 @	NYG	0	0	0.0	0.0	0	0	0	0	0
9/27 @	DAL	2	2	1.0	3.0	0	0	0	0	0
10/4	HOU	0	0	0.0	0.0	0	0	0	0	0
10/11	WAS	2	2	0.0	0.0	0	0	0	0	0
10/15 @	NO	2	2	1.0	8.0	0	0	0	0	0
10/25 @	TEN	0	0	0.0	0.0	0	0	0	0	0
11/1	TB	1	1	0.0	0.0	0	0	0	0	0
11/8 @	SF	0	0	0.0	0.0	0	0	0	0	0
11/22	IND	2	2	0.0	0.0	0	0	0	0	0
11/29	MIN	1	1	0.0	0.0	0	0	0	0	0
12/6 @	TB	1	0	0.0	0.0	0	0	0	0	0
12/13 @	CAR	1	1	0.0	0.0	0	0	0	0	0
12/20 @	JAX	1	1	1.0	7.0	0	0	0	0	0
12/27	CAR	0	0	0.0	0.0	0	0	0	1	0
1/3	NO	1	1	0.0	0.0	0	0	0	0	0
TOTALS		15	14	3.0	18.0	0	0	0	1	0
CAREER		124	88	16.0	18.0	0	0	0	1	0

26	TEVIN COLEMAN RUNNING BACK INDIANA 2ND YEAR WITH FALCONS				
	HEIGHT: 6'1"	WEIGHT: 210	BIRTHDATE: 4/16/93	NFL EXP: 2 YRS	ACQUIRED: D3-'15

TRANSACTIONS

- » Selected by the Falcons in the third round (72nd overall) of the 2015 NFL Draft.

2016 (FALCONS)

- » Caught five passes for 95 yards (19.0 yards per catch) while adding 22 yards on eight carries against Tampa Bay (9/11). One of 10 running backs in franchise history to record 95 receiving yards in a single game.

2015 (FALCONS)

- » Played in 12 games with three starts during his rookie season. Logged 87 carries for 392 yards with one touchdown. Also added two catches for 14 yards as a receiver out of the backfield.
- » Totaled 80 yards on 20 carries against Philadelphia (9/14). His 80 rushing yards were the most by a Falcons rookie since RB Jerious Norwood ran for 107 yards against the Washington Redskins.
- » Scored his first career touchdown, punching in a 1-yard run, at New York (9/20). Recorded 32 yards on nine carries before leaving the game with a rib injury.
- » Posted a game-high 17 carries and 48 rushing yards against Indianapolis (11/22). Helped the Falcons rush for at least 100 yards for the eighth time this season.
- » Had a career day against Minnesota (11/29), rushing for 110 yards on 18 carries while averaging 6.1 yards per carry. Recorded his first career 100-yard game giving Atlanta a 100-yard rusher in five games this season.

COLLEGE

- » Played in 33 games for the Hoosiers and logged 3,219 yards on 452 carries. He averaged 7.1 yards per carry and 97.5 yards per game, while tallying 28 touchdowns.

2016 GAME-BY-GAME STATISTICS											
DATE	OPP	RUSHING					RECEIVING				
		RUSH	YDS	AVG	LG	TD	REC	YDS	AVG	LG	TD
9/11	TB	8	22	2.8	7	0	5	95	19.0	47	0
9/18	@OAK	-	-	-	-	-	-	-	-	-	-
9/26	@NO	-	-	-	-	-	-	-	-	-	-
10/2	CAR	-	-	-	-	-	-	-	-	-	-
10/9	@DEN	-	-	-	-	-	-	-	-	-	-
10/16	@SEA	-	-	-	-	-	-	-	-	-	-
10/23	SD	-	-	-	-	-	-	-	-	-	-
10/30	GB	-	-	-	-	-	-	-	-	-	-
11/3	@TB	-	-	-	-	-	-	-	-	-	-
11/13	@PHI	-	-	-	-	-	-	-	-	-	-
11/27	ARI	-	-	-	-	-	-	-	-	-	-
12/4	@TB	-	-	-	-	-	-	-	-	-	-
12/11	@CAR	-	-	-	-	-	-	-	-	-	-
12/18	@JAX	-	-	-	-	-	-	-	-	-	-
12/24	CAR	-	-	-	-	-	-	-	-	-	-
1/1	NO	-	-	-	-	-	-	-	-	-	-
TOTALS		8	22	2.8	7	0	5	95	19.0	47	0
CAREER		95	414	4.4	46	1	7	109	15.6	47	0

- » In 2014, he became the 18th player in FBS history to reach 2,000 rushing yards in a single season. He recorded 2,036 yards, and averaged 169.7 rushing yards per game, finishing the season with 11 100-yard rushing games.
- » His spectacular 2014 season allowed him to finish seventh in the Heisman Trophy voting, and he was a finalist for the Doak Walker Award. He also earned first team All-Big Ten honors and served as a team captain for the Hoosiers.
- » He set a single game rushing record with 307 rushing yards on 32 carries against Rutgers in 2014.
- » In 2013, he rushed for 958 yards on 131 carries and averaged 106.4 rushing yards per game with 12 touchdowns. He also tallied 1,275 all-purpose yards and earned honorable mention All-Big Ten honors, as well as Indiana's Corby Davis Memorial Award as the team's most outstanding running back.

- » During his freshman year in 2013, he was named to the freshman All-Big Ten team, and rushed for 225 yards on 51 carries and one touchdown. He led the Hoosiers in kick return yards with 566 on 24 returns. Also scored on a career-long 96-yard return touchdown.

PERSONAL

- » He attended Oak Forest High School and played running back, wide receiver and cornerback.
- » He was named the Pepsi-Cola/Southtown Star as well as the Suburban Conference and Daily Southtown Player of the Year.
- » He was selected as a first team all-state choice after rushing for 949 yards on 83 carries with 13 touchdowns.

2015 GAME-BY-GAME STATISTICS											
DATE	OPP	RUSHING					RECEIVING				
		RUSH	YDS	AVG	LG	TD	REC	YDS	AVG	LG	TD
9/14	PHI	20	80	4.0	20	0	0	0	-	-	0
9/20 @	NYG	9	32	3.6	11	1	0	0	-	-	0
9/27 @	DAL	INACTIVE									
10/4	HOU	INACTIVE									
10/11	WAS	2	3	1.5	2	0	0	0	-	-	0
10/15 @	NO	4	40	10.0	18	0	0	0	-	-	0
10/25 @	TEN	3	14	4.7	10	0	0	0	-	-	0
11/1	TB	3	11	3.7	7	0	1	10	10	10	0
11/8 @	SF	1	3	3.0	3	0	0	0	-	-	0
11/22	IND	17	48	2.8	10	0	0	0	-	-	0
11/29	MIN	18	110	6.1	46	0	0	0	-	-	0
12/6 @	TB	3	13	4.3	10	0	1	4	4	4	0
12/13 @	CAR	3	15	5.0	11	0	0	0	-	-	0
12/20 @	JAX	4	23	5.8	9	0	0	0	-	-	0
12/27	CAR	INACTIVE									
1/3	NO	INACTIVE									
TOTALS		87	392	4.5	46	1	2	14	7.0	10	0
CAREER		87	392	4.5	46	1	2	14	7.0	10	0

COLEMAN'S CAREER STATISTICS


YEAR	GP/GS	RUSHING					RECEIVING				
		ATT	YDS	AVG	LG	TD	REC	YDS	AVG	LG	TD
2015	ATL 12/3	87	392	4.5	46	1	2	14	7.0	10	0
2016	ATL 1/0	8	22	2.8	7	0	5	95	19.0	47	0
TOTALS		95	414	4.4	46	1	7	109	15.6	47	0

COLEMAN'S BEST GAMES

RUSHING ATT	RUSHING YDS	RECEPTIONS	RECEIVING YARDS
20 vs. PHI (9/14/15)	110 vs. MIN (11/29/15)	5 vs. TB (9/11/16)	95 vs. TB (9/11/16)
18 vs. MIN (11/29/15)	80 vs. PHI (9/14/15)		



Tevin Coleman ran for 392 yards on 87 carries with one touchdown as a rookie in 2015.

32	JALEN COLLINS CORNERBACK LOUISIANA STATE UNIVERSITY 2ND YEAR WITH FALCONS				
	HEIGHT: 6'1"	WEIGHT: 203	BIRTHDATE: 3/20/93	NFL EXP: 2 YRS	ACQUIRED: D2-'15

TRANSACTIONS

- » Selected by the Falcons in the second round (42nd overall) of the 2015 NFL Draft.

2015 (FALCONS)

- » Played in all 16 games with two starts in 2015, posting 12 tackles and five special teams tackles.
- » Made his NFL debut, posting two tackles against Philadelphia (9/14).
- » Made his first career start at Tennessee (10/25). Played 67 snaps on defense and helped the Falcons hold the Titans to 179 passing yards.
- » Saw the highest number of snaps (50) of any cornerback against Tampa Bay (11/1). Helped the Falcons defense hold the Bucs to 173 net passing yards.

COLLEGE

- » Played in 39 games, with 10 starts, in three years for the LSU Tigers. Finished his career with 90 total tackles (58 solo), 17 passes defended and three interceptions.
- » During his final year at LSU in 2014, he played all 13 games, with seven starts. He tallied 38 total tackles (28 solo), nine passes defended and one interception.

- » In 2013, he played in all 13 games with two starts. He finished the season with 22 tackles (15 solo) and two passes defended during his redshirt-sophomore year.

- » During his redshirt-freshman year, he received freshman All-SEC honors by appearing in all 13 games with only one start, and finishing his season with 30 total tackles (15 solo), six passes defended and two interceptions.

PERSONAL


- » He was a blue chip defensive back out of Olive Branch High School in Mississippi, and was rated a 4-star prospect by rivals.com and a 3-star by espn.com.
- » He was named to the Mississippi 6A first team all-state by the Mississippi Association of Coaches. Also named to the first team all-state by the Clarion Ledger.
- » He recorded 45 total tackles, three interceptions and two blocked field goals during his senior season in high school.
- » His parents are Valencia Collins and Jon Wallace.
- » Has three siblings and majored in sports administration at LSU.

COLLINS' CAREER STATISTICS

YEAR		GP/GS	TK	SO	AST	SK	YDS	INT	YDS	LG	TD	PD	FF	FR	YDS	TD
2015	ATL	16/2	12	12	0	0.0	0.0	0	0	0	0	0	0	0	0	0
TOTAL		16/2	12	12	0	0.0	0.0	0	0	0	0	0	0	0	0	0



Jalen Collins played in 16 games with two starts during his rookie season.

76	TOM COMPTON OFFENSIVE LINE SOUTH DAKOTA 1ST YEAR WITH FALCONS				
	HEIGHT: 6'5"	WEIGHT: 308	BIRTHDATE: 5/10/89	NFL EXP: 4 YRS	ACQUIRED: FA-'16

TRANSACTIONS

- » Originally selected by the Washington Redskins in the sixth round (193rd overall) of the 2012 NFL Draft.
- » Signed by the Atlanta Falcons as a free agent on March 16, 2016.

2016 (FALCONS)

- » Saw action on special teams in the Falcons season opener against the Buccaneers (9/11).

2015 (REDSKINS)

- » Played in 13 games with one start and helped block for an offense that averaged 255.9 passing yards per game.

CAREER

- » Played in 44 games with 10 starts during his four years in Washington.
- » Played in 15 games in 2013, making his NFL debut vs. PHI (9/9), seeing action on special teams.



COLLEGE

- » After redshirting in 2007, started all 43 games for South Dakota during his time with the Coyotes from 2008-11.
- » As a senior in 2011, started all 11 games, including helping the Coyotes to a 30-17 upset of top-ranked defending champion Eastern Washington.

- » In 2010, was named an All-Great West Conference first-team selection. Started all 11 games at left tackle. Received USD's Most Valuable Lineman Award, helping the Coyotes average 150.9 rushing yards, 207.1 passing yards and 23.4 points per game.
- » As a sophomore in 2009, was named All-Great West Conference honorable mention, starting all 10 games at right tackle for the Coyotes. Was an integral part of a USD offense that averaged 460 yards per game (fourth in the nation), 202 rushing yards per game (11th in the nation) and 258 passing yards per game (16th in the nation).
- » In 2008, started all 11 games at right tackle on offensive line that helped the Coyotes rank in the top 10 nationally in scoring offense, total offense and rushing offense.

PERSONAL

- » Attended Rosemount (Minn.) H.S., where he was a two-year starter on the offensive line. Led his high school team to section championship and a state semifinal berth. Helped pave way for a 1,000-yard rusher.
- » Decorated gingerbread houses with Pediatric Oncology patients at INOVA Fairfax, Va. in 2014.
- » Son of John and Karen Compton. Born on May 10, 1989... Majored in Political Science at USD.

42	PATRICK DIMARCO			 PRO BOWL 2015	
	FULLBACK				
UNIVERSITY SOUTH CAROLINA 4TH YEAR WITH FALCONS					
HEIGHT: 6'1"	WEIGHT: 234	BIRTHDATE: 4/30/89	NFL EXP: 6 YRS	ACQUIRED: FA-'13	

TRANSACTIONS

- » Originally signed by the San Diego Chargers as a college free agent out of South Carolina following the 2011 NFL Draft.
- » Signed by the Kansas City Chiefs on August 2, 2012.
- » Signed to the Falcons practice squad on September 1, 2013.

2016 (FALCONS)

- » Saw action on offense and special teams in the Falcons season opener against Tampa Bay (9/11). Caught one pass for eight yards.

2015 (FALCONS)

- » Had a breakout year in 2015, earning All-Pro honors from Pro Football Focus and his first career Pro Bowl selection. Served as the lead blocker for Devonta Freeman who earned his first trip to the Pro Bowl after rushing for 1,056 yards and 11 touchdowns. Also contributed 13 receptions for 110 yards and two touchdowns.
- » Started at fullback in Atlanta's season opening win over Philadelphia (9/14). Served as the lead blocker for a rushing attack that totaled 105 yards on 35 carries, including 80 yards on 20 carries from rookie RB Tevin Coleman.
- » Played a key role as the lead blocker for a rushing attack that totaled 158 yards and three touchdowns at Dallas (9/27). Delivered a crushing block on Cowboys LB Kyle Wilber on RB Devonta Freeman's first touchdown run.
- » Served as the lead blocker for a rushing attack that totaled 135 yards and four touchdowns against Houston (10/4). Paved the way for RB Devonta Freeman, who became the first player since the AFL-NFL merger to run for three TDs in each of his first two starts.

- » Served as the lead blocker for a rushing attack that totaled a season-high 176 yards against Washington (10/11). Cleared running lanes for RB Devonta Freeman, who rushed for 153 yards on 27 carries (5.7 yards per carry).
- » Started at fullback and paved the way for a rushing attack that totalled 150 yards on 21 carries while averaging 7.1 yards per carry at New Orleans (10/15). Caught two passes for 18 yards.
- » Started at fullback and served as the lead blocker for RB Devonta Freeman, who recorded his third straight 100-yard game, at Tennessee (10/25).
- » Caught two touchdown passes against Indianapolis (11/22). Became the third Falcons running back to score two receiving touchdowns in a single game joining Jacquizz Rodgers (2013) and Justin Griffith (2006).
- » Served as the lead blocker for a rushing offense that compiled 116 yards, against Minnesota (11/29). Atlanta rushed for more-than 100 yards nine times last season.
- » According to Pro Football Focus, DiMarco was the highest rated fullback in the NFL. Both his 14.0 overall grade and his 11.5 blocking grade were double that of his closest peer.

CAREER

- » In four NFL seasons, has played in 51 games with 26 starts while totaling 30 catches for 221 yards and three touchdown. Was named to his first Pro Bowl in 2015.
- » Played in all 16 games with seven starts in 2014. Caught nine passes for 62 yards caught his first career touchdown pass at Minnesota (9/28).
- » Played in 14 games with seven starts in 2013. Caught eight passes for 49 yards.

- » Made his first start for the Falcons at fullback against Seattle (11/10/13).
- » Played in five games with four starts with the Kansas City Chiefs in 2012.

COLLEGE

- » Played both fullback and tight end at South Carolina, seeing action in 52 career games.
- » Rushed 11 times for 34 yards while adding 38 catches for 302 yards (7.9 yards per catch) with six touchdowns in four seasons with the Gamecocks.

COLLEGE

- » Played on both sides of the ball for Lake Brantley High in Altamonte Springs, FL. Was primarily used as a blocker on offense and as an end on defense.

DIMARCO'S CAREER STATISTICS												
			RECEIVING					RUSHING				
YEAR	GP/GS		REC	YDS	AVG	LG	TD	ATT	YDS	AVG	LG	TD
2012	KC	5/4	0	0	0.0	0	0	0	0	0.0	0	0
2013	ATL	13/7	8	49	6.1	12	0	0	0	0.0	0	0
2014	ATL	16/7	9	62	6.9	16	1	0	0	0.0	0	0
2015	ATL	16/8	13	110	8.5	19	2	1	0	0.0	0	0
2016	ATL	1/0	1	8	8.0	8	0	0	0	0.0	0	0
TOTALS	52/26		31	229	7.4	19	3	1	0	0.0	0	0



FB Patrick DiMarco was selected to the Pro Bowl for the first time in his career in 2015.

24	DEVONTA FREEMAN RUNNING BACK FLORIDA STATE UNIVERSITY 3RD YEAR WITH FALCONS				 PRO BOWL 2015
	HEIGHT: 5'8"	WEIGHT: 206	BIRTHDATE: 3/15/92	NFL EXP: 3 YRS	ACQUIRED: D4a-'14

TRANSACTIONS

- » Selected by the Falcons in the fourth round (103rd overall) in the 2014 NFL Draft.

2016 (FALCONS)

- » Started at running back and logged 11 carries for 20 yards against Tampa Bay (9/11). Also caught four passes for 20 yards.

2015 (FALCONS)

- » Earned his first Pro Bowl selection after rushing for 1,056 yards with 11 touchdowns while adding 578 yards on 73 catches and three scores. Ranked fifth in the NFL with 1,634 total yards and tied for the League lead with 14 overall touchdowns.
- » Rushed 12 times for 25 yards (2.1 avg.) and scored his first rushing touchdown of the season on a one-yard run at New York (9/20). Also added 34 yards on four catches. His late score put the Falcons on top 24-20 with under two minutes remaining in the game.
- » Had a career day with 141 yards and three touchdowns on 30 carries at Dallas (9/27). Also added 52 yards on five catches, giving him 193 scrimmage yards which was the highest total for any running back through the first three weeks of the season.
- » Freeman's three rushing touchdowns at Dallas marked the first time a Falcon running back has rushed for three scores since RB Michael Turner accomplished the feat in 2010. Additionally his 141 rushing yards were the most by a Falcons running back since Turner rushed for 172 yards in Week 17 of the 2011 season.
- » Became the first player since the 1970 AFL-NFL merger to rush for three touchdowns in each of his first two starts by running for 68 yards and three TDs against Houston (10/4). Totaled 149 scrimmage yards, adding 81 receiving yards on five catches.

2015 GAME-BY-GAME STATISTICS												
DATE	OPP	RUSHING					RECEIVING					
		RUSH	YDS	AVG	LG	TD	REC	YDS	AVG	LG	TD	
9/11	TB	11	20	1.8	10	0	4	20	5.0	11	0	
9/18	@OAK	-	-	-	-	-	-	-	-	-	-	
9/26	@NO	-	-	-	-	-	-	-	-	-	-	
10/2	CAR	-	-	-	-	-	-	-	-	-	-	
10/9	@DEN	-	-	-	-	-	-	-	-	-	-	
10/16	@SEA	-	-	-	-	-	-	-	-	-	-	
10/23	SD	-	-	-	-	-	-	-	-	-	-	
10/30	GB	-	-	-	-	-	-	-	-	-	-	
11/3	@TB	-	-	-	-	-	-	-	-	-	-	
11/13	@PHI	-	-	-	-	-	-	-	-	-	-	
11/27	ARI	-	-	-	-	-	-	-	-	-	-	
12/4	@TB	-	-	-	-	-	-	-	-	-	-	
12/11	@CAR	-	-	-	-	-	-	-	-	-	-	
12/18	@JAX	-	-	-	-	-	-	-	-	-	-	
12/24	CAR	-	-	-	-	-	-	-	-	-	-	
1/1	NO	-	-	-	-	-	-	-	-	-	-	
TOTALS		11	20	1.8	10	0	4	20	5.0	11	0	
CAREER		341	1,324	3.9	39	12	107	823	7.7	44	4	

- » Rushed for a career-best 153 yards on 27 carries with one touchdown against Washington (10/11). Averaged 5.7 yards per carry, the highest mark in the NFL among running backs with at least 25 carries that week. Added 44 yards on seven receptions for 197 yards from scrimmage. Also became the first player in the Super Bowl era to record seven rushing touchdowns in his first three starts.
- » Posted his third 100-yard game of the season at New Orleans (10/15). Logged 100 yards on 13 carries with one touchdown. Also added eight catches for 56 yards and one score for his third multi-touchdown game of the season.
- » Became the first Falcon RB since Michael Turner (2009) to record three straight 100-yard game when he ran for 116 yards at Tennessee (10/25).
- » Ran for 88 yards on 21 carries (4.2 yards per carry) with a 20-yard long gain against Tampa Bay (11/1). Added six receptions for 43 yards, giving him six straight games with 100+ scrimmage yards.

- » Rushed 14 times for 47 yards while adding a career-best 10 catches for 56 yards at Tampa Bay (12/6). Totaled 103 scrimmage yards, his seventh game with 100 total yards this season.
- » Recorded 100 total yards for the eighth time this season with 101 scrimmage yards - 56 rushing & 45 receiving - at Jacksonville (12/20). Also scored his NFL-leading 10th rushing touchdown of the season.
- » Ran for 73 yards on 22 carries, including his NFL-leading 11th touchdown of the season against Carolina (12/27).
- » In 2013, earned All-Atlantic Coast Conference first-team honors from the league's coaches and media after leading the team in rushing for the second time in his career. averaged 5.9 yards per carry and ran for 14 touchdowns while his 1,016 yards were the seventh-highest single season total in school history.
- » Rushed 11 times for 73 yards, including a late second quarter touchdown in Florida State's 34-31 victory over Auburn in the BCS National Championship Game.
- » As a sophomore in 2012, he ranked second on the team with 660 yards on 111 carries, averaging 5.9 yards per carry, and scoring eight touchdowns.
- » Earned third-team Freshman All-America honors from the NFL Draft Report after leading the Seminoles with 579 yards on 120 carries, the fifth-highest yardage total by a true freshman in school history. Averaged 4.8 yards per carry and scored eight touchdowns while starting seven games.

CAREER

- » Played in all 16 games and had 248 yards off of 65 carries and one touchdown as a rookie in 2014. Also had 30 catches for 225 yards and one touchdown.
- » Played in all 16 games and had 248 yards off of 65 carries and one touchdown as a rookie in 2014. Also had 30 catches for 225 yards and one touchdown.

COLLEGE

- » Became the first Florida State running back since Warrick Dunn to rush for over 1,000 yards when he logged 1,016 yards on 173 carries in 2013. He is the sixth player in Seminole history to accomplish that feat.
- » Led the team in rushing during both his freshman and junior campaigns, becoming the 15th player since 1947 to pace the offense in multiple seasons.
- » His 30 rushing touchdowns are tied for third in school history while his 2,255 career rushing yards are tied with Falcons RB Antone Smith for the eighth most in school history.
- » Appeared in 39 games during three seasons at Florida State, starting 26 contests, including his final 19 appearances.
- » Compiled 2,730 all-purpose yards, adding 475 yards on 47 receptions to his 404 carries and 2,255 career rushing yards, and averaged 70 yards per game.
- » Attended Miami (Fla.) Central High School, where he was a consensus four-star recruit. He led Miami Central to a Class 6A state championship as a senior in 2010 after posting 2,208 yards and 26 touchdowns.
- » Rivals.com regarded him as the 10th-best running back in the nation, placing him 22nd on their Florida Top 100 and 108th on the Rivals250 lists while Scout.com considered him to be the ninth-best running back in high school.
- » Was named the MVP of the state title game after gaining 308 yards on 36 carries - falling just 20 yards shy of a state championship game record.
- » He recorded 663 rushing yards and six touchdowns in the final two games of the state playoffs, receiving first-team All-Dade recognition from The Miami Herald and was a member of the Times-Union's Florida Super 75 squad.

PERSONAL

FREEMAN'S CAREER STATISTICS												
			RUSHING					RECEIVING				
YEAR	GP/GS		ATT	YDS	AVG	LG	TD	REC	YDS	AVG	LG	TD
2014	ATL	16/0	65	248	3.8	31t	1	30	225	7.5	36	1
2015	ATL	15/13	265	1,056	4.0	39	11	73	578	7.9	44	3
2016	ATL	1/2	11	20	1.8	10	0	4	20	5.0	11	0
TOTALS		32/14	341	1,324	3.9	39	12	107	823	7.7	44	3



2015 GAME-BY-GAME STATISTICS												
DATE	OPP	RUSHING					RECEIVING					
		RUSH	YDS	AVG	LG	TD	REC	YDS	AVG	LG	TD	
9/14	PHI	10	18	1.8	9	0	3	29	9.7	12	0	
9/20 @	NYG	12	25	2.1	7	1	4	34	8.5	11	0	
9/27 @	DAL	30	141	4.7	17	3	5	52	10.4	35	0	
10/4	HOU	14	68	4.9	23t	3	5	81	16.2	44	0	
10/11	WAS	27	153	5.7	18	1	7	44	6.3	9	0	
10/15 @	NO	13	100	7.7	25t	1	8	56	7.0	13t	1	
10/25 @	TEN	25	116	4.6	19	0	2	14	7.0	8	0	
11/1	TB	21	88	4.2	20	0	6	43	7.2	13	0	
11/8 @	SF	12	12	1.0	7	0	8	67	8.4	17t	1	
11/22	IND	3	43	14.3	39	0	0	0	0.0	0	0	
11/29	MIN	INACTIVE										
12/6 @	TB	14	47	3.4	14	0	10	56	5.6	13	0	
12/13 @	CAR	12	40	3.3	22	0	3	22	7.3	12	0	
12/20 @	JAX	25	56	2.2	21	1	7	45	6.4	13	0	
12/27	CAR	22	73	3.3	14	1	3	17	5.7	12	0	
1/3	NO	25	76	3.0	10	0	2	18	9.0	14	1	
TOTALS		265	1,056	4.0	39	11	73	578	7.9	44	3	
CAREER		330	1,304	4.0	39	12	103	803	7.8	44	4	

2014 GAME-BY-GAME STATISTICS												
DATE	OPP	RUSHING					RECEIVING					
		RUSH	YDS	AVG	LG	TD	REC	YDS	AVG	LG	TD	
9/7	NO	2	15	7.5	10	0	2	18	9	13	0	
9/14 @	CIN	0	0	0	0	0	2	22	11	18	0	
9/18	TB	11	12	1.1	6	0	1	7	7	7	0	
09/28 @	MIN	2	8	4	5	0	2	12	6	6	0	
10/5 @	NYG	4	38	9.5	24	0	5	44	8.8	19	0	
10/12	CHI	2	5	2.5	3	0	2	26	13	14	0	
10/19 @	BAL	2	20	10.0	18	0	5	17	3.4	9	0	
10/26	DET	3	5	1.7	2	0	1	7	7	7	1	
11/9 @	TB	3	16	5.3	9	0	1	-2	-2.0	-2	0	
11/16 @	CAR	6	28	4.7	15	0	0	0	0	0	0	
11/23	CLE	5	7	1.4	6	0	0	0	0	0	0	
11/30	ARI	8	26	3.3	19	0	1	4	4.0	4	0	
12/8 @	GB	2	-2	-1.0	0	0	2	10	5.0	6	0	
12/14	PIT	4	21	5.3	10	0	1	9	9.0	9	0	
12/21 @	NO	5	36	7.2	31	1	3	48	16.0	36	0	
12/28	CAR	6	13	2.2	5	0	2	3	1.5	2	0	
TOTALS		65	248	3.8	24	1	30	225	7.5	36	1	
CAREER		65	248	3.8	24	1	30	225	7.5	36	1	



RB Devonta Freeman rushed for 1,056 yards and 11 touchdowns en route to his first Pro Bowl selection.

FREEMAN'S BEST GAMES			
RUSHING ATT	RUSHING YDS	RECEPTIONS	RECEIVING YARDS
30 @ DAL (9/27/15)	153 vs. WAS (10/11/15)	10 @ TB (12/6/15)	81 vs. HOU (10/4/15)
27 vs. WAS (10/11/15)	141 @ DAL (9/27/15)	8, Two Times	67 @ SF (11/8/15)
25, Three Times	116 @ TEN (10/25/15)	Last @ SF (11/8/15)	56, Two Times
Last vs. NO (1/3/16)	100 @ NO (10/15/15)		Last @ TB (12/6/15)
RUSHING TOUCHDOWNS		RECEIVING TOUCHDOWNS	
3, Two Times		1, Four Times	
Last vs. HOU (10/4/15)		Last vs. NO (1/3/16)	

93	<div>DWIGHT FREENEY</div> <div>DEFENSIVE END</div> <div>SYRACUSE UNIVERSITY</div> <div>1ST YEAR WITH FALCONS</div>			<div><div></div><div>2011</div><div>2010</div><div>2009</div><div>2008</div><div>2005</div><div>2004</div><div>2003</div></div>	
	<div>HEIGHT:</div> <div>6'1"</div>	<div>WEIGHT:</div> <div>268</div>	<div>BIRTHDATE:</div> <div>2/19/80</div>	<div>NFL EXP:</div> <div>15 YRS</div>	<div>ACQUIRED:</div> <div>FA-'16</div>

TRANSACTIONS

- » Originally selected by the Indianapolis Colts in the first-round (11th overall) of the 2002 NFL Draft.
- » Signed a six-year contract with the Colts as franchise player on 7/13/07.
- » Signed two-year contract with San Diego Chargers on May 18, 2013.
- » Signed by the Arizona Cardinals on October 13, 2015.
- » Signed by the Atlanta Falcons on August 4, 2016.

2016 (FALCONS)

- » Played 25 of 64 defensive snaps in the season opener against Tampa Bay (9/11). Posted one quarterback hit.

2015 (CARDINALS)

- » Played in 11 games and totaled nine tackles (eight solo) with eight sacks and three forced fumbles, helping the Cardinals advance to the NFC Championship game.

CAREER

- » 2014: Played in all 16 games (nine starts) and totaled 13 tackles, 3.5 sacks, one fumble recovery and a pass defended in 2014. Recovered third-quarter fumble at Arizona (9/8) after strip sack by Jerry Attaochu that led to a TD. Had a 13-yard sack to force punt on opening series vs. Seattle (9/14). Teamed with Ricardo Mathews on 14-yard sack of Colin Kaepernick at San Francisco (12/20); Mathews forced a fumble and Corey Liuget recovered for a TD. Recorded a sack to help force a FG attempt at Kansas City (12/28).
- » Started the first four games in his debut season with Chargers in 2013 before going on injured reserve. Had a tackle and a half-sack in season opener vs. Houston (9/9). Injured quadriceps

vs. Dallas (9/29) and was placed on injured reserve on 10/2.

- » Started 14 games in his final year with the Colts in 2012, recording 20 tackles, five sacks, one forced fumble and a pass defended. Injured ankle in first quarter of season opener at Chicago (9/9) and missed the next two games. Sacked Aaron Rodgers vs. Green Bay (10/7) in return from injury. Sacked Ryan Tannehill and recorded 44th career forced fumble on play vs. Miami (11/4). Recorded one sack in each of the last three regular season games. Had the Colts lone sack in playoff-clinching win at Kansas City (12/23). Started in Wild Card game at Baltimore (1/6/13).
- » Played in all 16 games (15 starts) and finished with 19 tackles, 8.5 sacks and two forced fumbles in 2011. Earned his seventh career Pro Bowl honor (fourth consecutive). Collected a 14-yard sack and forced fumble vs. Cleveland (9/18). Posted season-high two sacks and forced a fumble that was returned 47 yards for TD by Jamaal Anderson vs. Pittsburgh (9/25). Collected 1.5 sacks vs. Kansas City (10/9), giving him 4.5 sacks in the first five games of the season. Recorded a 20-yard sack vs. Carolina (11/27). Tied season high with two sacks, including the 100th of his career at Baltimore (12/11).
- » In 2010, started all 16 games for the third time in his career and earned his sixth overall and third consecutive Pro Bowl honor. Finished with 25 tackles, 10.0 sacks, five forced fumbles and two passes defended. Won the Colts Ed Block Courage Award and was named All-AFC by PFW/PFWA after seventh-career double-digit sack season. Posted season-high two sacks and two forced fumbles vs. NY Giants (9/19); first sack-forced fumble returned one yard for TD by Fili Moala; was 21st career multisack game and seventh with multiple forced fumbles. Named AFC Defensive Player of the Week for the fifth time after recording two sacks and a forced fumble vs. Houston (11/1).

Notched four tackles in Wild Card game vs. NYJ (1/8/11).

- » Played in 14 games (nine starts) in 2009 and had 31 tackles, 13.5 sacks, a forced fumble and a pass defended ... named to fifth career Pro Bowl and earned All-Pro honors from the Associated Press (first-team), Sporting News, Sports Illustrated and PFW/PFWA. Named to NFL's All-Decade Team (2000-09). Tied for third in NFL with 13.5 sacks. Had at least one sack in each of first eight games of season, tying teammate Robert Mathis' NFL record. Collected season-high two sacks, forced fumble and season-high six QB pressures at Arizona (9/27). First-quarter sack vs. Houston (11/8) marked team-record ninth-straight game (dating to 2008 season finale) with a sack. Matched season high with two sacks vs. NYJ (12/27). Started all three postseason games and recorded sack of Drew Brees in Super Bowl XLIV vs. New Orleans (2/7/10).
- » Named to the Pro Bowl for the fourth time after playing in 15 games (14 starts) and totaling 30 tackles, 10.5 sacks and four forced fumbles in 2008. Had a sack in each of the first two games and added a forced fumble at Minnesota (9/14). Earned AFC Defensive Player of the Month for November for games that included two sacks, a forced fumble and four pressures at Pittsburgh (11/9), two sacks vs. Houston (11/16) and a sack, forced fumble and four pressures at Cleveland (11/30). Sack-forced fumble vs. Browns was returned 37 yards for TD by Robert Mathis. Tied postseason career best with two sacks in Wild Card game at San Diego (1/3/09).
- » Started nine games in 2007 and collected 34 tackles, 3.5 sacks and four forced fumbles. Recorded a sack and two forced fumbles vs. Denver (9/30). Named AFC Defensive Player of the Week for the fourth time in his career after posting two sacks, including one for a safety, and two forced fumbles vs. Jacksonville (10/22); safety was Colts first since 2000. Injured foot at San Diego (11/11) and was placed on injured reserve on 11/14.
- » Started every game as the Colts won Super Bowl XLI after the 2006 season. Finished season with 45 tackles, 5.5 sacks, four forced fumbles and two passes defended. Earned third career AFC Defensive Player of the Week honor after tying career high with three sacks (fifth time in career) and three forced fumbles (second time in career) vs. Cincinnati (12/18). Collected two sacks and a forced fumble in Wild Card game vs. Kansas City (1/6/07). Had a fumble recovery in Super Bowl XLI victory vs. Chicago (2/4/07).
- » Selected to his third consecutive Pro Bowl after totaling 39 tackles, 11.0 sacks, six forced fumbles and three passes defended in 16 games (13 starts) in 2005. Earned All-Pro honors from the Associated Press (first-team), Sporting News and PFW/PFWA. Also selected as the Defensive Player of the Year by Kansas City Committee of 101. Named AFC Defensive Player of the Month for September after recording four sacks in three games, including a season-high three sacks and forced fumble vs. Cleveland (9/25). Notched two sacks and a forced fumble vs. Tennessee (12/4). Had a sack and a pass defended in Divisional Playoff game vs. Pit (1/15/06).
- » Led the NFL with a then franchise-record and career-best 16.0 sacks to earn his second straight Pro Bowl honor in 2004. Started all 16 games and finished with 47 tackles, four forced fumbles and three passes defended. Named an All-Pro by the Associated Press (first-team), Sports Illustrated, Sporting News, College and Pro Football Newsweekly and PFW/PFWA. Named the NFL Alumni Pass Rusher of Year. Had two sacks each vs. Jax (10/24) and vs. Minnesota (11/8). Earned AFC Defensive Player of the Month honors for December/January for a stretch that included back-to-back threesack games vs. Tennessee (12/5) and at Houston (12/12), a two-sack game vs. Baltimore (12/19) and one sack vs. San Diego (12/26). Started both playoff games and had a sack in Divisional Playoff game at New England (1/16/05).
- » Earned first career Pro Bowl selection after playing in 15 games (13 starts) and compiling 41 tackles, 11.0 sacks, four forced fumbles, two fumble recoveries and a pass defended in 2003. Was the Colts first Pro Bowl defensive lineman since 1977. Named an AP All-Pro (second-team) and was chosen All-AFC by PFW/PFWA. Scored first career TD on fumble recovery and 19-yard return at New Orleans (9/28). Earned AFC Defensive Player of the Week after season-high three sacks and two forced fumbles at Miami (11/2). Batted down two-point conversion attempt at Tennessee (12/7) to preserve 29-27 win. Started all three playoff games and had a sack and a forced fumble in Wild Card win vs. Denver (1/4/04).
- » Named to PFW/PFWA All-Rookie team in 2002 after recording 13.0 sacks, the second-most all-time by a rookie in league history. Also led team with nine forced fumbles and 36 pressures and added 47 tackles, a fumble recovery and a pass defended in 16 games (eight starts). Notched first career sack at Houston (9/22). Won AFC Defensive Player of the Week after collecting a sack and three forced fumbles in

first career start at Philadelphia (11/10). Had two sacks for his first career multi-sack game vs. Dallas (11/17). Recorded 12th and 13th sacks and ninth forced fumble in season finale vs. Jacksonville (12/29). Had a sack and seven tackles in playoff debut at NY Jets (1/4/03).

COLLEGE

- » Started 22 of 39 career games played at Syracuse and tallied 34.0 sacks (second in school history), 104 tackles, 14 forced fumbles, 51 tackles for loss, 43 pressures and six passes defended.
- » Earned All-American and All-Big East honors and was named co-Big East Defensive Player of Year as a senior after leading nation with school-record 17.5 sacks.

- » Tied conference record with four Big East Player of Week awards in 2001.
- » Set school record with 11 forced fumbles and three recoveries as senior in '01. Was a BCS-Football.com second-team All-American and a first-team All-Big East selection as a junior.

COLLEGE

- » Attended Bloomfield (CT) High School where he earned All-American and All-Central Connecticut West honors.
- » Oversees the Dwight Freeney Foundation and raises funds for charities in his home state of Connecticut through events including a celebrity golf classic.
- » Graduated with Information Studies and Technology degree.

18

TAYLOR GABRIEL

WIDE RECEIVER

ABILENE CHRISTIAN
1ST YEAR WITH FALCONS



HEIGHT:
5'8"

WEIGHT:
165

BIRTHDATE:
2/17/91

NFL EXP:
3 YRS

ACQUIRED:
FA-'16

TRANSACTIONS

- » Originally signed by the Cleveland Browns as a college free agent in 2014 after participating in the team's rookie minicamp on a tryout basis.
- » Claimed off of waivers by the Atlanta Falcons on September 4, 2016.

2016 (FALCONS)

- » Inactive for the Falcons season opener against the Buccaneers (9/11).

2015 (BROWNS)

- » Played in 13 games with four starts and collected 28 receptions for 241 yards.

CAREER

- » Has played in 29 games while totaling 64 receptions for 862 yards (13.5 yards per catch) with one touchdown.
- » A big-play threat, has caught 17 passes of 20 yards or longer, including five passes over 40 yards.
- » Averaged 17.3 yards per catch, which led the AFC and was third in the NFL in 2014 while playing in all 16 games. Finished second on the club with 621 receiving yards, while adding 36 receptions. Was one of six rookies with at least four 40-yard receptions. One of five college free agents who earned a spot on the Browns' opening day roster.

COLLEGE


- » Appeared in 45 games at Abilene Christian where he collected 215 receptions for 3,028 yards and 27 TDs. Amassed 262 rushing yards and two TDs on 28 carries while also adding 33 punt returns for 577 yards and three TDs at ACU.
- » Set career highs as a senior with 73 receptions for 1,061 yards and 10 TDs. Added 209 yards on 12 punt returns.
- » Threw a 50-yard TD pass in his senior year on his only career pass attempt.
- » Finished his junior season with 52 receptions for 684 yards and seven TDs. Also registered 64 receptions for 988 yards and 10 touchdowns as a sophomore.
- » Returned 12 punts for 136 yards and one TD after playing in all 12 games as a freshman. Finished the season with 26 catches for 295 yards. Also totaled 100 punt-return yards and one TD on four attempts.

PERSONAL

- » Given name Taylor James Gabriel...Born in Dallas, Texas
- » Attended John Horn High School in Mesquite, Texas, where he played wide receiver and defensive back, as well as kick and punt returner.
- » Earned all-state honors and was named district MVP as a senior. Also played basketball and ran track.
- » Lists classical and jazz as his favorite types of music. Enjoys reading books, including his favorite Heaven is for Real.

GABRIEL'S CAREER STATISTICS

			RECEIVING					RUSHING				
YEAR	GP/GS		REC	YDS	AVG	LG	TD	ATT	YDS	AVG	LG	TD
2014 CLE	16/2		36	621	17.3	70	1	4	10	2.5	8	0
2015 CLE	13/4		28	241	8.6	56	0	0	0	0.0	0	0
TOTALS	9/1		21	194	9.2	23	0	0	0	0.0	0	0

63	BEN GARLAND GUARD AIR FORCE 2ND YEAR WITH FALCONS				
	HEIGHT: 6'5"	WEIGHT: 308	BIRTHDATE: 4/6/88	NFL EXP: 3 YRS	ACQUIRED: FA-'15

TRANSACTIONS

- » Originally signed by the Denver Broncos as a college free agent in 2010.
- » Signed by the Falcons on September 9, 2015.
- » Promoted to the 53-man roster from the practice squad on December 15, 2015.

2016 (FALCONS)

- » Saw action on special teams in Atlanta's season opener against Tampa Bay (9/11).

2015 (FALCONS)

- » Served as a member of the Falcons practice squad for the first 14 weeks of the season before being signed to the active roster for the final three games.

CAREER

- » In 2010, the Broncos placed him on the reserve/military list to serve his two-year military commitment. Garland returned in 2012, and spent two years on the Broncos practice squad.
- » In 2014, he saw action in eight games with Denver.


COLLEGE

- » Played in 39 career games, starting 34, on the defensive line for the Air Force Falcons from 2006 to 2009. Totaled 115 tackles, 11.5 sacks, three forced fumbles and two blocked kicks.

- » Started every game at nose guard during his junior season. Posted 39 total tackles, including 15 unassisted. Ranked fourth on the team with 7.5 tackles for loss and had four sacks.
- » Played in all 13 games, starting the last eight, as a sophomore. Tallied 31 tackles (13 solo) with three sacks, and three tackles for loss.
- » Played in four games as a freshman, posting two tackles, and one tackle for loss.

PERSONAL

- » Lettered four years in football and one in basketball...first-team all-state as a senior in football...was also an all-conference and all-district selection...all-conference as a junior...was a Wendy's Heisman nominee...member of the National Honor Society.
- » Member of Cadet Squadron 27...son of John Hildebrand and Syndee Garland...siblings include Jessica, Josh and Brandon...also recruited by New Mexico...majoring in systems engineering management...completed Global Engagement and Soaring in the summer of 2007...also completed Operation Air Force at McConnell AFB, Kan., that summer.
- » Went to Lackland AFB in the summer of 2008 on Operation Air Force...also worked the Basic Cadet Training command center this past summer...completed the powered flight program last summer...was also part of the cadet leadership team for Basic Cadet Training at the Air Force Prep School...is an element leader in his squadron.

29	C.J. GOODWIN CORNERBACK CALIFORNIA (PA) 2ND YEAR WITH FALCONS			
HEIGHT: 6'4"	WEIGHT: 220	BIRTHDATE: 2/4/90	NFL EXP: 2 YRS	ACQUIRED: FA-'15

TRANSACTIONS

- » Originally signed by the Pittsburgh Steelers as a college free agent following the 2014 NFL Draft.
- » Signed to the Atlanta Falcons practice squad on November 3, 2015.
- » Signed a reserve/future free agent by the Atlanta Falcons on January 5, 2016.

2016 (FALCONS)

- » Saw action on special teams in Atlanta's season opener against Tampa Bay (9/11).

2015 (FALCONS)

- » Spent part of the 2015 season as a member of the Falcons practice squad.

CAREER

- » In two seasons, has served as a member of the Falcons and Steelers practice squads.
- » Spent the 2014 season as a member of the Steelers practice squad.

COLLEGE

- » Finished his college career at California University of Pennsylvania. Caught 11 passes for 126 yards with one touchdown in 11 games.
- » Began his college career at Bethany College where he played basketball for two years before transferring to Fairmont State University.
- » Walked onto the football team at Fairmont State and caught 24 passes for 440 yards with four touchdowns. Led the team averaging 18.3 yards per catch.

PERSONAL

- » Attended The Linsly School in Wheeling, West Virginia and began playing football his senior year. He was a standout wide receiver for Linsly's football team. In addition to football, also competed in track and basketball.

<div>77</div>		RA'SHEDE HAGEMAN DEFENSIVE TACKLE MINNESOTA 3RD YEAR WITH FALCONS			
HEIGHT:	WEIGHT:	BIRTHDATE:	NFL EXP:	ACQUIRED:	
6'6"	318	8/8/90	3 YRS	D2-'14	

TRANSACTIONS

- » Selected by the Falcons in the second round (37th overall) of the 2014 NFL Draft.

2016 (FALCONS)

- » Inactive for the Falcons season opener against the Buccaneers (9/11).

2015 (FALCONS)

- » Played in all 16 games, including 12 starts. Posted 27 tackles (17 solo) with one sack and one pass defense. Helped anchor a rush defense that allowed 105 yards per game.
- » Saw action at defensive tackle in Atlanta's season opening win against Philadelphia (9/14). Notched one quarterback hit and helped the Falcons defense hold the Eagles to 63 yards on the ground.
- » Saw action at defensive tackle in Atlanta's come-from-behind win at New York (9/20). Helped the Falcons defense hold the Giants to 97 yards on the ground, the second consecutive game the Birds held their opponent to under 100 yards rushing.
- » Started at defensive tackle in Atlanta's come-from-behind win at Dallas (9/27). Helped the defense hold the Cowboys to minus four rushing yards in the second half.
- » Started at defensive tackle and recorded two tackles (one solo) and his first sack of the season against Houston (10/4). Dropped QB Brian Hoyer for an eight-yard loss in the fourth quarter.
- » Saw action along the defensive line and recorded one tackle against Washington (10/11). Helped the Falcons defense hold the Redskins to 51 rushing yards and 2.1 yards per carry..

CAREER

- » In two seasons, has seen 32 games with 12 starts. Has collared 43 tackles (30 solo), two sacks, and one pass defense.
- » Saw action in all 16 games during his rookie season in 2014. He recorded 16 total tackles (13 solo) and one sack.
- » As a reserve defensive lineman made three total tackles (one solo) at Carolina (11/16/14). Blocked K Graham Gano's 63-yard field goal attempt as time expired to seal the win for Atlanta.
- » Had one of the best games of his young career when he recorded his first career sack, three total tackles (two solo), a hit on the quarterback and a tackle for a loss at New Orleans (12/21).

COLLEGE

- » Appeared in 46 games at Minnesota, including starts in his final 26 contests. Finished his career with 91 tackles (57 solo), with 10 sacks for minus 76 yards, 24 tackles for loss totaling 114 yards, two forced fumbles, one fumble recovery, and two blocked kicks.
- » In 2013, was named a third-team All-American by Athlon Sports and was a consensus All-Big Ten first-team choice after recording 38 tackles (26 solo), with two sacks, and a career-high 13 tackles for loss.
- » In 2012, earned All-Big Ten honorable mention honors during his first season as a starter. Recorded 35 tackles (20 solo), and finished second on the team with six sacks. Also added 7.5 tackles for loss totaling 46 yards, two passes defended, and one forced fumble.
- » Appeared in all 12 games as a sophomore in 2011, producing 13 tackles (10 solo) with two sacks, 3.5 tackles for loss, and one forced fumble.

- » As a freshman in 2010, he appeared in eight games as a reserve defensive lineman.

PERSONAL

- » Attended Washburn (Minneapolis, Minn.) High School, where he helped the team compile an 8-2 mark and a 5-1 conference record as a senior.
- » Was a three time All-City selection and was named all-state by the St. Paul Pioneer Press, the Minnesota Football Coaches Association, the Associated Press and the Minnesota Vikings in 2008.
- » Also excelled in basketball, averaging 12.0 points per game as a junior.

- » Named all-metro by the Minneapolis Star-Tribune and earned all-conference honors after he hauled in eleven touchdown passes as a senior. Played in the Under Armour All-America Game and was ranked as the top tight end prospect and the 97th-best overall prospect in the nation by recruiting expert Tom Lemming.

- » Rated as the third-best player in the state of Minnesota by Rivals.com, as that recruiting service regarded him as the sixth-best tight end in the nation. Scout.com, ESPN.com and Scouts, Inc. rated him the 11th- best in the nation at his position and he earned a four-star rating from Scout.com

- » A youth studies major. Son of Jill Coyle and Eric Hageman. Born 8/8/90. Resides in Minneapolis, MN.

HAGEMAN'S CAREER STATISTICS


YEAR	GP/GS	TK	SO	AST	SK	YDS	INT	YDS	LG	TD	PD	FF	FR	YDS	TD
2014 ATL	16/0	16	13	3	1.0	7.0	0	0	0	0	0	0	0	0	0
2015 ATL	16/12	27	17	10	1.0	8.0	0	0	0	0	1	0	0	0	0
TOTAL	32/12	43	30	13	2.0	15.0	0	0	0	0	1	0	0	0	0

2015 GAME-BY-GAME STATISTICS

DATE	OPP	TK	SO	SK	YDS	INT	YDS	FF	FR	PD
9/14	PHI	0	0	0.0	0.0	0	0	0	0	0
9/20 @	NYG	0	0	0.0	0.0	0	0	0	0	0
9/27 @	DAL	0	0	0.0	0.0	0	0	0	0	0
10/4	HOU	2	1	1.0	8.0	0	0	0	0	0
10/11	WAS	1	1	0.0	0.0	0	0	0	0	0
10/15 @	NO	3	2	0.0	0.0	0	0	0	0	0
10/25 @	TEN	1	0	0.0	0.0	0	0	0	0	0
11/1	TB	4	3	0.0	0.0	0	0	0	0	0
11/8 @	SF	3	2	0.0	0.0	0	0	0	0	0
11/22	IND	1	1	0.0	0.0	0	0	0	0	0
11/29	MIN	1	1	0.0	0.0	0	0	0	0	0
12/6 @	TB	3	2	0.0	0.0	0	0	0	0	0
12/13 @	CAR	3	0	0.0	0.0	0	0	0	0	0
12/20 @	JAX	3	2	0.0	0.0	0	0	0	0	1
12/27	CAR	1	1	0.0	0.0	0	0	0	0	0
1/3	NO	1	1	0.0	0.0	0	0	0	0	0
TOTALS		27	17	1.0	8.0	0	0	0	0	1
CAREER		43	30	2.0	15.0	0	0	0	0	1

2014 GAME-BY-GAME STATISTICS

DATE	OPP	TK	SO	SK	YDS	INT	YDS	FF	FR	PD
9/7	NO	0	0	0.0	0.0	0	0	0	0	0
9/14 @	CIN	0	0	0.0	0.0	0	0	0	0	0
9/18	TB	0	0	0.0	0.0	0	0	0	0	0
9/28 @	MIN	0	0	0.0	0.0	0	0	0	0	0
10/5 @	NYG	1	1	0.0	0.0	0	0	0	0	0
10/12	CHI	1	1	0.0	0.0	0	0	0	0	0
10/19 @	BAL	0	0	0.0	0.0	0	0	0	0	0
10/26	DET	3	3	0.0	0.0	0	0	0	0	0
11/9 @	TB	1	1	0.0	0.0	0	0	0	0	0
11/16 @	CAR	3	1	0.0	0.0	0	0	0	0	0
11/23	CLE	2	2	0.0	0.0	0	0	0	0	0
11/30	ARI	1	1	0.0	0.0	0	0	0	0	0
12/8 @	GB	0	0	0.0	0.0	0	0	0	0	0
12/14	PIT	1	1	0.0	0.0	0	0	0	0	0
12/21 @	NO	3	2	1.0	7.0	0	0	0	0	0
12/28	CAR	0	0	0.0	0.0	0	0	0	0	0
TOTALS		16	13	1.0	7.0	0	0	0	0	0
CAREER		16	13	1.0	7.0	0	0	0	0	0

16	JUSTIN HARDY WIDE RECEIVER EAST CAROLINA 2ND YEAR WITH FALCONS				
	HEIGHT: 5'10"	WEIGHT: 192	BIRTHDATE: 12/18/91	NFL EXP: 2 YRS	ACQUIRED: D4-'15

TRANSACTIONS

- » Selected by the Falcons in the fourth round (107th overall) of the 2015 NFL Draft.

2015 (FALCONS)

- » Played in nine games with one start during his rookie campaign. Caught 21 passes for 194 yards and averaged 9.2 yards per reception.
- » Made his NFL debut against Tampa Bay (11/1). Caught two passes for 21 yards.

COLLEGE

- » Played in 63 games for Eastern Carolina and set school records with 387 receptions, 4,541 yards and 35 touchdowns during his career.
- » He caught more passes than any player in FBS history, and he is the only player in ECU's school history to post three consecutive 1,000 yard seasons.
- » In 2014, he won the Burlsworth Trophy, given to the nation's most outstanding player who began his career as a walk on. He also set the school's single season records in receptions (121) and receiving yards (1,494), which he set the previous year.
- » Served as a team captain during his senior year.
- » In 2013, he started all 13 games and recorded 114 receptions and 1,284 receiving yards - both previous school records. He also caught eight touchdown passes.
- » He was named first team All-Conference USA and ranked fourth nationally in receptions per game with 8.8.
- » In 2012, he was named a first team All-Conference USA selection. He became the fourth receiver in school history to reach 1,000 receiving yards (1,105) in a single season, while also recording 88 catches and 11 touchdowns.

2016 GAME-BY-GAME STATISTICS											
		RECEIVING					RUSHING				
DATE	OPP	REC	YDS	AVG	LG	TD	RUSH	YDS	AVG	LG	TD
9/11	TB	1	0	0.0	0	0	0	0	0.0	0	0
9/18	@ OAK	-	-	-	-	-	-	-	-	-	-
9/26	@ NO	-	-	-	-	-	-	-	-	-	-
10/2	CAR	-	-	-	-	-	-	-	-	-	-
10/9	@ DEN	-	-	-	-	-	-	-	-	-	-
10/16	@ SEA	-	-	-	-	-	-	-	-	-	-
10/23	SD	-	-	-	-	-	-	-	-	-	-
10/30	GB	-	-	-	-	-	-	-	-	-	-
11/3	@ TB	-	-	-	-	-	-	-	-	-	-
11/13	@ PHI	-	-	-	-	-	-	-	-	-	-
11/27	ARI	-	-	-	-	-	-	-	-	-	-
12/4	@ TB	-	-	-	-	-	-	-	-	-	-
12/11	@ CAR	-	-	-	-	-	-	-	-	-	-
12/18	@ JAX	-	-	-	-	-	-	-	-	-	-
12/24	CAR	-	-	-	-	-	-	-	-	-	-
1/1	NO	-	-	-	-	-	-	-	-	-	-
TOTALS		1	0	0.0	0	0	0	0	0.0	0	0
CAREER		22	194	8.8	23	0	0	0	0.0	0	0

- » During his freshman year, he was a freshman all-conference choice and ECU's offensive MVP. He played in 10 games, with eight starts and set ECU freshman records with 64 receptions and 658 yards, along with six touchdowns.


PERSONAL

- » He attended West Craven High School in North Carolina and earned all-area, all-conference and offensive player of the year honors.
- » He recorded 2,500 passing yards and 35 touchdowns, as well as 1,500 rushing yards and 10 scores during high school.
- » He earned his bachelor's degree in sports studies in May 2014, and is pursuing a second undergraduate degree in industrial technology.

HARDY'S CAREER STATISTICS												
			RECEIVING					RUSHING				
YEAR	GP/GS		REC	YDS	AVG	LG	TD	ATT	YDS	AVG	LG	TD
2015	ATL	9/1	21	194	9.2	23	0	0	0	0.0	0	0
2016	ATL	1/1	1	0	0.0	0	0	0	0	0.0	0	0
TOTALS	10/2		22	194	8.8	23	0	0	0	0.0	0	0



Justin Hardy logged 21 receptions for 194 yards as a rookie in 2015.

47	JOSH HARRIS LONG SNAPPER AUBURN 5TH YEAR WITH FALCONS			
	HEIGHT: 6'1"	WEIGHT: 240	BIRTHDATE: 4/27/89	

TRANSACTIONS

- » Signed by the Falcons as a college free agent on April 30, 2012.

2016 (FALCONS)

- » Snapped for K Matt Bryant and P Matt Bosher on placekicks and punts. Bryant connected on three-of-three field goal attempts and one PAT while Bosher had four of his five punts downed inside the 20.

2015 (FALCONS)

- » Snapped for K Matt Bryant, K Shayne Graham, and P Matt Bosher on all placekicks and punts. Bryant and Graham combined to hit 25-of-31 field goals and 34-of-34 PATs. Bosher averaged 47.2 yards per punt with 24 kicks downed inside the 20.

CAREER

- » Has played in 64 straight games, serving as the Falcons long snapper on placekicks and punts. K Matt Bryant has connected on 100 of 115 field goal attempts and all 149 of his extra point attempts with Harris snapping the ball.
- » Served as the Falcons long snapper on field goals, PATs, and punts in all 16 games in 2014. Snapped for K Matt Bryant who connected on 29 of 32 field goal attempts, including an NFL best seven kicks from 50-yards-or-longer.
- » Served as the Falcons long snapper on field goals, PATs, and punts in all 16 games in 2013. Snapped for P Matt Bosher who boasted a 46.6 yard punting average while breaking his own franchise record and ranking sixth in the NFL with a 41.1 yard net punting average.


- » Snapped for K Matt Bryant who connected on 24 of 27 field goal attempts. Bryant's 88.9 field goal percentage was the third highest of his career and his best mark since making a career-high 93.1 percent of his kicks in 2011.
- » Played in all 16 games during his rookie season, serving as the Falcons long snapper on place kicks and punts.
- » Snapped for K Matt Bryant who connected 33 of 38 field goal attempts (86.8 percent) in 2012, including all four of his attempts of 50 yards or longer. Also connected on all 44 of his extra point attempts and scored 143 points.
- » Long snapped for Bryant's game winning field goal against Seattle (1/13) in the NFC Divisional round. Snapped on all three of his game winning field goals in 2012.

COLLEGE

- » Served as Auburn's long snapper on field goals, punts and PATs for the last three seasons, including 2010 when the Tigers won the BCS National Championship. The Carrollton, GA native was a SEC Academic Honor Roll selection in 2008 and 2009.

PERSONAL

- » Native of Carrollton, GA. Began his career at Auburn as a walk on before earning a scholarship. Named the National Sigma Nu Athlete of the Year in 2011.
- » Majored in Political Science.

36	KEMAL ISHMAEL				
	SAFETY CENTRAL FLORIDA 4TH YEAR WITH FALCONS				
HEIGHT:	WEIGHT:	BIRTHDATE:	NFL EXP:	ACQUIRED:	
6'0"	206	5/6/91	4 YRS	D7a-'13	

TRANSACTIONS

- » Selected as the first of three seventh round (243rd overall) draft choices by Atlanta in 2013.

2016 (FALCONS)

- » Started at safety and recorded seven total tackles (five solo) against Tampa Bay (9/11).

2015 (FALCONS)

- » Played in 16 games with five starts. Collared 42 tackles (29 solo) with one interception and three passes defended.
- » Started at safety and notched his fifth career interception at Jacksonville (12/20). Picked of QB Blake Bortles in the end zone and returned the INT 84 yards to set up a Falcons field goal at the end of the first half. The 84-yard return was the sixth longest return in Falcons history, according to Stats LLC.

CAREER

- » In three seasons with the Falcons, has seen action in 36 games with 15 starts. Totaled 145 tackles (95 solo), five interceptions, one forced fumble, one fumble recovery, and seven passes defended.
- » Played in 16 games with 10 starts. Seeing his first significant action last season he recorded 103 total tackles (66 solo), four interceptions, one forced fumble and six pass deflections.
- » Scored his first career touchdown on a 23-yard interception return against Tampa Bay (9/18/14).
- » Played in four games as a rookie primarily on special teams, logging one special teams tackle.
- » Made his professional debut at Arizona (10/27/13).

2016 GAME-BY-GAME STATISTICS

DATE	OPP	TK	SO	SK	YDS	INT	YDS	FF	FR	PD
9/11	TB	7	5	0.0	0.0	0	0	0	0	0
9/18	@OAK	-	-	-	-	-	-	-	-	-
9/26	@NO	-	-	-	-	-	-	-	-	-
10/2	CAR	-	-	-	-	-	-	-	-	-
10/9	@DEN	-	-	-	-	-	-	-	-	-
10/16	@SEA	-	-	-	-	-	-	-	-	-
10/23	SD	-	-	-	-	-	-	-	-	-
10/30	GB	-	-	-	-	-	-	-	-	-
11/3	@TB	-	-	-	-	-	-	-	-	-
11/23	@PHI	-	-	-	-	-	-	-	-	-
11/27	ARI	-	-	-	-	-	-	-	-	-
12/4	KC	-	-	-	-	-	-	-	-	-
12/11	@LA	-	-	-	-	-	-	-	-	-
12/18	SF	-	-	-	-	-	-	-	-	-
12/24	@CAR	-	-	-	-	-	-	-	-	-
1/1	NO	-	-	-	-	-	-	-	-	-
TOTALS		7	5	0.0	0.0	0	0	0	0	0
CAREER		152	100	0.0	0.0	5	124	1	1	7

COLLEGE

- » Collared 368 total tackles (213 solo) with 9.5 tackles for loss, six interceptions, six forced fumbles, six fumble recoveries, and one sack in 53 career games at Central Florida.
- » As a senior in 2012, was named the Conference USA Defensive Player of the Year and a First Team All-C-USA selection.
- » Finished his career as the Knights all-time leader in tackles among defensive backs and is the just the third player in UCF history to lead the team in tackles three times during his career.
- » Posted 124 total tackles (68 solo) with five tackles for loss, four passes defense, three interceptions, three forced fumbles, three fumble recoveries, and three forced fumbles in 2012.
- » Closed out his Black and Gold career by starting his final 49 games and leading the Knights to the C-USA championship game.
- » As a junior in 2011, earned All-C-USA honorable mention honors after starting all 12 games and posting a team-high 81 tackles (39 solo) with 2 three passes defended and 2.5 tackles for loss.

- » Was a first team All-C-USA performer during his sophomore season in 2010 finishing the season with a team-high 93 tackles (57 solo), five passes defended, two interceptions, two forced fumbles, and one fumble recovery.
- » Appeared in 13 games with nine starts as a true freshman in 2009 and posted 70 tackles (49 solo) with one tackle for loss, one interception, one pass broken up, and one fumble recovery.

PERSONAL

- » Was an All-Dade county performer at North Miami Beach High School.

- » Helped North Miami Beach to the 2006 state semifinals, an undefeated campaign in 2007 and the state playoffs again in 2008.
- » Played both wide receiver and defensive back. Posted 45 catches for 500 yards with three touchdowns while making three interceptions as a senior. As a junior, had two interceptions while making 30 receptions for 500 yards and seven scores.
- » Son of Blessed and Darlene Ishmael. Majored in general studies with a minor in coaching at UCF.

ISHMAEL'S CAREER STATISTICS


YEAR	GP/GS	TK	SO	AST	SK	YDS	INT	YDS	LG	TD	PD	FF	FR	YDS	TD
2013	ATL	3/0	0	0	0	0.0	0.0	0	0	0	0	0	0	0	0
2014	ATL	17/10	103	66	37	0.0	0.0	4	37	23	1	6	1	0	0
2015	ATL	16/5	42	29	13	0.0	0.0	1	84	84	0	3	0	0	0
2016	ATL	1/1	7	5	2	0.0	0.0	0	0	0	0	0	0	0	0
TOTAL		37/16	152	100	52	0.0	0.0	5	124	84	1	7	1	0	0

2014 GAME-BY-GAME STATISTICS

DATE	OPP	TK	SO	SK	YDS	INT	YDS	FF	FR	PD
9/7	NO	1	0	0.0	0	0	0	0	0	0
9/14	@ CIN	5	4	0.0	0	1	23	0	0	1
9/18	TB	0	0	0.0	0	0	0	0	0	0
9/28	@ MIN	7	1	0.0	0	0	0	0	0	0
10/5	@ NYG	15	9	0.0	0	0	0	0	0	1
10/12	CHI	9	6	0.0	0	0	0	0	0	0
10/19	@ BAL	6	3	0.0	0.0	0	0	0	0	0
10/26	DET	9	6	0.0	0	0	0	0	0	0
11/9	@ TB	3	3	0.0	0	1	0	0	0	1
11/16	@ CAR	7	5	0.0	0	1	0	0	0	2
11/23	CLE	11	7	0.0	0	1	14	0	0	0
11/30	ARI	3	2	0.0	0	0	0	0	0	0
12/8	@ GB	7	5	0.0	0	0	0	0	0	1
12/14	PIT	9	5	0.0	0.0	0	0	0	0	0
12/21	@ NO	4	3	0.0	0.0	0	0	1	1	0
12/28	CAR	7	7	0.0	0.0	0	0	0	0	0
TOTALS		103	66	0.0	0.0	4	37	1	1	6
CAREER		103	66	0.0	0.0	4	37	1	1	6

2013 GAME-BY-GAME STATISTICS

DATE	OPP	TK	SO	SK	YDS	INT	YDS	FF	FR	PD
9/8	@ NO	INACTIVE								
9/15	STL	INACTIVE								
9/22	@ MIA	INACTIVE								
9/29	NE	INACTIVE								
10/7	NYJ	INACTIVE								
10/20	TB	INACTIVE								
10/27	@ ARZ	0	0	0.0	0.0	0	0	0	0	0
11/3	@ CAR	INACTIVE								
11/10	SEA	INACTIVE								
11/17	@ TB	INACTIVE								
11/21	NO	INACTIVE								
12/1	@ BUF	INACTIVE								
12/8	@ GB	INACTIVE								
12/15	WAS	0	0	0.0	0.0	0	0	0	0	0
12/23	@ SF	0	0	0.0	0.0	0	0	0	0	0
12/29	CAR	0	0	0.0	0.0	0	0	0	0	0
TOTALS		0	0	0.0	0.0	0	0	0	0	0
CAREER		0	0	0.0	0.0	0	0	0	0	0

94	TYSON JACKSON DEFENSIVE END LOUISIANA STATE UNIVERSITY 3RD YEAR WITH FALCONS				
	HEIGHT: 6'4"	WEIGHT: 296	BIRTHDATE: 6/6/86	NFL EXP: 8 YRS	ACQUIRED: FA-'14

TRANSACTIONS

- » Originally selected by the Kansas City Chiefs in the first round (third overall) of the 2009 NFL Draft.
- » Signed by the Atlanta Falcons as a free agent on March 11, 2014.

2016 (FALCONS)

- » Played 23 of 64 defensive snaps in Atlanta's season opener against Tampa Bay (9/11).

2015 (FALCONS)

- » Played in all 16 games with 12 starts. Logged 32 tackles (14 solo) and helped anchor a Falcons defense that allowed just 105 rushing yards per game.
- » Started at defensive end and recorded one tackle at Dallas (9/27). Helped the Falcons defense hold the Cowboys to minus four rushing yards in the second half.
- » Started at defensive end against Houston (10/4) and helped anchor a run defense that held the Texans to 54 rushing yards. Helped limit RB Arian Foster to 10 yards on eight carries.
- » Saw action on the defensive line against Washington (10/11). Helped the Falcons defense hold the Redskins to 51 rushing yards and 2.1 yards per carry.
- » Started at defensive end and posted one tackle against Indianapolis (11/22). Helped the defense hold the Colts to 74 yards on the ground, the seventh time the Falcons held an opponent under 100 rushing yards in 2015.
- » Started and logged four tackles (three solo) against Minnesota (11/29). Helped the defense limit the Vikings to 174 passing yards, the fourth time Atlanta allowed less than 200 passing yards in a game in 2015.

CAREER

- » In seven seasons, has appeared in 106 games with 83 starts and tallied 247 tackles (162 solo), nine sacks, three forced fumbles, and 15 passes defended, along with 21 quarterback pressures.
- » Started all 16 games and recorded 25 total tackles (9 solo) and three pass deflections in 2014.
- » In 2013, helped anchor one of the top scoring defenses in the NFL as the Chiefs allowed just 19.1 points per game. Kansas City ranked tied for fifth in the NFL and tied for the AFC lead in scoring defense while finishing the season tied for sixth with 47 sacks.
- » Tallied 33 tackles (24 solo) with a career-high four sacks, three passes defended, and three quarterback pressures in 2013.
- » Started 15 contests at defensive end, registering 43 tackles (31 solo), including three for loss, 3.0 sacks (-13.0 yards), four QB pressures and three passes defended in 2012.
- » Played in all 16 games with 14 starts in 2011. Recorded 52 tackles (42 solo), 1.0 sack (-10.0 yards), two passes defended, and five QB pressures.
- » Played in 12 games with three starts, logging 31 tackles (23 solo), 1.0 sack (-2.0 yards), five QB pressures and two passes defended in 2010.
- » Appeared in all 16 games with 14 starts as a rookie in 2009. Named to the Pro Football Weekly/PFWA All-Rookie Team after posting 31 tackles (18 solo), four QB pressures and two passes defended.

COLLEGE

- » Played in 53 games with 39 starts at defensive end at LSU. Produced 122 tackles (55 solo), 27.0 tackles for loss, 18.5 sacks, 33 quarterback pressures, two fumble recoveries, two forced fumbles, and 18 passes defended.

- » Earned second-team All-SEC honors as a senior in 2008 and helped lead the Tigers to their second BCS National Championship as a junior in 2007.
- » As a sophomore, earned second-team All-SEC honors after posting 37 tackles, 10.0 tackles for loss and a team-high 8.5 sacks.
- » Earned freshman All-SEC accolades from Sporting News after notching 13 tackles, two sacks, and five quarterback pressures.

PERSONAL

- » A native of Edgard, La., attended West St. John High School where he was the Class 2A Defensive Player of the Year after leading the Rams to a state title during his senior season.
- » Graduated from LSU with a degree in General Studies.

JACKSON'S CAREER STATISTICS

YEAR	GP/GS	TK	SO	AST	SK	YDS	INT	YDS	LG	TD	PD	FF	FR	YDS	TD
2009	KC	16/14	31	18	13	0.0	0.0	0	0	0	2	0	0	0	0
2010	KC	12/3	31	23	8	1.0	2.0	0	0	0	2	0	0	0	0
2011	KC	16/14	52	42	10	1.0	10.0	0	0	0	2	0	0	0	0
2012	KC	15/15	43	31	12	3.0	13.0	0	0	0	3	0	0	0	0
2013	KC	15/9	34	25	9	4.0	20.0	0	0	0	0	3	0	0	0
2014	ATL	16/16	25	9	16	0.0	0.0	0	0	0	3	0	0	0	0
2015	ATL	16/12	29	14	15	0.0	0.0	0	0	0	3	0	0	0	0
2016	ATL	1/0	0	0	0	0.0	0.0	0	0	0	0	0	0	0	0
TOTAL	107/83	244	162	82	9.0	45.0	0	0	0	0	15	3	0	0	0

JACKSON'S PLAYOFF STATISTICS

YEAR	GP/GS	TK	SO	AST	SK	YDS	INT	YDS	LG	TD	PD	FF	FR	YDS	TD
2010	KC	1/0	1	0	1	0.5	1.0	0	0	0	0	0	0	0	0
2013	KC	1/0	0	0	0	0.0	0.0	0	0	0	0	0	0	0	0
TOTAL	2/0	1	0	1	0.5	1.0	0	0	0	0	0	0	0	0	0

JACKSON'S BEST GAMES


TACKLES	SACKS	QB PRESSURES	PASSES DEFENSED
7, two Times	1.0, Five Times	2, Three Times	1, 10
Last vs. DEN (11/13/11)	Last at CLE (12/9/12)	Last vs. OAK (1/2/11)	Last at Min (9/28/14)

2015 GAME-BY-GAME STATISTICS

DATE	OPP	TK	SO	SK	YDS	INT	YDS	FF	FR	PD
9/14	PHI	1	0	0.0	0.0	0	0	0	0	0
9/20 @	NYG	5	2	0.0	0.0	0	0	0	0	0
9/27 @	DAL	1	1	0.0	0.0	0	0	0	0	0
10/4	HOU	0	0	0.0	0.0	0	0	0	0	0
10/11	WAS	0	0	0.0	0.0	0	0	0	0	0
10/15 @	NO	4	2	0.0	0.0	0	0	0	0	0
10/25 @	TEN	1	0	0.0	0.0	0	0	0	0	0
11/1	TB	3	2	0.0	0.0	0	0	0	0	0
11/8 @	SF	2	1	0.0	0.0	0	0	0	0	0
11/22	IND	1	1	0.0	0.0	0	0	0	0	0
11/29	MIN	4	3	0.0	0.0	0	0	0	0	0
12/6 @	TB	1	1	0.0	0.0	0	0	0	0	0
12/13 @	CAR	4	1	0.0	0.0	0	0	0	0	0
12/20 @	JAX	0	0	0.0	0.0	0	0	0	0	0
12/27	CAR	1	0	0.0	0.0	0	0	0	0	0
1/3	NO	3	0	0.0	0.0	0	0	0	0	0
TOTALS		32	14	0.0	0.0	0	0	0	0	0
CAREER		247	162	9.0	45.0	0	0	3	0	15

2014 GAME-BY-GAME STATISTICS

DATE	OPP	TK	SO	SK	YDS	INT	YDS	FF	FR	PD
9/7	NO	0	0	0.0	0	0	0	0	0	0
9/14 @	CIN	0	0	0.0	0	0	0	0	0	0
9/18	TB	1	0	0.0	0	0	0	0	0	0
9/28 @	MIN	5	1	0.0	0	0	0	0	0	1
10/5 @	NYG	2	0	0.0	0	0	0	0	0	0
10/12	CHI	4	3	0.0	0	0	0	0	0	0
10/19 @	BAL	2	1	0.0	0	0	0	0	0	0
10/26	DET	3	1	0.0	0	0	0	0	0	1
11/9 @	TB	1	1	0.0	0	0	0	0	0	0
11/16 @	CAR	1	0	0.0	0	0	0	0	0	0
11/23	CLE	1	1	0.0	0	0	0	0	0	0
11/30	ARI	2	1	0.0	0	0	0	0	0	0
12/8 @	GB	0	0	0.0	0	0	0	0	0	0
12/14	PIT	1	0	0.0	0	0	0	0	0	1
12/21 @	NO	1	0	0.0	0	0	0	0	0	0
12/28	CAR	1	0	0.0	0	0	0	0	0	0
TOTALS		25	9	0.0	0.0	0	0	0	0	3
CAREER		216	148	9.0	45.0	0	0	3	0	15

97	GRADY JARRETT DEFENSIVE TACKLE CLEMSON 2ND YEAR WITH FALCONS				
	HEIGHT: 6'0"	WEIGHT: 305	BIRTHDATE: 4/28/93	NFL EXP: 2 YRS	ACQUIRED: D5-'15

TRANSACTIONS

- » Selected by the Falcons in the fifth round (137th overall) of the 2015 NFL Draft.

2016 (FALCONS)

- » Started at nose tackle and collected three tackles (one solo) against Tampa Bay (9/11).

2015 (FALCONS)

- » Played in 15 games, making two starts, and totaled 24 tackles (13 solo) with one sack, four tackles for loss and two quarterback hits.
- » Saw action in the defensive line rotation against Philadelphia (9/14). Posted one tackle in his NFL debut.
- » Saw action in the defensive line rotation at New York (9/20). Helped the Falcons defense hold each of its first two opponents under 100 yards rushing.
- » Saw action on defense and special teams at Dallas (9/27). Helped the defense hold the Cowboys to minus four rushing yards in the second half.
- » Saw action on defense and special teams against Houston (10/4). Posted one tackle and helped the defense hold the Texans scoreless through three quarters.
- » Saw action on defense and special teams against Washington (10/11). Helped the Falcons defense hold the Redskins to 51 rushing yards and 2.1 yards per carry.
- » Played on defense and special teams, posting one tackle, at New Orleans (10/15). Helped the Falcons limit the Saints to 81 rushing yards.
- » Played on defense and special teams, posting one tackle, at Tennessee (10/25). Helped the Falcons hold the Titans to 77 rushing yards.
- » Saw action on defense and special teams, posting one tackle against Indianapolis (11/22). Helped the defense hold the Colts to 74 rushing yards and just 2.7 yards per carry.

2016 GAME-BY-GAME STATISTICS

DATE	OPP	TK	SO	SK	YDS	INT	YDS	FF	FR	PD
9/11	TB	3	1	0.0	0.0	0	0	0	0	0
9/18	@OAK	-	-	-	-	-	-	-	-	-
9/26	@NO	-	-	-	-	-	-	-	-	-
10/2	CAR	-	-	-	-	-	-	-	-	-
10/9	@DEN	-	-	-	-	-	-	-	-	-
10/16	@SEA	-	-	-	-	-	-	-	-	-
10/23	SD	-	-	-	-	-	-	-	-	-
10/30	GB	-	-	-	-	-	-	-	-	-
11/3	@TB	-	-	-	-	-	-	-	-	-
11/23	@PHI	-	-	-	-	-	-	-	-	-
11/27	ARI	-	-	-	-	-	-	-	-	-
12/4	KC	-	-	-	-	-	-	-	-	-
12/11	@LA	-	-	-	-	-	-	-	-	-
12/18	SF	-	-	-	-	-	-	-	-	-
12/24	@CAR	-	-	-	-	-	-	-	-	-
1/1	NO	-	-	-	-	-	-	-	-	-
TOTALS		3	1	0.0	0.0	0	0	0	0	0
CAREER		24	13	1.0	5.0	0	0	0	0	0

- » Collared one tackle against Minnesota (11/29). Helped the defense limit the Vikings to 174 passing yards, the fourth time Atlanta allowed less than 200 passing yards in a game in 2015.
- » Had his best game as a pro at Tampa Bay (12/6), logging four tackles, one tackle for loss, and his first career sack.
- » Made his first career start at Carolina (12/13). Posted a career-best six tackles.

COLLEGE

- » Finished his career starting 37 of the 48 games he played in and tallied 207 total tackles, 29.5 tackles for loss, 5.5 sacks, two forced fumbles and four fumble recoveries.
- » In 2014, he was named a permanent co-captain, and was named a third team All-American by Athlon. He was also selected first team All-ACC.
- » He started all 13 games during his senior year in 2014 and recorded 73 total tackles, 10 tackles for loss, 1.5 sacks, two forced fumbles and one fumble recovery.

- » In 2013 he posted 83 tackles, 11 tackles for loss, two sacks and two fumble recoveries. He earned All-ACC honors from the media and coaches as well.
- » In 2012, he was selected as an honorable mention sophomore All-American, an honorable mention All-ACC pick and was named the co-defensive player of the year by Clemson's coaching staff.
- » He recorded 49 total tackles, 8.5 tackles for loss and two sacks in 2012.

PERSONAL

- » He attended Rockdale County High School in Conyers, GA and recorded 101 tackles, 31.5 tackles for loss and nine sacks as a senior.
- » He graduated from Clemson with a degree in Management in December of 2014.

JARRETT'S CAREER STATISTICS



YEAR	GP/GS	TK	SO	AST	SK	YDS	INT	YDS	LG	TD	PD	FF	FR	YDS	TD
2015	ATL	15/2	24	13	11	1.0	5.0	0	0	0	0	0	0	0	0
2016	ATL	1/1	3	1	2	0.0	0.0	0	0	0	0	0	0	0	0
TOTAL		16/3	27	14	13	1.0	5.0	0	0	0	0	0	0	0	0

JARRETT'S BEST GAMES

TACKLES	SACKS	QB HIT	TACKLES FOR LOSS
6 @ CAR (12/13/15)	1.0 @ TB (12/6/15)	1, Two Times	1, Four Times
4 @ TB (12/6/15)		Last @ TB (12/6/15)	Last @ JAX (12/20/15)



Grady Jarrett played in 15 games and logged 24 tackles as a rookie in 2015.

11	JULIO JONES WIDE RECEIVER UNIVERSITY OF ALABAMA 6TH YEAR WITH FALCONS				  2015 2014 2012
	HEIGHT: 6'3"	WEIGHT: 220	BIRTHDATE: 2/8/89	NFL EXP: 6 YRS	ACQUIRED: D1-'11

TRANSACTIONS

- » Selected as a first round (6th pick overall) draft choice by Atlanta in 2011.
- » Agreed to a five-year contract extension on August 29, 2015.

2016 (FALCONS)

- » Caught four passes for 66 yards, including a 25-yard touchdown against Tampa Bay (9/11). Tied Alge Crumpler and Tony Gonzalez for fifth in franchise history with 35 career touchdown receptions. Also tied Alfred Jenkins for third in team annals 6,267 career receiving yards.

2015 (FALCONS)

- » Earned his second straight Pro Bowl selection after leading the NFL with 1,871 yards and tying for the League lead with 136 receptions. Named an All-Pro selection by the Associated Press, Pro Football Focus, Yahoo!, and Sporting News.
- » Posted one of the best seasons by a receiver in NFL history as he now ranks second in receiving yards and tied for second in receptions. Joined Pittsburgh's Antonio Brown as one of two players in NFL history with at least 136 catches and 1,800 yards in a single season.
- » Caught nine passes for 141 yards and two touchdowns in Atlanta's Monday night win over Philadelphia (9/14). Posted the 20th 100-yard game of his career and moved into fifth on the Falcons all-time receiving list, passing Jim Mitchell, with 4,471 yards in his first 50 games.
- » Earned his first NFC Player of the Week award for his performance in Week 1.
- » Set a career high with 13 receptions for 135 yards, including a 37-yard catch in the fourth quarter that set up the eventual game winning touchdown. Posted back-to-back 100 yard games for the seventh time in his career. Notched his 21st game with 100-plus receiving yards.

2015 GAME-BY-GAME STATISTICS											
DATE	OPP	RECEIVING					RUSHING				
		REC	YDS	AVG	LG	TD	RUSH	YDS	AVG	LG	TD
9/11	TB	4	66	16.5	25t	1	0	0	0.0	0	0
9/18 @	OAK	-	-	-	-	-	-	-	-	-	-
9/26 @	NO	-	-	-	-	-	-	-	-	-	-
10/2	CAR	-	-	-	-	-	-	-	-	-	-
10/9 @	DEN	-	-	-	-	-	-	-	-	-	-
10/16 @	SEA	-	-	-	-	-	-	-	-	-	-
10/23	SD	-	-	-	-	-	-	-	-	-	-
10/30	GB	-	-	-	-	-	-	-	-	-	-
11/3 @	TB	-	-	-	-	-	-	-	-	-	-
11/13 @	PHI	-	-	-	-	-	-	-	-	-	-
11/27	ARI	-	-	-	-	-	-	-	-	-	-
12/4 @	TB	-	-	-	-	-	-	-	-	-	-
12/11 @	CAR	-	-	-	-	-	-	-	-	-	-
12/18 @	JAX	-	-	-	-	-	-	-	-	-	-
12/24	CAR	-	-	-	-	-	-	-	-	-	-
1/1	NO	-	-	-	-	-	-	-	-	-	-
TOTALS		4	66	16.5	25t	1	0	0	0.0	0	0
CAREER		418	6,267	15.0	81t	35	14	94	6.7	27	0

- » Recorded his third straight 100-yard game with 164 yards on 12 receptions and two touchdowns at Dallas (9/27). Became the first player in NFL history to post 135+ receiving yards in each of a team's first three games in a season. Also set an NFL record for the most catches in the first three games of a season (34).
- » Was named NFC Player of the Month after his performance in September. Led the NFL with 34 receptions and 440 yards while adding four touchdowns in the first month of the season. Was the only player in the NFC to post multiple games with 10-or-more receptions and his four receiving touchdowns ranked second in the conference.
- » Posted his fourth 100-yard game of the season, with 162 yards on 12 catches against Tampa Bay (11/1). Scored the game tying touchdown on an eight-yard pass with 17 seconds remaining to force overtime.
- » Notched his fourth game with 10+ receptions and his fifth 100-yard game after grabbing 10 passes for 137 yards at San Francisco (11/8).

- » Hauled in nine passes for 160 yards against Indianapolis (11/22), his third straight 100-yard game and the sixth time he's eclipsed 100 receiving yards in a game this season.
- » Became the second player in franchise history to post two 100-catch seasons when he caught eight passes for 93 yards at Tampa Bay (12/6). Also passed Andre Rison (5,633) for fourth in club history in receiving yards.
- » Broke WR Roddy White's single-season receptions record (115) at Jacksonville (12/20) running his season total to 118 catches. Grabbed nine passes for 118 yards and a touchdown in the win.
- » Caught nine passes for 178 yards, including a 70 yard touchdown, against Carolina (12/27). He became the second player in NFL history with at least 125 catches and 1,700 receiving yards in a season, joining WR Marvin Harrison (2002).
- » Passed Pro Football Hall of Famer Jerry Rice for second on the NFL's single season receiving list (1,871) and tied Antonio Brown for second in single season receptions (136) after catching nine passes for 149 yards against New Orleans (1/3).
- » Caught 41 passes for 580 yards (14.1 avg.) with two touchdowns, including an 81-yard score in five games before being placed on Injured Reserve in 2013. Led the NFL in receptions and yards prior to his injury.
- » Built on the success of his impressive rookie campaign to earn his first career Pro Bowl selection in 2012. Set career-highs with 79 receptions for 1,198 yards and 10 touchdowns.
- » Posted four 100-yard games and two multi-touchdown games in 2012.
- » In 2012, teamed up with WR Roddy White to form one of the NFL's top receiving tandems posting an NFL-best 2,549 yards on 171 catches with 17 touchdowns.
- » Had the best game of his career, catching 11 passes for 182 yards with two touchdowns in the NFC Championship Game against San Francisco (1/20/13).
- » Set a Falcons franchise-record for the most receiving yards in a playoff game vs. San Francisco (1/20/13), topping Alfred Jenkins who posted 155 yards against the Cowboys in the NFC Divisional Playoff round in 1981.

CAREER

- » In five seasons, Jones has established himself as one of the premier receivers in the NFL with 414 receptions for 6,201 yards (15.0 YPC) and 34 touchdowns, while playing in 65 games.
- » Established himself as one of the most explosive receivers in the NFL over the last five seasons as his 59 receptions over 25 yards rank tied for third in the NFL.
- » Since 2011, his 95.4 receiving yards per game rank second in the NFL. Additionally, his 6.4 catches per game rank also rank second in the League during that span.
- » Has scored six touchdowns of 60+ yards and 10 touchdowns of 40-or-more yards in his career.
- » Has posted 28 100-yard games and 10 games with 10-or-more catches in his career.
- » Had another impressive season in 2014. During his 15 starts he recorded 104 catches, which was good enough for third best in the NFL. He also recorded 1,593 receiving yards, which was also third best in the NFL, along with six touchdowns. His impressive numbers earned him his second trip to the Pro Bowl.
- » Enjoyed the best game of his career at Green Bay (12/8/14) setting a franchise record with 259 yards on 11 catches while adding one touchdown. His 259 receiving yards was the best performance by any receiver that season. Jones also broke Roddy White's franchise record for single-season receiving yards (1,389) in the game.
- » Tied White's club postseason record of 11 catches in the NFC Championship game against San Francisco (1/10/13). White caught 11 passes in Atlanta's Wild Card game at Arizona following the 2008 season.
- » Posted the first 100-yard playoff game by a Falcons receiver since WR Tony Martin posted 129 yards on five catches at Minnesota (1/17/99) in the NFC Championship game. Became the sixth Falcon receiver to post 100-plus receiving yards in a postseason game.
- » Joined White to become the first Falcons teammates to post 1,000 receiving yards in the same season since WR Tony Martin (1,181) and Terance Mathis (1,136) each accomplished that feat in 1998.
- » Posted the best season by a Falcons rookie receiver in 2011 after notching 54 receptions for 959 yards and eight touchdowns. Recorded more yards and touchdowns than any Falcons rookie before him and only Shawn Collins caught more passes in his first season when he pulled down 58 balls in 1989.
- » Earned NFL Rookie of the Month honors for December/January after catching 24 passes for 461 yards and six touchdowns in the final five games of the regular season in 2011.

- » Posted back-to-back 100-yard games at Tampa Bay in Week 3 and at Seattle in Week 4. Became the first Falcons rookie since Alfred Jenkins in 1975 to accomplish that feat and the first NFL rookie to do so since DeSean Jackson in 2008.
- » Recorded five receptions for 71 yards in his NFL debut against Chicago (9/11/11), including a team-long 32-yard reception.
- » Set career-highs in receptions (11) and receiving yards (127) and recorded his second-consecutive 100-yard receiving game at Seattle (10/2/11).
- » Became the first Falcons rookie to record 11 receptions in a game when he posted 11 catches for 127 yards at Seattle in Week 4. Became the first rookie to post 11-or-more catches in a game since Denver's Eddie Royal in 2008.
- » Hauled in three passes for 131 yards, including his first two career touchdowns, and added two carries for 33 yards at Indianapolis (11/6/11).
- » Registered 104 yards and two touchdowns on three catches, including a long reception of 75 yards, at Carolina (12/11/11).
- » Logged eight catches for 128 yards, including his third consecutive game with a touchdown, at New Orleans (12/26/11).
- » Notched his third multi-touchdown game of the season after recording four catches for 76 yards and two scores vs. Tampa Bay (1/1/11).
- » Set a single-season school record with 78 receptions, breaking D.J. Hall's previous mark of 67 set in 2007.
- » As a junior, set a new school record with 1,133 receiving yards, breaking Hall's mark of 1,056 yards set in 2006.
- » Earned Freshman All-American first-team honors from the Football Writers Association of America and Sporting News.

PERSONAL

- » Attended Foley High School (AL), playing football for head coach Todd Watson where he was regarded as the nation's top receiver by Rivals.com, Scout.com and SuperPrep. He was also named the top high school player in the country by Sports Illustrated and Tackle.com.
- » Concluded his prep career with 194 catches for 3,287 yards (16.94 avg.) with 43 touchdowns while adding three rushing touchdowns, two kickoff-return touchdowns, two punt-return touchdowns and two fumble returns for scores.
- » Was named a two-time All-America choice by Rivals.com and a two-time All-State selection by the Birmingham News & Alabama Sports-writers Association.
- » As a senior, caught 68 passes for 1,181 yards (17.37 avg.) with 16 touchdowns while leading the Lions to a 12-1 overall record, a Region 2 title and an appearance in the state quarterfinals.
- » Was named "Mr. Football" and Gatorade Player of the Year for the state of Alabama...All-American choice by Parade Magazine, USA Today, EA Sports and Scout.com in 2007.
- » Is a two-time recipient of Alabama's Commitment to Academic Excellence Award (2009-10).
- » Led community service projects in high school which included Santa America Foundation and local Optimist International Club.
- » Credits his mother, Queen Mavin, as the largest influence in his life as she never let him quit at anything.
- » His given name is Quintorris Jones.
- » Participated as a celebrity waiter for the 4th annual Huddle Up for Miracles hosted by Head Coach Mike Smith at 103 West in Atlanta to benefit Children's Miracle Network.
- » In 2011, a participant in the Atlanta Falcons Rookie Club sponsored by UnitedHealthcare of Georgia, this program gives the players the opportunity to take part in several charitable events.

COLLEGE

- » Established himself as one of the premier wide receivers in college football at the University of Alabama. In 40 games he caught 179 passes for 2,653 yards with 15 touchdowns, and accumulated 3,084 all-purpose yards.
- » His 179 receptions rank second all-time at Alabama, while his 2,653 receiving yards rank second in school history and his 15 touchdowns are tied for fourth in Crimson Tide annals.
- » In 2010, garnered second-team All-American honors and was a first-team All-Southeastern Conference selection.
- » Was a member of the watch lists for the Maxwell Award, given to the nation's top player, and the Biletnikoff Award, given to the nation's top receiver in both his sophomore and junior seasons.
- » Started all 13 games and led the Tide with 78 receptions for 1,133 yards (14.53 avg.) and seven touchdowns as a junior in 2010. Also added 135 yards with two scores on eight carries on the ground.

JONES' CAREER STATISTICS												
			RECEIVING					RUSHING				
YEAR	GP/GS		REC	YDS	AVG	LG	TD	ATT	YDS	AVG	LG	TD
2011	ATL	13/13	54	959	17.8	80	8	6	56	9.3	19	0
2012	ATL	16/15	79	1,198	15.2	80t	10	6	30	5.0	27	0
2013	ATL	5/5	41	580	14.1	81t	2	1	7	7.0	7	0
2014	ATL	15/15	104	1,593	15.3	79	6	1	1	1	1	0
2015	ATL	16/16	136	1,871	13.8	70t	8	0	0	0	0	0
2016	ATL	1/1	4	66	16.5	25t	1	0	0	0	0	0
TOTALS	66/65		418	6,267	15.0	81t	35	14	94	6.7	27	0

JONES' BEST GAMES			
RECEPTIONS	RECEIVING YARDS	LONG	TOUCHDOWNS
13 at NYG (9/20/15)	259 at GB (12/8/14)	81t vs. STL (9/15/13)	2, Eight Times
12 @ DAL (9/27/15)	189 vs. ARI (11/30/14)	80t, Two Times	Last @ DAL (9/27/15)
11, Four Times	182 vs. STL (9/15/13)	Last at TB (11/25/12)	
Last at GB (12/8/14)			

FALCONS PLAYOFF RECEIVING			
PLAYER	OPP	REC	YARDS
Julio Jones	SF	11	182
Alfred Jenkins	Dal	4	155
Michael Haynes	NO	6	144
Wallace Francis	Phi	6	135

FALCONS ALL-TIME RECEIVING			
PLAYER	YRS	REC	YARDS
Roddy White	2005-15	808	10,863
Terance Mathis	1994-01	573	7,349
Julio Jones	2011-16	418	6,267
Alfred Jenkins	1975-83	360	6,267

2012 POSTSEASON STATISTICS												
			RECEIVING					RUSHING				
DATE	OPP		REC	YDS	AVG	LG	TD	RUSH	YDS	AVG	LG	TD
9/7	NO		7	116	16.6	27	0	0	0	0.0	0	0
9/14	@ CIN		7	88	12.6	24	1	0	0	0.0	0	0
TOTALS			104	1,593	15.3	79	6	1	1	1	1	0

2011 POSTSEASON STATISTICS												
			RECEIVING					RUSHING				
DATE	OPP		REC	YDS	AVG	LG	TD	RUSH	YDS	AVG	LG	TD
9/7	NO		7	116	16.6	27	0	0	0	0.0	0	0
9/14	@ CIN		7	88	12.6	24	1	0	0	0.0	0	0
TOTALS			104	1,593	15.3	79	6	1	1	1	1	0

2015 GAME-BY-GAME STATISTICS												
			RECEIVING					RUSHING				
DATE	OPP		REC	YDS	AVG	LG	TD	RUSH	YDS	AVG	LG	TD
9/14	PHI		9	141	15.7	44	2	0	0	0.0	0	0
9/20	@ NYG		13	135	10.4	37	0	0	0	0.0	0	0
9/27	@ DAL		12	164	13.7	45T	2	0	0	0.0	0	0
10/4	HOU		4	38	9.5	19	0	0	0	0.0	0	0
10/11	WAS		5	67	13.4	20	0	0	0	0.0	0	0
10/15	@ NO		6	93	15.5	30	0	0	0	0.0	0	0
10/25	@ TEN		9	92	10.2	21	1	0	0	0.0	0	0
11/1	TB		12	162	13.5	35	1	0	0	0.0	0	0
11/8	@ SF		10	137	13.7	54	0	0	0	0.0	0	0
11/22	IND		9	160	17.8	36	0	0	0	0.0	0	0
11/29	MIN		5	56	11.2	19	0	0	0	0.0	0	0
12/6	@ TB		8	93	11.6	25	0	0	0	0.0	0	0
12/13	@ CAR		7	88	12.6	46	0	0	0	0.0	0	0
12/20	@ JAX		9	118	13.1	23	1	0	0	0.0	0	0
12/27	CAR		9	178	19.8	70	1	0	0	0.0	0	0
1/3	NO		9	149	16.6	29	0	0	0	0.0	0	0
TOTALS			136	1,871	13.8	70T	8	0	0	0.0	0	0
CAREER			414	6,201	15.0	81T	34	14	94	6.7	27	0

2014 GAME-BY-GAME STATISTICS												
			RECEIVING					RUSHING				
DATE	OPP		REC	YDS	AVG	LG	TD	RUSH	YDS	AVG	LG	TD
9/7	NO		7	116	16.6	27	0	0	0	0.0	0	0
9/14	@ CIN		7	88	12.6	24	1	0	0	0.0	0	0
9/18	TB		9	161	17.9	40	2	0	0	0.0	0	0
9/28	@ MIN		6	82	13.7	21	0	0	0	0.0	0	0
10/5	@ NYG		11	105	9.5	22	0	0	0	0.0	0	0
10/12	CHI		4	68	17	29	0	1	1	1	1	0
10/19	@ BAL		5	56	11.2	24	0	0	0	0.0	0	0
10/26	DET		4	58	14.5	22	0	0	0	0.0	0	0
11/9	@ TB		8	119	14.9	39	0	0	0	0.0	0	0
11/16	@ CAR		6	59	9.8	11	0	0	0	0.0	0	0
11/23	CLE		5	68	13.6	24	1	0	0	0.0	0	0
11/30	ARI		10	189	18.9	41	1	0	0	0.0	0	0
12/8	@ GB		11	259	23.5	79	1	0	0	0.0	0	0
12/14	PIT		INACTIVE					INACTIVE				
12/21	@ NO		7	107	15.3	24	0	0	0	0.0	0	0
12/28	CAR		4	58	14.5	20	0	0	0	0.0	0	0
TOTALS			104	1,593	15.3	79	6	1	1	1	1	0
CAREER			278	4,330	15.6	81T	26	14	94	6.7	27	0


2013 GAME-BY-GAME STATISTICS											
DATE	OPP	RECEIVING					RUSHING				
		REC	YDS	AVG	LG	TD	RUSH	YDS	AVG	LG	TD
9/8	@ NO	7	76	10.9	22	1	0	0	0.0	0	0
9/15	STL	11	182	16.5	81	1	0	0	0.0	0	0
9/22	@ MIA	9	115	12.8	28	0	1	7	7.0	7	0
9/29	NE	6	108	12.4	25	0	0	0	0.0	0	0
10/7	NYJ	8	99	12.4	46	0	0	0	0.0	0	0
10/20	TB	INJURED RESERVE									
10/27	@ ARZ	INJURED RESERVE									
11/3	@ CAR	INJURED RESERVE									
11/10	SEA	INJURED RESERVE									
11/17	@ TB	INJURED RESERVE									
11/21	NO	INJURED RESERVE									
12/1	@ BUF	INJURED RESERVE									
12/8	@ GB	INJURED RESERVE									
12/15	WAS	INJURED RESERVE									
12/23	@ SF	INJURED RESERVE									
12/29	CAR	INJURED RESERVE									
TOTALS		41	580	14.1	81	2	1	7	7.0	7	0
CAREER		174	2,737	15.7	81	20	13	93	7.2	19	0

2012 GAME-BY-GAME STATISTICS											
DATE	OPP	RECEIVING					RUSHING				
		REC	YDS	AVG	LG	TD	RUSH	YDS	AVG	LG	TD
9/9	@ KC	6	108	18.0	31	2	0	0	0.0	0	0
9/17	DEN	4	14	3.5	6	0	1	1	1.0	1	0
9/23	@ SD	5	67	13.4	15	1	0	0	0.0	0	0
9/30	CAR	1	30	30.0	30	0	0	0	0.0	0	0
10/7	@ WSH	10	94	9.4	29	1	1	1	1.0	1	0
10/14	OAK	4	63	15.8	25	0	0	0	0.0	0	0
10/28	@ PHI	5	123	24.6	63	1	1	9	9.0	9	0
11/4	DAL	5	129	25.8	48	0	1	8	8.0	8	0
11/11	@ NO	4	75	18.8	52	0	0	0	0.0	0	0
11/18	ARZ	3	33	11.0	20	0	0	0	0.0	0	0
11/25	@ TB	6	147	24.5	80	1	0	0	0.0	0	0
11/29	NO	5	48	9.6	18	0	0	0	0.0	0	0
12/9	@ CAR	5	66	13.2	21	1	0	0	0.0	0	0
12/16	NYG	6	74	12.3	40	2	1	18	18.0	18	0
12/22	@ DET	7	71	10.1	16	1	1	-7	-7.0	-7	0
12/30	TB	3	56	18.7	28	0	0	0	0.0	0	0
TOTALS		79	1,198	15.2	80	10	6	30	5.0	27	0
CAREER		133	2,117	16.2	80	18	12	86	7.2	19	0

2011 GAME-BY-GAME STATISTICS											
DATE	OPP	RECEIVING					RUSHING				
		REC	YDS	AVG	LG	TD	RUSH	YDS	AVG	LG	TD
9/11	@ CHI	5	71	14.2	32	0	0	0	0.0	0	0
9/18	PHI	2	29	14.5	15	0	0	0	0.0	0	0
9/25	@ TB	6	115	19.2	49	0	1	-9	-9.0	-9	0
10/2	@ SEA	11	127	11.5	45	0	0	0	0.0	0	0
10/9	GB	1	16	16.0	16	0	1	17	17.0	17	0
10/16	CAR	INACTIVE									
10/23	@ DET	INACTIVE									
11/6	@ IND	3	131	43.7	80	2	2	33	16.5	19	0
11/13	NO	2	9	4.5	6	0	0	0	0.0	0	0
11/20	TEN	INACTIVE									
11/27	MIN	0	0	0.0	0	0	0	0	0.0	0	0
12/4	@ HOU	4	68	17.0	26	0	0	0	0.0	0	0
12/11	@ CAR	3	104	34.7	75	2	0	0	0.0	0	0
12/15	JAX	5	85	17.0	29	1	1	6	6.0	6	0
12/26	@ NO	8	128	16.0	40	1	0	0	0.0	0	0
1/1	TB	4	76	19.0	48	2	1	9	9.0	9	0
TOTALS		54	959	17.8	80	8	6	56	9.3	19	0
CAREER		54	959	17.8	80	8	6	56	9.3	19	0



WR Julio Jones was selected to the Pro Bowl for the third time in his career in 2015.

<div>25</div>	<div> AKEEM KING CORNERBACK SAN JOSE STATE 2ND YEAR WITH FALCONS </div>			
HEIGHT: 6'1"	WEIGHT: 212	BIRTHDATE: 10/29/92	NFL EXP: 2 YRS	ACQUIRED: D7b-'15

TRANSACTIONS

- » Selected by the Falcons in the seventh round (249th overall) of the 2015 NFL Draft.

2015 (FALCONS)

- » Played in five games as a reserve cornerback, posting one pass defense during his rookie season.

COLLEGE

- » Played in 33 game, including 12 career starts coming during his senior year. He was one of three defensive players for San Jose State to start in every game in 2014.
- » He recorded 71 tackles, 1.5 tackles for loss and two passes defended in 2014, his best statistical year as a Spartan.

- » In 2013, he saw action in 11 games as a defensive back and on special teams.

- » In 2012, he was named on the Academic All-Wac team, as well as being a three time San Jose State University Scholar-Athlete.

PERSONAL

- » He attended Nipomo High School in Nipomo, CA and averaged 20 yards per catch and scored four times. He also recorded 30 tackles and two interceptions during his senior year.
- » He also participated in track and field, and was a springter and a jumper. He set a school record, clocking a 10.74 in the 100-meter dash.
- » He graduated from San Jose State with a degree in business marketing in May 2014, and he is pursuing his MBA.

67	ANDY LEVITRE GUARD OREGON STATE 2ND YEAR WITH FALCONS			
	HEIGHT: 6'2"	WEIGHT: 303	BIRTHDATE: 5/15/86	NFL EXP: 8 YRS
ACQUIRED: TR-'15 (TEN)				

TRANSACTIONS

- » Originally selected by the Buffalo Bills in the second round (51st overall) of the 2009 NFL Draft.
- » Signed by the Tennessee Titans as an unrestricted free agent on March 14, 2013.
- » Traded to the Atlanta Falcons on September 4, 2015 in exchange for a 2016 sixth round draft selection and a future conditional pick.

2016 (FALCONS)

- » Started at left guard and blocked for an offense that generated 374 total yards against Tampa Bay (9/11).

2015 (FALCONS)

- » Started all 16 games at left guard and blocked for an offense that ranked seventh in the NFL averaging 374.1 yards per game.
- » Started at left guard and blocked for a rushing attack that tallied 105 yards on 35 carries against Philadelphia (9/14). Also helped protect quarterback Matt Ryan, who threw for 298 yards and two touchdowns.
- » Started at left guard and blocked for an offense that totaled 438 yards at Dallas (9/27). Opened rushing lanes for RB Devonta Freeman, who ran for 141 yards and three touchdowns in the win.
- » Started at left guard and blocked for a rushing attack that totaled 135 yards and four touchdowns against Houston (10/4). Paved the way for RB Devonta Freeman, who became the first player since the AFL-NFL merger to run for three TDs in each of his first two starts.
- » Started at left guard and blocked for an offense that gained a season-high 418 total yards, including 176 yards on the ground against Washington (10/11).
- » Started at left guard and blocked for an offense that gained 413 total yards, including 150 yards

on the ground at New Orleans (10/15).

- » Started at left guard and blocked for a rushing attack that gained 127 yards and 4.1 yards per carry at Tennessee (10/25).
- » Blocked for an offense that gained a season-high 496 total yards, including 395 passing yards, against Tampa Bay (11/1).
- » Blocked for an offense that gained 375 total yards against Indianapolis (11/22), including 100+ rushing yards for the eighth time in 2015.
- » Blocked for an offense that compiled 326 yards of total offense, including 116 rushing yards, against Minnesota (11/29). Atlanta rushed for more-than 100 yards nine times in 2015.
- » Blocked for an offense that tallied 373 yards of total offense, including 306 yards through the air, against Carolina (12/27).
- » Started at left guard and blocked for an offense that gained 414 yards against New Orleans (1/3), the sixth time Atlanta posted more than 400 yards of total offense this season.

CAREER

- » In seven seasons, has started all 112 games of his career. One of only two members of the 2009 NFL Draft class to start all 112 regular season games from 2009-15, joining LB James Laurinaitis.
- » Spent four seasons with the Bills, and started all 64 games during those four years.
- » Started all 16 games at left guard, bringing his consecutive starting streak to 96 games—every game since entering the NFL as a 2009 second-round selection (51st overall). The streak ranks first among all NFL guards.
- » Signed with the Tennessee Titans as an unrestricted free agent in 2013 and started all 32 games during his two year tenure with the club.
- » In 2012, anchored a Bills offensive line that held opponents to 30 sacks (fifth fewest in the AFC), while blocking for a rushing attack that

averaged 138.6 yards per game, which ranked second in the AFC.

- » In 2011, was a member of a Bills offensive front that led the NFL in fewest sacks allowed with 23.
- » As a rookie in 2009, started all 16 games and was named to Sporting News' All-Rookie Team, Pro Football Weekly/Pro Football Writers of America's All-Rookie Team and Football Outsiders' All-Rookie Team..



COLLEGE

- » Closed out his career with a string of 35 consecutive starts at Oregon State (39 total for his career). In his last two seasons, he started 17 times at left tackle and nine times at right tackle.
- » In 2008, was an All-American first-team selection by the American Football Coaches Association and Pro Football Weekly. Earned second-team honors from the Associated Press and was a first-team All-Pac 10 Conference and Academic All-Pac 10 choice. As a senior, served as team co-captain and started all 13 games at left offensive tackle.
- » As a junior in 2007, was a second team All-Pac 10 Conference and Academic All-Pac 10 selection. Started the team's first nine games at right offensive tackle before shifting to the left side for his final four contests.
- » As a sophomore in 2006, named second-team Academic All-Pac 10 Conference choice, adding All-Pac 10 honorable mention while starting the final 10 games at right tackle.
- » As a redshirt freshman in 2005, saw action in every game, serving as the team's top reserve at both guard positions for the first 10 contests. Earned his first career start at right tackle in the season finale against Oregon.
- » Redshirted as a freshman in 2004.
- » Graduated from Oregon State in March 2009 with degrees in finance and sociology.

PERSONAL

- » Enjoys traveling around the world. In March 2012, he visited the Great Wall of China and tobogganed down a stretch of the wall. He has also been to Phuket, Thailand where he had the opportunity to ride an elephant.
- » Enjoys fishing and once caught a 250-pound yellowfin tuna in Puerto Vallarta, Mexico. Most recently, he caught an 88-inch sailfish in Cancun.
- » Has a signature ice cream that is named after him. Lake Effect Artisan Ice Cream in Buffalo created the Levitreland flavor, which is strawberry cheesecake ice cream with chocolate-covered pretzels throughout.
- » Fancies himself as a coffee connoisseur. He is also a skilled grillmaster, utilizing his Big Green Egg to cook masterpieces in his backyard.
- » Levitre married his wife, Katie, on July 4, 2015 and swam with sharks in Bora Bora on his honeymoon.
- » Earned Academic All-Pac 10 Conference honors four times.
- » Was a SuperPrep Magazine selection as a senior at San Lorenzo Valley High School. Also named first-team All-CIF, first team All-Santa Cruz Coast League, and named to the all-region team by the San Jose Mercury News.
- » Named team captain and co-MVP as a senior, while also competing on the defensive line.
- » As a junior, his team finished 13-0 and won the Central Coast Section title. Was an honorable mention all-state and first team all-conference as an offensive lineman as a junior, and second team as a defensive tackle.
- » Earned two letters in track throwing the shot put.
- » He has four brothers - Erick Travis, Logan, and Ryan. Erick was an offensive guard at the University of Arizona (2002-06).
- » Follow Levitre on Twitter: @LevitreAndy
- » His last name is pronounced Luh-Vee-Tree.
- » Born Andrew Steven Levitre on May 15, 1986 in Los Gatos, Calif.

LEVITRE'S CAREER GAMES PLAYED/STARTED							
2016	2015	2014	2013	2012	2011	2010	2009
ATL	ATL	TEN	TEN	BUF	BUF	BUF	BUF
1/1	16/16	16/16	16/16	16/16	16/16	16/16	16/16
TOTALS 113/113							

51	ALEX MACK CENTER CALIFORNIA 1ST YEAR WITH FALCONS			 2015 2013 2010	
	HEIGHT: 6'4"	WEIGHT: 311	BIRTHDATE: 11/19/85	NFL EXP: 8 YRS	

TRANSACTIONS

- » Originally selected by Cleveland Browns in first round (21st overall) of 2009 NFL Draft.
- » Signed to offer sheet by Jacksonville Jaguars on April 11, 2014. Re-signed by Browns after team exercised first-refusal rights on April 14, 2014.
- » Signed by the Atlanta Falcons as an unrestricted free agent on March 9, 2016.

2016 (FALCONS)

- » Made his first start in a Falcons uniform against Tampa Bay (9/11). Anchored an offensive line that helped Matt Ryan throw for 334 yards.

2015 (FALCONS)

- » Last season, Mack returned from injury to play in all 16 games and was selected to his third career Pro Bowl.

CAREER

- » A three-time Pro Bowler (2015, 2013, 2010), has started all 101 games in which he has played. Is one of three centers in Browns history to earn multiple Pro Bowl honors.
- » Played every offensive snap (4,998 consecutive) through his first 80 career games, and was one of only four NFL offensive linemen to play every offensive snap for his team since at least 2009.
- » Played and started in five games under offensive coordinator Kyle Shanahan during the 2014 season in Cleveland before going down with an injury. During those five games the offense averaged 26.8 points per game, 383.2 total yards per game, 146.4 rushing yards per game, and 4.4 yards per carry.
- » In 2013, earned his second career Pro Bowl selection and was named a second-team AP All-Pro. Started all 16 games at center, playing all 1,106 offensive snaps.

- » Was voted a first-alternate to the AFC Pro Bowl squad after starting all 16 games at center in 2012. Part of an offensive line that helped Trent Richardson set Browns rookie records in rushing yards (950), rushing TDs (11) and total scrimmage yards (1,317).
- » Started all 16 games at center in 2011, and did not miss an offensive snap, despite undergoing an appendectomy in October.
- » In 2010, Mack was anchored an offensive line that helped Peyton Hillis rush for 1,177 yards and 11 touchdowns. Earned his first career Pro Bowl selection and was named to Sports Illustrated's All-Pro team.
- » During his rookie season in 2009, Mack became the fifth rookie to start all 16 games at center, and helped his team record four consecutive games with more than 160 rushing yards.
- » Was named to the Pro Football Weekly/Professional Football Writers of America All-Rookie team and selected to USA Today's All-Joe team.
- » One of four rookie offensive linemen to start all 16 games in 2009, along with Buffalo's Andy Levitre (LG), Seattle's Max Unger (13 at RG, 3 at C) and Baltimore's Michael Oher (12 at RT, 4 at LT).
- » Became just the fifth NFL rookie to start all 16 games at C since 1998, joining Damien Woody (New England, 1999), Alex Stepanovich (Arizona, 2004), Nick Mangold (Jets, 2006) and Samson Satele (Miami, 2007).

COLLEGE

- » Was a two-time Rimington Trophy finalist, a two-time All-American and a four-time league academic honor roll honoree at California.
- » Awarded the Draddy Trophy as a senior, given to college football's top scholar-athlete.

- » Named the PAC-10 Conference's 2008 Scholar-Athlete of the Year and was a member of ESPN's All-Bowl Team in 2006 and 2008. Was a finalist for the Lowe's Senior CLASS Award, given for academic and athletic accomplishment.
- » The 2008 winner of the Schlessinger Coaches Award, which recognizes outstanding athletic ability, academic success and community service at Cal.
- » Did not allow any quarterback sacks or pressures on 397 pass plays in 2008. Was penalized just twice on a total of 832 snaps as a senior.
- » Became the third player in PAC-10 Conference annals to receive the Morris Trophy in back-to-back seasons. Led a line that allowed just 11 sacks in 2007, the third-lowest figure in the country that year. Redshirted as a freshman.
- » Earned a degree in legal studies, spent his senior season as a graduate student and is working towards his master's degree.
- » Attended San Marcos High School (Santa Barbara, Calif.). Played on both the offensive and defensive lines. Named the Channel League's co-Most Valuable Player on defense and a first team all-league selection. Was a two-time All-CIF choice and a three-time all-county and all-league member.
- » Named to Prep Star's All-West team as a senior, helping his team rush for 2,031 yards in 2003.
- » Added four letters in wrestling, advancing to the state wrestling tournament as a CIF heavyweight champion and compiled a 28-2 record on the mat as a senior, when he ranked second in the state.
- » Embarked on a weeklong visit to U.S. troops at military bases throughout Afghanistan and Kyrgyzstan during the 2011 offseason as part of the NFL-USO program; his father and cousin both served in the military.
- » Enjoys helping children, including through school visits and reading to kids.
- » An avid traveler who has visited Australia, Brazil, England, France, Greece, Indonesia, Italy, Japan, Spain, Taiwan, Thailand and Turkey.
- » An avid reader with diverse tastes, including historical-fiction, science-fiction and fantasy books.

PERSONAL

- » Participated in the NFL's second annual "NFL Pro Hollywood Boot Camp" during the 2013 offseason, which offered a comprehensive overview of creative disciplines in the film industry including screen writing, directing, producing and film financing.

MACK'S CAREER GAMES PLAYED/STARTED							
2016	2015	2014	2013	2012	2011	2010	2009
ATL	CLE	CLE	CLE	CLE	CLE	CLE	CLE
1/1	16/16	5/5	16/16	16/16	16/16	16/16	16/16
TOTALS 102/102							



C Alex Mack was named to his third Pro Bowl in 2015.

<div>70</div>		JAKE MATTHEWS TACKLE TEXAS A&M 3RD YEAR WITH FALCONS			
HEIGHT:	WEIGHT:	BIRTHDATE:	NFL EXP:	ACQUIRED:	
6'5"	309	2/11/92	3 YRS	D1-'14	

TRANSACTIONS

- » Selected as a first round (6th overall) draft choice by Atlanta in 2014.

2016 (FALCONS)

- » Started at left tackle and protected Matt Ryan as he completed nearly 70 percent of his passes for 334 yards against Tampa Bay (9/11).

2015 (FALCONS)

- » Started all 16 games at left tackle and blocked for an offense that ranked seventh in the NFL averaging 374.1 yards per game. Protected Matt Ryan's blindside as the quarterback became one of four passers to throw for 4,000 yards in each of the last five seasons.
- » Started at left tackle and helped block for an offense that posted 395 total yards against Philadelphia (9/14). Protected QB Matt Ryan's blindside as he threw for 298 yards and two touchdowns in a season opening win.
- » Started at left tackle and blocked for an offense that posted 438 total yards, including 158 yards on the ground. Protected for QB Matt Ryan as the signal caller threw for 285 yards and two touchdowns.
- » Started at left tackle and blocked for an offense that totaled 378 total yards in a 48-21 win over Houston (10/4). Protected QB Matt Ryan as he threw for 256 yards with one touchdown while completing 70.4 percent of his passes.
- » Started at left tackle and blocked for an offense that gained a season-high 418 total yards, including 176 yards on the ground against Washington (10/11).
- » Started at left tackle and blocked for an offense that gained 413 total yards, including 150 yards on the ground at New Orleans (10/15).
- » Blocked for an offense that gained a season-high 496 total yards, including 395 passing yards, against Tampa Bay (11/1).

- » Blocked for an offense that gained 375 total yards against Indianapolis (11/22), including 100+ rushing yards for the eighth time in 2015.
- » Blocked for an offense that compiled 326 yards of total offense, including 116 rushing yards, against Minnesota (11/29). Atlanta rushed for more-than 100 yards nine times in 2015.
- » Blocked for an offense that tallied 373 yards of total offense, including 306 yards through the air, against Carolina (12/27).
- » Blocked for an offense that gained 414 yards against New Orleans (1/3), the sixth time Atlanta posted more than 400 yards of total offense in 2015.

CAREER

- » In two seasons, has started all 31 games that he has played in, including 30 straight games dating back to Week 3 of his rookie season. Has helped protect QB Matt Ryan who has thrown for 9,285 yards and 49 touchdowns during that span.
- » Started 15 games at left tackle during his rookie season, and blocked for an offense that broke several franchise records.
- » Started at left tackle and helped block for an offense that generated a franchise record 548 yards of total offense vs. New Orleans (9/7/14).
- » Started at left tackle and helped block for an offense that scored 56 points (2nd most in franchise history) and recorded 488 total yards vs Tampa Bay (9/18/14).
- » Started and blocked for an offense that recorded 500 total yards for the second time in 2014 against Arizona (11/30).

COLLEGE

- » Appeared in 52 games for Texas A&M, starting his final 46 contests, the first 33 at right tackle and the final 13 on the left side.

- » As a senior, was a consensus All-American and a unanimous All-Southeastern Conference first-team selection. He was recipient of the Bobby Bowden Award, presented for high performance on the field, in class and in the community.
- » In 2012, earned first-team All-American honors from The NFL Draft Report and the Football Writers of America Association, adding second-team accolades from the Walter Camp Football Foundation and third-team recognition from the Associated Press.
- » As a sophomore, quickly developed into the cornerstone of the Aggies' offensive front that allowed just nine sacks in 13 games and set then-school records for total offense (seventh in the nation at 490.2 ypg), passing (291.1 ypg) and scoring (11th nationally at 39.08 ppg) offense. The sophomore delivered 13 touch-down-resulting blocks and 96 key blocks/knockdowns while helping the Aggies rush for 199.2 yard per game.
- » In 2011, was named to ESPN.com's All-Big 12 Conference Freshman team and was an honorable mention All-Big 12 pick. He was one of 10 freshman to letter for the Aggies, starting the final seven games of the season.

PERSONAL


- » Matthews is the next to carry on the family NFL tradition. He is the fourth family member to be selected in the first round of the draft and the seventh to reach the National Football League.
- » Matthews' NFL lineage began with Clay Matthews Sr., who played four seasons for the San Francisco 49ers in the 1950's. His father, Bruce Matthews, was a 14-time Pro Bowl selection and Green Bay Packers LB Clay Matthews III is his cousin.
- » Attended Elkins High School in Missouri City, Texas. Was named first-team all-district and all-greater Houston honoree. Matthews also had offers from Oklahoma, Alabama, Arkansas, Oregon, Texas, Texas Tech, USC and Stanford.
- » Was a consensus All-American selection in high school. Earned a five-star rating from Scout.com, as that recruiting service regarded him as the best offensive guard in the nation.
- » Rated as the seventh-best offensive tackle in the prep ranks, placed 48th on the Rivals100 team while also being named the eighth-best overall prospect in the state of Texas by Rivals.com.
- » A university studies major in the Mays Business School at Texas A&M.
- » Son of Carrie and Bruce Matthews.

MATTHEWS'S CAREER GAMES PLAYED/STARTED

2016	2015	2014
ATL	ATL	ATL
1/1	16/16	15/15
TOTALS 32/32		



T Jake Matthews has started 31 games in two seasons with the Falcons.

68	MIKE PERSON GUARD MONTANA STATE 2ND YEAR WITH FALCONS				
	HEIGHT: 6'4"	WEIGHT: 300	BIRTHDATE: 6/17/88	NFL EXP: 6 YRS	ACQUIRED: FA-'15

TRANSACTIONS

- » Originally selected by the San Francisco 49ers in the seventh round (239th overall) of the 2011 NFL Draft out of Montana State.
- » Signed off of waivers by the Indianapolis Colts on September 10, 2012. Waived by the Colts on September 10, 2012.
- » Signed to the Seattle Seahawks practice squad on September 13, 2012. Promoted to the active roster on October 30, 2012. Waived by the Seahawks on September 14, 2013.
- » Signed off of waivers by the St. Louis Rams on September 17, 2013.
- » Signed by the Atlanta Falcons as a free agent on March 10, 2015.

2015 (FALCONS)

- » Started 14 games at center and blocked for an offense that ranked seventh in the NFL averaging 374.1 yards per game. Helped Matt Ryan become one of four passers to throw for 4,000 yards in a fifth straight season.
- » Made his first NFL start against Philadelphia (9/14) and blocked for an offense that totaled 395 yards.
- » Started at center and blocked for an offense that totaled 402 yards at New York (9/20).
- » Started at center and blocked for an offense that totaled a season-high 438 yards, including 158 yards on the ground, in a come-from-behind win at Dallas (9/27).
- » Started at center and blocked for a rushing attack that totaled 135 yards and four touchdowns on the ground against Houston (10/4). Clearing running lanes for RB Devonta Freeman who ran for 68 yards and three scores on 14 carries.
- » Started at center and blocked for an offense that gained a season-high 418 total yards, including 176 yards on the ground against Washington (10/11).

- » Started at center and blocked for an offense that tallied a season-high 496 total yards against Tampa Bay (11/1).
- » Blocked for an offense that gained 375 total yards against Indianapolis (11/22), including 100+ rushing yards for the eighth time in 2015.
- » Blocked for an offense that compiled 326 yards of total offense, including 116 rushing yards, against Minnesota (11/29). Atlanta rushed for more-than 100 yards nine times in 2015.
- » Blocked for an offense that tallied 373 yards of total offense, including 306 yards through the air, against Carolina (12/27).

CAREER

- » Spent time with the 49ers, Colts, Seahawks, Rams, and Falcons during his career. Has played in 31 games with 14 starts.
- » Played in all 16 games as a reserve offensive lineman in 2014. Helped the Rams average 230.9 passing yards per game and 102.2 rushing yards per game.

COLLEGE

- » Started 34 straight games at Montana State where he earned first-team All-Big Sky honors as well as MSU's Chuck Karnop Award for Toughness and the D'Agostino Family Strength Award.


PERSONAL

- » A native of Glendive, Montana where he attended Glendive Dawson County High School. Was a three-time all-league choice, earning Class A All-State honors as a junior and senior. Named team MVP as a senior, and was a two-time offensive lineman of the year. Was also a two-time state discus champion and two-year basketball letterman.

PERSON'S CAREER GAMES PLAYED/STARTED			
2015	2014	2013	
ATL	STL	SEA/STL	
14/14	16/0	1/0	
TOTALS	101/101		



Mike Person started 14 games at center in 2015, he will slide over to guard in 2016.

50	BROOKS REED OUTSIDE LINEBACKER ARIZONA 2ND YEAR WITH FALCONS				
	HEIGHT: 6'3"	WEIGHT: 254	BIRTHDATE: 2/28/87	NFL EXP: 6 YRS	ACQUIRED: FA-'15

TRANSACTIONS

- » Originally selected by the Houston Texans in the second round (42nd overall) of the 2011 NFL Draft out of Arizona.
- » Signed by the Atlanta Falcons as a free agent on March 10, 2015.

2016 (FALCONS)

- » Played 22 of 64 defensive snaps in Atlanta's season opener against Tampa Bay (9/11).

2015 (FALCONS)

- » Played in 13 games with five starts while posting 13 tackles (seven solo). Helped set the edge for a defense that allowed 105 rushing yards per game.
- » Made his Falcons debut, starting at linebacker and posting a pair of tackles and one tackle for loss against Houston (10/4).
- » Saw action at linebacker against Washington (10/11). Helped the Falcons defense hold the Redskins to 51 rushing yards and 2.1 yards per carry.
- » Started at linebacker and posted two tackles at New Orleans (10/15). Helped the Falcons hold the Saints to 2.5 yards per carry and 81 rushing yards.
- » Started at linebacker and posted one tackle against Indianapolis (11/22). Helped the defense hold the Colts to 74 yards on the ground, the seventh time the Falcons held an opponent under 100 rushing yards in 2015.
- » Saw action at linebacker against Minnesota (11/29). Helped the defense limit the Vikings to 174 passing yards, the fourth time Atlanta allowed less than 200 passing yards in a game in 2015.

CAREER

- » Has started 57 of 73 career games, recording 227 tackles (133 solo), 14.5 sacks, one interception, one forced fumble, and two fumble recoveries in five NFL seasons.
- » Started 52 of 59 career games, recording 211 tackles (122 solo), 14.5 sacks, one interception, one forced fumble, and two fumble recoveries in four seasons with the Houston Texans.
- » Started 13 of 16 games and finished with 41 tackles, three sacks, 10 quarterback hits, five tackles for loss, four passes defended, and one interception in 2014.
- » Snagged his first career interception at Oakland (9/14), picking off QB Derek Carr.
- » Started all 16 games at strong side linebacker for the first time in his career and totaled career-highs with 87 tackles (48 solo) and nine tackles for loss to go along with six quarterback hits and three sacks in 2013.
- » Started in all 12 games he played and recorded 42 tackles (23 solo), 2.5 sacks and a forced fumble in 2012.
- » As a rookie in 2011, started 11 of 16 games, and recorded 44 tackles (30 solo), two fumble recoveries, and a franchise-rookie record with six sacks.

COLLEGE

- » Started 34 of 45 games at Arizona, recording 114 tackles (61 solo), 17 sacks and 25 tackles for loss for his career. He also forced four fumbles and deflected four pass attempts.
- » Earned first-team All-Pac-10 honors after starting all 13 games in his senior season with the Wildcats, tallying a career-best 47 tackles, 6.5 sacks and 10 tackles for loss along with two passes defended and one forced fumble.

- » Started 8-of-10 games in 2009, recording 23 tackles (19 solo), 2.0 sacks, contributing to a defensive unit that ranked fourth in the Pac 10 and 29th nationally in yards per game allowed (120.5).
- » Enjoyed a breakout season as a sophomore in 2008 when he started all 13 games at defensive end and garnered an All-Pac-10 honorable mention, as he delivered 38 tackles (26 solos) with 9.5 stops for losses for 59 yards and a team-high eight sacks for 57 yards and added three forced fumbles, a quarterback hurry and two pass deflections.
- » Switched to defensive end in 2007 after opening the season contending for H-back duty and saw action in the final nine games of the season as a backup defensive end and on special teams and delivered seven tackles (four solos) with one assisted sack for five yards.

PERSONAL


- » Attended Sabino High School (Tucson, Ariz.), playing football for head coach Jay Campos. Helped the Sabercats to an 8-3 record as a junior in 2004 and earned first-team all-league, honorable mention all-state and Arizona Daily Star All-Southern Arizona honorable mention as a junior while rushing for 350 yards and seven touchdowns.
- » Led the Sabercats to a 10-4 overall record as a senior in 2005 and earned Tucson Citizen first-team All-3A-4A and Arizona Daily Star first-team All-Southern Arizona while posting 38 tackles and three sacks from the defensive line as a senior.

REED'S CAREER STATISTICS

YEAR	GP/GS	TK	SO	AST	SK	YDS	INT	YDS	LG	TD	PD	FF	FR	YDS	TD
2011 HOU	16/11	44	30	14	6.0	36.0	0	0	0	0	3	0	2	0	0
2012 HOU	12/12	42	23	19	2.5	11.5	0	0	0	0	3	1	0	0	0
2013 HOU	16/16	87	48	39	3.0	17.0	0	0	0	0	0	0	0	0	0
2014 HOU	16/13	41	25	16	3.0	19.0	1	4	0	0	4	0	0	0	0
2015 ATL	13/5	13	7	6	0.0	0.0	0	0	0	0	0	0	0	0	0
2016 ATL	1/0	0	0	0	0.0	0.0	0	0	0	0	0	0	0	0	0
TOTAL	74/57	227	133	94	14.5	83.5	1	4	0	0	10	1	2	0	0



LB Brooks Reed joined the Falcons as a free agent in 2015.

53	LaROY REYNOLDS LINEBACKER VIRGINIA 1ST YEAR WITH FALCONS			
	HEIGHT: 6'1"	WEIGHT: 240	BIRTHDATE: 11/3/90	

TRANSACTIONS

- » Originally signed by the Jacksonville Jaguars as a college free agent following the 2013 NFL Draft.
- » Signed by the Chicago Bears on September 29, 2015.
- » Signed by the Atlanta Falcons on March 16, 2016.

2016 (FALCONS)

- » Saw action on special teams in Atlanta's season opener against Tampa Bay (9/11).

2015 (BEARS)

- » Played in 13 games with one start in 2015. Logged 15 total tackles (14 solo).

CAREER

- » Has seen action in 43 games with four starts as a member of the Chicago Bears and Jacksonville Jaguars.
- » Totaled 54 tackles (43 solo) with one pass defense in three seasons in the NFL.

COLLEGE

- » Played in 45 games over four seasons at the University of Virginia.
- » As a senior in 2012, earned All-ACC honorable mention honors as well as Coaches All-ACC honorable mention and was one of UVA's four team captains. Started 10 games and finished second on the team with 90 tackles.

- » Reynolds ranked eighth in the ACC with 90 tackles and was second on the team with 9.5 tackles for loss during his senior season.
- » One of 13 Cavaliers to start all 13 games in 2011. Ranked second on the team with 81 tackles and had seven tackles for a loss of 21 yards. Set a career high with 12 tackles against Southern Miss.
- » During his sophomore season, moved from safety to linebacker. He appeared in all 12 games, making 11 starts, and led the team with 66 tackles. Added seven tackles for loss.
- » Appeared in 10 games - all on special teams - during his freshman season.

PERSONAL

- » Attended Maury High School in Norfolk, Virginia where he played virtually all the skill positions including wide receiver, tailback, quarterback, safety and linebacker.
- » Earned first-team all-district at linebacker and second-team all-district at wide receiver as a senior. Was also named a second-team Virginian-Pilot all-Tidewater as a linebacker.
- » Finished his senior year with 99 tackles. He caught 18 passes for 527 yards and four touchdowns as a junior and was named all-district wide receiver. Defensively, had 73 tackles and an interception and was a second-team all-district selection as a utility player. Also played basketball.

19	ALDRICK ROBINSON WIDE RECEIVER SOUTHERN METHODIST 1ST YEAR WITH FALCONS				
	HEIGHT: 5'10"	WEIGHT: 187	BIRTHDATE: 9/24/88	NFL EXP: 4 YRS	ACQUIRED: FA-'16

TRANSACTIONS

- » Originally selected by the Washington Redskins in the sixth round (178th overall) of the 2011 NFL Draft.
- » Signed to the Baltimore Ravens practice squad on December 9, 2014.
- » Signed by the Atlanta Falcons on March 15, 2016.

2016 (FALCONS)

- » Made his Falcons debut against Tampa Bay (9/11). Played 15 of 65 offensive snaps but did not record a reception.

CAREER

- » Played in 36 games with three starts in four seasons with Washington. Recorded 30 receptions for 608 yards and five touchdowns.
- » Served as a member of the Baltimore Ravens practice squad for the final month of the 2014 season.



COLLEGE

- » Saw action in 46 games at Southern Methodist, finishing second in Mustangs' history in receiving yards (3,313) and receiving TDs (30) and fourth in catches (181).
- » Set single-season school marks for receiving TDs (14) and produced the second-most receiving yards (1,301) in 14 games as a senior, earning first-team All-Conference USA honors.

- » Appeared in 13 games as a junior, catching 65 passes for 800 yards and 5 TDs. Caught a 96-yard TD against East Carolina, which is tied for the longest pass play in Southern Methodist history.
- » Played in 10 games his sophomore year, tallying 1,047 yards on 59 receptions (17.7 avg.) and 11 TDs to receive All-Conference USA honorable mention accolades. Ranked sixth in the nation with 104.7 receiving yards per game.

PERSONAL

- » Prepped at Waxahachie (TX) HS, where he was a two-year All-District selection and All-Region pick by PrepStars.
- » Named his team's Most Valuable Player as a senior in 2006 after producing more than 1,500 all-purpose yards, including 647 receiving yards (29 receptions) and 8 TDs.
- » Totaled 651 yards on 21 catches and produced 8 TDs as a junior in 2005...
- » Also participated in track and field, finishing second at the UIL 4A State Championship in the 200-meter (21.48 seconds). Won his 100-meter heat at the Texas Relays in 10.63 seconds and finished in the finals at 10.61 seconds.

2	MATT RYAN QUARTERBACK BOSTON COLLEGE 9TH YEAR WITH FALCONS				  2014 2012 2010
	HEIGHT: 6'4"	WEIGHT: 217	BIRTHDATE: 5/17/85	NFL EXP: 9 YRS	ACQUIRED: D1a-'08

TRANSACTIONS

- » Selected as a first round (3rd pick overall) draft choice by Atlanta in 2008.
- » Signed a five-year contract extension on July 25, 2013.

2016 (FALCONS)

- » Completed 27-of-39 passes (69.2 percent) for 334 yards and tossed a pair of touchdown passes against Tampa Bay (9/11). Finished the game with a 112.6 passer rating, the 50th time in his career he has posted a QB rating of 100-or-higher. The Falcons own a 41-9 record in those games.

2015 (FALCONS)

- » Completed 407-of-614 pass attempts (66.3 percent) for 4,591 yards with 21 touchdowns, 16 interceptions, and an 89.0 quarterback rating. Became one of four passers to throw for 4,000 yards in each of the last five seasons. Also eclipsed 200 career touchdown passes.
- » Completed 23-of-34 pass attempts for 298 yards with two touchdowns and two interceptions while posting a 90.1 passer rating in Atlanta's season opening win against Philadelphia (9/14).
- » Completed 30-of-46 pass attempts for 363 yards with one touchdown and a 96.6 passer rating at New York (9/20). Led the Falcons on a game-winning drive in the fourth quarter (or overtime) for the 28th time in his career and eclipsed the 300-yard mark for the 31st time.
- » Completed 24-of-36 pass attempts for 285 yards with two touchdowns and a 109.1 passer rating. Led the offense to 25 straight points, including 14 in the fourth quarter to seal a third straight come-from-behind win.

2015 GAME-BY-GAME STATISTICS												
DATE	OPP	PASSING								RUSH		
		ATT	COM	YDS	PCT	TD	INT	LG	SK	RTG	ATT	YDSTD
9/11	TB	39	27	334	69.2	2	0	59	3/12	112.6	3	10 0
9/18 @	OAK	-	-	-	-/-	-	-	-	-/-	-	-	- -
9/26 @	NO	-	-	-	-/-	-	-	-	-/-	-	-	- -
10/2	CAR	-	-	-	-/-	-	-	-	-/-	-	-	- -
10/9 @	DEN	-	-	-	-/-	-	-	-	-/-	-	-	- -
10/16 @	SEA	-	-	-	-/-	-	-	-	-/-	-	-	- -
10/23	SD	-	-	-	-/-	-	-	-	-/-	-	-	- -
10/30	GB	-	-	-	-/-	-	-	-	-/-	-	-	- -
11/3 @	TB	-	-	-	-/-	-	-	-	-/-	-	-	- -
11/13 @	PHI	-	-	-	-/-	-	-	-	-/-	-	-	- -
11/27	ARI	-	-	-	-/-	-	-	-	-/-	-	-	- -
12/4	KC	-	-	-	-/-	-	-	-	-/-	-	-	- -
12/11 @	LA	-	-	-	-/-	-	-	-	-/-	-	-	- -
12/18	SF	-	-	-	-/-	-	-	-	-/-	-	-	- -
12/24 @	CAR	-	-	-	-/-	-	-	-	-/-	-	-	- -
1/1	NO	-	-	-	-/-	-	-	-	-/-	-	-	- -
TOTALS		39	27	334	69.2	2	0	59	3/12	112.6	3	10 0
CAREER		4569	2942	33091	64.4	204	107	90t	221	91.0	287	773 5

- » Completed 19-of-27 passes for 256 yards with one touchdown and a 112.6 passer rating against Houston (10/4). He completed at least 70 percent of his passes for the 32nd time in his career.
- » Completed 24-of-42 passes for 254 yards against Washington (10/11). Led the offense on a 10-play, 80-yard drive with 2:38 seconds remaining in regulation to give the Falcons a 19-16 lead.
- » Threw for 295 yards on 30-of-44 passing with two touchdowns and a 102.0 passer rating at New Orleans (10/15).
- » Completed 22-of-38 pass attempts for 251 yards with one touchdown and two interceptions at Tennessee (10/25). Became the fifth fastest QB to pass for 30,000 yards, accomplishing the feat in his 117th game - Kurt Warner (114 games), Dan Marino (114 games), Peyton Manning (115 games), and Aaron Rodgers (116 games).

- » Completed 37-of-45 pass attempts for a season-high 397 yards with two touchdowns and a 109.0 passer rating against Tampa Bay (11/1). Capped a five-play, 40-yard drive with an eight-yard TD pass to Julio Jones to send the game to overtime.
- » Completed 22-of-35 passes for 246 yards with one touchdown and one interception while posting an 81.4 QB rating at Jacksonville (12/20). Tossed his 199th career touchdown pass, tying him with Phil Simms for 39th all-time.
- » Delivered one of his best performances of the season against Carolina (12/27). Completed a season-high 76.7 percent of his passes (23-of-30) for 306 yards with one touchdown and a 119.6 passer rating - his highest QB rating of the season.
- » In 2014, ranked in the top 10 in several passing categories, including passes completed per game (25.9), percentage of passes completed (66.1 percent). Ryan also had three game winning drives, which was tied for sixth most in the League.
- » Completed 439 of 651 pass attempts (67.4 percent) for 4,515 yards with 26 touchdowns, 17 interceptions and an 89.6 quarterback rating. Became the first quarterback in club history to throw for 4,000 yards in three straight seasons in 2013.
- » Continued to rewrite the Falcons record books in his sixth NFL season, topping his own franchise records for attempts (651) and completions (439) while breaking QB Steve Bartkowski's record for career passing yards with 23,472.

CAREER

- » In eight seasons, has completed 2,915 of 4,530 (64.3 percent) for 32,757 yards and 202 touchdowns while posting a 90.9 passer rating.
- » Owns franchise records for career passing yards (28,166), career pass attempts (3,916), career completions (2,508), career touchdowns (181), career passing rating (91.1), career completion percentage (64.0), and career 300-yard games (30).
- » Has led the Falcons to a 41-7 record when recording a passer rating of 100-or-better.
- » Has set single-season franchise marks for passing yards (4,719), pass attempts (651), completions (439), completion percentage (68.6), touchdown passes (32), and 300-yard games (7). Also owns the club records for consecutive passes without an interception (272) and consecutive completions (22).
- » In 2014, set single game records for passer rating (155.9), completion percentage (87.5), and passing yards (448).
- » Completed 415 of 628 passes (66.1 percent) for 4,694 yards and 28 touchdowns, while posting 93.9 passer rating in 2014. Posted his fifth straight season throwing for 4,000 yards - only QB in franchise history to do so.
- » Continued his stellar play and broke former Falcons QB Steve Bartkowski's franchise record for career passing touchdowns (181) with his 155th and 156th passing touchdowns vs New Orleans (9/7/14).
- » Threw for 300-plus yards in seven games in 2013, en route to breaking QB Steve Bartkowski's franchise record for career passing yards.
- » Ranked among the League leaders in most statistical categories in 2013, including completions (439, 3rd), completion percentage (67.4, 4th), yards (4,515, 4th), touchdowns (26, 9th-tied), and passer rating (89.6, 12th).
- » Averaged 282.2 passing yards per game in 2013, which was the fourth-highest average in the NFL and the second best of his career. Was one of four passers averaging over 280 yards per game in 2013.
- » Threw for a career-high 421 yards, completing 34 of 54 (62.9 percent) passes with two touchdowns, one interception and a 91.7 passer rating against New England (9/29/13). Ryan's 421-yard output was the second-highest single game passing total in team history behind QB Chris Chandler's 431-yard performance in 2001.
- » Broke QB Steve Bartkowski's franchise record for career completions with his 1,872nd career completion on a 32-yard pass to WR Harry Douglas at Carolina (11/3/13). Bartkowski completed 1,871 passes in 11 seasons with the Falcons while Ryan has completed 2,093 passes in six NFL seasons.
- » Has completed 2,093 of 3,288 pass attempts (63.7 percent) for 23,472 yards with 153 touchdowns, 77 interceptions and a 90.6 passer rating during his career.

- » Earned his second career Pro Bowl nod in 2012 after completing 422 of 615 pass attempts with an NFL-best 68.6 completion percentage for 4,719 yards with 32 touchdowns and a 99.1 passer rating.
- » Ryan earned his 50th career win in his 69th career start, with a 30-17 victory over the Eagles in Week 8 (10/28/12). He tied QB Ben Roethlisberger as the second fastest active quarterback to reach the 50 win milestone. QB Tom Brady is the only active quarterback to reach 50 wins in fewer games (65).
- » Led the Falcons to a 13-3 regular season record and a trip to the NFC Championship Game in 2012. Picked up his first career playoff win, topping Seattle in the NFC Divisional round.
- » His 68.6 completion percentage led the NFL in 2012 and was the 13th best single-season performance by any NFL quarterback attempting at least 300 passes.
- » Threw six touchdowns in the postseason, setting franchise records for the most playoff touchdown passes in a single season and career playoff touchdowns (9).
- » Joined NFC South rival QB Drew Brees as the only quarterbacks in NFL history to attempt 600+ passes and complete 68+ percent of those passes in a single season.
- » Tossed his 100th career touchdown pass vs. Denver (9/17/12), also broke QB Steve Bartkowski's franchise record of 197 consecutive pass attempts without an interception. Extended the record to 272 pass attempts without an INT before being picked off at San Diego (9/23/12).
- » Set a franchise record by completing 22 consecutive pass attempts, including his first 12 at Detroit (12/22/12), which was tied for the third longest in NFL history.
- » Led the Falcons on six game winning drives in the fourth quarter in 2012, including a two-play 41-yard drive that set up a game-winning field goal in the NFC Divisional playoff game vs. Seattle (1/13/13).
- » Completed 30 of 42 pass attempts for a Falcons' playoff record 396 yards with three touchdowns and a 114.8 passer rating in the NFC Championship Game vs. San Francisco (1/20).
- » In his six seasons with the Falcons, has led the team to an impressive 36-10 home record as the starter under center.
- » Ryan has posted a total of 23,472 yards (2008-13) breaking QB Steve Bartkowski franchise record of 23,470 yards in the 2013 season finale.
- » Has led the Falcons to a 34-2 record when he records a passer rating of 100-or-better.
- » Has led the Falcons to a 18-1 record when he throws three-or-more touchdowns.
- » Ryan has compiled a 60-34 regular season record during his career. His 56 wins in his first five seasons were the most by any starting quarterback in his five seasons in NFL history.
- » Since 2008, has thrown 153 touchdown passes, which ranks tied for sixth in the NFL and tied for third in the NFC during that time.
- » Completed 347 of 566 pass attempts (61.3 percent) for 4,177 yards with 29 touchdown passes, 12 interceptions and a 92.2 passer rating in 2011.
- » Joined QB Dan Marino and QB Joe Flacco as one of three quarterbacks since 1950 to post 40-or-more wins in their first four seasons after leading the Falcons to an 11-5 record in 2011.
- » Posted 320 yards on 22 of 38 passing and tied a career high with four touchdowns at Carolina (12/11/11). Garnered FedEx Air Player of the Week and NFC Offensive Player of the Week honors for his efforts at Carolina.
- » Earned his first Pro Bowl selection in 2010. In 16 starts, set franchise records with 357 completions on 571 pass attempts. Threw for career-highs with 3,705 yards and 28 touchdowns with a career-low nine interceptions and a 91.0 passer rating.
- » With a 31-10 win over the Carolina Panthers in the season finale in 2010, Ryan tied Hall of Fame QB Dan Marino for the most wins by a quarterback in his first three seasons since the 1970 AFL-NFL merger with 33. In three seasons, Ryan posted a 33-13 record.
- » Earned FedEx Air Player of the Week honors after throwing for 299 yards on 24 of 33 passing with three touchdowns against Cincinnati (10/24/10). He also posted a season-high 118.1 passer rating.
- » Earned NFC Offensive Player of the Month honors in November (2010) after completing 106 of 153 pass attempts (69.3 percent) for 1,001 yards, seven touchdowns and zero interceptions in leading the Falcons to a 4-0 record in the month.
- » Set a career-high and tied a franchise record with an 85.7 completion percentage after connecting on 24 of 28 passes for 197 yards and one touchdown against Green Bay (11/28).
- » Led six game-winning drives in the fourth quarter or later in 2010, including wins at New Orleans (9/26), vs. San Francisco (10/3), vs. Cincinnati (10/24), vs. Baltimore (11/11), vs. Green Bay (11/28) and at Tampa Bay (12/5).

- » Ranked third in the NFL in 2010 with a 104.1 passer rating on third down. Also completed 63.3 percent of his passes with 15 touchdowns on third down.
- » Named Associated Press NFL Offensive Rookie of the Year and Sporting News Rookie of the Year after completing 265 of 434 passes for 3,440 yards, 16 touchdowns and 11 interceptions for an 87.7 passer rating in his first season.
- » His 3,440 passing yards in 2008 ranked sixth in a single season in team history as he became one of two rookie quarterbacks in NFL history to amass over 3,000 passing yards in his first season (Peyton Manning).
- » Became the first rookie quarterback in club history to win 11 games and, along with Baltimore Ravens quarterback Joe Flacco was the first rookie quarterback to start all 16 games and lead their teams to the playoffs.
- » Tied with Flacco, for posting the best regular season record ever (since the 1970 merger) by a rookie quarterback who started all 16 games (11-5).
- » Became the first player in franchise history to earn NFC Rookie of the Month accolades (October of 2008) while earning conference offensive player of the week honors (9) and Diet Pepsi Rookie of the Week twice (Weeks 6 and 15).
- » Posted a streak of nine consecutive 200-yard passing games in 2008 from Weeks 6-15 and recorded eight contests with a 65.0 completion percentage or higher.
- » Ranked second in the NFL in yards per completion with a 12.98 average in 2008.
- » Helped the Falcons offense break a team record for the most net yards in a season with 5,779.
- » Guided the Falcons offense to the fifth-most points scored in a season in club history with 391 in 2008.
- » Completed 807 of 1,347 passes for 9,313 yards and 56 touchdowns in his Eagle career.
- » His 807 completions and 1,347 attempts established school career-records while his completion percentage of 59.9 ranked third in school annals.
- » His 9,313 passing yards placed him third on the Boston College all-time record list behind Doug Flutie and Glenn Foley.
- » With his 388 pass completions in 2007, Ryan joined Philip Rivers of North Carolina State and Ben Bennett of Duke as the only quarterbacks in ACC history to complete 300 passes in a season.
- » Ryan's 31 touchdown passes in 2007 broke the old school season-record of 27 by Doug Flutie in 1984.
- » His career-high 435 yards against Georgia Tech in 2007 rank sixth on the school's game-record passing list.
- » With five touchdown passes against Wake Forest in 2007, Ryan finished one shy of tying the school record of six, held by Flutie.
- » Of the Division I-A quarterbacks in the draft who started 24 or more games, Ryan won 76.5 percent of his 34 starts.

PERSONAL

- » Attended William Penn Charter School in Philadelphia, Pa. and earned All-East honors from Tom Lemming's Prep Football Report.
- » Captured All-Southeastern Pennsylvania accolades as a senior quarterback in addition to receiving All-City first-team honors in 2002 and second-team recognition in 2001.
- » Threw for more than 1,300 yards with 15 touchdowns and just two interceptions as a senior.
- » Captained the school's basketball and baseball teams.
- » 2004 recipient of Boston College's Mall Scholar-Athlete Award.
- » Son of Michael and Bernice Ryan and has three siblings.
- » Holds the annual Matt Ryan Celebrity - Am Classic to benefit Children's Healthcare of Atlanta at TPC Sugarloaf.
- » Hosts the annual Matt Ryan Football camp at Centennial High School, providing area youth the opportunity to learn football fundamentals from some of Ryan's teammates as well as area youth coaches.

COLLEGE

- » Following a stellar career at Boston College, emerged as a Heisman Trophy candidate while earning ACC Player of the Year honors as a senior.
- » Ranked eighth in the nation in total offense and established school records for 400-yard passing performances in both a career and a season while tallying 4,507 yards in 2007. His five 400-yard performances in a career broke the school record set by Doug Flutie and his four games with over 400 yards in 2007 also set a Boston College season record.

» Participated as a celebrity waiter for the 4th annual Huddle Up for Miracles hosted by Head Coach Mike Smith at 103 West in Atlanta to benefit Children's Miracle Network.

» Participated in the Extra Yard partnership program the past (3) seasons and has purchased (40) season tickets and t-shirts for the Metro Atlanta Boys & Girls Club.

RYAN'S CAREER STATISTICS													
YEAR	GP/GS	ATT	COMP	PCT	YDS	YDS/ATT	TD	INT	LG	SK	LOST	RTG	
2008 ATL	16/16	434	265	61.1	3,440	7.7	16	11	70t	17	104	87.7	
2009 ATL	14/14	451	263	58.3	2,916	6.5	22	14	90t	19	92	80.9	
2010 ATL	16/16	571	357	62.5	3,705	6.4	28	9	46	23	158	91.0	
2011 ATL	16/16	566	347	61.3	4,177	7.4	29	12	80	26	173	92.2	
2012 ATL	16/16	615	422	68.6	4,719	7.7	32	14	80t	28	185	99.1	
2013 ATL	16/16	651	439	67.4	4,515	6.9	26	17	81t	44	298	89.6	
2014 ATL	16/16	628	415	66.1	4,694	7.5	28	14	79	31	205	93.9	
2015 ATL	16/16	614	407	66.3	4,591	7.5	21	16	70t	30	218	89.0	
2016 ATL	1/1	39	27	69.2	334	8.6	2	0	59	3	12	112.6	
TOTALS	127/127	4,569	2,942	64.4	33,091	7.2	204	107	90t	221	1,458	91.0	

RYAN'S POSTSEASON STATISTICS													
YEAR	GP/GS	ATT	COMP	PCT	YDS	YDS/ATT	TD	INT	LG	SK	LOST	RTG	
2008 ATL	1/1	40	26	65.0	199	5.0	2	2	28	3	9	72.8	
2010 ATL	1/1	29	20	69.0	186	6.4	1	2	22	5	37	69.0	
2011 ATL	1/1	41	24	58.5	199	4.9	0	0	21	2	16	71.1	
2012 ATL	2/2	77	54	70.1	646	8.4	6	3	47	1	0	105.2	
TOTALS	5/5	187	124	66.3	1,230	6.6	9	7	47	11	62	85.2	

RYAN'S BEST GAMES			
COMPLETIONS	ATTEMPTS	YARDS	TOUCHDOWNS
37, Two times	61 @ ARI (10/27/13)	448 vs. NO (9/7/14)	4, Four times
Last vs. TB (11/1/15)	54 vs. NE (9/29/13)	421 vs NE (9/29/13)	Last @ GB (12/8/14)
36 vs. NYJ (10/7/13)	52, Four times	411 @. NO (11/11/12)	3, 24 Times
	Last @ NO (11/11/12)	397 vs. TB (11/1/15)	Last vs IND (11/22/15)
LONG	PASSER RATING		
90t @ SF (10/11/09)	155.9 vs. TB (9/18/14)		
81t vs. STL (9/15/13)	148.4 vs. TB (10/20/13)		
80t, Two times	146.3 vs TB (1/1/12)		
Last @ TB (11/25/12)			

2012 POSTSEASON STATISTICS													
PASSING												RUSH	
DATE	OPP	ATT	COM	YDS	PCT	TD	INT	LG	SK	RTG	ATT	YDSTD	
1/13	SEA	35	24	250	68.6	3	2	47	0	93.8	1	6	0
1/20	SF	42	30	396	71.4	3	1	46	1	114.8	2	3	0
TOTALS		77	54	646	70.1	6	3	47	1	105.2	3	9	0

2011 POSTSEASON STATISTICS													
PASSING												RUSH	
DATE	OPP	ATT	COM	YDS	PCT	TD	INT	LG	SK	RTG	ATT	YDSTD	
1/8	@ NYG	41	24	199	58.5	0	0	21	2	71.1	3	3	0
TOTALS		41	24	199	58.5	0	0	21	2	71.1	3	3	0

2010 POSTSEASON STATISTICS													
PASSING												RUSH	
DATE	OPP	ATT	COM	YDS	PCT	TD	INT	LG	SK	RTG	ATT	YDSTD	
1/15	GB	29	20	186	69.0	1	2	22	5	69.0	1	0	0
TOTALS		29	20	186	69.0	1	2	22	5	69.0	1	0	0

2008 POSTSEASON STATISTICS													
PASSING												RUSH	
DATE	OPP	ATT	COM	YDS	PCT	TD	INT	LG	SK	RTG	ATT	YDSTD	
1/3	@ ARZ	40	26	199	65.0	2	2	28	3	72.8	4	6	0
TOTALS		40	26	199	65.0	2	2	28	3	72.8	4	6	0

2015 GAME-BY-GAME STATISTICS													
		PASSING								RUSH			
DATE	OPP	ATT	COM	YDS	PCT	TD	INT	LG	SK	RTG	ATT	YD	STD
9/14	PHI	34	23	298	67.6	2	2	44	1/8	90.1	5	7	0
9/20 @	NYG	46	30	363	65.2	1	0	41	2/17	96.6	1	-1	0
9/27 @	DAL	36	24	285	66.7	2	0	45	1/5	109.1	2	17	0
10/4	HOU	27	19	256	70.4	1	0	55	2/13	112.6	1	-1	0
10/11	WAS	42	24	254	57.1	0	2	25	3/12	55.1	3	20	0
10/15 @	NO	44	30	295	68.2	2	0	30	5/32	102.0	4	10	0
10/25 @	TEN	38	22	251	58.0	1	2	24	0/0	64.7	2	-3	0
11/1	TB	45	37	397	82.2	2	1	35	1/2	109.0	3	2	0
11/8 @	SF	45	30	303	66.7	1	0	54	2/18	93.1	1	2	0
11/22	IND	46	25	280	54.3	3	3	36	1/5	67.3	2	7	0
11/29	MIN	31	22	230	70.9	1	2	22	2/20	76.0	1	-1	0
12/6 @	TB	45	30	269	66.7	1	1	25	3/14	80.7	1	4	0
12/13 @	CAR	34	22	224	64.7	0	1	46	3/42	71.2	1	-1	0
12/20 @	JAX	35	22	246	62.9	1	1	23	1/1	81.4	3	0	0
12/27	CAR	30	20	306	76.7	1	0	70	2/29	119.6	6	1	0
1/3	NO	36	24	334	66.7	2	1	42	1/7	103.2	0	0	0
TOTALS		578	383	4257	66.3	19	15	55	29	88.1	36	63	0
CAREER		4530	2915	32757	64.3	202	107	90T	218	90.9	284	763	5

2014 GAME-BY-GAME STATISTICS														
		PASSING									RUSH			
DATE	OPP	ATT	COM	YDS	PCT	TD	INT	LG	SK	RTG	ATT	YD	STD	
9/7	@ NO	43	31	448	72.3	0	54	1	128.8		3	15	0	
9/14	@ CIN	44	24	231	54.5	1	3	24	2	48.6		3	28	0
9/18	TB	24	21	286	87.5	3	0	40	1	155.9		0	0	0
9/28	@ MIN	41	25	298	60.9	3	2	36	1	87.2		2	2	0
10/5	@ NYG	45	29	316	64.4	1	1	74	1	83.2		0	0	0
10/12	CHI	37	19	271	51.3	1	1	41	4	73.1		1	-1	0
10/19	@ BAL	44	29	228	65.9	1	0	24	5	42		1	7	0
10/26	DET	27	20	228	74.0	2	1	24	2	108.3		1	6	0
11/9	@ TB	31	20	219	64.5	1	0	39	1	96.0		3	9	0
11/16	@ CAR	45	31	268	68.9	1	0	20	2	91.7		1	4	0
11/23	CLE	43	27	273	62.8	2	1	32	3	86.7		2	6	0
11/30	ARI	41	30	361	73.2	2	1	41	1	105.8		3	4	0
12/8	@ GB	39	24	375	61.5	4	1	79	1	116.9		2	23	0
12/14	PIT	37	26	310	70.3	2	1	46	0	102.3		3	27	0
12/21	@ NO	40	30	322	75.0	1	0	36	0	106.5		2	7	0
12/28	CAR	47	29	260	61.7	0	2	20	6	58.8		1	6	0
TOTALS		628	415	4,694	66.1	28	14	79	31	93.9		29	145	0
CAREER		3,916	2,508	28,166	64.0	181	91	90T	188	90.5		247	700	5

2013 GAME-BY-GAME STATISTICS													
		PASSING								RUSH			
DATE	OPP	ATT	COM	YDS	PCT	TD	INT	LG	SK	RTG	ATT	YD	STD
9/8 @	NO	38	25	304	65.8	2	1	50	3	96.8	1	12	0-
9/15	STL	43	33	374	76.7	2	0	81	2	117.8	0	0	0
9/22 @	MIA	38	23	231	60.5	2	1	34	0	84.4	0	0	0
9/29	NE	54	34	421	62.9	2	1	49	2	91.7	0	0	0
10/7	NYJ	45	36	319	80.0	2	0	46	2	111.0	0	0	0
10/20	TB	26	20	273	76.9	3	0	54	0	148.4	3	-12	0
10/27 @	ARZ	34	61	301	55.7	1	4	25	4	47.2	1	13	0
11/3 @	CAR	27	20	219	74.1	1	3	41	1	70.4	2	1	0
11/10	SEA	36	23	172	63.8	1	0	31	2	84.5	3	15	0
11/17 @	TB	36	19	254	52.7	2	2	80	3	70.8	2	10	0
11/21	NO	39	30	292	76.9	0	0	22	5	97.4	2	10	0
12/1 @	BUF	47	28	311	59.5	1	0	29	6	86.4	2	17	0
12/8 @	GB	35	20	206	57.1	2	1	36	1	81.4	0	0	0
12/15	WAS	38	29	210	76.3	1	1	19	3	86.5	1	-1	0
12/23 @	SF	48	37	348	77.0	2	2	59	1	93.1	0	0	0
12/29	CAR	40	28	280	70.0	2	1	39	9	95.8	2	-1	0
TOTALS		611	411	4,325	67.3	24	16	81T	35	89.2	15	56	0
CAREER		3,248	2,065	23,192	63.6	151	76	90T	148	90.6	217	556	5

2012 GAME-BY-GAME STATISTICS													
		PASSING								RUSH			
DATE	OPP	ATT	COM	YDS	PCT	TD	INT	LG	SK	RTG	ATT	YD	STD
9/9 @	KC	31	23	299	74.1	3	0	31	1	136.4	3	25	1
9/17	DEN	36	24	219	66.6	2	0	21	1	101.5	6	19	0
9/23 @	SD	40	30	275	75.0	3	1	29	2	107.5	1	4	0
9/30	CAR	40	25	369	62.5	3	1	60	7	107.2	0	0	0
10/7 @	WAS	52	34	345	65.4	2	1	29	1	89.0	5	7	0
10/14	OAK	37	24	249	64.9	1	3	26	1	59.4	1	15	0
10/28 @	PHI	29	22	262	76.9	3	0	63	2	137.4	3	18	0
11/4	DAL	34	24	342	70.6	0	0	48	3	102.8	1	8	0
11/11 @	NO	52	34	411	65.4	3	1	52	1	100.7	2	2	0
11/18	ARI	46	28	301	60.9	0	5	37	1	40.5	3	-3	0
11/25 @	TB	32	26	353	81.3	1	1	80	1	110.0	1	13	0
11/29	NO	33	18	165	54.5	1	0	20	1	78.5	3	-2	0
12/9 @	CAR	49	34	342	69.4	2	1	21	2	94.1	0	0	0
12/16	NYG	28	23	270	82.1	3	0	40	1	142.6	1	-1	0
12/22 @	DET	32	25	279	78.1	4	0	44	1	142.6	2	25	0
12/30	TB	44	28	238	63.6	1	0	28	2	85.2	2	11	0
TOTALS		615	422	4,719	68.6	32	14	80T	28	99.1	34	141	1
CAREER		2,637	1,654	18,957	62.7	127	60	90T	113	90.9	202	500	5

2011 GAME-BY-GAME STATISTICS													
		PASSING								RUSH			
DATE	OPP	ATT	COM	YDS	PCT	TD	INT	LG	SK	RTG	ATT	YD	STD
9/11 @	CHI	47	31	319	66.0	0	1	32	5	76.5	0	0	0
9/18	PHI	28	17	195	60.7	4	2	32	4	91.5	4	6	0
9/25 @	TB	47	26	330	55.3	1	1	49	4	75.7	1	12	0
10/2 @	SEA	42	28	291	66.7	1	0	45	0	94.4	4	26	0
10/9	GB	32	18	167	56.3	1	2	23	1	55.1	3	9	0
10/16	CAR	22	14	163	63.6	1	0	34	1	101.1	3	7	1
10/23 @	DET	34	20	218	58.8	1	2	49	3	63.1	3	2	1
11/6 @	IND	24	14	275	58.3	3	1	80	1	120.7	2	0	0
11/13	NO	52	29	351	55.8	2	1	46	1	81.5	1	9	0
11/20	TEN	32	22	316	68.8	1	0	43	0	110.9	6	3	0
11/27	MIN	37	24	262	79.4	3	0	27	2	128.2	4	3	0
12/4 @	HOU	47	20	267	42.6	1	2	26	0	50.6	1	10	0
12/11 @	CAR	38	22	320	57.9	4	0	75	3	120.5	3	0	0
12/15	JAX	26	19	224	73.1	3	0	29	1	137.3	0	0	0
12/26 @	NO	52	34	373	65.4	1	0	40	0	92.9	2	-3	0
1/1	TB	9	6	106	66.7	2	0	48	0	146.3	0	0	0
TOTALS		566	347	4,177	61.3	29	12	80T	26	92.2	37	84	2

2010 GAME-BY-GAME STATISTICS													
		PASSING									RUSH		
DATE	OPP	ATT	COM	YDS	PCT	TD	INT	LG	SK	RTG	ATT	YD	STD
9/12	@ PIT	44	27	252	61.4	0	1	23	2	67.6	2	4	0
9/19	ARI	32	21	225	65.6	3	0	24	1	117.3	6	6	0
9/26	@ NO	30	19	228	63.3	2	0	34	2	108.8	6	26	0
10/3	SF	43	26	273	60.5	1	2	34	3	67.3	4	15	0
10/10	@ CLE	28	16	187	57.1	1	0	45T	2	89.4	5	5	0
10/17	@ PHI	42	23	250	54.8	2	1	42	3	78.5	1	3	0
10/24	CIN	33	24	299	72.7	3	1	46	0	118.1	1	5	0
11/7	TB	36	24	235	66.7	1	0	43	0	94.1	3	5	0
11/11	BAL	50	32	316	64.0	3	0	33T	2	101.8	1	5	0
11/21	@ STL	39	26	253	66.7	2	0	26	0	101.8	1	8	0
11/28	GB	28	14	197	85.7	1	0	21	2	107.9	0	0	0
12/5	@ TB	36	18	205	50.0	2	2	25	0	62.8	3	-3	0
12/12	@ CAR	34	20	227	58.8	1	1	46	2	76.5	1	4	0
12/19	@ SEA	35	20	174	57.1	3	1	24T	1	87.1	6	6	0
12/27	NO	29	15	148	51.7	1	0	19	1	77.9	4	26	0
1/2	CAR	32	22	236	68.8	2	0	22	1	110.9	2	7	0
TOTALS		571	357	3,705	62.5	28	9	46	23	91.0	46	122	0

2009 GAME-BY-GAME STATISTICS												
DATE	OPP	PASSING								RUSH		
		ATT	COM	YDS	PCT	TD	INT	LG	SK	RTG	ATT	YSTD
9/13	MIA	36	22	229	61.1	2	0	22	2	98.0	3	-4 0
9/20	CAR	27	21	220	77.7	3	1	27	0	122.2	2	3 0
9/27 @	NE	28	17	199	60.7	0	0	26	0	82.3	1	-1 0
10/11 @	SF	32	22	329	68.8	2	1	190T	0	110.0	2	31
10/18	CHI	33	19	185	57.6	2	2	40T	0	68.4	3	8 0
10/25 @	DAL	35	19	198	54.3	2	2	30T	4	66.1	1	6 0
11/2 @	NO	42	19	289	45.2	3	3	368T	3	46.6	3	9 0
11/8	WSH	24	17	135	70.8	1	1	14	3	81.1	5	6 0
11/15 @	CAR	41	22	224	53.7	2	2	34	0	57.4	2	4 0
11/22 @	NYG	46	26	268	56.5	0	0	28	2	88.0	5	14 0
11/29	TB	3	2	15	66.6	0	0	9	1	78.5	0	0 0
12/6	PHI	INACTIVE										
12/13	NO	INACTIVE										
12/20 @	NYJ	34	16	152	47.1	0	0	38	0	69.7	2	-20 0
12/27	BUF	35	18	250	51.4	0	0	42T	3	103.3	0	0 0
1/3 @	TB	35	23	223	65.7	2	2	32	1	78.6	1	3 0
TOTALS		451	263	2,916	58.3	22	14	90T	19	81.0	30	49 1

2008 GAME-BY-GAME STATISTICS												
DATE	OPP	PASSING								RUSH		
		ATT	COM	YDS	PCT	TD	INT	LG	SK	RTG	ATT	YSTD
9/7	DET	13	9	161	69.2	1	0	62T	1	137.0	5	-2 0
9/14 @	TB	33	13	158	39.4	0	2	23	4	29.6	6	10 0
9/21	KC	18	12	192	66.7	1	0	70T	0	120.6	1	15 0
9/28 @	CAR	41	21	158	51.2	0	0	23	2	60.8	2	11 0
10/5 @	GB	26	16	194	61.5	2	1	37	0	94.1	4	16 0
10/12	CHI	30	22	301	73.3	1	0	47	0	116.1	1	1 0
10/26 @	PHI	44	23	277	52.3	2	2	255T	2	68.1	1	4 0
11/2 @	OAK	22	17	220	77.3	2	0	37T	3	138.4	4	1 0
11/9	NO	23	16	248	69.6	2	0	67T	0	134.0	2	-2 0
11/16	DEN	33	20	250	60.6	0	1	37	0	71.5	5	18 0
11/23	CAR	27	17	259	63.0	0	0	69	1	94.5	3	2 0
11/30 @	SD	23	17	207	73.9	2	0	38	0	130.2	4	-3 0
12/7 @	NO	33	24	315	72.7	1	1	59	0	99.9	4	13 1
12/14	TB	23	15	206	65.2	0	2	30	1	57.5	6	19 0
12/21 @	MIN	24	13	134	54.2	1	0	22	2	84.4	3	2 0
12/28	STL	21	10	160	47.6	1	2	41	1	49.8	4	-1 0
TOTALS		434	265	3,440	61.1	16	11	70T	17	87.7	55	104 1

Matt RYAN

2

9th NFL Season

Ryan threw for 4,591 yards in 2015, the fourth straight year he has eclipsed 4,000 yards.



66.3%

Completion Percentage

Ryan earned a 22.7 overall grade from Pro Football Focus last seasons, which ranked seventh among QBs.



7.5 Yds/Att



4 Game Winning Drives

12

MOHAMED SANU**WIDE RECEIVER**

RUTGERS

1ST YEAR WITH FALCONS



HEIGHT:

6'2"

WEIGHT:

210

BIRTHDATE:

10/22/89

NFL EXP:

5 YRS

ACQUIRED:

FA-'16**TRANSACTIONS**

- » Originally selected by the Cincinnati Bengals in the third round (83rd overall) of the 2012 NFL Draft.
- » Signed by the Falcons as a free agent on March 10, 2016.

2016 (FALCONS)

- » Caught five passes for 80 yards, including a game-best 59-yard long reception and a five-yard touchdown in his Falcons debut against Tampa Bay (9/11).

2015 (BENGALS)

- » Played in all 16 games with four starts. Caught 33 passes for 394 yards. Also added 71 yards on 10 carries with two touchdowns, including a 25-yard score.
- » Started and caught four passes for a season-high 84 yards in a Week 4 matchup against Kansas City (10/4).
- » Had a season high five receptions for 69 yards, including four catches for first downs against Seattle (10/11).
- » Broke a run for a 25-yard touchdown while adding three catches for 25 yards against the Cleveland Browns (11/5).

CAREER

- » In four seasons with the Bengals, played in 57 games with 34 starts, while posting 152 receptions, 1,793 receiving yards, and 11 touchdowns.
- » A three-way threat, has completed five-of-five passes for 177 yards and two TDs with a perfect 158.3 passer rating.
- » Played in 16 games with 13 starts. Ranked third on team in receptions (56), second in receiving yards (790), and tied for fourth in TDs (five). Also ranked fourth on team in scrimmage yards (841).

2016 GAME-BY-GAME STATISTICS

DATE	OPP	RECEIVING					RUSHING				
		REC	YDS	AVG	LG	TD	RUSH	YDS	AVG	LG	TD
9/11	TB	5	80	16.0	59	1	0	0	0.0	0	0
9/18 @	OAK	-	-	-	-	-	-	-	-	-	-
9/26 @	NO	-	-	-	-	-	-	-	-	-	-
10/2	CAR	-	-	-	-	-	-	-	-	-	-
10/9 @	DEN	-	-	-	-	-	-	-	-	-	-
10/16 @	SEA	-	-	-	-	-	-	-	-	-	-
10/23	SD	-	-	-	-	-	-	-	-	-	-
10/30	GB	-	-	-	-	-	-	-	-	-	-
11/3 @	TB	-	-	-	-	-	-	-	-	-	-
11/13 @	PHI	-	-	-	-	-	-	-	-	-	-
11/27	ARI	-	-	-	-	-	-	-	-	-	-
12/4 @	TB	-	-	-	-	-	-	-	-	-	-
12/11 @	CAR	-	-	-	-	-	-	-	-	-	-
12/18 @	JAX	-	-	-	-	-	-	-	-	-	-
12/24	CAR	-	-	-	-	-	-	-	-	-	-
1/1	NO	-	-	-	-	-	-	-	-	-	-
TOTALS		5	80	16.0	59	1	0	0	0.0	0	0
CAREER		157	1,873	11.9	76t	12	26	153	5.9	26	2

- » Became first player since New England's David Patten in 2001 to log a reception of 75-plus yards and a completion of 50-plus in the same game against the Falcons in 2014.
- » Totaled 47 receptions for 455 yards and two touchdowns in 2013.
- » Played in nine games as a rookie. Totaled 16 receptions for 154 yards and four touchdowns. Also added a 73-yard TD pass.
- » During his rookie season, hit WR A.J. Green for a 73-yard touchdown pass on the first play from scrimmage at Washington (9/23). Completion to Green was longest by an NFL player on first career attempt since 2003.

COLLEGE

- » Played three seasons (2009-11) at Rutgers, catching Big East-record 210 passes, for 2263 yards and 12 touchdowns. Played in 38 games with 37 starts.
- » Passed for 207 yards with four touchdowns and no interceptions during career, and rushed for 653 yards with nine scores.

- » His 115 receptions in 2011 shattered Larry Fitzgerald's Big East record of 92 set in 2003. Also broke the conference career receptions record of 207 set by former Scarlet Knight Brian Leonard (from 2003-06).
- » As a senior, helped Scarlet Knights to 9-4 record with Pinstripe Bowl win over Iowa State. His 16 receptions vs. Ohio in 2011 set a Big East single-game mark, and his 13 catches against both North Carolina and Army tied for the second-most in conference history.
- » High school retired his uniform number (2) in 2013. In 2007, he passed for 900 yards and rushed for 700 on offense, and he had 90 tackles with five INTs on defense as South Brunswick gained its first playoff berth in nearly 40 years.
- » His parents are both natives of the West African nation of Sierra Leone.
- » Was a labor studies major at Rutgers. His favorite hobby is playing FIFA soccer video game.

PERSONAL



- » Attended South Brunswick High School, where he played S, WR and QB, and he also punted during each of his three varsity seasons.

SANU'S CAREER STATISTICS											
		RECEIVING					RUSHING				
YEAR	GP/GS	REC	YDS	AVG	LG	TD	ATT	YDS	AVG	LG	TD
2012 CIN	9/3	16	154	9.6	34	4	5	15	3.0	7	0
2013 CIN	16/14	47	455	9.7	32	2	4	16	4.0	9	0
2014 CIN	16/13	56	790	14.1	76t	5	7	51	7.3	26	0
2015 CIN	16/4	33	394	11.9	52	0	10	71	7.1	25t	2
2016 ATL	1/1	5	80	16.0	59	1	0	0	0.0	0	0
TOTALS	58/35	157	1,873	11.9	76t	12	26	153	5.9	26	2

SANU'S BEST GAMES			
RECEPTIONS	RECEIVING YARDS	LONG	TOUCHDOWNS
10 vs. CAR (10/12/14)	125 vs. BAL (10/26/14)	76t vs. ATL (9/14/14)	2 vs. OAK (11/25/12)
6 @ MIA (10/31/13)	120 vs. CAR (10/12/14)	59 vs. TB (9/11/16)	1, 10 Times
5, Nine Times	95 vs. JAX (11/2/14)	53 vs. BAL (10/26/14)	Last vs. TB (9/11/16)
Last vs. TB (9/11/16)			



WR Mohamed Sanu caught a five-yard touchdown in his Falcons debut.

8	MATT SCHAUB QUARTERBACK VIRGINIA 4TH YEAR WITH FALCONS			
	HEIGHT: 6'6"	WEIGHT: 245	BIRTHDATE: 6/25/81	

TRANSACTIONS

- » Originally selected by the Falcons in the third round (90th overall) of the 2004 NFL Draft.
- » Traded to the Houston Texans on March 21, 2007.
- » Placed on Injured Reserve (foot) on November 23, 2011.
- » Signed a four-year contract extension with the Texans on September 9, 2012.
- » Traded to the Oakland Raiders on March 21, 2014.
- » Signed with the Baltimore Ravens on March 31, 2015.

2016 (FALCONS)

- » Active but did not play against Tampa Bay (9/11).

2015 (RAVENS)

- » Played in two games, starting both, and completed 52-of-80 passes (65 percent) for 540 yards with three touchdowns, four interceptions, and a 76.0 passer rating.
- » Led the Ravens to a 33-27 win over the Cleveland Browns (11/30) after completing 20-of-34 passes for 232 yards with two touchdowns and two interceptions.
- » Started at Miami (12/6), completed 32-of-46 passes (69.6 percent) for 308 yards, including a 41-yard touchdown.

CAREER

- » In 12 seasons, has played in 141 games with 92 starts. Schaub has thrown for 24,851 yards with 133 touchdowns against 90 interceptions and has a career passer rating of 89.1.
- » Schaub is a two-time Pro Bowler (2009 and 2012) and was the Pro Bowl MVP in 2009.

- » He was named AFC Offensive Player of the Week (Week 11, 2012; Week 6, 2010; Week 2, 2009 and Week 14, 2008), FedEx Air NFL Player of the Week (Week 11, 2012; Week 2, 2010) and won the Texans Ed Block Courage Award winner in 2012.
- » Threw for the second-most yards in a single game in NFL history (tied with Warren Moon), producing a Texans' franchise-record 527 yards and 5 TDs (a then-franchise record) on 43-of-55 passing (78.2%) vs. Jax. (11/18/12).
- » Has thrown for 4,000 yards three times (4,770 in 2009, 4,370 in 2010 and 4,008 in 2012).
- » Is the Texans' franchise leader in every major passing category and owns three of the top five single-game QB ratings in team history.
- » Saw action in 11 games with the Raiders in 2014, throwing 10 passes (five completions) for 57 yards in a backup role for the Raiders after being acquired in a trade with the Texans.
- » In 2013, completed 219 of 358 passes (61.2 percent) for 2,310 yards and 10 TDs despite not playing in six games in his final season with the Texans.
- » Named to his second Pro Bowl after completing 350 of 544 passes (64.3 percent) for 4,008 yards (his third-career 4,000-yard season) and 22 TDs for a 90.7 QB rating in 2012. Led the Texans to a franchise-best 12-4 record and their second-consecutive AFC South title.
- » Threw for 2,479 yards and 15 TDs, completing 178 of 292 passes (61.0 percent) in 2011. Also rushed for nine yards and a career-high-tying two TDs, despite missing the final six games of the season after being placed on Injured Reserve (foot) on 11/23.
- » Started every game for the second-consecutive season and completed 63.6 percent of his passes (365 of 574) for 4,370 yards (fourth in the NFL), 24 TDs and 12 INTs with a 92.0 QB rating in 2010.

- » Named to his first-career Pro Bowl after establishing Texans' franchise records and career highs in passing yards (4,770 - led the NFL), passing attempts (583), completions (396), TDs (29) and QB rating (98.6) in 2009.
- » Produced 10 games with a QB rating of at least 90 and topped 300 yards passing in nine different games, tying for the second-most in a single season in NFL history
- » Completed 251-of-380 passes (66.1 percent) for 3,043 yards and 15 TDs despite missing five games in 2008. Ranked second in the NFL in yards per pass attempt (8.01), fourth in passing yards per game (276.6) and completion percentage (66.1%) and eighth in QB rating (92.7).
- » Finished the 2007 season completing 192-of-289 (66.4 percent) passes for 2,241 yards and 9 TDs for an 87.2 QB rating in his first full season as a starter.
- » Was the primary backup to QB Michael Vick in 2006 and threw for 208 yards, 1 TD and 2 INTs on 18-of-27 passing on the season.
- » Played in 16 games with one start in 2005. Completed 33 of 64 passes for 495 yards, four TDs and 0 INTs for a 98.1 QB rating.
- » Saw action in six games with one start. Completed 33 of 70 passes for 330 yards, one TD and four INTs, serving as the primary backup to QB Michael Vick as a rookie in 2004.
- » Earned first-team All-Atlantic Coast Conference honors after completing 281-of-403 passes for 2,952 yards, 18 TDs and 10 INTs as a senior in 2003.
- » Named the ACC Player of the Year as a junior in 2002 after leading the conference and finishing sixth in the country in passing (2,976 yards) Also led the ACC in TD passes (28), completion percentage (68.9), completions (288), and attempts (418). Ranked second in the country in completion percentage, tied for sixth in TD passes and eighth in completions.
- » Completed at least 70 percent of his passes eight times, including topping 80 percent twice and posted three of the ACC's top-seven passing performances.
- » Saw action in 12 games and completed 140 of 240 passes for 1,524 yards and 10 TDs as a sophomore in 2001.
- » Played in eight games and threw 8 passes (7 completions) for 50 yards as a true freshman..

PERSONAL

COLLEGE

- » Saw action in 40 games over four seasons at Virginia and left as the Cavaliers' all-time leader in passing yards (7,502), passing attempts (1,069), completions (716), total offensive yards (7,560), TD passes (56), 300-yard passing games (eight) and 200-yard passing games (20).
- » Completed 66.9% of his passes during his career, the second-best mark at the time in NCAA Division I-A history (Tim Couch - Kentucky - 67.2 percent, 1996-98).
- » Prepped at East (West Chester, PA) HS, where he lettered in football, baseball and basketball. Completed 277-of-544 passes for 3,990 yards and 35 TDs during his career, setting school records for pass attempts, completions, yards per game and total yards for the Vikings.
- » Matt and his wife, Laurie have three daughters, Madison (5) and twins, Makalya and Mackenzie (4) and one son, Matthew (1).
- » Established the GR8 Foundation in 2011 to provide resources and support to promote lasting improvements and bring healing to children with medical needs, hope for our future generations, and happiness to the children and their families enduring medical challenges.
- » Participated in the Atlanta Falcons Coaches Academy in addition to various charity golf tournaments and community outreach programs in 2004.

SCHAUB'S POSTSEASON STATISTICS


YEAR	GP/GS	ATT	COMP	PCT	YDS	YDS/ATT	TD	INT	LG	SK	LOST	RTG
2004 ATL	6/1	70	33	47.1	330	4.7	1	4	59	4	14	42.0
2005 ATL	16/1	64	33	51.6	495	7.7	4	0	53	6	27	98.1
2006 ATL	16/0	27	18	66.7	208	7.7	1	2	47	2	8	71.2
2007 HOU	11/11	289	192	66.4	2241	7.8	9	9	77t	16	126	87.2
2008 HOU	11/11	380	251	66.1	3043	8.0	15	10	65	23	149	92.7
2009 HOU	16/16	583	396	67.9	4770	8.2	29	15	72t	25	149	98.6
2010 HOU	16/16	574	365	63.6	4370	7.6	24	12	60	32	226	92.0
2011 HOU	10/10	292	178	61.0	2479	8.5	15	6	80t	16	98	96.8
2012 HOU	16/16	544	350	64.3	4008	7.4	22	12	60t	27	216	90.7
2013 HOU	10/8	358	219	61.2	2310	6.5	10	14	46	21	162	73.0
2014 OAK	11/0	10	5	50.0	57	5.7	0	2	16	3	24	27.9
2015 BAL	2/2	80	52	65.0	540	6.8	3	4	48	3	27	76.0
TOTALS	141/92	3271	2092	64.0	24,851	7.6	133	4.1	90	178	1226	89.1

SCHAUB'S BEST GAMES

COMPLETIONS	ATTEMPTS	YARDS	TOUCHDOWNS
43, vs. JAX (11/18/12)	62 vs BAL (12/13/10)	527 vs. JAX (11/18/12)	5 vs. JAX (11/18/12)
LONG	PASSER RATING		
80t @ TB (11/13/11)	154.9 @TB (11/13/11)		



QB Matt Schaub was selected by the Falcons in the third round of the 2004 NFL Draft.

73		RYAN SCHRAEDER RIGHT TACKLE VALDOSTA STATE 4TH YEAR WITH FALCONS		
HEIGHT:	WEIGHT:	BIRTHDATE:	NFL EXP:	ACQUIRED:
6'7"	300	5/4/88	4 YRS	CFA-'13

TRANSACTIONS

- » Signed by the Falcons as a college free agent on April 29, 2013.

2016 (FALCONS)

- » Started at right tackle and blocked for an offense that produced 374 total yards against Tampa Bay (9/11).

2015 (FALCONS)

- » Started all 16 games at right tackle and blocked for an offense that ranked seventh in the NFL averaging 374.1 yards per game. Earned All-Pro honors from Pro Football Focus for his performance in the trenches.
- » Started at right tackle and blocked for an offense that produced 395 total yards, including 105 yards on the ground, against Philadelphia (9/14). Protected QB Matt Ryan as he threw for 298 yards and two touchdowns in the season opening win.
- » Started at right tackle and blocked for an offense that produced a season-high 438 total yards at Dallas (9/27). Helped block for QB Matt Ryan, who threw for 285 yards and two TDs, and RB Devonta Freeman, who ran for 141 yards and three scores.
- » Started at right tackle and blocked for an offense that produced 378 total yards, including 135 yards on the ground against Houston (10/4). Helped block for Matt Ryan as he completed 70 percent of his passes in the win.
- » Started at right tackle and blocked for an offense that gained a season-high 418 total yards, including 176 yards on the ground against Washington (10/11).
- » Started at right tackle and blocked for an offense that gained 413 total yards, including 150 yards on the ground at New Orleans (10/15).

- » Started at right tackle and blocked for an offense gained 378 total yards, including 127 yards on the ground at Tennessee (10/25).
- » Started at right tackle and blocked for an offense that gained a season-high 496 total yards, including 397 through the air, against Tampa Bay (11/1).
- » Blocked for an offense that gained 375 total yards against Indianapolis (11/22), including 100+ rushing yards for the eighth time in 2015.
- » Blocked for an offense that compiled 326 yards of total offense, including 116 rushing yards, against Minnesota (11/29).
- » Blocked for an offense that tallied 373 yards of total offense, including 306 yards through the air, against Carolina (12/27).
- » Blocked for an offense that gained 414 yards against New Orleans (1/3), the sixth time Atlanta posted more than 400 yards of total offense in 2015.

CAREER

- » In three seasons, has played in 42 games with 30 starts at right tackle. Has helped block for an offense that averaged 365.1 yards per game and 274.5 gross passing yards per game.
- » Going into the 2015 season, Schraeder was named the Falcons Secret Superstar by Pro Football Focus after a breakout season in 2014.
- » Saw action on the offensive line in 13 games in 2014, started 10 of those games. Helped the offense average 378.2 total yards, including 284.6 passing yards.
- » Played in 13 games with four starts at right tackle after being signed by the Falcons as a college free agent following the 2013 NFL Draft.
- » Made his first NFL career start at right tackle against Washington (12/15). Helped block for the offense who totaled 264 yards.

COLLEGE

- » Anchored the offensive line at Valdosta State for two seasons after earning All-America honors at Butler Community College.
- » Helped the Grizzlies to the NJCAA National Championship game in his final season at Butler and earned All-America honors in 2011 at Valdosta.


COLLEGE

- » Originally from Wichita, KS.
- » Did not play high school football, but walked-on to the Butler Community College football team before transferring to Valdosta State.

SCHRAEDER'S CAREER GAMES PLAYED/STARTED				
2016	2015	2014	2013	
ATL	ATL	ATL	ATL	
1/1	16/16	13/10	13/4	
TOTALS 43/31				



Pro Football Focus rated Ryan Schraeder as the second-best right tackle in the NFL in 2015.

90	DERRICK SHELBY DEFENSIVE END UTAH 1ST YEAR WITH FALCONS				
	HEIGHT: 6'2"	WEIGHT: 280	BIRTHDATE: 3/4/89	NFL EXP: 5 YRS	ACQUIRED: FA-'16

TRANSACTIONS

- » Originally signed as a college free agent by the Miami Dolphins following the 2012 NFL Draft.
- » Signed by the Falcons as a free agent on March 10, 2016.

2016 (FALCONS)

- » Started at defensive end and played 32 of 64 defensive snaps against Tampa Bay (9/11). Posted three tackles in his Falcons debut.

2015 (DOLPHINS)

- » Started eight of the 16 games he played in and recorded career highs in total tackles (37 - 25 solo) and sacks (3.5), as well as recording two forced fumbles and one interception, which he returned for a touchdown.
- » Recorded sacks in back-to-back games twice and closed out the season with 3.5 sacks in his final eight games.
- » Helped lead the Dolphins to a 15-13 win over the Baltimore Ravens after returning an interception 22 yards for a touchdown. Also added three tackles, one half sack, and three quarterback hits.
- » Part of a Dolphins defense that held the New England Patriots to 10 points in the season finale. Notched a season-best five tackles with one sack.

CAREER

- » Has seen action in 63 games with nine starts, while posting 103 total tackles (74 solo), nine sacks, four forced fumbles, two interceptions, one fumble recovery, and one defensive touchdown.
- » Saw action in 15 games in 2014. Posted 26 tackles (21 solo) with three sacks, one interception, four tackles for loss and one fumble recovery.


- » Played in all 16 games in 2013, making one start, while recording 32 tackles (21 solo), 2.5 sacks, one tackle for loss, and two forced fumbles.
- » Played in all 16 games as a rookie in 2012. Collared eight tackles.

COLLEGE

- » Played in 47 games for the Utes and recorded 169 total tackles, 28 tackles for loss, 11 sacks, five passes defended, five forced fumbles, one interception, and one defensive touchdown.
- » A first-team all-Pac-12 selection after starting all 13 games at right end in 2011. Led the line and was fifth overall on the team with 55 tackles. Also posted a team-best 10 tackles for loss and 5.0 sacks.
- » Played in 12 games, starting the final seven contests at left end, as a junior in 2010. Logged 39 tackles, including 6.5 tackles for loss and two sacks. Named an Academic All-Mountain West selection.
- » As a sophomore in 2009, started and played in 10 games at left end. Finished the season with 44 total tackles eight tackles for loss and three sacks despite missing the final two games of the season due to injury. Earned academic all-conference honors.
- » Appeared in the final 12 games, starting 10 as a redshirt freshman in 2008. Totaled 31 tackles with 3.5 for loss and was an academic All-Mountain West selection.

PERSONAL

- » Named to the all-district first team as a senior in 2006. Recorded 15 sacks and helped lead Hightower High School (Texas) to a district championship. Also lettered two years in track and won an academic excellence award.
- » Son of Alisa and Derrick Shelby, Sr. Received his bachelor's degree in sociology in the fall of 2011.
- » His full name is Derrick Rodell Shelby II.

<div>83</div>	<div> JACOB TAMME TIGHT END KENTUCKY 2ND YEAR WITH FALCONS </div>			
HEIGHT: 6'3"	WEIGHT: 230	BIRTHDATE: 3/15/85	NFL EXP: 9 YRS	ACQUIRED: FA-'15

TRANSACTIONS

- » Originally selected by the Indianapolis Colts in the fourth round (127th overall) of the 2008 NFL Draft out of Kentucky.
- » Signed by the Denver Broncos as a free agent on March 23, 2012.
- » Signed by the Falcons as a free agent on March 19, 2015.

2016 (FALCONS)

- » Caught a game-high six passes for 51 yards against Tampa Bay (9/11).

2015 (FALCONS)

- » Played in 15 games with eight starts and enjoyed on of the most productive seasons of his career catching 59 passes for a career-high 657 yards and one touchdown.
- » Caught three passes for 19 yards in his Falcons debut against Philadelphia (9/14).
- » Caught four passes for 77 yards, including a career long 41-yard grab, at New York (9/20).
- » Had his best game as a Falcon, catching eight passes for 94 yards against Washington (10/11).
- » Posted his first 100-yard game as a Falcon and the second of his career, catching 10 passes for 103 yards with one touchdown against Tampa Bay (11/1).
- » Caught six passes for 61 yards (10.2 yards per catch), including a 26-yard gain, at San Francisco (11/8).
- » Notched four catches for 61 yards (15.3 yards per catch) against New Orleans (1/3), giving him 657 receiving yard on the season and topping his previous career best of 631 set in 2010.

CAREER

- » Spent four seasons in Indianapolis before joining the Denver Broncos in 2012 and the Atlanta Falcons in 2015. Has caught 237 passes for 2,360 yards with 11 touchdowns in 122 career games.
- » Saw action in 15 games, logging 109 yards on 14 receptions with two touchdowns as a member of the Denver Broncos in 2014.
- » Played in all 16 games with one start for the Broncos in 2013. He caught 20 passes for 184 yards with one score while also leading the team with 10 special-teams tackles.
- » Played in all 16 games with eight starts and ranked third on the club in receptions (52) and receiving yards (555) while adding two touchdowns during his first season in Denver in 2012.
- » Totaled 19 receptions for 177 yards with one touchdown in addition to tying for the team lead with eight special-teams tackles during his final season in Indianapolis in 2011.
- » Posted career highs in receptions (67), receiving yards (631), and touchdowns (4) in 2010. Ranked second on the team in receptions and totaled seven-or-more catches in seven of the final 10 games that season.
- » Played in all 16 games for the first time in his career in 2009 and ranked fourth on the club with 13 special-teams tackles in addition to collecting three receptions for 35 yards on offense.
- » During his rookie season in 2008, played in 12 games and recorded three catches for 12 yards to go along with two special-teams tackles.

COLLEGE

- » Started 37 of 48 career games at the University of Kentucky and totaled 133 receptions, 1,417 yards and 11 touchdowns. His 133 receptions ranked first in school history and second all-time in SEC annals among tight ends.

PERSONAL

» Played wide receiver and defensive back at Boyle County High School in Danville, Ky., where he totaled 97 receptions for 1,866 yards (19.2 avg.) with 32 touchdowns and 23 interceptions for his prep career...Helped Boyle County win four consecutive state titles

(named championship game MVP his final two years) and compile a 58-2 record during his four seasons.


» Jacob Tamme was born on March 15, 1985, in Danville, Kentucky.

TAMME'S CAREER STATISTICS												
			RECEIVING					RUSHING				
YEAR	GP/GS		REC	YDS	AVG	LG	TD	ATT	YDS	AVG	LG	TD
2008	IND	12/0	3	12	4.0	6	0	0	0	0.0	0	0
2009	IND	16/1	3	35	11.7	21	0	0	0	0.0	0	0
2010	IND	16/8	67	631	9.4	30	4	0	0	0.0	0	0
2011	IND	16/5	19	177	9.3	29	1	0	0	0.0	0	0
2012	DEN	16/8	52	555	10.7	36	2	0	0	0.0	0	0
2013	DEN	16/1	20	184	9.2	15	1	0	0	0.0	0	0
2014	DEN	15/0	14	109	7.8	26t	2	0	0	0.0	0	0
2015	ATL	15/8	59	657	11.1	41	1	0	0	0.0	0	0
2016	ATL	1/1	6	51	8.5	19	0	0	0	0.0	0	0
TOTALS	123/32		243	2,411	9.9	41	11	0	0	0.0	0	0

TAMME'S BEST GAMES			
RECEPTIONS	RECEIVING YARDS	LONG	TOUCHDOWNS
11 @ PHI (11/7/10)	108 @ PHI (11/7/10)	41 @ NYG (9/20/15)	1, 11 Times
10 vs. TB (11/1/15)	103 vs. TB (11/1/15)	36 vs. CLE (12/23/12)	Last vs. TB (11/1/15)
9 vs. TB (12/2/12)	94 vs. WAS (10/11/15)	32 vs. NO (1/3/16)	



TE Jacob Tamme set a career high with 657 yards in his first season in Atlanta.

27	ROBENSON THEREZIE SAFETY AUBURN 2ND YEAR WITH FALCONS			
	HEIGHT: 5'9"	WEIGHT: 212	BIRTHDATE: 8/5/91	

TRANSACTIONS

- » Signed by the Falcons as a college free agent on May 3, 2015.

2016 (FALCONS)

- » Saw action on defense and special teams against Tampa Bay (9/11).

2015 (FALCONS)

- » Played in 13 games with two starts as a rookie. Posted 31 tackles (25 solo) with one interception and two passes defended.
- » Made his NFL debut at New York (9/20). Posted one tackle.
- » Made his first career start against Houston (10/4). Tied Allen Bradford for the team lead with five total tackles (three solo). Also added one pass defended.
- » Saw action on defense and special teams against Washington (10/11). Logged one tackle and helped the Falcons defense hold the Redskins to 51 rushing yards and 2.1 yards per carry.
- » Sealed the Falcons 10-7 win at Tennessee (10/25) with his first career interception, pick-

ing off QB Zach Mettenberger with less than two minutes remainin gin the game.


- » Saw action at safety and on special teams against Minnesota (11/29). Recorded one tackle and helped the defense limit the Vikings to 174 passing yards, the fourth time Atlanta has allowed less than 200 passing yards in a game this season.

COLLEGE

- » Played in 49 games for the Tigers, with 25 starts and posted 116 total tackles (83 solo), 8.5 tackles for loss, one half sack, four interceptions and two forced fumbles.
- » He was selected honorable mention All-SEC in 2013 after leading the team with four interceptions.

PERSONAL

- » Is from Miami, FL and attended Jackson High School.
- » Graduated in December of 2014 with a degree in Public Administration.

80	LEVINE TOILOLO TIGHT END STANFORD 4TH YEAR WITH FALCONS				
	HEIGHT: 6'8"	WEIGHT: 265	BIRTHDATE: 7/30/91	NFL EXP: 4 YRS	ACQUIRED: D4b-'13

TRANSACTIONS

- » Selected as the second of two fourth round (133rd overall) draft choices by Atlanta in 2013.

2016 (FALCONS)

- » Played 22 of 65 offensive snaps, serving primarily as a blocking tight end, against Tampa Bay (9/11). Helped block for an offense that generated 374 total yards.

2015 (FALCONS)

- » Played in all 16 games, including 15 start, posting seven receptions for 44 yards. Helped block for an offense that ranked seventh in the NFL averaging 374.1 yards per game.
- » Started and caught one pass in Atlanta's season opening win over Philadelphia (9/14). Made a crucial tackle on a punt return, stopping RB Darren Sproles at the Eagles 14-yard line at the two minute warning. The long field would lead to a turnover that sealed the win for Atlanta.
- » Caught one pass for six yards pulled down a two-yard pass to convert a key two-point conversion to give Atlanta its first lead at Dallas (9/27).
- » Started at tight end and helped block for a rushing attack that totaled 135 yards and four touchdowns against Houston (10/4).
- » Started at tight end and helped block for an offense that gained a season-high 418 total yards, including 176 yards on the ground against Washington (10/11).

CAREER

- » In three seasons with the Falcons, has played in 48 games with 34 starts while totaling 49 receptions for 337 yards and four touchdowns.
- » Played and started all 16 games in 2014. Caught 31 passes for 238 yards and two touchdowns.

- » Saw action in all 16 games with three starts. Caught 11 passes for 55 yards with two touchdowns in his rookie season in 2013.

COLLEGE

- » Caught 50 passes for 763 yards (15.3 yards per catch) with 10 touchdowns in 31 career games at Stanford.
- » Was an offensive mainstay as both a receiver and a blocker, earning All-Pac-12 honorable mention honors and the Cardinal's T.E.A.M. Technician Award for technique, effort, attitude and mental discipline after catching 24 passes for 393 yards (16.4 yards per catch) with four touchdowns as a senior in 2012.
- » Earned honorable mention all-conference honors as a junior after pulling down 25 receptions for 343 yards and a career-high six touchdowns in 2011.
- » In 2012, Led all Stanford receivers with 16.4 yards per catch average and scored four touchdowns on five receptions inside the red zone.

PERSONAL

- » Attended Helix Charter High School in La Mesa, California, where he was labeled a four-star recruit by both Rivals and Scout.com.
- » Earned PrepStar All-America honors, was named a first team all-state Division II and all-CIF San Diego Section pick, earned first team All-Grossmont League honors as a tight end and defensive end as well as first team honors from the San Diego Union-Tribune, San Diego Hall of Champions and MaxPreps.com.
- » Selected as a Scholar Leader-Athlete for the 2008-09 academic year by the National Football Foundation and College Football Hall of Fame
- » Attended San Diego's H-Town Christian Academy for two years before transferring to Helix HS...also lettered in basketball.

» Parents are Raymond and Trina Young-Toilolo... one of four children...sister Chasity was a track athlete at the University of Utah.

» Has three uncles, Dan Saleaumua, Edwin Mulitalo and Joe Salave'a who played in the NFL.


TOILOLO'S CAREER STATISTICS												
			RECEIVING					RUSHING				
YEAR	GP/GS		REC	YDS	AVG	LG	TD	ATT	YDS	AVG	LG	TD
2013	ATL	15/3	11	55	5.0	12	2	0	0	0.0	0	0
2014	ATL	16/16	31	238	7.7	20	2	0	0	0.0	0	0
2015	ATL	16/15	7	44	6.3	11	0	0	0	0.0	0	0
2016	ATL	1/0	0	0	0.0	0	0	0	0	0.0	0	0
TOTALS	49/34		49	337	6.9	20	4	0	0	0.0	0	0

2014 GAME-BY-GAME STATISTICS											
		RECEIVING					RUSHING				
DATE	OPP	REC	YDS	AVG	LG	TD	RUSH	YDS	AVG	LG	TD
9/7	NO	3	19	6.3	12	1	0	0	0.0	0	0
9/14 @	CIN	2	13	6.5	10	0	0	0	0.0	0	0
9/18	TB	2	25	12.5	13	0	0	0	0.0	0	0
9/28 @	MIN	1	12	12	12	0	0	0	0.0	0	0
10/5 @	NYG	0	0	0	0	0	0	0	0.0	0	0
10/12	CHI	3	34	11.3	15	0	0	0	0.0	0	0
10/19 @	BAL	2	20	10.0	17	0	0	0	0.0	0	0
10/26	DET	2	26	13.0	15	0	0	0	0.0	0	0
11/9 @	TB	0	0	0.0	0	0	0	0	0.0	0	0
11/16 @	CAR	2	23	11.5	20	0	0	0	0.0	0	0
11/23	CLE	2	17	8.5	9	0	0	0	0.0	0	0
11/30	ARI	4	15	3.8	8	1	0	0	0.0	0	0
12/8 @	GB	1	-1	-1.0	-1	0	0	0	0.0	0	0
12/14	PIT	1	4	4.0	4	0	0	0	0.0	0	0
12/21 @	NO	4	17	4.3	8	0	0	0	0.0	0	0
12/28	CAR	2	14	7.0	11	-	0	0	0.0	0	0
TOTALS		31	238	7.7	20	2	0	0	0.0	0	0
CAREER		42	293	6.9	20	4	0	0	0.0	0	0

2013 GAME-BY-GAME STATISTICS											
		RECEIVING					RUSHING				
DATE	OPP	REC	YDS	AVG	LG	TD	RUSH	YDS	AVG	LG	TD
9/8 @	NO	0	0	0.0	0	0	0	0	0.0	0	0
9/15	STL	1	4	4.0	4	0	0	0	0.0	0	0
9/22 @	MIA	1	2	2.0	2	1	0	0	0.0	0	0
9/29	NE	1	4	4.0	4	0	0	0	0.0	0	0
10/7	NYJ	2	15	7.5	12	1	0	0	0.0	0	0
10/20	TB	0	0	0.0	0	0	0	0	0.0	0	0
10/27 @	ARZ	3	6	2.0	7	0	0	0	0.0	0	0
11/3 @	CAR	0	0	0.0	0	0	0	0	0.0	0	0
11/10	SEA	0	0	0.0	0	0	0	0	0.0	0	0
11/17 @	TB	1	6	6.0	6	0	0	0	0.0	0	0
11/21	NO	1	6	6.0	6	0	0	0	0.0	0	0
12/1 @	BUF	1	12	5.0	12	0	0	0	0.0	0	0
12/8 @	GB	0	0	0.0	0	0	0	0	0.0	0	0
12/15	WAS	0	0	0.0	0	0	0	0	0.0	0	0
12/23 @	SF	0	0	0.0	0	0	0	0	0.0	0	0
12/29	CAR	-	-	-	-	-	-	-	-	-	-
TOTALS		11	55	5.0	12	2	0	0	0.0	0	0
CAREER		11	55	5.0	12	2	0	0	0.0	0	0



Levine Toilolo has caught 49 passes for 337 yards with four touchdowns in three seasons in Atlanta.

21	DESMOND TRUFANT CORNERBACK WASHINGTON 4TH YEAR WITH FALCONS				 <small>PRO BOWL 2015</small>
	HEIGHT: 6'0"	WEIGHT: 190	BIRTHDATE: 9/10/90	NFL EXP: 4 YRS	ACQUIRED: D1-'13

TRANSACTIONS

- » Selected by the Atlanta Falcons in the first round (22nd overall) of the 2013 NFL Draft.

2016 (FALCONS)

- » Grabbed his seventh career interception when he picked off QB Jameis Winston in Atlanta's season opener against Tampa Bay (9/11). Also added five total tackles.

2015 (FALCONS)

- » Named to his first Pro Bowl after notching 43 tackles (35 solo) with one interception, one sack, and 11 passes defended while starting all 16 games. Scored his first career touchdown on a 24-yard fumble recovery in Week 4.
- » Started and was one of five defenders to play all 74 defensive snaps against Philadelphia (9/14). Posted one pass defense in the win.
- » Played all 71 defensive snaps and logged three tackles (one solo) at New York (9/20). According to Pro Football Focus, Giants QB Eli Manning did not attempt a pass in his direction.
- » Started and recorded three tackles at Dallas (9/27). Part of a defense that held Cowboys QB Brandon Weeden to 68 passing yards in the second half.
- » Scored his first career touchdown on a 24-yard scoop-and-score fumble recovery against Houston (10/4). Finished the game with two tackles, three passes defended, and two fumble recoveries. Became the first Falcon to recover two fumbles in a single game since Robert McClain & Jonathan Babneaux each had two vs. Washington in 2013.
- » Started at cornerback and notched one tackle at Tennessee (10/25). Helped anchor a pass defense that allowed a season-low 179 yards through the air.

2015 GAME-BY-GAME STATISTICS

DATE	OPP	TK	SO	SK	YDS	INT	YDS	FF	FR	PD
9/11	TB	5	5	0.0	0.0	1	9	0	0	1
9/18	@OAK	-	-	-	-	-	-	-	-	-
9/26	@NO	-	-	-	-	-	-	-	-	-
10/2	CAR	-	-	-	-	-	-	-	-	-
10/9	@DEN	-	-	-	-	-	-	-	-	-
10/16	@SEA	-	-	-	-	-	-	-	-	-
10/23	SD	-	-	-	-	-	-	-	-	-
10/30	GB	-	-	-	-	-	-	-	-	-
11/3	@TB	-	-	-	-	-	-	-	-	-
11/23	@PHI	-	-	-	-	-	-	-	-	-
11/27	ARI	-	-	-	-	-	-	-	-	-
12/4	KC	-	-	-	-	-	-	-	-	-
12/11	@LA	-	-	-	-	-	-	-	-	-
12/18	SF	-	-	-	-	-	-	-	-	-
12/24	@CAR	-	-	-	-	-	-	-	-	-
1/1	NO	-	-	-	-	-	-	-	-	-
TOTALS		5	5	0.0	0.0	1	9	0	0	1
CAREER		189	155	1.0	9.0	7	28	2	4	51

- » Started at cornerback and logged two tackles against Tampa Bay (11/1). Part of a defense that held the Buccaneers to 173 net pass yards.
- » Enjoyed one of his best games of the season, posting four tackles, one tackle for loss, two passes defended and his first career sack against Indianapolis (11/22).
- » Recorded a season-high six tackles against Minnesota (11/29). Helped the defense limit the Vikings to 174 passing yards, the fourth time Atlanta allowed less than 200 passing yards in a game in 2015.
- » Intercepted QB Jameis Winston for his first INT of the season at Tampa Bay (12/6). His interception set up a 52-yard field goal by K Shayne Graham at the end of the first half. Also added four tackles.
- » Posted three tackles and one pass defense against Carolina (12/27). Helped the defense hold the Panthers to their lowest point total of the season (13) and limit QB Cam Newton to 4.7 yards per pass attempt, his lowest mark of the year.

CAREER

- » In three seasons with the Falcons, has developed into a Pro Bowl cornerback. Has started 48 consecutive games while totaling 184 tackles (150 solo), six interceptions, two forced fumbles, four fumble recoveries, 44 passes defended, and one touchdown.
- » Started all 16 games in his second season. Recorded 67 total tackles (57 solo), three interceptions and lead the team in pass deflections with 18, which ranked him among the top 10 in the League.
- » Started all 16 games as a rookie and earned All-Rookie honors from the PFWA after notching 74 tackles (12 solo) with a club rookie record 17 passes defended and two interceptions.
- » Finished the year tied for 10th in the NFL and tied for second among all rookie cornerbacks in passes defended.
- » According to Stats LLC., his 17 passes defended in 2013 were the most by a Falcons rookie in a single season, surpassing Darnell Walker, who broke up 13 passes in 1993.
- » Named Defensive Rookie of the Year by Pro Football Focus.
- » According to Stats LLC., allowed just 48.3 of passes thrown his way to be completed (42 of 87). Among players with at least 87 defensive targets, his 48.3 completion percentage was tied for the eighth-best in the NFL and he was one of nine players to allow less than 50 percent of passes to be completed.

COLLEGE

- » Started 47 of 50 career games at the University of Washington posting 195 tackles (151 solo) with a school record 39 passes defended, 8.5 tackles for loss, and six interceptions.
- » Allowed just eight of 54 pass completions (14.8 percent) on balls thrown in his direction as the Huskies ranked 23rd in the nation in pass defense, allowing 197.3 passing yards per game.
- » As a senior, won both the Sports Radio 950 KJR Most Outstanding Defensive Player and the Guy Flaherty Award (the team's oldest and most prestigious honor).
- » As a team captain in 2012, earned second-team All-American honors from The NFL Draft Report and Fox Sports as well as first-team All-Pac 12 honors after recording 36 tackles (27 solo) with nine passes defended and one interception.

- » In 2011, was named All-Pac 12 Conference honorable mention and won the team's Don James Perseverance Award after starting all 13 games and posting a career-high 64 tackles (46 solo), a team-leading 16 passes defended, two interceptions, two forced fumbles and two fumble recoveries.
- » Earned All-Pac 10 Conference honorable mention as a sophomore in 2010 starting all 13 games and logging 48 tackles (34 solo) with four passes defended, one interception, and one fumble recovery.
- » Made an instant impact as a freshman as he was named to the Sporting News Freshman All-Pac 10 team and earn All-Pac 10 Conference honorable mention in 2009.
- » Spent three games as a reserve cornerback before taking over the starting role for the final nine games posting 47 tackles (44 solo), six passes defended, and two interceptions.

PERSONAL

- » Attended Wilson High School (Tacoma, Wash.) where he was named a first-team all-state selection by the Seattle Times after recording 67 tackles on defense and 12 rushing touchdowns during his senior season.
- » As a junior, he posted 47 tackles and eight interceptions, along with four stops for loss, scoring five times while gaining 440 receiving yards and finding the end zone six more times on 36 carries for 360 yards.
- » Named a red chip prospect by the Seattle Times and a "Northwest Nugget" honorable mention by the Tacoma News-Tribune. Rated the sixth-best overall player in the state of Washington and the country's 56th-best cornerback by Rivals.com.
- » A standout long jumper and triple jumper at Wilson. Took second place in the Class 4A state track meet in the triple jump (46 feet, 5.75 inches) and placed 11th in the long jump (21 feet, 2.25 inches) as a junior in 2008. Also starred on the Rams basketball team.
- » His two older brothers Marcus and Isaiah also played in the NFL. Marcus was selected 11th overall by Seattle in the 2003 NFL Draft and spent 10 years with the Seahawks while Isaiah spent time in the AFL and UFL before breaking into the NFL as a practice squad player with the New York Jets and Philadelphia Eagles.
- » Son of Constance and Lloyd Trufant.

TRUFANT'S CAREER STATISTICS

YEAR	GP/GS	TK	SO	AST	SK	YDS	INT	YDS	LG	TD	PD	FF	FR	YDS	TD
2013	ATL 16/16	74	58	16	0.0	0.0	2	0	0	0	21	1	1	0	0
2014	ATL 16/16	67	57	10	0.0	0.0	3	19	0	0	18	1	1	0	0
2015	ATL 16/16	42	35	7	1.0	9.0	1	0	0	0	11	0	2	24	1
2016	ATL 1/1	5	5	0	0.0	0.0	1	9	9	0	1	0	0	0	0
TOTAL	49/49	189	155	34	1.0	9.0	7	28	0	0	51	2	4	24	1

TRUFANT'S BEST GAMES

TACKLES	SACKS	INTERCEPTIONS	PASSES DEFENSED
7, Three Times	1 vs. IND (11/22/15)	1, Seven Times	3, Two Times
Last @ TB (11/9/14)		Last vs. TB (9/11/16)	Last vs. Hou (10/4/15)



Desmond Trufant was selected to his first Pro Bowl in 2015.

2015 GAME-BY-GAME STATISTICS											
DATE	OPP	TK	SO	SK	YDS	INT	YDS	FF	FR	PD	
9/14	PHI	0	0	0.0	0.0	0	0	0	0	1	
9/20 @	NYG	3	1	0.0	0.0	0	0	0	0	0	
9/27 @	DAL	3	2	0.0	0.0	0	0	0	0	1	
10/4	HOU	2	2	0.0	0.0	0	0	0	0	3	
10/11	WAS	2	2	0.0	0.0	0	0	0	0	1	
10/15 @	NO	1	1	0.0	0.0	0	0	0	0	0	
10/25 @	TEN	1	1	0.0	0.0	0	0	0	0	0	
11/1	TB	2	1	0.0	0.0	0	0	0	0	0	
11/8 @	SF	4	3	0.0	0.0	0	0	0	0	1	
11/22	IND	4	4	1.0	9.0	0	0	0	0	2	
11/29	MIN	6	6	0.0	0.0	0	0	0	0	0	
12/6 @	TB	4	2	0.0	0.0	1	0	0	0	1	
12/13 @	CAR	1	1	0.0	0.0	0	0	0	0	0	
12/20 @	JAX	3	3	0.0	0.0	0	0	0	0	0	
12/27	CAR	3	3	0.0	0.0	0	0	0	0	1	
1/3	NO	3	3	0.0	0.0	0	0	0	0	0	
TOTALS		42	35	1.0	9.0	1	0	0	0	11	
CAREER		129	103	0.0	0.0	7	97	1	1	34	

2013 GAME-BY-GAME STATISTICS											
DATE	OPP	TK	SO	SK	YDS	INT	YDS	FF	FR	PD	
9/8 @	NO	5	4	0.0	0.0	0	0	0	0	1	
9/15	STL	3	3	0.0	0.0	0	0	0	0	1	
9/22 @	MIA	6	1	0.0	0.0	0	0	0	0	1	
9/29	NE	6	4	0.0	0.0	0	0	0	0	1	
10/7	NYJ	3	3	0.0	0.0	0	0	0	0	1	
10/20	TB	7	6	0.0	0.0	0	0	1	0	3	
10/27 @	ARZ	4	4	0.0	0.0	0	0	0	0	1	
11/3 @	CAR	7	6	0.0	0.0	1	0.0	0	0	1	
11/10	SEA	6	5	0.0	0.0	0	0	0	0	2	
11/17 @	TB	4	4	0.0	0.0	0	0	0	0	0	
11/21	NO	5	4	0.0	0.0	0	0	0	0	0	
12/1 @	BUF	1	1	0.0	0.0	0	0	0	0	1	
12/8 @	GB	5	5	0.0	0.0	0	0	0	0	0	
12/15	WAS	6	4	0.0	0.0	1	0	0	0	3	
12/23 @	SF	0	0	0.0	0.0	0	0	0	0	0	
12/29	CAR	6	4	0.0	0.0	0	0	0	1	2	
TOTALS		74	58	0.0	0.0	1	0	1	1	21	
CAREER		74	58	0.0	0.0	1	0	1	1	21	

2014 GAME-BY-GAME STATISTICS											
DATE	OPP	TK	SO	SK	YDS	INT	YDS	FF	FR	PD	
9/7	NO	3	2	0.0	0.0	0	0	0	0	2	
9/14 @	CIN	2	2	0.0	0.0	0	0	0	0	1	
9/18	TB	3	3	0.0	0.0	0	0	0	0	0	
9/28 @	MIN	4	4	0.0	0.0	0	0	0	0	0	
10/5 @	NYG	5	5	0.0	0.0	0	0	0	0	0	
10/12	CHI	4	4	0.0	0.0	0	0	0	0	1	
10/19 @	BAL	6	3	0.0	0.0	0	0	0	0	1	
10/26	DET	4	0	0.0	0.0	0	0	0	0	2	
11/9 @	TB	7	6	0.0	0.0	0	0	0	0	1	
11/16 @	CAR	3	2	0.0	0.0	1	19	0	0	3	
11/23	CLE	3	3	0.0	0.0	1	0	0	0	2	
11/30	ARI	6	6	0.0	0.0	0	0	0	1	1	
12/8 @	GB	5	5	0	0	0	0	0	0	1	
12/14	PIT	6	6	0.0	0.0	0	0	0	0	0	
12/21 @	NO	5	5	0.0	0.0	1	0	0	0	2	
12/28	CAR	1	1	0.0	0.0	0	0	0	0	1	
TOTALS		67	57	0	0	3	19	1	1	18	
CAREER		141	115	0.0	0.0	4	19	2	2	39	

91

COURTNEY UPSHAW

OUTSIDE LINEBACKER

ALABAMA

1ST YEAR WITH FALCONS



HEIGHT:

6'2"

WEIGHT:

272

BIRTHDATE:

12/13/89

NFL EXP:

5 YRS

ACQUIRED:

FA-'16

TRANSACTIONS

- » Originally selected by the Ravens in the second round (35th overall) of the 2012 NFL Draft.
- » Signed by the Atlanta Falcons as a free agent on March 25, 2016.

2016 (FALCONS)

- » Notched one tackle in his Falcons debut against Tampa Bay (9/11)..

2015 (RAVENS)

- » Totaled 51 tackles (27 solo), adding career highs in sacks (two), PD (two, tied), FFs (two) and FRs (three), for the NFL's eighth-ranked defense (337.4 ypg), which finished No. 2 overall (291.1 ypg) and No. 1 vs. the pass (183.3 ypg) over the season's final eight games.
- » Registered a critical strip-sack of Rams QB Case Keenum with 41 seconds remaining in the game to set up K Justin Tucker's game-winning FG five plays later in a 16-13 victory in game 10 vs. STL (11/22). Finished the contest with five tackles (four solo), one sack (-5 yards), one forced fumble, one fumble recovery and one QB hit for a defense that allowed 213 total net yards and 2.8 yards per rush (82 yards on 29 carries).
- » Posted 3 stops and 1 PD for a defense that held the Bengals to a then-season-low 86 rushing yards (2.8 avg.), extending its then-NFL-best streak of not allowing a 100-yard rusher to 29 contests in game 3 vs. Cin. (9/27).

CAREER

- » Has seen action in 64 games with 51 starts and has recorded 183 total tackles (111 solo), seven passes defended, five sacks, five fumble recoveries, and three forced fumbles.
- » Started and tied a career high with 6 tackles (4 solo) at Hou. (12/21/14).

- » Led all Ravens rookies with a career-high 55 tackles (34 solo), 1.5 sacks (-10 yards), 2 PD and 2 FRs while playing in all 16 games (nine starts) in his rookie year (2012).
- » Started his first-career game (recording a career-high 6 tackles, since tied) at Phi. (9/16/12).
- » Played in his first-career NFL game vs. Cin. (9/10/12).
- » Contributed 42 tackles (25 solo) and one PD for a defense that finished second in the league (tied with Philadelphia) with 49 sacks (Buffalo - 54) in 2014. The Ravens allowed the sixth-fewest points per game (18.9) in 2014.
- » Recorded 29 tackles (18 solo), two PD and 1.5 sacks (-13 yards) in 2013.
- » Led all Ravens rookies with a career-high 55 tackles (34 solo), 1.5 sacks (-10 yards), two PD and two FRs as a rookie in 2012. Also contributed five special teams stops in his first season.

COLLEGE

- » Recorded 141 total tackles (88 solo), 17.5 sacks, 36.5 tackles for loss, six forced fumbles, five passes defended, three fumble recoveries, and two defensive touchdowns during his time with the Crimson Tide.
- » Won two national championships at Alabama, and was named the BCS National Championship MVP in 2012.
- » Earned first-team All-American honors by The NFL Draft Report, Football Writers Association, The Sporting News, CBSSports.com, Sports Illustrated and ESPN.com as a senior in 2011 and was a finalist for the Lombardi Award (nation's best LB or interior lineman) and the Butkus Award (nation's top LB)...Ranked third on the team, tying his career high with 52 tackles (37 solo), for National Champion Alabama.

- » Had a team-leading 9.5 sacks (-62 yards), which tied for fourth in the SEC and tied for 16th nationally, en route to earning several All-American and first-team All-Conference honors...Finished second in the SEC and 18th nationally with a team-high 18 TFL (-90 yards), ranking seventh on the school's single-season record list.
- » Registered 2 FFs, 1 PD and intercepted another for a 45-yard TD return...Helped the Crimson Tide lead the nation in rush defense (72.1 ypg), total defense (183.6 ypg) and scoring defense (8.2 ppg) on the way to the National Championship.
- » Earned MVP honors after leading the team with 7 tackles (6 solo) and 1 FF in the BCS National Championship game against LSU.
- » Established a career high with 52 tackles (32 solo), including 51 in the final 10 contests as a junior in 2010...Led the team with 14.5 TFL, including a team-high 7 sacks.
- » Saw action in all 14 games (one start) and recorded 15 tackles (7 solo), including 1 TFL, and 4 QB hurries on the season as a sophomore in 2009.
- » Played in 13 games and netted 22 tackles (12 solo), with 3 TFL, 1 QB pressure and 2 PD as a freshman.


- » Graduated with a degree in human development from Alabama.

PERSONAL

- » Prepped at Eufaula (AL) HS where he started at DE and TE. Rivals.com regarded him as the nation's 12th-best OLB prospect and the ninth-best player in the state, placing a four-star rating on the senior...Earned Alabama Class 5A Lineman of the Year honors from the Alabama Sports Writers Association.
- » Was an ASWA Class 5A All-State selection after posting 150 tackles (95 solo), seven sacks, one INT, three FRs and four PD as a senior... Also caught 20 passes for 496 yards and three TDs...Was a consensus All-State pick as a junior, recording 96 tackles (61 solo) with 12 sacks and three INTs.
- » In 2013, served as a mentor at the Big Brothers Big Sisters of the Greater Chesapeake's MentorZing event...In 2014, Upshaw joined teammate DeAngelo Tyson in donating and distributing 500 books to students at Moravia Park Elementary School (Baltimore City) in an effort to encourage childhood literacy.
- » Visited patients to spread holiday cheer at the Johns Hopkins Children Center.

UPSHAW'S CAREER STATISTICS

YEAR	GP/GS	TK	SO	AST	SK	YDS	INT	YDS	LG	TD	PD	FF	FR	YDS	TD
2012	BAL 16/9	55	34	21	1.5	10.0	0	0	0	0	2	0	2	5	0
2013	BAL 16/13	29	18	11	1.5	13.0	0	0	0	0	2	0	0	0	0
2014	BAL 16/14	42	25	17	0.0	0.0	0	0	0	0	1	0	0	0	0
2015	BAL 16/15	51	29	22	2.0	13.0	0	0	0	0	2	2	3	0	0
2016	ATL 1/0	1	1	0	0.0	0.0	0	0	0	0	0	0	0	0	0
TOTAL	65/51	178	107	71	5.0	36.0	0	0	0	0	7	2	5	5	0

28	TERRON WARD <i>RUNNING BACK</i> OREGON STATE 2ND YEAR WITH FALCONS			
	HEIGHT: <i>5'7"</i>	WEIGHT: <i>201</i>	BIRTHDATE: <i>2/15/92</i>	

TRANSACTIONS

- » Signed by the Falcons as a college free agent on May 3, 2015.

2016 (FALCONS)

- » Inactive for the season opener against Tampa Bay (9/11).

2015 (FALCONS)

- » Played in 13 games as a reserve running back in 2015. Logged 95 yards on 29 carries (3.3 yards per carry) with one touchdown. Added nine receptions for 73 yards. Also provided solid pass protection, helping Matt Ryan throw for more than 4,000 yards.
- » Scored his first career touchdown on an eight-yard run against Houston (10/4). Finished the game with a game-high 72 yards on 19 carries and one score. Also added one reception for 18 yards.

COLLEGE


- » Finished his career with the Beavers with 1,843 rushing yards and 22 rushing touchdowns. Also recorded 87 receptions for 664 receiving yards.
- » He was a key player on the Beavers' special team units as well.

PERSONAL

- » Is a native Antioch, CA and attended De La Salle High School.
- » His brother T.J. Ward is a safety for the Denver Broncos.
- » He majored in new media communication.



Terron Ward played in 13 games as a rookie in 2016.

56	SEAN WEATHERSPOON LINEBACKER MISSOURI 6TH YEAR WITH FALCONS				
	HEIGHT: 6'2"	WEIGHT: 244	BIRTHDATE: 12/29/87	NFL EXP: 7 YRS	ACQUIRED: FA-'16

TRANSACTIONS

- » Selected as a first round (19th pick overall) draft choice by Atlanta in 2010.
- » Signed by the Arizona Cardinals on March 11, 2015.
- » Signed by the Atlanta Falcons on March 10, 2016.

2016 (FALCONS)

- » Notched four tackles (three solo) in the season opener against Tampa Bay (9/11).

2015 (CARDINALS)

- » Played in 14 games, posting 11 tackles (nine solo) and helping the Cardinals advance to the NFC Championship game.

CAREER

- » Has played in 61 career games, including 41 starts while tallying 347 total tackles (245 solo) with eight sacks, 16 passes defended, two fumble recoveries, one forced fumble, and one interception return for a touchdown.
- » In four seasons with the Falcons, played in 47 games with 41 starts while posting 336 tackles (223 solo) with eight sacks, 16 passes defended, two fumble recoveries, one forced fumble, and one interception.
- » Played in seven games with seven starts in 2013. Tallied 43 total tackles (45 solo) with one tackle for loss, one interception, and three passes defended.
- » Scored his first career touchdown at Green Bay (12/8), returning an interception 71 yards for a score inside the final two minutes of the first half. The touchdown marked Atlanta's third defensive score of the season.
- » Weatherspoon's 71-yard interception-TD was the 11th interception returned at least 70 yards for a score in franchise history and was the longest since CB Asante Samuel returned an

interception 79 yards for a touchdown against Oakland in 2013. Finished the game with seven tackles (four solo), one interception and one pass defended at Green Bay (12/8/13).

- » Claimed a leadership role on the Falcons defense in 2012, taking over play calling duties in his third NFL season. Posted 114 tackles (84 solo), finishing second on the team second behind fellow linebacker Stephen Nicholas.
- » Notched six tackles for loss, while adding three sacks, one interception, one forced fumble, one fumble recovery, and four passes defended in 2012.
- » Helped the Falcons post one of the League's top scoring defenses in 2012. Atlanta allowed 18.7 points per game, which was the fifth-best mark in League.
- » Had a breakout sophomore season in 2011, starting all 16 games at linebacker and posting career-highs with 127 tackles (86 solo) and 4.0 sacks. Also added one fumble recovery and eight passes defended.
- » Made a key stop of RB Toby Gerhart on fourth and goal from the two-yard line that sealed a 24-14 victory over the Minnesota Vikings (11/27/11).
- » Played in 11 games with six starts in his rookie season in 2010, missing five games due to injury, and contributed with 52 tackles (38 solo) and one sack.
- » Notched a career-high 10 tackles (eight solo) and his first career sack, dragging down Cardinals QB Derek Anderson in a win against Arizona (9/19/10).
- » Posted nine tackles (eight solo) in his NFL debut at Pittsburgh (9/12/10).

COLLEGE

- » A standout linebacker at the University of Missouri where he started each of his final 41 games.

- » Recorded 413 career tackles (240 solo), 12.5 sacks, 43.5 tackles for loss, four interceptions (two returned for touchdowns), five forced fumbles, one fumble recovery and 17 passes defended.
- » Graduated as the third player in school history to lead the team in tackles three times in a career as his 413 stops rank third in school history and 10th on the Big 12 Conference all-time list.
- » As a senior, was voted team captain while earning Butkus Award finalist, Lombardi Award semifinalist and Lott Trophy quarterfinalist honors.
- » Named a first-team All-Big 12 selection from 2007-09 as he averaged 132 tackles per season over that time span.
- » His 155 tackles in 2008 rank second on the Tigers season-record list, while finishing fifth nationally that season.
- » Graduated ranking 13th on the school career chart with 12.5 sacks.
- » Was named a first-team all-district selection as a junior and was chosen as the Class 22-3A Defensive Newcomer of the Year as a sophomore.
- » Was an all-state selection in track and an all-district honoree in basketball.
- » Cousin of former WNBA star, Teresa Weather- spoon.
- » His full name is Franklin De'Sean Weather- spoon.
- » A native of Jasper, Texas.
- » In 2012, hosted a youth football camp at Flow- ery Branch High School for the local youth to participate. Weatherspoon was joined by sev- eral NFL players, including teammates Shann Schillinger, William Moore and Thomas De- Coud.
- » Participated in Fashion Funds the Cure, a fash- ion show to benefit the Rally Foundation, a local childhood cancer research foundation. Falcons players served as escorts and models with local children who have been afflicted with cancer.
- » In 2010, was a participant in the Atlanta Fal- cons Rookie Club sponsored by UnitedHealth- care of Georgia, this program gives the players the opportunity to take part in several chari- table events.

PERSONAL



- » Attended Jasper High School and was named the Texas District 22-3A Player of the Year as a senior after recording 98 tackles, eight tackles for loss, four sacks and two interceptions.
- » Added second-team all-state honors while competing as a receiver. Finished with 27 catches for 428 yards and seven touchdowns.

WEATHERSPOON'S CAREER STATISTICS

YEAR	GP/GS	TK	SO	AST	SK	YDS	INT	YDS	LG	TD	PD	FF	FR	YDS	TD
2010	ATL	11/5	52	38	14	1.0	9.0	0	0	0	1	0	0	0	0
2011	ATL	16/16	127	86	41	4.0	35.0	0	0	0	8	0	1	0	0
2012	ATL	13/13	114	84	30	3.0	10.0	1	6	6	4	1	1	0	0
2013	ATL	7/7	34	28	6	0.0	0.0	1	71	0	1	1	0	0	0
2015	ARI	14/0	11	9	2	0.0	0.0	0	0	0	0	0	0	0	0
2016	ATL	1/0	4	3	1	0.0	0.0	0	0	0	0	0	0	0	0
TOTAL		62/41	342	248	94	8.0	54.0	2	77	6	14	2	2	0	0

WEATHERSPOON'S BEST GAMES

TACKLES	SACKS	FORCED FUMBLES	FUMBLE RECOVERIES
13 at TB (9/25/11)	1.0, Eight Times	1 at SD (9/23/12)	1, Two Times
12, Two Times	Last at WAS (10/7/12)		Last vs. DEN (9/17/11)
Last at WAS (10/7/12)			

14	<div><div>ERIC WEEMS</div><div>WIDE RECEIVER</div><div>BETHUNE-COOKMAN</div><div>7TH YEAR WITH FALCONS</div></div>			<div><div></div></div>	
	<div><div>HEIGHT:</div><div>5'9"</div></div>	<div><div>WEIGHT:</div><div>195</div></div>	<div><div>BIRTHDATE:</div><div>7/4/85</div></div>	<div><div>NFL EXP:</div><div>10 YRS</div></div>	

TRANSACTIONS

- » Originally signed by Atlanta as an undrafted rookie free agent on May 1, 2007.
- » Signed to the Atlanta practice squad following the 2007 training camp and was elevated to the 53-man roster for the final regular season game.
- » Waived by the Falcons at the end of the 2008 training camp on August 30 and signed to the Atlanta practice squad the following day. Signed to the Atlanta active roster on November 19, 2008.
- » Signed by the Falcons as a free agent on July 30, 2011.

2016 (FALCONS)

- » Returned two punts for 22 yards and three kickoffs for 85 yards against Tampa Bay (9/11). Averaged 28.3 yards per kickoff return, which ranked fourth in the NFL after Week 1.

2015 (FALCONS)

- » Played in all 16 games seeing action at wide receiver and serving as the kick and punt returner. Returned 19 punts for 221 yards and averaged 11.6 yards per return. Also logged 403 yards on 15 kickoff returns, averaging 26.9 yards per return, and posted eight special teams tackles.
- » Saw action at wide receiver and on special teams against Houston (10/4). Returned two punts for 29 yards with an 18-yard long return. Also returned one kickoff for 29 yards, his longest return of the year.
- » Returned two punts for 23 yards and two kickoffs for 58 yards against Tampa Bay (11/1). Posted a season-long 24 yard punt return.
- » Averaged 19 yards on four punt returns and 28.8 yards on four kickoff returns at San Francisco (11/8). His 191 total return yards were a career high.

CAREER

- » In nine seasons, has seen action in 119 games with seven starts. Earned his first Pro Bowl selection in 2010 as a special teamer. Has recorded 1,036 punt return yards on 97 punt returns (10.7 ypr) with one touchdown and 3,621 kick-off return yards on 148 returns (24.5 ypr) with one touchdown. Offensively, has posted 38 receptions for 353 yards with four scores.
- » Played in all 16 games in 2014. Saw action mostly on special teams. Recorded 10 receptions for 102 yards, which was a career high, and two touchdowns. Recorded 11 special teams tackles, one forced fumble and two fumble recoveries.
- » Caught a five yard touchdown pass, his first of the season. Also saw action on special teams at Green Bay (12/8/14).
- » Played in all 16 games as a core member of the Bears special teams units in 2013 tallying 13 special teams tackles. Returned five kickoffs for 57 yards with a long of 19 yards. Also added one reception for eight yards.
- » Appeared in 16 games with one start in first season with the Bears in 2012. Returned 13 kicks for 231 yards (17.8 avg). Also added 12 special teams tackles and recorded two catches for 27 yards.
- » Set an NFL postseason record with a 102-yard kickoff return touchdown in Atlanta's 2011 Divisional playoff game against Green Bay.
- » Set a Falcons franchise record with a 102-yard kickoff return touchdown at Tampa Bay in 2010.
- » Competed in all 16 games with four starts serving as a wide receiver and the team's punt and kickoff returner in 2010. Totaled six receptions for 61 yards, 40 kickoff returns for 1,100 yards and one touchdown as well as 18 punt returns for 230 yards and one touchdown.

- » Earned his first career Pro Bowl selection after ranking third in the NFL in kickoff return average and posting both one kickoff return touchdown and one punt return touchdown.
- » Earned NFC Special Teams Player of the Week honors after notching a franchise record 102-yard kickoff return for a touchdown at Tampa Bay (12/5/10). His return sparked the Falcons to a 28-24 come-from-behind win against their NFC South rivals.
- » Named to the PFW/PFWA All-NFL Team after posting a 27.5-yard kickoff return average and leading the team with 16 special teams tackles.
- » Appeared in all 16 games in 2009. Posted a career-high 1,214 kickoff return yards, which ranked eighth in NFL and fourth in NFC. Added 270 yards on 27 punt returns, 10 special teams tackles, and six receptions for 50 yards (8.3 ypr) with two touchdowns. Also logged eight carries for 53 yards (6.6 ypc).
- » Was named NFC Special Teams Player of the Month in December (2010) after posting a franchise record 102-yard kickoff return for a touchdown and a 55-yard punt return for a touchdown. Weems also added five special teams tackles during the month.
- » Appeared in all 16 games in 2009. Posted a career-high 1,214 kickoff return yards, which ranked eighth in NFL and fourth in NFC. Added 270 yards on 27 punt returns, 10 special teams

tackles, and six receptions for 50 yards (8.3 ypr) with two touchdowns. Also logged eight carries for 53 yards (6.6 ypc).

- » Played in six games in 2008, posting three special teams tackles, a 19-yard punt return, and a four-yard reception.

COLLEGE

- » Posted 178 receptions for 2,533 yards with 19 touchdowns in 42 games as a member of the Bethune-Cookman Wildcats.
- » Recorded career highs in catches (62), receiving yards (864) and touchdowns (nine) as a senior in 2006 and tallied the sixth-most touchdowns scored in a single season in MEAC history (10).

PERSONAL

- » Prepped at Seabreeze (Ormond Beach, FL) High School where he was named an all-state and all-area performer.
- » Earned team MVP honors as a senior after collaring 97 tackles and two sacks as a defensive back.
- » Participated in basketball and earned all-area honors by averaging 23.5 points per game with four steals and nine rebounds.

WEEMS' CAREER STATISTICS											
		RECEIVING					RUSHING				
YEAR	GP/GS	REC	YDS	AVG	LG	TD	ATT	YDS	AVG	LG	TD
2007 ATL	1/0	0	0	0.0	0	0	0	0	0.0	0	0
2008 ATL	6/0	1	4	4.0	4	0	0	0	0.0	0	0
2009 ATL	16/0	6	50	8.3	30t	2	8	53	6.6	31	0
2010 ATL	16/4	6	61	10.1	18	0	0	0	0.0	0	0
2011 ATL	16/2	11	90	8.2	18	0	0	0	0.0	0	0
2012 CHI	16/1	2	27	13.5	18	0	0	0	0.0	0	0
2013 CHI	16/0	1	8	8.0	8	0	0	0	0.0	0	0
2014 ATL	16/0	10	102	10.2	40	2	0	0	0.0	0	0
2015 ATL	16/0	1	11	11.0	11	0	1	4	4.0	4	0
2016 ATL	1/0	0	0	0.0	0	0	0	0	0.0	0	0
TOTALS	120/7	38	353	9.3	40	4	9	57	6.3	31	0

WEEMS' RETURN STATISTICS												
			PUNT RETURNS					KICKOFF RETURNS				
YEAR	NO		FC	YDS	AVG	LG	TD	NO	YDS	AVG	LG	TD
2008	ATL	0	0	0	0.0	0	0	1	19	19.0	19	0
2009	ATL	27	14	270	10.0	28	0	48	1,214	25.3	62	0
2010	ATL	18	19	230	12.8	55t	1	40	1,100	27.5	102t	1
2011	ATL	32	19	315	9.8	42	0	24	563	23.5	37	0
2012	CHI	1	1	0	0.0	0	0	13	231	17.8	27	0
2013	CHI	0	1	0	0.0	0	0	5	57	11.4	19	0
2014	ATL	0	0	0	0.0	0	0	2	34	17.0	17	0
2015	ATL	19	16	221	11.6	41	0	15	403	26.9	50	0
2016	ATL	2	3	22	11.0	13	0	3	85	28.3	34	0
TOTALS		97	70	1036	10.7	55t	1	148	3,621	24.5	102t	1

- » Additional Statistics: Totaled three special teams tackles in 2008, 10 special teams stops in 2009, a team high 16 special teams tackles in 2010, and eight special teams tackles in 2015.
- » Recorded an NFL Playoff record 102-yard kickoff return touchdown in Atlanta's 2011 Divisional Round playoff game against Green Bay



Eric Weems set a franchise record with a 102-yard kickoff return TD in the 2011 Divisional playoff.

41

PHILIP WHEELER

LINEBACKER

GEORGIA TECH
2ND YEAR WITH FALCONS



HEIGHT:
6'2"

WEIGHT:
245

BIRTHDATE:
12/12/84

NFL EXP:
9 YRS

ACQUIRED:
FA-'15

TRANSACTIONS

- » Originally selected by the Indianapolis Colts in the third round (93rd overall) of the 2008 NFL Draft out of Georgia Tech.
- » Was signed by the Oakland Raiders on March 30, 2012.
- » Signed by the Miami Dolphins on March 12, 2013.
- » Signed by the San Francisco 49ers on April 30, 2015.
- » Signed by the Atlanta Falcons as a free agent on October 20, 2015.
- » Re-signed by the Falcons on March 24, 2016.

2016 (FALCONS)

- » Saw action on defense and special teams posting one tackle against Tampa Bay (9/11).

2015 (FALCONS)

- » Saw action in nine games with two starts. Collared 29 tackles (21 solo), one sack, and one forced fumble.
- » Saw action at linebacker and collared two tackles and his first sack as a Falcon at Jacksonville (12/20). Dropped QB Blake Bortles for a five-yard loss to run his career sack total to 6.5.
- » Notched three tackles against Carolina (12/27). Helped the defense hold the Panthers to their lowest point total of the season (13) and limit QB Cam Newton to 4.7 yards per pass attempt, his lowest mark of the year.

CAREER

- » Has played in 117 games with 62 starts over eight NFL seasons. Has tallied 485 tackles (330) with 6.5 sacks, 22 tackles for loss, five forced fumbles, two fumble recoveries, and 15 passes defended.

- » Wheeler played in 61 games with 24 starts for the Colts, and recorded 141 total tackles (62 solo), touchdown and 3,218 kickoff return yards on 133 returns (24.2 ypr) with one touchdown. Offensively, has posted 37 receptions for 342 yards with four scores.
- » Spent the 2014 and 2015 seasons with the Dolphins, where he played in 31 games with 20 starts and posted 164 total tackles (118 solo).
- » Started all 16 games in 2012 for the Raiders, tallying 109 total tackles, three sacks and two forced fumbles.
- » Notched a career-high 10 tackles (eight solo) and his first career sack, dragging down Cardinals QB Derek Anderson in a win against Arizona (9/19/10).
- » Posted nine tackles (eight solo) in his NFL debut at Pittsburgh (9/12/10).

COLLEGE


- » A standout linebacker at Georgia Tech, Wheeler began his career as an outside linebacker before moving to the middle. He was a member of the 2007 preseason watch list for the Bednarik, Nagurski and Lombardi awards.
- » Started 38 career games including 27 consecutive and played in 51 career games. Was selected to play in the Senior Bowl, where he made three solo tackles.
- » Started all 13 games in 2007 and rarely came out of a game. Led the team in total tackles (89) - 11 more than any other Yellow Jacket - 46 of his 89 tackles were solos. Also ranked among the team leaders in TFLs (9.0).
- » Was Tech's leader in sacks with 9.0 and tackles for loss (14.5), ranking fourth in the ACC in both categories in 2006. His nine sacks equaled the 10th-best season total in school history. Also ranked second on the team in tackles with 89. Added five pass breakups, two fumble recoveries and one forced fumble.

COLLEGE

- » First-team all-state selection in Class AAAA by the Atlanta Journal-Constitution. Also named an Honorable mention all-region selection by PrepStar. Recorded 106 tackles with 34 tackles for loss and five forced fumbles as a senior.

Was a team captain and four-year letterman for coach Charles Flowers at Shaw High where he helped his team to state title as a sophomore.

- » Mother is Phyllis Dent . . . Born Dec. 12, 1984.
- » Majored in management.

<div>55</div> <div> PAUL WORRILOW LINEBACKER DELAWARE 4TH YEAR WITH FALCONS </div>				
HEIGHT: 6'0"	WEIGHT: 230	BIRTHDATE: 5/1/90	NFL EXP: 4 YRS	ACQUIRED: CFA-'13

TRANSACTIONS

- » Signed by the Falcons as a college free agent on April 29, 2013.

2016 (FALCONS)

- » Saw action on defense and special teams against Tampa Bay (9/11). Posted one quarterback hit.

2015 (FALCONS)

- » Started 15 games and led the team with 98 tackles (65). Added two interceptions, one forced fumble, one fumble recovery, and three passes defensed.
- » Notched a game-high 13 tackles (nine solo) against Philadelphia (9/14). Posted double-digit tackles for the 14th time in his career.
- » Posted three tackles (two solo) at New York (9/20). Helped anchor a run defense that held the Giants to under 100 yards on the ground.
- » Started a middle linebacker and notched five tackles at Dallas (9/27). Helped to anchor a defense that held the Cowboys to 52 total net yards in the second half, including minus-four rushing yards.
- » Started at middle linebacker and recorded nine tackles (eight solo) with one tackle for loss against Washington (10/11). Helped the Falcons defense hold the Redskins to 51 rushing yards and 2.1 yards per carry.
- » Notched his first career INT at Tennessee (10/25). Picked off QB Zach Mettenberger at the Falcons four-yard line to keep the Titans off the scoreboard at the end of the first half. Finished the game with five tackles and two passes defensed.

- » Started at linebacker and posted six tackles (four solo) with one interception and one fumble recovery against Indianapolis (11/22). Picked off QB Matt Hasselbeck's first pass attempt of the game and recovered a fumble on the Colts second drive.

- » Led the team with 10 total tackles (six solo) with one tackle for loss and one forced fumble at Tampa Bay (12/6). Posted double-digit tackles for the second time in 2015 and the 17th time in his career.

CAREER

- » In three seasons with the Falcons, has seen action in 47 games with 43 starts while totaling 390 tackles (249 solo), four sacks, two interceptions, two forced fumbles, and three fumbles recoveries.
- » Started all 16 games and lead the team with 155 total tackles (92 solo), two sacks and two forced fumbles in 2014. Continued to build on his impressive rookie season with eight double-digit tackle games, which was a team high.
- » Played in 16 games with 12 starts in 2013. Posted a team-high 137 total tackles (92 solo) after notching 21 total tackles in the first seven games. According to Stats LLC., his back-to-back 19-tackle performances were tied for the best single-game total by any Falcon defender since 1994.
- » Became the first undrafted rookie to lead the team in tackles in 2013.
- » Was the third rookie to lead the team in tackles joining Tommy Nobis (1966), Buddy Curry (1980), Rick Bryan (1984).
- » Joined Falcons Ring of Honor member Jessie Tuggle as the only players in franchise history to record 15-or-more tackles twice in one season (since 1994).

- » According to Stats LLC., his 19 tackles were the third-most in a single game in 2013 behind Carolina's LB Luke Kuechly & Buffalo's LB Kiko Alonso.

COLLEGE

- » Was a four-year starter at linebacker for the University of Delaware.
- » Led the Blue Hens with 107 total tackles (57 solo) in 2012 while adding nine tackles for loss and three sacks.

PERSONAL

- » Played linebacker, running back, and offensive guard at Concord High School in Wilmington, DE. Was named state Defensive Player of the Year as a senior and led Concord to the 2006 state Division II title and a berth in the state semifinals in 2005 and 2007.
- » Was a nominee for the Allstate AFCA Good Works team for outstanding community service. Majored in history education.

WORRILOW'S CAREER STATISTICS

YEAR	GP/GS	TK	SO	AST	SK	YDS	INT	YDS	LG	TD	PD	FF	FR	YDS	TD
2013	ATL 16/12	137	92	45	2.0	7.0	0	0	0	0	1	0	0	0	0
2014	ATL 16/16	155	92	63	2.0	11.0	0	0	0	0	2	2	0	0	0
2015	ATL 15/15	98	65	33	0.0	0.0	2	22	11	0	3	1	1	0	0
2016	ATL 1/0	0	0	0	0.0	0.0	0	0	0	0	0	0	0	0	0
TOTAL	48/43	390	249	141	4.0	18.0	2	22	11	0	6	2	1	0	0

WORRILOW'S DOUBLE-DIGIT TACKLE GAMES

DATE	OPP	TCK	DATE	OPP	TCK
12/6/15	@ TB	10	9/7/14	NO	17
9/14/15	PHI	13	12/29/13	CAR	13
12/21/14	@ NO	10	12/8/13	@ GB	12
12/14/14	PIT	11	12/1/13	@ BUF	10
11/16/14	@ CAR	10	11/21/13	NO	10
11/9/14	@ TB	11	11/17/13	@ TB	16
10/19/14	@ BAL	10	11/10/13	SEA	19
10/5/14	@ NYG	14	11/3/13	@ CAR	19
9/14/14	@ CIN	14			




LB Paul WorriLOW notched the first INT of his career on 10/25/15 at Tennessee.



2016 ATLANTA FALCONS

ROOKIES

RISE UP

<div>22</div> <div> KEANU NEAL SAFETY FLORIDA </div>				
HEIGHT:	WEIGHT:	BIRTHDATE:	NFL EXP:	ACQUIRED:
6"1'	216	7/26/95	R	D1-'16

TRANSACTIONS

- » Selected by the Falcons in the first round (17th overall) of the 2016 NFL Draft.

COLLEGE

- » Started 19 of the 34 games he played in during his three years as a Gator. During his first year as a starter in 2014 he racked up 45 total tackles and three interceptions, which was the second highest total on the team. Two of those interceptions that season came against the University of Kentucky, which became a new career high for most interceptions in a game.
- » Played in 12 games and started 11 times at safety as a senior in 2015. Finished third on the team with 96 total tackles, including a team-high 51 solo tackles. Had 3.5 tackles-for-loss and 2.0 sacks on the year. Posted a career high 14 tackles against Tennessee and at LSU. Led the team in tackles five times on the season.
- » Played in 10 games, starting eight times at safety in 2014. Totaled 45 tackles on the season and ranked second with three interceptions. Earned Honorable Mention CFPA Defensive Back of the Week honors after his performance at Alabama, leading the team with 10 tackles while forcing a fumble and returning a fumble 49 yards for a touchdown. Also led the team

in tackles against Missouri (10 tackles) and East Carolina (8). Named to the SEC Academic Honor Roll.

- » Played in all 12 games as a true freshman in 2013. Was a key member on special teams who tied for the team lead with five special teams tackles. Also saw time as a backup at safety.
- » Joined Florida teammate Vernon Hargreaves III to become the second set of SEC defensive backs from the same school to be selected during the first round of the NFL Draft.

COLLEGE

- » Totaled over 70 tackles and had four interceptions as a senior at South Sumter. Was an All-State selection as a junior. Invited to "The Opening", an all-star summer prospect camp held on the Nike Campus.
- » As a junior, Neal had 151 tackles (68 solo, 83 assists), four interceptions, one of which he returned 20 yards for a touchdown, as well as four forced fumbles, five pass deflections and one offensive touchdown as a goal-line full-back.
- » Picked the Gators over offers from UCF, USF, Duke, Georgia Tech, Kentucky and South Carolina...Coached by Inman Sherman.

NEAL'S COLLEGE STATISTICS																
YEAR	GP/GS	TK	SO	AST	SK	YDS	INT	YDS	LG	TD	PD	FF	FR	YDS	TD	
2013	UF	12/0	5	3	2	0.0	0.0	0	0	0	0	0	0	0	0	0
2014	UF	10/8	45	25	20	0.0	0.0	3	0	0	0	7	1	1	0	0
2015	UF	12/11	96	51	45	2.0	25.0	1	0	0	0	2	1	0	0	0
TOTAL	34/19	146	79	67	2.0	25.0	4	0	0	0	9	2	1	0	0	

45	DEION JONES LINEBACKER LOUISIANA STATE UNIVERSITY				
	HEIGHT:	WEIGHT:	BIRTHDATE:	NFL EXP:	ACQUIRED:
	6"1'	227	11/4/94	R	D2-'16

TRANSACTIONS

- » Selected by the Falcons in the second round (52nd overall) of the 2016 NFL Draft.

2016 (FALCONS)

- » Started at linebacker in his NFL debut against Tampa Bay (9/11). Posted six tackles (five solo) with one quarterback hit.

COLLEGE

- » Played in 51 games with 12 starts, with 11 of those starts coming last season during his senior year for the Tigers. Jones made the most of his senior season by leading LSU in tackles with 100. He recorded a total of 165 tackles, 21.0 tackles for loss, and 5.0 sacks during his career in Baton Rouge.
- » Earned recognition as a permanent team captain for the 2015 season in a post-season vote by the team. Was also named LSU's defensive MVP for 2015, along with defensive back Jamal Adams.
- » Played in all 12 games with 11 starts as a senior in 2015. Named one of five finalists for the Butkus Award, which is given annually to the top linebacker in college football.
- » Led Tigers with 100 tackles and 13.5 tackles for loss. Also added 5.0 sacks, six QB hurries and a pair of interceptions. Posted double-digit tackles in six of LSU's 12 games, including a career-best 14 stops against Ole Miss.
- » Saw action in all 13 games and started at Will linebacker in place of Kwon Alexander versus Louisiana Monroe during his junior season in 2014. Tallied 27 total tackles and 3.5 tackles for a loss. His eight special teams tackles ranked third on the team.
- » Played in all 13 games as a sophomore in 2013. Continued to make his mark as a hard-hitting player on kickoff coverage. Tallied 15 total tackles.

2016 GAME-BY-GAME STATISTICS

DATE	OPP	TK	SO	SK	YDS	INT	YDS	FF	FR	PD
9/11	TB	6	5	0.0	0.0	0	0	0	0	0
9/18	@OAK	-	-	-	-	-	-	-	-	-
9/26	@NO	-	-	-	-	-	-	-	-	-
10/2	CAR	-	-	-	-	-	-	-	-	-
10/9	@DEN	-	-	-	-	-	-	-	-	-
10/16	@SEA	-	-	-	-	-	-	-	-	-
10/23	SD	-	-	-	-	-	-	-	-	-
10/30	GB	-	-	-	-	-	-	-	-	-
11/3	@TB	-	-	-	-	-	-	-	-	-
11/23	@PHI	-	-	-	-	-	-	-	-	-
11/27	ARI	-	-	-	-	-	-	-	-	-
12/4	KC	-	-	-	-	-	-	-	-	-
12/11	@LA	-	-	-	-	-	-	-	-	-
12/18	SF	-	-	-	-	-	-	-	-	-
12/24	@CAR	-	-	-	-	-	-	-	-	-
1/1	NO	-	-	-	-	-	-	-	-	-
TOTALS		6	5	0.0	0.0	0	0	0	0	0
CAREER		6	5	0.0	0.0	0	0	0	0	0


- » Saw action in 13 games as a true freshman. Made an impact on kickoff coverage and finished the year with 23 tackles, most of which came on special teams. Also added three tackles for loss and recovered a fumble.

PERSONAL

- » Led Jesuit High School to one of the best seasons in school history as a senior, finishing 12-1 and reaching the quarterfinals of the 5A playoffs. Named LSWA Class 5A Outstanding Defensive Player and first-team All-State in 2011 after posting 179 tackles, eight sacks, five forced fumbles, three interceptions and three fumble recoveries.
- » Named the New Orleans 5A Catholic League Defensive Player of the Year in 2011. Also named to the New Orleans Times-Picayune 2012 Blue Chip list and was listed on the 2011 Jackson Clarion Herald Elite Football Team in addition to earning the New Orleans Times-Picayune Metro Defensive Player of the Year award.
- » Parents are Cal and Tahonas Jones. Nicknamed "Debo". Has a sister, Cassidy. Majored in sport administration.

JONES' CAREER STATISTICS																
YEAR		GP/GS	TK	SO	AST	SK	YDS	INT	YDS	LG	TD	PD	FF	FR	YDS	TD
2016	ATL	1/1	6	5	1	0.0	0.0	0	0	0	0	0	0	0	0	0
TOTAL		1/1	6	5	1	0.0	0	0	0	0	0	0	0	0	0	0

JONES' COLLEGE STATISTICS																
YEAR		GP/GS	TK	SO	AST	SK	YDS	INT	YDS	LG	TD	PD	FF	FR	YDS	TD
2012	LSU	13/0	23	8	15	0.0	0.0	0	0	0	0	0	0	1	0	0
2013	LSU	13/0	15	6	9	0.0	0.0	0	0	0	0	0	0	0	0	0
2014	LSU	13/1	27	9	18	0.0	0.0	0	0	0	0	1	0	1	0	0
2015	LSU	12/11	100	57	43	5.0	37.0	2	26	26	0	3	1	0	0	0
TOTAL		51/12	165	80	85	5.0	37	2	26	26	0	4	1	2	0	0

81	AUSTIN HOOPER TIGHT END STANFORD				
	HEIGHT: 6"4'	WEIGHT: 254	BIRTHDATE: 10/29/94	NFL EXP: R	ACQUIRED: D3-'16

TRANSACTIONS

- » Selected by the Falcons in the third round (81st overall) of the 2016 NFL Draft.

2016 (FALCONS)

- » Made his NFL debut against Tampa Bay (9/11), catching one pass for 14 yards.

COLLEGE


- » Played in 27 games in his two years as a Cardinal. Caught 74 passes for 937 yards and eight touchdowns during his career.
- » During his sophomore year in 2015, Hooper was a Mackey Award finalist and was selected to the All-Pac 12 first team. He recorded 34 catches for 438 yards and six receiving touchdowns during his final year at Stanford.
- » Also earned third team All-America honors from the AP and second team honors from Phil Steele.
- » Earned freshman All-American and second-team All-Pac 12 honors in 2014 after posting 40 catches for 499 yards and two touchdowns.

PERSONAL

- » Attended De La Salle (Calif.) while playing for head coach Bob Ladouceur. Was a 2012 Tacoma News Tribune Western 100 and a two-time San Francisco Chronicle all-Metro selection.
- » Led De La Salle to the 2010, 2011 and 2012 CIF Open Division state titles. De La Salle went 15-0 and ranked No. 1 nationally by ESPN and MaxPreps in 2012.
- » Caught 11 passes for 293 yards and three touchdowns with 39 tackles and 8.0 sacks in 2012. Posted nine catches for 182 yards and two touchdowns with 46 tackles and 10.5 sacks in 2011.
- » Lettered in track and field and was all-league in the shot put with a 57-8 personal best.
- » Born in San Mateo, Calif. His full name is Austin Manuel Hooper. Parents are Michael and Lillian Hooper. His father played football at San Diego State while his uncle also played at Stanford. His brother, Justin, plays baseball at UCLA. Majored in Psychology.

HOOPER'S CAREER STATISTICS											
		RECEIVING					RUSHING				
YEAR	GP/GS	REC	YDS	AVG	LG	TD	ATT	YDS	AVG	LG	TD
2016 ATL	1/0	1	14	14.0	14	0	0	0	0.0	0	0
TOTALS	1/0	1	14	14.0	14	0	0	0	0.0	0	0

HOOPER'S COLLEGE STATISTICS											
		RECEIVING					RUSHING				
YEAR	GP/GS	REC	YDS	AVG	LG	TD	ATT	YDS	AVG	LG	TD
2014 STAN	13/10	40	499	12.5	37	2	0	0	0.0	0	0
2015 STAN	14/-	34	438	12.9	42	6	0	0	0.0	0	0
TOTALS	27/10	74	937	12.7	42	8	0	0	0.0	0	0

59	DE'VONDRE CAMPBELL LINEBACKER MINNESOTA				
	HEIGHT: 6"5'	WEIGHT: 239	BIRTHDATE: 7/1/93	NFL EXP: R	ACQUIRED: D4-'16

TRANSACTIONS

- » Selected by the Falcons in the fourth round (115th overall) of the 2016 NFL Draft.

2016 (FALCONS)

- » Started at linebacker in his NFL debut against Tampa Bay (9/11). Posted four tackles (four solo) with one tackle for loss.

COLLEGE

- » Played in 39 games with 27 starts during his three years with the Gophers. He finished his career at Minnesota with 208 tackles, 16 tackles for loss, and 6.5 sacks.
- » During his senior season, Campbell was named All-Big Ten Honorable Mention after recording a team high four sacks, and posting three straight games with double-digit tackles.
- » In 2015, competed in 13 games and started 11. finished third on the team with 92 tackles, including 6.5 tackles for loss (team-high 4.0 sacks). Broke up three passes to go along with an interception and forced fumble.
- » Started all 13 games as a junior in 2014 and was named an Academic All-Big Ten selection. Finished third on the team with 75 tackles and added 6.5 tackles for loss with 2.5 sacks. Recovered three fumbles, returned an interception for a touchdown, and broke up one pass.
- » Played in 13 games and started three as a sophomore. Notched 41 tackles, including 3.0 tackles for loss. Broke up one pass and forced one fumble. Made his Minnesota debut against UNLV after transferring from Hutchinson Community College. Recorded three solo tackles, including one tackle for loss in that game.

2016 GAME-BY-GAME STATISTICS

DATE	OPP	TK	SO	SK	YDS	INT	YDS	FF	FR	PD
9/11	TB	4	4	0.0	0.0	0	0	0	0	0
9/18	@OAK	-	-	-	-	-	-	-	-	-
9/26	@NO	-	-	-	-	-	-	-	-	-
10/2	CAR	-	-	-	-	-	-	-	-	-
10/9	@DEN	-	-	-	-	-	-	-	-	-
10/16	@SEA	-	-	-	-	-	-	-	-	-
10/23	SD	-	-	-	-	-	-	-	-	-
10/30	GB	-	-	-	-	-	-	-	-	-
11/3	@TB	-	-	-	-	-	-	-	-	-
11/23	@PHI	-	-	-	-	-	-	-	-	-
11/27	ARI	-	-	-	-	-	-	-	-	-
12/4	KC	-	-	-	-	-	-	-	-	-
12/11	@LA	-	-	-	-	-	-	-	-	-
12/18	SF	-	-	-	-	-	-	-	-	-
12/24	@CAR	-	-	-	-	-	-	-	-	-
1/1	NO	-	-	-	-	-	-	-	-	-
TOTALS		4	4	0.0	0.0	0	0	0	0	0
CAREER		4	4	0.0	0.0	0	0	0	0	0

PERSONAL

- » Helped lead Hutchinson Community College to a 9-3 record and a win in the 2012 Salt City Bowl. Collared 83 tackles (25 solo), averaging 6.9 tackles per game. Recorded eight tackles for loss, 3.5 sacks, four passes defended and one fumble recovery. Also returned an interception 34 yards for a touchdown.
- » Son of Luther and Cathryn Campbell. Earned his degree in business and marketing education and is currently working on his certificate program in human resource development.

CAMPBELL'S CAREER STATISTICS																
YEAR		GP/GS	TK	SO	AST	SK	YDS	INT	YDS	LG	TD	PD	FF	FR	YDS	TD
2016	ATL	1/1	4	4	0	0.0	0.0	0	0	0	0	0	0	0	0	0
TOTAL		1/1	4	4	0	0.0	0.0	0	0	0	0	0	0	0	0	0

CAMPBELL'S COLLEGE STATISTICS																
YEAR		GP/GS	TK	SO	AST	SK	YDS	INT	YDS	LG	TD	PD	FF	FR	YDS	TD
2013	MIN	13/3	39	25	14	0.0	0.0	0	0	0	0	0	1	0	0	0
2014	MIN	13/13	75	49	26	2.5	0.0	1	30	30	0	1	0	3	0	0
2015	MIN	13/11	92	53	39	4.0	0.0	1	-3	-3.0	0	3	1	0	0	0
TOTAL		39/27	206	127	79	6.5	0.0	2	30	30	0	4	2	3	0	0

71	WES SCHWEITZER GUARD SAN JOSE STATE			
HEIGHT: 6"5'	WEIGHT: 314	BIRTHDATE: 9/11/93	NFL EXP: R	ACQUIRED: D6-'16

TRANSACTIONS

- » Selected by the Falcons in the sixth round (195th overall) of the 2016 NFL Draft.

2016 (FALCONS)

- » Inactive for the season opener against Tampa Bay (9/11).


COLLEGE

- » Played in 38 games for the Spartans, including 37 straight between 2013 and 2015.
- » During his senior season, blocked for a team that averaged 27.9 points per game, 182.9 rushing yards per game and 221.7 passing yards per game. Was one of four co-captains on last year's team and was a four-time academic all-conference honoree.
- » Played in all 13 games in 2014 and anchored a unit that had three freshman starters. Named the team's Scholar-Athlete for the third year in a row
- » One of three offensive linemen to play and start all 12 games in 2013. Was a key member of an offensive line that helped set a school record, averaging 493.2 yards of total offense per game.

- » Played in seven games with one start at left tackle as a redshirt freshman in 2012. Named the team's Scholar-Athlete at the team's annual awards banquet..

PERSONAL

- » Helped lead Hutchinson Community College to a 9-3 record and a win in the 2012 Salt City Bowl. Collared 83 tackles (25 solo), averaging 6.9 tackles per game. Recorded eight tackles for loss, 3.5 sacks, four passes defended and one fumble recovery. Also returned an interception 34 yards for a touchdown.
- » A versatile offensive lineman at Chaparral High in Scottsdale, Ariz. Led his teams to a combined 27-1 win-loss record in 2009 and 2010 in Class 5A2 competition. As a senior, was an all-state selection by multiple outlets and was a first team all-city and all-region player.

<div>87</div>	<div> DEVIN FULLER WIDE RECEIVER UCLA </div>			
HEIGHT: 6"0'	WEIGHT: 200	BIRTHDATE: 1/29/94	NFL EXP: R	ACQUIRED: D7-'16

TRANSACTIONS

- » Selected by the Falcons in the seventh round (238th overall) of the 2016 NFL Draft.


COLLEGE

- » Saw action in 45 games during his four year tenure with UCLA. Racked up 146 catches for 1,322 yards, while also hauling in 10 touchdowns as a Bruin.
- » Fuller's 146 career receptions ranked sixth on UCLA's all-time list. Fuller also saw action as a kickoff and punt returner, racking up 969 career return yards.
- » Saw action in 11 games and made seven starts in 2015. One of the top kick returners in the nation, returning 12 punts for an 11.8-yard average and 17 kickoffs for a 24.2-yard mark. Presented the Captain Don Brown Memorial Award for Most Improved Player (Offense) at the annual team banquet.
- » In 2014, ranked second on the team with 59 catches, the 10th-highest single season total in school history. His 93-yard scoring reception against Utah was tied for the second-longest in school history. He had at least four catches in nine games.
- » Ranked second on the team with 43 catches and four touchdown receptions in 2013. Played in 12 games and made 10 starts, earning honorable mention all-conference honors. Returned eight kickoffs for a 28.0-yard average. Also threw a touchdown pass to QB Brett Hundley at Utah.
- » Saw action in nine games, with two starts, at receiver in 2012. Made 20 catches for 145 yards and two scores. Returned nine kickoffs for an 18.6-yard average and a long of 36 yards. Set a Bruin true freshman record with seven catches in the Pac 12 Championship Game for a total of 42 yards.

PERSONAL

- » Played four varsity seasons at Northern Valley Regional HS for coach Brian Dunn as a quarterback and defensive back. Given a four-star ranking according to scout.com and was the nation's No. 3 quarterback.
- » Played in the U.S. Army AllAmerica Bowl and earned All-America honors from Tom Lemming and SuperPrep. Was also a Maxwell Award finalist. Finished his career with over 10,000 yards of total offense (6,148 passing, 4,589 rushing) and 118 touchdowns (58 passing, 60 rushing). Also made 40 tackles and two interceptions as a defensive back.
- » As a senior, he completed 127 of 195 passes for 2,247 yards and 20 touchdowns, nine interceptions. Added 120 rushes for 1,326 yards and 17 touchdowns.
- » As a junior, he completed 95 of 143 passes for 1,886 yards and 20 touchdowns, five interceptions while also rushing for 2,306 yards and 32 touchdowns.
- » Earned four letters in track (100-10.7, 200-21.6 and 400m- 48.0). Also earned one letter in basketball.
- » Lists his biggest thrill in sports as throwing a touchdown pass in the state championship game with 23 seconds left. Hobbies include music and staying active. Enjoys singing and is interested in a possible broadcasting career. Was a Sociology major at UCLA.

FULLER'S CAREER STATISTICS											
		RECEIVING					RUSHING				
YEAR	GP/GS	REC	YDS	AVG	LG	TD	ATT	YDS	AVG	LG	TD
2012 UCLA	9/2	20	145	7.3	-	2	1	0	0.0	-	0
2013 UCLA	12/10	43	471	11.0	-	4	4	8	2.0	-	1
2014 UCLA	13/-	59	447	7.6	99t	1	1	-2	-2.0	-	0
2015 UCLA	11/7	24	259	10.8	-	3	0	0	0.0	-	0
TOTALS	45/19	146	1,322	9.1	99t	10	6	6	1.0	-	1

<div>82</div> <div>JOSHUA PERKINS</div> <div>TIGHT END</div> <div>WASHINGTON</div>				
HEIGHT:	WEIGHT:	BIRTHDATE:	NFL EXP:	ACQUIRED:
6'3"	223	8/5/93	R	FA-'16

TRANSACTIONS

- » Signed by the Atlanta Falcons as a college free agent following the 2016 NFL Draft.

2016 (FALCONS)

- » Inactive for the season opener against Tampa Bay (9/11).

COLLEGE

- » Played in all 13 games, starting eight as a senior in 2015... earned honorable mention All-Pac-12 ... named a midseason All-America first-teamer by SI.com.

PERSONAL

- » Attended Gahr High School and during his senior year he was a First-team all-area selection. He caught 70 passes for 1,072 yards and 11 touchdowns ... in top game of senior season, caught 12 passes for 170 yards and two scores.

30	BRIAN POOLE SAFETY FLORIDA				
	HEIGHT: 5'9"	WEIGHT: 213	BIRTHDATE: 10/20/92	NFL EXP: R	ACQUIRED: FA-'16

TRANSACTIONS

- » Signed by the Atlanta Falcons as a college free agent following the 2016 NFL Draft.

2016 (FALCONS)

- » Started and played 41 of 64 defensive snaps against Tampa Bay (9/11). Posted three tackles (two solo) in his NFL debut.

COLLEGE

- » Played in all 14 games and started six times at the nickel position in 2015...Totaled 40 tackles on the season and was second on the team with 10 pass breakups...Also had 3.5 tackles-for-loss and recovered a fumble.
- » In 2014, he played in all 12 games and started 10 times...Played corner and nickel positions... Totaled 45 tackles and led the team with four interceptions on the year...Ranked fifth in the SEC in passes defended per game (1.17).

PERSONAL

- » Participant in the 2012 Under Armour All-American Game...Selected to the AP Class 5A All-State First Team.
- » Led Southeast High School to the regional finals and a 7-3 record as a senior.

2016 GAME-BY-GAME STATISTICS											
DATE	OPP	TK	SO	SK	YDS	INT	YDS	FF	FR	PD	
9/11	TB	3	2	0.0	0.0	0	0	0	0	0	
9/18	@OAK	-	-	-	-	-	-	-	-	-	
9/26	@NO	-	-	-	-	-	-	-	-	-	
10/2	CAR	-	-	-	-	-	-	-	-	-	
10/9	@DEN	-	-	-	-	-	-	-	-	-	
10/16	@SEA	-	-	-	-	-	-	-	-	-	
10/23	SD	-	-	-	-	-	-	-	-	-	
10/30	GB	-	-	-	-	-	-	-	-	-	
11/3	@TB	-	-	-	-	-	-	-	-	-	
11/23	@PHI	-	-	-	-	-	-	-	-	-	
11/27	ARI	-	-	-	-	-	-	-	-	-	
12/4	KC	-	-	-	-	-	-	-	-	-	
12/11	@LA	-	-	-	-	-	-	-	-	-	
12/18	SF	-	-	-	-	-	-	-	-	-	
12/24	@CAR	-	-	-	-	-	-	-	-	-	
1/1	NO	-	-	-	-	-	-	-	-	-	
TOTALS		3	2	0.0	0.0	0	0	0	0	0	
CAREER		3	2	0.0	0.0	0	0	0	0	0	

POOLE'S CAREER STATISTICS																
YEAR	GP/GS	TK	SO	AST	SK	YDS	INT	YDS	LG	TD	PD	FF	FR	YDS	TD	
2016	ATL	1/1	4	4	0	0.0	0.0	0	0	0	0	0	0	0	0	
TOTAL		1/1	4	4	0	0.0	0.0	0	0	0	0	0	0	0	0	



2016 ATLANTA FALCONS
GAMEBOOK

RISE UP

National Football League Game Summary

NFL Copyright © 2016 by The National Football League. All rights reserved. This summary and play-by-play is for the express purpose of assisting media in their coverage of the game; any other use of this material is prohibited without the written permission of the National Football League. Updated: 9/12/2016

Date: Sunday, 9/11/2016

Tampa Bay Buccaneers at Atlanta Falcons

Start Time: 1:05 PM EDT

at Georgia Dome, Atlanta, GA

Game Day Weather

Played Dome on Turf: FieldTurf

Outdoor Weather: Sunny,

Officials

Referee: Triplette, Jeff (42)

Umpire: Smith, Shawn (14)

Head Linesman: Bergman, Jeff (32)

Line Judge: Thomas, Sarah (53)

Side Judge: Prioleau, Dyrol (109)

Field Judge: Edwards, Scott (3)

Back Judge: Freeman, Steve (133)

Replay Official: Hynes, Al ()

Lineups

Tampa Bay Buccaneers				Atlanta Falcons			
Offense		Defense		Offense		Defense	
WR	83 V.Jackson	DE	91 R.Ayers	WR	11 J.Jones	DE	90 D.Shelby
WR	11 A.Humphries	DT	93 G.McCoy	LT	70 J.Matthews	DT	97 G.Jarrett
LT	76 D.Smith	DT	98 C.McDonald	LG	67 A.Levitre	DE	99 A.Clayborn
LG	64 K.Pamphile	DE	92 W.Gholston	C	51 A.Mack	LB	44 V.Beasley
C	68 J.Hawley	MLB	58 K.Alexander	RG	65 C.Chester	LB	45 D.Jones
RG	74 A.Marpet	WLB	54 L.David	RT	73 R.Schraeder	LB	59 D.Campbell
RT	69 D.Dotson	CB	21 A.Verner	TE	83 J.Tamme	CB	23 R.Alford
WR	13 M.Evans	CB	24 B.Grimes	WR	12 M.Sanu	CB	21 D.Trufant
TE	88 L.Stocker	CB	28 V.Hargreaves	QB	2 M.Ryan	CB	34 B.Poole
QB	3 J.Winston	S	23 C.Conte	RB	24 D.Freeman	S	37 R.Allen
RB	22 D.Martin	S	30 B.McDougald	WR	16 J.Hardy	S	36 K.Ishmael

Substitutions

P 9 B.Anger, WR 10 C.Shorts, K 19 R.Aguayo, CB 26 J.Robinson, CB 27 J.Banks, RB 34 C.Sims, DB 37 K.Tandy, CB 38 J.Adjei-Barimah, RB 43 P.Barber, LS 48 A.DePaola, LB 50 J.Keyes, LB 51 Da.Smith, LB 53 A.Glanton, DE 56 J.Smith, DE 57 N.Spence, TE 82 B.Myers, TE 84 C.Brate, TE 87 A.Seferian-Jenkins, WR 89 R.Shepard, DE 95 H.Jones, DT 97 A.Spence

Substitutions

K 3 M.Bryant, P 5 M.Bosher, WR 14 E.Weems, WR 19 A.Robinson, RB 26 T.Coleman, S 27 R.Therezie, CB 29 C.Goodwin, FS 38 D.Goldson, LB 41 P.Wheeler, FB 42 P.DiMarco, LS 47 J.Harris, DE 50 B.Reed, LB 53 L.Reynolds, LB 55 P.Worrilow, LB 56 S.Weatherspoon, G 63 B.Garland, T 76 T.Compton, TE 80 L.Toilolo, TE 81 A.Hooper, DT 91 C.Upshaw, DE 93 D.Freeney, DE 94 T.Jackson, DT 95 J.Babineaux

Did Not Play

QB 8 M.Glennon, OL 62 E.Smith, T 78 G.Cherilus

Did Not Play

QB 8 M.Schaub

Not Active

QB 4 R.Griffin, DB 29 R.Smith, LB 59 D.Bond, T 66 L.Wester, DE 71 C.Ward, DT 75 D.Lambert, T 77 C.Beneno

Not Active

WR 18 T.Gabriel, SS 22 K.Neal, RB 28 T.Ward, G 68 M.Person, G 71 W.Schweitzer, DT 77 R.Hageman, TE 82 J.Perkins

Field Goals (made () & missed)

R.Aguayo		(43)	M.Bryant		(34) (34) (29)		
			1	2	3	4	OT
VISITOR:	Tampa Bay Buccaneers		3	14	14	0	0
HOME:	Atlanta Falcons		10	3	8	3	0

Scoring Plays

Team	Qtr	Time	Play Description (Extra Point) (Drive Info)	Visitor	Home
Buccaneers	1	9:52	R.Aguayo 43 yd. Field Goal (7-37, 3:02)	3	0
Falcons	1	7:08	M.Bryant 34 yd. Field Goal (5-59, 2:44)	3	3
Falcons	1	0:11	M.Sanu 5 yd. pass from M.Ryan (M.Bryant kick) (4-13, 2:20)	3	10
Buccaneers	2	10:25	B.Myers 4 yd. pass from J.Winston (R.Aguayo kick) (9-75, 4:46)	10	10
Falcons	2	1:45	M.Bryant 34 yd. Field Goal (7-45, 3:14)	10	13
Buccaneers	2	0:14	C.Sims 23 yd. pass from J.Winston (R.Aguayo kick) (10-75, 1:31)	17	13
Buccaneers	3	12:54	A.Seferian-Jenkins 30 yd. pass from J.Winston (R.Aguayo kick) (4-75, 2:06)	24	13
Buccaneers	3	5:12	M.Evans 45 yd. pass from J.Winston (R.Aguayo kick) (8-92, 3:16)	31	13
Falcons	3	1:35	J.Jones 25 yd. pass from M.Ryan (M.Ryan-M.Sanu pass) (9-71, 3:37)	31	21

National Football League Game Summary

NFL Copyright © 2016 by The National Football League. All rights reserved. This summary and play-by-play is for the express purpose of assisting media in their coverage of the game; any other use of this material is prohibited without the written permission of the National Football League. Updated: 9/12/2016

Falcons	4	4:55	M.Bryant 29 yd. Field Goal (11-49, 4:54)	31	24
Paid Attendance: 69,382				Time: 3:02	

9/11/2016 at Georgia Dome

Tampa Bay Buccaneers

PASSING	ATT	CMP	YDS	SK/YD	TD	LG	IN	RT
J.Winston	33	23	281	0/0	4	45	1	122.6
Total	33	23	281	0/0	4	45	1	122.6

INTERCEPTIONS	NO	YDS	AVG	LG	TD
Total	0	0	0	0	0

PUNT RETURNS	NO	YDS	AVG	FC	LG	TD
A.Humphries	0	0	0.0	4	0	0
[DOWNED]	1	0	0.0	0	0	0
Total	0	0	0.0	4	0	0

Tampa Bay Buccaneers

Atlanta Falcons

[illegible]

Tampa Bay Buccaneers vs Atlanta Falcons
9/11/2016 at Georgia Dome

Final Team Statistics

	Visitor Buccaneers	Home Falcons
TOTAL FIRST DOWNS	20	19
By Rushing	5	2
By Passing	12	16
By Penalty	3	1
THIRD DOWN EFFICIENCY	3-10-30%	3-13-23%
FOURTH DOWN EFFICIENCY	0-0-0%	1-2-50%
TOTAL NET YARDS	371	374
Total Offensive Plays (inc. times thrown passing)	61	64
Average gain per offensive play	6.1	5.8
NET YARDS RUSHING	90	52
Total Rushing Plays	28	22
Average gain per rushing play	3.2	2.4
Tackles for a loss-number and yards	2-7	3-11
NET YARDS PASSING	281	322
Times thrown - yards lost attempting to pass	0-0	3-12
Gross yards passing	281	334
PASS ATTEMPTS-COMPLETIONS-HAD INTERCEPTED	33-23-1	39-27-0
Avg gain per pass play (inc.# thrown passing)	8.5	7.7
KICKOFFS Number-In End Zone-Touchbacks	6-6-3	6-5-5
PUNTS Number and Average	5-49.4	5-38.6
Had Blocked	0	0
FGs - PATs Had Blocked	0-0	0-0
Net Punting Average	45.0	38.6
TOTAL RETURN YARDAGE (Not Including Kickoffs)	0	31
No. and Yards Punt Returns	0-0	2-22
No. and Yards Kickoff Returns	1-12	3-85
No. and Yards Interception Returns	0-0	1-9
PENALTIES Number and Yards	6-48	7-74
FUMBLES Number and Lost	0-0	0-0
TOUCHDOWNS	4	2
Rushing	0	0
Passing	4	2
EXTRA POINTS Made-Attempts	4-4	2-2
Kicking Made-Attempts	4-4	1-1
Passing Made-Attempts	0-0	1-1
FIELD GOALS Made-Attempts	1-1	3-3
RED ZONE EFFICIENCY	1-2-50%	1-4-25%
GOAL TO GO EFFICIENCY	1-1-100%	1-2-50%
SAFETIES	0	0
FINAL SCORE	31	24
TIME OF POSSESSION	27:37	32:23

Tampa Bay Buccaneers vs Atlanta Falcons
9/11/2016 at Georgia Dome

Ball Possession And Drive Chart

Tampa Bay Buccaneers

#	Time Recd	Time Lost	Time Poss	How Ball Obtained	Drive Began	# Play	Yds Gain	Yds Pen	Net Yds	1st Down	Last Scrm	How Given Up
1	12:54	9:52	3:02	Punt	TB 38	7	12	25	37	2	* ATL 25	Field Goal
2	7:08	5:34	1:34	Kickoff	TB 25	3	7	0	7	0	TB 32	Punt
3	4:18	2:31	1:47	Punt	TB 9	2	5	-10	-5	0	TB 4	Interception
4	0:11	10:25	4:46	Kickoff	TB 25	9	70	5	75	5	* ATL 4	Touchdown
5	6:54	4:59	1:55	Punt	TB 9	3	9	-9	0	0	TB 9	Punt
6	1:45	0:14	1:31	Kickoff	TB 25	10	75	0	75	4	ATL 23	Touchdown
7	15:00	12:54	2:06	Kickoff	TB 25	4	75	0	75	3	ATL 30	Touchdown
8	8:28	5:12	3:16	Punt	TB 8	8	77	15	92	4	ATL 45	Touchdown
9	1:35	14:52	1:43	Kickoff	TB 25	3	8	0	8	0	TB 33	Punt
10	11:33	9:49	1:44	Punt	TB 8	3	4	0	4	0	TB 12	Punt
11	4:55	1:52	3:03	Kickoff	TB 17	8	33	0	33	2	50	Punt
12	1:10	0:00	1:10	Downs	ATL 28	2	-4	0	-4	0	ATL 30	End of Game

(286) Average TB 24

Atlanta Falcons

#	Time Recd	Time Lost	Time Poss	How Ball Obtained	Drive Began	# Play	Yds Gain	Yds Pen	Net Yds	1st Down	Last Scrm	How Given Up
1	15:00	12:54	2:06	Kickoff	ATL 19	3	9	0	9	0	ATL 28	Punt
2	9:52	7:08	2:44	Kickoff	ATL 25	5	59	0	59	1	* TB 16	Field Goal
3	5:34	4:18	1:16	Punt	ATL 36	3	6	0	6	0	ATL 42	Punt
4	2:31	0:11	2:20	Interception	TB 13	4	22	-9	13	2	* TB 5	Touchdown
5	10:25	6:54	3:31	Kickoff	ATL 25	6	31	0	31	2	TB 44	Punt
6	4:59	1:45	3:14	Punt	ATL 39	7	50	-5	45	1	* TB 16	Field Goal
7	0:14	0:00	0:14	Kickoff	ATL 25	1	-1	0	-1	0	ATL 25	End of Half
8	12:54	8:28	4:26	Kickoff	ATL 21	7	29	0	29	3	50	Punt
9	5:12	1:35	3:37	Kickoff	ATL 29	9	71	0	71	4	TB 25	Touchdown
10	14:52	11:33	3:19	Punt	ATL 15	6	30	0	30	2	ATL 45	Punt
11	9:49	4:55	4:54	Punt	ATL 40	11	49	0	49	3	* TB 11	Field Goal
12	1:52	1:10	0:42	Punt	ATL 9	5	19	0	19	1	ATL 28	Downs

(370) Average ATL 31

* inside opponent's 20

Time of Possession by Quarter

		1st	2nd	3rd	4th	OT	Total
Visitor	Tampa Bay Buccaneers	6:34	8:01	6:57	6:05		27:37
Home	Atlanta Falcons	8:26	6:59	8:03	8:55		32:23

Kickoff Drive No.-Start Average

Buccaneers: 6 - TB 24 Falcons: 6 - ATL 24

Final Defensive Statistics

TKL = Tackle AST = Assist COMB = Combined QH=QB Hit IN = Interception PD = Pass Defense FF = Forced Fumble FR = Fumble Recovery

Atlanta Falcons	Regular Defensive Plays												Special Teams					Misc			
	TKL	AST	COMB	SK	/ YDS	TFL	QH	IN	PD	FF	FR	TKL	AST	FF	FR	BL	TKL	AST	FF	FR	
R.Allen	5	2	7	0	0	0	0	0	0	0	0	0	0	0	0	0	0	0	0	0	
K.Ishmael	3	4	7	0	0	0	0	0	0	0	0	0	0	0	0	0	0	0	0	0	
D.Jones	5	1	6	0	0	0	1	0	0	0	0	0	0	0	0	0	0	0	0	0	
D.Trufant	5	0	5	0	0	0	0	1	1	0	0	0	0	0	0	0	0	0	0	0	
R.Alford	2	3	5	0	0	0	0	0	2	0	0	0	0	0	0	0	0	0	0	0	
D.Campbell	4	0	4	0	0	1	0	0	0	0	0	0	0	0	0	0	0	0	0	0	
S.Weatherspoon	3	1	4	0	0	0	0	0	0	0	0	0	0	0	0	0	0	0	0	0	
D.Shelby	3	0	3	0	0	0	0	0	0	0	0	0	0	0	0	0	0	0	0	0	
B.Poole	2	1	3	0	0	0	0	0	0	0	0	0	0	0	0	0	0	0	0	0	
G.Jarrett	1	2	3	0	0	0	0	0	0	0	0	0	0	0	0	0	0	0	0	0	
A.Clayborn	2	0	2	0	0	1	2	0	0	0	0	0	0	0	0	0	0	0	0	0	
J.Babineaux	2	0	2	0	0	0	0	0	0	0	0	0	0	0	0	0	0	0	0	0	
P.Wheeler	1	0	1	0	0	0	0	0	0	0	0	0	0	0	0	0	0	0	0	0	
C.Upshaw	1	0	1	0	0	0	0	0	0	0	0	0	0	0	0	0	0	0	0	0	
P.WorriLOW	0	0	0	0	0	0	1	0	0	0	0	0	0	0	0	0	0	0	0	0	
D.Freeney	0	0	0	0	0	0	1	0	0	0	0	0	0	0	0	0	0	0	0	0	
T.Jackson	0	0	0	0	0	0	0	0	1	0	0	0	0	0	0	0	0	0	0	0	
E.Weems	0	0	0	0	0	0	0	0	0	0	0	0	1	0	0	0	0	0	0	0	
Total	39	14	53	0	0	2	5	1	4	0	0	1	0	0	0	0	0	0	0	0	

Tampa Bay Buccaneers vs Atlanta Falcons
9/11/2016 at Georgia Dome

First Half Summary

PERIOD SCORES			TIME OF POSSESSION		
Buccaneers	3	14 = 17	Buccaneers	14:35	
Falcons	10	3 = 13	Falcons	15:25	

Scoring Plays					
Team	Qtr	Time	Play Description (Extra Point) (Drive Info)	Visitor	Home
Buccaneers	1	9:52	R.Aguayo 43 yd. Field Goal (7-37, 3:02)	3	0
Falcons	1	7:08	M.Bryant 34 yd. Field Goal (5-59, 2:44)	3	3
Falcons	1	0:11	M.Sanu 5 yd. pass from M.Ryan (M.Bryant kick) (4-13, 2:20)	3	10
Buccaneers	2	10:25	B.Myers 4 yd. pass from J.Winston (R.Aguayo kick) (9-75, 4:46)	10	10
Falcons	2	1:45	M.Bryant 34 yd. Field Goal (7-45, 3:14)	10	13
Buccaneers	2	0:14	C.Sims 23 yd. pass from J.Winston (R.Aguayo kick) (10-75, 1:31)	17	13

	Tampa Bay Buccaneers	Atlanta Falcons
TOTAL FIRST DOWNS	11	6
First Downs Rushing-Passing-by Penalty	2 - 7 - 2	0 - 6 - 0
THIRD DOWN EFFICIENCY	2-5-40%	2-7-29%
TOTAL NET YARDS	178	176
Total Offensive Plays	33	27
NET YARDS RUSHING	27	18
NET YARDS PASSING	151	158
Gross Yards Passing	151	162
Times thrown-yards lost attempting to pass	0-0	1-4
Pass Attempts-Completions-Had Intercepted	24 - 17 - 1	14 - 11 - 0
Punts-Number and Average	2 - 48.5	3 - 39.3
Penalties-Number and Yards	3 - 19	5 - 44
Fumbles-Number and Lost	0 - 0	0 - 0
Red Zone Efficiency	1-2-50%	1-3-33%
Average Drive Start	TB 22	ATL 37

Tampa Bay Buccaneers										Atlanta Falcons									
RUSHING		ATT	YDS	AVG	LG	TD	RUSHING		ATT	YDS	AVG	LG	TD						
D.Martin		7	20	2.9	12	0	T.Coleman		5	12	2.4	4	0						
C.Sims		2	7	3.5	5	0	D.Freeman		5	4	0.8	3	0						
							M.Ryan		2	2	1.0	3	0						
Total		9	27	3.0	12	0	Total		12	18	1.5	4	0						
PASSING		ATT	CMP	YDS	SK/YD	TD	LG	IN	RT	PASSING		ATT	CMP	YDS	SK/YD	TD	LG	IN	RT
J.Winston		24	17	151	0/0	2	26	1	97.7	M.Ryan		14	11	162	1/4	1	59	0	138.7
Total		24	17	151	0/0	2	26	1	97.7	Total		14	11	162	1/4	1	59	0	138.7
PASS RECEIVING		TAR	REC	YDS	AVG	LG	TD	PASS RECEIVING		TAR	REC	YDS	AVG	LG	TD				
D.Martin		5	5	34	6.8	14	0	M.Sanu		4	3	68	22.7	59	1				
A.Humphries		5	3	34	11.3	26	0	T.Coleman		2	2	63	31.5	47	0				
C.Brake		3	3	30	10.0	17	0	D.Freeman		2	2	6	3.0	11	0				
C.Sims		2	2	27	13.5	23	1	J.Jones		2	1	14	14.0	14	0				
V.Jackson		6	2	18	9.0	11	0	P.DiMarco		1	1	8	8.0	8	0				
M.Evans		2	1	4	4.0	4	0	J.Tamme		1	1	3	3.0	3	0				
B.Myers		1	1	4	4.0	4	1	J.Hardy		2	1	0	0.0	0	0				
Total		24	17	151	8.9	26	2	Total		14	11	162	14.7	59	1				

Tampa Bay Buccaneers	Regular Defensive Plays												Special Teams					Misc			
	TKL	AST	COMB	SK	/ YDS	TFL	Q	IN	PD	FF	FR	TKL	AST	FF	FR	BL	TKL	AST	FF	FR	
K.Alexander	7	1	8	0	0	0	1	0	0	0	0	0	0	0	0	0	0	0	0	0	
C.Conte	3	1	4	0	0	0	0	0	0	0	0	1	0	0	0	0	0	0	0	0	
Da.Smith	3	0	3	0	0	0	0	0	0	0	0	0	0	0	0	0	0	0	0	0	
R.Ayers	2	0	2	1	4	1	1	0	0	0	0	0	0	0	0	0	0	0	0	0	
Total	15	2	17	1	4	1	2	0	0	0	0	1	0	0	0	0	0	0	0	0	

9/11/2016 at Georgia Dome

[illegible]

Play By Play

First Quarter

9/11/2016

TB wins the coin toss and elects to defer. ATL elects to Receive, and TB elects to defend the east goal.

R.Aguayo kicks 72 yards from TB 35 to ATL -7. E.Weems to ATL 19 for 26 yards (C.Conte).

Atlanta Falcons at 15:00, (1st play from scrimmage 14:55)

- 1-10-ATL 19 (14:55) D.Freeman right tackle to ATL 20 for 1 yard (K.Alexander).
- 2-9-ATL 20 (14:20) (Shotgun) D.Freeman right guard to ATL 20 for no gain (R.Ayers).
- 3-9-ATL 20 (13:40) (Shotgun) M.Ryan pass short left to P.DiMarco to ATL 28 for 8 yards (L.David).
- 4-1-ATL 28 (13:04) M.Bosher punts 34 yards to TB 38, Center-J.Harris, downed by ATL-E.Weems.

Tampa Bay Buccaneers at 12:54

- 1-10-TB 38 (12:54) D.Martin left tackle to TB 40 for 2 yards (A.Clayborn).
- 2-8-TB 40 (12:11) (Shotgun) J.Winston pass short right to A.Humphries to TB 44 for 4 yards (D.Jones).
- 3-4-TB 44 (11:30) (Shotgun) J.Winston pass incomplete deep right to A.Seferian-Jenkins.
PENALTY on ATL-D.Campbell, Defensive Pass Interference, 25 yards, enforced at TB 44 - No Play.
- 1-10-ATL 31 (11:25) D.Martin left guard to ATL 19 for 12 yards (B.Poole).
- 1-10-ATL 19 (10:53) (Shotgun) D.Martin left end to ATL 25 for -6 yards (D.Campbell).
- 2-16-ATL 25 (10:06) (Shotgun) J.Winston pass incomplete deep right to A.Humphries [D.Jones].
- 3-16-ATL 25 (10:02) (Shotgun) J.Winston pass incomplete deep right to M.Evans.
- 4-16-ATL 25 (9:57) **R.Aguayo 43 yard field goal is GOOD, Center-A.DePaola, Holder-B.Anger.**

X1

R2

TB 3 ATL 0, 7 plays, 37 yards, 1 penalty, 3:02 drive, 5:08 elapsed

R.Aguayo kicks 65 yards from TB 35 to end zone, Touchback.

Atlanta Falcons at 9:52

- 1-10-ATL 25 (9:52) (Shotgun) M.Ryan pass deep right to M.Sanu to TB 16 for 59 yards (C.Conte).
- 1-10-TB 16 (9:11) (Shotgun) M.Ryan pass short left to M.Sanu to TB 12 for 4 yards (K.Alexander).
- 2-6-TB 12 (8:34) (Shotgun) M.Ryan pass short right to J.Hardy to TB 12 for no gain (V.Hargreaves).
- 3-6-TB 12 (7:54) (Shotgun) M.Ryan sacked at TB 16 for -4 yards (R.Ayers).
- 4-10-TB 16 (7:13) **M.Bryant 34 yard field goal is GOOD, Center-J.Harris, Holder-M.Bosher.**

P1

TB 3 ATL 3, 5 plays, 59 yards, 2:44 drive, 7:52 elapsed

M.Bosher kicks 65 yards from ATL 35 to end zone, Touchback.

Tampa Bay Buccaneers at 7:08

- 1-10-TB 25 (7:08) D.Martin left guard to TB 25 for no gain (P.Wheeler).
- 2-10-TB 25 (6:32) (Shotgun) J.Winston pass incomplete short left to V.Jackson (R.Alford).
- 3-10-TB 25 (6:28) (Shotgun) J.Winston pass short middle to D.Martin to TB 32 for 7 yards (D.Shelby) [A.Clayborn].
- 4-3-TB 32 (5:46) B.Anger punts 45 yards to ATL 23, Center-A.DePaola. E.Weems to ATL 36 for 13 yards (A.Glanton).

Atlanta Falcons at 5:34

- 1-10-ATL 36 (5:34) M.Ryan pass incomplete short right to M.Sanu.
- 2-10-ATL 36 (5:30) T.Coleman right guard to ATL 39 for 3 yards (K.Alexander).
- 3-7-ATL 39 (4:46) (Shotgun) M.Ryan scrambles left tackle to ATL 42 for 3 yards (K.Alexander).
Penalty on ATL-J.Matthews, Illegal Use of Hands, declined.
- 4-4-ATL 42 (4:25) M.Bosher punts 49 yards to TB 9, Center-J.Harris, fair catch by A.Humphries.

Tampa Bay Buccaneers at 4:18

- 1-10-TB 9 (4:18) C.Sims right tackle to TB 14 for 5 yards (R.Allen).
- 2-5-TB 14 (3:39) C.Sims left guard to TB 21 for 7 yards (D.Campbell; D.Jones).
PENALTY on TB-A.Marpet, Offensive Holding, 7 yards, enforced at TB 14 - No Play.
- 2-12-TB 7 (3:32) *PENALTY on TB-J.Winston, Delay of Game, 3 yards, enforced at TB 7 - No Play.*
- 2-15-TB 4 (2:41) (Shotgun) J.Winston pass deep right intended for V.Jackson INTERCEPTED by D.Trufant at TB 22. D.Trufant to TB 13 for 9 yards (C.Sims).
Penalty on TB-V.Jackson, Illegal Formation, declined.

Atlanta Falcons at 2:31

- 1-10-TB 13 (2:31) *PENALTY on ATL-J.Tamme, False Start, 5 yards, enforced at TB 13 - No Play.*
- 1-15-TB 18 (2:31) (Shotgun) M.Ryan pass short middle to D.Freeman to TB 7 for 11 yards (K.Alexander).
- 2-4-TB 7 (1:51) D.Freeman left end to TB 4 for 3 yards (Da.Smith).
- 3-1-TB 4 (1:13) (Shotgun) M.Ryan pass short left to J.Tamme to TB 1 for 3 yards (K.Alexander, C.Conte).

P2

Tampa Bay Buccaneers vs Atlanta Falcons at Georgia Dome

1-1-TB 1 (1:06) PENALTY on ATL-A.Hooper, False Start, 4 yards, enforced at TB 1 - No Play.

1-5-TB 5 (:16) M.Ryan pass short middle to M.Sanu for 5 yards, TOUCHDOWN.

P3

M.Bryant extra point is GOOD, Center-J.Harris, Holder-M.Bosher.

TB 3 ATL 10, 4 plays, 13 yards, 2:20 drive, 14:49 elapsed

M.Bosher kicks 65 yards from ATL 35 to end zone, Touchback.

Tampa Bay Buccaneers at 0:11

1-10-TB 25 (:11) (Shotgun) J.Winston pass short left to M.Evans to TB 29 for 4 yards (R.Alford).

END OF QUARTER

	Score	Time Poss	First Downs				Efficiencies	
			R	P	X	T	3 Down	4 Down
Tampa Bay Buccaneers	3	6:34	1	0	1	2	0/2	0/0
Atlanta Falcons	10	8:26	0	3	0	3	1/4	0/0

Second Quarter

9/11/2016

Play By Play

Tampa Bay Buccaneers continued.

2-6-TB 29	(15:00) J.Winston pass short right to A.Humphries pushed ob at TB 33 for 4 yards (D.Trufant).	
3-2-TB 33	(14:20) (Shotgun) J.Winston scrambles right end to TB 34 for 1 yard (D.Jones).	
	<i>PENALTY on ATL-A.Clayborn, Defensive Offside, 5 yards, enforced at TB 33 - No Play.</i>	X3
<u>1-10-TB 38</u>	(13:58) J.Winston pass short middle to D.Martin to ATL 48 for 14 yards (S.Weatherspoon) [P.Worrilow].	P4
<u>1-10-ATL 48</u>	(13:12) J.Winston pass short right to D.Martin to ATL 41 for 7 yards (B.Poole).	
2-3-ATL 41	(12:48) D.Martin right guard to ATL 34 for 7 yards (R.Allen; R.Alford).	R5
<u>1-10-ATL 34</u>	(12:14) C.Sims right guard to ATL 32 for 2 yards (C.Upshaw).	
2-8-ATL 32	(11:40) (Shotgun) J.Winston pass short left to A.Humphries pushed ob at ATL 6 for 26 yards (D.Jones).	P6
<u>1-6-ATL 6</u>	(11:07) D.Martin right tackle to ATL 4 for 2 yards (B.Poole; G.Jarrett).	
2-4-ATL 4	(10:31) J.Winston pass short right to B.Myers for 4 yards, TOUCHDOWN.	P7
	R.Aguayo extra point is GOOD, Center-A.DePaola, Holder-B.Anger.	

TB 10 ATL 10, 9 plays, 75 yards, 1 penalty, 4:46 drive, 4:35 elapsed

R.Aguayo kicks 65 yards from TB 35 to end zone, Touchback.

Atlanta Falcons at 10:25

1-10-ATL 25	(10:25) T.Coleman left end to ATL 25 for no gain (Da.Smith).	
2-10-ATL 25	(9:47) M.Ryan pass short left to J.Jones to ATL 39 for 14 yards (C.Conte, K.Alexander).	P4
<u>1-10-ATL 39</u>	(9:10) M.Ryan pass short right to T.Coleman to TB 45 for 16 yards (K.Alexander).	P5
<u>1-10-TB 45</u>	(8:29) D.Freeman right end to TB 48 for -3 yards (L.David).	
2-13-TB 48	(7:46) (Shotgun) T.Coleman left end to TB 44 for 4 yards (Da.Smith).	
3-9-TB 44	(7:07) (Shotgun) M.Ryan pass incomplete short right to J.Hardy (B.Grimes) [K.Alexander].	
4-9-TB 44	(7:03) M.Bosher punts 35 yards to TB 9, Center-J.Harris, fair catch by A.Humphries.	

Tampa Bay Buccaneers at 6:54

1-10-TB 9	(6:54) D.Martin right guard to TB 12 for 3 yards (D.Shelby).	
2-7-TB 12	(6:17) J.Winston pass short left to D.Martin to TB 16 for 4 yards (S.Weatherspoon).	
3-3-TB 16	(5:32) (Shotgun) J.Winston pass short left to D.Martin to TB 18 for 2 yards (K.Ishmael).	
	<i>PENALTY on TB-J.Hawley, Unnecessary Roughness, 9 yards, enforced at TB 18.</i>	
4-10-TB 9	(5:08) B.Anger punts 52 yards to ATL 39, Center-A.DePaola, fair catch by E.Weems.	

Atlanta Falcons at 4:59

1-10-ATL 39	(4:59) M.Ryan pass incomplete deep left to J.Jones.	
2-10-ATL 39	(4:53) T.Coleman right guard to ATL 43 for 4 yards (B.McDougald).	
3-6-ATL 43	(4:15) (Shotgun) M.Ryan pass short right to T.Coleman to TB 10 for 47 yards (C.Conte).	P6
<u>1-10-TB 10</u>	(3:30) D.Freeman right guard to TB 7 for 3 yards (B.McDougald).	
2-7-TB 7	(2:52) (Shotgun) M.Ryan pass short middle to D.Freeman to TB 12 for -5 yards (G.McCoy).	
3-12-TB 12	<i>(2:10) (Shotgun) PENALTY on ATL-J.Matthews, False Start, 5 yards, enforced at TB 12 - No Play.</i>	

Two-Minute Warning

3-17-TB 17	(2:00) (Shotgun) T.Coleman right guard to TB 16 for 1 yard (C.McDonald).	
	Timeout #1 by TB at 01:50.	
4-16-TB 16	(1:50) M.Bryant 34 yard field goal is GOOD, Center-J.Harris, Holder-M.Bosher.	

TB 10 ATL 13, 7 plays, 45 yards, 3:14 drive, 13:15 elapsed

M.Bosher kicks 65 yards from ATL 35 to end zone, Touchback.

Tampa Bay Buccaneers at 1:45

1-10-TB 25	(1:45) (Shotgun) J.Winston pass incomplete short left to A.Humphries [D.Freeney].	
2-10-TB 25	(1:40) (Shotgun) J.Winston pass short right to C.Brake pushed ob at TB 31 for 6 yards (K.Ishmael).	
3-4-TB 31	(1:33) (Shotgun) J.Winston pass short right to C.Brake pushed ob at TB 48 for 17 yards (D.Campbell).	P8
	<i>Penalty on ATL-A.Clayborn, Defensive Offside, declined.</i>	
<u>1-10-TB 48</u>	(1:28) (Shotgun) J.Winston pass short right to C.Brake to ATL 45 for 7 yards (D.Campbell).	
2-3-ATL 45	(1:07) (No Huddle, Shotgun) J.Winston pass short middle to C.Sims to ATL 41 for 4 yards (K.Ishmael).	P9
	Timeout #2 by TB at 00:59.	
<u>1-10-ATL 41</u>	(:59) (Shotgun) J.Winston pass incomplete deep right to V.Jackson.	

Tampa Bay Buccaneers vs Atlanta Falcons at Georgia Dome

2-10-ATL 41	(:52) (Shotgun) J.Winston pass incomplete short middle to V.Jackson.	
3-10-ATL 41	(:48) (Shotgun) J.Winston pass short right to V.Jackson to ATL 30 for 11 yards (D.Trufant) [A.Clayborn].	P10
<u>1-10-ATL 30</u>	(:29) (No Huddle) J.Winston pass short right to V.Jackson ran ob at ATL 23 for 7 yards (D.Trufant).	
	Timeout #1 by ATL at 00:25.	
2-3-ATL 23	(:24) (Shotgun) J.Winston pass short right to C.Sims for 23 yards, TOUCHDOWN.	P11
	R.Aguayo extra point is GOOD, Center-A.DePaola, Holder-B.Anger.	

TB 17 ATL 13, 10 plays, 75 yards, 1:31 drive, 14:46 elapsed

R.Aguayo kicks 65 yards from TB 35 to end zone, Touchback.

Atlanta Falcons at 0:14

1-10-ATL 25 (:14) M.Ryan kneels to ATL 24 for -1 yards.

END OF QUARTER

	Score	Time	First Downs				Efficiencies	
		Poss	R	P	X	T	3 Down	4 Down
Tampa Bay Buccaneers	17	8:01	1	7	1	9	2/3	0/0
Atlanta Falcons	13	6:59	0	3	0	3	1/3	0/0

Third Quarter

9/11/2016

Play By Play

TB elects to Receive, and ATL elects to defend the West goal.

M.Bosher kicks 65 yards from ATL 35 to end zone, Touchback.

Tampa Bay Buccaneers at 15:00

1-10-TB 25	(15:00) J.Winston pass short left to M.Evans to TB 40 for 15 yards (R.Alford; S.Weatherspoon).	P12
<u>1-10-TB 40</u>	(14:23) D.Martin left tackle to TB 43 for 3 yards (S.Weatherspoon).	
2-7-TB 43	(13:45) (Shotgun) J.Winston pass deep left to M.Evans to ATL 30 for 27 yards (R.Alford).	P13
<u>1-10-ATL 30</u>	(13:02) (Shotgun) J.Winston pass deep left to A.Seferian-Jenkins for 30 yards, TOUCHDOWN.	P14
	R.Aguayo extra point is GOOD, Center-A.DePaola, Holder-B.Anger.	

TB 24 ATL 13, 4 plays, 75 yards, 2:06 drive, 2:06 elapsed

R.Aguayo kicks 69 yards from TB 35 to ATL -4. E.Weems to ATL 21 for 25 yards (H.Jones).

Atlanta Falcons at 12:54, (1st play from scrimmage 12:47)

1-10-ATL 21	(12:47) (Shotgun) M.Ryan pass short middle to J.Jones to ATL 40 for 19 yards (A.Verner; C.Conte).	P7
<u>1-10-ATL 40</u>	(12:16) D.Freeman right guard to ATL 46 for 6 yards (C.Conte).	
2-4-ATL 46	(11:40) M.Ryan pass short left to M.Sanu to TB 49 for 5 yards (K.Alexander).	P8
<u>1-10-TB 49</u>	(11:00) (Shotgun) M.Ryan sacked at ATL 45 for -6 yards (G.McCoy).	
	<i>PENALTY on TB, Unsportsmanlike Conduct, 15 yards, enforced at ATL 45.</i>	X9
<u>1-10-TB 40</u>	(10:28) D.Freeman right tackle to TB 39 for 1 yard (K.Alexander).	
2-9-TB 39	(9:49) (Shotgun) M.Ryan pass short right to T.Coleman to TB 44 for -5 yards (L.David).	
3-14-TB 44	(9:03) (Shotgun) M.Ryan pass short middle to J.Tamme to TB 35 for 9 yards (L.David; K.Alexander).	
	<i>PENALTY on ATL-C.Chester, Unnecessary Roughness, 15 yards, enforced at TB 35.</i>	
4-20-50	(8:36) M.Bosher punts 35 yards to TB 15, Center-J.Harris, fair catch by A.Humphries.	
	<i>PENALTY on TB-J.Keyes, Unnecessary Roughness, 7 yards, enforced at TB 15.</i>	

Tampa Bay Buccaneers at 8:28

1-10-TB 8	(8:28) D.Martin right guard to TB 10 for 2 yards (G.Jarrett).	
2-8-TB 10	(7:51) J.Winston pass incomplete deep left to V.Jackson (R.Alford).	
3-8-TB 10	(7:46) (Shotgun) J.Winston pass incomplete short right to C.Brake (T.Jackson).	
	<i>Penalty on ATL-K.Ishmael, Defensive Holding, declined.</i>	
	<i>PENALTY on ATL, Unnecessary Roughness, 15 yards, enforced at TB 10.</i>	X15
<u>1-10-TB 25</u>	(7:42) R.Shepard left end to TB 34 for 9 yards (D.Jones).	
2-1-TB 34	(7:10) D.Martin left tackle to TB 39 for 5 yards (R.Allen, K.Ishmael).	R16
<u>1-10-TB 39</u>	(6:41) D.Martin left end to ATL 44 for 17 yards (R.Allen).	R17
<u>1-10-ATL 44</u>	(6:05) D.Martin left tackle to ATL 45 for -1 yards (A.Clayborn).	
2-11-ATL 45	(5:21) (Shotgun) J.Winston pass deep left to M.Evans for 45 yards, TOUCHDOWN.	P18
	R.Aguayo extra point is GOOD, Center-A.DePaola, Holder-B.Anger.	

TB 31 ATL 13, 8 plays, 92 yards, 1 penalty, 3:16 drive, 9:48 elapsed

R.Aguayo kicks 70 yards from TB 35 to ATL -5. E.Weems to ATL 29 for 34 yards (A.Verner).

Atlanta Falcons at 5:12, (1st play from scrimmage 5:06)

1-10-ATL 29	(5:06) M.Ryan pass short left to A.Hooper pushed ob at ATL 43 for 14 yards (B.McDougald).	P10
<u>1-10-ATL 43</u>	(4:33) M.Ryan pass incomplete short left to J.Tamme.	
2-10-ATL 43	(4:27) (Shotgun) M.Ryan pass short left to D.Freeman pushed ob at 50 for 7 yards (L.David).	
3-3-50	(3:52) (Shotgun) M.Ryan pass incomplete short right to M.Sanu (B.Grimes).	
4-3-50	(3:48) (Shotgun) M.Ryan pass short left to J.Tamme to TB 40 for 10 yards (K.Alexander).	P11
<u>1-10-TB 40</u>	(3:24) M.Ryan pass short left to M.Sanu to TB 33 for 7 yards (K.Alexander).	
2-3-TB 33	(2:48) (Shotgun) M.Ryan scrambles right guard to TB 25 for 8 yards (J.Adjei-Barimah).	R12
<u>1-10-TB 25</u>	(2:08) T.Coleman left end to TB 25 for no gain (K.Alexander).	
2-10-TB 25	(1:42) (No Huddle) M.Ryan pass short middle to J.Jones for 25 yards, TOUCHDOWN.	P13
	(Pass formation) TWO-POINT CONVERSION ATTEMPT. M.Ryan pass to M.Sanu is complete. ATTEMPT SUCCEEDS.	

TB 31 ATL 21, 9 plays, 71 yards, 3:37 drive, 13:25 elapsed

M.Bosher kicks 65 yards from ATL 35 to end zone, Touchback.

Tampa Bay Buccaneers at 1:35

1-10-TB 25	(1:35) J.Winston pass short right to M.Evans to TB 33 for 8 yards (R.Allen).
------------	--

Tampa Bay Buccaneers vs Atlanta Falcons at Georgia Dome

2-2-TB 33 (:54) D.Martin right end to TB 33 for no gain (G.Jarrett; K.Ishmael).

3-2-TB 33 (:13) D.Martin left end to TB 33 for no gain (D.Jones; K.Ishmael).

END OF QUARTER

		Time	First Downs				Efficiencies	
	Score	Poss	R	P	X	T	3 Down	4 Down
Tampa Bay Buccaneers	31	6:57	2	4	1	7	0/2	0/0
Atlanta Falcons	21	8:03	1	5	1	7	0/2	1/1

Fourth Quarter

9/11/2016

Play By Play

Tampa Bay Buccaneers continued.

4-2-TB 33 (15:00) B.Anger punts 52 yards to ATL 15, Center-A.DePaola, fair catch by E.Weems.

Atlanta Falcons at 14:52

1-10-ATL 15 (14:52) M.Ryan pass short middle to D.Freeman to ATL 22 for 7 yards (C.Conte; L.David).
2-3-ATL 22 (14:10) M.Ryan pass short left to J.Jones to ATL 30 for 8 yards (V.Hargreaves; C.Conte). P14
1-10-ATL 30 (13:36) D.Freeman right end to ATL 40 for 10 yards (C.Conte). R15
1-10-ATL 40 (13:04) M.Ryan pass incomplete deep left to J.Jones (B.McDougald).
2-10-ATL 40 (12:56) (Shotgun) T.Coleman right tackle to ATL 47 for 7 yards (L.David).
3-3-ATL 47 (12:21) (Shotgun) M.Ryan sacked at ATL 45 for -2 yards (K.Alexander).
4-5-ATL 45 (11:41) M.Bosher punts 40 yards to TB 15, Center-J.Harris, fair catch by A.Humphries.
PENALTY on TB-A.Glanton, Illegal Use of Hands, 7 yards, enforced at TB 15.

Tampa Bay Buccaneers at 11:33

1-10-TB 8 (11:33) C.Sims right tackle to TB 8 for no gain (J.Babineaux).
2-10-TB 8 (10:49) (Shotgun) J.Winston scrambles right end ran ob at TB 12 for 4 yards (D.Jones).
3-6-TB 12 (10:07) (Shotgun) J.Winston pass incomplete short right to M.Evans.
4-6-TB 12 (10:02) B.Anger punts 57 yards to ATL 31, Center-A.DePaola. E.Weems to ATL 40 for 9 yards (A.Glanton).

Atlanta Falcons at 9:49

1-10-ATL 40 (9:49) T.Coleman right end to ATL 43 for 3 yards (B.McDougald).
2-7-ATL 43 (9:13) M.Ryan pass short left to T.Coleman pushed ob at TB 36 for 21 yards (K.Alexander). P16
1-10-TB 36 (8:38) D.Freeman right end to TB 39 for -3 yards (G.McCoy).
2-13-TB 39 (7:59) (Shotgun) M.Ryan pass short right to T.Coleman to TB 23 for 16 yards (B.McDougald). P17
1-10-TB 23 (7:25) M.Ryan pass short middle to J.Tamme to TB 25 for -2 yards (K.Alexander).
2-12-TB 25 (6:46) (Shotgun) M.Ryan pass incomplete short left to J.Jones (G.McCoy).
3-12-TB 25 (6:42) (Shotgun) M.Ryan pass short middle to J.Tamme to TB 13 for 12 yards (K.Tandy). P18
Timeout #1 by TB at 06:18.
1-10-TB 13 (6:18) D.Freeman left guard to TB 6 for 7 yards (K.Tandy).
2-3-TB 6 (5:40) D.Freeman left end to TB 11 for -5 yards (L.David).
3-8-TB 11 (5:04) (Shotgun) M.Ryan pass incomplete short right to T.Coleman (J.Adjei-Barimah).
4-8-TB 11 (4:59) **M.Bryant 29 yard field goal is GOOD, Center-J.Harris, Holder-M.Bosher.**

TB 31 ATL 24, 11 plays, 49 yards, 4:54 drive, 10:05 elapsed

M.Bosher kicks 60 yards from ATL 35 to TB 5. A.Humphries to TB 17 for 12 yards (E.Weems).

Tampa Bay Buccaneers at 4:55, (1st play from scrimmage 4:50)

1-10-TB 17 (4:50) D.Martin left tackle to TB 26 for 9 yards (R.Allen, K.Ishmael).
2-1-TB 26 (4:06) D.Martin right guard to TB 30 for 4 yards (D.Trufant). R19
1-10-TB 30 (3:22) A.Humphries right end pushed ob at TB 37 for 7 yards (R.Allen; R.Alford).
2-3-TB 37 (3:14) D.Martin right tackle to TB 37 for no gain (D.Shelby).
Timeout #1 by ATL at 03:10.
3-3-TB 37 (3:10) (Shotgun) J.Winston pass short right to C.Sims to TB 42 for 5 yards (D.Trufant). P20
Timeout #2 by ATL at 03:04.
1-10-TB 42 (3:04) C.Sims left end to TB 44 for 2 yards (J.Babineaux). ATL-B.Reed was injured during the play.
2-8-TB 44 (2:27) D.Martin right tackle to TB 47 for 3 yards (D.Jones).
Timeout #3 by ATL at 02:23.
3-5-TB 47 (2:23) (Shotgun) J.Winston right tackle to 50 for 3 yards (D.Campbell).

Two-Minute Warning

4-2-50 (2:00) B.Anger punts 41 yards to ATL 9, Center-A.DePaola, fair catch by E.Weems.

Atlanta Falcons at 1:52

1-10-ATL 9 (1:52) (Shotgun) M.Ryan pass deep middle to J.Tamme to ATL 28 for 19 yards (C.Conte). P19
1-10-ATL 28 (1:29) (No Huddle, Shotgun) M.Ryan pass incomplete short left.
2-10-ATL 28 (1:26) (Shotgun) M.Ryan pass incomplete short middle to J.Jones.
3-10-ATL 28 (1:22) (Shotgun) M.Ryan pass incomplete deep left to M.Sanu.

Tampa Bay Buccaneers vs Atlanta Falcons at Georgia Dome

4-10-ATL 28 (1:17) (Shotgun) M.Ryan pass incomplete short right to J.Tamme (G.McCoy).

Tampa Bay Buccaneers at 1:10

1-10-ATL 28 (1:10) J.Winston kneels to ATL 30 for -2 yards.

2-12-ATL 30 (:36) J.Winston kneels to ATL 32 for -2 yards.

END OF QUARTER

		Time	First Downs				Efficiencies	
	Score	Poss	R	P	X	T	3 Down	4 Down
Tampa Bay Buccaneers	31	6:05	1	1	0	2	1/3	0/0
Atlanta Falcons	24	8:55	1	5	0	6	1/4	0/1

Miscellaneous Statistics Report

Tampa Bay Buccaneers vs Atlanta Falcons

9/11/2016 at Georgia Dome

Ten Longest Plays for Tampa Bay Buccaneers

Yards	Qtr	Play Start	Play Description
45	3	2-11-ATL 45	(5:21) (Shotgun) J.Winston pass deep left to M.Evans for 45 yards, TOUCHDOWN.
30	3	1-10-ATL 30	(13:02) (Shotgun) J.Winston pass deep left to A.Seferian-Jenkins for 30 yards, TOUCHDOWN.
27	3	2-7-TB 43	(13:45) (Shotgun) J.Winston pass deep left to M.Evans to ATL 30 for 27 yards (R.Alford).
26	2	2-8-ATL 32	(11:40) (Shotgun) J.Winston pass short left to A.Humphries pushed ob at ATL 6 for 26 yards (D.Jones).
23	2	2-3-ATL 23	(:24) (Shotgun) J.Winston pass short right to C.Sims for 23 yards, TOUCHDOWN.
17	2	3-4-TB 31	(1:33) (Shotgun) J.Winston pass short right to C.Brake pushed ob at TB 48 for 17 yards (D.Campbell). Penalty on ATL-A.Clayborn, Defensive Offside, declined.
17	3	1-10-TB 39	(6:41) D.Martin left end to ATL 44 for 17 yards (R.Allen).
15	3	1-10-TB 25	(15:00) J.Winston pass short left to M.Evans to TB 40 for 15 yards (R.Alford; S.Weatherspoon).
15	3	3-8-TB 10	(7:46) (Shotgun) J.Winston pass incomplete short right to C.Brake (T.Jackson). Penalty on ATL-K.Ishmael, Defensive Holding, declined. PENALTY on ATL, Unnecessary Roughness, 15 yards, enforced at TB 10.
14	2	1-10-TB 38	(13:58) J.Winston pass short middle to D.Martin to ATL 48 for 14 yards (S.Weatherspoon) [P.WorriLOW].

Ten Longest Plays for Atlanta Falcons

Yards	Qtr	Play Start	Play Description
59	1	1-10-ATL 25	(9:52) (Shotgun) M.Ryan pass deep right to M.Sanu to TB 16 for 59 yards (C.Conte).
47	2	3-6-ATL 43	(4:15) (Shotgun) M.Ryan pass short right to T.Coleman to TB 10 for 47 yards (C.Conte).
25	3	2-10-TB 25	(1:42) (No Huddle) M.Ryan pass short middle to J.Jones for 25 yards, TOUCHDOWN.
21	4	2-7-ATL 43	(9:13) M.Ryan pass short left to T.Coleman pushed ob at TB 36 for 21 yards (K.Alexander).
19	3	1-10-ATL 21	(12:47) (Shotgun) M.Ryan pass short middle to J.Jones to ATL 40 for 19 yards (A.Verner; C.Conte).
19	4	1-10-ATL 9	(1:52) (Shotgun) M.Ryan pass deep middle to J.Tamme to ATL 28 for 19 yards (C.Conte).
16	2	1-10-ATL 39	(9:10) M.Ryan pass short right to T.Coleman to TB 45 for 16 yards (K.Alexander).
16	4	2-13-TB 39	(7:59) (Shotgun) M.Ryan pass short right to T.Coleman to TB 23 for 16 yards (B.McDougald).
14	2	2-10-ATL 25	(9:47) M.Ryan pass short left to J.Jones to ATL 39 for 14 yards (C.Conte, K.Alexander).
14	3	1-10-ATL 29	(5:06) M.Ryan pass short left to A.Hooper pushed ob at ATL 43 for 14 yards (B.McDougald).

Touchdown Scoring Information

		Offense	Defense	Special Teams
VISITOR	Tampa Bay Buccaneers	4	0	0
HOME	Atlanta Falcons	2	0	0

Player Scoring Information

Club	Player	TD	Rush TD	Rec TD	KO TD	Punt TD	Int TD	Fum TD	Misc TD	FG	XP	2Pt Rush	2Pt Rec	Sfty	Points
TB	R.Aguayo	0	0	0	0	0	0	0	0	1	4	0	0	0	7
TB	B.Myers	0	0	1	0	0	0	0	0	0	0	0	0	0	6
TB	A.Seferian-Jenkins	0	0	1	0	0	0	0	0	0	0	0	0	0	6
TB	C.Sims	0	0	1	0	0	0	0	0	0	0	0	0	0	6
TB	M.Evans	0	0	1	0	0	0	0	0	0	0	0	0	0	6
ATL	M.Bryant	0	0	0	0	0	0	0	0	3	1	0	0	0	10
ATL	M.Sanu	0	0	1	0	0	0	0	0	0	0	0	1	0	8
ATL	J.Jones	0	0	1	0	0	0	0	0	0	0	0	0	0	6

Possession Detail

	First Half		Second Half		Game	
	Visitor	Home	Visitor	Home	Visitor	Home
Largest Lead	4	7	18	0	18	7
Drives Leading	0	0	6	0	6	0
Time of Possession Leading	0:00	0:00	13:02	0:00	13:02	0:00
Largest Deficit	-7	-4	0	-18	-7	-18
Drives Trailing	2	2	0	5	2	7
Time of Possession Trailing	6:17	2:58	0:00	16:58	6:17	19:56
Times Score Tied Up		2		0		2
Lead Changes		4		0		4

Playtime Percentage

Percent of playtime per player on offense, defense and special teams

Tampa Bay Buccaneers						Atlanta Falcons					
		Offense	Defense	Special Teams				Offense	Defense	Special Teams	
D Smith	T	64 100%		5	16%	C Chester	G	65 100%		4	13%
A Marpet	G	64 100%		5	16%	A Levitre	G	65 100%		4	13%
K Pamphile	T	64 100%		5	16%	R Schraeder	T	65 100%		4	13%
D Dotson	T	64 100%		5	16%	J Matthews	T	65 100%		4	13%
J Hawley	C	64 100%				M Ryan	QB	65 100%			
J Winston	QB	64 100%				A Mack	C	65 100%			
M Evans	WR	55 86%				M Sanu	WR	56 86%			
V Jackson	WR	51 80%				J Jones	WR	55 85%			
A Humphries	WR	49 77%		6	19%	J Tamme	TE	50 77%			
D Martin	RB	44 69%				J Hardy	WR	37 57%		11	35%
L Stocker	TE	37 58%		10	32%	D Freeman	RB	36 55%			
C Brate	TE	25 39%		15	48%	T Coleman	RB	32 49%			
C Sims	RB	20 31%				L Toilolo	TE	22 34%		6	19%
A Seferian-Jenkins	TE	18 28%				A Robinson	WR	15 23%		6	19%
B Myers	TE	13 20%		10	32%	P DiMarco	FB	13 20%		11	35%
R Shepard	WR	6 9%		19	61%	A Hooper	TE	9 14%		22	71%
C Shorts	WR	2 3%		6	19%	D Trufant	CB		64 100%	6	19%
B McDougald	FS		65 100%	7	23%	R Alford	CB		64 100%	6	19%
K Alexander	LB		65 100%	4	13%	K Ishmael	SS		64 100%		
B Grimes	CB		65 100%	4	13%	R Allen	S		62 97%		
V Hargreaves	DB		65 100%	4	13%	D Campbell	LB		56 88%		
L David	LB		65 100%	4	13%	D Jones	LB		54 84%	5	16%
G McCoy	DT		59 91%	4	13%	B Poole	CB		41 64%	27	87%
R Ayers	DE		58 89%	4	13%	V Beasley	DE		39 61%		
C Conte	FS		55 85%	4	13%	G Jarrett	DT		37 58%	5	16%
C McDonald	DT		54 83%	4	13%	A Clayborn	DE		35 55%	1	3%
W Gholston	DE		40 62%	5	16%	D Shelby	DE		32 50%	9	29%
N Spence	DE		35 54%	13	42%	J Babineaux	DT		32 50%	4	13%
A Verner	CB		27 42%	11	35%	D Freeney	DE		25 39%		
D Smith	LB		27 42%	4	13%	P Wheeler	LB		23 36%	16	52%
J Adjei-Barimah	DB		13 20%	16	52%	T Jackson	DE		23 36%	5	16%
K Tandy	FS		10 15%	23	74%	B Reed	DE		22 34%	4	13%
A Spence	DT		9 14%	8	26%	C Upshaw	DT		11 17%		
H Jones	DE		2 3%	10	32%	S Weatherspoon	LB		10 16%	11	35%
J Smith	DE		1 2%	1	3%	P Worrilow	LB		8 12%	27	87%
A Glanton	LB			22	71%	R Therezie	S		2 3%	15	48%
J Keyes	LB			22	71%	C Goodwin	WR			27	87%
J Robinson	CB			22	71%	L Reynolds	LB			22	71%
P Barber	RB			13	42%	E Weems	WR			22	71%
R Aguayo	K			11	35%	M Boshier	P			15	48%
A DePaola	LS			10	32%	D Goldson	FS			10	32%
J Banks	CB			10	32%	T Compton	T			10	32%
B Anger	P			10	32%	J Harris	LS			9	29%
G Cherilus	T			5	16%	B Garland	G			9	29%



2016 ATLANTA FALCONS
RECORDS/RESULTS

RISE UP

TEAM RECORDS

FALCONS ALL-TIME RECORDS

Total Regular Season Games Played: 768

Regular Season Record: 330-432-6 (50 seasons)

Home: 196-187-2 Away: 134-245-4

Playoff Games Played:
19 (7 home, 11 away, 1 neutral)

Playoff Record:
7-12 (4-3 home, 3-8 away, 0-1 neutral)

Most Games Won, Season:
16 (14 regular — 2 playoff)..... 1998
13 (all regular season)..... 2012
13 (all regular season)..... 2010
12 (all regular season)..... 1980
12 (11 regular — 1 playoff)..... 2004

Best Winning Percentage, Overall Season:
.842 (16-3) 1998

Best Win. Per., Reg. Season:
.875 (14-2) 1998

Playoff Berths:
12 (1978, '80, '82, '91, '95, '98,
..... '02, '04, '08, '10, '11, '12)

Division Titles:
5 1980, '98, '04, '10, '12

Conference Championships:
1 1998

CONSECUTIVES

Most Consecutive Wins:
9 (1998)
9 (1980)

Most Consecutive Home Wins:
10 (2 in 1997, 8 in 1998)

Most Consecutive Road Wins:
6 (1980)

ATTENDANCE

Home Season (10 games)
703,423 (1992)
703,361 (2006)
701,556 (2005)

Largest Attendance, Home Game

71,151 (10/22/06 vs. Pitt.)
71,102 (12/16/06 vs. Dal.)
71,079 (10/9/05 vs. N. E.)

Largest Attendance, Away Game

86,436 (12/3/06 at Was., FedEx Field)

Consecutive Sellouts, Home (Regular Season)
61 (2008-2015)

LARGEST MARGIN OF VICTORY

55 (at N.O., 62-7) (9/16/73)
42 (vs T.B., 56-14) (9/18/14)
41 (at Car., 41-0) (11/24/02)

LARGEST MARGIN OF LOSSES

59 at LA Rams, 0-59 (12/4/76)

BIGGEST COMEBACKS

21 vs. G.B. (11/27/83)
..... Down 21-0, Won 47-41-OT
21 at NYJ. (10/23/83)
..... Down 21-0, Won 27-21
18 at Stl. (11/9/80)
..... Down 24-6, Won 33-27 OT

LONGEST GAME PLAYED

4:23 S.F. (10/6/85)

SHORTEST GAME PLAYED

2:16 at N.E. (9/24/72)

SCORING

Most Points, Season:
442 (1998)
426 (1981)
419 (2012)

Most Points, Game:

62 at N.O. (7) (9/16/73)
56 vs. T.B. (14) (9/18/14)
51 vs. Car. (23) (10/4/98)

Most Points, First Half:

35 at S.F. (10/11/09)

Most Points, Second Half:

38 at N.O. (9/16/73)

Most Points, One Quarter:

33 vs. T.B., (2nd Qtr) (11/17/91)

TEAM RECORDS

Most Points, Each Quarter:

1st: 21 (Six Times) Last vs. T.B. (9/18/14)
 2nd: 33 vs. T.B. (11/17/91)
 3rd: 24 at N.O. (10/19/80)
 4th: 31 at G.B. (9/13/81)

Most Points, Both Teams, Game

90 Atlanta (33) vs. Pitt. (57) (12/18/66)
 88 Atlanta (47) at G.B. (41) (11/27/83)
 85 Atlanta (44) vs. Sea. (41) (12/30/07)

Most Points, Both Teams, By Quarter

1st: 34 Atlanta (13) at LA Rai. (21) .. (11/30/75)
 2nd: 41 Atlanta (20) at N.O. (21)
 (9/2/79)
 3rd: 35 Atlanta (14) vs. Pitt. (21) (12/18/66)
 4th: 43 Atlanta (28) vs. Car. (15) (11/23/08)

Most Touchdowns, Season

53 (1998)
 52 (1981)
 50 (1980)

Most Touchdowns, Game

8, Two Times
 | Last vs T.B.
 (9/18/14)
 Most Touchdowns, Both Teams, Game
 12 Atlanta (5) vs. Pitt. (7) (12/18/66)

Most PATs, Season

51 (1998)
 51 (1981)

Most PATs, Game

8, Two Times
 | Last vs T.B.
 (9/18/14)

Most Two-Point Conversions, Season

4 (4 for 4) (2005)

Most FG's, Season

33 (38 att.) (2012)
 33 (40 att.) (1995)
 32 (40 att.) (2002)

Most FG's Made, Game

6 at N.O. (11/13/94)

Most FG's Made, Both Teams

8 Atlanta (6) at N.O. (2) (11/13/94)

Most FG's Attempted, Game

6 vs. Chi, (5 made) (10/12/08)
 6 vs. Ari, (6 made) (10/1/06)

Most FG's Attempted, Both Teams

10 Atlanta (3) vs. Stl. (7) (12/11/66)

Most Consecutive Games Scored In

176 (2004-2015)

FIRST DOWNS

Most First Downs, Season

359 (2015)
 353 (2010)
 349 (2011)

Most First Downs, Game

35 vs. N.O. (OT) (1979)
 33 vs. Ari (2010)

Most First Downs, Both Teams

58, Twice
 | Last ATL (28) vs N.O. (30) (OT)
 (9/18/14)

Most First Downs, Rushing, Season

149 (1986)
 149 (1985)

Most First Downs, Rushing, Game

19 vs. N.O. (10/24/71)

Most First Downs, Passing, Season

246 (2012)
 233 (2014)
 230 (2015)

Most First Downs, Passing, Game

22 at Car. (12/9/12)
 22 vs. Det. (11/5/95)

Most First Downs, Penalty, Season

42 (2010)

Most First Downs, Penalty, Game

8 vs. Ari (9/19/10)

TOTAL YARDS

Most Net Yards Gained, Season

6,051 (2014)
 6,026 (2011)
 5,985 (2015)

Most Yards Gained, Game

587 vs. Stl., (209-R, 378-P) (11/9/80)
 569 vs. N.O., (257-R, 312-P) (9/2/79)

TEAM RECORDS

Most Yards Gained, Game, Both Teams

1,092 . . . Atlanta (447) at Pitt. (645)(11/10/02)
1,061 . . . Atlanta (552) at N.O.(509)(9/2/79)

Most Total Plays, Season

1,144(1981)
1,097(2010)
1,090(1985)

RUSHING

Most Yards Gained, Season

*2,939(2006)
*2,672(2004)
*2,546(2005)
*NFL leader

Most Yards Gained, Game

318 vs. Det.(9/7/08)
306 vs. T.B.(9/17/06)
297 vs. LA Rams(10/1/72)

Most Yards Gained, Both Teams, Game

476 Atlanta (169) vs. Was. (307) . . . (11/3/85)

Most Rushing Attempts, Season

582(1977)
578(1986)
560(2008)

Most Rushing Attempts, Game

58 at T.B.(11/27/77)

Most Rushing Att. Both Teams, Game

105 Atlanta (43) at Oak. (62)(11/30/75)

Best Rushing Average, Season

5.5 (2006)
5.1 (2004)
4.8 (2005)

Most TD's Rushing, Season

23 (2008)
23 (2002)
20 (2004)

Most TD's Rushing, Game

5 vs. Car.(11/23/08)
5 at S.D. (10/21/73)

PASSING

Most Net Yards Passing, Season

4,553(2014)
4,509(2012)
4,379(2015)

Most Net Yards Passing, Game

445 vs N.O.(9/7/14)
434 at N.O.(12/26/11)

Most Net Yds Passing, Both Teams, Game

807 Atlanta (365) vs. S.F. (442)(10/14/90)

Most Passing Attempts, Season

659(2013)
632(2014)
629(1994)

Most Passing Attempts, Game

66 vs. Det. (37 comp.)(12/24/89)
61 at Arz. (34 comp.)(10/27/13)
61 at N.O. (40 comp.)(12/26/11)

Most Passing Att. Both Teams, Game

102 Atlanta (45) vs. S.F. (57)(10/6/85)

Most Passes Completed, Season

445(659 att.)(2013)
422(615 att.)(2012)
418 (632 att.)(2014)

Most Passes Completed, Game

40 at N.O. (61 att.)(12/26/11)
37, Four Times
Last vs. TB (45 att.)(11/1/15)

Most Passes Comp. Both Teams, Game

68 Atlanta (31) vs. S.F. (37)(10/6/85)

Best Completion Percentage, Season

68.6(2012)
67.5(2013)
66.1(2014)

Most TD Passes, Season

33 (1992)
32 (2012)
31 (1980)

Most TD Passes, Game

5 at T.B.(12/13/92)

Most TD Passes, Both Teams, Game

10 Atlanta (4) vs. S.F. (6)(10/14/90)

Most Passes Had Intercepted, Season

32 (501 att.)(1987)
31 (355 att.)(1974)
30 (600 att.)(1996)

TEAM RECORDS

Fewest Passes, Intercepted, Season

9 (577 att.)	(2010)
10 (507 att.)	(1983)

Fewest Times Passer Thrown For Loss, Season

17 (434 att.)	(2008)
23 (577 att.)	(2010)
26 (594 att.)	(2011)

Fewest Sacks Per Play, Season

1 per 33.4 plays	(2014)
1 per 25.5 plays	(2008)
1 per 25.0 plays	(2010)

PUNTING

Highest Punting Average, Season

46.4	(2015)
45.9	(2012)
45.7	(2014)

Most Punts, Season

110 (1978)

Most Punts, Game

12 vs. Was. (12/10/78)

PUNT RETURNS

Highest Punt Return Average, Season

14.3	(2003)
13.6	(2001)
13.3	(2014)

Most Punt Returns, Season

60 (1976)

Most Punt Returns, Game

8 Three Times
Last at Det. (11/12/00)

Most Yards Gained, Season

635	(1974)
613	(2003)
536	(1980)

Most Yards Gained, Game

139 vs. Dal. (11/11/01)

Most TD Returns, Season

2 (1970, 1999)

Most TD Returns, Game

1 15 Times
Last vs. T.B. (9/18/14)

KICKOFF RETURNS

Highest Kickoff Return Average, Season

26.5	(2010)
25.7	(2015)
25.2	(1998)

Most Kickoff Returns, Season

87 (1996)

Most Yards Gained, Season

1,890	(2000)
1,825	(1996)
1,737	(1966)

Most Yards Gained, Game

257 at Den.	(9/10/00)
249 vs. Pitt.	(9/27/93)
237 vs. Sea.	(12/30/07)

Most TD Returns, Season

3 (2000)

TURNOVERS/TAKEAWAYS

Most Fumbles Had, Season

42 (1972)

Most Fumbles Lost, Season

24 (1974)

Most Fumbles Lost, Game

5 Three Times
Last vs. N.O. (11/25/79)

Most Turnovers, Season

55 (24 Fum., 31 int.) (1974)

Most Takeaways, Season

48 (1977)

Biggest Turnover Differential, Season

+23 (48 Takeaways, 25 Turnovers) (1977)
+20 (44 Takeaways, 24 Turnovers) (1998)

Biggest Turnover Deficit, Season

-26 (29 Takeaways, 55 Turnovers) (1974)
-22 (27 Takeaways, 49 Turnovers) (1987)

QUARTERBACK SACKS MADE

Most Sacks, Season

55	(1997)
48	(2004)
47	(2002)
47	(1978)

Most Sack Yardage, Season

425	(1978)
396	(1980)

TEAM RECORDS

391 (1977)

Most Sacks, Game

10 at N.O. (10/12/97)

OPPONENT FUMBLES/RECOVERIES

Most Fumbles, Game

7 at Min. (12/21/08)

7 vs. Phi. (10/5/76)

PENALTIES

Most Penalties, Season

130 (1,083 yds.) (1978)

Most Penalties, Game

17 at S.F. (11/5/78)

Fewest Penalties, Season

55 (415 yds.) (2012)*

*NFL Record

58 (598 yds.) (2010)

63 (601 yds.) (1969)

63 (659 yds.) (1968)

Fewest Penalties, Game

1 18 Times

Last at IND. (11/06/11)

Most Yards, Penalties, Game

153 vs. G.B., (16 penalties) (12/26/72)

TIME OF POSSESSION

Largest Advantage, Game (Atlanta in regulation)

(45:15) Atl. at Oak. (14:45)

(11/2/08)

(43:21) Atl. vs. LA Rams (16:39)

(11/17/85)

(42:39) Atl. vs. S.F. (17:21)

(12/19/82)

INTERCEPTIONS

Most Interceptions, Season

26 (1980)

26 (1977)

Most Interceptions, Game

6 at N.O. (9/16/73)

6 vs. LA Rams. (10/1/72)

INDIVIDUAL RECORDS

SCORING

Most Points Career:

806	Morten Andersen (1995-00, 2006-07)
734	Matt Bryant (2009-15)
558	Mick Luckhurst (1981-87)
436	Jay Feely (2001-04)
395	Norm Johnson (1991-94)

Most Points, Season:

143	Matt Bryant (2012)
138	Jay Feely (2002)
129	Jason Elam (2008)
128	Matt Bryant (2010)
127	Matt Bryant (2014)

Most Points, Game:

24	Michael Turner vs. Car. (11/23/08)
24	T.J. Duckett vs. Oak. (12/12/04)
20	Norm Johnson at N.O. (11/13/94)

Most Consecutive Games Scoring:

124	Morten Andersen (1995-WK 1, 2000, 2006 W2-W17, 2007 W 2-W 17)
95	Matt Bryant (2009-WK 13, 2015)

Most Touchdowns, Career:

63	Roddy White (2005-15)
61	Michael Turner (2008-12)
57	Terance Mathis (1994-2001)
56	Andre Rison (1990-94)
48	Gerald Riggs (1982-88)

Most Touchdowns, Season:

17	Michael Turner (2008)
16	Jamal Anderson (1998)
15	Andre Rison (1993)
14	Devonta Freeman (2015)

Most Touchdowns, Game:

4	Michael Turner vs. Car. (11/23/08)
4	T.J. Duckett vs. Oak. (12/12/04)

Most Consecutive Games, TD Scored:

7	Michael Turner (2009)
7	T.J. Duckett (2003)
6	Terance Mathis (1998)

Most Two-Point Conversions, Career:

6	Terance Mathis (1994-2001)
3	Brian Finneran (2000-08)

Most Two-Point Conversions, Season:

3	Terance Mathis (1995)
3	Brian Finneran (2005)
2	Terance Mathis (1994)

KICKING

Most PAT's Made, Career:

254	..	Morten Andersen (1995-2000, 2006-07)
248	Matt Bryant (2009-15)
213	Mick Luckhurst (1981-87)
143	Norm Johnson (1991-94)
142	Jay Feely (2001-04)

Most PAT's Attempted, Career:

256	..	Morten Andersen (1995-2000, 2006-07)
248	Matt Bryant (2009-15)
216	Mick Luckhurst (1981-87)
144	Norm Johnson (1991-94)
144	Jay Feely (2001-04)

Most PAT's Made, Season:

51	Morten Andersen (1998)
51	Mick Luckhurst (1981)
46	Tim Mazzetti (1980)

Most PAT's Attempted, Season:

52	Morten Andersen (1998)
51	Mick Luckhurst (1981)
49	Tim Mazzetti (1980)

Most PAT's Made, Game:

8 (Twice)	Last, Matt Bryant vs T.B. (9/18/14)
-----------	------	-------------------------------------

Most PAT's Attempted, Game:

8 (Twice)	Last, Matt Bryant vs T.B. (9/18/14)
-----------	------	-------------------------------------

Most Consecutive PAT's Made:

248	Matt Bryant (2009 W13-2015)
153	Morten Anderson (1998 W4-2000, '06-07)
139	Norm Johnson (1991-94)
134	Mick Luckhurst (1983-87)

Most FG's Made, Career:

184	..	Morten Andersen (1995-2000, 2006-07)
162	Matt Bryant (2009-15)
115	Mick Luckhurst (1981-87)
98	Jay Feely (2001-04)

Most FG's Made, Season:

33	Matt Bryant (2012)
32	Jay Feely (2002)
31	Morten Andersen (1995)

Most FG's Made, Game:

6	Norm Johnson at N.O. (11/13/94)
6	Morten Andersen vs. Ari (10/1/06)

INDIVIDUAL RECORDS

Most FGs Attempted, Career:

224 Morten Andersen(1995-2000, '06-'07)
185.....Matt Bryant (2009-15)

164 Mick Luckhurst..... (1981-87)

127 Jay Feely.....(2001-04)

Most FGs Attempted, Season

40 Jay Feely..... (2002)

38 Matt Bryant..... (2012)

38 Nick Mike-Mayer.....(1973)

Most FGs Attempted, Game

6 Jason Elam..... vs. Chi. (10/12/08)

6 Norm Johnson..... at N.O. (11/13/94)

Most Consecutive FGs Made

30 Matt Bryant(2010) (16), (2011) (1st 14)

26Norm Johnson (1992) (5), (1993) (1st 21)

18 Todd Peterson..... (2005)

18 Morten Andersen... (1995) (Wks. 1-9)

Best FG Percentage, Career (Min. 35)

.886 Matt Bryant (124 of 140) .. (2009-14)

.866 Norm Johnson (84 of 97)... (1991-94)

.821 Morten Andersen (184 of 224)(95-2000,
2006-07)

Best FG Percentage, Season

.963 Norm Johnson (26 of 27).....(1993)

.935 Jason Elam (29 of 31)..... (2008)

.931 Matt Bryant (27 of 29).....(2011)

Most 50-yard FGs, Career

18 Matt Bryant.....(2009-2015)

15 Morten Andersen(1995-2000,2006-'07)

8 Norm Johnson..... (1991-94)

8 Mick Luckhurst..... (1981-87)

Most 50-yard FGs, Season

8 Morten Andersen.....(1995)

7 Matt Bryant..... (2014)

4 Norm Johnson.....(1992)

Most 50-yard FGs, Game

3 Morten Andersen* vs. N.O.(12/10/95)

*(tied for NFL Record, Neil Rackers in '04)

Longest Field Goal, Career

59 yds Morten Andersen. .vs. S.F., (12/24/95)

58yds Michael Koenen ... vs. N.E., (10/9/05)

RUSHING

Most Yards Gained, Career

6,631 Gerald Riggs (1982-88)

6,081 Michael Turner (2008-12)

5,986 William Andrews (1979-86)

5,981 Warrick Dunn (2002-07)

5,336 Jamal Anderson (1994-01)

Most Yards Gained, Season

1,846 Jamal Anderson(1998)

1,719 Gerald Riggs(1985)

1,699 Michael Turner (2008)

Most 1,000-yard Seasons

4 Jamal Anderson(1996-98, 2000)

4 William Andrews (1979-81, 1983)

3 Warrick Dunn (2004-06)

3 Gerald Riggs(1984-86)

3 Michael Turner (2008, 10-11)

Most Consecutive 1,000-yard Seasons

3 Warrick Dunn (2004-06)

3 Jamal Anderson (1996-98)

3 Gerald Riggs(1984-86)

3 William Andrews (1979-81)

Most Yards Gained, Game

220 Michael Turnervs. Det. (22 att), (9/7/08)

208 Michael Turnervs.Stl.(25att),(12/28/08)

202 Gerald Riggs at N.O.(35 att), (9/2/84)

Most Rushing Attempts, Career

1,587 Gerald Riggs (1982-88)

1,413 Warrick Dunn (2002-07)

1,411 Michael Turner (2008-12)

1,329 Jamal Anderson (1994-01)

1,315 William Andrews (1979-1986)

Most Rushing Attempts, Season

410 Jamal Anderson(1998)

397 Gerald Riggs(1985)

376 Michael Turner (2008)

Most Rushing Attempts, Game

41 Gerald Riggs vs. LA Rm. (123 yds),
(11/17/85)

39 Gerald Riggsat N.O.(158yds), (12/22/85)

37 Erric Pegramat Cin. (180 yds), (12/26/93)

Most 100-Yard Games, Career

27 Michael Turner (2008-12)

25 Gerald Riggs (1982-88)

22 William Andrews (1979-86)

Most 100-Yard Games, Season

12 Jamal Anderson(1998)

9 Gerald Riggs(1985)

8 Michael Turner (2008)

INDIVIDUAL RECORDS

Most TD's Rushing, Career

60	Michael Turner	(2008-12)
48	Gerald Riggs	(1982-88)
34	Jamal Anderson	(1994-2001)

Most TDs Rushing, Season

17	Michael Turner	(2008)
14	Jamal Anderson	(1998)
13	Gerald Riggs	(1984)

Most TD's Rushing, Game

4	Michael Turner	vs. Car. (11/23/08)
4	T.J. Duckett	vs. Oak., (12/12/04)

Most Consecutive Games, Rushing TD

7	Michael Turner	(2009)
7	T.J. Duckett	(2003)
5	Michael Turner	(2012)

Highest Average Gain, Career (750 carries)

4.6	William Andrews	(1979-86)
4.3	Michael Turner	(2008-12)
4.2	Warrick Dunn	(2002-07)
4.2	Gerald Riggs	(1982-88)

Highest Average Gain, Season (Min. 150 Carries)

5.1	Warrick Dunn	(2005)
4.9	Michael Turner	(2009)
4.9	William Andrews	(1980)

Highest Average Gain, Game (Min. 10 Carries)

17.3	Michael Vick	at Min. (10-173), (12/1/02)
13.8	Michael Vick	vs. N.O. (12-166), (11/26/06)
10.4	Warrick Dunn	vs. NYG (14-146), (10/15/06)

PASSING

Most Yards Gained Passing, Career

32,757	Matt Ryan	(2008-15)
23,470	Steve Bartkowski	(1975-85)
14,066	Chris Miller	(1987-93)

Most Gross Yards Passing, Season

4,719	Matt Ryan	(2012)
4,694	Matt Ryan	(2014)
4,591	Matt Ryan	(2015)

Most 300-Yard Games, Career

35	Matt Ryan	(2008-15)
12	Steve Bartkowski	(1975-85)
8	Chris Miller	(1987-93)

Most 300-Yard Games, Season

7	Matt Ryan	(2013)
7	Matt Ryan	(2012)
6	Matt Ryan	(2014)
6	Matt Ryan	(2011)

Most Gross Yards Passing, Game

448	Matt Ryan	vs. N.O. (37-34), 9/7/14)
431	Chris Chandler	vs. Buf. (28-40), (12/23/01)
421	Matt Ryan	vs. NE. (23-30), 9/29/13)

Most Passes Attempted, Career

4,530	Matt Ryan	(2008-15)
3,330	Steve Bartkowski	(1975-85)
2,089	Chris Miller	(1987-93)

Most Passes Attempted, Season

651	Matt Ryan	(2013)
628	Matt Ryan	(2014)
615	Matt Ryan	(2012)

Most Passes Attempted, Game

66	Chris Miller	vs. Det. (37 comp), (12/24/89)
61	Matt Ryan	vs. NE (34 comp.), (9-29-13)
56	Steve Bartkowski	vs. Oak. (34 comp), (9/19/82)

Most Passes Completed, Career

2,915	Matt Ryan	(2008-15)
1,871	Steve Bartkowski	(1975-85)
1,129	Chris Miller	(1987-93)

Most Passes Completed, Season

439	Matt Ryan	(2013)
422	Matt Ryan	(2012)
415	Matt Ryan	(2014)

Most Passes Completed, Game

37	Matt Ryan	at SF., (12/23/13)
37	Matt Ryan	vs. T.B., (11/1/15)
37	Chris Miller	vs. Det., (12/24/89)

Highest Completion Percentage, Career (600 att.)

64.3	Matt Ryan	(2008-15)
60.5	Jeff George	(1994-96)
59.8	Bobby Hebert	(1993-96)

Highest Completion Percentage, Season

68.6	Matt Ryan	(2012)
68.1	Wade Wilson	(1992)
67.4	Matt Ryan	(2013)

INDIVIDUAL RECORDS

Highest Completion Percentage, Game (Minimum 20 Att.)

.875	Matt Ryan vs. T.B.(56-14),(9/18/14)
.857	Matt Ryan vs. G.B (24-28),(11/28/10)
.857	Steve Bartkowski vs. Det. (24-28), (9/9/84)
.826	Steve Bartkowski at Pitt. (19-23),(10/28/84)
.826	Steve Bartkowski at S.F.(19-23), (9/25/83)

Best QB Rating, Career

91.1	Matt Ryan. (2008-14)
87.4	Chris Chandler (1997-2001)
85.6	Jeff George. (1994-96)

Best QB Rating, Season (Minimum 100 Att.)

110.2	Wade Wilson. (1992)
106.7	Bob Berry (1969)
100.9	Chris Chandler (1998)

Most TD Passes, Career

202	Matt Ryan. (2008-15)
154	Steve Bartkowski (1975-85)
87	Chris Chandler (1997-2001)
87	Chris Miller. (1987-93)

Most TD Passes, Season

32	Matt Ryan. (2012)
31	Steve Bartkowski (1980)
30	Steve Bartkowski (1981)

Most TD Passes, Game

5	Wade Wilson vs. T.B. (12/13/92)
---	---

Most Consecutive Games, TD Pass

27	Chris Chandler (1997-99)
22	Matt Ryan. (2011-12)

Most Consecutive Passes Without Int.

197	Steve Bartkowski (1982-83)
185	Matt Ryan. (2010)
185	Chris Miller (1989)

Most Consecutive Games Without Int.

6	Michael Vick (2002)
5	Steve Bartkowski (1983)

Lowest Interception Pct., Career

2.4	Matt Ryan. (2008-15)
2.7	Jeff George. (1994-96)
3.0	Michael Vick (2001-06)

Lowest Interception Pct., Season (Minimum 150 Att.)

1.2	Steve Bartkowski (5-432) (1983)
1.6	Matt Ryan (9-571) (2010)
1.9	Michael Vick (8-421) (2002)
1.9	Chris Miller (10-526) (1989)

RECEIVING

Most Passes Caught, Career

765	Roddy White (2005-14)
573	Terance Mathis. (1994-2001)
423	Andre Rison. (1990-94)
414	Julio Jones (2011-15)

Most Passes Caught, Season

136	Julio Jones (2015)
115	Roddy White (2010)
111	Terance Mathis. (1994)

Most 50+ Catch Seasons

8	Terance Mathis. (1994-2001)
8	Roddy White (2007-14)
5	Julio Jones (2011-15)
5	Andre Rison. (1990-94)

Most Passes Caught, Game

15	William Andrews . . . vs. Pitt. (124 yds), (11/15/81)
14	Andre Rison at Det. (193 yds), (9/4/94)
13	Five Times
	Last, Julio Jones at NYG (135 yds), (9/20/15)

Most Yards Gained Receiving, Career

10,863	Roddy White (2005-15)
7,349	Terance Mathis (1994-2001)
6,267	Alfred Jenkins (1975-83)
6,201	Julio Jones (20011-15)

Most Yards Gained Receiving, Season

1,871	Julio Jones (2015)
1,593	Julio Jones (2014)
1,389	Roddy White (2010)
1,382	Roddy White (2008)

Most Yards Gained Receiving, Game

259	Julio Jones . at G.B. (11 rec), (12/8/14)
210	Roddy White at S.F. (8 rec), (10/11/09)
201	Roddy White vs. Cin. (11 rec), (10/24/10)

INDIVIDUAL RECORDS

Most 100-Yard Games, Career

39	Roddy White	(2005-14)
28	Julio Jones	(2011-15)
16	Alfred Jenkins	(1975-83)

Most 100-Yard Receiving Games, Season

9	Julio Jones	(2015)
7	Julio Jones	(2014)
7	Roddy White	(2012)
7	Roddy White	(2008)

Most TD Receptions, Career

62	Roddy White	(2005-14)
57	Terance Mathis	(1994-2001)
56	Andre Rison	(1990-94)

Most TD Receptions, Season

15	Andre Rison	(1993)
13	Alfred Jenkins	(1981)
12	Andre Rison	(1991)

Most TD Receptions, Game

3	Five Times	
	Last vs. Stl (Terance Mathis)	(11/19/95)

Highest Per Catch Average, Season (minimum 20 catches)

22.5	Ken Burrow (33)	(1971)
22.4	Michael Haynes (50)	(1991)
21.3	Brian Finneran (23)	(2001)

KICKOFF RETURNS

Most Return Yards, Career

5,489	Allen Rossum	(2002-06)
3,388	Deion Sanders	(1989-93)
3,333	Eric Weems	(2007-15)

Most Return Yards, Season

1,491	Darrick Vaughn	(2001)
1,317	Jerious Norwood	(2007)
1,311	Jerious Norwood	(2008)

Most Return Yards, Game

249	Tony Smith	vs. Pitt., (9/27/93)
220	Allen Rossum	vs. Pitt., (10/22/06)
198	Darrick Vaughn	at Stl., (1/6/02)
198	Clarence Verdin	vs. N.O., (12/11/94)

Highest Average Return, Career (Min. 75)

25.7	Darrick Vaughn	(2000-01)
25.6	Eric Weems	(2007-15)
25.5	Jerious Norwood	(2006-09)

Highest Average Return, Season (Min. 25)

27.7	Darrick Vaughn	(2000)
27.5	Eric Weems	(2010)
27.5	Sylvester Stamps	(1987)

Most Returns, Career

250	Allen Rossum	(2002-06)
147	Deion Sanders	(1989-93)
130	Eric Weems	(2006-15)

Most Returns, Season

62	Allen Rossum	(2003)
61	Darrick Vaughn	(2001)
58	Allen Rossum	(2004)

Longest Kickoff Returns

102t	Eric Weems	at T.B., (12/5/10)
100t	Darrick Vaughn	at Den., (9/10/00)
100t	Deion Sanders	at S.F., (10/13/91)
100t	Dennis Pearson	at Stl., (12/17/78)

Most Touchdowns, Kickoff Returns, Career

4	Darrick Vaughn	(2000-01)
3	Deion Sanders	(1989-93)
2	Byron Hanspard	(1997-99)

PUNT RETURNS

Most Return Yards, Career

1,723	Allen Rossum	(2002-06)
1,251	Billy Johnson	(1982-87)
1,036	Eric Weems	(2007-15)

Most Return Yards, Season

545	Allen Rossum	(2003)
489	Billy Johnson	(1983)
457	Allen Rossum	(2004)

Most Return Yards, Game

139	Darrien Gordon	vs. Dal. (11/11/01)
116	Billy Johnson	at NYJ. (10/23/83)
108	Al Dodd	vs. Chi. (10/13/74)

Highest Return Average, Career (Min. 75)

11.2	Allen Rossum	(2002-05)
10.8	Eric Weems	(2007-15)
10.1	Billy Johnson	(1982-87)

Highest Return Average, Season (Min. 20)

14.1	Darrien Gordon	(2001)
14.0	Allen Rossum	(2003)

INDIVIDUAL RECORDS

Highest Return Average, Game (Min. 3)

46.3	Darrien Gordon . . . vs. Dal., (11/11/01)
31.0	Harry Douglas . . . vs. Car., (11/23/08)
31.0	Billy Johnson . . vs. LA Raid., (11/21/82)

Most Returns, Career

154	Allen Rossum (2002-06)
124	Billy Johnson (1982-87)
109	Rolland Lawrence (1973-80)

Most Returns, Season

54	Rolland Lawrence (1976)
52	Todd Kinchen (1997)
51	Rolland Lawrence (1977)

Most Returns, Game

8	Tim Dwight at Det. (11/12/00)
8	Rolland Lawrence . . . at S.F., (10/9/77)

Most Touchdowns, Punt Returns, Career

2	Allen Rossum (2002-06)
2	Tim Dwight (1998-2000)
2	Deion Sanders (1989-93)

Longest Punt Returns

79t	Deion Sanders . . vs. Cin., (10/28/90)
77t	Tom McCauley . . vs. N.O., (10/25/70)
75t	Allen Rossum . . . at K.C., (10/24/04)
75t	John Mallory . . . vs. Min., (12/20/70)

COMBINED RETURNS

Combined Return Yards, Career

7,212	Allen Rossum (2002-06)
4,369	Eric Weems (2007-15)
4,177	Deion Sanders (1989-93)

Most Combined Return Yards, Season

1,836	Allen Rossum (2003)
1,707	Allen Rossum (2004)
1,491	Darrick Vaughn (2001)

Most Combined Returns, Career

404	Allen Rossum (2002-06)
240	Deion Sanders (1989-93)
226	Eric Weems (2006-15)

Most Combined Returns, Season

101	Allen Rossum (2003)
95	Allen Rossum (2004)
77	Allen Rossum (2002)

COMBINED NET YARDS

(Rushing, Receiving, KO & Punt Returns)

Most Combined Yards, Career

10,882	Roddy White (2005-15)
--------	---------------------------------

8,704	William Andrews (1979-86)
8,345	Gerald Riggs (1982-88)

Most Combined Yards, Season

2,207	Jerious Norwood (2007)
2,176	William Andrews (1983)
2,165	Jamal Anderson (1998)

Most Combined Yards, Game

296	Eric Metcalf . . . (0/97/176/23) vs. Phi., (9/22/96)
270	Jerious Norwood (56/22/192/0) vs. Stl., (12/28/08)
264	Tim Dwight (5/60/149/50) . . . at Den., (9/10/00)

PUNTING

Highest Punting Average, Career (Min. 100)

45.8	Matt Boshier (2011-15)
42.6	Rick Donnelly (1985-88)
42.0	Michael Koenen (2005-10)

Highest Punting Average, Season (Min. 35)

47.5	Matt Boshier (2012)
46.6	Matt Boshier (2013)
45.7	Matt Boshier (2014)

Highest Punting Average, Game (Min. 4)

66.6	Scott Fulhage vs. S.F., (10/14/90)
52.1	Rick Donnelly at Phi., (11/10/85)
50.0	Matt Boshier at Min., (9/28/14)

Highest Net Punting Average, Season

41.1	Matt Boshier (2013)
40.8	Matt Boshier (2014)
38.9	Matt Boshier (2011)

Most Punts, Career

873	John James (1972-81)
469	Dan Stryzinski (1995-2000)
440	Michael Koenen (2005-10)

Most Punts, Season

109	John James (1978)
105	John James (1977)
101	John James (1976)

Most Punts, Game

12	John James vs. Was., (12/10/78)
11	Rick Donnelly at Phi., (10/30/88)

Most Punts Inside 20, Season

30	Michael Koenen (2007)
29	Michael Koenen (2010)
28	John James (1976)

INDIVIDUAL RECORDS

Longest Punt

- 75 Harold Alexander . . . at Chi., (10/3/93)
- 75 John James vs. Oak., (11/30/75)
- 72 John James vs. N.O., (9/16/73)

Most Fair Catches Forced, Season

- 45 Dan Stryzinski (1997)
- 34 Dan Stryzinski (1999)
- 33 Chris Mohr (2003)

INTERCEPTIONS

Most Passes Intercepted, Career

- 39 Rolland Lawrence (1973-81)
- 31 Ray Brown (1971-77)
- 30 Ray Buchanan (1997-2003)
- 30 Scott Case (1984-94)

Most Passes Intercepted, Season

- 10 Scott Case (1988)
- 9 Rolland Lawrence (1975)
- 8 Ray Brown (1974)

Most Passes Intercepted, Game

- 2 32 Times**
Last time by, Robert Alford. . . at Bal.,
(10/19/14)

Most Consecutive Games Pass Int.

- 4 D.J. Johnson (Weeks 2-5, 1994 Season)
- 4 Ken Reaves . . . (3 games-1970, 1-1971)

Most Interception Return Yards, Career

- 658 Rolland Lawrence (1973-80)
- 574 Ray Brown (1971-77)
- 520 Deion Sanders (1989-93)
- 442 Ray Buchanan (1997-03)
- 439 Ken Reaves (1966-73)

Most Interception Return Yards, Season

- 221 Tom Pridemore (1981)
- 177 DeAngelo Hall (2005)
- 164 Ray Brown (1974)

Most Interception Return Yards, Game

- 101 Tom Pridemore vs. S.F. (1 INT), (9/20/81)

Most Interceptions For TD's, Career

- 3 Kevin Mathis (2002-04)
- Deion Sanders (1989-93)

Most Interceptions For TD's, Season

- 2 Four Times
Last by Kevin Mathis (2004)

Most Interceptions For TD's, Game

- 2 Kenny Johnson . . . vs. G.B. (26 and 31),
(11/27/83)

FUMBLE RECOVERIES

Most Recoveries, Career

- 14 Greg Brezina (12 yds) (1968-79)
- 13 Tom Pridemore (50 yds) . . . (1978-85)
- 13 Rolland Lawrence (20 yds) . . (1973-80)
- 13 Tommy Nobis (6 yds) (1966-76)

Most Recoveries, Season

- 5 Four Times
Last by Jeff Yeates (0 yards) . . . (1979)

Most Recoveries, Game

- 2 Seven Times,
Last by Jonathan Babineaux . . . vs. Mia.,
(9/13/09)

Most Yards, Fumble Recoveries, Career

- 155 Jessie Tuggle (10 recoveries) (1987-97)
- 113 Bob Glazebrook (4) (1978-83)
- 111 Joel Williams (8) (1979-89)

Most Yards, Fumble Recoveries, Season

- 91 Bob Glazebrook (2) (1982)
- 86 DeAngelo Hall (2) (2005)
- 75 Oliver Barnett (1) (1991)

Most TD's, Fumble Recoveries, Career

- 5 Jessie Tuggle (10 recoveries) (1987-98)

Most TD's, Fumble Recoveries, Season

- 2 Kenny Johnson (1981)

Most TD's Fumble Recoveries, Game

- 1 53 Times
Last by Thomas DeCoudvs. TB., 30 yds,
(10/20/13)

Safeties, Career

- 2 Three Times
Last by Brian Jordan (1989-91)

SACKS

Most Sacks, Career

- 94.5 (757 yds) Claude Humphrey (1968-78)
- 68.5 (463 yds) John Abraham . . . (2006-12)
- 58.5 (321.5 yds) Chuck Smith (1992-99)

Most Sacks, Season

- 16.5 John Abraham (2008)
- 16.0 Joel Williams (1980)
- 15.0 Claude Humphrey (1976)

INDIVIDUAL RECORDS

Most Sacks, Game

5.0 Chuck Smithat N.O., (10/12/97)
5.0 Claude Humphrey(Twice)
4.0 Claude Humphrey .at N.O., (12/19/71)

Most Sack Yards, Season

137.5 Joel Williams..... (1980)
127.5 Claude Humphrey(1976)
109.5 John Abraham.....(2008)

Most Sack Yards, Career

757.0 Claude Humphrey (1968-78)
463.0 John Abraham..... (2006-12)
395.0 John Zook..... (1969-75)

CAREER SERVICE & STREAKS

SERVICE

Most Seasons Played

18	Jeff Van Note.....	(1969-86)
17	Mike Kenn	(1978-94)
14	Todd McClure	(1999-12)
14	Jessie Tuggle	(1987-00)
12	Bob Whitfield	(1992-03)
12	Bobby Butler	(1981-92)
11	Jonathan Babineaux.....	(2005-15)
11	Keith Brooking.....	(1998-08)
11	Scott Case	(1984-94)
11	Steve Bartkowski.....	(1975-85)
11	Jim Mitchell.....	(1969-79)
11	Tommy Nobis	(1966-76)

Most Games Played

251	Mike Kenn	(1978-94)
246	Jeff Van Note.....	(1969-86)
209	Jessie Tuggle	(1987-00)
197	Todd McClure	(1999-12)
178	Bob Whitfield	(1992-03)
169	Bobby Butler	(1981-92)
169	Jonathan Babineaux.....	(2005-15)
162	Scott Case	(1984-94)
161	Keith Brooking.....	(1998-08)
155	Jim Mitchell.....	(1969-79)
155	Roddy White	(2005-14)
151	Greg Brezina	(1968-79)

Most Games Started

251	Mike Kenn
225	Jeff Van Note
197	Todd McClure
189	Jessie Tuggle
167	Bob Whitfield
145	Keith Brooking
133	Tommy Nobis
133	Roddy White
127	Claude Humphrey
127	Jonathan Babineaux

Most Consecutive Games Played

155	Jeff Van Note.....	(1976-86)
144	Todd McClure	(2001-10)
130	Keith Brooking.....	(2001-Week 16-08)
129	Bob Whitfield	(1992-Week 11, '00)
112	Ken Reaves.....	(1966-73)
112	Patrick Kerney.....	(1999-05)

Most Consecutive Games Started

144	Todd McClure	(2001-10)
128	Keith Brooking.....	(2000-08)
123	Bob Whitfield	(Wk 1, '93-Wk 11, '00)
112	Jeff Van Note.....	(1970-84)
100	Steve Bartkowski..	(Wk 8, '77-Wk 10, '84)

Most Pro Bowl Appearances

6	Claude Humphrey....	(1970, 71, 72, 73, 74, 77)
6	Jeff Van Note....	(1974, 75, 79, 80, 81, 82)
5	Jessie Tuggle	(1992, 94, 95, 97, 98)
5	Tommy Nobis	(1966, 67, 68, 70, 72)
5	George Kunz	(1969, 71, 72, 73, 74)
5	Mike Kenn	(1980, 81, 82, 83, 84)
5	Keith Brooking.....	(2001, 02, 03, 04, 05)
4	Roddy White	(2008, 09, 10, 11)
4	Alge Crumpler.....	(2003, 04, 05, 06)
4	Elbert Shelley.....	(1992, 93, 94, 95)

Most Consecutive Pro Bowl Appearances

5	Keith Brooking.....	(2001-05)
5	Claude Humphrey.....	(1970-74)
5	Mike Kenn	(1980-84)
4	Roddy White	(2008-11)
4	Tony Gonzalez.....	(2010-13)
4	Alge Crumpler.....	(2003-06)
4	Elbert Shelley.....	(1992-95)
4	Andre Rison	(1990-93)
4	William Andrews	(1980-83)
4	Jeff Van Note.....	(1979-82)
4	George Kunz	(1971-74)

SCORING

Most Consecutive Games, Scoring

124	Morten Andersen....	(1995 Week 1-2000, 2006 Week 2-2006, Week 17, 2007 Week 2-2007 Week 17)
95	Matt Bryant	(2009-WK 13, 2015)

Most Consecutive Games Scoring TD

7	Michael Turner (all rushing)	(2009)
7	T.J. Duckett, (all rushing)	(2003)
6	Terance Mathis, (all receiving)	(1998)
5	Devonta Freeman (9 rush, 1 rec) ..	(2015)
5	Eric Metcalf, (4 receiving, 1 return) ..	(1995)
5	Michael Turner (all rushing)	(2012)
4	Roddy White, (all receiving)	(2011)
4	Roddy White, (all receiving)	(2009)
4	Michael Turner (all rushing)	(2008)
4	T.J. Duckett, (all rushing)	(2005)
4	Bert Emanuel, (all receiving)	(1997)
4	Andre Rison, (all receiving)	(1993)
4	Gerald Riggs, (all rushing)	(1986)
4	Jim Mitchell, (3 receiv., 1 fumble) ..	(1975)
4	Dave Hampton, (3 rush, 1 receiv.) ..	(1975)

Most Consecutive Games With TD Pass

27	Chris Chandler	(Wk 3, '97-Wk 3, '99)
20	Matt Ryan.....	(Wk. 13, '13-Wk. 16, '14)
15	Matt Ryan.....	(2011)
15	Matt Ryan.....	(2010)
14	Chris Miller	(Wk 11, '91-Wk 8, '92)

CAREER SERVICE & STREAKS

14 Steve Bartkowski. . . . (Wk 7, '80–Wk 4, '81)

Most Consecutive Games With TD Catch

6 Terance Mathis. (1998)
 4 Roddy White. (2011)
 4 Roddy White. (2009)
 4 Bert Emanuel. (1997)
 4 Andre Rison. (1993)
 4 Andre Rison. (1991)

KICKING

Most Consecutive PAT's

222 Matt Bryant. (2009-14)
 153 Morten Anderson. . . . (1998 WK 4–2000,
 (2006–07)
 139 Norm Johnson. (1991–94)

Most Consecutive Games FG Made

14 Jay Feely. (2001)
 13 Jay Feely. (2002)
11 Matt Bryant. (2011)
 11 Norm Johnson. (1993)

Most Consecutive Field Goals

27 Matt Bryant. (2010-11)
 26 Norm Johnson. (1992–93)
 18 Todd Peterson. (2005)
 18 Morten Andersen. (1995)

RUSHING

Most Consecutive 100-Yard Games

6 Jamal Anderson. (1998)
 4 Gerald Riggs. (1985)
3 Devonta Freeman. (2015)
 3 Michael Turner. (2009)
 3 Gerald Riggs. (1986)
 3 William Andrews. (1983)

Most Consecutive 1,000-yard Seasons

3 Warrick Dunn. (2004–06)
 3 Jamal Anderson. (1996–98)

3 Gerald Riggs. (1984–86)
 3 William Andrews. (1979–81)

RECEIVING

Most Consecutive Games With Reception

127 Roddy White. (Wk 14 2006-present)
 103 Alfred Jenkins. (1975–1983)
 80 Tony Gonzalez. (2009–13)
 74 Alge Crumpler. (2001–2007)
 59 Terance Mathis. (1997–2000)

Most Consecutive 100-Yard Games

4 Terance Mathis. (1994)
 (Nov. 13 10–125, Nov. 20 8–168,
 Nov. 27 10–124, Dec. 4 7–128)
 4 Andre Rison. (1990)
 (Sept. 23 11–128, Oct. 7 10–154,
 Oct. 14 9–172, Oct. 21 5–161)

PASSING

Most Consecutive Passes Without INT

197 Steve Bartkowski. (1982–83)
185 Matt Ryan. (2010)
 185 Chris Miller. (1989)

Most Consecutive Games With TD Pass

22 Matt Ryan. (2010-2012)
 22 Chris Chandler. (1997–99)
20 Matt Ryan. (2013-2014)
 14 Chris Miller. (1991–92)
 14 Steve Bartkowski. (1980–81)

INTERCEPTIONS

Most Consecutive Games Pass INT

6 Matt Ryan. (Weeks 5–10, 2009)

ALL-TIME LISTS

ALL-TIME FUMBLE RETURNS FOR TOUCHDOWN

Date	Play
(10/19/69)	Jim Weatherford for 74 yards at S.F.
(12/21/69)	Claude Humphrey for 24 yards vs. Min.
(10/25/70)	Randy Marshall rec. in end zone vs. N.O.
(12/6/70)	John Mallory for 17 yards at S.F.
(10/17/71)	John Mallory for 54 yards vs. LA Rams
*(10/28/71)	Jim Mitchell for 55 yards at Min.
(12/5/71)	Tom Hayes for 60 yards vs. Oak.
(9/17/72)	John Zook for 26 yards at Chi.
(10/5/75)	Jim Mitchell for 50 yards vs. N.O.
(11/13/77)	Ralph Ortega for 14 yards vs. Det.
(10/29/79)	Rick Byas for 40 yards vs. Sea.
(10/5/80)	Buddy Curry for 30 yards vs. Det.
(10/5/80)	Joel Williams for 42 yards vs. Det.
(12/14/80)	Al Richardson rec. in end zone vs. S.F.
(10/6/81)	Kenny Johnson for 35 yards vs. N.O.
(10/13/81)	Joel Williams for 57 yards at G.B.
(10/5/81)	Kenny Johnson for 20 yards at Phi.
(11/29/81)	Alfred Jackson rec. in end zone at Hou.
(9/12/82)	Bob Glazebrook for 91 yards at NYG
** (1/9/83)	Doug Rogers rec. in end zone at Min.
(10/30/83)	John Rade for 16 yards vs. N.E.
(11/20/83)	Blane Gaison for 64 yards vs. S.F.
(10/20/85)	Mike Gann for 42 yards vs. N.O.
(10/21/86)	Mike Pitts for 22 yards at Dal.
(10/26/86)	James Britt for 65 yards at LA Rams
(12/6/87)	Robert Moore for 20 yards at Dal.
(10/30/88)	Mike Gann for 36 yards at Phi.
(12/11/88)	Jessie Tuggle for two yards at LA Rams
(10/17/89)	Bobby Butler for 29 yards vs. Dal.
(10/9/90)	Jessie Tuggle for 65 yards vs. Hou.
(10/22/91)	Jessie Tuggle for 18 yards vs. LA Raiders
(9/29/91)	Ken Tippins for 23 yards vs. N.O.
(11/17/91)	Oliver Barnett for 75 yards vs. T.B.
(12/1/91)	Joe Fishback for 16 yards vs. G.B.
(12/3/92)	Jessie Tuggle for 69 yards vs. N.O.
(9/27/93)	Vinnie Clark for 46 yards vs. Pitt.
(11/13/94)	Eric Jack for 27 yards at N.O.
(10/4/97)	William White for 18 yards vs. Car.
(10/11/97)	Antonio Edwards for two yards at NYG
(11/8/98)	Chuck Smith for 71 yards at N.E.
(11/15/98)	Jessie Tuggle for one yard vs. S.F.
(11/3/02)	Patrick Kerney for four yards vs. Bal.

(10/26/04)	Brady Smith for zero yards vs. Stl.
(10/16/05)	DeAngelo Hall for 66 yards at N.O.
(10/24/05)	Chauncey Davis for 24 yards vs. NYJ
(10/7/07)	DeAngelo Hall for 56 yards at Ten.
^(12/21/08)	Justin Blalock rec. in end zone at Min.
(11/2/09)	Kroy Biermann for four yards at N.O.
(12/27/09)	Lawrence Sidbury for 11 yards vs. Buf.
(12/19/10)	Jonathan Babineaux in endzone at Sea.
(12/15/11)	Corey Peters for 13 yards vs. Jax
(11/18/12)	Jonathan Babineaux for 15 yards vs. Az.
(10/20/13)	Thomas Decoud for 30 yards vs. TB
(12/21/14)	Osi Umenyiora for 86 yards at N.O.
(10/4/15)	Desmond Trufant for 24 yards vs. Hou
(10/4/15)	Nate Stupar for 84 yards vs. Hou

*Ball was fumbled by teammate and picked up and run back for a touchdown.

**1982 Playoffs

^Ball was fumbled by teammate in end zone and recovered for a touchdown.

ALL-TIME INTERCEPTIONS FOR A TOUCHDOWN

Date	Play
(12/4/66)	Bobby Riddle for 62 yards at Min.
(10/17/67)	Lee Calland for 77 yards at Bal.
(10/29/67)	Tommy Nobis for 41 yards vs. Min.
(10/20/68)	Ken Reaves for 90 yards at LA Rams
(12/15/68)	Jimmy Burson for 73 yards vs. S.F.
(10/31/71)	Don Hansen for 40 yards at Cle.
(10/1/72)	Tommy Nobis for 29 yards vs. LA Rams
(9/16/73)	Tom Hayes for 65 yards at N.O.
(12/9/73)	Tom Hayes for 38 yards vs. Stl.
(10/6/74)	Ray Brown for 59 yards at NYG
(11/23/75)	Ray Brown for 41 yards vs. Den.
(11/30/75)	Rolland Lawrence for 87 yards at Oak.
(11/13/77)	Robert Pennywell for 20 yards vs. Det.
(11/20/77)	Rick Byas for 72 yards at N.O.
(9/2/79)	James Mayberry for six yards at N.O.
(12/16/79)	Robert Pennywell for 39 yards vs. S.F.

ALL-TIME LISTS

(9/13/81) Fulton Kuykendall for 20 yards at G.B.
 (9/20/81) Tom Pridemore for 101 yards vs. S.F.
 (11/23/81) Buddy Curry for 35 yards vs. Min.
 *(1/9/83) Bob Glazebrook for 35 yards vs. Min.
 (11/27/83) Kenny Johnson (2) for 26 & 31 yds vs G.B.
 (9/23/84) Jeff Jackson for 35 yards vs. Hou.
 (9/22/85) John Rade for 38 yards vs. Den.
 (9/21/86) Bobby Butler for 33 yards at Dal.
 (11/16/86) Joel Williams for 14 yards vs. Chi.
 (9/18/88) Robert Moore for 47 yards at S.F.
 (9/9/90) Deion Sanders for 82 yards vs. Hou.
 (12/23/90) Scott Case for 36 yards vs. LA Rams
 (12/30/90) Deion Sanders for 61 yards vs. Dal.
 (12/15/91) Deion Sanders for 55 yards vs. Sea.
 (9/11/94) Darnell Walker for 44 yards vs. L.A.
 (11/5/95) Alton Montgomery for 71 yards vs. Det.
 (11/26/95) Jessie Tuggle for 27 yards at Arz.
 (10/18/98) Eugene Robinson for 25 yards vs. N.O.
 (12/27/98) Ronnie Bradford for 11 yards vs. Mia.
 (12/5/99) Ray Buchanan 52 yards vs. N.O.
 (9/3/00) Ashley Ambrose for 36 yards vs. S.F.
 (10/1/00) Tim Dwight for 70 yards at Phi.
 (11/24/02) Keion Carpenter for 41 yards at Car.
 (11/16/03) Tod McBride for 15 yards at N.O.
 (12/7/03) Kevin Mathis for 32 yards in OT vs. Car.
 (12/20/03) Juran Bolden for 41 yards at T.B.
 (10/3/04) Kevin Mathis for 35 yards at Car.
 (10/31/04) Kevin Mathis for 66 yards at Den.
 (12/12/04) Rod Coleman for 39 yards vs. Oak.
 (1/2/05) DeAngelo Hall for 48 yards at Sea.
 (9/21/08) Chris Houston 10 yards at K.C.
 (11/9/08) Chevis Jackson 95 yards vs. N.O.
 (11/8/09) Tye Hill 62 yards vs. Was.
 (10/10/10) Kroy Biermann 31 yards at Cle.
 (12/27/10) Chauncey Davis 26 yards vs. N.O.
 (09/11/11) Kroy Beirmann 50 yards at Chi.
 (01/01/12) Curtis Lofton 26 yards vs. T.B.
 (10/14/12) Asante Samuel 79 yards vs. OAK
 (9/15/13) Osi Umenyiora for 68 yards vs. STL
 (12/8/13) Sean Weatherspoon for 71 yards at GB
 (9/18/14) Kemal Ishmael for 23 yards vs T.B.
 (10/11/15) Robert Alford for 59 yards vs Was.
 *1982 NFC Playoffs.....

ALL-TIME 2-POINT CONVERSIONS

Date Play

(10/2/94) Terance Mathis at LA Rams
 (10/27/94) Terance Mathis vs. Phi.
 (12/18/94) Andre Rison at G.B.
 (10/1/95) Terance Mathis vs. N.E.
 (11/5/95) Terance Mathis vs. Det.
 (9/17/99) Terance Mathis at N.O.
 (9/22/96) Terance Mathis vs. Phi.
 (11/29/98) Jamal Anderson at Stl.
 (10/15/00) Jamal Anderson at Stl.
 (10/14/01) Shawn Jefferson vs. S.F.
 (9/18/05) Alge Crumpler at Sea.
 (10/9/05) Brian Finneran vs. N.E.
 (11/13/05) Brian Finneran vs. G.B.
 (1/1/06) Brian Finneran vs. Car.....
 (12/7/08) Michael Jenkins at N.O.
 (10/24/10) Roddy White vs. Cin.
 (11/17/13) Tony Gonzalez at TB
 (11/9/14) Harry Douglas at TB
 (9/27/15) Levine Toilolo at Dal.

ALL-TIME BLOCKED PUNT FOR TOUCHDOWN

Date Play
 (12/7/69) Ron Acks rec. in the end zone vs. N.O.
 (10/3/71) Tom Hayes for 20 yards at Det.
 (10/10/71) Tom Hayes for 25 yards vs. Stl.
 (9/3/78) Tom Moriarty rec. in end zone vs. Hou.
 (10/21/79) Rolland Lawrence for 41 yards at S.F.
 (10/5/80) Frank Reed for 16 yards vs. Det.
 (10/14/90) Bobby Butler for 62 yards vs. S.F.
 (1/4/03) Artie Ulmer for 1 yd at G.B. in NFC W.C.

ALL-TIME BLOCKED FIELD GOAL FOR T.D.

Date Play
 (10/12/95) Kevin Ross for 83 yards at Stl.
 (10/16/05) Demorrio Williams for 59 yards at N.O.

ALL-TIME KICKOFF RETURN FOR TOUCHDOWN

Date Play
 (9/17/67) Ron Smith for 99 yards at Bal.
 (11/16/69) Mal Snider for 48 yards vs. Chi.
 (12/17/78) Dennis Pearson for 100 yards at Stl.
 (10/20/85) Cliff Austin for 94 yards vs. N.O.
 (12/20/87) Sylvester Stamps for 97 yards vs. S.F.
 (12/30/90) Keith Jones for 76 yards vs. Dal.
 (10/13/91) Deion Sanders for 100 yards vs. S.F.

ALL-TIME LISTS

(10/13/92)	Deion Sanders for 99 yards at Was.	yards vs. Min.
(11/21/92)	Deion Sanders for 73 yards at Buf.	(9/29/74) Gerald Tinker for 72 yards vs. N.O.
(9/27/93)	Tony Smith for 97 yards vs. Pitt.	(10/23/83) Billy Johnson for 71 yards at NYJ
(11/30/97)	Byron Hanspard for 93 yards at Sea.	(9/10/89) Deion Sanders for 68 yds. vs. LA Rams
(12/7/97)	Byron Hanspard for 99 yards at S.D.	(10/28/90) Deion Sanders for 79 yards vs. Cin.
(10/4/98)	Tim Dwight for 93 yards vs. Car.	(10/12/95) Eric Metcalf for 66 yards at Stl.
(9/10/00)	Darrick Vaughn for 100 yards at Den.	(12/12/99) Winslow Oliver for 58 yards at S.F..
(10/15/00)	Darrick Vaughn for 96 yards at Stl.	(1/3/00) Tim Dwight for 70 yards vs. S.F.
(12/17/00)	Darrick Vaughn for 88 yards at N.O.	(10/1/00) Tim Dwight for 70 yards at Phi.
(1/6/02)	Darrick Vaughn for 96 yards at Stl.	(11/23/03) Allen Rossum for 59 yards vs. Tenn.
(12/15/02)	. Allen Rossum for 91 yards vs. Sea.	(10/24/04) Allen Rossum for 75 yards at K.C.
(12/5/10)	Eric Weems for 102 yards at T.B.	(11/23/08) Harry Douglas for 61 yards vs. Car.
*(1/15/11)	Eric Weems for 102 yards vs. G.B.	(1/2/11) Eric Weems for 55 yards vs. Car.
* 2010 Divisional Round Playoff Game		(9/18/14) Devin Hester for 62 yards vs T.B.

ALL-TIME PUNT RETURN FOR TOUCHDOWN

	Date	Play
(10/25/70)	Tom McCauley for 77 yards vs. N.O.	
	(12/20/70) . . . John Mallory for 75	

TOP PERFORMANCES

RUSHING YARDAGE

220	Michael Turner vs. Det., (22 att) ... (9/7/08)
208	Michael Turner vs. Stl., (25 att) . (12/28/08)
202	Gerald Riggs vs. N.O., (35 att) (9/2/84)
197	Gerald Riggs vs. K.C., (26 att) . . . (12/8/85)
192	Erric Pegram vs. S.F., (27 att) (9/19/93)
188	Jamal Anderson at Stl., (31 att) .. (11/29/98)
180	Erric Pegram at Cin., (37 att) . . . (12/26/93)
178	Warrick Dunn at NYG., (25 att) .. (11/9/03)
173	Michael Vick at Min., (10 att) (12/1/02)
172	Michael Turner vs. T.B., (17 att) (1/1/12)
172	Jamal Anderson vs. Stl., (22 att) . . (11/1/98)
172	Gerald Riggs vs. Mia., (33 att) .. (11/30/88)
167	William Andrews vs. N.O., (30 att) (9/2/79)
166	Michael Turner vs. Was., (18 att) . (11/8/09)
166	Michael Vick vs. N.O., (12 att) . . (11/26/06)
162	Warrick Dunn at N.O., (23 att) .. (11/16/03)
162	Jamal Anderson vs. Stl., (20 att) . (11/2/97)
162	Steve Broussard vs. Was., (26 att) (12/19/93)
161	William Andrews vs. Mia., (21 att) . (12/10/83)
161	Dave Hampton vs. L.A., (29 att) . (10/1/72)
158	Gerald Riggs vs. N.O., (39 att) . . (12/22/85)
158	William Andrews vs. Buf, (28 att) (12/17/83)
155	Warrick Dunn vs. NYJ, (24 att) (10/24/05)
155	Mike Rozier vs. Dal., (21 att) . . (12/30/90)
153	D. Freeman vs. Was., (27 att) . (12/30/90)
152	Michael Turner vs. T.B., (32 att) . (12/14/08)
152	Jamal Anderson at Arz., (33 att) . (12/21/97)
151	Michael Turner at N.O., (20 att) . . (11/2/09)
150	William Andrews vs. Phi., (25 att) (10/2/83)
150	William Andrews vs. Det., (32 att) (9/18/83)
148	Maurice Smith vs. Dal., (27 att) . . (11/11/01)
148	Jamal Anderson at N.O., (27 att) (12/13/98)
147	Jason Snelling at T.B., (25 att) (1/3/10)
147	Jamal Anderson at Det., (30 att) (12/20/98)
146	Warrick Dunn vs. NYG, (14 att) . (10/15/06)
145	Lynn Cain vs. LA Rams (35 att) . . (10/7/84)
142	Warrick Dunn at N.O., (23 att) .. (10/27/02)
141	D. Freeman at Dal, (30 att) (9/27/15)
141	Michael Vick vs. Car., (14 att) (12/7/03)
141	Gerald Riggs vs. LA Rams, (35 att) . (10/12/86)
140	Michael Turner at Cle., (19 att) (10/10/10)
139	Michael Turner at Car., (27 att) (10/16/11)
139	Michael Turner at Oak. (30 att) . . (11/2/08)
139	Gerald Riggs vs. Sea., (23 att) . . (10/13/85)
136	Gerald Riggs vs. S.F., (28 att) (9/30/84)
136	Gerald Riggs vs. Ind., (30 att) (12/7/86)
135	Dave Hampton vs. Stl., (23 att) . . (9/21/75)
134	Warrick Dunn vs. T.B., (21 att) (9/17/06)
134	Warrick Dunn vs. Car., (28 att) . . (12/18/04)
134	Gerald Riggs vs. Was., (27 att) . . (11/5/84)
133	Gerald Riggs vs. S.F., (30 att) (12/2/84)
132	Warrick Dunn at Car., (29 att) . . . (9/10/06)
132	Warrick Dunn at Sea., (25 att) . . . (1/2/04)
132	Warrick Dunn vs. Det., (30 att) . (12/22/02)

132	Jamal Anderson vs. N.O., (25 att) (10/18/98)
131	Michael Turner at Stl., (28 att) . . . (11/21/10)
131	Gerald Riggs vs. Det., (31 att) (9/8/85)
131	William Andrews vs. S.D., (21 att) (12/2/79)
129	Jason Snelling vs. Arz., (24 att) . . (9/19/10)
129	Warrick Dunn at Pitt., (20 att) .. (11/10/02)
129	Gerald Riggs vs. Phi., (27 att) (11/10/85)
129	William Andrews vs. G.B., (20 att) . (11/27/83)
129	Haskel Stanback vs. N.O., (22 att) . . (12/18/77)
129	Gerald Riggs vs. T.B., (27 att) (9/28/86)
128	Erric Pegram at LA Rams, (27 att) (11/14/93)
127	Michael Vick vs. T.B., (14 att) (9/17/06)
127	Gerald Riggs vs. Was., (22 att) . . (11/3/85)
127	Gerald Riggs vs. Dal., (24 att) . . (10/27/85)
127	Jim Butler vs. S.F., (17 att) (10/4/70)
126	Warrick Dunn vs. Min., (18 att) . (10/02/05)
126	William Andrews vs. S.F., (28 att) (9/25/83)
125	William Andrews vs. N.E., (25 att) . (10/30/83)
125	John Settle vs. Den., (25 att) . . . (10/16/88)
124	William Andrews vs. N.E., (19 att) (9/14/80)
123	Jamal Anderson at S.F., (13 att) . . (9/27/98)
123	Erric Pegram at N.O., (34 att) . . . (10/24/93)
123	Gerald Riggs vs. LA Rams, (41 att) . . (11/17/85)
123	Lynn Cain vs. Min., (24 att) (9/7/80)
123	Woody Thompson vs. N.O., (24 att) (11/20/77)
122	Jamal Anderson vs. Ind., (30 att) . (12/6/98)
122	Michael Turner at Det., (27 att) . . (10/23/11)
121	Michael Turner vs. Cin., (23 att) (10/24/10)
121	Michael Turner at G.B. (26 att) . (10/5/08)
121	William Andrews vs. Phi., (24 att) (9/10/79)
120	Michael Turner at S.D., (31 att) . . (11/30/08)
120	Craig Heyward vs. NYJ, (19 att) . . (9/24/95)
120	Gerald Riggs vs. Was., (23 att) . . (9/20/87)
120	Gerald Riggs vs. Hou., (25 att) . . . (9/23/84)
119	Jamal Anderson at Det., (25 att) (11/12/00)
119	William Andrews vs. Rams, (21 att) . (11/21/82)
119	William Andrews vs. Rams, (21 att) . (10/11/81)
119	Gerald Riggs vs. Dal., (30 att) (12/6/87)
117	Michael Turner vs. Car., (24 att) . (11/23/08)
117	Warrick Dunn vs. Arz., (20 att) . . (9/26/04)
117	Jamal Anderson vs. Car., (31 att) (10/4/98)
117	Craig Heyward vs. Stl., (20 att) . . (11/19/95)
117	Junior Coffey vs. Cle., (17 att) . . (10/30/66)
116	D. Freeman at Ten., (25 att) . . . (10/25/15)
115	Michael Vick at Den., (12 att) . . (10/31/04)
115	William Andrews vs. Stl., (20 att) . (11/9/80)
115	William Andrews vs. Rams, (23 att) (12/14/81)
115	Gerald Riggs vs. S.F., (19 att) (9/18/88)
115	John Settle vs. Sea., (21 att) (10/2/88)
115	Mike Rozier vs. T.B., (23 att) (12/2/90)
114	Michael Turner vs. Phi., (21 att) . . . (9/18/11)
114	Michael Turner at N.O., (30 att) . . (9/26/10)
114	Jim Butler vs. N.O., (20 att) (10/24/71)
113	Gerald Riggs vs. Hou., (21 att) . . (10/25/87)
112	Michael Turner at Car., (28 att) . (12/12/10)

112 Gerald Riggs vs. Cin., (23 att.) . . . (11/15/87)
 112 Haskel Stanback vs. T.B., (23 att) (9/24/78)
 111 Michael Turner at Car., (9 att) . . (11/15/09)
 111 William Andrews vs. Rams, (20 att) . (10/26/80)
 111 William Andrews vs. Was., (24 att) . . (11/30/80)
 111 Gerald Riggs vs. Stl., (29 att) . . . (9/14/86)
 110 Michael Turner vs. G.B., (23 att) . (11/28/10)
 110 Jamal Anderson vs. NYG, (29 att) . . (10/11/98)
 110 Gerald Riggs vs. Chi., (30 att) . . (11/24/85)
 109 Michael Vick vs. Stl., (12 att) . . . (9/19/04)
 109 Jamal Anderson vs. Car., (22 att) . (11/3/96)
 109 Gerald Riggs vs. Dal., (25 att) . . . (9/21/86)
 108 Jamal Anderson at Car., (14 att) . . (9/1/96)
 108 William Andrews vs. S.F., (24 att) . (12/19/82)
 108 Gerald Riggs vs. Stl., (29 att) . . . (9/14/86)
 107 Michael Turner vs. T.B., (24 att) . . (11/7/10)
 107 Jerious Norwood at Was., (9 att) (12/3/06)
 107 Jamal Anderson vs. K.C., (28 att) . . (12/24/00)
 107 Sonny Collins vs. S.F., (31 att) . . . (11/14/76)
 106 Jerious Norwood vs. Arz., (6 att) . (10/1/06)
 106 Dave Hampton vs. Den., (26 att) (11/23/75)
 105 Michael Turner vs. Car., (28 att) . (9/20/09)
 105 William Andrews vs. S.F., (18 att) (12/4/80)
 104 Michael Turner vs. K.C., (23 att) . . (9/21/08)
 104 Jamal Anderson at N.E., (32 att) . . (11/8/98)
 104 Michael Vick at NYG, (15 att) . . (11/21/04)
 104 Bubba Bean vs. Rams, (17 att) . . . (11/19/79)
 104 Cliff Austin vs. N.O., (27 att) . . . (9/7/86)
 104 Steve Broussard vs. S.F., (10 att) . (10/13/91)
 104 Dave Hampton vs. N.O., (19 att) . . (9/16/73)
 103 Michael Turner vs. Car., (13 att) . . (9/30/12)
 103 Warrick Dunn vs. Oak., (25 att) . (12/12/04)
 103 Jamal Anderson vs. Mia., (18 att) (12/27/98)
 103 Jamal Anderson at Det., (16 att) . . (10/6/96)
 103 Art Malone vs. Rams, (18 att) . . . (10/1/72)
 102 Michael Turner vs. Dal., (20 att) . . (11/4/12)
 102 Byron Hanspard vs. Arz., (26 att) (12/26/99)
 102 Craig Heyward at N.O., (25 att) . . (9/17/95)
 102 Lynn Cain vs. Det., (21 att) (10/5/80)
 102 John Settle vs. N.O., (10 att) (9/11/88)
 102 Mike Rozier vs. Rams, (21 att) . . (12/23/90)
 101 Michael Vick vs. Arz., (11 att) . . . (10/1/06)
 101 Warrick Dunn vs. Sea., (20 att) . . (12/15/02)
 101 William Andrews vs. Phi., (18 att) (12/7/80)
 101 William Andrews vs. Hou., (25 att) . (11/19/81)
 101 Dave Hampton vs. N.O., (25 att) . (10/5/75)
 101 Steve Broussard vs. S.D., (20 att) . (9/15/91)
 101 Steven Jackson vs. Ari., (18 att) . . (9/30/14)
100 D. Freeman at N.O., (13 att) . . . (10/15/15)
 100 Michael Turner vs. Ten., (21 att) . . (11/20/11)
 100 Michael Turner at Chi., (10 att) . . . (9/11/11)
 100 Warrick Dunn at N.O., (22 att) . . (10/16/05)
 100 T. J. Duckett at Car., (14 att) (9/28/030)
 100 Jamal Anderson vs. S.F., (31 att) . (11/15/98)
 100 Sonny Collins vs. Sea., (17 att) (11/7/76)
 100 William Andrews vs. S.F., (21 att) (9/28/80)
 100 Warrick Dunn vs. S.F., (27 att) . . . (11/4/07)

259 Julio Jones at G.B., (11 rec) (12/8/14)
 210 Roddy White at S.F., (8 rec) (10/11/09)
 201 Roddy White vs. Cin., (11 rec) . . (10/24/10)
 198 Terance Mathis at N.O., (6 rec) . . (12/13/98)
 193 Andre Rison at Det., (14 rec) (9/4/94)
 193 Alfred Jackson vs. S.F., (11 rec) . . (12/2/84)
 190 Michael Haynes vs. Was., (6 rec) . . (12/17/89)
 190 Ken Burrow vs. Det., (6 rec) (10/3/71)
 190 Ken Burrow vs. N.O., (8 rec) (12/19/71)
189 Julio Jones vs Ari., (10 rec) . . . (11/30/14)
 187 Michael Haynes vs. N.O., (6 rec) . (11/24/91)
 184 Terance Mathis vs. Rams, (10 rec) (11/19/95)
182 Julio Jones vs. STL (11 rec) (9/15/13)
 182 Quentin McCord vs. Det., (7 rec) (12/22/02)
 182 Michael Haynes vs. N.O., (7 rec) . (9/12/93)
 179 Alfred Jenkins vs. N.O., (5 rec) . . . (11/1/81)
178 Julio Jones vs. Car., (9 rec) (12/27/15)
 177 Andre Rison vs. Chi., (10 rec) . . . (9/27/92)
 173 Bert Emanuel vs. Rams, (9 rec) . . (12/15/96)
 172 Andre Rison vs. S.F., (9 rec) (10/14/90)
 169 Roddy White vs. Car., (8 rec) (9/30/12)
 169 Stacey Bailey vs. Dal., (4 rec) (9/25/88)
 168 Peerless Price vs. Min., (12 rec) . . (10/5/03)
 166 Terance Mathis at Pitt., (12 rec) (10/25/99)
164 Julio Jones at Car., (12 rec) (9/27/15)
 164 Roddy White at N.O., (10 rec) . . . (12/7/08)
 164 Ken Burrow vs. S.F., (5 rec) (10/28/73)
 163 Terance Mathis at Den., (8 rec) . . (11/20/94)
162 Julio Jones vs. T.B., (12 rec) (11/1/15)
 162 Tim Dwight vs. S.F., (7 rec) (1/3/00)
 161 Andre Rison vs. Rams, (5 rec) . . . (10/21/90)
161 Julio Jones vs T.B., (9 rec) (9/18/14)
160 Julio Jones vs. Ind., (9 rec) (11/22/15)
 159 Stacey Bailey vs. Was., (9 rec) . . . (12/4/83)
 158 Stacey Bailey vs. Rams, (7 rec) . . . (10/7/84)
 155 Eric Metcalf at N.O., (11 rec) (9/17/95)
 154 Andre Rison vs. N.O., (10 rec) . . . (10/7/90)
 153 Roddy White at Det., (8 rec) (12/22/12)
 153 Billy Johnson vs. N.O., (11 rec) . . (10/20/85)
 153 Wallace Francis vs. NYG, (7 rec) . . (10/1/78)
 152 Alfred Jenkins vs. Was., (7 rec) . . . (9/25/77)
 149 Harry Douglas vs. TB, (7 rec.) . . . (10/20/13)
 149 Tony Gonzalez vs. NE (12 rec.) . . . (9/29/13)
 148 Shawn Jefferson vs. S.F., (7 rec) . . (9/3/00)
 148 Wallace Francis vs. S.F., (4 rec) . . (12/14/80)
 148 Michael Haynes vs. Dal., (5 rec) (12/22/91)
147 Julio Jones at T.B. (6 rec) (11/25/12)
 147 Andre Rison vs. T.B., (11 rec) . . . (12/31/93)
 147 Alfred Jenkins vs. S.F., (7 rec) . . . (12/14/75)
 147 Roddy White vs. Ten., (7 rec) (11/20/11)
 146 Roddy White at Stl., (10 rec) (12/2/07)
 146 Floyd Dixon vs. Phi., (8 rec) (10/5/86)
 144 Alex Hawkins vs. Phi., (9 rec) (9/18/66)
 143 Roddy White at Buf., (10 rec.) (12/1/13)
 143 Jim Mitchell vs. LA Rams, (4 rec) . (9/26/71)
141 Julio Jones vs. Phi., (9 rec) (9/14/15)
 141 Roddy White at SF, (12 rec) (12/23/13)
 141 Roddy White at Arz., (12 rec) . . . (12/23/07)
 140 Roddy White at T.B., (9 rec) (9/25/11)

RECEIVING YARDAGE

140	Tony Martin vs. Ind., (7 rec) (12/6/98)	117	Roddy White at Car., (9 rec) (12/9/12)
140	Stacey Bailey vs. Phi., (8 rec) (12/16/84)	117	Alge Crumpler vs. Pitt., (4 rec) . . (10/22/06)
139	Roddy White vs. Buf., (8 rec) (12/27/09)	117	Terance Mathis at N.E., (8 rec) . . . (11/8/98)
138	Roddy White vs. Bal., (12 rec) (11/11/10)	117	Junior Miller vs. N.E., (8 rec) (9/14/80)
138	Wallace Francis vs. Den., (8 rec) . . (9/16/79)	116	Harry Douglas vs. Ari., (9 rec) . . . (11/30/14)
137	Julio Jones at S.F., (10 rec) (11/8/15)	116	Julio Jones vs N.O., (7 rec) (9/7/14)
136	Bert Emanuel vs. Arz., (4 rec) . . . (12/24/94)	116	Tony Martin vs. N.O., (7 rec) (10/18/98)
136	Billy Johnson vs. Raid., (6 rec) (12/1/85)	116	Bert Emanuel vs. Min., (9 rec) (9/8/96)
136	Alfred Jenkins vs. Cle., (6 rec) (9/27/81)	116	Billy Johnson vs. Det., (8 rec) (9/9/84)
136	Alfred Jenkins vs. Mia., (4 rec) . . . (9/21/80)	115	Julio Jones at Mia, (9 rec) (9/22/13)
135	Julio Jones at NYG, (13 rec) (9/20/15)	115	Julio Jones at T.B., (6 rec) (9/25/11)
135	Roddy White vs. Jax., (10 rec) (12/15/11)	115	Aubrey Matthews vs. Stl., (7 rec) (11/29/87)
134	Harry Douglas at TB, (6 rec.) (11/17/13)	114	Roddy White at N.O., (7 rec) (11/11/12)
134	Alfred Jenkins vs. S.F., (7 rec) (11/8/81)	114	Brian Finneran at Min., (5 rec) (12/1/02)
133	Harry Douglas vs. N.O., (8 rec) (11/13/11)	113	Roddy White at Phi., (8 rec) (10/21/08)
132	Roddy White at G.B., (8 rec) (10/5/08)	113	Alfred Jackson vs. S.F., (4 rec) . . . (11/22/78)
132	William Andrews vs. Stl., (8 rec) (10/18/81)	113	Michael Haynes vs. T.B., (5 rec) . . (12/13/92)
131	Harry Douglas vs. Pit., (10 rec) . . (12/14/14)	113	Paul Flatley vs. Rams, (6 rec) (9/28/69)
131	Julio Jones at Ind., (3 rec) (11/6/11)	112	Roddy White at S.D., (6 rec) (11/30/08)
131	Shawn Jefferson at Pitt., (9 rec) . . (11/10/02)	112	Roddy White vs. Chi., (9 rec) (10/12/08)
131	Alfred Jenkins vs. N.O., (7 rec) (9/2/79)	112	Charlie Brown vs. NYJ, (6 rec) (11/9/86)
130	Terance Mathis at S.F., (7 rec) (9/27/98)	112	Michael Haynes vs. Rams, (6 rec) (12/8/91)
129	Julio Jones vs. Dal., (5 rec) (11/4/12)	111	Roddy White at Pitt., (13 rec) (9/12/10)
129	Warrick Dunn vs. Ten., (9 rec) . . . (11/23/03)	111	Jim Mitchell vs. N.O., (7 rec) (9/16/73)
129	Alfred Jenkins vs. Den., (5 rec) . . . (9/16/79)	110	Tony Gonzalez at N.O., (8 rec) (9/26/10)
128	Julio Jones at N.O., (8 rec) (12/26/11)	110	Roddy White at N.O., (8 rec) (10/21/07)
128	Terance Mathis at S.F., (7 rec) (12/4/94)	110	Billy Johnson vs. Den., (7 rec) (9/22/85)
128	George Thomas vs. Min., (7 rec) . . . (9/8/91)	110	Paul Gibson vs. Rams, (5 rec) (11/22/70)
128	Andre Rison vs. S.F., (11 rec) (9/23/90)	110	Lynn Cain vs. Oak., (6 rec) (10/24/79)
127	Roddy White at N.O., (11 rec) (12/26/11)	110	Charlie Brown vs. T.B., (7 rec) (9/28/86)
127	Julio Jones at Sea., (11 rec) (10/2/11)	110	Michael Haynes vs. Rams, (4 rec) (10/27/91)
127	Roddy White vs. Car., (7 rec) (9/23/07)	109	Shawn Jefferson at Oak., (7 rec) (11/26/00)
126	Shawn Collins vs. G.B., (5 rec) (10/1/89)	109	Tony Martin at N.O., (8 rec) (12/13/98)
125	Terance Mathis at N.O., (10 rec) . . . (9/13/94)	109	Bert Emanuel at Rams, (4 rec) (11/10/96)
124	Terance Mathis vs. Phi., (10 rec) . . (11/27/94)	109	Stacey Bailey vs. N.O., (7 rec) (10/9/83)
124	Andre Rison vs. G.B., (8 rec) (12/1/91)	109	Milton Barney vs. Rams, (6 rec) . . (10/18/87)
123	Roddy White vs. Arz., (8 rec) (11/18/12)	109	Alfred Jackson vs. Pitt., (5 rec) . . . (11/15/81)
123	Julio Jones at Phi, (5 rec) (10/28/12)	109	Jim Mitchell vs. Rams, (7 rec) (12/1/74)
123	Tony Gonzalez at Wsh., (13 rec) . . . (10/7/12)	108	Julio Jones vs. NE (6 rec) (9/29/13)
123	Terance Mathis at Car., (4 rec) (9/1/96)	108	Julio Jones at K.C. (6 rec) (9/9/12)
123	Terance Mathis vs. K.C., (13 rec) . . (9/18/94)	108	Roddy White at N.O., (4 rec) (11/2/09)
123	Andre Rison vs. Rams, (12 rec) (9/11/94)	108	Roddy White vs. T.B., (4 rec) (11/20/05)
123	Alfred Jackson vs. Det., (5 rec) (9/18/83)	108	Maurice Smith at Arz., (2 rec) (9/30/01)
122	Tony Gonzalez at N.O. (11 rec) (11/11/12)	108	Bert Emanuel vs. Stl., (6 rec) (11/2/97)
122	Eric Metcalf at Cin., (9 rec) (11/24/96)	108	Wallace Francis vs. Rams, (10 rec) (12/9/79)
122	Alfred Jenkins vs. Rams, (7 rec) . . . (11/5/72)	108	Arthur Cox vs. NYJ, (4 rec) (11/9/86)
121	Harry Douglas at ARZ, (12 rec.) . . (10/27/13)	107	Julio Jones at N.O., (7 rec) (12/21/14)
121	Bert Emanuel at T.B., (9 rec) (10/22/95)	107	Terance Mathis at Car., (8 rec) (10/26/97)
120	Andre Rison vs. Rams, (5 rec) (11/14/93)	107	Andre Rison vs. S.F., (6 rec) (12/11/93)
120	Wes Chesson vs. Rams, (7 rec) (11/5/72)	107	Drew Hill vs. Rams, (8 rec) (12/27/92)
120	Paul Flatley vs. Phi., (4 rec) (12/14/69)	107	Billy Ryckman vs. Chi., (8 rec) (11/19/78)
120	Roddy White vs. Min., (10 rec) (11/27/11)	106	Andre Rison vs. Det., (6 rec) (9/5/93)
119	Julio Jones at T.B., (8 rec) (11/9/14)	106	Stacey Bailey vs. Phi., (7 rec) (10/2/83)
119	Roddy White vs. K.C., (5 rec) (9/21/08)	106	Stacey Bailey vs. Rams, (6 rec) . . . (10/16/83)
119	Charlie Brown vs. N.O., (7 rec) (9/7/86)	106	William Andrews vs. Den., (3 rec) (12/5/82)
118	Julio Jones at Jax, (9 rec) (12/20/15)	106	Alfred Jenkins vs. Oak., (4 rec) . . . (11/30/75)
118	Roddy White vs. Dal. (7 rec) (11/4/12)	106	Alfred Jenkins vs. Den., (6 rec) . . . (11/23/75)
118	Alge Crumpler vs. T.B., (4 rec) (11/14/04)	106	John Settle vs. S.D., (10 rec) (11/13/88)
118	Andre Rison at N.O., (8 rec) (11/13/94)	106	Eric Metcalf at T.B., (4 rec) (10/22/95)

105 Julio Jones at N.Y.G., (11 rec)(10/5/14)
 105 Tony Martin vs. Mia., (3 rec) ... (12/27/98)
 105 Floyd Dixon vs. Was., (5 rec) ... (9/20/87)
 105 Alfred Jenkins vs. NYG, (6 rec) ... (11/11/79)
 105 Harmon Wages vs. N.O., (3 rec) ... (12/7/69)
 105 Michael Haynes vs. Was., (2 rec) (11/10/91)
 105 Mike Pritchard vs. Dal., (9 rec) ... (12/21/92)
 104 Roddy White vs Car., (8 rec)(12/28/14)
104 Julio Jones at Car., (3 rec)(12/11/11)
 104 Roddy White vs. S.F., (7 rec) (10/3/10)
 104 Roddy White vs. Phi., (9 rec) (12/6/09)
 104 Roddy White vs. Ind., (6 rec) ... (11/22/07)
 104 Roddy White vs. Dal., (3 rec) ... (12/16/06)
 104 Alge Crumpler vs. Det., (4 rec) .. (11/24/05)
 104 Brian Finneran at Car., (5 rec) ... (11/24/02)
 104 Bert Emanuel at N.O., (6 rec) (9/17/95)
 104 Bert Emanuel vs. Det., (7 rec) (11/5/95)
 104 Billy Johnson vs. S.F., (6 rec) (11/20/83)
 103 L. Hankerson vs. Hou., (6 rec) (10/4/15)
103 Jacob Tamme vs. T.B., (10 rec) ... (11/1/15)
 103 Brian Finneran vs. N.E., (5 rec) ... (10/9/05)
 103 Alge Crumpler vs. N.O., (4 rec) .. (11/28/04)
 102 Roddy White vs. Den., (8 rec) (9/17/12)
 102 Roddy White vs. Den., (5 rec) ... (11/16/08)
 102 Tim Dwight at Car., (5 rec) (11/28/99)
 102 Terance Mathis at Car., (8 rec) .. (12/17/95)
 102 Stacey Bailey vs. Min., (4 rec) (9/16/84)
 102 Alfred Jenkins vs. N.O., (4 rec) ... (11/2/75)
 102 Alfred Jenkins vs. Hou., (5 rec) .. (11/28/76)
 102 Alfred Jenkins vs. Stl., (5 rec) ... (12/17/78)
 101 Roddy White at Cle., (5 rec) (10/10/10)
 101 Terance Mathis at Dal., (5 rec) . (10/20/96)
 101 Paul Flatley vs. Bal., (3 rec) (10/5/69)
 101 Alfred Jenkins vs. G.B., (6 rec) ... (12/12/76)
 101 Alfred Jenkins vs. Stl., (4 rec) ... (10/18/81)
 101 Michael Haynes vs. Dal., (5 rec) . (12/21/92)
 100 Roddy White at Bal., (9 rec) (10/19/14)
 100 Tony Gonzalez at Hou., (7 rec) (12/4/11)
 100 Trevor Gaylor vs. N.O., (3 rec) ... (11/17/02)
 100 Tony Martin vs. Chi., (6 rec) (11/22/98)
 100 Bert Emanuel at Buf., (6 rec) (11/12/95)
 100 Andre Rison vs. Cle., (6 rec) (12/16/90)
 100 Andre Rison vs. Mia., (7 rec) (10/11/92)

PASSING YARDAGE

448 Matt Ryan vs. NE, (31-of-43) (9/7/14)
 431 Chris Chandler vs. Buf., (28-of-40) (12/23/01)
421 Matt Ryan vs. NE, (34-of-54)(9/29/13)
 416 Steve Bartkowski vs. Pitt., (33-of-50)(11/15/81)
411 Matt Ryan at N.O., (34-of-52)(11/1/12)
397 Matt Ryan vs. T.B., (37-of-45)(11/1/15)
 386 Jeff George at N.O., (27-of-39) .. (9/17/95)
 378 Steve Bartkowski vs. Stl., (31-of-47) . (11/9/80)
375 Matt Ryan vs. NE, (24-of-39)(12/8/14)
 375 Steve Bartkowski vs. Raid., (36-of-54).. (9/19/82)
374 Matt Ryan vs. Stl, (33-of-43)(9/15/13)
 374 Wade Wilson vs. Rams, (31-of-47) (12/27/92)
373 Matt Ryan at N.O., (34-of-52) (12/26/11)
 371 Steve Bartkowski vs. Hou., (18-of-25) ... (11/29/81)

369 Matt Ryan at Car., (25-of-40)(9/30/12)
 366 Steve Bartkowski vs. Det. (24-of-34)(9/18/83)
 366 Chris Miller vs. N.O.,(23-of-44) .. (10/7/90)
 364 Jeff George vs. Phi., (26-of-46) . (11/27/94)
363 Matt Ryan at NYG, (30-of-46)(9/20/15)
 363 Bobby Hebert vs. Rams, (28-of-49)(12/15/96)
 362 Jeff George vs. Det., (31-of-40) .. (11/5/95)
361 Matt Ryan vs. NE, (30-of-41)(11/30/14)
 361 J. Harrington vs. Car., (31-of-44) .. (9/23/07)
353 Matt Ryan at T.B., (26-of-32) ... (11/25/12)
 352 Doug Johnson vs. Min., (28-of-40) .(10/5/03)
 352 Chris Chandler at G.B., (29-of-50) (11/18/01)
 352 Jeff George vs. Rams, (20-of-34) (11/19/95)
351 Matt Ryan vs. N.O., (29-of-52) .. (11/13/11)
 351 Chris Miller vs. Chi., (30-of-48) .. (9/27/92)
 350 Dave Archer vs. NYJ, (21-of-36) .. (11/9/86)
348 Matt Ryan at SF, (37-of-48)(12/23/13)
345 Matt Ryan at Wash., (34-of-52) . (10/7/12)
 345 Chris Chandler at N.O., (19-of-28) .(12/13/98)
342 Matt Ryan at Car., (34-of-49) (12/9/12)
342 Matt Ryan vs. Dal., (24-of-34)(11/4/12)
 340 Wade Wilson vs. Dal.,(30-of-41) (12/21/92)
 340 Chris Miller vs. Rams, (28-of-39) (10/8/89)
 337 Michael Vick vs. Det., (20-of-38) .(12/22/02)
 337 Chris Miller vs. S.F., (25-of-41) .. (9/23/90)
 335 Erik Kramer vs. Rams,(27-of-46)(10/18/87)
 334 Chris Miller vs. Det., (37-of-66) (12/24/89)
 332 Steve Bartkowski vs. Mia., (18-of-36). (9/21/80)
330 Matt Ryan at T.B., (26-of-47) ... (9/25/11)
329 Matt Ryan at S.F., (22-of-32) ... (10/11/09)
 328 Jeff George at N.O., (29-of-49) . (11/13/94)
 326 Steve Bartkowski vs. Den., (20-of-29) .. (9/16/79)
 325 Chris Miller vs. Dal., (19-of-39) . (12/22/91)
 324 Wade Wilson vs. T.B., (19-of-26) (12/13/92)
322 Matt Ryan vs. NE, (30-of-40) (12/21/14)
320 Matt Ryan at Car., (22-of-38) ... (12/11/11)
319 Matt Ryan vs. NYJ, (36-of-45) .. (10/7/13)
319 Matt Ryan at Chi., (31-of-47)(9/11/11)
 317 Bobby Hebert vs. Hou., (30-of-52) .. (12/5/93)
316 Matt Ryan vs. NE, (29-of-45)(10/5/14)
316 Matt Ryan vs. Ten., (22-of-32) .. (11/20/11)
316 Matt Ryan vs. Bal., (32-of-50)(11/11/10)
315 Matt Ryan at N.O., (24-of-33) ... (12/7/08)
 315 Chris Chandler at Car., (24-of-42) (11/28/99)
 315 Chris Redman at Arz.,(28-of-42)(12/23/07)
 315 Bobby Hebert vs. Dal.,(24-of-32) (11/21/93)
 313 Steve Bartkowski vs. NYJ, (25-of-36) . (10/23/83)
 312 Steve Bartkowski vs. N.O., (22-of-38) (9/2/79)
311 Matt Ryan at Buf, (28-of-47) (12/1/13)
 311 Steve Bartkowski vs. NYG, (24-of-28) (10/25/81)
310 Matt Ryan vs. NE, (26-of-37)(12/14/14)
 310 Jeff George at Car., (29-of-53) .. (12/17/95)
 310 Chris Miller vs. Was., (17-of-35) (12/17/89)
 309 Bob Berry vs. Det., (13-of-23) (10/3/71)
306 Matt Ryan vs. Car., (23-of-30) (12/27/15)
 306 Michael Vick vs. T.B., (21-of-38) (11/20/05)
 306 Chris Chandler vs. S.F., (19-of-37) . (1/3/00)
 305 Steve Bartkowski vs. S.F., (19-of-37) (12/14/75)

304	Matt Ryan at NO, (25-of-38)..... (9/8/13)
304	Bobby Hebert at Cin., (23-of-40) (11/24/96)
304	Matt Ryan at S.F., (30-of-45)..... (11/8/15)
303	Chris Redman vs. N.O., (23-of-34) (12/13/09)
303	Mike Moroski vs. G.B., (22-of-35) (11/27/83)
302	Bob Berry vs. G.B., (28-of-44) ... (9/27/70)
301	Matt Ryan at Arz, (34 of 61).... (10/27/13)
301	Matt Ryan vs. Arz., (28-of-46) . (11/18/12)
301	Matt Ryan vs. Chi., (22-of-30) . (10/12/08)
301	Bob Berry vs. Rams, (15-of-22) ... (9/26/71)
301	Steve Bartkowski vs. S.F., (28-of-39)... (11/20/83)
300	Chris Miller vs. Min., (27-of-41) ... (9/8/91)

LONGEST PUNTS (65+ YARDS)

75	Harold Alexander vs. Chi. (10/3/93)
75	John James vs. Oak..... (11/30/75)
72	John James vs. N.O. (9/16/73)
71	Rick Donnelly vs. NYJ (11/9/86)
70	Michael Koenen at Car. (11/15/09)
70	Billy Lothridge vs. Cle..... (10/27/68)
69	Matt Boshier at NYG(9/20/15)
68	Rick Donnelly vs. Was. (11/3/85)
68	Rick Donnelly vs. Phi. (10/5/86)
67	Michael Koenen at Sea. (9/18/05)
67	John James vs. N.O. (10/31/76)
66	Matt Boshier vs. N.O..... (9/7/14)
65	Michael Koenen at Cin..... (10/29/06)
65	Rick Donnelly vs. Chi. (11/16/86)
65	Scott Fulhage vs. N.E. (10/15/89)

LONGEST RUNS FROM SCRIMMAGE (50+ YARDS)

90t	Warrick Dunn vs. NYG. (10/15/06)
81t	Michael Turner vs. T.B. (1/1/12)
78t	Jerious Norwood vs. Arz..... (10/1/06)
77	Byron Hanspard vs. Oak. (9/14/97)
70	Michael Turner vs. Stl. (12/28/08)
69t	Jerious Norwood at Was. (12/3/06)
69t	Warrick Dunn vs. N.O. (10/19/03)
67t	Jerious Norwood vs. NYG (10/15/07)
67	Mike Rozier vs. Dal. (12/30/90)
66t	Michael Turner at Det. (9/7/08)
66t	Harmon Wages vs. N.O..... (12/7/69)
65	Warrick Dunn vs. NYJ..... (10/24/05)
65	Ernie Wheelwright vs. Rams (9/11/66)
62	John Settle vs. N.O. (9/11/88)
61	Michael Turner vs. Phi (9/18/11)
60t	Jim Butler vs. Det..... (12/8/68)
60t	Bubba Bean vs. T.B. (11/4/79)
60	Warrick Dunn vs. Arz..... (9/26/04)
59	Warrick Dunn at Buf..... (9/25/05)
59t	Warrick Dunn at Pitt. (11/10/02)
58t	Michael Turner vs. Was. (11/8/09)
58	Michael Vick vs. Arz..... (9/26/04)
58	Maurice Smith vs. N.E. (11/4/01)
57	Byron Hanspard vs. Den. (9/28/97)
57	Gerald Riggs vs. N.O..... (9/2/84)
56	Warrick Dunn at N.O..... (10/27/02)

56	Dave Hampton vs. Rams (10/1/72)
55	Steven Jackson vs. Ari. (11/30/14)
55	Michael Turner at Cle. (10/10/10)
55	T.J. Duckett vs. Min..... (10/5/03)
55t	Haskel Stanback vs. Det. (9/23/79)
54	Warrick Dunn at N.O..... (11/16/03)
53	Michael Turner at Chi. (9/11/11)
53	Bob Christian at Car. (11/25/01)
53	Byron Hanspard vs. Phi. (12/14/97)
51	Michael Vick vs. N.O. (11/26/06)
50	Steven Jackson at NO. (9/8/13)
50	Michael Turner at Det. (10/23/11)
50	Gerald Riggs vs. K.C. (12/8/85)
50t	Steve Broussard vs. Cin..... (10/28/90)

LONGEST PASS COMPLETIONS (75+ YARDS)

98t	Bobby Hebert to Michael Haynes vs. N.O..... (10/12/93)
94t	Chris Chandler to Jamal Anderson vs. Car. (9/23/01)
90t	Matt Ryan to Roddy White at S.F. (10/11/09)
89t	Chris Miller to Michael Haynes vs. Was. (9/13/92)
88t	Bob Berry to Harmon Wages vs. N.O. (12/7/69)
86t	Doug Johnson to Warrick Dunn vs. Ten. (11/23/03)
86t	Steve Bartkowski to William Andrews vs. Den. (12/5/82)
85t	Jeff George to Bert Emanuel vs. Arz. (12/24/94)
84	Bob Berry to Ken Burrow vs. N.O..... (12/19/71)
82t	Randy Johnson to Ray Ogden vs. S.F. (12/10/67)
81t	Matt Ryan to Julio Jones vs. Stl. (9/15/13)
81	Jeff George to Terance Mathis at S.F. (12/4/94)
81t	Steve Bartkowski to Wallace Francis vs. S.F. (12/14/80)
80t	Matt Ryan to Harry Douglas at TB. (11/17/13)
80t	Matt Ryan to Julio Jones at T.B..... (11/25/12)
80t	Matt Ryan to Julio Jones at Ind (11/6/11)
80t	Chris Miller to Michael Haynes vs. N.O. (11/24/91)
79t	Matt Ryan to Julio Jones at G.B. (12/8/14)
79t	Chris Chandler to Maurice Smith at Arz. (9/30/01)
78t	Chris Chandler to Terance Mathis vs. S.F. (11/15/98)
76t	Steve Bartkowski to Floyd Hodge vs. S.F. (9/25/83)

75t	Matt Ryan to Julio Jones at Car.....(12/11/11)
75t	Tom Moore to Tommy McDonald vs. Bal.....(11/12/67)
75t	Chris Miller to Andre Rison vs. S.F.....(10/14/90)
75t	Billy Joe Tolliver to Michael Haynes vs. Was.....(11/10/91)

LONGEST FIELD GOALS (50+ YARDS)

59	Morten Andersen vs. S.F.....(12/24/95)
58	Michael Koenen vs. N.E.....(10/9/05)
55	Matt Bryant vs. N.O.....(11/29/12)
55	Matt Bryant vs. Oak.....(10/14/12)
55	Jay Feely, at Arz.....(9/30/01)
55	Morten Andersen at N.O.....(10/12/97)
55	Morten Andersen vs. N.O.....(12/10/95)
54	Matt Bryant vs. Chi.....(10/12/14)
54	Shayne Graham vs. Car.....(12/27/15)
54	Morten Andersen at Dal.....(10/20/96)
54	Morten Andersen vs. N.E.....(10/1/95)
54	Norm Johnson vs. Det.....(9/5/93)
54	Norm Johnson vs. NYJ.....(9/6/92)
54	Norm Johnson vs. N.E.....(11/29/92)
54	Paul McFadden vs. Buf.....(11/5/89)
53	Matt Bryant vs. Cle.....(11/23/14)
53	Matt Bryant vs. Sea.....(11/10/13)
53	Matt Bryant at Wsh.....(10/7/12)
53	Morten Andersen at NYJ.....(10/25/98)
53	Greg Davis vs. Phi.....(11/18/90)
54	Shayne Graham at T.B.....(12/6/15)
52	Matt Bryant vs. Chi.....(10/12/14)
52	Matt Bryant vs. N.O.....(9/7/14)
52	Matt Bryant at Mia.....(9/22/13)
52	Jay Feely, at G.B.....(9/8/02)
52	Jay Feely, vs. Buf.....(12/23/01)
52	Morten Andersen vs. S.F.....(12/24/95)
52	Norm Johnson vs. Mia.....(10/11/92)
52	Greg Davis vs. G.B.....(11/6/88)
52	Mick Luckhurst vs. Sea.....(10/13/85)
52	Mick Luckhurst vs. Rams.....(10/7/84)
52	Nick Mike-Mayer vs. S.F.....(10/28/73)
51	Matt Bryant vs. N.O.....(9/7/14)
51	Matt Bryant vs. Wsh.....(12/15/13)
51	Matt Bryant vs. Arz.....(11/18/12)
51	Matt Bryant at N.O.....(12/26/11)
50	Matt Bryant at N.O.....(12/21/14)
50	Matt Bryant at G.B.....(12/8/14)
50	Matt Bryant at Sea.....(10/2/11)

LONGEST INTERCEPTION RETURNS (60+ YARDS)

101t	Tom Pridemore vs. S.F.....(9/20/81)
95t	Chevis Jackson vs. N.O.....(11/9/08)
90t	Ken Reaves vs. LA Rams.....(10/20/68)
87t	Rolland Lawrence vs. Oak.....(11/30/75)
85	Aaron Beasley at S.F.....(9/12/04)

82t	Deion Sanders vs. Hou.....(9/9/90)
81t	Rolland Lawrence vs. S.D.....(10/21/73)
79t	Asante Samuel vs. Oak.....(10/14/12)
77t	Lee Calland vs. Bal.....(9/17/67)
74	Vinnie Clark vs. T.B.....(10/9/94)
73t	Jimmy Burson vs. S.F.....(12/15/68)
72t	Rick Byas vs. N.O.....(11/20/77)
71t	Sean Weatherspoon.....(12/8/13)
71t	Alton Montgomery vs. Car.....(9/3/95)
68t	Osi Umenyiora vs. Stl.....(9/15/13)
66t	Kevin Mathis at Den.....(10/31/04)
65	DeAngelo Hall at T.B.....(12/24/05)
65t	Tom Hayes vs. N.O.....(9/16/73)
62t	Tye Hill vs. Was.....(11/8/09)
62t	Bob Riddle vs. Min.....(12/4/66)
61t	Deion Sanders vs. Dal.....(12/30/90)
60	Ray Buchanan vs. T.B.....(11/5/00)
60	Deion Sanders at T.B.....(12/24/05)

LONGEST PUNT RETURNS (50+ YARDS)

79t	Deion Sanders vs. Cin.....(10/28/90)
77t	Tom McCauley vs. N.O.....(10/25/70)
75t	Allen Rossum at K.C.....(10/24/04)
75t	John Mallory vs. Min.....(12/20/70)
74	Darrien Gordon vs. Dal.....(11/11/01)
72	Allen Rossum vs. Phi.....(11/2/03)
72t	Gerald Tinker vs. N.O.....(9/29/74)
71t	Billy Johnson vs. NYJ.....(10/23/83)
71	Billy Johnson vs. LA Rams.....(11/21/82)
70t	Tim Dwight at Phi.....(10/1/00)
70t	Tim Dwight vs. S.F.....(1/3/00)
68t	Deion Sanders vs. LA Rams.....(9/10/89)
67	Darrien Gordon at Ind.....(12/16/01)
66t	Eric Metcalf at Stl.....(10/12/95)
61t	Harry Douglas vs. Car.....(11/23/08)
60	Dennis Pearson vs. Det.....(9/23/79)
68	Lew Barnes vs. Phi.....(10/30/88)
59t	Allen Rossum vs. Ten.....(11/23/03)
58t	Winslow Oliver vs. S.F.....(12/12/99)
57	Ray Brown vs. Phi.....(11/11/73)
57	Al Dodd vs. Chi.....(10/13/74)
56	Kenny Johnson vs. Chi.....(9/23/80)
51	Tony Smith vs. T.B.....(10/31/93)

LONGEST FUMBLE RETURNS (50+ YARDS)

91t	Bob Glazebrook vs. NYG.....(9/12/82)
86	Osi Umenyiora at N.O.....(12/21/14)
84t	Nate Stupar vs. Hou.....(10/4/15)
75t	Oliver Barnett vs. T.B.....(11/17/91)
74t	Jim Weatherford vs. S.F.....(10/19/69)
71t	Chuck Smith at N.E.....(11/8/98)
69t	Jessie Tuggle vs. N.O.....(12/3/92)
66t	DeAngelo Hall at N.O.....(10/16/05)
65t	James Britt vs. LA Rams.....(10/26/86)
65t	Jessie Tuggle vs. Hou.....(9/9/90)
64	Ray Edwards vs. Phi.....(9/18/11)
64t	Blane Gaison vs. S.F.....(11/20/83)

60t	Tom Hayes vs. Oak.....	(12/5/71)
57t	Joel Williams vs. G.B.	(9/13/81)
56t	DeAngello Hall at Ten.	(10/7/07)
*55t	Jim Mitchell at Min.....	(11/28/71)
54t	John Mallory vs. LA Rams.....	(10/17/71)
50t	Jim Mitchell vs. N.O.	(10/5/75)
*Ball was fumbled by teammate and run in for a TD.		

LONGEST KICKOFF RETURNS (90+ YARDS)

*102t	Eric Weems vs. G.B.	(1/15/11)
102t	Eric Weems at T.B.	(12/5/10)
100t	Darrick Vaughn at Den.	(9/10/00)
100t	Deion Sanders vs. S.F.....	(10/13/91)
100t	Dennis Pearson vs. Stl.	(12/17/78)
99t	Byron Hanspard at S.D.	(12/7/97)
99t	Deion Sanders vs. Was.	(9/13/92)
99t	Ron Smith vs. Bal.	(9/17/67)
97t	Tony Smith vs. Pitt.....	(9/27/93)
97t	Sylvester Stamps vs. S.F.	(12/20/87)
96t	Darrick Vaughn at Stl.....	(1/6/02)
96t	Darrick Vaughn at Stl.....	(10/15/00)
94t	Cliff Austin vs. N.O.	(10/20/85)
93t	Tim Dwight vs. Car.	(10/4/98)
93t	Byron Hanspard at Sea.	(11/30/97)
92	Jerious Norwood vs. Stl.....	(12/28/08)
*	2010 Divisional Playoff Game	

LONGEST KICKOFF RETURNS (60+ YARDS)

91t	Allen Rossum vs. Sea	(12/15/02)
88t	Darrick Vaughn at N.O.	(12/17/00)
85	Jerious Norwood vs. Chi.....	(10/12/08)
82	Jim Butler vs. G.B.....	(11/22/71)
80	Ron Smith vs. Chi.....	(11/27/66)
76t	Keith Jones vs. Dal.	(12/30/90)
76	Jerious Norwood at Ten.	(10/7/07)
74	Sylvester Stamps vs. Hou.....	(10/25/87)
73t	Deion Sanders vs. Buf.	(11/22/92)
72	Deion Sanders vs. N.O.....	(10/29/89)
66	Devin Hester vs Car.	(12/28/14)
62	Eric Weems vs. Chi.....	(10/18/09)
61	Adam Jennings vs. Sea.	(12/30/07)

CAREER 100 & 300 YARD GAMES

CAREER 100-YARD RUSHING GAMES

Michael Turner	26
Gerald Riggs	25
William Andrews	22
Jamal Anderson	19
Warrick Dunn	19
Michael Vick	8
Dave Hampton	7
Devonta Freeman	4
Erric Pegram	4
Steve Broussard	3
Lynn Cain	3
Craig Heyward	3
Mike Rozier	3
John Settle	3
Jason Snelling	2
Jerious Norwood	2
Jim Butler	2
Sonny Collins	2
Haskel Stanback	2
Cliff Austin	1
Bubba Bean	1
Junior Coffey	1
T.J. Duckett	1
Byron Hanspard	1
Art Malone	1
Maurice Smith	1
Woody Thompson	1
Steven Jackson	1

CAREER 300-YARD PASSING GAMES

Matt Ryan	34
Steve Bartkowski	12
Chris Miller	8
Jeff George	6
Chris Chandler	4
Bobby Hebert	4
Bob Berry	3
Wade Wilson	3
Chris Redman	2
Michael Vick	2
Dave Archer	1
Joey Harrington	1
Doug Johnson	1
Erik Kramer	1
Mike Moroski	1

CAREER 100-YARD RECEIVING GAMES

Roddy White	39
Julio Jones	28
Alfred Jenkins	16
Andre Rison	15
Terance Mathis	14
Bert Emanuel	9

Michael Haynes	9
Stacey Bailey	8
Harry Douglas	6
Tony Martin	5
Billy Johnson	5
Tony Gonzalez	5
Wallace Francis	4
Alge Crumpler	4
Charlie Brown	3
Paul Flatley	3
Shawn Jefferson	3
Eric Metcalf	3
Ken Burrow	3
Brian Finneran	3
Jim Mitchell	3
William Andrews	3
Floyd Dixon	2
Tim Dwight	2
Leonard Hankerson	1
Jacob Tamme	1
Milton Barney	1
Lynn Cain	1
Wes Chesson	1
Shawn Collins	1
Arthur Cox	1
Warrick Dunn	1
Paul Gipson	1
Alex Hawkins	1
Drew Hill	1
Aubrey Matthews	1
Quentin McCord	1
Junior Miller	1
Peerless Price	1
Mike Pritchard	1
Laurent Robinson	1
Billy Ryckman	1
John Settle	1
Maurice Smith	1
George Thomas	1
Harmon Wages	1

YEARLY LEADERS

SCORING

YEAR	PLAYER	TD	XPM	XPA	FGM	FGA	TP
1966	Lou Kirouac	0	19	24	9	18	46
1967	Wade Traynham	0	22	22	7	18	43
1968	Bob Etter	0	17	19	11	21	50
1969	Bob Etter	0	33	33	15	30	78
1970	Kenny Vinyard	0	23	26	9	25	50
1971	Bill Bell	0	29	33	13	21	68
1972	Bill Bell	0	31	31	16	30	79
1973	Nick Mike-Mayer	0	34	34	26	38	112
1974	Nick Mike-Mayer	0	12	12	9	16	39
1975	Nick Mike-Mayer	0	30	33	4	10	42
1976	Nick Mike-Mayer	0	20	20	10	21	50
1977	Haskel Stanback	6	0	0	0	0	36
1978	Tim Mazzetti	0	18	18	13	16	57
1979	Tim Mazzetti	0	31	37	13	25	70
1980	Tim Mazzetti	0	46	49	19	27	103
1981	Mick Luckhurst	0	51	51	21	33	114
1982	Mick Luckhurst	0	21	22	10	14	51
1983	Mick Luckhurst	0	43	45	17	22	94
1984	Mick Luckhurst	0	31	31	20	27	91
1985	Mick Luckhurst	0	29	29	24	31	101
1986	Mick Luckhurst	0	21	21	14	24	63
1987	Mick Luckhurst	0	17	17	9	13	44
1988	Greg Davis	0	25	27	19	30	82
1989	Paul McFadden	0	18	18	15	20	63
1990	Greg Davis	0	40	40	22	33	106
1991	Norm Johnson	0	38	39	19	23	95
1992	Norm Johnson	0	39	39	18	22	93
1993	Norm Johnson	0	34	34	26	27	112
1994	Norm Johnson	0	32	32	21	25	95
1995	Morten Andersen	0	29	30	31	37	122
1996	Morten Andersen	0	31	31	22	29	97
1997	Morten Andersen	0	35	35	23	27	104
1998	Morten Andersen	0	51	52	23	28	120
1999	Morten Andersen	0	34	34	15	21	79
2000	Morten Andersen	0	23	23	25	31	98
2001	Jay Feely	0	28	28	29	37	115
2002	Jay Feely	0	42	43	32	40	138
2003	Jay Feely	0	32	33	19	27	89
2004	Jay Feely	0	40	40	18	23	94
2005	Todd Peterson	0	35	35	23	25	104
2006	Morten Andersen	0	27	27	20	23	87
2007	Morten Anderson	0	24	24	25	28	99
2008	Jason Elam	0	42	42	29	31	129
2009	Jason Elam	0	32	33	12	19	68
2010	Matt Bryant	0	44	44	28	31	128
2011	Matt Bryant	0	45	45	27	29	126
2012	Matt Bryant	0	44	44	33	38	143
2013	Matt Bryant	0	39	39	24	27	111
2014	Matt Bryant	0	40	40	29	32	127
2015	Devonta Freeman	14	0	0	0	0	84

YEARLY LEADERS

PASSING (MINIMUM 100 ATTEMPTS)

YEAR	PLAYER	ATT	COMP	PCT	YDS	TD	INT
1966	Randy Johnson	295	129	43.7	1,795	12	21
1967	Randy Johnson	288	142	49.3	1,620	10	21
1968	Bob Berry	153	81	52.9	1,433	7	13
1969	Bob Berry	169	71	57.3	1,087	10	2
1970	Bob Berry	269	156	58.0	1,806	16	13
1971	Bob Berry	226	136	60.2	2,005	11	16
1972	Bob Berry	277	154	55.6	2,158	13	12
1973	Bob Lee	230	120	52.2	1,786	10	8
1974	Bob Lee	172	78	45.3	852	3	14
1975	Steve Bartkowski	255	115	45.1	1,662	13	15
1976	Steve Bartkowski	120	57	47.5	677	2	9
1977	Scott Hunter	151	70	46.4	898	2	3
1978	Steve Bartkowski	369	187	50.7	2,489	10	18
1979	Steve Bartkowski	379	203	53.6	2,502	17	20
1980	Steve Bartkowski	463	257	55.5	3,544	31	16
1981	Steve Bartkowski	533	297	55.7	3,830	30	23
1982	Steve Bartkowski	262	166	63.4	1,905	8	11
1983	Steve Bartkowski	432	274	63.4	3,167	22	5
1984	Steve Bartkowski	269	181	67.3	2,158	11	10
1985	Dave Archer	312	161	51.6	1,992	7	17
1986	Dave Archer	294	150	51.0	2,007	10	9
1987	Scott Campbell	260	136	52.3	1,728	11	14
1988	Chris Miller	351	184	52.4	2,133	11	12
1989	Chris Miller	526	280	53.2	3,459	16	10
1990	Chris Miller	388	222	57.2	2,735	17	14
1991	Chris Miller	413	220	53.3	3,103	26	18
1992	Chris Miller	253	152	60.1	1,739	15	6
1993	Bobby Hebert	430	263	61.2	2,978	24	17
1994	Jeff George	524	322	61.5	3,734	23	18
1995	Jeff George	557	336	60.3	4,143	24	11
1996	Bobby Hebert	488	294	60.2	3,152	22	25
1997	Chris Chandler	342	202	59.1	2,692	20	7
1998	Chris Chandler	327	190	58.1	3,154	25	12
1999	Chris Chandler	307	174	56.7	2,339	16	11
2000	Chris Chandler	331	192	58.0	2,236	10	12
2001	Chris Chandler	365	223	61.1	2,847	16	14
2002	Michael Vick	421	231	54.9	2,936	16	8
2003	Doug Johnson	243	136	56.0	1,655	8	12
2004	Michael Vick	321	181	56.4	2,313	14	12
2005	Michael Vick	387	214	55.3	2,412	15	13
2006	Michael Vick	388	204	52.6	2,474	20	13
2007	Joey Harrington	348	215	61.8	2,215	7	8
2008	Matt Ryan	434	265	61.1	3,440	16	11
2009	Matt Ryan	451	263	58.3	2,916	22	14
2010	Matt Ryan	571	357	62.5	3,705	28	9
2011	Matt Ryan	566	347	61.3	4,177	29	12
2012	Matt Ryan	615	422	68.6	4,719	32	14
2013	Matt Ryan	651	439	67.4	4,515	26	17
2014	Matt Ryan	628	415	66.1	4,694	28	14
2015	Matt Ryan	614	407	66.3	4,591	21	16

YEARLY LEADERS

RUSHING

YEAR	PLAYER	NO	YDS	AVG	LG	TD
1966	Junior Coffey	199	722	3.6	37	4
1967	Junior Coffey	180	722	4.0	20t	4
1968	Jim Butler	94	365	3.9	60t	2
1969	Jim Butler	163	655	4.0	39	3
1970	Jim Butler	166	636	3.8	33	0
1971	Jim Butler	186	594	3.2	19	2
1972	Dave Hampton	230	995	4.3	56t	6
1973	Dave Hampton	263	997	3.8	25	3
1974	Dave Hampton	127	464	3.7	34	2
1975	Dave Hampton	250	1,002	4.0	22	5
1976	Bubba Bean	124	428	3.5	30	2
1977	Haskel Stanback	247	873	3.4	35	6
1978	Bubba Bean	193	707	3.7	25	3
1979	William Andrews	239	1,023	4.3	23	2
1980	William Andrews	265	1,308	4.9	33	4
1981	William Andrews	289	1,301	4.5	29	10
1982	William Andrews	139	573	4.1	19t	5
1983	William Andrews	331	1,567	4.7	27	7
1984	Gerald Riggs	353	1,486	4.2	57	13
1985	Gerald Riggs	297	1,719	4.3	50	10
1986	Gerald Riggs	343	1,327	3.9	31	9
1987	Gerald Riggs	203	875	4.3	44	2
1988	John Settle	232	1,024	4.4	62	7
1989	John Settle	179	689	3.8	20	3
1990	Mike Rozier	153	675	4.4	67	4
1991	Steve Broussard	99	449	4.5	36	4
1992	Steve Broussard	84	363	4.3	27	1
1993	Erric Pegram	292	1,185	4.1	29	3
1994	Craig Heyward	183	779	4.3	17	7
1995	Craig Heyward	236	1,083	4.6	31	6
1996	Jamal Anderson	232	1,055	4.5	32t	5
1997	Jamal Anderson	290	1,002	3.5	39	7
1998	Jamal Anderson	410	1,846	4.5	48	14
1999	Ken Oxendine	141	452	3.2	20	1
2000	Jamal Anderson	282	1,024	3.6	42	6
2001	Maurice Smith	237	760	3.2	58	5
2002	Warrick Dunn	230	927	4.0	59	7
2003	T.J. Duckett	197	779	4.0	55	11
2004	Warrick Dunn	265	1,106	4.2	60	9
2005	Warrick Dunn	280	1,416	5.1	65	3
2006	Warrick Dunn	286	1,140	4.0	90t	4
2007	Warrick Dunn	227	720	3.2	38	4
2008	Michael Turner	376	1,699	4.5	70	17
2009	Michael Turner	178	871	4.9	58t	10
2010	Michael Turner	334	1,371	4.1	55	12
2011	Michael Turner	301	1,340	4.5	81t	11
2012	Michael Turner	222	800	3.6	43	10
2013	Steven Jackson	157	543	3.5	50	6
2014	Steven Jackson	190	707	3.7	55	6
2015	Devonta Freeman	265	1,056	4.0	39	11

YEARLY LEADERS

RECEIVING

YEAR	PLAYER	NO	YDS	AVG	LG	TD
1966	Alex Hawkins	44	661	15.0	42	2
1967	Tommy McDonald	33	436	13.2	75	4
1968	Jerry Simmons	28	479	17.1	61	0
1969	Paul Flatley	45	834	18.5	71	6
1970	Jim Mitchell	44	650	14.8	51	6
1971	Art Malone	34	380	11.2	46	2
	Ken Burrow	33	741	22.5	84	6
1972	Art Malone	50	585	11.7	57	2
1973	Jim Mitchell	32	420	13.1	50	0
	Ken Burrow	31	567	18.3	57	7
1974	Ken Burrow	34	545	16.0	48	1
1975	Alfred Jenkins	38	767	20.2	68	6
1976	Alfred Jenkins	41	710	17.3	34	6
1977	Alfred Jenkins	39	677	17.4	73	4
1978	Wallace Francis	45	695	15.4	54	3
	Billy Ryckman	45	679	15.1	59	2
1979	Wallace Francis	74	1,013	13.7	42	8
1980	Alfred Jenkins	57	1,025	18.0	57	6
1981	William Andrews	81	736	9.1	70	2
	Alfred Jenkins	70	1,358	19.4	67	13
1982	William Andrews	42	503	12.0	86t	2
1983	Billy Johnson	64	709	11.1	47t	4
	Stacey Bailey	55	881	16.0	53	6
1984	Stacey Bailey	67	1,138	17.0	61	6
1985	Billy Johnson	62	830	13.4	62t	5
1986	Charlie Brown	63	918	14.6	42	4
1987	Floyd Dixon	36	600	16.7	51t	5
1988	John Settle	68	570	8.4	27	1
1989	Shawn Collins	58	862	14.9	47	3
1990	Andre Rison	82	1,208	14.7	75t	10
1991	Andre Rison	81	976	12.0	39t	12
1992	Andre Rison	93	1,121	12.1	71t	11
1993	Andre Rison	86	1,242	14.4	53t	15
1994	Terance Mathis	111	1,342	12.1	81	11
1995	Eric Metcalf	104	1,189	11.4	62t	8
1996	Bert Emanuel	75	921	12.3	53	6
1997	Bert Emanuel	65	991	15.2	56	9
1998	Tony Martin	66	1,181	17.9	62	6
	Terance Mathis	64	1,136	17.8	78t	11
1999	Terance Mathis	81	1,016	12.5	52	6
2000	Shawn Jefferson	60	822	13.7	49	2
2001	Terance Mathis	51	564	11.1	34	2
2002	Brian Finneran	56	838	15.0	47	6
2003	Peerless Price	64	838	13.1	49	3
2004	Alge Crumpler	48	774	16.1	49t	6
2005	Alge Crumpler	65	877	13.5	48	58
2006	Alge Crumpler	56	780	13.9	46	8
2007	Roddy White	83	1,202	14.5	69t	6
2008	Roddy White	88	1,382	15.7	70t	7
2009	Roddy White	85	1,153	13.6	90t	11

YEARLY LEADERS

RECEIVING

YEAR	PLAYER	NO	YDS	AVG	LG	TD
2010	Roddy White	115	1,389	12.1	46	10
2011	Roddy White	100	1,296	13.0	43	8
2012	Tony Gonzalez	93	930	10.0	25	8
	Roddy White	92	1,351	14.7	59	7
2013	Harry Douglas	85	1,067	12.6	80	2
2014	Julio Jones	104	1,593	15.3	79	6
2015	Julio Jones	136	1,871	13.8	82t	8



WR JULIO JONES SET FRANCHISE RECORDS FOR RECEPTIONS AND RECEIVING YARDS IN 2015.

YEARLY LEADERS

PUNT RETURNS

YEAR	PLAYER	NO	YDS	AVG	LG	TD
1966	Ron Smith	11	80	7.3	23	0
1967	Ron Smith	20	92	4.6	26	0
1968	Jim Burson	11	56	5.1	17	0
1969	John Mallory	13	42	3.2	15	0
1970	John Mallory	17	203	11.9	75t	1
1971	Willie Belton	30	163	5.4	32	0
1972	Willie Belton	17	110	6.5	34	0
1973	Ray Brown	40	360	9.0	57	0
1974	Al Dodd	27	344	12.7	57	0
1975	Mack Herron	10	94	9.4	24	0
1976	Rolland Lawrence	54	376	7.0	24	0
1977	Rolland Lawrence	51	352	6.9	37	0
1978	Billy Ryckman	28	227	8.1	38	0
1979	Dennis Pearson	12	115	9.6	60	0
1980	Kenny Johnson	23	281	12.2	56	0
1981	Scott Woerner	33	278	8.4	38	0
1982	Billy Johnson	24	273	11.4	71	0
1983	Billy Johnson	46	489	10.6	71t	1
1984	Billy Johnson	15	152	10.1	37	0
1985	Anthony Allen	21	141	6.7	19	0
1986	Floyd Dixon	26	151	5.8	16	0
1987	Billy Johnson	21	168	8.0	45	0
1988	Lew Barnes	34	307	9.0	68	0
1989	Deion Sanders	28	307	11.0	68t	1
1990	Deion Sanders	29	250	8.6	79t	1
1991	Deion Sanders	21	170	8.1	23	0
1992	Tony Smith	16	155	9.7	45	0
1993	Tony Smith	32	255	8.0	51	0
1994	Clarence Verdin	23	113	4.9	29	0
1995	Eric Metcalf	39	383	9.8	66t	1
1996	Eric Metcalf	27	296	11.0	39	0
1997	Todd Kinchen	52	446	8.6	38	0
1998	Tim Dwight	31	263	8.5	23	0
1999	Tim Dwight	20	220	11.0	70t	1
2000	Tim Dwight	33	309	9.4	70t	1
2001	Darrien Gordon	31	437	14.1	74	0
2002	Allen Rossum	24	288	12.0	36	0
2003	Allen Rossum	39	545	14.0	72	1
2004	Allen Rossum	37	457	12.4	75t	1
2005	Allen Rossum	17	145	8.5	29	0
2006	Allen Rossum	37	288	7.8	41	0
2007	Adam Jennings	30	186	6.2	23	0
2008	Harry Douglas	19	226	11.9	61t	1
2009	Eric Weems	27	270	10.0	28	0
2010	Eric Weems	18	230	12.8	55t	1
2011	Eric Weems	32	315	9.8	42	0
2012	Dominique Franks	21	163	7.8	28	0
2013	Robert McClain	19	193	10.2	25	0
2014	Devin Hester	18	240	13.3	68	1
2015	Eric Weems	19	221	11.6	41	0

YEARLY LEADERS

KICKOFF RETURNS

YEAR	PLAYER	NO	YDS	AVG	LG	TD
1966	Ron Smith	43	1,013	23.6	80	0
1967	Ron Smith	39	976	25.0	99t	1
1968	Jim Butler	37	799	21.6	42	0
1969	Charlie Bryant	21	407	19.4	39	0
1970	Jim Butler	14	284	20.3	29	0
1971	Willie Belton	28	706	25.2	58	0
1972	Dave Hampton	25	535	21.0	52	0
1973	Joe Wash.	20	432	21.6	30	0
1974	Gerald Tinker	29	704	24.3	59	0
1975	Gerald Tinker	13	307	23.6	33	0
1976	Rolland Lawrence	21	521	24.8	36	0
1977	Karl Farmer	23	466	20.3	30	0
1978	Dennis Pearson	25	662	26.7	100t	1
1979	Dennis Pearson	30	577	19.2	29	0
1980	Reggie Smith	25	512	20.5	35	0
1981	Reggie Smith	47	1,143	24.3	52	0
1982	Reggie Brown	24	466	19.4	33	0
1983	Kenny Johnson	11	224	20.4	28	0
1984	Sylvester Stamps	19	452	23.8	50	0
1985	Cliff Austin	39	838	21.5	94t	1
1986	Sylvester Stamps	24	514	21.4	35	0
1987	Sylvester Stamps	24	660	27.5	97t	1
1988	Evan Cooper	16	331	20.7	28	0
1989	Deion Sanders	35	725	20.7	72	0
1990	Deion Sanders	39	851	21.8	50	0
1991	Deion Sanders	26	576	22.2	100t	1
1992	Deion Sanders	40	1,067	26.7	99t	2
1993	Tony Smith	38	948	24.9	97t	1
1994	Clarence Verdin	44	1,026	23.3	69	0
1995	Roell Preston	30	627	20.9	44	0
1996	Eric Metcalf	49	1,034	21.1	55	0
1997	Byron Hanspard	40	987	24.7	99t	2
1998	Tim Dwight	36	973	27.0	93t	1
1999	Tim Dwight	44	944	21.5	40	0
2000	Darrick Vaughn	39	1,082	27.7	100t	3
2001	Darrick Vaughn	61	1,491	24.4	96t	1
2002	Allen Rossum	53	1,164	22.0	91t	1
2003	Allen Rossum	62	1,291	20.8	52	0
2004	Allen Rossum	58	1,250	21.6	49	0
2005	Allen Rossum	31	702	22.6	47	0
2006	Allen Rossum	46	1,082	23.5	51	0
2007	Jerious Norwood	52	1,317	25.3	76	0
2008	Jerious Norwood	51	1,311	25.7	92	0
2009	Eric Weems	48	1,214	25.3	62	0
2010	Eric Weems	40	1,100	27.5	102t	1
2011	Eric Weems	24	563	23.5	37	0
2012	Jacquizz Rodgers	23	592	25.7	77	0
2013	Jacquizz Rodgers	25	575	23.0	34	0
2014	Devin Hester	45	1,128	25.1	66	0
2015	Eric Weems	15	403	26.9	50	0

YEARLY LEADERS

TACKLES

YEAR	PLAYER	TACKLES
1966	Tommy Nobis (173 solo)	296
1967	Tommy Nobis (41 solo)	67
1968	Tommy Nobis (39 solo)	69
1969	Greg Brezina (22 solo)	38
1970	Tommy Nobis (48 solo)	94
1971	Don Hansen (43 solo)	95
1972	Greg Brezina (80 solo)	130
1973	Greg Brezina (89 solo)	135
1974	Tommy Nobis (121 solo)	183
1975	Tommy Nobis (91 solo)	115
1976	Tommy Nobis (100 solo)	134
1977	Greg Brezina (67 solo)	90
1978	Fulton Kuykendall (98 solo)	284
1979	Robert Pennywell (77 solo)	109
1980	Buddy Curry (80 solo)	145
1981	Buddy Curry (107 solo)	135
1982	Buddy Curry (38 solo)	61
1983	Buddy Curry (127 solo)	229
1984	Rick Bryan (78 solo)	125
1985	Buddy Curry (82 solo)	137
1986	Buddy Curry (84 solo)	157
1987	John Rade (55 solo)	123
1988	John Rade (67 solo)	137
1989	Jessie Tuggle (112 solo)	183
1990	Jessie Tuggle (99 solo)	201
1991	Jessie Tuggle (106 solo)	207
1992	Jessie Tuggle (90 solo)	193
1993	Jessie Tuggle (120 solo)	185
1994	Jessie Tuggle (111 solo)	195
1995	Jessie Tuggle (126 solo)	180
1996	Jessie Tuggle (108 solo)	184
1997	Jessie Tuggle (123 solo)	123
1998	Cornelius Bennett (80 solo)	121
1999	Jessie Tuggle (85 solo)	122
2000	Marty Carter (86 solo)	131
2001	Keith Brooking (110 solo)	167
2002	Keith Brooking (100 solo)	212
2003	Keith Brooking (130 solo)	207
2004	Keith Brooking (71 solo)	144
2005	Keith Brooking (88 solo)	148
2006	Keith Brooking (88 solo)	165
2007	Keith Brooking (82 solo)	127
2008	Keith Brooking (80 solo)	133
2009	Curtis Lofton (118 solo)	160
2010	Curtis Lofton (101 solo)	142
2011	Curtis Lofton (95 solo)	159
2012	Stephen Nicholas (85 solo)	116
2013	Paul Worrilow (92 solo)	137
2014	Paul Worrilow (84 solo)	142
2015	Paul Worrilow (67 solo)	95

SACKS

YEAR	PLAYER	TACKLES
1966	Sam Williams	7.5
1967	Ralph Heck/Jim Norton	4.5
1968	Claude Humphrey	11.5
1969	Claude Humphrey	9.5
1970	Claude Humphrey/John Zook	9.0
1971	Claude Humphrey	12.0
1972	John Zook	6.5
1973	Claude Humphrey	10.0
1974	Claude Humphrey	12.5
1975	John Zook	10.0
1976	Claude Humphrey	15.0
1977	Jeff Mellow	10.0
	Claude Humphrey	10.0
1978	Greg Brezina	9.0
1979	Don Smith	9.0
1980	Joel Williams	16.0
1981	Al Richardson	10.0
1982	Don Smith	3.5
1983	Mike Pitts	7.0
1984	Don Smith	6.5
1985	Rick Bryan	7.5
1986	Rick Bryan	7.0
1987	Buddy Moore	4.0
1988	Aundray Bruce	6.0
1989	Marcus Cotton	9.0
1990	Tim Green	6.0
1991	Tim Green	5.0
1992	Darion Conner	7.0
1993	Pierce Holt	6.5
1994	Chuck Smith	11.0
1995	Chris Doleman	9.0
1996	Clay Matthews	6.5
1997	Chuck Smith	12.0
1998	Lester Archambeau	10.0
1999	Chuck Smith	10.0
2000	Travis Hall/Brady Smith	4.5
2001	Patrick Kerney	12.0
2002	Patrick Kerney	10.5
2003	Ellis Johnson	8.0
2004	Patrick Kerney	13.0
2005	Rod Coleman	10.5
2006	Rod Coleman	6.0
2007	John Abraham	10.0
2008	John Abraham	16.5
2009	Jonathan Babineaux	6.0
2010	John Abraham	13.0
2011	John Abraham	9.5
2012	John Abraham	10.0
2013	Osi Umenyiora	7.5
2014	Kroy Biermann	4.5
2015	Vic Beasley Jr.	4.0

YEARLY LEADERS

ALL PURPOSE YARDS

YEAR	PLAYER	RUSH	REC	PT RET	KO RET	INT RET	TOTAL
1966	Ron Smith	0	0	80	1,013	0	1,093
1967	Ron Smith	42	227	92	976	0	1,337
1968	Jim Butler	365	127	0	799	0	1,291
1969	Jim Butler	655	297	0	405	0	1,357
1970	Jim Butler	636	151	0	284	0	1,071
1971	Willie Belton	237	22	163	706	0	1,128
1972	Dave Hampton	995	244	0	535	0	1,774
1973	Dave Hampton	997	273	0	258	0	1,528
1974	Gerald Tinker	5	12	195	704	0	916
1975	Dave Hampton	1,002	195	0	0	0	1,197
1976	Rolland Lawrence	0	0	372	521	0	893
1977	Haskel Stanback	873	261	0	0	0	1,134
1978	Bubba Bean	707	209	0	0	0	916
1979	William Andrews	1,023	309	0	0	0	1,332
1980	William Andrews	1,308	456	0	0	0	1,764
1981	William Andrews	1,301	736	0	0	0	2,037
1982	William Andrews	573	503	0	0	0	1,076
1983	William Andrews	1,567	609	0	0	0	2,176
1984	Gerald Riggs	1,486	277	0	0	0	1,763
1985	Gerald Riggs	1,719	267	0	0	0	1,986
1986	Gerald Riggs	1,327	136	0	0	0	1,463
1987	Gerald Riggs	875	199	0	0	0	1,074
1988	John Settle	1,024	570	0	0	0	1,594
1989	Deion Sanders	0	8	307	725	52	1,076
1990	Deion Sanders	0	0	250	851	153	1,254
1991	Michael Haynes	0	1,122	0	0	0	1,122
1992	Deion Sanders	4	45	41	1,067	0	1,149
1993	Erric Pegram	1,185	302	0	63	0	1,550
1994	Terance Mathis	0	1,342	0	0	0	1,342
1995	Eric Metcalf	133	1,189	383	278	0	1,983
1996	Eric Metcalf	8	599	296	1,034	0	1,937
1997	Byron Hanspard	335	53	0	987	0	1,375
1998	Jamal Anderson	1,846	319	0	0	0	2,165
1999	Tim Dwight	28	669	220	944	0	1,861
2000	Jamal Anderson	1,024	382	0	0	0	1,406
2001	Darrick Vaughn	0	0	0	1,491	0	1,491
2002	Allen Rossum	0	0	288	1,164	0	1,452
2003	Allen Rossum	0	0	545	1,291	0	1,836
2004	Allen Rossum	0	0	457	1,250	0	1,707
2005	Warrick Dunn	1,416	220	0	0	0	1,636
2006	Warrick Dunn	1,140	170	0	0	0	1,310
2007	Jerious Norwood	613	277	0	1,317	0	2,207
2008	Jerious Norwood	489	338	0	1,311	0	2,138
2009	Eric Weems	53	50	270	1,214	0	1,587
2010	Michael Turner	1,371	85	0	0	0	1,456
2011	Michael Turner	1,340	168	0	0	0	1,508
2012	Jacquizz Rodgers	362	402	0	592	0	1,356
2013	Jacquizz Rodgers	332	341	0	575	0	1,248
2014	Devin Hester	36	504	240	1,128	0	1,908
2015	Julio Jones	0	1,871	0	0	0	1,871

OFFENSIVE & DEFENSIVE RANKINGS

OFFENSE

BY YARDS 1970-2013 (NFL RANK)

YEAR	TOTAL	RUSH	PASS
2015	374.1 (7)	100.4 (19)	273.7 (6)
2014	378.2 (8)	93.6 (24)	284.6 (5)
2013	343.1 (14)	77.9 (32)	265.2 (7)
2012	369.1 (8)	87.3 (29)	281.8 (6)
2011	376.6 (10)	114.6 (17)	262.0 (8)
2010	341.1 (16)	118.2 (12)	222.9 (15)
2009	340.4 (16)	117.3 (15)	223.2 (14)
2008	361.2 (6)	152.7 (2)	208.5 (14)
2007	301.0 (23)	95.0 (26)	206.0 (18)
2006	331.9 (12)	183.7 (1)	148.2 (32)
2005	326.6 (12)	159.1 (1)	167.4 (27)
2004	317.8 (20)	167.0 (1)	150.8 (30)
2003	272.3 (29)	121.8 (14)	150.5 (31)
2002	345.9 (14)	148.0 (4)	197.9 (23)
2001	316.9 (15)	110.8 (16)	206.1 (17)
2000	249.6 (30)	75.9 (28)	173.8 (24)
1999	283.9 (27)	74.8 (30)	209.1 (17)
1998	342.9 (7)	131.3 (6)	211.6 (11)
1997	294.8 (23)	102.7 (19)	192.1 (22)
1996	319.8 (17)	91.3 (27)	228.4 (9)
1995	348.7 (10)	87.1 (27)	261.6 (6)
1994	335.1 (7)	78.1 (28)	257.0 (5)
1993	319.4 (11)	99.4 (23)	220.0 (6)
1992	306.4 (10)	79.4 (27)	227.1 (4)
1991	319.6 (8)	104.0 (16)	215.6 (6)
1990	315.9 (10)	99.6 (21)	216.3 (6)
1989	291.8 (24)	72.2 (28)	219.6 (9)
1988	286.4 (25)	126.0 (14)	160.4 (25)
1987	271.1 (28)	86.5 (28)	184.5 (22)
1986	319.1 (17)	157.8 (3)	161.4 (25)
1985	310.0 (20)	154.1 (3)	155.9 (27)
1984	315.3 (19)	124.6 (15)	190.6 (20)
1983	351.8 (8)	139.0 (11)	212.8 (11)
1982	329.2 (9)	131.2 (9)	198.0 (18)
1981	354.0 (7)	122.8 (18)	231.2 (5)
1980	353.1 (3)	150.3 (5)	202.8 (9)
1979	308.1 (17)	137.5 (16)	170.6 (15)
1978	253.9 (26)	103.8 (27)	150.1 (16)
1977	231.9 (25)	135.0 (17)	96.9 (27)
1976	221.6 (27)	120.6 (25)	101.0 (28)
1975	275.8 (20)	128.1 (19)	147.6 (19)
1974	200.0 (26)	106.6 (21)	93.4 (26)
1973	288.4 (15)	145.5 (10)	142.9 (12)
1972	286.5 (16)	149.4 (9)	137.1 (20)
1971	282.8 (15)	121.6 (16)	161.1 (11)
1970	245.1 (23)	114.3 (15)	130.8 (23)

DEFENSE

BY YARDS 1970-2013 (NFL RANK)

YEAR	TOTAL	RUSH	PASS
2015	347.6 (16)	105.0 (14)	242.6 (18)
2014	378.2 (8)	93.6 (24)	284.6 (5)
2013	343.1 (14)	77.9 (32)	265.2 (7)
2012	369.1 (8)	87.3 (29)	281.8 (6)
2011	376.6 (10)	114.6 (17)	262.0 (8)
2010	341.1 (16)	118.2 (12)	222.9 (15)
2009	340.4 (16)	117.3 (15)	223.2 (14)
2008	361.2 (6)	152.7 (2)	208.5 (14)
2007	301.0 (23)	95.0 (26)	206.0 (18)
2006	331.9 (12)	183.7 (1)	148.2 (32)
2005	326.6 (12)	159.1 (1)	167.4 (27)
2004	317.8 (20)	167.0 (1)	150.8 (30)
2003	272.3 (29)	121.8 (14)	150.5 (31)
2002	345.9 (14)	148.0 (4)	197.9 (23)
2001	316.9 (15)	110.8 (16)	206.1 (17)
2000	249.6 (30)	75.9 (28)	173.8 (24)
1999	283.9 (27)	74.8 (30)	209.1 (17)
1998	342.9 (7)	131.3 (6)	211.6 (11)
1997	294.8 (23)	102.7 (19)	192.1 (22)
1996	319.8 (17)	91.3 (27)	228.4 (9)
1995	348.7 (10)	87.1 (27)	261.6 (6)
1994	335.1 (7)	78.1 (28)	257.0 (5)
1993	319.4 (11)	99.4 (23)	220.0 (6)
1992	306.4 (10)	79.4 (27)	227.1 (4)
1991	319.6 (8)	104.0 (16)	215.6 (6)
1990	315.9 (10)	99.6 (21)	216.3 (6)
1989	291.8 (24)	72.2 (28)	219.6 (9)
1988	286.4 (25)	126.0 (14)	160.4 (25)
1987	271.1 (28)	86.5 (28)	184.5 (22)
1986	319.1 (17)	157.8 (3)	161.4 (25)
1985	310.0 (20)	154.1 (3)	155.9 (27)
1984	315.3 (19)	124.6 (15)	190.6 (20)
1983	351.8 (8)	139.0 (11)	212.8 (11)
1982	329.2 (9)	131.2 (9)	198.0 (18)
1981	354.0 (7)	122.8 (18)	231.2 (5)
1980	353.1 (3)	150.3 (5)	202.8 (9)
1979	308.1 (17)	137.5 (16)	170.6 (15)
1978	253.9 (26)	103.8 (27)	150.1 (16)
1977	231.9 (25)	135.0 (17)	96.9 (27)
1976	221.6 (27)	120.6 (25)	101.0 (28)
1975	275.8 (20)	128.1 (19)	147.6 (19)
1974	200.0 (26)	106.6 (21)	93.4 (26)
1973	288.4 (15)	145.5 (10)	142.9 (12)
1972	286.5 (16)	149.4 (9)	137.1 (20)
1971	282.8 (15)	121.6 (16)	161.1 (11)
1970	245.1 (23)	114.3 (15)	130.8 (23)

ALL-TIME STARTING QUARTERBACKS

YEAR-BY-YEAR RESULTS

YEAR	QUARTERBACK	RECORD	YEAR	QUARTERBACK	RECORD
1966	Randy Johnson.....	3-8	1990	Chris Miller.....	3-9
	Dennis Claridge.....	0-3		Scott Campbell.....	0-2
1967	Randy Johnson.....	1-10-1		Hugh Millen.....	2-0
	Steve Sloan.....	0-1	1991	Chris Miller.....	9-5
	Terry Nofsinger.....	0-1		Billy Joe Tolliver.....	1-1
1968	Randy Johnson.....	1-6	1992	Chris Miller.....	3-5
	Bob Berry.....	1-6		Billy Joe Tolliver.....	2-3
1969	Bob Berry.....	4-3		Wade Wilson.....	1-2
	Randy Johnson.....	2-3	1993	Bobby Hebert.....	5-9
	Bruce Lemmerman.....	0-2		Chris Miller.....	0-1
1970	Bob Berry.....	3-7-2		Billy Joe Tolliver.....	1-0
	Randy Johnson.....	1-1	1994	Jeff George.....	7-9
1971	Bob Berry.....	4-6-1	1995	Jeff George.....	9-7
	Dick Shiner.....	3-0	1996	Bobby Hebert.....	3-10
1972	Bob Berry.....	7-7		Jeff George.....	0-3
1973	Bob Lee.....	8-2	1997	Chris Chandler.....	7-7
	Dick Shiner.....	1-3		Billy Joe Tolliver.....	0-1
1974	Bob Lee.....	2-6		Tony Graziani.....	0-1
	Pat Sullivan.....	0-4	1998	Chris Chandler.....	13-1
	Kim McQuilken.....	1-1		Steve DeBerg.....	0-1
1975	Steve Bartkowski.....	4-7		Tony Graziani.....	1-0
	Kim McQuilken.....	0-2	1999	Chris Chandler.....	4-8
	Pat Sullivan.....	0-1		Tony Graziani.....	1-2
1976	Steve Bartkowski.....	1-4		Danny Kanell.....	0-1
	Kim McQuilken.....	1-2	2000	Chris Chandler.....	4-9
	Scott Hunter.....	2-4		Doug Johnson.....	0-2
1977	Scott Hunter.....	4-3		Danny Kanell.....	0-1
	Steve Bartkowski.....	3-4	2001	Chris Chandler.....	6-8
1978	Steve Bartkowski.....	8-5		Michael Vick.....	1-1
	June Jones.....	1-2	2002	Michael Vick.....	8-6-1
1979	Steve Bartkowski.....	6-8		Doug Johnson.....	1-0
	June Jones.....	0-2	2003	Doug Johnson.....	1-7
1980	Steve Bartkowski.....	12-4		Kurt Kittner.....	1-3
1981	Steve Bartkowski.....	7-9		Michael Vick.....	3-1
1982	Steve Bartkowski.....	5-4	2004	Michael Vick.....	10-5
1983	Steve Bartkowski.....	6-8		Matt Schaub.....	0-1
	Mike Moroski.....	1-1	2005	Michael Vick.....	8-7
1984	Steve Bartkowski.....	3-8		Matt Schaub.....	0-1
	Mike Moroski.....	1-4	2006	Michael Vick.....	7-9
1985	Steve Bartkowski.....	0-5	2007	Joey Harrington.....	3-7
	Dave Archer.....	4-7		Chris Redman.....	1-3
1986	Dave Archer.....	5-4-1		Byron Leftwich.....	0-2
	Turk Schonert.....	2-3	2008	Matt Ryan.....	11-5
1987	Dave Archer.....	0-1	2009	Matt Ryan.....	9-5
	Scott Campbell.....	2-7		Chris Redman.....	0-2
	Erik Kramer.....	1-2	2010	Matt Ryan.....	13-3
	Chris Miller.....	0-2	2011	Matt Ryan.....	10-6
1988	Chris Miller.....	5-8	2012	Matt Ryan.....	13-3
	Steve Dils.....	0-3	2013	Matt Ryan.....	4-12
1989	Chris Miller.....	3-12	2014	Matt Ryan.....	6-10
	Hugh Millen.....	0-1	2015	Matt Ryan.....	8-8

PRESEASON RESULTS

1966 (1-4)

Philadelphia at Atlanta (20,072)	7-9
Atlanta at St. Louis (34,303)	10-20
NY Giants at Atlanta (Nashville - 20,945)	7-14
Cleveland at Atlanta (48,548)	3-42
San Francisco vs. Atlanta (Columbia - 21,780)	24-17

1967 (2-2-1)

Atlanta at NY Giants (Ithaca - 20,000)	10-10
Atlanta at Miami (50,822)	27-17
Cleveland at Atlanta (52,240)	34-31
Atlanta vs. Minnesota (Cleveland - 84,236)	3-16
Atlanta at New Orleans (67,486)	14-27

1968 (1-4)

Atlanta vs. Washington (Tampa - 42,180)	14-16
Atlanta vs. NY Giants (Nashville - 14,555)	13-17
Atlanta vs. NY Jets (Birmingham - 27,406)	12-27
NO at Atlanta (49,832)	16-10
Atlanta at Miami (36,122)	13-19

1969 (2-4)

Philadelphia vs. Atlanta (Portland - 21,625)	13-7
Atlanta at Boston (24,084)	34-16
Washington at Atlanta (56,990)	7-24
Atlanta at New Orleans (69,898)	17-21
Atlanta at Kansas City (37,273)	10-14
Atlanta vs. G.B. (Canton - 17,411)	24-38

1970 (4-1)

NY Jets vs. Atlanta (Winston-Salem - 19,700)	33-7
Atlanta at Washington (35,186)	13-21
Kansas City at Atlanta (56,990)	22-17
Atlanta at Buffalo (30,869)	10-7
Atlanta at Miami (50,259)	20-17

1971 (3-2)

Atlanta at Kansas City (37,403)	10-12
Denver vs. Atlanta (Memphis - 22,474)	27-10
Buffalo at Atlanta (53,090)	35-24
Atlanta at New England (48,631)	45-35
Atlanta at San Diego (32,555)	14-21

1972 (1-4)

Atlanta at San Diego (41,404)	7-30
Pittsburgh at Atlanta (53,288)	17-31
Atlanta at Miami (75,372)	10-24
New York Jets at Atlanta (37,806)	3-9
Atlanta at Cincinnati (55,804)	44-14

1973 (2-3)

Atlanta vs. Baltimore (57,122)	10-34
Atlanta vs. New England (56,238)	10-27
Atlanta vs. Cleveland (Knoxville - 40,831)	20-17
Atlanta vs. Cincinnati (55,863)	31-20
Atlanta at Pittsburgh (50,350)	0-19

1974 (4-2)

Atlanta at Philadelphia (15,379)	23-7
Atlanta at Oakland (Berkeley - 34,319)	16-28
Atlanta vs. Cincinnati (Grant Field 44,127)	13-7
Atlanta at Houston (27,116)	10-6
Atlanta vs. Baltimore (50,085)	7-23
Atlanta at Denver (43,253)	20-14

1975 (3-3)

Atlanta at Washington (18,444)	16-14
Atlanta vs. Baltimore (Lincoln, Neb - 43,097)	3-10
Atlanta vs. Oakland (39,878)	22-7
Atlanta vs. N.Y. Jets (34,387)	16-13
Atlanta vs. Buffalo (Tampa, Fla. - 41,212)	14-16
Atlanta vs. Philadelphia (28,675)	14-17

1976 (2-4)

Atlanta vs. Washington (38,808)	10-17
Atlanta vs. Cleveland (Stillwater, Okla - 24,227)	7-31
Atlanta at Tampa Bay (Jacksonville, Fla. - 11,342)	3-17
Atlanta vs. New England (23,495)	17-28
Atlanta vs. Baltimore (24,986)	21-7
Atlanta at Green Bay (Milw - 54,989)	26-7

1977 (3-3)

Atlanta at St. Louis (24,667)	3-0
Atlanta vs. N.Y. Jets (28,954)	2-17
Atlanta vs. Denver (21,239)	2-10
Atlanta vs. Tampa Bay (Orlando - 31,123)	30-21
Atlanta at Kansas City (22,748)	24-16
Atlanta at New England (41,346)	10-29

1978 (2-2)

Atlanta at NY Jets (31,480)	20-17
Atlanta at Pittsburgh (46,444)	7-13
Atlanta vs. Philadelphia (51,306)	7-24
Atlanta at Washington (29,487)	10-7

1979 (0-4)

Atlanta vs. New England (53,228)	14-37
Atlanta at St. Louis (39,705)	17-42
Atlanta vs. Washington (52,478)	6-16
Atlanta at Green Bay (55,416)	35-45

1980 (1-3)

Atlanta at Seattle (59,555)	10-14
Atlanta vs. Pittsburgh (55,695)	14-17
Atlanta at San Diego (47,184)	9-17
Atlanta vs. Baltimore (42,983)	51-35

1981 (2-3)

Atlanta vs. Cleveland (Canton, Ohio - 23,921)	10-24
Atlanta at Oakland (42,697)	16-17
Atlanta vs. NY Jets (51,163)	21-20
Atlanta at Minnesota (42,908)	19-20
Atlanta vs. Tampa Bay (53,688)	27-7

PRESEASON RESULTS

1982 (2-2)

Atlanta vs. Minnesota (49,831) 20-17
 Atlanta at Baltimore (Phoenix - 56,748)..... 3-34
 Atlanta vs. Philadelphia (51,175)..... 24-21
 Atlanta at Tampa Bay (62,933)..... 0-34

1983 (2-2)

Atlanta vs. Washington (46,052) 13-10
 Atlanta at Denver (73,199) 10-21
 Atlanta at Tampa Bay (57,237)..... 6-17
 Atlanta vs. Baltimore (37,420) 10-7

1984 (1-3)

Atlanta at Minnesota (51,693) 6-37
 Atlanta at New Orleans (58,502) 21-31
 Atlanta vs. Tampa Bay (29,610) 52-21
 Atlanta vs. Denver (30,988) 13-24

1985 (2-2)

Atlanta vs. Washington (30,574)..... 14-17
 Atlanta at Tampa Bay (34,040) 23-17
 Atlanta at Green Bay (Milw - 49,703)..... 24-28
 Atlanta vs. Miami (32,768) 19-17

1986 (2-2)

Atlanta vs. NY Giants (25,445) 31-24
 Atlanta at Tampa Bay (28,797)..... 20-17
 Atlanta vs. Cleveland (33,637)..... 21-27
 Atlanta at Washington (52,619)..... 21-29

1987 (1-3)

Atlanta vs. Buffalo (31,166) 19-14
 Atlanta at Kansas City (39,164) 10-13
 Atlanta vs. Cleveland (35,960)..... 3-23
 Atlanta vs. New England (Jacksonville - 59,129) 13-14

1988 (2-2)

Atlanta at New England (32,949)..... 34-30
 Atlanta vs. Kansas City (23,369) 13-27
 Atlanta vs. Tampa Bay (18,141) 19-14
 Atlanta at Washington (Birmingham - 51,400) 17-34

1989 (1-3)

Atlanta at Philadelphia (40,145)..... 17-23
 Atlanta at Tampa Bay (28,330) 0-27
 Atlanta vs. New England (21,118) 7-23
 Atlanta at Buffalo (Jacksonville- 41,813) ... 36-17

1990 (4-0)

Atlanta at Washington (Chapel Hill, N.C. - 52,036) 31-27
 Atlanta vs. Cincinnati (43,472)..... 34-17
 Atlanta at Green Bay (Milwaukee 51,069) ... 17-14
 Atlanta at New England (24,106)..... 45-14

1991 (2-2)

Atlanta vs. L.A. Rams (Jacksonville 66,531) 38-17
 Atlanta at Houston (52,140) 36-7
 Atlanta vs. Tampa Bay (41,983) 7-12
 Atlanta at Dallas (53,689) OT..... 17-20

1992 (1-3)

Atlanta at Cleveland (59,566)..... 0-7
 Atlanta at Tampa Bay (37,000) 28-40
 Atlanta vs. Philadelphia (66,834) 20-10
 Atlanta vs. Buffalo (62,565) 21-27

1993 (1-3)

Atlanta vs. Miami (51,798) 27-28
 Atlanta vs. Tampa Bay (49,108) 20-10
 Atlanta at Philadelphia (54,425) 20-37
 Atlanta at Buffalo (51,232) 16-17

1994 (3-2)

Atlanta at S.D (23,185) (HOF Game, Canton, Ohio). 21-17
 Atlanta at Denver (72,231) 16-37
 Atlanta vs. Buffalo (46,595) 27-7
 Atlanta at Cleveland (51,602)..... 7-28
 Atlanta vs. Philadelphia (40,780) 20-12

1995 (2-2)

Atlanta at Philadelphia (43,678) 17-25
 Atlanta vs. Miami (42,579) 37-0
 Atlanta vs. Cleveland (41,813)..... 19-10
 Atlanta at Buffalo (41,765)..... 14-20

1996 (2-2)

Atlanta at Seattle (30,284)..... 17-19
 Atlanta at Tampa Bay (32,855)..... 0-16
 Atlanta vs. Oakland (30,553) 27-6
 Atlanta vs. Arizona (29,306)..... 31-30

1997 (1-3)

Atlanta at Detroit (40,425)..... 17-20
 Atlanta vs. Tampa Bay (34,219) 17-12
 Atlanta vs. Washington (37,984)..... 31-35
 Atlanta at Jacksonville (67,743) 17-26

1998 (2-2)

Atlanta vs. Detroit (47,653)..... 35-31
 Atlanta vs. Baltimore (44,843)..... 6-19
 Atlanta at Tennessee (65,729) 3-17
 Atlanta at Cincinnati (39,651)..... 28-16

1999 (2-2)

Atlanta vs. Detroit (47,653)..... 35-31
 Atlanta vs. Baltimore (44,843)..... 6-19
 Atlanta at Tennessee (65,729) 3-17
 Atlanta at Cincinnati (39,651)..... 28-16

PRESEASON RESULTS

2000 (4-1)

Atlanta at Indianapolis (47,985)	20-13
Atlanta at Dallas (42,178) (American Bowl, Tokyo Japan)	20-9
Atlanta vs. Cincinnati (38,346)	31-16
Atlanta vs. San Diego (38,384)	14-28
Atlanta at Jacksonville (55,946)	31-20

2001 (3-1)

Atlanta vs. Pittsburgh (44,275)	16-17
Atlanta at NY Jets (76,658)	20-10
Atlanta at Washington (67,211)	27-6
Atlanta vs. Tampa Bay (44,162)	36-7

2002 (4-0)

Atlanta vs. Jacksonville (43,264)	23-13
Atlanta vs. NY Giants (67,204)	36-24
Atlanta at Dallas (62,942)	21-19
Atlanta at Cincinnati (40,530)	27-14

2003 (0-4)

Atlanta vs. Green Bay (68,818)	21-27
Atlanta vs. Baltimore (68,237)	10-13
Atlanta at Miami (59,093)	21-30
Atlanta at Cleveland (69,618)	9-20

2004 (2-2)

Atlanta at Baltimore (69,299)	0-24
Atlanta vs. Minnesota (70,623)	27-24
Atlanta vs. Cincinnati (70,331)	37-10
Atlanta at Washington (72,892)	0-27

2005 (4-1)

Atlanta at Indianapolis (Tokyo, Japan, 45,203)	27-21
Atlanta vs. Baltimore (67,123)	16-3
Atlanta vs. Tennessee (69,327)	21-24
Atlanta at Jacksonville (60,596)	23-7
Atlanta at Miami (71,616)	20-17

2006 (2-2)

Atlanta vs. New England (69,283)	26-23
Atlanta at Green Bay (69,845)	10-38
Atlanta at Tennessee (69,143)	20-6
Atlanta vs. Jacksonville (70,616)	17-20

2007 (3-1)

Atlanta at NY Jets (75,767)	16-31
Atlanta at Buffalo (50,577)	13-10
Atlanta vs. Cincinnati (65,525)	24-19
Atlanta vs. Baltimore (71,377)	13-10

2008 (2-2)

Atlanta at Jacksonville (63,194)	17-20
Atlanta vs. Indianapolis (59,693)	9-16
Atlanta vs. Tennessee (47,318)	17-3
Atlanta at Baltimore (70,149)	10-9

2009 (2-2)

Atlanta at Detroit (34,785)	26-27
Atlanta at St. Louis (46,958)	20-13
Atlanta vs. San Diego (66,718)	27-24
Atlanta vs. Baltimore (66,610)	3-20

2010 (2-2)

Atlanta vs. Kansas City (65,726)	20-10
Atlanta vs. New England (66,783)	10-28
Atlanta at Miami (59,144)	16-6
Atlanta at Jacksonville (61,802)	9-13

2011 (0-4)

Atlanta vs. Miami (67,038)	23-28
Atlanta at Jacksonville (60,815)	13-15
Atlanta at Pittsburgh (56,754)	16-34
Atlanta vs. Baltimore (67,216)	7-21

2012 (1-3)

Atlanta vs. Baltimore (68,449)	17-31
Atlanta vs. Cincinnati (68,541)	19-24
Atlanta at Miami (41,550)	23-6
Atlanta at Jacksonville (62,362)	14-24

2013 (0-4)

Atlanta vs. Cincinnati (69,076)	10-34
Atlanta at Baltimore (70,527)	23-27
Atlanta at Tennessee (69,143)	16-27
Atlanta vs. Jacksonville (69,555)	16-20

2014 (2-2)

Atlanta vs. Miami (68,540)	16-10
Atlanta at Houston (71,644)	7-32
Atlanta vs. Tennessee (68,957)	17-24
Atlanta at Jacksonville (59,031)	24-14

2015 (2-2)

Atlanta vs. Tennessee (67,326)	31-24
Atlanta at NY Jets (78,160)	22-30
Atlanta at Miami (60,661)	9-13
Atlanta vs. Baltimore (67,393)	20-19

ALL-TIME RESULTS

ATLANTA VS. ARIZONA

Cardinals lead series, 15-13

Cardinals lead postseason, 1-0

1966	Falcons	16-10 (A)
1968	Cardinals	17-12 (StL)
1971	Cardinals	26-9 (A)
1973	Cardinals	32-10 (A)
1975	Cardinals	23-20 (StL)
1978	Cardinals	42-21 (StL)
1980	Falcons	33-27 (StL) (OT)
1981	Falcons	41-20 (A)
1982	Cardinals	23-20 (A)
1986	Falcons	33-13 (A)
1987	Cardinals	34-21 (A)
1989	Cardinals	34-20 (Phx)
1990	Cardinals	24-13 (A)
1991	Cardinals	16-10 (Phx)
1992	Falcons	20-17 (A)
1993	Cardinals	27-10 (A)
1994	Falcons	10-6 (A)
1995	Cardinals	40-37 (Phx) (OT)
1997	Cardinals	29-26 (Phx)
1999	Falcons	37-14 (A)
2001	Falcons	34-14 (Phx)
2004	Falcons	6-3 (A)
2006	Falcons	32-10 (A)
2007	Cardinals	30-27 (Arz) (OT)
*2008	Cardinals	30-24 (Arz)
2010	Falcons	41-7 (A)
2012	Falcons	23-19 (A)
2013	Cardinals	27-13 (Arz)
2014	Falcons	29-18 (A)

Points-Cardinals 602, Falcons 624

*Postseason Points: Cardinals 30, Falcons 24

ATLANTA VS. BALTIMORE

Baltimore lead series, 3-2

1999	Ravens	19-13 (A)(OT)
2002	Falcons	20-17 (A)
2006	Ravens	24-10 (B)
2010	Falcons	26-21 (A)
2014	Raves	29-7 (B)

Points-Ravens 110, Falcons 76

ATLANTA VS. BUFFALO

Falcons lead series, 7-4

1973	Bills	17-6 (A)
1977	Bills	3-0 (B)
1980	Falcons	30-14 (B)
1983	Falcons	31-14 (A)
1989	Falcons	30-28 (A)
1992	Bills	41-14 (B)
1995	Bills	23-17 (B)
2001	Falcons	33-30 (A)
2005	Falcons	24-21 (B)

2009 Falcons 31-3 (A)

2013 Falcons 34-31 (Tor) (OT)

Points-Bills 220, Falcons 250

ATLANTA VS. CAROLINA

Falcons lead series, 25-187

1995	Falcons	23-20 (A)(OT)
	Panthers	21-17 (C)
1996	Panthers	29-6 (C)
	Falcons	20-17 (A)
1997	Panthers	9-6 (A)
	Panthers	21-12 (C)
1998	Falcons	19-14 (C)
	Falcons	51-23 (A)
1999	Falcons	27-20 (A)
	Panthers	34-28 (C)
2000	Falcons	15-10 (C)
	Falcons	13-12 (A)
2001	Falcons	24-16 (A)
	Falcons	10-7 (C)
2002	Falcons	30-0 (A)
	Falcons	41-0 (C)
2003	Panthers	23-3 (C)
	Falcons	20-14 (A) (OT)
2004	Falcons	27-10 (C)
	Falcons	34-31 (A) (OT)
2005	Panthers	24-6 (C)
	Panthers	44-11 (A)
2006	Falcons	20-6 (C)
	Panthers	10-3 (A)
2007	Panthers	27-20 (A)
	Falcons	20-13 (C)
2008	Panthers	24-9 (C)
	Falcons	45-28 (A)
2009	Falcons	28-20 (A)
	Panthers	28-19 (C)
2010	Falcons	31-10 (C)
	Falcons	31-10 (A)
2011	Falcons	31-17 (A)
	Falcons	31-23 (C)
2012	Falcons	30-28 (A)
	Panthers	30-20 (C)
2013	Panthers	34-10 (C)
	Panthers	21-20 (A)
2014	Falcons	19-17 (A)
	Panthers	34-3 (C)
2015	Panthers	38-0 (C)
	Falcons	20-13 (A)

Points-Falcons 884, Panthers 799

ATLANTA VS. CHICAGO

Bears lead series, 14-12

1966	Bears	23-6 (C)
1967	Bears	23-14 (A)
1968	Falcons	16-13 (C)

ALL-TIME RESULTS

1969	Falcons	48-31 (A)
1970	Bears	23-14 (A)
1972	Falcons	37-21 (C)
1973	Falcons	46-6 (A)
1974	Falcons	13-10 (A)
1976	Falcons	10-0 (C)
1977	Falcons	16-10 (C)
1978	Bears	13-7 (C)
1980	Falcons	28-17 (A)
1983	Falcons	20-17 (C)
1985	Bears	36-0 (C)
1986	Bears	13-10 (A)
1990	Bears	30-24 (C)
1992	Bears	41-31 (C)
1993	Bears	6-0 (C)
1998	Falcons	20-13 (A)
2001	Bears	31-3 (A)
2002	Bears	14-13 (A)
2005	Bears	16-3 (C)
2008	Falcons	22-20 (A)
2009	Falcons	21-14 (A)
2011	Bears	30-12 (C)
2014	Bears	27-13 (A)

(Points-Bears 498, Falcons 447)

ATLANTA VS. CINCINNATI

Bengals lead series, 8-5

1971	Falcons	9-6 (C)
1975	Bengals	21-14 (A)
1978	Bengals	37-7 (C)
1981	Bengals	30-28 (A)
1984	Bengals	35-14 (C)
1987	Bengals	16-10 (A)
1990	Falcons	38-17 (A)
1993	Bengals	21-17 (C)
1996	Bengals	41-31 (C)
2002	Falcons	30-3 (A)
2006	Falcons	29-27 (C)
2010	Falcons	39-32 (A)
2014	Bengals	24-10 (C)

(Points-Bengals 310, Falcons 276)

ATLANTA VS. CLEVELAND

Browns lead series, 11-3

1966	Browns	49-17 (A)
1968	Browns	30-7 (C)
1971	Falcons	31-14 (C)
1976	Browns	20-17 (A)
1978	Browns	24-16 (A)
1981	Browns	28-17 (C)
1984	Browns	23-7 (A)
1987	Browns	38-3 (C)
1990	Browns	13-10 (C)
1993	Falcons	17-14 (A)
2002	Browns	24-16 (C)

2006	Browns	17-13 (A)
2010	Falcons	20-10 (C)
2014	Browns	26-24 (A)

(Points-Browns 330, Falcons 215)

ATLANTA VS. DALLAS

Cowboys lead series, 14-10

Cowboys lead postseason, 2-0

1966	Cowboys	47-14 (A)
1967	Cowboys	37-7 (D)
1969	Cowboys	24-17 (A)
1970	Cowboys	13-0 (D)
1974	Cowboys	24-0 (A)
1976	Falcons	17-10 (A)
*1978	Cowboys	27-20 (D)
*1980	Cowboys	30-27 (A)
1985	Cowboys	24-10 (D)
1986	Falcons	37-35 (D)
1987	Falcons	21-10 (D)
1988	Cowboys	26-20 (D)
1989	Falcons	27-21 (A)
1990	Falcons	26-7 (A)
1991	Cowboys	31-27 (D)
1992	Cowboys	41-17 (A)
1993	Falcons	27-14 (A)
1995	Cowboys	28-13 (A)
1996	Cowboys	32-28 (D)
1999	Cowboys	24-7 (D)
2001	Falcons	20-13 (A)
2003	Falcons	27-13 (D)
2006	Cowboys	38-28 (A)
2009	Cowboys	37-21 (D)
2012	Falcons	19-13 (A)
2015	Falcons	39-28 (D)

(Regular Season Points: Cowboys 590, Falcons 469)

(*Postseason Points: Cowboys 57, Falcons 47)

ATLANTA VS. DENVER

Broncos lead series, 8-5

Broncos lead postseason, 1-0

1970	Broncos	24-10 (D)
1972	Falcons	23-20 (A)
1975	Falcons	35-21 (A)
1979	Broncos	20-17 (A) (OT)
1982	Falcons	34-27 (D)
1985	Broncos	44-28 (A)
1988	Broncos	30-14 (D)
1994	Broncos	32-28 (D)
1997	Broncos	29-21 (A)
*1998	Broncos	34-19 (Mia)
2000	Broncos	42-14 (D)
2004	Falcons	41-28 (A)
2008	Broncos	24-20 (A)
2012	Falcons	27-21 (A)

(Regular Season Points: (Broncos 334, Atlanta 271)

ALL-TIME RESULTS

(Postseason Points: Broncos 34, Atlanta 19)

*Super Bowl XXXIII

ATLANTA VS. DETROIT

Lions lead series 24-12

1966	Lions	28-10 (D)
1967	Lions	24-3 (D)
1968	Lions	24-7 (A)
1969	Lions	27-21 (D)
1971	Lions	41-38 (D)
1972	Lions	26-23 (A)
1973	Lions	31-6 (D)
1975	Lions	17-14 (A)
1976	Lions	24-10 (D)
1977	Falcons	17-6 (A)
1978	Falcons	14-0 (A)
1979	Lions	24-23 (D)
1980	Falcons	43-28 (A)
1983	Falcons	30-14 (D)
1984	Lions	27-24 (A) (OT)
1985	Lions	28-27 (A)
1986	Falcons	20-6 (D)
1987	Lions	30-13 (A)
1988	Lions	31-17 (D)
1989	Lions	31-24 (A)
1990	Lions	21-14 (D)
1993	Lions	30-13 (D)
1994	Lions	31-28 (D) (OT)
1995	Falcons	34-22 (A)
1996	Lions	28-24 (D)
1997	Lions	28-17 (D)
1998	Falcons	24-17 (D)
2000	Lions	13-10 (D)
2002	Falcons	36-15 (A)
2004	Lions	17-10 (A)
2005	Falcons	27-7 (D)
2006	Lions	30-14 (D)
2008	Falcons	34-21 (A)
2011	Falcons	23-16 (D)
2012	Falcons	31-18 (D)
2014	Lions	22-21 (London)

(Points-Lions 803, Falcons 744)

ATLANTA VS. GREEN BAY

Green Bay leads series, 15-12

Packers lead series, 2-1

1966	Packers	56-3 (Mil)
1967	Packers	23-0 (Mil)
1968	Packers	38-7 (A)
1969	Packers	28-10 (GB)
1970	Packers	27-24 (GB)
1971	Falcons	28-21 (A)
1972	Falcons	10-9 (Mil)
1974	Falcons	10-3 (A)
1975	Packers	22-13 (GB)

1976	Packers	24-20 (A)
1979	Falcons	25-7 (A)
1981	Falcons	31-17 (GB)
1982	Packers	38-7 (A)
1983	Falcons	47-41 (A-OT)
1988	Falcons	20-0 (A)
1989	Packers	23-21 (Mil)
1991	Falcons	35-31 (A)
1992	Falcons	24-10 (A)
1994	Packers	21-17 (Mil)
*1995	Packers	37-20 (GB)
2001	Falcons	23-20 (GB)
2002	Packers	37-34 (GB-OT)
*2002	Falcons	27-7 (GB)
2005	Packers	33-25 (A)
2008	Falcons	27-24 (GB)
2010	Falcons	20-17 (A)
	^Packers	48-21 (A)
2011	Packers	25-14 (A)
2013	Packers	22-21 (GB)
2014	Packers	43-37 (GB)

(Points-Packers 660, Falcons 557)

(Postseason Points- Packers 92, Falcons 68)

*NFC Wild Card

^ NFC Divisional Round

ATLANTA VS. HOUSTON

Houston leads series, 2-2

2003	Texans	17-13 (H)
2007	Falcons	26-16 (A)
2011	Texans	17-10 (H)
2015	Falcons	48-21 (A)

(Points-Falcons 97, Texans 71)

ATLANTA VS. INDIANAPOLIS*

Colts lead series, 14-2

1966	Colts	19-7 (A)
1967	Colts	38-31 (B)
	Colts	49-7 (A)
1968	Colts	28-20 (A)
	Colts	44-0 (B)
1969	Colts	21-14 (A)
	Colts	13-6 (B)
1974	Colts	17-7 (A)
1986	Colts	28-23 (A)
1989	Colts	13-9 (I)
1998	Falcons	28-21 (A)
2001	Colts	41-27 (I)
2003	Colts	38-7 (I)
2007	Colts	31-13 (A)
2011	Falcons	31-7 (I)
2015	Colts	24-21 (A)

(Points-Colts 432, Falcons 251)

*Franchise in Baltimore prior to 1984.

ALL-TIME RESULTS

ATLANTA VS. JACKSONVILLE

Series Tied, 3-3

1996	Jaguars	19-17 (J)
1999	Jaguars	30-7 (A)
2003	Falcons	21-14 (A)
2007	Jaguars	13-7 (J)
2011	Falcons	41-14 (A)
2015	Falcons	23-17 (J)

(Points-Falcons 116, Jaguars 104)

ATLANTA VS. KANSAS CITY

Chiefs lead series, 5-3

1972	Chiefs	17-14 (A)
1985	Chiefs	38-10 (KC)
1991	Chiefs	14-3 (KC)
1994	Chiefs	30-10 (A)
2000	Falcons	29-13 (A)
2004	Chiefs	56-10 (KC)
2008	Falcons	38-14 (A)
2012	Falcons	40-24 (KC)

(Points-Chiefs 206, Falcons 154)

ATLANTA VS. MIAMI

Dolphins lead series, 8-4

1970	Dolphins	20-7 (A)
1974	Dolphins	42-7 (M)
1980	Dolphins	20-17 (A)
1983	Dolphins	31-24 (M)
1986	Falcons	20-14 (M)
1992	Dolphins	21-17 (M)
1995	Dolphins	21-20 (M)
1998	Falcons	38-16 (A)
2001	Dolphins	21-14 (M)
2005	Falcons	17-10 (M)
2009	Falcons	19-7 (A)
2013	Dolphins	27-23 (M)

(Points-Dolphins 250, Falcons 223)

ATLANTA VS. MINNESOTA

Vikings lead series, 17-10

Postseason tied, 1-1

1966	Falcons	20-13 (M)
1967	Falcons	21-20 (A)
1968	Vikings	47-7 (M)
1969	Falcons	10-3 (A)
1970	Vikings	37-7 (A)
1971	Vikings	24-7 (M)
1973	Falcons	20-14 (A)
1974	Vikings	23-10 (M)
1975	Vikings	38-0 (M)
1977	Vikings	14-7 (A)
1980	Vikings	24-23 (M)
1981	Falcons	31-30 (A)
*1982	Vikings	30-24 (M)
1984	Vikings	27-20 (M)

1985	Falcons	14-13 (A)
1987	Vikings	24-13 (M)
1989	Vikings	43-17 (M)
1991	Vikings	20-19 (A)
1996	Vikings	23-17 (A)
**1998	Falcons	30-27 (M)(OT)
1999	Vikings	17-14 (A)
2002	Falcons	30-24 (M) (OT)
2003	Vikings	39-26 (A)
2005	Falcons	30-10 (A)
2007	Vikings	24-3 (M)
2008	Falcons	24-17 (M)
2011	Falcons	24-14 (A)
2014	Vikings	41-28 (M)
2015	Vikings	20-10 (A)

(Regular Season Points-Vikings 643, Falcons 452)

(Postseason Points-Vikings 57, Falcons 54)

*NFC Playoffs

** NFC Championship

ATLANTA VS. NEW ENGLAND

New England leads series, 7-6

1972	Patriots	21-20 (NE)
1977	Patriots	16-10 (A)
1980	Falcons	37-21 (NE)
1983	Falcons	24-13 (A)
1986	Patriots	25-17 (NE)
1989	Falcons	16-15 (A)
1992	Falcons	34-0 (A)
1995	Falcons	30-17 (A)
1998	Falcons	41-10 (NE)
2001	Patriots	24-10 (A)
2005	Patriots	31-28 (A)
2009	Patriots	26-10 (NE)
2013	Patriots	30-23 (A)

(Points-Falcons 300, Patriots 249)

ATLANTA VS. NEW ORLEANS

Falcons lead series, 48-45

Falcons lead postseason, 1-0

1967	Saints	27-24 (NO)
1969	Falcons	45-17 (A)
1970	Falcons	14-3 (NO)
	Falcons	32-14 (A)
1971	Falcons	28-6 (A)
	Falcons	24-20 (NO)
1972	Falcons	21-14 (NO)
	Falcons	36-20 (A)
1973	Falcons	62-7 (NO)
	Falcons	14-10 (A)
1974	Saints	14-13 (NO)
	Saints	13-3 (A)
1975	Falcons	14-7 (A)
	Saints	23-7 (NO)
1976	Saints	30-0 (NO)

ALL-TIME RESULTS

	Falcons	23-20 (A)	2004	Falcons	24-21 (A)
1977	Saints	21-20 (NO)		Saints	26-13 (NO)
	Falcons	35-7 (A)	2005	Falcons	34-31 (NO)
1978	Falcons	20-17 (NO)		Falcons	36-17 (A)
	Falcons	20-17 (A)	2006	Saints	23-3 (NO)
1979	Falcons	40-34 (NO)(OT)		Saints	31-13 (A)
	Saints	37-6 (A)	2007	Saints	22-16 (NO)
1980	Falcons	41-14 (NO)		Saints	34-14 (A)
	Falcons	31-13 (A)	2008	Falcons	34-20 (A)
1981	Falcons	27-0 (A)		Saints	29-25 (NO)
	Falcons	41-10 (NO)	2009	Saints	35-27 (NO)
1982	Falcons	35-0 (A)		Saints	26-23 (A)
	Saints	35-6 (NO)	2010	Falcons	27-24 (NO) (OT)
1983	Saints	19-17 (A)		Saints	17-14 (A)
	Saints	27-10 (NO)	2011	Saints	26-23 (A) (OT)
1984	Falcons	36-28 (NO)		Saints	45-16 (NO)
	Saints	17-13 (A)	2012	Saints	31-27 (NO)
1985	Falcons	31-24 (A)		Falcons	23-13 (A)
	Falcons	16-10 (NO)	2013	Saints	23-17 (NO)
1986	Falcons	31-10 (NO)		Saints	17-13 (A)
	Saints	14-9 (A)	2014	Falcons	37-34 (A)
1987	Saints	38-0 (A)		Falcons	30-14 (NO)
1988	Saints	29-21 (A)	2015	Saints	31-21 (NO)
	Saints	10-9 (NO)		Saints	20-17 (A)
1989	Saints	20-13 (NO)	(Points-Falcons 2,030, Saints 1,918)		
	Saints	26-17 (A)	(Postseason Points-Falcons 27, Saints 20)		
1990	Falcons	28-27 (A)	*NFC Wild Card		
	Saints	10-7 (NO)	ATLANTA VS. N.Y. GIANTS		
1991	Saints	27-6 (A)	Series Tied, 12-11		
	Falcons	23-20 (NO)(OT)	Giants lead postseason, 1-0		
	*Falcons	27-20 (NO)	1966	Falcons	27-16 (NY)
1992	Saints	10-7 (A)	1968	Falcons	24-21 (A)
	Saints	22-14 (NO)	1971	Giants	21-17 (A)
1993	Saints	34-31 (A)	1974	Falcons	14-7 (New Haven)
	Falcons	26-15 (NO)	1977	Falcons	17-3 (A)
1994	Saints	33-32 (NO)	1978	Falcons	23-20 (A)
	Saints	29-20 (A)	1979	Giants	24-3 (NY)
1995	Falcons	27-24 (NO) (OT)	1981	Giants	27-24 (A) (OT)
	Falcons	19-14 (A)	1982	Falcons	16-14 (NY)
1996	Falcons	17-15 (A)	1983	Giants	16-13 (A) (OT)
	Falcons	31-15 (NO)	1984	Giants	19-7 (A)
1997	Falcons	23-17 (NO)	1988	Giants	23-16 (A)
	Falcons	20-3 (A)	1998	Falcons	34-20 (NY)
1998	Falcons	31-23 (A)	2000	Giants	13-6 (A)
	Falcons	27-17 (NO)	2002	Falcons	17-10 (NY)
1999	Falcons	20-17 (NO)	2003	Falcons	27-7 (NY)
	Falcons	35-12 (A)	2004	Falcons	14-10 (NY)
2000	Saints	21-19 (A)	2006	Giants	27-14 (A)
	Saints	23-7 (NO)	2007	Giants	31-10 (A)
2001	Falcons	20-13 (NO)	2009	Giants	34-31 OT (NY)
	Saints	28-10 (A)	^2011	Giants	24-2 (NY)
2002	Falcons	37-35 (NO)	2012	Falcons	34-0 (A)
	Falcons	24-17 (A)	2014	Giants	30-20 (NY)
2003	Saints	45-17 (A)	2015	Falcons	24-20 (NY)
	Saints	23-20 (NO) (OT)			

ALL-TIME RESULTS

(Points- Falcons, 432, Giants 413)

(Postseason Points-Giants 24, Falcons 2)

^NFC Wildcard Playoff Game

ATLANTA VS. N.Y. JETS

Falcons lead series, 6-5

1973	Falcons	28-20 (NY)
1980	Jets	14-7 (A)
1983	Falcons	27-21 (NY)
1986	Jets	28-14 (A)
1989	Jets	27-7 (NY)
1992	Falcons	20-17 (A)
1995	Falcons	13-3 (A)
1998	Jets	28-3 (NY)
2005	Falcons	27-14 (A)
2009	Falcons	10-7 (NY)
2013	Jets	30-28 (A)

(Points-Jets 209, Falcons 184)

ATLANTA VS. OAKLAND*

Raiders lead series, 7-6

1971	Falcons	24-13 (A)
1975	Raiders	37-34 (O) (OT)
1979	Raiders	50-19 (O)
1982	Raiders	38-14 (A)
1985	Raiders	34-24 (A)
1988	Falcons	12-6 (LA)
1991	Falcons	21-17 (A)
1994	Raiders	30-17 (LA)
1997	Raiders	36-31 (A)
2000	Raiders	41-14 (O)
2004	Falcons	35-10 (A)
2008	Falcons	24-0 (O)
2012	Falcons	23-20 (A)

(Points-Raiders 332, Falcons 292)

*Franchise in LA from 1983-1994.

ATLANTA VS. PHILADELPHIA

Eagles lead series, 15-13-1

Eagles lead postseason, 2-1

1966	Eagles	23-10 (P)
1967	Eagles	38-7 (A)
1969	Falcons	27-3 (P)
1970	Tie	13-13 (P)
1973	Falcons	44-27 (P)
1976	Eagles	14-13 (A)
*1978	Falcons	14-13 (A)
1979	Falcons	14-10 (P)
1980	Falcons	20-17 (P)
1981	Eagles	16-13 (P)
1983	Eagles	28-24 (A)
1984	Falcons	26-10 (A)
1985	Eagles	23-17 (P)(OT)
1986	Eagles	16-0 (A)
1988	Falcons	27-24 (P)

1990	Eagles	24-23 (A)
1994	Falcons	28-21 (A)
1996	Eagles	33-18 (A)
1997	Falcons	20-17 (A)
1998	Falcons	17-12 (A)
2000	Eagles	38-10 (P)
#2002	Eagles	20-6 (P)
2003	Eagles	23-16 (A)
^2005	Eagles	27-10 (P)
2005	Falcons	14-10 (A)
2006	Eagles	24-17 (P)
2008	Eagles	27-14 (P)
2009	Eagles	34-7 (A)
2010	Eagles	31-17 (P)
2011	Falcons	35-31 (A)
2012	Falcons	30-17 (P)
2015	Falcons	26-24 (A)

(Points-Eagles 628, Falcons 547)

(Postseason Points-Eagles 60, Falcons 30)

*NFC Wild Card

#NFC Divisional Playoff

^NFC Championship Game

ATLANTA VS. PITTSBURGH

Steelers lead series, 13-2-1

1966	Steelers	57-33 (A)
1968	Steelers	41-21 (A)
1970	Falcons	27-16 (A)
1974	Steelers	24-17 (P)
1978	Steelers	31-7 (P)
1981	Steelers	34-20 (A)
1984	Steelers	35-10 (P)
1987	Steelers	28-12 (A)
1990	Steelers	21-9 (P)
1993	Steelers	45-17 (A)
1996	Steelers	20-17 (A)
1999	Steelers	13-9 (P)
2002	Tie	34-34 (P)
2006	Falcons	41-38 (A)
2010	Steelers	15-9 (P) (OT)
2014	Steelers	27-20 (A)

(Points-Steelers 452, Falcons 283)

ATLANTA VS. SAN DIEGO

Falcons lead series, 8-1

1973	Falcons	41-0 (SD)
1979	Falcons	28-26 (SD)
1988	Chargers	10-7 (A)
1991	Falcons	13-10 (SD)
1994	Falcons	10-9 (A)
1997	Falcons	14-3 (SD)
2000	Falcons	21-20 (A)
2008	Falcons	22-16 (SD)
2012	Falcons	27-3 (SD)

(Points-Falcons 183, Chargers 97)

ALL-TIME RESULTS

ATLANTA VS. SAN FRANCISCO

49ers lead series, 46-29-1

Postseason series tied, 1-1

1966	49ers.....	44-7 (A)
1967	49ers.....	38-7 (SF)
	49ers.....	34-28 (A)
1968	49ers.....	28-13 (SF)
	49ers.....	14-12 (A)
1969	Falcons	24-12 (A)
	Falcons	21-7 (SF)
1970	Falcons	21-20 (A)
	49ers.....	24-20 (SF)
1971	Falcons	20-17 (A)
	49ers.....	24-3 (SF)
1972	49ers.....	49-14 (A)
	49ers.....	20-0 (SF)
1973	49ers.....	13-9 (A)
	Falcons	17-3 (SF)
1974	49ers.....	16-10 (A)
	49ers.....	27-0 (SF)
1975	Falcons	17-3 (SF)
	Falcons	31-9 (A)
1976	49ers.....	15-0 (SF)
	Falcons	21-16 (A)
1977	Falcons	7-0 (SF)
	49ers.....	10-3 (A)
1978	Falcons	20-17 (SF)
	Falcons	21-10 (A)
1979	49ers.....	20-15 (SF)
	Falcons	31-21 (A)
1980	Falcons	20-17 (SF)
	Falcons	35-10 (A)
1981	Falcons	34-17 (A)
	49ers.....	17-14 (SF)
1982	Falcons	17-7 (SF)
1983	49ers.....	24-20 (SF)
	Falcons	28-24 (A)
1984	49ers.....	14-5 (SF)
	49ers.....	35-17 (A)
1985	49ers.....	35-16 (SF)
	49ers.....	38-17 (A)
1986	Tie	10-10 (A)(OT)
	49ers.....	20-0 (SF)
1987	49ers.....	25-17 (A)
	49ers.....	35-7 (SF)
1988	Falcons	34-17 (SF)
	49ers.....	13-3 (A)
1989	49ers.....	45-3 (SF)
	49ers.....	23-10 (A)
1990	49ers.....	19-13 (SF)
	49ers.....	45-35 (A)
1991	Falcons	39-34 (SF)
	Falcons	17-14 (A)
1992	49ers.....	56-17 (SF)

	49ers.....	41-3 (A)
1993	49ers.....	37-30 (SF)
	Falcons	27-24 (A)
1994	49ers.....	42-3 (A)
	49ers.....	50-14 (SF)
1995	49ers.....	41-10 (SF)
	Falcons	28-27 (A)
1996	49ers.....	39-17 (SF)
	49ers.....	34-10 (A)
1997	49ers.....	34-7 (SF)
	49ers.....	35-28 (A)
1998	49ers.....	31-20 (SF)
	Falcons	31-19 (A)
	*Falcons	20-18 (A)
1999	49ers.....	26-7 (SF)
	Falcons	34-29 (A)
2000	Falcons	36-28 (A)
	49ers.....	16-6 (SF)
2001	49ers.....	16-13 (SF) (OT)
	49ers.....	37-31 (A) (OT)
2004	Falcons	21-19 (SF)
2007	Falcons	20-16 (A)
2009	Falcons	45-10 (SF)
2010	Falcons	16-14 (A)
**2012	49ers.....	28-24 (A)
2013	49ers.....	34-24 (SF)
2015	49ers.....	17-16 (SF)

(Points-49ers 1,821, Falcons 1,317)

*NFC Divisional Playoffs

**2012 NFC Championship

ATLANTA VS. SEATTLE

Seahawks lead series, 9-5

Falcons lead postseason series, 1-0

1976	Seahawks	30-13 (S)
1979	Seahawks	31-28 (A)
1985	Seahawks	30-26 (S)
1988	Seahawks	31-20 (A)
1991	Falcons	26-13 (A)
1997	Falcons	24-17 (S)
2000	Seahawks	30-10(A)
2002	Seahawks	30-24 (A) (OT)
2004	Seahawks	28-26 (S)
2005	Seahawks	21-18 (S)
2007	Falcons	44-41 (A)
2010	Falcons	34-18 (S)
2011	Falcons	30-28 (S)
*2012	Falcons	30-28 (A)
2013	Seahawks	33-10 (A)

(Points-Seahawks 381, Falcons 333)

ATLANTA VS. ST. LOUIS*

Rams lead series, 47-27-2

Falcons lead postseason, 1-0

1966	Rams	19-14 (A)
------	------------	-----------

ALL-TIME RESULTS

1967	Rams 31-3 (A)	1995	Rams 21-19 (StL)
	Rams 20-3 (LA)		Falcons 31-6 (A)
1968	Rams 27-14 (LA)	1996	Rams 59-16 (StL)
	Rams 17-10 (A)		Rams 34-27 (A)
1969	Rams 17-7 (LA)	1997	Falcons 34-31 (A)
	Rams 38-6 (A)		Falcons 27-21 (StL)
1970	Tie 10-10 (LA)	1998	Falcons 37-15 (A)
	Rams 17-7 (A)		Falcons 21-10 (StL)
1971	Tie 20-20 (LA)	1999	Rams 35-7 (StL)
	Rams 24-16 (A)		Rams 41-13 (A)
1972	Falcons 31-3 (A)	2000	Rams 41-20 (A)
	Rams 20-7 (LA)		Rams 45-29 (StL)
1973	Rams 31-0 (LA)	2001	Rams 35-6 (A)
	Falcons 15-13 (A)		Rams 31-13 (StL)
1974	Rams 21-0 (LA)	2003	Rams 36-0 (StL)
	Rams 30-7 (A)	2004	Falcons 34-17 (A)
1975	Rams 22-7 (LA)	^2005	Falcons 47-17 (A)
	Rams 16-7 (A)	2007	Rams 28-16 (StL)
1976	Rams 30-14 (A)	2008	Falcons 31-27 (A)
	Rams 59-0 (LA)	2010	Falcons 34-17 (StL)
1977	Falcons 17-6 (A)	2013	Falcons 31-24 (A)
	Rams 23-7 (LA)		(Points-Rams 1,796, Falcons 1,279)
1978	Rams 10-0 (LA)		*Franchise in LA prior to 1995.
	Falcons 15-7 (A)		^NFC Divisional Playoff
1979	Rams 20-14 (LA)		
	Rams 34-13 (A)		ATLANTA VS. TAMPA BAY
1980	Falcons 13-10 (A)		Buccaneers lead series, 22-23
	Rams 20-17 (LA)(OT)	1977	Falcons 17-0 (TB)
1981	Rams 37-35 (A)	1978	Bucs 14-9 (TB)
	Rams 21-16 (LA)	1979	Falcons 17-14 (A)
1982	Falcons 34-17 (A)	1981	Bucs 24-23 (TB)
1983	Rams 27-21 (LA)	1984	Bucs 23-6 (TB)
	Rams 36-13 (A)	1986	Falcons 23-20 (TB) (OT)
1984	Falcons 30-28 (LA)	1987	Bucs 48-10 (TB)
	Rams 24-10 (A)	1988	Falcons 17-10 (A)
1985	Rams 17-6 (LA)	1990	Bucs 23-17 (TB)
	Falcons 30-14 (A)	1991	Falcons 43-7 (A)
1986	Falcons 26-14 (A)	1992	Falcons 35-7 (TB)
	Rams 14-7 (LA)	1993	Bucs 31-24 (A)
1987	Falcons 24-20 (A)	1994	Falcons 34-13 (A)
	Rams 33-0 (LA)	1995	Falcons 24-21 (TB)
1988	Rams 33-0 (A)	1997	Bucs 31-10 (A)
	Rams 22-7 (LA)	1999	Bucs 19-10 (TB)
1989	Rams 31-21 (A)	2000	Bucs 27-14 (A)
	Rams 26-14 (LA)	2002	Bucs 20-6 (A)
1990	Rams 44-24 (LA)		Bucs 34-10 (TB)
	Falcons 20-13 (A)	2003	Bucs 31-10 (A)
1991	Falcons 31-14 (A)		Falcons 30-28 (TB)
	Falcons 31-14 (LA)	2004	Falcons 24-14 (A)
1992	Falcons 30-28 (A)		Bucs 27-0 (TB)
	Rams 38-27 (LA)	2005	Bucs 30-27 (A)
1993	Falcons 30-24 (A)		Bucs 27-24 (TB)
	Falcons 13-0 (LA)	2006	Falcons 14-3 (A)
1994	Falcons 31-13 (A)		Falcons 17-6 (TB)
	Falcons 8-5 (LA)	2007	Bucs 31-7 (A)

ALL-TIME RESULTS

	Bucs.....	37-3 (TB)
2008	Bucs.....	24-9 (TB)
	Falcons	13-10 (A) (OT)
2009	Falcons	20-17 (A)
	Falcons	20-10 (TB)
2010	Falcons	27-21 (A)
	Falcons	28-24 (TB)
2011	Bucs.....	16-13 (TB)
	Falcons	45-24 (A)
2012	Falcons	24-23 (TB)
	Bucs.....	24-17 (A)
2013	Falcons	31-23 (A)
	Bucs.....	41-28 (TB)
2014	Falcons	56-14 (A)
	Falcons	27-17 (TB)
2015	Buccaneers	23-20 (A)
	Buccaneers	23-19 (TB)

(Points-Bucs 954, Falcons 902)

ATLANTA VS. TENNESSEE*

Series tied, 7-7

1972	Falcons	20-10 (A)
1976	Oilers.....	20-14 (H)
1978	Falcons	20-14 (A)
1981	Falcons	31-27 (H)
1984	Falcons	42-10 (A)
1987	Oilers.....	37-33 (H)
1990	Falcons	47-27 (A)
1993	Oilers.....	33-17 (H)
1996	Oilers.....	23-13 (A)
1999	Titans	30-17 (T)
2003	Titans	38-31 (A)
2007	Titans	13-10 (T)
2011	Falcons	23-17 (A)
2015	Falcons	10-7 (T)

(Points-Falcons 331, Titans 293)

*Franchise in Houston prior to 1997 and known as Houston Oilers; Team name from 1997-98 was Tennessee Oilers; in 1999 team was renamed Tennessee Titans.

ATLANTA VS. WASHINGTON

Redskins lead series, 14-8-1

Redskins lead postseason, 1-0

1966	Redskins.....	33-20 (W)
1967	Tie	20-20 (A)
1969	Redskins.....	27-20 (W)
1972	Redskins.....	24-13 (W)
1975	Redskins.....	30-27 (A)
1977	Redskins.....	10-6 (W)
1978	Falcons	20-17 (A)
1979	Redskins.....	16-7 (A)
1980	Falcons	10-6 (A)
1983	Redskins.....	37-21 (W)
1984	Redskins.....	27-14 (W)
1985	Redskins.....	44-10 (A)
1987	Falcons	21-20 (A)
*1989	Redskins.....	31-30 (A)
1991	Redskins.....	56-17 (W)
*1991	Redskins.....	24-7 (W)
1992	Redskins.....	24-17 (W)
1993	Redskins.....	30-17 (W)
2003	Redskins.....	33-31 (A)
2006	Falcons	24-14 (W)
2009	Falcons	31-17 (A)
2012	Falcons	24-17 (W)
2013	Falcons	27-26 (A)

(Points-Redskins 579, Falcons 444)

*NFC Divisional Playoffs

YEAR-BY-YEAR RESULTS

1966 (3-11) 7TH EAST CONF.

COACH: NORB HECKER

9/11	LA	14	19	L	54,418
9/18	@ PHI	10	23	L	54,049
9/25	@ DET	10	28	L	47,615
10/2	DAL	14	47	L	56,990
10/9	@ WAS	20	33	L	50,116
10/16	SF	7	44	L	54,788
10/23	@ GB Mil	3	56	L	48,623
10/30	CLE	17	49	L	57,235
11/13	BAL	7	19	L	58,850
11/20	@ NYG	27	16	W	62,746
11/27	@ CHI	6	23	L	44,777
12/4	@ MIN	20	13	W	37,117
12/11	STL	16	10	W	57,169
12/18	PIT	33	57	L	56,229

1969 (6-8) 3RD COASTAL

COACH: NORM VAN BROCKLIN

9/21	SF	24	12	W	45,940
9/28	@ LA	7	17	L	58,031
10/5	BAL	14	21	L	57,806
10/12	DAL	17	24	L	54,833
10/19	@ SF	21	7	W	28,684
10/26	@ GB	10	28	L	50,861
11/2	LA	6	38	L	58,850
11/9	@ DET	21	27	L	53,242
11/16	CHI	48	31	W	53,722
11/23	@ WAS	20	27	L	50,345
11/30	@ BAL	6	13	L	60,238
12/7	NO	45	17	W	51,021
12/14	@ PHI	27	3	W	60,658
12/21	MIN	10	3	W	52,872

1972 (7-7) 2ND NFC WEST

COACH: NORM VAN BROCKLIN

9/17	@ CHI	37	21	W	55,701
9/24	@ NE	20	21	L	60,999
10/1	LA	31	3	W	58,850
10/8	DET	23	26	L	58,850
10/15	@ NO	21	14	W	66,294
10/22	@ GB Mil	10	9	W	47,967
10/29	SF	14	49	L	58,850
11/5	@ LA	7	20	L	75,081
11/12	NO	36	20	W	58,850
11/20	@ WAS	13	24	L	53,039
11/26	DEN	23	20	W	58,850
12/3	HOU	20	10	W	58,850
12/10	@ SF	0	20	L	61,214
12/17	KC	14	17	L	58,850

1967 (1-12-1) 4TH COASTAL.

COACH: NORB HECKER

9/17	@ BAL	31	38	L	56,715
9/24	@ SF	7	38	L	30,207
10/1	@ GB Mil	0	23	L	49,467
10/8	PHI	7	38	L	53,868
10/15	WAS	20	20	T	56,538
10/22	@ DET	3	24	L	50,601
10/29	MIN	21	20	W	52,859
11/5	@ DAL	7	37	L	54,751
11/12	BAL	7	49	L	58,850
11/19	LA	3	31	L	56,871
11/20	@ NO	24	27	L	83,437
12/3	@ LA	3	20	L	46,395
12/10	SF	28	34	L	51,798
12/17	CHI	14	23	L	54,107

1970 (4-8-2) 3RD NFC WEST.

COACH: NORM VAN BROCKLIN

9/20	@ NO	14	3	W	77,042
9/27	@ GB	24	27	L	56,263
10/4	SF	21	20	W	58,850
10/11	@ DAL	0	13	L	53,611
10/18	@ DEN	10	24	L	50,705
10/25	NO	32	14	W	58,850
11/1	CHI	14	23	L	58,850
11/8	@ LA	10	10	T	67,232
11/15	@ PHI	13	13	T	55,425
11/22	LA	7	17	L	58,850
11/30	MIA	7	20	L	54,036
12/6	@ SF	20	24	L	41,387
12/13	PIT	27	16	W	54,162
12/20	MIN	7	37	L	57,992

1973 (9-5) 2ND NFC WEST

COACH: NORM VAN BROCKLIN

9/16	@ NO	62	7	W	66,428
9/23	@ LA	0	31	L	64,528
10/1	@ DET	6	31	L	45,519
10/7	SF	9	13	L	58,850
10/14	CHI	46	6	W	58,850
10/21	@ SD	41	0	W	41,527
10/28	@ SF	17	3	W	56,825
11/4	LA	15	13	W	58,850
11/11	@ PHI	44	27	W	63,114
11/19	MIN	20	14	W	58,850
11/25	@ NYJ	28	20	W	61,327
12/2	BUF	6	17	L	58,850
12/9	STL	10	32	L	58,850
12/16	NO	14	10	W	58,850

1968 (2-12) 4TH COASTAL

COACH: BROCKLIN (2-9), HECKER (0-3)

9/14	@ MIN	7	47	L	45,563
9/22	BAL	20	28	L	50,428
9/29	@ SF	13	28	L	27,471
10/6	GB	7	38	L	58,850
10/13	NYG	24	21	W	49,962
10/20	@ LA	14	27	L	54,443
10/27	@ CLE	7	30	L	67,723
11/3	PIT	21	41	L	47,727
11/10	LA	10	17	L	53,979
11/17	@ CHI	16	13	W	44,214
11/24	@ STL	12	17	L	43,246
12/1	@ BAL	0	44	L	60,238
12/8	DET	7	24	L	49,437
12/15	SF	12	14	L	44,977

1971 (7-6-1) 3RD NFC WEST.

COACH: NORM VAN BROCKLIN

9/19	SF	20	17	W	56,990
9/26	@ LA	20	20	T	57,895
10/3	@ DET	38	41	L	54,418
10/10	STL	9	26	L	58,850
10/17	LA	16	24	L	58,850
10/24	NO	28	6	W	58,850
10/31	@ CLE	31	14	W	76,825
11/7	@ CIN	9	6	W	59,604
11/14	NYG	17	21	L	58,850
11/22	GB	28	21	W	58,850
11/28	@ MIN	7	24	L	49,784
12/5	OAK	24	13	W	58,850
12/12	@ SF	3	24	L	44,582
12/19	@ NO	24	20	W	75,954

1974 (3-11) 2ND NFC WEST.

COACH: NORM VAN BROCKLIN

9/15	DAL	0	24	L	57,322
9/22	SF	10	16	L	47,686
9/29	@ NO	13	14	L	62,273
10/6	@ NYG	14	7	W	50,415
10/13	CHI	13	10	W	47,835
10/20	NO	3	13	L	47,127
10/28	@ PIT	17	24	L	48,094
11/3	@ MIA	7	42	L	64,399
11/10	@ LA	0	21	L	70,056
11/17	BAL	7	17	L	41,278
11/24	@ SF	0	27	L	45,435
12/1	LA	7	30	L	18,648
12/7	@ MIN	10	23	L	47,105
12/15	GB	10	3	W	10,020

YEAR-BY-YEAR RESULTS

1975 (4-10) 4ND NFC WEST.

COACH: MARION CAMPBELL

9/21	@ STL	20	23	L	42,172
9/28	DET	14	17	L	45,218
10/5	NO	14	7	W	29,444
10/12	@ SF	17	3	W	44,043
10/19	@ LA	7	22	L	64,843
10/26	CIN	14	21	L	45,811
11/2	@ NO	7	23	L	49,342
11/9	@ MIN	0	38	L	43,751
11/16	LA	7	16	L	44,595
11/23	DEN	35	21	W	28,686
11/30	@ OAK	34	37(OT)L		50,860
12/7	WAS	27	30	L	52,809
12/14	SF	31	9	W	38,501
12/21	@ GB	13	22	L	56,267

1976 (4-10) 4ND NFC WEST

COACH: MARION CAMPBELL

9/12	LA	14	30	L	53,607
9/19	@ DET	10	24	L	50,840
9/26	@ CHI	10	0	W	41,029
10/3	PHI	13	14	L	45,535
10/10	@ NO	0	30	L	51,521
10/17	CLE	17	20	L	33,364
10/23	@ SF	0	15	L	50,240
10/31	NO	23	20	W	34,127
11/7	@ SEA	13	30	L	57,985
11/14	SF	21	16	W	20,058
11/21	DAL	17	10	W	54,992
11/28	@ HOU	14	20	L	25,838
12/4	@ LA	0	59	L	57,366
12/12	GB	20	24	L	23,436

1977 (7-7) 2ND NFC WEST

COACH: LEEMAN BENNETT

9/18	LA	17	6	W	55,956
9/25	@ WAS	6	10	L	55,031
10/2	NYG	17	3	W	46,374
10/9	@ SF	7	0	W	38,009
10/16	@ BUF	0	3	L	27,348
10/23	@ CHI	16	10	W	49,407
10/30	MIN	7	14	L	59,257
11/6	SF	3	10	L	46,577
11/13	DET	17	6	W	47,451
11/20	@ NO	20	21	L	43,135
11/27	@ TB	17	0	W	43,592
12/4	NE	10	16	L	57,911
12/11	@ LA	7	23	L	52,574
12/18	NO	35	7	W	36,895

1978 (9-7) 2ND NFC WEST

COACH: LEEMAN BENNETT

9/3	HOU	20	14	W	57,328
9/10	@ LA	0	10	L	46,201
9/17	CLE	16	24	L	56,648
9/24	@ TB	9	14	L	58,072
10/1	NYG	23	20	W	47,765
10/8	@ PIT	7	31	L	48,202
10/15	DET	14	0	W	51,172
10/22	@ SF	20	17	W	34,133
10/30	LA	15	7	W	57,250
11/5	SF	21	10	W	55,468
11/12	@ NO	20	17	W	70,323
11/19	@ CHI	7	13	L	46,022
11/26	NO	20	17	W	55,121
12/3	@ CIN	7	37	L	25,601
12/10	WASH	20	17	W	54,176
12/17	@ STL	21	42	L	40,022

POSTSEASON

NFC Wild Card Game

12/24	PHI	14	13	W	49,447
-------	-----	----	----	---	--------

NFC Divisional Playoff Game

12/31	@ DAL	20	27	L	60,338
-------	-------	----	----	---	--------

1980 (12-4) 1ST NFC WEST

COACH: LEEMAN BENNETT

9/7	@ MIN	23	24	L	44,773
9/14	@ NE	37	21	W	48,321
9/21	MIA	17	20	L	54,479
9/28	@ SF	20	17	W	56,518
10/5	DET	43	28	W	57,652
10/12	NYJ	7	14	L	57,458
10/19	@ NO	41	14	W	62,651
10/26	LA	13	10	W	57,401
11/2	@ BUF	30	14	W	57,959
11/9	@ STL	33	27(OT)W		48,662
11/16	NO	31	13	W	53,871
11/23	CHI	28	17	W	49,164
11/30	WAS	10	6	W	55,665
12/7	@ PHI	20	17	W	70,205
12/14	SF	35	10	W	55,767
12/21	@ LA	17	20(OT)L		62,469

POSTSEASON

NFC Wild Card Game

1/4	DAL	27	30	L	60,022
-----	-----	----	----	---	--------

1979 (6-10) 3RD NFC WEST

COACH: LEEMAN BENNETT

9/2	@ NO	40	34(OT)W		70,940
9/10	@ PHI	14	10	W	55,935
9/16	DEN	17	20(OT)L		57,677
9/23	@ DET	23	24	L	56,249
9/30	WAS	7	16	L	56,819
10/7	GB	25	7	W	56,184
10/14	@ OAK	19	50	L	52,900
10/21	@ SF	15	20	L	33,952
10/29	SEA	28	31	L	52,566
11/4	TB	17	14	W	55,150
11/11	@ NYG	3	24	L	60,860
11/19	@ LA	14	20	L	54,097
11/25	NO	6	37	L	42,815
12/2	@ SD	28	26	W	50,198
12/9	LA	13	34	L	49,236
12/16	SF	31	21	W	37,211

1981 (7-9) 2ND NFC WEST

COACH: LEEMAN BENNETT

9/6	NO	27	0	W	57,406
9/13	@ GB	31	17	W	55,382
9/20	SF	34	17	W	56,653
9/27	@ CLE	17	28	L	78,283
10/5	@ PHI	13	16	L	71,488
10/11	LA	35	37	L	57,841
10/18	STL	41	20	W	51,428
10/25	NYG	24	27(OT)L		48,410
11/1	@ NO	41	10	W	63,637
11/8	@ SF	14	17	L	59,127
11/15	PIT	20	34	L	57,485
11/23	MIN	31	30	W	54,086
11/29	@ HOU	31	27	W	40,201
12/6	@ TB	23	24	L	69,221
12/14	@ LA	16	21	L	57,054
12/20	CIN	28	30	L	35,972

YEAR-BY-YEAR RESULTS

1981 (7-9) 2ND NFC WEST

COACH: LEEMAN BENNETT

9/6	NO	27	0	W	57,406
9/13	@ GB	31	17	W	55,382
9/20	SF	34	17	W	56,653
9/27	@ CLE	17	28	L	78,283
10/5	@ PHI	13	16	L	71,488
10/11	LA	35	37	L	57,841
10/18	STL	41	20	W	51,428
10/25	NYG	24	27(OT)	L	48,410
11/1	@ NO	41	10	W	63,637
11/8	@ SF	14	17	L	59,127
11/15	PIT	20	34	L	57,485
11/23	MIN	31	30	W	54,086
11/29	@ HOU	31	27	W	40,201
12/6	@ TB	23	24	L	69,221
12/14	@ LA	16	21	L	57,054
12/20	CIN	28	30	L	35,972

1982 (5-4) 5RD NFC WEST*

COACH: LEEMAN BENNETT

9/12	@ NYG	16	14	W	74,286
9/19	LA Rai.	14	38	L	54,774
11/21	LA Ram.	34	17	W	39,686
11/28	STL	20	23	L	33,411
12/5	@ DEN	34	17	W	75,103
12/12	NO	35	0	W	39,535
12/19	@ SF	17	7	W	53,234
12/26	GB	7	38	L	50,245
1/2	@ NO	6	35	L	47,336

POSTSEASON

NFC Divisional Playoffs

1/9	@ MIN	24	30	L	60,560
-----	-------	----	----	---	--------

Seven games cancelled due to strike.

1983 (7-9) 4TH NFC WEST

COACH: DAN HENNING

9/4	@ CHI	20	17	W	60,165
9/11	NYG	13	16(OT)	L	52,850
9/18	@ DET	30	14	W	54,622
9/25	@ SF	20	24	L	57,814
10/2	PHI	24	28	L	50,621
10/9	NO	17	19	L	51,654
10/16	@ LA Ram.	21	27	L	50,404
10/23	@ NYJ	27	21	W	46,878
10/30	NE24	13	W	47,546	
11/6	@ NO	10	27	L	67,062
11/14	LA Ram.	13	36	L	31,203
11/20	SF	28	24	W	32,782
11/27	GB	47	41(OT)	W	35,688
12/4	@ WAS	21	37	L	52,074
12/10	@ MIA	24	31	L	56,725
12/18	BUF	31	14	W	31,01

1984 (4-12) 4TH NFC WEST

COACH: DAN HENNING

9/2	@ NO	36	28	W	66,652
9/9	DET	24	27(OT)	L	49,878
9/16	@ MIN	20	27	L	53,955
9/23	HOU	42	10	W	45,248
9/30	@ SF	5	14	L	57,990
10/7	@ LA	30	28	W	47,832
10/14	NYG	7	19	L	50,268
10/22	LA	10	24	L	52,861
10/28	@ PIT	10	35	L	55,971
11/5	@ WAS	14	27	L	51,301
11/11	NO	13	17	L	40,590
11/18	CLE	7	23	L	28,280
11/25	@ CIN	14	35	L	44,678
12/2	SF	7	35	L	29,644
12/9	@ TB	6	23	L	33,808
12/16	PHI	26	10	W	15,582

1985 (4-12) 4TH NFC WEST

COACH: DAN HENNING

9/8	DET	27	28	L	37,785
9/15	@ SF	16	35	L	58,923
9/22	DEN	28	44	L	37,903
9/29	@ LA Ram.	6	17	L	49,870
10/6	SF	17	38	L	44,740
10/13	@ SEA	26	30	L	60,430
10/20	NO	31	24	W	44,784
10/27	@ DAL	10	24	L	57,941
11/3	WAS	10	44	L	42,209
11/10	@ PHI	17	23(OT)	L	63,694
11/17	LA Ram.	30	14	W	29,960
11/24	@ CHI	0	36	L	65,790
12/1	LA Rai.	24	34	L	20,585
12/8	@ KC	10	38	L	18,199
12/15	MIN	14	13	W	14,167
12/22	@ NO	16	10	W	37,717

1986 (7-8-1) 3RD NFC WEST

COACH: DAN HENNING

9/7	@ NO	31	10	W	67,950
9/14	STL	33	13	W	46,463
9/21	@ DAL	37	35	W	62,880
9/28	@ TB	23	20(OT)	W	38,950
10/5	PHI	0	16	L	57,104
10/12	LA Ram.	26	14	W	51,662
10/19	SF	10	10(OT)	T	55,306
10/26	@ LA Ram.	7	14	L	56,993
11/2	@ NE	17	25	L	60,597
11/9	NYJ	14	28	L	53,476
11/16	CHI	10	13	L	55,520
11/23	@ SF	0	20	L	58,747
11/30	@ MIA	20	14	W	53,762
12/7	IND	23	28	L	30,397
12/14	NO	9	14	L	39,994
12/21	@ DET	20	6	W	35,255

1987 (3-12) 4TH NFC WEST

COACH: MARION CAMPBELL

9/13	@ TB	10	48	L	51,250
9/20	WAS	21	20	W	50,882
9/27	@ NO	(Cancelled by strike)			
10/4	PIT	12	28	L	16,667
10/11	SF	17	25	L	8,684
10/18	LA Ram.	24	20	W	15,813
10/25	@ HOU	33	37	L	29,062
11/1	NO	0	38	L	42,196
11/8	@ CLE	3	38	L	71,135
11/15	CIN	10	16	L	25,758
11/22	@ MIN	13	24	L	53,866
11/29	STL	21	34	L	15,909
12/6	@ DAL	21	10	W	40,103
12/13	@ LA Ram.	0	33	L	43,310
12/20	@ SF	7	35	L	54,698
12/27	DET	13	30	L	13,906

1988 (5-11) 4TH NFC WEST

COACH: MARION CAMPBELL

9/4	@ DET	17	31	L	31,075
9/11	NO	21	29	L	48,901
9/18	@ SF	34	17	W	60,168
9/25	@ DAL	20	26	L	39,702
10/2	SEA	20	31	L	28,619
10/9	LA Ram.	0	33	L	30,852
10/16	@ DEN	14	30	L	75,287
10/23	NYG	16	23	L	45,092
10/30	@ PHI	27	24	W	60,091
11/6	GB	20	0	W	29,952
11/13	SD	7	10	L	26,329
11/20	@ LA Rai.	12	6	W	40,967
11/27	TB	17	10	W	14,020
12/4	SF	3	13	L	44,048
12/11	@ LA Ram.	7	22	L	42,828
12/18	@ NO	9	10	L	60,566

1989 (3-13) 4TH NFC WEST

COACH: MARION CAMPBELL

9/10	LA Ram.	21	31	L	38,708
9/17	DAL	27	21	W	55,285
9/24	@ IND	9	13	L	57,816
10/1	@ GB Mil	21	23	L	54,647
10/8	@ LA Ram.	14	26	L	52,182
10/15	NE	16	15	W	39,697
10/22	@ PHO	20	34	L	33,894
10/29	@ NO	13	20	L	65,153
11/5	BUF	30	28	W	45,267
11/12	@ SF	3	45	L	59,914
11/19	NO	17	26	L	53,173
11/26	@ NYJ	7	27	L	40,429
12/3	SF	10	23	L	43,128
12/10	@ MIN	17	43	L	58,116
12/17	WASH	30	31	L	37,501
12/24	DET	24	31	L	7,792

YEAR-BY-YEAR RESULTS

1990 (5-11) 4TH NFC WEST

COACH: JERRY GLANVILLE

9/9	HOU	47	27	W	56,222
9/16	@ DET	14	21	L	48,961
9/23	@ SF	13	19	L	62,858
10/7	NO	28	27	W	57,401
10/14	SF	35	45	L	57,921
10/21	@ LA Ram.	24	44	L	54,761
10/28	CIN	38	17	W	53,214
11/4	@ PIT	9	21	L	57,09
11/11	@ CHI	24	30	L	62,855
11/18	PHI	23	24	L	53,755
11/25	@ NO	7	10	L	68,629
12/2	@ TB	17	23	L	42,839
12/9	PHO	13	24	L	36,222
12/16	@ CLE	10	13	L	46,536
12/23	LA Ram.	20	13	W	30,021
12/30	DAL	26	7	W	50,097

1991 (5-4) 5RD NFC WEST*

COACH: JERRY GLANVILLE

9/1	@ KC	3	14	L	74,246
9/8	MIN	19	20	L	50,936
9/15	@ SD	13	10	W	44,804
9/22	LA Rai.	21	17	W	53,615
9/29	NO	6	27	L	56,556
10/13	@ SF	39	34	W	57,343
10/20	@ PHO	10	16	L	24,124
10/27	LA Ram.	31	14	W	50,187
11/3	SF	17	14	W	51,259
11/10	@ WAS	17	56	L	52,641
11/17	TB	43	7	W	41,274
11/24	@ NO	23	20(OT)W	68,591	
12/1	GB	35	31	W	43,270
12/8	@ LA Ram.	31	14	W	35,315
12/15	SEA	26	13	W	55,834
12/22	@ DAL	27	31	L	60,962

POSTSEASON

NFC Wild Card Game					
12/29	@ NO	27	20	W	68,794
NFC Divisional Playoff Game					
1/4/92	@ WAS	7	24	L	55,181

1992 (6-10) 3RD NFC WEST

COACH: JERRY GLANVILLE

9/6	NYJ	20	17	W	65,585
9/13	@ WAS	17	24	L	54,343
9/20	NO	7	10	L	67,328
9/27	@ CHI	31	41	L	63,528
10/4	GB	24	10	W	63,769
10/11	@ MIA	17	21	L	68,633
10/18	@ SF	17	56	L	63,302
11/1	LA Ram.	30	28	W	62,168
11/9	SF	3	41	L	67,404
11/15	PHO	20	17	W	58,477
11/22	@ BUF	14	41	L	80,004
11/29	NE	34	0	W	54,494
12/3	@ NO	14	22	L	68,591
12/13	@ TB	35	7	W	39,056
12/21	DAL	17	41	L	67,036
12/27	@ LA Ram.	27	38	L	37,706

1993 (6-10) 3RD NFC WEST

COACH: JERRY GLANVILLE

9/5	@ DET	13	30	L	56,216
9/12	NO	31	34	L	64,287
9/19	@ SF	30	37	L	63,032
9/27	PIT	17	45	L	65,477
10/3	@ CHI	0	6	L	57,441
10/14	LA Ram.	30	24	W	45,231
10/24	@ NO	26	15	W	69,043
10/31	TB	24	31	L	50,647
11/14	@ LA Ram.	13	0	W	37,073
11/21	DAL	27	14	W	67,337
11/28	CLE	17	14	W	54,510
12/05	@ HOU	17	33	L	58,186
12/11	SF	27	24	W	64,688
12/19	@ WAS	17	30	L	50,192
12/26	@ CIN	17	21	L	27,014
1/2	PHO	10	27	L	44,360

1994 (7-9) 3RD NFC WEST

COACH: JUNE JONES

9/4	@ DET	28	31(OT)L		60,740
9/11	LA Ram.	31	13	W	55,378
9/18	KC	10	30	L	67,357
9/25	@ WAS	27	20	W	53,238
10/2	@ LA Ram.	8	5	W	34,599
10/9	TB	34	13	W	52,633
10/16	SF	3	42	L	67,298
10/23	@ LA Rai.	17	30	L	42,192
11/6	SD	10	9	W	59,217
11/13	@ NO	32	33	L	60,313
11/20	@ DEN	28	32	L	70,594
11/27	PHI	28	21	W	60,008
12/4	@ SF	14	50	L	60,549
12/11	NO	20	29	L	61,307
12/21	@ GB Mil	17	21	L	54,885
12/27	AZ	10	6	W	35,311

1995 (9-7) 2ND NFC WEST

COACH: JUNE JONES

9/4	CAR	23	20(OT)W	58,808
9/10	@ SF	10	41 L	63,627
9/17	@ NO	27	24(OT)W	57,442
9/24	NYJ	13	3 W	40,778
10/1	NE	30	17 W	47,114
10/12	@ STL	19	21 L	59,700
10/22	@ TB	24	21 W	66,135
10/29	DAL	13	28 L	70,089
11/5	DET	34	22 W	49,619
11/12	@ BUF	17	23 L	62,690
11/19	STL	31	6 W	46,309
11/26	@ AZ	37	40(OT)L	35,147
12/3	@ MIA	20	21 L	63,395
12/10	NO	19	14 W	54,603
12/17	@ CAR	17	21 L	53,833
12/24	SF	28	27 W	51,785

POSTSEASON

NFC Wild Card					
12/31	@ GB	20	37	L	60,453

1996 (3-13) 4TH NFC WEST

COACH: JUNE JONES

9/1	@ CAR	6	29	L	69,522
9/8	MIN	17	23	L	42,688
9/22	PHI	18	33	L	40,107
9/29	@ SF	17	39	L	62,995
10/6	@ DET	24	28	L	58,666
10/13	HOU	13	23	L	35,401
10/20	@ DAL	28	32	L	64,091
10/27	PIT	17	20	L	58,760
11/3	CAR	20	17	W	42,726
11/10	@ STL	16	59	L	58,776
11/17	NO	17	15	W	43,119
11/24	@ CIN	31	41	L	44,868
12/2	SF	10	34	L	46,318
12/8	@ NO	31	15	W	32,923
12/15	STL	27	34	L	26,519
12/22	@ JAC	17	19	L	71,449

YEAR-BY-YEAR RESULTS

1997 (7-9) 3RD NFC WEST

COACH: DAN REEVES

8/31	@ DET	17	28	L	61,244
9/7	CAR	6	9	L	51,829
9/14	OAK	31	36	L	47,922
9/21	@ SF	7	34	L	60,404
9/28	DEN	21	29	L	48,211
10/12	@ NO	23	17	W	65,619
10/19	SF	28	35	L	53,378
10/26	@ CAR	12	21	L	54,675
11/2	STL	34	31	W	36,583
11/9	TB	10	31	L	46,018
11/16	@ STL	27	21	W	64,299
11/23	NO	20	3	W	48,620
11/30	@ SEA	24	17	W	52,584
12/7	@ SD	14	3	W	46,317
12/14	PHI	20	17	W	42,866
12/21	@ ARZ	26	29	L	32,003

1998 (14-2) 1ST NFC WEST

COACH: DAN REEVES

9/6	@ CAR	19	14	W	65,129
9/13	PHI	17	12	W	46,456
9/27	@ SF	20	31	L	62,296
10/4	CAR	51	23	W	50,724
10/11	@ NYG	34	20	W	71,173
10/18	NO	31	23	W	60,774
10/25	@ NYJ	3	28	L	71,573
11/1	STL	37	15	W	37,996
11/8	@ NE	41	10	W	59,790
11/15	SF	31	19	W	69,828
11/22	CHI	20	13	W	60,804
11/29	@ STL	21	10	W	47,971
12/6	IND	28	21	W	61,141
12/13	@ NO	27	17	W	61,678
12/20	@ DET	24	17	W	67,143
12/27	MIA	38	16	W	69,754

POSTSEASON

Divisional Playoff Game

1/9	SF	20	18	W	70,262
-----	----	----	----	---	--------

NFC Championship Game

1/17	@ MIN	30	27(OT)W	64,060
------	-------	----	---------	--------

SUPER BOWL XXXIII

1/31	vs DEN	19	34	L	74,803
------	--------	----	----	---	--------

1999 (5-11) 3RD NFC WEST

COACH: DAN REEVES

9/12	MIN	14	17	L	69,555
9/20	@ DAL	7	24	L	63,663
9/26	@ STL	7	35	L	63,253
10/3	BAL	13	19(OT)L		50,712
10/10	@ NO	20	17	W	57,289
10/17	STL	13	41	L	51,973
10/25	@ PIT	9	13	L	58,141
10/31	CAR	27	20	W	52,594
11/7	JAC	7	30	L	68,466
11/21	@ TB	10	19	L	65,158
11/28	@ CAR	28	34	L	55,507
12/5	NO	35	12	W	62,568
12/12	@ SF	7	26	L	67,465
12/19	@ TEN	17	30	L	66,196
12/26	ARZ	37	14	W	47,074
1/3	SF	34	29	W	57,980

2000 (4-12) 5TH NFC WEST

COACH: DAN REEVES

9/3	SF	36	28	W	54,626
9/10	@ DEN	14	42	L	75,466
9/17	@ CAR	15	10	W	73,025
9/24	STL	20	41	L	58,761
10/1	@ PHI	10	38	L	65,424
10/8	NYG	6	13	L	50,947
10/15	@ STL	29	45	L	66,019
10/22	NO	19	21	L	56,508
10/29	CAR	13	12	W	46,178
11/5	TB	14	27	L	70,097
11/12	@ DET	10	13	L	74,309
11/19	@ SF	6	16	L	67,447
11/26	@ OAK	14	41	L	55,175
12/3	SEA	10	30	L	44,680
12/17	@ NO	7	23	L	64,900
12/24	KC	29	13	W	41,017

2001 (7-9) 4TH NFC SOUTH

COACH: DAN REEVES

9/9	@ SF	13	16(OT)L	65,989
9/23	CAR	24	16 W	49,312
9/30	@ ARZ	34	14 W	28,878
10/7	CHI	3	31 L	47,640
10/14	SF	31	37(OT)L	65,424
10/21	@ NO	20	13 W	70,020
11/4	NE	10	24 L	45,572
11/11	DAL	20	13 W	70,452
11/18	@ GB	23	20 W	59,849
11/25	@ CAR	10	7 W	72,234
12/2	STL	6	35 L	60,787
12/9	NO	10	28 L	68,826
12/16	@ IND	27	41 L	55,603
12/23	BUF	33	30 W	43,320
12/30	@ MIA	14	21 L	73,619
1/6	@ STL	13	31 L	66,033

2002 (9-6-1) 2ND NFC SOUTH

COACH: DAN REEVES

9/8	@ GB	34	37(OT)L	63,127
9/15	CHI	13	14 L	68,081
9/22	CIN	30	3 W	68,129
10/6	TB	6	20 L	68,936
10/13	@ NYG	17	10 W	78,728
10/20	CAR	30	0 W	68,056
10/27	@ NO	37	35 W	67,883
11/3	BAL	20	17 W	68,532
11/10	@ PIT	34	34(OT)T	62,779
11/17	NO	24	17 W	70,382
11/24	@ CAR	41	0 W	72,533
12/1	@ MIN	30	24(OT)W	63,947
12/8	@ TB	10	34 L	65,648
12/15	SEA	24	30(OT)	L 69,551
12/22	DET	36	15 W	69,307
12/29	@ CLE	16	24 L	73,528

POSTSEASON

NFC Wild Card Game

1/4	at GB	27	7	W	65,358
-----	-------	----	---	---	--------

NFC Divisional Playoff Game

1/11	at PHI	6	20	L	66,452
------	--------	---	----	---	--------

2003 (5-11) 4TH NFC SOUTH

COACH:REEVES (3-10), PHILIPS (2-1)

9/7	@ DAL	27	13	W	64,104
9/14	WAS	31	33	L	70,241
9/21	TB	10	31	L	70,871
9/28	@ CAR	3	23	L	72,765
10/5	MIN	26	39	L	70,427
10/13	@ STL	0	36	L	66,075
10/19	NO	17	45	L	70,837
11/2	PHI	16	23	L	70,064
11/9	@ NYG	27	7	W	78,813
11/16	@ NO	20	23(OT)L		68,432
11/23	TEN	31	38	L	70,891
11/30	@ HOU	13	17	L	70,388
12/7	CAR	20	14(OT)W		70,079
12/14	@ IND	7	38	L	57,103
12/21	@ TB	30	28	W	65,572
12/28	JAC	21	14	W	70,266

YEAR-BY-YEAR RESULTS

2004 (11-5) 1ST NFC SOUTH

COACH: JIM MORA

9/12	@ SF	21	19	W	65,584
9/19	STL	34	17	W	70,882
9/26	ARZ	6	3	W	70,534
10/3	@ CAR	27	10	W	73,461
10/10	DET	10	17	L	70,434
10/17	SD21	20	W	70,187	
10/24	@ KC	10	56	L	78,260
10/31	@ DEN	41	28	W	75,083
11/14	TB	24	14	W	70,810
11/21	@ NYG	14	10	W	78,793
11/28	NO	24	21	W	70,521
12/5	@ TB	0	27	L	65,556
12/12	OAK	35	10	W	70,616
12/18	CAR	34	31(OT)W	70,845	
12/26	@ NO	13	26	L	64,900
1/2	@ SEA	26	28	L	66,740

POSTSEASON

NFC Divisional Playoff Game

1/15	STL	47	17	W	70,709
------	-----	----	----	---	--------

NFC Championship Game

1/23	@ PHI	10	27	L	67,717
------	-------	----	----	---	--------

2006 (7-9) 3RD NFC SOUTH

COACH: JIM MORA

9/10	@ CAR	20	6	W	73,522
9/17	TB	14	3	W	70,828
9/25	@ NO	3	23	L	70,003
10/1	ARZ	32	10	W	68,981
10/15	NYG	14	27	L	70,840
10/22	PIT	41	38	W	71,151
10/29	@ CIN	29	27	W	65,978
11/5	@ DET	14	30	L	60,987
11/12	CLE	13	17	L	70,793
11/19	@ BAL	10	24	L	70,790
11/26	NO	13	31	L	70,933
12/3	@ WAS	24	14	W	86,436
12/10	@ TB	17	6	W	65,691
12/16	DAL	28	38	L	71,102
12/24	CAR	3	10	L	68,834
12/31	@ PHI	17	24	L	69,341

2008 (11-5) 2ND NFC SOUTH

COACH: MIKE SMITH

9/7	DET	34	21	W	62,310
9/14	@ TB	9	24	L	63,611
9/21	KC38	14	W	62,434	
9/28	@ CAR	9	24	L	72,688
10/5	@ GB	27	24	W	70,610
10/12	CHI	22	20	W	64,096
10/26	@ PHI	14	27	L	69,144
11/2	@ OAK	24	0	W	61,196
11/9	NO	34	20	W	64,826
11/16	DEN	20	24	L	64,358
11/23	CAR	45	28	W	64,841
11/30	@ SD	22	16	W	67,200
12/7	@ NO	25	29	L	70,011
12/14	TB	13	10(OT)W	65,045	
12/21	@ MIN	24	17	W	62,889
12/28	STL	31	27	W	64,617

POSTSEASON

NFC Wild Card

1/3	@ ARZ	24	30	L	62,848
-----	-------	----	----	---	--------

2005 (8-8) 3RD NFC SOUTH

COACH: JIM MORA

9/12	PHI	14	10	W	70,806
9/18	@ SEA	18	21	L	66,030
9/25	@ BUF	24	21	W	72,032
10/2	MIN	30	10	W	69,552
10/9	NE	28	31	L	71,079
10/16	@ NO	34	31	W	65,562
10/24	NYJ	27	14	W	70,995
11/6	@ MIA	17	10	W	72,187
11/13	GB	25	33	L	71,001
11/20	TB	27	30	L	70,794
11/24	@ DET	27	7	W	62,390
12/4	@ CAR	6	24	L	73,661
12/12	NO	36	17	W	70,083
12/18	@ CHI	3	16	L	62,170
12/25	@ TB	24	27(OT)L	65,482	
1/1	CAR	11	44	L	70,796

2007 (4-12) 4TH NFC SOUTH

COACH: PETRINO (3-10), THOMAS (1-2)

9/9	@ MIN	3	24	L	62,815
9/16	@ JAC	7	13	L	61,821
9/23	CAR	20	27	L	68,175
9/30	HOU	26	16	W	69,312
10/7	@ TEN	10	13	L	69,143
10/15	NYG	10	31	L	69,828
10/21	@ NO	16	22	L	69,994
11/4	SF	20	16	W	66,049
11/11	@ CAR	20	13	W	73,340
11/18	TB	7	31	L	69,480
11/22	IND	13	31	L	69,845
12/2	@ STL	16	28	L	52,051
12/10	NO	14	34	L	69,553
12/16	@ TB	3	37	L	65,133
12/23	@ ARZ	27	30(OT)L	64,159	
12/30	SEA	44	41	W	64,925

2009 (9-7) 2ND NFC SOUTH

COACH: MIKE SMITH

9/13	MIA	19	7	W	67,606
9/20	CAR	28	20	W	67,313
9/27	@ NE	10	26	L	68,756
10/11	@ SF	45	10	W	69,732
10/18	CHI	21	14	W	68,082
10/25	@ DAL	21	37	L	81,521
11/2	@ NO	27	35	L	70,088
11/8	WAS	31	17	W	67,982
11/15	@ CAR	19	28	L	73,239
11/22	@ NYG	31	34 OT L	78,491	
11/29	TB	20	17	W	67,029
12/6	PHI	7	34	L	69,560
12/13	NO	23	26	L	68,930
12/20	@ NYJ	10	7	W	76,866
12/27	BUF	31	3	W	68,887
1/3	@ TB	20	10	W	62,578

YEAR-BY-YEAR RESULTS

2010 (13-3) 1ST NFC SOUTH

COACH: MIKE SMITH

9/12	@ PIT	9	15(OT)L	63,609
9/19	ARZ	41	7 W	66,824
9/26	@ NO	27	24(OT)W	70,051
10/3	SF	16	14 W	66,874
10/10	@ CLE	20	10 W	65,290
10/17	@ PHI	17	31 L	69,144
10/24	CIN	39	32 W	67,665
11/7	TB	27	21 W	67,266
11/11	BAL	26	21 W	68,474
11/21	@ STL	34	17 W	53,005
11/28	GB	20	17 W	68,204
12/5	@TB	28	24 W	53,955
12/12	@ CAR	31	10 W	71,235
12/19	@ SEA	34	18 W	67,101
12/27	NO	14	17 L	70,144
1/2	CAR	31	10 W	67,349

POSTSEASON

NFC Divisional Round

1/15	GB	21	48 L	69,210
------	----	----	------	--------

2012 (13-3) 1ST NFC SOUTH

COACH: MIKE SMITH

9/9	@KC	40	24 W	71,180
9/17	DEN	27	21 W	70,427
9/23	@SD	27	3 W	61,297
9/30	CAR	30	28 W	69,594
10/7	@WSH	24	17 W	75,337
10/14	OAK	23	20 W	69,383
10/28	@PHI	30	17 W	69,144
11/4	DAL	19	13 W	70,840
11/11	@NO	27	31 L	73,126
11/18	ARZ	23	19 W	69,630
11/25	@TB	24	23 W	54,400
11/29	NO	23	13 W	70,514
12/9	@CAR	20	30 L	73,292
12/16	NYG	34	0 W	70,741
12/22	@DET	31	18 W	63,849
12/30	TB	17	24 L	69,644

PLAYOFFS

1/13	SEA	30	28 W	70,366
1/20	SF	24	28 L	70,863

2014 (6-10) 2ND NFC SOUTH

COACH: MIKE SMITH

9/8	NO	37	34 W	70,706
9/15	@CIN	10	24 L	58,574
9/22	TB	56	14 W	70,318
9/29	@MIN	28	41 L	52,173
10/7	@NYG	20	30 L	80,307
10/20	CHI	13	27 L	70,712
10/27	@BAL	7	29 L	71,184
11/3	DET	21	22 L	83,532
11/10	@TB	27	17 W	57,751
11/17	@CAR	19	17 W	73,314
11/21	CLE	24	26 L	70,046
12/1	ARI	29	18 W	69,557
12/8	@GB	37	43 L	77,512
12/15	PIT	20	27 L	71,161
12/23	@NO	30	14 W	73,164
12/29	CAR	3	34 L	71,015

2011 (10-6) 2ND NFC SOUTH

COACH: MIKE SMITH

9/11	@CHI	12	30 L	62,115
9/18	PHI	35	31 W	69,608
9/25	@TB	13	16 L	46,995
10/2	@SEA	30	28 W	66,266
10/9	GB	14	25 L	69,576
10/16	CAR	31	17 W	69,047
10/23	@DET	23	16 W	63,625
11/6	@IND	31	7 W	65,218
11/13	NO	23	26 L	70,359
11/20	TEN	23	17 W	68,164
11/27	MIN	24	14 W	68,115
12/4	@HOU	10	17 L	71,545
12/11	@CAR	31	23 W	72,680
12/15	JAX	41	14 W	68,856
12/26	@NO	16	45 L	70,086
1/1	TB	45	24 W	68,167

POSTSEASON

NFC Wildcard Round

1/8	@NYG	2	24 L	79,909
-----	------	---	------	--------

2013 (4-12) 3RD NFC SOUTH

COACH: MIKE SMITH

9/8	@NO	17	23 L	72,348
9/15	STL	31	24 W	70,056
9/22	@MIA	23	27 L	70,660
9/29	NE	23	30 L	70,744
10/7	NYJ	28	30 L	70,246
10/20	TB	31	23 W	69,522
10/27	@ARZ	13	27 L	60,671
11/3	@CAR	10	34 L	73,720
11/10	SEA	10	33 L	70,309
11/17	@TB	28	41 L	55,360
11/21	NO	13	17 L	70,422
12/1	@BUF	34	31 W	38,969
12/8	@GB	21	22 L	77,550
12/15	WSH	27	26 W	70,069
12/23	@SF	24	34 L	69,732
12/29	CAR	20	21 L	70,427

2015 (8-8) 2ND NFC SOUTH

COACH: DAN QUINN

9/14	PHI	26	24 W	70,516
9/20	@ NYG	24	20 W	77,678
9/27	@ DAL	39	28 W	90,345
10/4	HOU	48	21 W	69,904
10/11	WAS	25	19 W	70,178
10/15	@ NO	21	31 L	73,018
10/25	@ TEN	10	7 W	63,329
11/1	TB	20	23 L	70,524
11/8	@ SF	16	17 L	70,799
11/22	IND	21	24 L	70,433
11/29	MIN	10	20 L	70,610
12/6	@ TB	19	23 L	58,221
12/13	@ CAR	0	38 L	74,420
12/20	@ JAX	23	17 W	64,016
12/27	CAR	20	13 W	70,981
1/3	NO	17	20 L	69,699