



DENVER BRONCOS

2016 WEEKLY PRESS RELEASE

Patrick Smyth, *Vice President of Public Relations* • patrick.smyth@broncos.nfl.net
Erich Schubert, *Senior Manager of Media Relations* • erich.schubert@broncos.nfl.net
Seth Medvin, *Media Relations Coordinator* • seth.medvin@broncos.nfl.net



3 World Championships • 8 Super Bowls • 10 AFC Title Games • 15 AFC West Titles • 22 Playoff Berths • 28 Winning Seasons



WEEK
#9



Denver Broncos (6-2) at Oakland Raiders (6-2)

Sunday, Nov. 6, 2016 • 5:31 p.m. PST

Oakland-Alameda County Coliseum (53,286) • Oakland, Calif.

BROADCAST INFORMATION

TELEVISION:	NBC (KUSA-TV)	Al Michaels (play-by-play)
		Cris Collinsworth (color analyst)
		Michele Tafoya (sideline)
NATIONAL RADIO:	WestwoodOne	Kevin Kugler (play-by-play)
		James Lofton (color analyst)
ENGLISH RADIO:	KOA (850 AM/94.1 FM) The Fox (103.5 FM)	Dave Logan (play-by-play)
		Ed McCaffrey (color analyst)
		Andy Lindahl (sideline)
SPANISH RADIO:	KNRV (1150 AM)	Javier Olivas (play-by-play)
		Carlos Valdez (color analyst)

BRONCOS 2016 SCHEDULE

PRESEASON

Wk.	Day	Date	Opponent	Site	Result	Rec.
1	Thu.	Aug. 11	at Chicago	Soldier Field	W, 22-0	1-0
2	Sat.	Aug. 20	SAN FRANCISCO	Sports Authority Field at Mile High	L, 31-24	1-1
3	Sat.	Aug. 27	LOS ANGELES	Sports Authority Field at Mile High	W, 17-9	2-1
4	Thu.	Sept. 1	at Arizona	University of Phoenix Stadium	L, 38-17	2-2

REGULAR SEASON

Wk.	Day	Date	Opponent	Site	Time/Result	TV/Rec.
1	Thu.	Sept. 8	CAROLINA	Sports Authority Field at Mile High	W, 21-20	1-0
2	Sun.	Sept. 18	INDIANAPOLIS	Sports Authority Field at Mile High	W, 34-20	2-0
3	Sun.	Sept. 25	at Cincinnati	Paul Brown Stadium	W, 29-17	3-0
4	Sun.	Oct. 2	at Tampa Bay	Raymond James Stadium	W, 27-7	4-0
5	Sun.	Oct. 9	ATLANTA	Sports Authority Field at Mile High	L, 23-16	4-1
6	Thu.	Oct. 13	at San Diego	Qualcomm Stadium	L, 21-13	4-2
7	Mon	Oct. 24	HOUSTON	Sports Authority Field at Mile High	W, 27-9	5-2
8	Sun.	Oct. 30	SAN DIEGO	Sports Authority Field at Mile High	W, 27-19	6-2
9	Sun.	Nov. 6	at Oakland	Oakland-Alameda County Coliseum	5:31 p.m. PST	NBC
10	Sun.	Nov. 13	at New Orleans	Mercedes-Benz Superdome	12 p.m. CST	CBS*
11	BYE					
12	Sun.	Nov. 27	KANSAS CITY	Sports Authority Field at Mile High	2:25 p.m. MST	CBS*
13	Sun.	Dec. 4	at Jacksonville	EverBank Field	1 p.m. EST	CBS*
14	Sun.	Dec. 11	at Tennessee	Nissan Stadium	12 p.m. CST	CBS*
15	Sun.	Dec. 18	NEW ENGLAND	Sports Authority Field at Mile High	2:25 p.m. MST	CBS*
16	Sun.	Dec. 25	at Kansas City	Arrowhead Stadium	7:30 p.m. CST	NBC*
17	Sun.	Jan. 1	OAKLAND	Sports Authority Field at Mile High	2:25 p.m. MST	CBS*

* - Eligible to be moved to a different time as part of the NFL's flex scheduling format.

DENVER BRONCOS QUICK HITS

During the last five seasons, the Broncos have compiled a 26-7 (.788) overall record in divisional play to represent the highest win percentage against their own division in the NFL during that span. [See Page 5](#)

Denver has won an NFL-best 27 consecutive games when winning the turnover battle. [See Page 6](#)

The Broncos, who are tied for the NFL lead with 16 takeaways this season, have scored a league-high 80 points off turnovers (41.2% of their overall point total). [See Page 6](#)

Inducted in 2015 as the 28th member of the team's Ring of Fame, Owner **Pat Bowlen** has guided Denver to the best win percentage (.616) in the NFL and the third-best win percentage in American pro sports during his tenure (1984-pres.). [See Page 7](#)

Since Executive Vice President of Football Operations/GM **John Elway** was hired in 2011, the Broncos rank second in the league in total wins (70) and are tied for the most playoff berths (5), division titles (5), Super Bowl appearances (2) and World Championships (1) during that span. [See Page 9](#)

In his 32 years in the NFL, including his nine years as a player, Gary Kubiak has been a part of the second-most total wins (316) among active NFL head coaches. [See Page 9](#)

Kubiak has led Denver to win streaks of three or more games with three different quarterbacks in the last two seasons, joining Mike Ditka and John Robinson (both from 1985-86) as the last three head coaches to accomplish that feat. [See Page 10](#)

Denver **WR Demaryius Thomas** needs two receptions to become the fourth Broncos player with 500 career receptions. [See Page 13](#)

The Broncos lead the NFL in sacks (26) and quarterbacks hits (75) through eight games. [See Page 14](#)

Denver has totaled nine defensive touchdowns (6 INT ret./3 FUM ret.) since the start of the 2015 season (incl. playoffs) to tie for the most in the NFL during that span. [See Page 15](#)

Broncos **OLB Von Miller** ranks second in the NFL with 8.5 sacks and is closing in on his fifth career 10-sack season. [See Page 16](#)

Denver **DE Derek Wolfe** leads the Broncos and is tied for second in the NFL with 15 quarterback hits this season. [See Page 17](#)

Among NFL defensive backs since 2013, **S T.J. Ward** ranks fourth with 20 tackles for a loss (6.5 sacks, 13.5 run stuffs). [See Page 17](#)

Broncos **K Brandon McManus** has connected on 55-of-66 field goal attempts with his 83.3 field goal percentage representing the best career mark in team history (min. 20 att.). [See Page 18](#)

2016 AFC WEST STANDINGS

Team	W	L	T	PF	PA	Home	Road	AFC	NFC	DIV	Streak
Denver	6	2	0	194	136	4-1	2-1	4-1	2-1	1-1	Won 2
Oakland	6	2	0	215	203	1-2	5-0	4-1	2-1	1-1	Won 2
Kansas City	5	2	0	166	137	3-0	2-2	4-2	1-0	2-0	Won 3
San Diego	3	5	0	225	212	2-1	1-4	2-4	1-1	1-3	Lost 1



2016 TEAM / INDIVIDUAL COMPARISONS

BRONCOS/RAIDERS 2016 TEAM COMPARISON

	BRONCOS	RAIDERS
Record	6-2	6-2
Turnover Margin (NFL Rank)	+5 (6th)	+7 (4th)

OFFENSE

Net Yards Per Game (NFL Rank) ..	326.4 (27th) ..	401.6 (5th)
Yards Per Play (NFL Rank)	5.2 (25th)	6.1 (5th)
Points Per Game (NFL Rank)	24.3 (13th)	26.9 (6th)
Possession Average	29:06	30:59
Net Rushing Yards Per Game	104.8 (20th)	116.5 (8th)
Net Passing Yards Per Game	221.6 (27th)	285.1 (4th)
Had Intercepted/Yards	5/48	3/5
Sacks Allowed/Yards	18/107	9/40
Fumbles/Lost	12/6	7/3
Third Down Pct. (NFL Rank)	35.9% (25th) ..	37.9% (21st)
Red Zone TD Pct. (NFL Rank) ..	50.0% (T-19th) ..	73.9% (1st)
Giveaways	11	6

DEFENSE

Net Yards Per Game (NFL Rank) ..	301.3 (3rd) ..	410.4 (31st)
Yards Per Play (NFL Rank)	4.5 (1st)	6.4 (32nd)
Points Per Game (NFL Rank)	17.0 (4th)	25.4 (14th)
Net Rushing Yards Per Game	117.4 (24th) ..	125.0 (28th)
Net Passing Yards Per Game	183.9 (1st) ..	285.4 (T-27th)
Intercepted By/Yards	8/184	7/100
Sacks For/Yards	26/148	11/57
Opponent Fumbles/Lost	11/8	16/6
Third Down Pct. (NFL Rank)	37.6% (10th) ..	34.0% (4th)
Red Zone TD Pct. (NFL Rank) ..	50.0% (T-6th) ..	52.7% (13th)
Takeaways	16	13

SPECIAL TEAMS

Punts-Average Yards (Gross)	46.6	49.0
Punts-Average Yards (Net)	42.2	42.0
Punt Returns-Average Per	9.8	11.0
Punt Returns-Average Per Allowed	6.6	13.0
Kickoff Returns-Average Per	23.7	20.6
Kickoff Returns-Average Per Allowed	15.7	21.6
Field Goals Made/Attempted	16/18	13/18

PENALTIES

Penalties Against/Yards	59/493	86/728
Opponent Penalties Against/Yards	54/482	57/524

BRONCOS/RAIDERS 2016 INDIVIDUAL COMPARISON

BRONCOS		RAIDERS	
<u>PASSING YARDS</u>			
Siemian	1487	Carr	2321
Lynch	393		

<u>RUSHING YARDS</u>	
C. Anderson*.....	437
Booker.....	298
Janovich.....	33
Murray.....	279
Washington.....	267
Richard.....	217

<u>RECEIVING YARDS</u>	
Sanders.....	567
Thomas.....	535
Green.....	150
Cooper.....	787
Crabtree.....	568
Roberts.....	245

<u>POINTS SCORED</u>	
McManus.....	66
C. Anderson*.....	30
Thomas.....	26
Janikowski.....	59
Crabtree.....	38
Murray.....	30

<u>INTERCEPTIONS</u>	
Talib	3
Five Players	1
Nelson	2
Smith	2
Amerson	2

SACKS			
Miller	8.5	Mack	5.0
Wolfe	4.5	McGee	2.5
Ray	4.0	Irvin	2.0

DEFENSIVE TACKLES (PRESS BOX TOTALS)

Ward	52 Nelson	43
Davis	42 Joseph	43
Harris Jr.	38 Smith	41
Marshall	38 Mack	39
Two Players	33 Amerson	37

KICKOFF RETURNS (AVG.)

Latimer	6 (24.7) Richard	9 (24.8)
Norwood	3 (21.7) Jones	6 (14.3)

PUNT RETURNS (AVG.)

Norwood	15 (10.4) Richard	17 (11.2)
Talib	1 (1.0) Carrie	4 (10.3)

FIELD GOALS

McManus	16/18 (.889) Janikowski ..	13/18 (.722)
---------------	----------------------------	--------------

PUNTS (GROSS/NET AVG.)

Dixon	39 (46.6/42.2) King	40 (49.0/42.0)
-------------	---------------------------	----------------

* - player not currently on active roster



BRONCOS-CHARGERS ALL-TIME RESULTS

BRONCOS/RAIDERS ALL-TIME RESULTS

Season (Date)	W/L	Result	Site
1960 (10/2)	W	@Denver 31, Oakland 14	Bears Stadium
1960 (12/17)	L	@Oakland 48, Denver 10	Candlestick Park
1961 (10/1)	L	@Oakland 33, Denver 19	Candlestick Park
1961 (10/15)	W	@Denver 27, Oakland 24	Bears Stadium
1962 (10/5)	W	@Denver 44, Oakland 7	Bears Stadium
1962 (10/14)	W	Denver 23, @Oakland 6	Frank Youell Field
1963 (11/28)	L	Oakland 26, @Denver 10	Bears Stadium
1963 (12/15)	L	@Oakland 35, Denver 31	Frank Youell Field
1964 (10/25)	L	@Oakland 40, Denver 7	Frank Youell Field
1964 (11/29)	T	@Denver 20, Oakland 20	Bears Stadium
1965 (11/21)	L	Oakland 28, @Denver 20	Bears Stadium
1965 (12/5)	L	@Oakland 24, Denver 13	Frank Youell Stadium
1966 (11/20)	L	Oakland 17, @Denver 3	Bears Stadium
1966 (12/11)	L	@Oakland 28, Denver 10	Oakland-Alameda County Coliseum
1967 (9/10)	L	@Oakland 51, Denver 0	Oakland-Alameda County Coliseum
1967 (11/5)	L	Oakland 21, @Denver 17	Bears Stadium
1968 (11/10)	L	Oakland 43, @Denver 7	Bears Stadium
1968 (12/8)	L	@Oakland 33, Denver 27	Oakland-Alameda County Coliseum
1969 (10/12)	L	Oakland 24, @Denver 14	Mile High Stadium
1969 (11/9)	L	@Oakland 41, Denver 10	Oakland-Alameda County Coliseum
1970 (10/11)	L	@Oakland 35, Denver 23	Oakland-Alameda County Coliseum
1970 (11/15)	L	Oakland 24, @Denver 19	Mile High Stadium
1971 (10/10)	L	Oakland 27, @Denver 16	Mile High Stadium
1971 (12/19)	L	@Oakland 21, Denver 13	Oakland-Alameda County Coliseum
1972 (10/22)	W	Denver 30, @Oakland 23	Oakland-Alameda County Coliseum
1972 (11/19)	L	Oakland 37, @Denver 20	Mile High Stadium
1973 (10/22)	T	@Denver 23, Oakland 23	Mile High Stadium
1973 (12/16)	L	@Oakland 21, Denver 17	Oakland-Alameda County Coliseum
1974 (11/3)	L	Oakland 28, @Denver 17	Mile High Stadium
1974 (11/24)	W	Denver 20, @Oakland 17	Oakland-Alameda County Coliseum
1975 (11/2)	L	Oakland 42, @Denver 17	Mile High Stadium
1975 (12/8)	L	@Oakland 17, Denver 10	Oakland-Alameda County Coliseum
1976 (10/17)	L	Oakland 17, @Denver 10	Mile High Stadium
1976 (10/31)	L	@Oakland 19, Denver 6	Oakland-Alameda County Coliseum
1977 (10/16)	W	Denver 30, @Oakland 7	Oakland-Alameda County Coliseum
1977 (10/30)	L	Oakland 24, @Denver 14	Mile High Stadium
1977 (1/1)	W	@Denver 20, Oakland 17*	Mile High Stadium
1978 (9/3)	W	@Denver 14, Oakland 6	Mile High Stadium
1978 (12/3)	W	Denver 21, @Oakland 6	Oakland-Alameda County Coliseum
1979 (9/30)	L	@Oakland 27, Denver 3	Oakland-Alameda County Coliseum
1979 (11/25)	L	Oakland 14, @Denver 10	Mile High Stadium
1980 (12/1)	L	@Oakland 9, Denver 3	Oakland-Alameda County Coliseum
1980 (12/14)	L	Oakland 24, @Denver 21	Mile High Stadium
1981 (9/6)	W	@Denver 9, Oakland 7	Mile High Stadium
1981 (10/4)	W	Denver 17, @Oakland 0	Oakland-Alameda County Coliseum
1982 (12/26)	L	@Los Angeles 27, Denver 10	L.A. Coliseum
1983 (9/25)	L	Los Angeles 22, @Denver 7	Mile High Stadium
1983 (11/13)	L	@Los Angeles 22, Denver 20	L.A. Coliseum
1984 (9/30)	W	@Denver 16, Los Angeles 13	Mile High Stadium
1984 (10/28)	W	Denver 22, @Los Angeles 19 (OT)	L.A. Coliseum
1985 (11/24)	L	@Los Angeles 31, Denver 28 (OT)	L.A. Coliseum
1985 (12/8)	L	Los Angeles 17, @Denver 14 (OT)	Mile High Stadium
1986 (9/7)	W	@Denver 38, Los Angeles 36	Mile High Stadium
1986 (11/2)	W	Denver 21, @Los Angeles 10	L.A. Coliseum
1987 (10/12)	W	@Denver 30, Los Angeles 14	Mile High Stadium
1987 (11/22)	W	Denver 23, @Los Angeles 17	L.A. Coliseum

1988 (9/26)	L	Los Angeles 30, @Denver 27 (OT)	Mile High Stadium
1988 (12/4)	L	@Los Angeles 21, Denver 20	L.A. Coliseum
1989 (9/24)	W	@Denver 31, Los Angeles 21	Mile High Stadium
1989 (12/3)	L	@Los Angeles 16, Denver 13 (OT)	L.A. Coliseum
1990 (9/9)	L	@Los Angeles 14, Denver 9	L.A. Coliseum
1990 (12/2)	L	Los Angeles 23, @Denver 20	Mile High Stadium
1991 (9/8)	L	@Los Angeles 16, Denver 13	L.A. Coliseum
1991 (11/10)	L	Los Angeles 17, @Denver 16	Mile High Stadium
1992 (9/6)	W	@Denver 17, Los Angeles 13	Mile High Stadium
1992 (11/22)	L	@Los Angeles 24, Denver 0	L.A. Coliseum
1993 (10/18)	L	Los Angeles 23, @Denver 20	Mile High Stadium
1993 (1/2)	L	@Los Angeles 33, Denver 30 (OT)	L.A. Coliseum
1993 (1/9)	L	@Los Angeles 42, Denver 24**	L.A. Coliseum
1994 (9/18)	L	Los Angeles 48, @Denver 16	Mile High Stadium
1994 (12/11)	L	@Los Angeles 23, Denver 13	L.A. Coliseum
1995 (10/16)	W	@Denver 27, Oakland 0	Mile High Stadium
1995 (12/24)	W	Denver 31, @Oakland 28	Oakland-Alameda County Coliseum
1996 (11/4)	W	Denver 22, @Oakland 21	Oakland-Alameda County Coliseum
1996 (12/15)	W	@Denver 24, Oakland 19	Mile High Stadium
1997 (10/19)	L	@Oakland 28, Denver 25	Oakland-Alameda County Coliseum
1997 (11/24)	W	@Denver 31, Oakland 3	Mile High Stadium
1998 (9/20)	W	Denver 34, @Oakland 17	Oakland-Alameda County Coliseum
1998 (11/22)	W	@Denver 40, Oakland 14	Mile High Stadium
1999 (10/10)	W	Denver 16, @Oakland 13	Network Associates Coliseum
1999 (11/22)	W	@Denver 27, Oakland 21 (OT)	Mile High Stadium
2000 (9/17)	W	Denver 33, @Oakland 24	Network Associates Coliseum
2000 (11/13)	W	@Denver 27, Oakland 24	Mile High Stadium
2001 (11/5)	L	@Oakland 38, Denver 28	Network Associates Coliseum
2001 (12/30)	W	@Denver 23, Oakland 17	INVESCO Field at Mile High
2002 (11/11)	L	Oakland 34, @Denver 10	INVESCO Field at Mile High
2002 (12/22)	L	@Oakland 28, Denver 16	Network Associates Coliseum
2003 (9/22)	W	@Denver 31, Oakland 10	INVESCO Field at Mile High
2003 (11/30)	W	Denver 22, @Oakland 8	Network Associates Coliseum
2004 (10/17)	W	Denver 31, @Oakland 3	Network Associates Coliseum
2004 (11/28)	L	Oakland 25, @Denver 24	INVESCO Field at Mile High
2005 (11/13)	W	Denver 31, @Oakland 17	McAfee Coliseum
2005 (12/24)	W	@Denver 22, Oakland 3	INVESCO Field at Mile High
2006 (10/15)	W	@Denver 13, Oakland 3	INVESCO Field at Mile High
2006 (11/12)	W	Denver 17, @Oakland 13	McAfee Coliseum
2007 (9/16)	W	@Denver 23, Oakland 20 (OT)	INVESCO Field at Mile High
2007 (12/2)	L	@Oakland 34, Denver 20	McAfee Coliseum
2008 (9/8)	W	Denver 41, @Oakland 14	McAfee Coliseum
2008 (11/23)	L	Oakland 31, @Denver 10	INVESCO Field at Mile High
2009 (9/27)	W	Denver 23, @Oakland 3	Oak.-Alameda County Coliseum
2009 (12/20)	L	Oakland 20, @Denver 19	INVESCO Field at Mile High
2010 (10/24)	L	Oakland 59, @Denver 14	INVESCO Field at Mile High
2010 (12/19)	L	@Oakland 39, Denver 23	Oak.-Alameda County Coliseum
2011 (9/12)	L	Oakland 23, @Denver 20	Sports Authority Field at Mile High
2011 (11/6)	W	Denver 38, @Oakland 24	O.co Coliseum
2012 (9/30)	W	@Denver 37, Oakland 6	Sports Authority Field at Mile High
2012 (12/6)	W	Denver 26, @Oakland 13	O.co Coliseum
2013 (9/23)	W	@Denver 37, Oakland 21	Sports Authority Field at Mile High
2013 (12/29)	W	Denver 34, @Oakland 14	O.co Coliseum
2014 (11/9)	W	Denver 41, @Oakland 17	O.co Coliseum
2014 (12/28)	W	@Denver 47, Oakland 14	Sports Authority Field at Mile High
2015 (10/11)	W	Denver 16, @Oakland 10	O.co Coliseum
2015 (12/13)	L	Oakland 15, @Denver 10	Sports Authority Field at Mile High

* - AFC Championship Game; ** - AFC Wild Card Playoff Game



BRONCOS-RAIDERS SERIES BREAKDOWN / CONNECTIONS / WEEK 8 NFL SCHEDULE

BRONCOS/RAIDERS SERIES BREAKDOWN
(REGULAR SEASON)

Series Meetings:	111
Broncos Record:	49-60-2 (Home: 24-29-2 / Away: 25-31-0)
First Game:	at Den. 31, Oak. 14 (10/2/60)
Last Game:	Oak. 15, at Den. 12 (12/13/15)
Current Streak:	Lost 1
Longest Den. Win Streak:	8, (11/6/11 - 12/13/15)
Longest Oak. Win Streak:	14 (11/21/65 - 12/19/71)
Last Den. Home Win:	at Den. 47, Oak. 14 (9/23/13)
Last Den. Home Loss:	Oak. 15, at Den. 12 (12/13/15)
Last Den. Road Win:	Den. 16, at Oak. 10 (10/11/15)
Last Den. Road Loss:	at Oak. 39, Den. 23 (12/19/10)
Den. Shutouts:	2x, last, at Den. 27, Oak. 0 (10/16/95)
Oak. Shutouts:	2x, last, at L.A. 24, Den. 0 (11/22/92)
Most Den. Points:	47, (12/28/14): at Den. 47, Oak. 14
Most Oak. Points:	59, (10/24/10): Oak. 59, at Den. 14
Total Den. Points:	2,286
Total Oak. Points:	2,376
Average Den. Points:	20.6
Average Oak. Points:	21.4
Largest Den. Win:	37, (10/5/62): at Den. 44, Oak. 7
Largest Oak. Win:	51, (9/10/67): at Oak. 51, Den. 0
Most Pts., Both Teams:	74, (9/7/86): Den. 38, at Oak. 36
Fewest Pts., Both Teams:	12, (12/1/80): at Oak. 9, Den. 3

BRONCOS/RAIDERS CONNECTIONS

CROSSING PATHS (COLLEGE)

Denver **CB Kayvon Webster** spent the 2009 season at South Florida with Raiders **S Nate Allen**... Broncos **CB Chris Harris Jr.** played his final year (2010) at Kansas while Oakland **CB Dexter McDonald** redshirted... Broncos **WR Bennie Fowler** was Michigan State teammates with Oakland **LB Shilique Calhoun** and **QB Connor Cook** during the 2011-13 seasons... Denver **ILB Corey Nelson** (2010-12) and **T Donald Stephenson** (2009-11) were teammates at Oklahoma with Oakland **DT Stacy McGee**... Broncos **OLB Dekoda Watson** played at Florida State with Oakland **C Rodney Hudson** for three seasons (2007-09)... Denver Broncos **Linebackers Coach Reggie Herring** coached at Oklahoma State (1984-85) with Oakland **Special Teams Coordinator Brad Seely**.

CROSSING PATHS (PRO)

Denver **CB Aqib Talib** played in Tampa Bay with Raiders **T Donald Penn** (2008-12)... Broncos **T Russell Okung** was Seattle teammates with Oakland **LB Bruce Irvin** (2012-15) and **LB Malcolm Smith** (2011-14)... Denver **OLB DeMarcus Ware** and **TE John Phillips** were Cowboys teammates with Raiders **WR Andre Holmes** (2012)... Broncos **T Donald Stephenson** was Kansas City teammates with Oakland **C Rodney Hudson** (2012-15) and **CB Sean Smith** (2013-15)... Broncos **QB Austin Davis** (2013-14) and **S Darian Stewart** (2013) played at St. Louis with Oakland **LB Daren Bates**... **Stewart** was also Baltimore teammates with Raiders **OL Kelechi Osemele** and **S Brynden Trawick** for a single season (2014)... Denver **Head Coach Gary Kubiak** coached Oakland **Offensive Coordinator Bill Musgrave** for two seasons (1995-96) when **Musgrave** was the Broncos' backup quarterback to Denver **Executive Vice President of Football Operations and General Manager John Elway**... **Kubiak** also coached **Musgrave** for one season (1994) in San Francisco... Broncos **Special Teams Coordinator Joe DeCamillis**, **Offensive Line Coach Clancy Barone** and **Quarterbacks/Passing Game Coordinator Greg Knapp** coached with **Musgrave** in Atlanta during the 2006 season... **Musgrave** was also colleagues in Minnesota with Denver **Outside Linebackers Coach Fred Pagac** and **Defensive**

Backs Coach Joe Woods from 2011-13... For two seasons (2007-08) in Jacksonville, **DeCamillis** coached with Oakland **Head Coach Jack Del Rio** and **Offensive Line Coach Mike Tice**... Denver **Defensive Coordinator Wade Phillips** was the New Orleans defensive coordinator and interim head coach when **Del Rio** played linebacker for the Saints in 1985... **DeCamillis** also coached Oakland **WR Andre Holmes** for one season (2012) in Dallas... With the Texans, **Kubiak** coached QB David Carr, the older brother of Raiders **QB Derek Carr**... Raiders **Defensive Line Coach Jethro Franklin** was on **Kubiak's** staff in Houston from 2007-08 with Broncos **Tight Ends Coach Brian Pariani**... Denver **Defensive Assistant Chris Beake** was an offensive assistant with the 49ers when he coached Raiders **WR Michael Crabtree** in 2010... **Pagac** and Denver **Assistant Secondary Coach Samson Brown** coached the 2014 season in Buffalo with Oakland **Quarterbacks Coach Todd Downing** and **Wide Receivers Coach Rob Moore**... Broncos **Strength and Conditioning** staff **Mike Eubanks**, **Anthony Lomando** and **Luke Richesson** trained Oakland **S Reggie Nelson** at Jacksonville during the 2009 season.

FORMER BRONCOS ON THE RAIDERS

Oakland **Head Coach Jack Del Rio** was the Denver defensive coordinator for three seasons (2012-14) and the interim head coach for weeks 10-13 of the 2013 season... **Del Rio** is the second straight Denver defensive coordinator to be hired as the head coach in Oakland (Dennis Allen was with the Broncos defensive coordinator in 2011 and the head coach of the Raiders from 2012-14)... Oakland **Offensive Coordinator Bill Musgrave** played quarterback for two seasons (1995-96) for the Broncos.

FORMER RAIDERS ON THE BRONCOS

Denver **Quarterbacks/Passing Game Coordinator** Greg Knapp was the Raiders' offensive coordinator for three seasons (2007-08, '12)... **Outside Linebackers Coach Fred Pagac** coached Oakland's linebackers from 2001-03... **Assistant Offensive Line Coach James Cregg** held the same position in Oakland for two seasons (2007-08)... **Defensive Backs Coach Joe Woods** was the defensive backs coach in Oakland in 2014.

HOMETOWN CONNECTIONS

Denver **S T.J. Ward** (De La Salle High School-Concord) is a product of the Bay Area... Raiders **Offensive Coordinator Bill Musgrave** is from Grand Junction, Colo., was a standout athlete at Grand Junction High and was inducted into the Colorado Sports Hall of Fame in 1995... Oakland **Special Teams Coordinator Brad Seely** was a Colorado State graduate assistant in 1979 and coached the Rams' offensive line in 1980... **Travis Smith**, Oakland's **Quality Control - Defense**, was an offensive technical intern in 2011 for the University of Colorado... Oakland **LB Cory James** played at Colorado State during the 2012-15 seasons and ranks fourth on CSU's all-time sacks list (24).

NFL SCHEDULE - REGULAR SEASON WEEK 9

Thursday, Nov. 3

Tampa Bay at Atlanta 8:25p (ET)

Sunday, Nov. 6

Detroit at Minnesota 12:00p (CT)
 Jacksonville at Kansas City 12:00p (CT)
 Philadelphia at N.Y. Giants 1:00p (ET)
 N.Y. Jets at Miami 1:00p (ET)
 Dallas at Cleveland 1:00p (ET)
 Pittsburgh at Baltimore 1:00p (ET)
 New Orleans at San Francisco 1:05p (PT)
 Carolina at Los Angeles 1:05p (PT)
 Tennessee at San Diego 1:25p (PT)
 Indianapolis at Green Bay 3:25p (CT)
 Denver at Oakland 5:30p (PT)

Monday, Nov. 7

Buffalo at Seattle 5:30p (PT)

Byes

Arizona, Chicago, Cincinnati, Houston, New England, Washington



NFL STANDINGS / WHAT TO WATCH FOR / TEAM NOTES

2016 NFL STANDINGS

AFC East

Team	W	L	T	Pct	PF	PA	Home	Road	Div	AFC	NFC
N.E.	7	1	0	.875	217	132	3-1	4-0	2-1	6-1	1-0
Buf.	4	4	0	.500	212	172	2-2	2-2	1-3	1-4	3-0
Mia.	3	4	0	.429	146	159	3-1	0-3	1-1	3-3	0-1
NYJ	3	5	0	.375	150	208	1-2	2-3	1-0	3-3	0-2

AFC North

Team	W	L	T	Pct	PF	PA	Home	Road	Div	AFC	NFC
Pit.	4	3	0	.571	170	150	3-1	1-2	1-0	3-2	1-1
Cin.	3	4	1	.438	167	189	2-1-1	1-3	1-1	3-3	0-1-1
Bal.	3	4	0	.429	133	139	1-2	2-2	1-0	3-2	0-2
Cle.	0	8	0	.000	158	238	0-3	0-5	0-2	0-6	0-2

AFC South

Team	W	L	T	Pct	PF	PA	Home	Road	Div	AFC	NFC
Hou.	5	3	0	.625	137	167	5-0	0-3	2-0	3-2	2-1
Ten.	4	4	0	.500	182	183	2-3	2-1	1-2	3-3	1-1
Ind.	3	5	0	.375	208	230	2-2	1-3	1-2	2-4	1-1
Jac.	2	5	0	.286	139	196	1-3	1-2	1-1	1-4	1-1

AFC West

Team	W	L	T	Pct	PF	PA	Home	Road	Div	AFC	NFC
Den.	6	2	0	.750	194	136	4-1	2-1	1-1	4-1	2-1
Oak.	6	2	0	.750	215	203	1-2	5-0	1-1	4-1	2-1
K.C.	5	2	0	.714	166	137	3-0	2-2	2-0	4-2	1-0
S.D.	3	5	0	.375	225	212	2-1	1-4	1-3	2-4	1-1

NFC East

Team	W	L	T	Pct	PF	PA	Home	Road	Div	NFC	AFC
Dal.	6	1	0	.857	188	130	3-1	3-0	2-1	5-1	1-0
NYG	4	3	0	.571	133	141	2-1	2-2	1-1	3-3	1-0
Phi.	4	3	0	.571	179	117	3-0	1-3	0-2	2-3	2-0
Was.	4	3	1	.563	186	189	2-2	2-1-1	2-1	2-2	2-1-1

NFC North

Team	W	L	T	Pct	PF	PA	Home	Road	Div	NFC	AFC
Min.	5	2	0	.714	139	104	3-0	2-2	1-1	3-2	2-0
G.B.	4	3	0	.571	172	156	3-1	1-2	2-1	3-3	1-0
Det.	4	4	0	.500	183	190	3-1	1-3	0-2	3-2	1-2
Chi.	2	6	0	.250	131	179	2-2	0-4	2-1	2-3	0-3

NFC South

Team	W	L	T	Pct	PF	PA	Home	Road	Div	NFC	AFC
Atl.	5	3	0	.625	262	231	2-2	3-1	2-1	3-2	2-1
T.B.	3	4	0	.429	152	189	0-3	3-1	2-0	3-2	0-2
N.O.	3	4	0	.429	201	215	2-2	1-2	1-1	2-2	1-2
Car.	2	5	0	.286	191	196	2-2	0-3	0-3	2-4	0-1

NFC West

Team	W	L	T	Pct	PF	PA	Home	Road	Div	NFC	AFC
Sea.	4	2	1	.643	131	109	3-0	1-2-1	1-1-1	2-2-1	2-0
Ari.	3	4	1	.438	179	140	2-2-1	1-2	1-1-1	2-2-1	1-2
L.A.	3	4	0	.429	120	154	1-2	2-2	2-1	3-3	0-1
S.F.	1	6	0	.143	144	219	1-3	0-3	1-2	1-5	0-1

WHAT TO WATCH FOR vs. RAIDERS

OLB VON MILLER (8.5 sacks in 2016)

* - Needs 1.5 sacks to join Simon Fletcher as the only two Broncos to post five 10-sack seasons.

WR EMMANUEL SANDERS (221 rec. as a Bronco)

* - Needs one reception to tie Eric Decker (222 rec.) for the 14th most catches in Broncos history.

WR DEMARYIUS THOMAS (498 career rec.; 33 career 100-yard rec. games)

* - Needs two receptions to reach 500 for his career and become the fourth Bronco to reach that milestone.

* - Needs 100 receiving yards to tie Calvin Johnson (34) for the most 100-yard receiving games in the NFL since 2011.

OLB DeMARCUS WARE (136.5 career sacks)

* - Needs a sack to tie Richard Dent and John Randle for the eighth-most sacks in NFL history; Needs three sacks to tie Julius Peppers and Jason Taylor for sixth.

BRONCOS DOMINANT IN RECENT DIVISIONAL PLAY

During the last five seasons, the Broncos have compiled a 26-7 (.788) overall record in divisional play to represent the highest win percentage against their own division in the NFL during that span.

BEST RECORDS AGAINST DIVISIONAL OPPONENTS, NFL, 2011-PRES.
(Reg. Season + Postseason)

Team	W	L	T	Pct.
1. Denver	26	7	0	.788
2. New England	25	8	0	.758
3. Green Bay	25	8	1	.750
4. Indianapolis	23	10	0	.697
5. Baltimore	21	11	0	.656
Houston	21	11	0	.656

DEFENDING AFC WEST CHAMPIONS

The Broncos in 2015 clinched their 15th all-time AFC West Division title.

Denver has now won five straight division titles to tie Oakland (1972-76) for the most consecutive AFC West crowns in history and tie for the fifth most consecutive division titles in NFL history.

MOST AFC WEST DIVISION TITLES

Team	No.
1. Denver	15
2. Oakland	12
3. San Diego	10
4. Kansas City	6
5. Seattle	2

MOST CONSECUTIVE AFC WEST TITLES

Team	No.	Years
1. Denver	5	2011-15
Oakland	5	1972-76
3. San Diego	4	2006-09
4. Oakland	3	2000-02
San Diego	3	1979-81
San Diego	3	1963-65



TEAM NOTES / OWNER PAT BOWLEN

BRONCOS OWN 27-GAME WIN STREAK
WHEN WINNING TURNOVER BATTLE

Denver has won a franchise-record 27 consecutive games when winning the turnover battle to represent the longest active streak in the NFL.

MOST CONSECUTIVE WINS WHEN WINNING TURNOVER BATTLE
(active streaks)

Team	Consecutive Wins
1. Denver	27
2. N.Y. Jets	21
3. New England	16
4. Houston	11
5. Pittsburgh	9

BRONCOS THRIVE OFF TAKEAWAYS

The Broncos, who are tied for the NFL lead with 16 takeaways this season, have scored a league-high 80 points off turnovers (41.2% of their overall point total).

MOST TAKEAWAYS, NFL, 2016

Team	No.
1. Denver	16
Kansas City	16
Minnesota	16
4. Arizona	15
San Diego	15

MOST POINTS SCORED OFF TAKEAWAYS, NFL, 2016

Team	No.
1. Denver	80
2. San Francisco	55
3. Arizona	54
4. Kansas City	48
5. Atlanta	45

HIGHEST PERCENTAGE OF POINTS SCORED OFF TAKEAWAYS, NFL, 2016

Team	TA Pts.	Tot. Pts.	Pct.
1. Denver	80	194	41.2
2. San Francisco	55	144	38.2
3. Arizona	54	179	30.2
4. Kansas City	48	166	28.9
5. Minnesota	33	139	23.7

BRONCOS LOOKING FOR ANOTHER SUPER SEASON

The Denver Broncos played in their eighth Super Bowl in franchise history when they beat the Carolina Panthers 24-10 on Feb. 7 at Levi's Stadium.

Denver's eight Super Bowl appearances are tied for the most in NFL history.

MOST SUPER BOWL APPEARANCES, NFL HISTORY

Team	No.
1. Denver	8
Dallas	8
New England	8
Pittsburgh	8
5. San Francisco	6

DENVER BRONCOS SUPER BOWL SEASONS

Season	Coach	Opponent	Result
1977	Red Miller	Dallas	L, 27-10
1986	Dan Reeves	N.Y. Giants	L, 39-20
1987	Dan Reeves	Washington	L, 42-10
1989	Dan Reeves	San Francisco	L, 55-10
1997	Mike Shanahan	Green Bay	W, 31-24
1998	Mike Shanahan	Atlanta	W, 34-19
2013	John Fox	Seattle	L, 43-8
2015	Gary Kubiak	Carolina	W, 24-10

PAT BOWLEN A RING OF FAMER

Broncos Owner Pat Bowlen was officially enshrined as the 28th member of the Ring of Fame in 2015.

Mr. Bowlen's indelible contributions to the Broncos, the community and the NFL have established him as one of the greatest contributors in professional football history.

PAT BOWLEN'S ALL-TIME RANKINGS AMONG PRO FOOTBALL
PRIMARY OWNERS/CHAIRPERSONS

Category	No.	All-Time Rk.	Since '84
Regular-Season Wins	319	T-7th	1st
Overall Wins	340	6th	1st
Winning Seasons	20	T-7th	1st
Playoff Appearances	18	T-2nd	1st
Playoff Wins	21	T-3rd	2nd
Conference Championship Berths	9	T-4th	2nd
Super Bowl Appearances	7	T-1st	T-1st
Super Bowl Wins	3	T-4th	T-3rd

PAT BOWLEN HAS SEVEN SUPER BOWL APPEARANCES

Broncos Owner Pat Bowlen is tied for first among pro football owners with seven Super Bowl appearances.

Mr. Bowlen's teams have won three Super Bowls to tie for the fourth most under a single owner in pro football history.

MOST SUPER BOWL APPEARANCES BY A TEAM OWNER,
PROFESSIONAL FOOTBALL HISTORY

Owner	Team	No.
1. Pat Bowlen	Denver	7
Robert Kraft	New England	7
3. Edward DeBartolo Jr.	San Francisco	5
Clint Murchison Jr.	Dallas	5
Joe Robbie	Miami	5

MOST SUPER BOWL WINS BY A TEAM OWNER,
PROFESSIONAL FOOTBALL HISTORY

Owner	Team	No.
1. Edward DeBartolo Jr.	San Francisco	5
2. Robert Kraft	New England	4
Art Rooney	Pittsburgh	4
4. Pat Bowlen	Denver	3
Al Davis	Oakland	3
Jerry Jones	Dallas	3
Jack Kent Cooke	Washington	3

PAT BOWLEN'S 18 PLAYOFF APPEARANCES TIE FOR
SECOND MOST AMONG PRO FOOTBALL OWNERS

The Broncos have made 18 of their 22 playoff appearances during Owner Pat Bowlen's 33-year tenure (1984-pres.).

Only the late Bud Adams, in his 54 years with the Oilers/Titans franchise, has experienced more playoff appearances (21) among professional football owners.

MOST PLAYOFF APPEARANCES BY AN OWNER

Owner	Years	No.
1. Bud Adams, Hou./Ten.	1960-2013 (54)	21
2. Pat Bowlen, Den.	1984-pres. (33)	18
Art Modell, Cle./Bal.	1961-2003 (43)	18
4. Ralph Wilson, Buf.	1960-2013 (54)	17
Al Davis, Oak.	1972-2011 (40)	17
Clint Murchison Jr., Dal.	1960-83 (24)	17



OWNER PAT BOWLEN

BRONCOS A WINNER UNDER BOWLEN

During Owner Pat Bowlen's tenure (1984-pres.), the Broncos have posted the best regular-season win percentage (.616) in the NFL and the third-best win percentage by any team in American professional sports.

FIGURES CURRENT THROUGH OCT. 31

TOP WIN PERCENTAGES BY PROFESSIONAL SPORTS TEAMS (SINCE 1984)

Team	League	W	L	T	Pct.
1. San Antonio Spurs	NBA	1,635	945	-	.634
2. Los Angeles Lakers	NBA	1,589	990	-	.616
3. Denver Broncos	NFL	319	199	1	.616
4. New England Patriots	NFL	315	204	0	.607
5. San Francisco 49ers	NFL	309	207	2	.598

TEAMS WITH TOP WIN PERCENTAGE IN EACH OF THE BIG FOUR PROFESSIONAL SPORTS LEAGUES (SINCE 1984)

Team	League	W	L	T	Pct.
San Antonio Spurs	NBA	1,631	945	-	.633
Denver Broncos	NFL	319	199	1	.616
Detroit Red Wings	NHL	1,320	817	203	.571
New York Yankees	MLB	2,965	2,307	-	.562

PAT BOWLEN IN 33rd YEAR WITH BRONCOS

Denver Broncos Owner Pat Bowlen, who is in his 33rd year with the franchise in 2016, has received significant consideration for enshrinement into the Pro Football Hall of Fame in the contributor category.

Mr. Bowlen's outstanding contributions to the Broncos, the community and the NFL have established him as one of the greatest and most influential contributors in professional football history.

TEAM SUCCESS

Former NFL Commissioner Paul Tagliabue (2/2/16): "Pat might have been the only owner who had a major role in every one of those four areas (when NFL was transformed in the late 80s and early 90s: television revenue, labor peace, stadium construction & international growth). I worked with over 100 owners. I would put Pat in the top five."

Dallas Cowboys Owner Jerry Jones (8/3/14): "Pat once told me: 'My full-time job is for this franchise at the league level.' No one in ownership spent more time on league matters than Pat Bowlen... When you talk about the league and you talk about contribution during these critical years and how we have evolved from where we were in television and how we were in stadium, what we were in all of it, Pat Bowlen spent that kind of time. I do distinguish an owner that did change the course. Pat changed the course."

Former NBC Sports Chairman Dick Ebersol (2/3/16): "They should drive (Pat) immediately to the Hall of Fame. It was on his watch that the economic indicator of the NFL, which has always been positive, went into super orbit."

ESPN's John Clayton (8/3/14): "I think it's inevitable (Pat) gets in (to the Pro Football Hall of Fame). He's what you want for an owner. He has his priorities taken care of. He's always made his franchise the best possible. He never scrimped on money. He never scrimped on resources. He always created a classy organization. So he's a winner on that front. His involvement in league issues is another big factor."

TEAM SUCCESS

* - Pat Bowlen is the first owner in professional football history to achieve 300 overall wins in his first 30 years.

* - In Pat Bowlen's 33 years as owner of the Broncos, the team has more Super Bowl appearances (7) than losing seasons (5), including three World Championships.

* - No team in NFL history has appeared in more Super Bowls (7) under a single owner than the Broncos have under Pat Bowlen. He is one of only seven owners in NFL history to preside over a team that has three or more Super Bowl wins.

PAT BOWLEN OWNERSHIP PROFILE, cont.

* - The Broncos' 20 winning seasons and 18 playoff berths since 1984 are the most under a single owner in the NFL during that span. The Broncos have an NFL-low five losing seasons under Mr. Bowlen (never in consecutive years).

* - During Pat Bowlen's ownership, the Broncos have the most regular-season wins (319) in the NFL as well as the highest winning percentage (.616), which ranks third in all of professional sports (trailing only the NBA's San Antonio Spurs and Los Angeles Lakers).

* - Pat Bowlen has helped Denver become the only NFL franchise to win at least 90 games in each of the last three decades (the Broncos are well on pace to win 90 games in the 2010s, needing only to finish out the decade with a 22-34 or better record to achieve that mark).

* - Under Pat Bowlen, the Broncos were the only AFC team to appear in three Super Bowls in the 1980s. They were also the only team from the conference to win a Super Bowl in the 1990s, capturing back-to-back World Championships in 1997-98 while setting an NFL record for most overall wins (33-6, .846) in a two-year period.

NFL IMPACT

* - Mr. Bowlen served on nine National Football League committees during his ownership of the Broncos:

NFL Management Council Executive Committee (co-chair)

NFL Broadcasting Committee (chairman)

NFL Compensation Committee

NFL Network Committee

Pro Football Hall of Fame Committee

NFL Business Ventures Committee

NFL Finance Committee

Los Angeles Working Group Committee

NFL Workplace Diversity Committee

* - In his role as Chair of the NFL Broadcast Committee, Mr. Bowlen led the negotiations of the NFL's \$18 billion TV contract in 1998, the most lucrative single-sport contract in history.

* - In 1993, Mr. Bowlen gave an ultimatum to the networks that procured a bidding war, bringing FOX (NFC) and NBC (AFC) on as league broadcast partners and nearly doubling the television revenue from those streams.

Dallas Cowboys Owner Jerry Jones (2/3/16): "It was a watershed day. It changed NFL history and the game's relationship with TV."

* - Mr. Bowlen also was a key influencer in the 2006 launch of NBC's Sunday Night Football, which has become the most-watched TV program in the country.

Former NBC Sports Chairman Dick Ebersol (9/7/14): "As chairman of the TV committee, Pat Bowlen had more to do with how we watch football in America right now than anybody else in the league. He was the single major force in getting Sunday Night Football. It never would have happened without him."

* - In 1993, Mr. Bowlen fought to establish the introduction of the "franchise tag" in the Collective Bargaining Agreement, helping teams secure the rights to their key players.

Former NFL Commissioner Paul Tagliabue (1/28/14): "The franchise player tag, it was Pat who said, 'Call it the Elway Rule, call it whatever you want, but we're not letting our best player go out on the market.' It doesn't make sense from the fans' standpoint. That's what builds fan bases is continuity with the great players. That's what we as the league called the franchise tag in the beginning, the Elway Rule."

* - In his position as co-chair of the NFL Management Council Executive Committee, Mr. Bowlen played a key role in the six-year extension of the Collective Bargaining Agreement in 2006 and again was part of the new CBA discussions for the 10-year extension in 2011 that ensured labor peace for the next decade.



OWNER PAT BOWLEN

PAT BOWLEN OWNERSHIP PROFILE, cont.

Former NFL Commissioner Paul Tagliabue (1/28/14): "When we had tough issues, I'd tell (players union boss) Gene Upshaw, 'Go talk to Pat Bowlen.' And he'd say, 'Why Bowlen?' And I'd say: 'Because he's realistic. If he says it, you can take it to the bank that it's something we as a league are willing to stand by.'"

* - Mr. Bowlen played an important role in the formation of NFL Network in 2003 and worked to increase its distribution among cable providers and its overall growth.

INTERNATIONAL GROWTH

* - The Broncos have played eight international games in six different countries under Mr. Bowlen's ownership (7 American Bowl, 1 regular season in London), marking the third-most such games in league history.

Former Broncos GM John Beake (8/3/14): "I remember when they first started the American Bowl, Pat would raise his hand. We went to (seven). He loved that. He loved taking the team over and expanding the game globally."

STADIUM EXPANSION / FAN EXPERIENCE

* - Pat Bowlen opened Sports Authority Field at Mile High in 2001, beginning a three-year period in which eight new stadiums opened around the NFL.

* - With a continued emphasis of improving the fan experience, he commissioned \$30 million worth of upgrades to Sports Authority Field at Mile High during the 2013 offseason that included increasing the size of the scoreboard by three times and improving the audio/visual elements, connectivity, suites and concourses.

FRANCHISE STABILITY / POPULARITY

* - During Mr. Bowlen's 33 years of ownership, the Broncos have sold out every regular-season and postseason contest (NFL-high 280 sellouts) as part of the club's 46-year, 383-game sellout streak that is the longest in NFL history in one city.

Patriots Chairman and CEO Robert Kraft (7/23/14): "Over the 30 years he's built an environment up there that I think everyone in the NFL would like to copy."

* - Mr. Bowlen's 33 years of ownership are the 13th-most in pro football history among single owners. He is the second-longest tenured owner in the NFL at this time.

* - Pat Bowlen helped put the Rocky Mountain Region on the professional sports map with the sustained success of the Broncos. In addition to the team's local popularity, a 2014 Harris Poll identified the Broncos as "America's Team."

PAT BOWLEN FASTEST TO 300 WINS

Broncos Owner Pat Bowlen earned his 300th win in Week 10 against San Diego in 2013 to become the first owner in professional football history to reach 300 wins in 30 years.

Mr. Bowlen also was the second-fastest owner to 300 wins in terms of games.

FEWEST YEARS TO REACH 300 OVERALL WINS BY AN OWNER, PROFESSIONAL FOOTBALL HISTORY

Owner	Years
1. Pat Bowlen, Den.	30
2. Al Davis, Oak.	31
3. Lamar Hunt, K.C.	38
4. Art Modell, Cle./Bal.	39
5. Ralph Wilson, Buf.	40

BOWLEN ERA MARKED BY ACHIEVEMENT

Introduced as the majority owner of the Denver Broncos on March 23, 1984, Pat Bowlen has positioned the Broncos among the league's top franchises during the last three decades.

REGULAR-SEASON WINS, NFL, 1984-PRES.

Team	No.
1. Denver	319
2. New England	315
3. San Francisco	309
4. Pittsburgh	305
5. Green Bay	297

OVERALL WINS, NFL, 1984-PRES.

Team	No.
1. New England	343
2. Denver	340
3. San Francisco	333
4. Pittsburgh	325
5. Green Bay	316

DIVISION TITLES, NFL, 1984-PRES.

Team	No.
1. New England	16
2. Denver	13
Pittsburgh	13
San Francisco	13
5. Green Bay	11
Indianapolis	11

SEASONS WITH A .500 OR BETTER RECORD, NFL, 1984-PRES.

Team	No.
1. Denver	27
2. New England	25
Green Bay	25
4. Pittsburgh	24
5. Miami	23

CONFERENCE CHAMP. GAMES, NFL, 1984-PRES.

Team	No.
1. New England	12
2. San Francisco	11
3. Denver	9
Pittsburgh	9

SUPER BOWL APPEARANCES, NFL, 1984-PRES.

Team	No.
1. Denver	7
New England	7
3. N.Y. Giants	5
San Francisco	5
5. Buffalo	4
Pittsburgh	4

SUPER BOWL WINS, NFL, 1984-PRES.

Team	No.
1. San Francisco	4
New England	4
3. Denver	3
Dallas	3
N.Y. Giants	3



JOHN ELWAY / HEAD COACH GARY KUBIAK

ELWAY HAS BRONCOS BACK TO WINNING WAYS

Since John Elway was hired in 2011 (and coming off a 4-12 record in 2010), the Broncos have posted the second-most regular-season wins (63) in the NFL.

MOST REGULAR-SEASON WINS, NFL, 2011-PRES.

Team	W	L	T	Playoff App.
1. New England	68	20	0	5
2. Denver	64	24	0	5
3. Green Bay	60	26	1	5
4. Seattle	57	29	1	4
5. Cincinnati	55	31	1	5

BRONCOS NFL RANKS UNDER JOHN ELWAY (2011-PRES.)

Statistic	No.	Rk.
Reg. Season Wins	64	2nd
Playoff Wins	6	T-3rd
Overall Wins	70	2nd
Playoff Berths	5	T-1st
Division Titles	5	T-1st
Super Bowl Appearances	2	T-1st
Super Bowl Wins	1	T-1st

ELWAY HAS AN EYE FOR TALENT

During John Elway's five seasons as an executive, he has signed or extended the contracts of 14 players who have combined for 24 Pro Bowl selections with the Broncos.

Elway is the only NFL general manager during the last five years to acquire future Pro Bowl players through the draft, street free agency, unrestricted free agency and college free agency.

BRONCOS TO MAKE THE PRO BOWL AFTER BEING ACQUIRED OR HAVING CONTRACT EXTENDED BY JOHN ELWAY

Year	Player	Pro Bowls
2011	CB Champ Bailey (extension)	2
	CB Chris Harris Jr. (CFA)	2
	LB Von Miller (Draft)	4
	RB Willis McGahee (FA)	1
	TE Julius Thomas (Draft)	2
2012	QB Peyton Manning (FA)	3
	K Matt Prater (extension)	1
2013	RB C.J. Anderson (CFA)	1
	T Ryan Clady (extension)	1
	G Louis Vasquez (UFA)	1
2014	WR Emmanuel Sanders (UFA)	1
	CB Aqib Talib (UFA)	2
	S T.J. Ward (UFA)	1
	OLB DeMarcus Ware (FA)	2

KUBIAK KNOWS HOW TO WIN

Gary Kubiak, who was hired as the 15th head coach in Denver Broncos history on Jan. 19, is a 23-year NFL coaching veteran and a four-time Super Bowl champion.

In his 32 years in the NFL, including his nine years as a player, Kubiak has been a part of the second-most total wins among active NFL head coaches.

ACTIVE NFL HEAD COACHES WHO HAVE BEEN A PART OF THE MOST NFL TOTAL WINS (REG. SEASON + POSTSEASON)

Coch	Player	Assistant	Head Coach	Total
1. Bill Belichick	0	195	253	448
2. Gary Kubiak	81	151	84	316
3. Jeff Fisher	23	92	177	292
4. Ron Rivera	94	139	52	285
5. Andy Reid	0	84	177	261

KUBIAK LEADS DENVER TO SUPER BOWL TITLE IN FIRST SEASON

With Denver's win against Carolina in Super Bowl 50, Gary Kubiak became just the fourth individual in NFL history to win a World Championship in his first year as head coach of a team.

Kubiak, who became the first individual to appear in a Super Bowl as a head coach for the same team he played in a Super Bowl for, has participated in seven Super Bowls as a player, assistant coach, coordinator or head coach.

HEAD COACHES TO WIN THE SUPER BOWL IN THEIR FIRST YEAR WITH A TEAM

Year	Coach	Team	Opp. (Result)
1970	Don McCaffrey	Baltimore	vs. Dal. (W, 16-13)
1989	George Seifert	San Francisco	vs. Den. (W, 55-10)
2002	Jon Gruden	Tampa Bay	vs. Oak. (W, 48-21)
2015	Gary Kubiak	Denver	vs. Car. (W, 24-10)

GARY KUBIAK'S SUPER BOWL APPEARANCES (wins in BOLD)

SB	Team	Position
XXI	Denver	Player
XXII	Denver	Player
XXIV	Denver	Player
XXIX	San Francisco	Quarterbacks
XXXII	Denver	Offensive Coord./QBs
XXXIII	Denver	Offensive Coord./QBs
50	Denver	Head Coach

KUBIAK AMONG MOST SUCCESSFUL FIRST-YEAR COACHES

Gary Kubiak led the Broncos to 12 wins and the AFC's No. 1 seed in his initial season as head coach of the Broncos. His 12 wins tied Red Miller (1977) for the most by a Broncos first-year head coach.

MOST WINS BY A BRONCOS FIRST-YEAR HEAD COACH

Head Coach	Year	No.
1. Gary Kubiak	2015	12
Red Miller	1977	12
3. Dan Reeves	1981	10
4. Wade Phillips	1993	9
5. John Fox	2011	8
Josh McDaniels	2009	8
Mike Shanahan	1995	8

BRONCOS COACHING RECORDS

Below is a look at the overall records (regular season and playoffs) for all of Denver's head coaches in the club's 57-year history.

BRONCOS ALL-TIME HEAD COACHES' OVERALL RECORDS

Head Coach	Years	W	L	T	Pct.
Frank Filchuck	1960-61	7	20	1	.268
Jack Faulkner	1962-64	9	22	1	.297
Mac Speedie*	1964-66	6	19	1	.250
Ray Malavasi*	1966	4	8	0	.333
Lou Saban	1967-71	20	42	3	.331
Jerry Smith*	1971	2	3	0	.400
John Ralston	1972-76	34	33	3	.507
Red Miller	1977-80	42	25	0	.627
Dan Reeves	1981-92	117	79	1	.596
Wade Phillips	1993-94	16	17	0	.485
Mike Shanahan	1995-2008	146	91	0	.616
Josh McDaniels	2009-10	11	17	0	.393
Eric Studesville*	2010	1	3	0	.250
John Fox	2011-14	49	22	0	.690
Gary Kubiak	2015-pres.	21	6	0	.778

*Interim Head Coach



HEAD COACH GARY KUBIAK

PRO BOWL PLAYERS COACHED BY KUBIAK

Broncos Head Coach Gary Kubiak has coached 34 players who have earned a total of 61 Pro Bowl selections at 12 different positions during his coaching career.

PRO BOWL PLAYERS COACHED BY KUBIAK AS A POSITION COACH, COORDINATOR OR HEAD COACH

Player	Position	Pro Bowls	Year(s)
Duane Brown	T	2	2012-13
Dwayne Carswell	TE	1	2001
Brian Cushing	LB	1	2010
Owen Daniels	TE	2	2009, '12
Terrell Davis	RB	3	1996-98
John Elway	QB	3	1996-98
Justin Forsett	RB	1	2014
Arian Foster	RB	3	2010-12
Brian Greise	QB	1	2000
Chris Harris Jr.	CB	1	2015
Andre Johnson	WR	6	2007, '09-13
Tony Jones	T	1	1998
Johnathan Joseph	CB	1	2012
Vonta Leach	FB	1	2011
Jerome Mathis	WR	1	2006
Ed McCaffrey	WR	1	1998
Anthony Miller	WR	1	1995
Von Miller	OLB	1	2015
Chris Myers	C	1	2012
Tom Nalen	C	5	1997-2000, '03
Clinton Portis	RB	1	2003
DeMeco Ryans	LB	2	2008, '10
Matt Schaub	QB	2	2010, '12
Mark Schlereth	G	1	1998
Shannon Sharpe	TE	4	1995-98
Rod Smith	WR	3	2000-01, '05
Wade Smith	G	1	2012
Aqib Talib	CB	1	2015
Steve Young	QB	1	1994
DeMarcus Ware	OLB	1	2015
J.J. Watt	DE	2	2012-13
Mario Williams	DE	2	2009-10
Marshal Yanda	G	1	2014
Gary Zimmerman	T	2	1995-96
Totals	34 plrs./12 pos.	61	

KUBIAK GETS IT DONE WITH DIFFERENT QBs

Broncos Head Coach Gary Kubiak has led Denver to win streaks of three or more games with three different quarterbacks in the last two seasons, joining Mike Ditka and John Robinson (both from 1985-86) as the last three head coaches to accomplish that feat.

Denver also became the first NFL team since the 1986 Chicago Bears to win six straight games using four different quarterbacks.

MOST RECENT NFL TEAMS TO FEATURE THREE QUARTERBACKS WITH THREE-GAME WIN STREAKS IN A TWO-YEAR SPAN

Team	Years	Head Coach	Quarterback	Streak
L.A. Rams	1985-86	John Robinson	Dieter Brock	7
			Jim Everett	3
			Steve Bartkowski	3
Chicago	1985-86	Mike Ditka	Jim McMahon	17
			Steve Fuller	4
			Mike Tomczak	7
Denver	2015-16	Gary Kubiak	Peyton Manning	7
			Brock Osweiler	3
			Trevor Siemian	4

LAST TWO NFL TEAMS TO WIN SIX CONSECUTIVE GAMES USING FOUR DIFFERENT QUARTERBACKS

Team	Season(s)	Quarterbacks
Chicago	1986	D. Flutie, S. Fuller, J. McMahon, M. Tomczak
Denver	2015-16	B. Osweiler, P. Manning, T. Siemian, P. Lynch

KUBIAK'S YEAR-BY-YEAR COACHING BREAKDOWN

Year	Position	Team/School	Rec.	Postseason
1992	Running Backs	Texas A&M University	12-0	Cotton Bowl (0-1)
1993	Running Backs	Texas A&M University	10-1	Cotton Bowl (0-1)
1994	Quarterbacks	San Francisco 49ers	13-3	World Champions (3-0)
1995	O.C./QB	Denver Broncos	8-8	
1996	O.C./QB	Denver Broncos	13-3	Playoffs (0-1)
1997	O.C./QB	Denver Broncos	12-4	World Champions (4-0)
1998	O.C./QB	Denver Broncos	14-2	World Champions (3-0)
1999	O.C./QB	Denver Broncos	6-10	
2000	O.C./QB	Denver Broncos	11-5	Playoffs (0-1)
2001	O.C./QB	Denver Broncos	8-8	
2002	O.C./QB	Denver Broncos	9-7	
2003	O.C.	Denver Broncos	10-6	Playoffs (0-1)
2004	O.C.	Denver Broncos	10-6	Playoffs (0-1)
2005	O.C.	Denver Broncos	13-3	Playoffs (1-1)
2006	Head Coach	Houston Texans	6-10	
2007	Head Coach	Houston Texans	8-8	
2008	Head Coach	Houston Texans	8-8	
2009	Head Coach	Houston Texans	9-7	
2010	Head Coach	Houston Texans	6-10	
2011	Head Coach	Houston Texans	10-6	Playoffs (1-1)
2012	Head Coach	Houston Texans	12-4	Playoffs (1-1)
2013	Head Coach	Houston Texans	2-11	
2014	O.C.	Baltimore Ravens	10-6	Playoffs (1-1)
2015	Head Coach	Denver Broncos	12-4	World Champions (3-0)
2016	Head Coach	Denver Broncos	6-2	

BREAKDOWN OF GARY KUBIAK'S RECORD COACHING FOOTBALL

Category	W	L	T	Pct.
Regular season record as an NFL head coach	78	70	0	.527
Postseason record as an NFL head coach	5	2	--	.714
Overall record as an NFL head coach	84	72	0	.538
Regular season record as an NFL assistant coach	137	71	0	.659
Postseason record as an NFL assistant coach	14	8	--	.636
Overall record as an NFL assistant coach	151	79	0	.657
Overall record as an NFL coach	235	151	0	.609
Regular season record as a collegiate assistant coach	22	1	0	.957
Postseason record as a collegiate assistant coach	1	2	--	.000
Overall record as a collegiate assistant coach	22	3	0	.880
Overall record coaching football	257	154	0	.625



ASSISTANT COACHES / OFFENSIVE NOTES

BRONCOS BOAST EXPERIENCED COORDINATORS

Broncos Offensive Coordinator Rick Dennison (13 yrs.), Defensive Coordinator Wade Phillips (25 yrs.) and Special Teams Coordinator Joe DeCamillis (24 yrs.) represented the most experienced trio of coordinators in the league with 62 combined years of coordinator experience.

TEAMS WITH MOST EXPERIENCED COORDINATOR GROUP, NFL, 2016 (Totals include 2016 season)

Team	Coordinator	Exp.
1. Denver	Rick Dennison (OC)*	13
	Wade Phillips (DC)	25
	Joe DeCamillis (STC)	24
	Total	62
2. Tennessee	Terry Robiskie (OC)	7
	Dick LeBeau (DC)**	29
	Steve Hoffman (STC)***	5
	Total	41
3. Oakland	Bill Musgrave (OC)****	9
	Ken Norton Jr. (DC)	2
	Brad Seely (STC)	28
	Total	39
Baltimore	Marty Mornhinweg (OC)^	14
	Dean Pees (DC)	9
	Jerry Rosburg (STC)	16
	Total	39
5. Atlanta	Kyle Shanahan (OC)	9
	Richard Smith (DC)	6
	Keith Armstrong (STC)	20
	Total	35

*Spent four seasons as special teams coordinator

**Spent three seasons as special teams coordinator

***Took over as special teams coordinator in Week 5 in 2016

****Was offensive coordinator for final 10 games in 1998

^Took over as offensive coordinator in Week 6 in 2016

2016 BRONCOS ASSISTANT COACHING STAFF

(S) - Sideline; (B) Coaching Booth

OFFENSE

Rick Dennison (B)	Offensive Coordinator
Clancy Barone (S)	Offensive Line
James Cregg (B)	Assistant Offensive Line
Greg Knapp (S)	Quarterbacks/Passing Game/Coord.
Klint Kubiak (B)	Offensive Assistant/Quarterbacks
Marc Lubick (B)	Assistant Wide Receivers
Brian Pariani (S)	Tight Ends
Eric Stutesville (S)	Running Backs
Tyke Tolbert (S)	Wide Receivers

DEFENSE

Wade Phillips (S)	Defensive Coordinator
Chris Beake (B)	Defensive Assistant/Defensive Line
Samson Brown (B)	Assistant Defensive Backs
Reggie Herring (S)	Linebackers
Bill Kollar (S)	Defensive Line
Fred Pagac (B)	Outside Linebackers
Joe Woods (S)	Defensive Backs

SPECIAL TEAMS

Joe DeCamillis (S)	Special Teams Coordinator
Tony Coaxum (B)	Assistant Special Teams

STRENGTH AND CONDITIONING

Luke Richesson (S)	Strength and Conditioning
Mike Eubanks (S)	Assistant Strength and Conditioning
Anthony Lomando (S)	Assistant Strength and Conditioning
Dennis Love (S)	Assistant Strength and Conditioning

DENNISON HAS STRONG BRONCOS ROOTS

Rick Dennison is in his 28th overall year with the Broncos and his fifth as the club's offensive coordinator (2006-08, '15-pres.).

A linebacker for the Broncos for nine seasons (1982-90), Dennison has also worked for the club as an offensive assistant (1995-96), special teams coach (1997-2000) and offensive line coach (2001-05, '09).

Dennison's 16 years of service on the Broncos' coaching staff are the third most in franchise history. His 25 total years with Denver represents the most in team history for a player/coach.

MOST YEARS OF COACHING EXPERIENCE WITH THE BRONCOS

Coach	Position	Year(s)
1. Mike Shanahan	Wide Receivers	1984 (1)
	Offensive Coord.	1985-87 (3)
	Quarterbacks	1989-90 (2)
	Offensive Coord.	1991 (1)
	Head Coach	1995-2008 (14)
	Total	21
2. Joe Collier	Defensive Backfield	1969-71 (3)
	Defensive Coord.	1972-81 (10)
	Asst. Head Coach/Defense	1982-88 (7)
	Total	20
3. Stan Jones	Defensive Line	1967-71, '76-88 (18)
	Total	18
4. Rick Dennison	Offensive Assistant	1995-96 (2)
	Special Teams	1997-2000 (4)
	Offensive Line	2001-05 (5)
	Offensive Coord.	2006 (1)
	Offensive Coord./Off. Line	2007-08 (2)
	Offensive Line	2009 (1)
	Offensive Coord.	2015 (1)
	Total	16
5. Bobby Turner	Running Backs	1995-2009 (15)
	Total	15

MOST YEARS OF EXPERIENCE WITH THE BRONCOS AS A COACH/PLAYER

Name	Player	Coach	Total
1. Rick Dennison	9	16	25
2. Barney Chavous	13	11	24
3. Gary Kubiak	9	12	21
Mike Shanahan	0	21	21
5. Joe Collier	0	20	20

DENNISON'S YEAR-BY-YEAR COORDINATOR TOTALS

Rick Dennison's units have averaged a No. 12 total ranking during his eight seasons as an NFL offensive coordinator.

RICK DENNISON'S YEARLY OFFENSIVE TOTALS/RANKINGS

AS OFFENSIVE COORDINATOR

Year	Team	Pass Off.	Rush Off.	Total Off.	Scoring Off.
2006	Denver	174.9 (25)	134.5 (8)	309.4 (21)	19.9 (17)
2007	Denver	224.0 (13)	122.3 (9)	346.3 (11)	20.0 (21)
2008	Denver	279.4 (3)	116.4 (12)	395.8 (2)	23.1 (16)
2010	Houston	259.0 (4)	127.6 (7)	400.8 (3)	24.4 (9)
2011	Houston	219.1 (18)	153.9 (2)	384.0 (13)	23.9 (10)
2012	Houston	239.4 (11)	132.7 (8)	385.6 (7)	26.0 (8)
2013	Houston	238.3 (15)	108.9 (20)	370.4 (11)	17.3 (31)
2015	Denver	248.1 (14)	107.4 (17)	355.5 (15)	22.2 (19)
2016	Denver	221.6 (27)	104.8 (20)	326.4 (27)	24.3 (12)
	Averages	233.8 (14)	123.2 (11)	363.8 (12)	22.3 (16)



OFFENSIVE NOTES

BRONCOS GO WITH SIEMIAN

The Broncos are just the fourth Super Bowl champion to open the following season with a different quarterback.

DEFENDING SUPER BOWL CHAMPIONS TO START A DIFFERENT QUARTERBACK IN WEEK 1 THE FOLLOWING SEASON

Team	SB	Quarterback	Next Yr.	Quarterback
Dallas	VI	Roger Staubach	1972	Craig Morton
Denver	XXXIII	John Elway	1999	Brian Griese
Baltimore	XXXV	Trent Dilfer	2001	Elvis Grbac
Denver	50	Peyton Manning	2016	Trevor Siemian

SIEMIAN WINS FIRST FOUR GAMES AS A STARTER

Trevor Siemian earned wins in each of his first four starts this season to become the fifth quarterback to win his first four starts with the Broncos.

Siemian is the only player to begin his NFL career with four consecutive wins as a member of the Broncos.

MOST CONSECUTIVE WINS BY A QUARTERBACK TO START HIS BRONCOS CAREER

Player	Year(s)	No.
1. Kyle Orton	2009	6
Craig Morton	1977	6
3. Trevor Siemian	2016	4*
Jake Plummer	2003	4
Bubby Brister	1998	4

*Denotes first NFL starts

SIEMIAN WINS STARTING DEBUT

Trevor Siemian became the sixth quarterback drafted by Denver to earn a win in his first NFL start.

QUARTERBACKS DRAFTED BY DENVER TO START FOR THE TEAM

Player	Year Drafted	Rd. (Ovr.)	GS w/Denver
Mickey Slaughter	1963	7 (N/A)	19
Scotty Glacken	1966	7 (N/A)	1
Marlin Briscoe	1968	14 (357)	5
Chuck Pastrana	1969	11 (270)	3
John Hufnagel	1973	14 (348)	1
Craig Penrose	1976	4 (107)	4
Mark Herrmann	1981	4 (98)	1
Gary Kubiak	1983	8 (197)	5
Tommy Maddox	1992	1 (25)	4
Brian Griese	1998	3 (91)	51
Jarious Jackson	2000	7 (214)	1
Jay Cutler	2006	1 (11)	37
Tim Tebow	2010	1 (25)	14
Brock Osweiler	2012	2 (57)	7
Trevor Siemian	2015	7 (250)	7
Paxton Lynch	2016	1 (26)	1

QUARTERBACKS DRAFTED BY DENVER TO WIN THEIR STARTING DEBUT

Player	Date	Res./Opp.	Att.	Cmp.	Yds.	TD	INT	Rtg.
Mickey Slaughter	9/29/1963	W, 14-10 vs. Bos.	18	7	109	0	2	20.1
Marlin Briscoe	10/6/1968	W, 10-7 vs. Cin.	11	4	37	0	0	46.4
Craig Penrose	12/5/1976	W, 17-16 vs. K.C.	27	11	176	2	2	57.0
Gary Kubiak	11/20/1983	W, 38-27 vs. Sea.	18	10	165	1	1	81.9
Brock Osweiler	11/22/2015	W, 17-15 at Chi.	27	20	250	2	0	127.1
Trevor Siemian	9/8/2016	W, 21-20 vs. Car.	26	18	178	1	2	69.1

SIEMIAN IMPRESSIVE IN FIRST ROAD START

Broncos quarterback Trevor Siemian completed 23-of-35 passes (65.7%) for 312 yards with four touchdowns (132.1 rtg.) against Cincinnati in Week 3 to become the first player in NFL history with 300 passing yards, four passing touchdowns and zero interceptions in his first career road start.

His performance marked just the third time any Broncos quarterback has reached those totals in a road game. The two previous occurrences were by Peyton Manning during his 2013 MVP season.

BRONCOS TO THROW FOR 300 YARDS AND THREE TOUCHDOWNS WITHOUT AN INTERCEPTION IN A ROAD GAME

Player	Opp. (Date)	Att.	Cmp.	Pct.	Yds.	TD	INT	Rtg.
Peyton Manning	at S.D. (11/10/13)	36	25	69.4	330	4	0	135.2
Peyton Manning	at Hou. (12/22/13)	51	32	62.7	400	4	0	113.2
Trevor Siemian	at Cin. (9/25/16)	35	23	65.7	312	4	0	132.1

LYNCH MAKES FIRST CAREER START

Broncos quarterback Paxton Lynch, who was selected by Denver with the 26th overall pick in the 2016 NFL Draft, made his professional starting debut in Week 5 against Atlanta.

Lynch completed 23-of-35 passes (65.7%) for 223 yards with one touchdown and one interception (81.0 rtg.). His 23 completions were one shy of the Broncos record for a starting debut (Brian Griese, 24 vs. Mia., 9/13/99).

MOST COMPLETIONS BY A QUARTERBACK IN HIS BRONCOS STARTING DEBUT

Player	Opponent (Date)	No.
1. Brian Griese	vs. Mia. (9/13/1999)	24
2. Paxton Lynch	vs. Atl. (10/9/2016)	23
3. Ken Karcher	vs. Hou (10/4/1987)	22
4. Steve DeBerg	at Cin. (11/22/1981)	21
5. Charley Johnson	at Oak. (10/22/1972)	20
Brock Osweiler	at Chi. (11/22/2015)	20
Hugh Millen	at LAA (12/11/1994)	20

THOMAS IN ELITE COMPANY

Broncos wide receiver Demaryius Thomas posted 105 receptions for 1,304 yards in 2015 to join Marvin Harrison (1999-2002) and Torry Holt (2002-05) as the only players in league history with four consecutive seasons totaling at least 90 catches and 1,300 receiving yards.

MOST CONSECUTIVE SEASONS WITH 90 RECEPTIONS AND 1,300 RECEIVING YARDS, NFL HISTORY

Player	No.	Years
1. Demaryius Thomas, Den.	4	2012-15
Torry Holt, Stl.	4	2002-05
Marvin Harrison, Ind.	4	1999-2002

THOMAS' 1,000-YARD SEASONS

Broncos wide receiver Demaryius Thomas has topped 1,000 receiving yards in each of the last four seasons, joining Ring of Famer Rod Smith as the only players in franchise history to accomplish that feat.

MOST CONSECUTIVE SEASONS WITH 1,000 RECEIVING YARDS, BRONCOS HISTORY

Player	No.	Years
1. Rod Smith	6	1997-2002
2. Demaryius Thomas	4*	2012-15
3. Brandon Marshall	3	2007-09
Ed McCaffrey	3	1998-2000

*active streak



OFFENSIVE NOTES

THOMAS WORKS HIS WAY UP TEAM RECORD BOOKS

Broncos wide receiver Demaryius Thomas owns two of the Top 5 single-season reception totals in team history and three of the Top 5 single-season receiving yardage totals in franchise annals.

MOST RECEPTIONS, SINGLE SEASON, BRONCOS HISTORY

Player	Year	Rec.
1. Rod Smith	2000	113
2. Demaryius Thomas	2014	111
3. Demaryius Thomas	2015	105
4. Brandon Marshall	2008	104
5. Brandon Marshall	2007	102

MOST RECEIVING YARDS, SINGLE SEASON, BRONCOS HISTORY

Player	Year	Yds.
1. Demaryius Thomas	2014	1,619
2. Rod Smith	2000	1,602
3. Brandon Lloyd	2010	1,448
4. Demaryius Thomas	2012	1,434
5. Demaryius Thomas	2013	1,430

THOMAS TOP FIVE IN BRONCOS CAREER RECEIVING

Broncos wide receiver Demaryius Thomas currently ranks fourth in Broncos history in receptions (498) and third in receiving yards (7,156) and receiving touchdowns (50).

MOST CAREER RECEPTIONS, BRONCOS HISTORY

Player	Rec.
1. Rod Smith	849
2. Shannon Sharpe	675
3. Lionel Taylor	543
4. Demaryius Thomas	498
5. Ed McCaffrey	462

MOST CAREER RECEIVING YARDS, BRONCOS HISTORY

Player	Yds.
1. Rod Smith	11,389
2. Shannon Sharpe	8,439
3. Demaryius Thomas	7,156
4. Lionel Taylor	6,872
5. Ed McCaffrey	6,200

MOST CAREER RECEIVING TOUCHDOWNS, BRONCOS HISTORY

Player	TD
1. Rod Smith	68
2. Shannon Sharpe	55
3. Demaryius Thomas	51
4. Ed McCaffrey	46
5. Haven Moses	44
Lionel Taylor	44

THOMAS IS DENVER'S ALL-TIME LEADING POSTSEASON RECEIVER

Broncos wide receiver Demaryius Thomas owns the most receptions (53) and receiving touchdowns (6) in Broncos postseason history while ranking second in team playoff annals with 759 receiving yards.

MOST CAREER RECEPTIONS, BRONCOS POSTSEASON HISTORY

Player	Rec.
1. Demaryius Thomas	53
2. Rod Smith	49
3. Shannon Sharpe	47
4. Vance Johnson	40
5. Ed McCaffrey	36

MOST CAREER RECEIVING YARDS, BRONCOS POSTSEASON HISTORY

Player	Yds.
1. Rod Smith	860
2. Demaryius Thomas	759
3. Vance Johnson	715
4. Shannon Sharpe	505
5. Ed McCaffrey	490

MOST CAREER RECEIVING TOUCHDOWNS, BRONCOS POSTSEASON HISTORY

Player	TD
1. Demaryius Thomas	6
Rod Smith	6
3. Vance Johnson	4
4. Eight players	2

THOMAS' 100-YARD GAMES

Broncos wide receiver Demaryius Thomas has produced 33 career 100-yard receiving games (including playoffs) to represent the most in Broncos history and tie for the second most in the NFL since 2011 when he recorded his first 100-yard output.

MOST 100-YARD RECEIVING GAMES, BRONCOS HISTORY (incl. playoffs)

Player	No.
1. Demaryius Thomas	33
2. Rod Smith	31
3. Lionel Taylor	24
4. Ed McCaffrey	18
Shannon Sharpe	18

MOST 100-YARD RECEIVING GAMES, NFL, 2011-PRES. (incl. playoffs)

Player	No.
1. Calvin Johnson, Det.	34
2. Demaryius Thomas, Den.	33
Julio Jones, Atl.	33
4. Brandon Marshall, Mia./Chi./NYJ	32
5. Antonio Brown, Pit.	30

THOMAS/SANDERS A DANGEROUS TANDEM

Broncos wide receivers Demaryius Thomas (105-1,304) and Emmanuel Sanders (76-1,135) posted the fourth-most combined receptions (181) and receiving yards (2,440) among receiving duos in the NFL in 2015.

MOST COMBINED RECEPTIONS BY AN OFFENSIVE TANDEM, NFL, 2015

Team	Tandem	Rec.
1. Atlanta	J. Jones (136) / D. Freeman (73)	209
2. Pittsburgh	A. Brown (136) / H. Miller (60)	196
3. N.Y. Jets	B. Marshall (109) / E. Decker (80)	189
4. Denver	D. Thomas (105) / E. Sanders (76)	181
Detroit	G. Tate (90) / C. Johnson (88)	178

MOST COMBINED RECEIVING YARDS BY AN OFFENSIVE TANDEM, NFL, 2015

Team	Tandem	Rec. Yds.
1. Pittsburgh	A. Brown (1,834) / M. Bryant (765)	2,599
2. N.Y. Jets	B. Marshall (1,502) / E. Decker (1,027)	2,529
3. Atlanta	J. Jones (1,871) / J. Tamme (657)	2,528
4. Denver	D. Thomas (1,305) / E. Sanders (1,135)	2,440
5. Jacksonville	A. Robinson (1,400) / A. Hurns (1,031)	2,431



OFFENSIVE / DEFENSIVE NOTES

THOMAS/SANDERS A DYNAMIC DUO

Wide receivers Demaryius Thomas and Emmanuel Sanders have each topped 100 receiving yards in the same game six times since 2014 to lead all NFL receiving duos during that span.

MOST GAMES WITH A RECEIVING DUO EACH
TOTALING 100 YARDS, NFL, SINCE 2014

Players	Team	No.
1. D. Thomas / E. Sanders	Denver	6
2. A. Brown / M. Bryant	Pittsburgh	3
R. Cobb / J. Nelson	Green Bay	3

GAMES WITH EMMANUEL SANDERS & DEMARIUS THOMAS EACH
RECORDING 100 RECEIVING YARDS

Opp. (Date)	Thomas	Sanders
vs. Arizona (10/5/14)	226	101
vs. San Diego (10/23/14)	105	120
at New England (11/2/14)	127	151
at St. Louis (11/16/14)	103	102
at Cleveland (10/18/15)	111	109
at Cincinnati (9/25/16)	100	117

SANDERS A BIG-PLAY THREAT

Broncos wide receiver Emmanuel Sanders is tied for fifth in the NFL with 31 receptions covering 25 or more yards since he joined the Broncos in 2014.

MOST 25+YARD RECEPTIONS, NFL, 2014-PRES.

Player	No.
1. T.Y. Hilton, Ind.	38
2. Antonio Brown, Pit.	37
Julio Jones, Atl.	37
4. Rob Gronkowski, N.E.	36
5. Emmanuel Sanders, Den.	31
DeSean Jackson, Phi./Was.	30

BRONCOS DOMINATING ON DEFENSE

The Broncos rank among the league leaders in nearly every significant defensive category through the first eight weeks of the season.

DENVER'S 2016 DEFENSIVE STATISTICAL RANKINGS

Statistic	No.	Rk.
Total Defense	301.3	3rd
Pass Defense	189.3	1st
Rush Defense	117.4	24th
Scoring Defense	17.0	5th
Sacks	26	T-1st
Interceptions	8	T-5th
Interception Return Yards	184	1st
Passes Defensed	50	2nd
Defensive Forced Fumbles	5	21st
Defensive Fumble Recoveries	5	T-7th

PHILLIPS' YEAR-BY-YEAR COORDINATOR TOTALS

Wade Phillips owns 24 years of experience as an NFL defensive coordinator with seven different teams.

In 2015, Phillips was honored as the Co-Assistant Coach of the Year by the Pro Football Writers of America. The first Broncos assistant to receive the honor, Phillips also received assistant coach of the year recognition in 2011 as Houston's defensive coordinator.

He joins Dom Capers (Pit., 1994; Jac., 1999) and Dick LeBeau (Pit., 2004, '08) as the only two-time winners of the award which was initiated by the PFWA in 1993.

WADE PHILLIPS' YEARLY DEFENSIVE TOTALS/RANKINGS
AS DEFENSIVE COORDINATOR

Year	Team	Pass Def.	Rush Def.	Total Def.	Scoring Def.
1981	N.O.	208.6 (20)	119.8 (11)	328.3 (11)	23.6 (24)
1982	N.O.	181.4 (8)	108.2 (10)	289.7 (5)	17.8 (8)
1983	N.O.	168.2 (1)	125.0 (11)	293.2 (2)	21.1 (12)
1984	N.O.	153.3 (1)	153.8 (26)	307.1 (4)	22.6 (19)
1985	N.O.	228.3 (23)	135.1 (19)	363.4 (24)	25.1 (22)
1986	Phi.	202.2 (14)	124.3 (19)	326.5 (17)	19.5 (12)
1987	Phi.	240.4 (28)	109.5 (9)	349.9 (23)	25.3 (25)
1988	Phi.	259.2 (28)	103.3 (6)	362.4 (27)	19.9 (14)
1989	Denver	176.7 (3)	98.8 (6)	275.4 (3)	14.1 (1)
1990	Denver	211.4 (21)	122.7 (17)	334.1 (20)	23.4 (23)
1991	Denver	172.2 (3)	112.1 (19)	284.3 (5)	14.7 (3)
1992	Denver	195.0 (18)	122.7 (23)	317.7 (22)	20.6 (19)
1995	Buffalo	218.9 (16)	101.6 (11)	320.5 (13)	20.9 (12)
1996	Buffalo	191.8 (8)	104.3 (14)	296.1 (9)	16.6 (6)
1997	Buffalo	191.3 (12)	112.0 (15)	303.3 (9)	22.9 (23)
2002	Atlanta	205.4 (16)	127.9 (23)	333.4 (19)	19.6 (8)
2003	Atlanta	237.5 (32)	144.3 (29)	381.8 (32)	26.4 (30)
2004	S.D.	253.3 (31)	81.7 (3)	335.0 (18)	19.6 (11)
2005	S.D.	224.9 (28)	84.3 (1)	309.3 (13)	19.5 (13)
2006	S.D.	200.8 (13)	100.8 (7)	301.6 (10)	18.9 (7)
2011	Houston	189.7 (3)	96.0 (4)	285.7 (2)	17.4 (4)
2012	Houston	225.8 (16)	97.5 (7)	323.3 (7)	20.7 (9)
2013	Houston	195.2 (3)	122.4 (23)	317.6 (7)	26.8 (24)
2015	Denver	199.6 (1)	83.6 (3)	283.1 (1)	18.5 (4)
2016	Denver	189.3 (1)	117.4 (24)	301.3 (3)	17.0 (5)
Averages		204.8 (14)	112.4 (14)	317.0 (12)	20.5 (14)

BRONCOS GETTING TO THE QUARTERBACK

The Broncos lead the NFL with 26 sacks and 75 quarterback hits through eight games this season.

MOST TEAM SACKS, NFL, 2016

Team	No.
1. Denver	26
Buffalo	26
3. Philadelphia	22
Seattle	22
Tennessee	22
Washington	22

MOST TEAM QUARTERBACK HITS, NFL, 2016

Team	No.
1. Denver	75
2. Washington	56
3. Cincinnati	52
4. Seattle	51
5. Buffalo	50
Minnesota	50



DEFENSIVE NOTES

BRONCOS LEAD NFL IN DEFENSIVE TDs SINCE '15

The Broncos have totaled nine total defensive touchdowns (6 INT ret.; 3 FUM ret.) since the start of the 2015 season (incl. playoffs) to tie for the most in the NFL during that span.

MOST DEFENSIVE TOUCHDOWNS, NFL, 2015-pres. (incl. playoffs)

Team	INT-TD	FUM-TD	Total
1. Denver	6	3	9
Carolina	7	2	9
Kansas City	6	3	9
4. Arizona	5	2	7
5. Three teams	-	-	6

DENVER'S DEFENSIVE TOUCHDOWNS, 2015-16

Opp. (Date)	Player	Defensive TD
vs. Bal. (9/13/15)	Aqib Talib	51-yd. INT ret.
at K.C. (9/17/15)	Bradley Roby	21-yd. FUM ret.
at Oak. (10/11/15)	Chris Harris	74-yd. INT ret.
at Cle. (10/18/15)	Aqib Talib	63-yd. INT ret.
at S.D. (12/6/15)	Danny Trevathan	25-yd. INT ret.
vs. Car. (2/7/16)	Malik Jackson	FUM rec. In EZ
vs. Ind. (9/18/16)	Aqib Talib	36-yd. INT ret.
vs. Ind. (9/18/16)	Shane Ray	15-yd. FUM ret.
vs. S.D. (10/30/16)	Bradley Roby	49-yd. INT ret.

DEFENSE SETTLES DOWN AFTER INITIAL DRIVES

The Broncos have given up an NFL-high 38 points during their opponents' eight initial drives this season (4.8 pts./drive) to contribute to the team's -38 scoring differential (54-16) in the first quarter.

However, Denver's defense has regularly put the clamps down its opponents thereafter, allowing just 92 points on its opponents' other 85 possessions (1.1 pts./drive).

BREAKDOWN OF DENVER'S OPPONENT POSSESSIONS

Opp. Possessions	No.	Pts.	Pts./Poss.
Opp. 1st Poss.	8	38	4.8
All Other Poss.	85	92	1.1
TOTAL	93	130	1.4

MILLER NAMED SUPER BOWL 50 MVP

Broncos outside linebacker Von Miller recorded six tackles (5 solo), 2.5 sacks (27 yds.), one pass defended and two forced fumbles in Denver's 24-10 win against Carolina in Super Bowl 50 to earn Game MVP honors.

Miller became just the 10th defensive player to win Super Bowl MVP honors.

DEFENSIVE PLAYERS TO BE NAMED SUPER BOWL MVP

Season	S.B.	Player	Pos.
1970	V	Chuck Howley, Dal.	Linebacker
1972	VII	Jake Scott, Mia.	Safety
1977	XII	Harvey Martin, Dal.	Defensive End
		Randy White, Da.	Defensive Tackle
1985	XX	Richard Dent, Chi.	Defensive End
1995	XXX	Larry Brown, Dal.	Cornerback
2000	XXXV	Ray Lewis, Bal.	Linebacker
2002	XXXVII	Dexter Jackson, T.B.	Safety
2013	XLVIII	Malcolm Smith, Sea.	Linebacker
2015	50	Von Miller, Den.	Linebacker

MILLER SETS BRONCOS PLAYOFF SACK RECORD

Von Miller recorded 2.5 sacks each in Denver's AFC Championship Game against New England and Super Bowl 50 against Carolina to set a franchise single-game playoff record.

Miller's five total sacks tie for the fourth most in the NFL in a single post-season since sacks became an official statistic beginning in 1982.

MOST SACKS, SINGLE GAME, BRONCOS POSTSEASON HISTORY

Player	Opponent (Date)	No.
1. Von Miller	vs. Carolina (2/7/16)	2.5
Von Miller	vs. New England (1/24/16)	2.5
2. Shaun Phillips	vs. San Diego (1/12/14)	2.0
Robert Ayers	vs. Pittsburgh (1/8/12)	2.0
Neil Smith	at Kansas City (1/4/98)	2.0
Alfred Williams	at Kansas City (1/4/98)	2.0
Simon Fletcher	at L.A. Raiders (1/9/94)	2.0
Simon Fletcher	vs. Cleveland (1/14/90)	2.0
Rulon Jones	vs. New England (1/4/87)	2.0
Lyle Alzado	vs. Dallas (1/15/78)	2.0
Rubin Carter	vs. Dallas (1/15/78)	2.0

MOST SACKS IN A SINGLE POSTSEASON, NFL, SINCE 1982

Player	Season	GP	Sk.
1. LaMarr Woodley, Pit.	2008	3	6.0
Michael McCrary, Bal.	2000	4	6.0
Richard Dent, Chi.	1985	3	6.0
4. Von Miller, Den.	2015	3	5.0
Terrell Suggs, Bal.	2010	2	5.0
Willie McGinest, N.E.	2003	3	5.0
Tony Tolbert, Dal.	1995	3	5.0

MILLER A FOUR-TIME PRO BOWLER

Broncos outside linebacker Von Miller was selected to his fourth career Pro Bowl in 2015 to join Hall of Fame running back Floyd Little and Ring of Fame safety Steve Atwater as the only players to make four Pro Bowls in their first five seasons with Denver.

MOST PRO BOWLS IN FIRST FIVE SEASONS WITH BRONCOS

Player	Pos.	No.
1. Von Miller	OLB	4
Steve Atwater	S	4
Floyd Little	RB	4*
4. Ryan Clady	T	3
Terrell Davis	RB	3
Riley Odoms	TE	3

*Total includes AFL All-Star selections

MILLER THIRD-FASTEST TO 70 SACKS

Broncos outside linebacker Von Miller (70 total sacks in first 81 games) tied for the third-fastest player in NFL history to compile 70 quarterback takedowns.

FASTEST PLAYERS TO REACH 70 CAREER SACKS, NFL HISTORY (incl. postseason)

Player	GP
1. Reggie White	57
2. J.J. Watt	76
3. Von Miller	81
Richard Dent	81



DEFENSIVE NOTES

MILLER JOINS ELITE BRONCOS SACK GROUP

Broncos outside linebacker Von Miller is one of just two players in franchise history (Elvis Dumervil, 2006-11) to post at least five sacks in each of his first six NFL seasons.

Miller currently ranks fifth on the franchise's all-time sack list with 68.5 career quarterback takedowns.

BRONCOS WITH FIVE SACKS IN EACH OF THEIR FIRST SIX NFL SEASONS

Player	Years	Sacks
Elvis Dumervil	2006-11*	63.5
Von Miller	2011-16	68.5

*spent 2010 season on injured reserve

MOST CAREER SACKS, BRONCOS HISTORY

Player	Years	No.
1. Simon Fletcher	1985-95	97.5
2. Karl Mecklenburg	1983-94	79.0
3. Barney Chavous	1973-85	75.0
4. Rulon Jones	1980-88	73.5
5. Von Miller	2011-pres.	68.5

*Note: Broncos sack totals before 1982 derived from play-by-play analysis

MILLER'S 10-SACK SEASONS

Broncos outside linebacker Von Miller is one of three players in franchise history with at least four 10-sack seasons.

MOST SEASONS WITH 10+ SACKS, BRONCOS HISTORY

Player	No.	Years
1. Simon Fletcher	5	1989-93
2. Von Miller	4	2011-12, '14-15
Paul Smith	4	1970-73
4. Elvis Dumervil	3	2007, '09, '12
Rulon Jones	3	1980, '84-85
Rich Jackson	3	1968-70

MILLER AMONG NFL SACK LEADERS

Von Miller ranks second in the NFL with 8.5 sacks through eight games this season.

MOST INDIVIDUAL SACKS, NFL, 2016

Player	No.
1. Lorenzo Alexander, Buf.	9.0
2. Von Miller, Den.	8.5
3. Cliff Avril, Sea.	7.5
Vic Beasley Jr., Atl.	7.5
5. Three players	7.0

MILLER'S SACK STREAKS

Broncos outside linebacker Von Miller has recorded six career sack streaks spanning five or more games, including a seven-game streak from 2015-16 that tied for the third-longest streak in team history.

VON MILLER'S LONGEST CAREER STREAKS WITH AT LEAST A HALF SACK

Year(s)	Games	No.
1. 2015-16	16, 1-6	7
2014	2-7	6
2012	8-13	6
4. 2015	9-13	5
2011	8-12	5
2011	2-6	5

LONGEST SACK STREAKS, BRONCOS HISTORY

Player	Year(s)	Games	No.
1. Simon Fletcher	1992-93	10-16, 1-3	10*
2. Simon Fletcher	1991	9-16	8
3. Von Miller	2015-16	16, 1-6	7
Lyle Alzado	1984-85	9-14, 1	7

*NFL record

MILLER AMONG BEST FORCING FUMBLES SINCE '11

Von Miller ranks fifth in the NFL with 17 forced fumbles since he entered the league in 2011.

MOST FORCED FUMBLES, NFL, 2011-PRES.

Player	No.
1. Cliff Avril, Det./Sea.	19
Charles Tillman, Chi./Car.	19
3. Ryan Kerrigan, Was.	18
Robert Quinn, Stl.	18
5. Von Miller, Den.	17

MILLER/WARE A DANGEROUS DUO

Broncos outside linebackers Von Miller and DeMarcus Ware each rank in the Top 7 in NFL history (since 1982) in sacks per game among players who have appeared in 50 or more contests.

MOST SACKS PER GAME, NFL HISTORY (Since 1982 / min. 50 GP)

Player	GP	Sk	Sk/G
1. J.J. Watt*	83	76.0	0.92
2. Von Miller*	80	68.5	0.86
3. Reggie White	232	198.0	0.85
4. Mark Gastineau	89	74.0	0.83
5. Aldon Smith*	59	47.5	0.81
6. Justin Houston*	70	56.0	0.80
7. DeMarcus Ware*	171	136.5	0.80

*active player

WARE A NINE-TIME PRO BOWL SELECTION

Broncos outside linebacker DeMarcus Ware was named to his ninth Pro Bowl in 2015 to represent the most selections by an active NFL defensive player.

MOST PRO BOWL SELECTIONS AMONG ACTIVE NFL DEFENSIVE PLAYERS

Player	Pos.	No.
1. DeMarcus Ware	OLB/DE	9
2. Julius Peppers	OLB/DE	8
3. Dwight Freeney	OLB/DE	7
Darrelle Revis	CB	7

WARE AMONG NFL'S TOP PASS RUSHERS

Broncos outside linebacker DeMarcus Ware owns 136.5 career sacks rank 10th in NFL history and second among active players.

MOST SACKS IN NFL HISTORY (Since 1982)

Player	No.
1. Bruce Smith	200.0
2. Reggie White	198.0
3. Kevin Greene	160.0
4. Chris Doleman	150.5
5. Michael Strahan	141.5
6. Jason Taylor	139.5
Julius Peppers*	139.5
8. Richard Dent	137.5
John Randle	137.5
10. DeMarcus Ware*	136.5

*active player



DEFENSIVE NOTES

WOLFE A BIG HIT

Broncos defensive end Derek Wolfe leads Denver and is tied for second in the NFL with 15 quarterback hits through eight games this season.

MOST TACKLES FOR A LOSS BY A DEFENSIVE BACK, NFL, 2013-PRES.

Player	No.
1. Aaron Donald, L.A.	17
2. Derek Wolfe, Den.	15
Khalil Mack, Oak.	15
4. Von Miller, Den.	14
Carlos Dunlap, Cin.	14
Tom Johnson, Min.	14

RAY POSTS THREE SACKS IN FIRST CAREER START

Broncos outside linebacker Shane Ray totaled a career-high three sacks in Denver's Week 3 win against Cincinnati to become the third-youngest player in team history with a three-sack game.

Ray also became the first NFL player since John Henderson (Jac., 2002) to post a three-sack game in his first career start.

YOUNGEST PLAYERS IN BRONCOS HISTORY
WITH THREE A THREE-SACK GAME (Since 1982)

Player	Opp. (Date)	Sk	Age (Yrs.-Days)
1. Reggie Hayward	vs. Sea. (12/9/01)	3.0	22-270
2. Elvis Dumervil	at Cle. (10/22/06)	3.0	22-276
3. Shane Ray	at Cin. (9/25/16)	3.0	23-130
4. Von Miller	at Cin. (11/4/12)	3.0	23-223
5. Von Miller	vs. S.D. (11/18/12)	3.0	23-237

WARD A FORCE IN THE BACKFIELD

Broncos safety T.J. Ward ranks fourth among NFL defensive backs with 20 tackles for a loss since 2013—a total that includes 6.5 quarterback sacks and 13.5 run stuffs.

MOST TACKLES FOR A LOSS BY A DEFENSIVE BACK, NFL, 2013-PRES.

Player	No.
1. Reshad Jones, Mia.	21
T.J. McDonald, L.A.	21
Tyrann Mathieu, Ari.	21
4. T.J. Ward, Cle./Den.	20
5. Malcolm Jenkins, N.O./Phi.	17

HARRIS JR.: UNRAFTED TO PRO BOWLER

Signed by the Broncos as a college free agent in 2011, cornerback Chris Harris Jr. is one of just five undrafted cornerbacks in pro football history to make multiple Pro Bowls with his original team.

UNRAFTED CBs TO MAKE MULTIPLE PRO BOWLS
WITH THEIR ORIGINAL TEAM

Player	Team	Pro Bowls w/original team
Cornell Green	Dallas	5 (1967-69, '71-'72)*
Emmitt Thomas	Kansas City	5 (1968, '71-'72, '74-'75)*
Robert James	Buffalo	3 (1972-'74)
Everson Walls	Dallas	4 (1981-83, '85)
Chris Harris Jr.	Denver	2 (2014-15)

*Totals include AFL All-Star selections

TALIB A PRO BOWLER IN EACH OF LAST THREE YEARS

Denver's Aqib Talib is one of four NFL cornerbacks to make the Pro Bowl in each of the last three seasons.

He was selected to his first career Pro Bowl with New England in 2013 before making back-to-back Pro Bowls during his first two seasons (2014-2015) with Denver.

MOST PRO BOWL SELECTIONS BY AN NFL CORNERBACK SINCE 2013

Player	No.
1. Aqib Talib, N.E./Den.	3
Patrick Peterson, Ari.	3
Darrelle Revis, N.E./NYJ	3
Richard Sherman, Sea.	3

TALIB HAS A KNACK FOR THE BALL

Aqib Talib, who was selected to his third consecutive Pro Bowl in 2015, has posted the most interceptions (33) by a cornerback in the league since he entered the NFL in 2008.

MOST INTERCEPTIONS BY A CORNERBACK, NFL, 2008-PRES.

Player	GP	No.
1. Aqib Talib	114	33
2. Asante Samuel	82	29
Tramon Williams	132	29
4. Richard Sherman	87	28
5. Brent Grimes	111	27

TALIB FINDS THE END ZONE

Broncos cornerback Aqib Talib's nine interceptions returned for a touchdown are tied for the fourth most in NFL history.

His five interceptions returned for touchdowns since he joined the Broncos in 2014 are the most in team annals.

MOST INTERCEPTIONS FOR TOUCHDOWNS, NFL HISTORY

Player	No.
1. Rod Woodson	12
2. Darren Sharper	11
Charles Woodson	11
4. Aqib Talib	9
Deion Sanders	9
Ken Houston	9
Aeneas Williams	9

MOST INTERCEPTIONS FOR TOUCHDOWNS, BRONCOS HISTORY

Player	No.
1. Aqib Talib	5
2. Tyrone Braxton	4
Mike Harden	4
4. Chris Harris Jr.	3
Champ Bailey	3
Tom Jackson	3
Randy Gradishar	3
Billy Thompson	3
Nemiah Wilson	3



SPECIAL TEAMS / MISCELLANEOUS NOTES

McMANUS IS DENVER'S MOST ACCURATE KICKER

Broncos kicker Brandon McManus has connected on 55-of-66 field goal attempts with his 83.3 field goal percentage representing the best career mark in team history (min. 20 att.).

BEST OVERALL FIELD GOAL PCT., BRONCOS HISTORY (min. 20 att.)

Player	FGM	FGA	Pct.
1. Brandon McManus	55	66	83.3
2. Matt Prater	141	170	82.9
3. Jason Elam	395	490	80.6
4. David Treadwell	99	127	78.0
5. Rich Karlis	137	193	71.0

McMANUS CONNECTS ON 30 FGs IN 2015

Broncos kicker Brandon McManus connected on 30-of-35 (85.7%) field goals in 2015 to tie for the third-most field goals made in a single season in franchise history.

MOST FIELD GOALS MADE, SINGLE SEASON, BRONCOS HISTORY

Player	Year	No.
1. Jason Elam	2001	31
Jason Elam	1995	31
2. Brandon McManus	2015	30
Matt Prater	2009	30
Jason Elam	1994	30

McMANUS SHOWS LEG STRENGTH

Broncos kicker Brandon McManus connected on all four of his field goal attempts (57, 56, 43, 33) against Baltimore in Week 1 of the 2015 season with his 57-yarder tying for the fifth-longest field goal in Broncos history and his 56-yarder tying for the seventh-longest.

McManus joined St. Louis kicker Greg Zuerlein (vs. Sea., 9/30/12) as the only players in NFL history to convert two field goals of 56 yards or longer in the same game.

McManus made seven field goals of 50 yards or longer on in 2015 (including playoffs), representing the most in a single season in Broncos history.

LONGEST FIELD GOALS, BRONCOS HISTORY

Player	Opp. (Date)	Length
1. Matt Prater	vs. Tennessee (12/8/13)	64
2. Jason Elam	vs. Jacksonville (10/25/98)	63
3. Matt Prater	vs. Chicago (12/11/12)	59
Matt Prater	vs. N.Y. Jets (10/17/10)	59
5. Brandon McManus	vs. Baltimore (9/13/15)	57
Fred Steinfort	vs. Washington (10/13/80)	57
7. Brandon McManus	vs. Baltimore (9/13/15)	56
Matt Prater	at Kansas City (9/28/08)	56
Jason Elam	at Houston (11/26/95)	56

MOST 50+YARD FIELD GOALS, SINGLE SEASON, BRONCOS HISTORY (Including Playoffs)

Player	Year	No.
1. Brandon McManus	2015	7
2. Matt Prater	2013	6
3. Fred Steinfort	1980	5
Jason Elam	1995	5
Matt Prater	2008	5

ROOKIE PUNTER DIXON GETS THE NOD

Riley Dixon, who was selected by the Broncos in the seventh round (228th overall) of the 2016 NFL Draft from Syracuse University, is just the second punter to play for Denver after being drafted by the club.

PUNTERS DRAFTED BY THE BRONCOS (statistics with Denver only)

Player	Year (Rd.)	GP	No.	Avg.	LG	In20	Net
Wilbur Summers	1976 (15)	-	-	-	-	-	-
Larry Swider	1977 (7)	-	-	-	-	-	-
Luke Prestridge	1979 (7)	73	377	41.8	67	80	34.7
Brian Gragert	1996 (7)	-	-	-	-	-	-
Nick Harris	2001 (4)	-	-	-	-	-	-
Riley Dixon	2016 (7)	8	39	46.6	68	12	42.2

NORWOOD RECORDS LONGEST PUNT RETURN IN SUPER BOWL HISTORY

Broncos wide receiver Jordan Norwood's 61-yard punt return in Super Bowl 50 against Carolina represented the longest such play in Super Bowl history.

LONGEST PUNT RETURNS, SUPER BOWL HISTORY

Player	Opp. (Date)	Length
1. Jordan Norwood, Den.	vs. Car. (2/7/16)	61
2. John Taylor, S.F.	vs. Cin. (1/22/89)	45
3. Steve Breaston, Ari.	vs. Pit. (2/1/09)	34
Darrell Green, Was.	vs. LAA (1/22/84)	34
Desmond Howard, G.B.	vs. N.E. (1/26/97)	34
Jermaine Lewis, Bal.	vs. NYG (1/28/01)	34

DECADES OF SUCCESS

The Broncos are in their sixth decade of professional football, looking to build off a body of work that ranks as the most consistent in the NFL in terms of winning over the last three decades.

Denver is one of just four teams to record three 90+ win decades since 1960 and the only organization to do so in each of the last three decades.

Below is a look at the Broncos' record by the decade. In its 50-plus seasons of football, Denver has posted the fifth-most regular-season wins (462 / 462-388-10) in the NFL and advanced to the postseason 20 times.

BRONCOS REGULAR-SEASON RECORD BY DECADE

Decade	W	L	T	Pct.	Playoff Berths	Win Rk.
1960s	39	97	4	.287	0	22nd
1970s	75	64	5	.539	3	8th
1980s	93	58	1	.615	5	4th
1990s	94	66	0	.588	5	7th
2000s	93	67	0	.581	4	6th
2010s	68	36	0	.654	5	3rd
TOTALS	462	388	10	.543	22	5th

MOST DECADES WITH 90+ REGULAR SEASON WINS, SINCE 1960

Team	90+ Win Decades	Decades (Win Total)
1. Denver	3	1980s (93), 1990s (94), 2000s (93)
Green Bay	3	1960s (96), 1990s (93), 2000s (95)
Miami	3	1970s (104), 1980s (94), 1990s (95)
Pittsburgh	3	1970s (99), 1990s (93), 2000s (103)



MISCELLANEOUS NOTES

HOME, SWEET HOME

The Broncos own the NFL's best home record since 1975 in the regular season and postseason with a 256-93 (.734) mark.

TOP HOME RECORDS, NFL, 1975-PRES.

Team	Regular Season	Postseason	Total	Pct.
1. Denver	239-88-0 (.731)	17-5 (.773)	256-93-0	.734
2. Pittsburgh	231-92-1 (.715)	18-8 (.692)	249-100-1	.713
3. New England	218-107-0 (.671)	18-4 (.818)	236-111-0	.680
4. Baltimore	110-52-1 (.678)	3-2 (.600)	113-54-1	.676
5. Minnesota	215-109-1 (.663)	8-6 (.571)	223-115-1	.659

BRONCOS SUCCESSFUL IN OVERTIME

The Denver Broncos own the most overtime wins in professional football history (28) with their .617 win percentage (28-17-2) ranking second all-time since the system was instituted in 1974.

Denver's three overtime wins in 2015 tied for the most in team history.

MOST OVERTIME WINS, REGULAR SEASON, NFL HISTORY

Team	W	L	T	Pct.
1. Denver	28	17	2	.617
2. Washington	25	15	1	.622
3. Arizona	24	16	3	.595
4. Minnesota	23	18	3	.557
Chicago	23	21	0	.523

OVERTIME WINS IN A SINGLE SEASON, BRONCOS HISTORY

Year	No.
1. 2015	3
2011	3
3. 2007	2
1999	2
1985	2
1978	2

HOME SELLOUT STREAK

The Broncos have sold out every home game since the beginning of the 1970 season with the exception of two replacement games played during the 1987 strike (both games were sold out before the strike).

Denver has thus sold out 362 consecutive regular-season games, which marks the longest home sellout streak in the NFL. With postseason games factored in, the total reaches 384.

LONGEST HOME SELLOUT STREAKS, REGULAR SEASON, NFL HISTORY

Team	Games	Year Started
1. Denver	362	1970
2. Pittsburgh	345	1972
3. N.Y. Giants	323	1974
4. Green Bay	321	1960

BRONCOS OWN NFL'S LONGEST SCORING STREAK

The Broncos' 381-game scoring streak is the longest active streak in the league. The streak, which began on *Monday Night Football* with a 16-13 overtime loss at Seattle on Nov. 30, 1992, is the second-longest such streak in NFL history.

In the impressive run, the Broncos have scored on their first possession 148 times. Denver has scored in the first quarter 244 times during the streak and has had it extended by halftime 353 times.

Denver has had to wait until the fourth quarter to extend the streak just six times.

LONGEST SCORING STREAKS, NFL HISTORY (Regular Season only)

Team	Games	Years
1. San Francisco	420	1977-2004
2. Denver	381*	1992-Pres.
3. Indianapolis	361*	1993-Pres.
4. Cleveland	274	1950-71
5. Minnesota	260	1991-2007

*Active Streaks

BREAKDOWN OF THE BRONCOS' 381-GAME SCORING STREAK
SCORED ON/IN:

Year	Games	1st Pos.	1Q	2Q	3Q	4Q
1992	5	0	3	0	2	0
1993	16	7	8	6	1	1
1994	16	3	7	9	0	0
1995	16	7	10	5	1	0
1996	16	9	15	1	0	0
1997	16	5	12	4	0	0
1998	16	9	15	1	0	0
1999	16	8*	11	2	3	0
2000	16	8	11	5	0	0
2001	16	4	9	7	0	0
2002	16	7	11	5	0	0
2003	16	8	12	3	1	0
2004	16	6	11	5	0	0
2005	16	7	10	6	0	0
2006	16	2	6	9	1	0
2007	16	6	10	4	1	1
2008	16	7	12	3	0	1
2009	16	3	8	6	2	0
2010	16	4	7	7	2	0
2011	16	6	6	1	1	2
2012	16	6	10	5	1	0
2013	16	10	13	3	0	0
2014	16	8	14	2	0	0
2015	16	6	9	6	0	1
2016	8	2	4	4	0	0
TOTALS	381	148	244	109	16	6

* - Includes one punt return



MISCELLANEOUS NOTES

BRONCOS ALL-TIME YEAR-BY-YEAR RECORDS			
YEAR	PRESEASON	REG. SEASON	PLAYOFFS
1960	0-5	4-9-1	0-0
1961	1-4	3-11	0-0
1962	2-2	7-7	0-0
1963	2-3	2-11-1	0-0
1964	2-3	2-11-1	0-0
1965	1-4	4-10	0-0
1966	1-3	4-10	0-0
1967	3-1	3-11	0-0
1968	1-4	5-9	0-0
1969	1-4	5-8-1	0-0
1970	3-2	5-8-1	0-0
1971	1-4	4-9-1	0-0
1972	2-3	5-9	0-0
1973	2-3	7-5-2	0-0
1974	4-2	7-6-1	0-0
1975	3-3	6-8	0-0
1976	5-2	9-5	0-0
1977	5-1	12-2	2-1 (S.B. loss)
1978	2-2	10-6	0-1
1979	3-1	10-6	0-1
1980	2-2	8-8	0-0
1981	2-2	10-6	0-0
1982	4-0	2-7	0-0
1983	3-1	9-7	0-1
1984	3-1	13-3	0-1
1985	2-2	11-5	0-0
1986	2-2	11-5	2-1 (S.B. loss)
1987	3-2	10-4-1	2-1 (S.B. loss)
1988	3-1	8-8	0-0
1989	2-2	11-5	2-1 (S.B. loss)
1990	3-2	5-11	0-0
1991	2-3	12-4	1-1
1992	1-4	8-8	0-0
1993	2-2	9-7	0-1
1994	2-3	7-9	0-0
1995	3-2	8-8	0-0
1996	3-1	13-3	0-1
1997	3-2	12-4	4-0 (S.B. win)
1998	3-1	14-2	3-0 (S.B. win)
1999	3-2	6-10	0-0
2000	4-0	11-5	0-1
2001	3-1	8-8	0-0
2002	3-1	9-7	0-0
2003	3-1	10-6	0-1
2004	2-3	10-6	0-1
2005	4-0	13-3	1-1
2006	3-1	9-7	0-0
2007	2-2	7-9	0-0
2008	2-2	8-8	0-0
2009	1-3	8-8	0-0
2010	1-3	4-12	0-0
2011	2-2	8-8	1-1
2012	2-2	13-3	0-1
2013	2-2	13-3	2-1 (S.B. loss)
2014	3-1	12-4	0-1
2015	3-1	12-4	3-0 (S.B. win)
2016	2-2	6-2	0-0
TOTAL	137-120 (.533)	462-388-10 (.543)	23-19 (.548)

THE LAST TIME IT HAPPENED

(REFLECTS THE LAST TIME EACH INDIVIDUAL STATISTIC OCCURRED IN THE REGULAR SEASON AND PLAYOFFS)
- 2016 PERFORMANCES BOLDED; SUPER BOWL PERFORMANCES IN ITALICS

100 YARDS RUSHING:

Broncos: **C.J. Anderson, 16-107, 1 TD, vs. Houston, 10/24/16**
Playoffs: Terrell Davis, 25-102, vs. Atlanta, 1/31/99
Opponents: **Melvin Gordon, 23-111, vs. San Diego, 10/30/16**
Playoffs: Ray Rice, 30-131, 1 TD, vs. Baltimore, 1/12/13

200 YARDS RUSHING:

Broncos: Knowshon Moreno, 37-224, 1 TD, at New England, 11/24/13
Playoffs: Has never happened
Opponents: Jamaal Charles, 25-259, 2 TD, vs. Kansas City, 1/3/10
Playoffs: *Tim Smith, 23-204, 2TD, vs. Washington, 1/31/88*

TWO 100-YARD RUSHERS:

Broncos: Willis McGahee (163) and Tim Tebow (118), at Oakland, 11/6/11
Playoffs: Terrell Davis (184) and Derek Loville (103), vs. Jacksonville, 12/27/97
Opponents: Curt Warner (126) and John L. Williams (109), at Seattle, 12/11/88
Playoffs: Has never happened

100-YARD RUSHER AND 100-YARD RECEIVER:

Broncos: Ronnie Hillman (117) and Demaryius Thomas (117), vs. San Diego, 1/3/16
Playoffs: *Terrell Davis (102) and Rod Smith (152), vs. Atlanta, 1/31/99*
Opponents: Tre Mason (113) and Kenny Britt (128), at St. Louis, 11/16/14
Playoffs: *Tim Smith (204) and Ricky Sanders (193), vs. Washington, 1/31/88*

100-YARD RUSHER AND TWO 100-YARD RECEIVERS:

Broncos: Ronnie Hillman (111), Demaryius Thomas (111) and Emmanuel Sanders (109), at Cleveland, 10/18/15
Playoffs: Has never happened
Opponents: Ryan Grant (104), Greg Jennings (141) and James Jones (107) vs. Green Bay, 10/29/07 - OT
Playoffs: Has never happened

100-YARD RUSHER, 300-YARD PASSER, 100-YARD RECEIVER:

Broncos: C.J. Anderson (101), Peyton Manning (340), Demaryius Thomas (168), vs. Green Bay, 11/1/15
Playoffs: *Terrell Davis (102), John Elway (336), Rod Smith (152), vs. Atlanta, 1/31/99*
Opponents: R. Grant (104 rush), B. Favre (331 pass), G. Jennings (141 rec.), J. Jones (107 rec.) vs. G.B., 10/29/07 - OT
Playoffs: *Tim Smith (204), Doug Williams (340), Ricky Sanders (193), vs. Washington, 1/31/88*

100-YARD RUSHER, 300-YARD PASSER AND TWO 100-YARD RECEIVERS:

Broncos: M. Ball (117), P. Manning (403), E. Decker (174) and D. Thomas (106), at Kansas City, 12/1/13
Playoffs: Has never happened
Opponents: R. Grant (104 rush), B. Favre (331 pass), G. Jennings (141 rec.), J. Jones (107 rec.), vs. Green Bay, 10/29/07 - OT
Playoffs: Has never happened

100-YARD RUSHER AND 300-YARD PASSER:

Broncos: C.J. Anderson (101) and Peyton Manning (340), vs. Green Bay, 11/1/15
Playoffs: *Terrell Davis (102) and John Elway (336), vs. Atlanta, 1/31/99*
Opponents: Ryan Mathews (120) and Philip Rivers (313), vs. San Diego, 1/2/11
Playoffs: Ray Rice (131) and Joe Flacco (331), vs. Baltimore, 1/12/13

100-YARD RECEIVER AND 300-YARD PASSER:

Broncos: **Emmanuel Sanders (117), Demaryius Thomas (100) and Trevor Siemian (312), at Cincinnati, 9/25/16**
Playoffs: Demaryius Thomas (134) and Peyton Manning (400), vs. New England, 1/19/14
Opponents: Antonio Brown (189) and Ben Roethlisberger (380), at Pittsburgh, 12/20/15
Playoffs: Rob Gronkowski (144) and Tom Brady (310), vs. New England, 1/24/16

TWO 100-YARD RECEIVERS AND 300-YARD PASSER:

Broncos: **Emmanuel Sanders (117), Demaryius Thomas (100) and Trevor Siemian (312), at Cincinnati, 9/25/16**
Playoffs: Has never happened
Opponents: Jerome Simpson (136), A.J. Green (124) and Andy Dalton (332), vs. Cincinnati, 9/18/11
Playoffs: Reggie Wayne (221), Dallas Clark (112) and Peyton Manning (458), at Indianapolis, 1/9/05

THREE 100-YARD RECEIVERS AND 300-YARD PASSER:

Broncos: Has never happened
Playoffs: Has never happened
Opponents: Terrance Williams (151), Dez Bryant (141), Jason Witten (121) and Tony Romo (506), at Dallas, 10/6/13
Playoffs: Has never happened

TWO RUSHING TOUCHDOWNS:

Broncos: C.J. Anderson, 15-113, 2 TD, vs. New England, 11/29/15
Playoffs: Mike Anderson, 19-69, 2 TD, vs. New England, 1/14/06
Opponents: Jeremy Hill, 17-97, 2 TD, at Cincinnati, 9/25/16
Playoffs: Jamal Lewis, 30-110, 2 TD, at Baltimore, 12/31/00

THREE RUSHING TOUCHDOWNS:

Broncos: C.J. Anderson, 13-87, 3 TD, vs. Oakland, 12/28/14
Playoffs: *Terrell Davis, 30-157, 3 TD, vs. Green Bay, 1/25/98*
Opponents: Ryan Matthews, 26-120, 3 TD, vs. San Diego, 1/2/11
Playoffs: Napoleon McCallum, 13-81, 3 TD, at L.A. Raiders, 1/9/94

FOUR RUSHING TOUCHDOWNS:

Broncos: Clinton Portis, 22-218, 5 TD, vs. Kansas City, 12/7/03
Playoffs: Has never happened
Opponents: Curt Warner, 23-126, 4 TD, at Seattle, 12/11/88
Playoffs: Has never happened

FIVE RUSHING TOUCHDOWNS:

Broncos: Clinton Portis, 22-218, 5 TD, vs. Kansas City, 12/7/03
Playoffs: Has never happened
Opponents: Has never happened
Playoffs: Has never happened

300 YARDS PASSING:

Broncos: **Trevor Siemian, 23-35, 312 yds., 4 TD, 0 INT, at Cincinnati, 9/25/16**
Playoffs: Tim Tebow, 10-21, 316 yds., 2 TD, 0 INT, vs. Pittsburgh, 1/8/12
Opponents: Ben Roethlisberger, 40-55, 380 yds., 3 TD, 2 INT, at Pittsburgh, 12/20/15
Playoffs: Tom Brady, 27-56, 310 yds., 1 TD, 2 INT, vs. New England, 1/24/16

400 YARDS PASSING:

Broncos: Peyton Manning, 34-57, 438 yds., 2 TD, 2 INT, at New England, 11/2/14
Playoffs: Peyton Manning, 32-43, 400 yds., 2 TD, 0 INT, vs. New England, 1/19/14
Opponents: Tony Romo, 25-36, 506 yds., 5 TD, 1 INT, at Dallas, 10/6/13
Playoffs: Peyton Manning, 27-33, 458 yds., 4 TD, 1 INT, at Indianapolis, 1/9/05

THREE TOUCHDOWN PASSES:

Broncos: **Trevor Siemian, 23-35, 312 yds., 4 TD, 0 INT, at Cincinnati, 9/25/16**
Playoffs: Peyton Manning, 28-43, 290 yds., 3 TD, 2 INT, vs. Baltimore, 1/12/13
Opponents: Ben Roethlisberger, 40-55, 380 yds., 3 TD, 2 INT, at Pittsburgh, 12/20/15
Playoffs: Joe Flacco, 18-34, 331 yds., 3 TD, 0 INT, vs. Baltimore, 1/12/13

FOUR TOUCHDOWN PASSES:

Broncos: **Trevor Siemian, 23-35, 312 yds., 4 TD, 0 INT, at Cincinnati, 9/25/16**
Playoffs: Has never happened
Opponents: Tom Brady, 33-53, 333 yds., 4 TD, 1 INT, at New England, 11/2/14
Playoffs: Tom Brady, 26-34, 363 yds., 6 TD, 1 INT, at New England, 1/14/12

FIVE TOUCHDOWN PASSES:

Broncos: Peyton Manning, 31-44, 340 yds., 5 TD, 2 INT, at Oakland, 11/9/14
Playoffs: Has never happened
Opponents: Tony Romo, 25-36, 506 yds., 5 TD, 1 INT, at Dallas, 10/6/13
Playoffs: Tom Brady, 26-34, 363 yds., 6 TD, 1 INT, at New England, 1/14/12

SIX OR MORE TOUCHDOWN PASSES:

Broncos: Peyton Manning, 27-42, 462 yds., 7 TD, 0 INT, vs. Baltimore, 9/5/13
Playoffs: Has never happened
Opponents: Len Dawson, 23-38, 435 yds., 6 TD, 0 INT, at Kansas City, 11/1/64
Playoffs: Tom Brady, 26-34, 363 yds., 6 TD, 1 INT, at New England, 1/14/12

100 YARDS RECEIVING:

Broncos: **Emmanuel Sanders, 9-117, 2 TD and Demaryius Thomas, 6-100, 1 TD, at Cincinnati, 9/25/16**
Playoffs: *Demaryius Thomas, 13-118, 1 TD, vs. Seattle, 2/2/14*
Opponents: **Tevin Coleman, 4-132, 1 TD, vs. Atlanta, 10/9/16**
Playoffs: Rob Gronkowski, 8-144, 1 TD, vs. New England, 1/24/16

200 YARDS RECEIVING:

Broncos: Demaryius Thomas, 8-226, 2 TD, vs. Arizona, 10/5/14
Playoffs: Demaryius Thomas, 4-204, 1 TD, vs. Pittsburgh, 1/8/12
Opponents: Torrance Small, 6-200, 2 TD, vs. New Orleans, 12/24/94
Playoffs: Reggie Wayne, 10-221, 2 TD, at Indianapolis, 1/9/05

TWO 100-YARD RECEIVERS:

Broncos: **Emmanuel Sanders (117) and Demaryius Thomas (100), at Cincinnati, 9/25/16**
Playoffs: Has never happened
Opponents: Terrance Williams (151), Dez Bryant (141) and Jason Witten (121), at Dallas, 10/6/13
Playoffs: Reggie Wayne (221) and Dallas Clark (112), at Indianapolis, 1/9/05

TWO RECEIVING TOUCHDOWNS:

Broncos: **Emmanuel Sanders, 9-117, 2 TD, at Cincinnati, 9/25/16**
Playoffs: Owen Daniels, 2-33, 2 TD, vs. New England, 1/24/16
Opponents: Antonio Brown, 16-189, 2 TD, at Pittsburgh, 12/20/15
Playoffs: Keenan Allen, 6-142, 2 TD, vs. San Diego, 1/12/14

THREE RECEIVING TOUCHDOWNS:

Broncos: Demaryius Thomas, 10-87, 3 TD, vs. Miami, 11/23/14
Playoffs: Has never happened
Opponents: Dallas Clark, 5-43, 3 TD, at Indianapolis, 12/13/09
Playoffs: Rob Gronkowski, 10-145, 3 TD, at New England, 1/14/12

FOUR RECEIVING TOUCHDOWNS:

Broncos: Eric Decker, 8-174, 4 TD, at Kansas City, 12/1/13
Playoffs: Has never happened
Opponents: Lance Alworth, 9-171, 4 TD, vs. San Diego, 12/1/68
Playoffs: Has never happened

TWO INTERCEPTIONS:

Broncos: **Aqib Talib, 2, at Tampa Bay, 10/2/16**
Playoffs: *Darrien Gordon, 2, vs. Atlanta, 1/31/99*
Opponents: Karlos Dansby, 2, at Cleveland, 10/18/15
Playoffs: David Macklin, 2, at Indianapolis, 1/4/04

THE LAST TIME IT HAPPENED

THREE INTERCEPTIONS:

Broncos: Deltha O'Neal, 4, vs. Kansas City, 10/7/01
Playoffs: Has never happened
Opponents: Mark Kelso, 3, at Buffalo, 12/12/92
Playoffs: Has never happened

FOUR INTERCEPTIONS:

Broncos: Deltha O'Neal, 4, vs. Kansas City, 10/7/01
Playoffs: Has never happened
Opponents: Has never happened
Playoffs: Has never happened

TWO SACKS:

Broncos: **Derek Wolfe, 2.5, at Tampa Bay, 10/2/16**
Playoffs: *Von Miller, 2.5, vs. Carolina, 2/7/16*
Opponents: **Vic Beasley Jr., 3.5, vs. Atlanta, 10/9/16**
Playoffs: *Kony Ealy, 3, vs. Carolina, 2/7/16*

THREE SACKS:

Broncos: **Shane Ray, 3, at Cincinnati, 9/25/16**
Playoffs: Has never happened
Opponents: **Vic Beasley Jr., 3.5, vs. Atlanta, 10/9/16**
Playoffs: *Kony Ealy, 3, vs. Carolina, 2/7/16*

FOUR SACKS:

Broncos: Elvis Dumervil, 4, vs. Cleveland, 9/20/09
Playoffs: Has never happened
Opponents: Khalil Mack, 5, vs. Oakland, 12/13/15
Playoffs: Has never happened

TWO OPPONENT FUMBLE RECOVERIES:

Broncos: Elvis Dumervil, 2, vs. Minnesota, 12/30/07 - OT
Playoffs: Has never happened
Opponents: Glenn Dorsey, 2, at Kansas City, 12/6/09
Playoffs: *Randy Hughes, 2, vs. Dallas, 1/15/78*

SHUTOUT ON ROAD:

by Broncos: Denver 12, at Cleveland 0, 9/27/92
Playoffs: Has never happened
by Opponents: at L.A. Raiders 24, Denver 0, 11/22/92
Playoffs: Has never happened

SHUTOUT AT HOME:

by Broncos: at Denver 27, N.Y. Jets 0, 11/20/05
Playoffs: Has never happened
by Opponents: Has never happened
Playoffs: Has never happened

OVERTIME WIN AWAY FROM DENVER:

Broncos: Denver 26, at Cleveland 23, 10/18/15
Playoffs: Denver 23, at Cleveland 20, 1/11/87
Opponents: at Seattle 26, Denver 20, 9/21/14
Playoffs: Has never happened
TIE: Denver 17, at Green Bay 17, 9/20/87

OVERTIME WIN IN DENVER:

Broncos: at Denver 20, Cincinnati 17, 12/28/15
Playoffs: at Denver 29, Pittsburgh 23, 1/8/12
Opponents: Green Bay 19, at Denver 13, 10/29/07
Playoffs: Baltimore 38, at Denver 25, 1/12/13
TIE: at Denver 35, Pittsburgh 35, 9/22/74

40 POINTS:

Broncos: at Denver 47, Oakland 14, 12/28/14
Playoffs: at Denver 42, Jacksonville 17, 12/27/97
Opponents: at New England 43, Denver 21, 11/2/14
Playoffs: *vs. Seattle 43, Denver 8, 2/2/14*

50 POINTS:

Broncos: at Denver 51, Tennessee 28, 12/8/13
Playoffs: Has never happened
Opponents: Oakland 59, at Denver 14, 10/24/10
Playoffs: *San Francisco 55, Denver 10, 1/28/90*

TWO-POINT CONVERSION:

Broncos: **Trevor Siemian pass to Demaryius Thomas, vs. Indianapolis, 9/18/16**
Playoffs: *Peyton Manning pass to Bennie Fowler, vs. Carolina, 2/7/16*
Opponents: Lamar Miller run, vs. Miami, 11/23/14
Playoffs: Has never happened

THREE FIELD GOALS:

Broncos: **Brandon McManus, 3, vs. Atlanta, 10/9/16**
Playoffs: *Brandon McManus, 3, vs. Carolina, 2/7/16*
Opponents: **Nick Novak, 3, vs. Houston, 10/24/16**
Playoffs: Chris Boswell, 3, vs. Pittsburgh, 1/17/16

FOUR FIELD GOALS:

Broncos: **Brandon McManus, 4, vs. Indianapolis, 9/18/16**
Playoffs: Brandon McManus, 5, vs. Pittsburgh, 1/17/16
Opponents: **Josh Lambo, 4, at San Diego, 10/13/16**
Playoffs: Has never happened

FIVE FIELD GOALS:

Broncos: Connor Barth, 5, at San Diego, 12/14/14
Playoffs: Brandon McManus, 5, vs. Pittsburgh, 1/17/16
Opponents: Cairo Santos, 5, vs. Kansas City, 11/15/15
Playoffs: Has never happened

SIX FIELD GOALS:

Broncos: Has never happened
Playoffs: Has never happened
Opponents: Jeff Wilkins, 6, at St. Louis, 9/10/06
Playoffs: Has never happened

PUNT RETURN FOR A TOUCHDOWN:

Broncos: Omar Bolden, 83 yds., at Indianapolis, 11/8/15
Playoffs: Trindon Holliday, 90 yds., vs. Baltimore, 1/12/13
Opponents: Julian Edelman, 84 yds., at New England, 11/2/14
Playoffs: Has never happened

KICKOFF RETURN FOR A TOUCHDOWN:

Broncos: Trindon Holliday, 105 yds., vs. Philadelphia, 9/29/13
Playoffs: Trindon Holliday, 104 yds., vs. Baltimore, 1/12/13
Opponents: Knile Davis, 108 yds., at Kansas City, 12/1/13
Playoffs: *Percy Harvin, 87 yds., vs. Seattle, 2/2/14*

INTERCEPTION RETURN FOR A TOUCHDOWN:

Broncos: **Bradley Roby, 49 yds., vs. San Diego, 10/30/16**
Playoffs: Has never happened
Opponents: **Casey Hayward, 24 yds., vs. San Diego, 10/30/16**
Playoffs: *Malcolm Smith, 69 yds., vs. Seattle, 2/2/14*

FUMBLE RETURN FOR A TOUCHDOWN:

Broncos: **Shane Ray, 15 yds., vs. Indianapolis, 9/18/16**
Playoffs: *Malik Jackson, recovered in end zone, vs. Carolina, 2/7/16*
Opponents: Keith McGill, 18 yds., vs. Oakland, 12/28/14
Playoffs: Has never happened

MISSED FIELD GOAL RETURN FOR A TOUCHDOWN:

Broncos: Has never happened
Playoffs: Has never happened
Opponents: Chris McAlister, 107 yds., at Baltimore, 9/30/02
Playoffs: Has never happened

BLOCKED PUNT:

Broncos: Steven Johnson, vs. Philadelphia, 9/29/13
Playoffs: Has never happened
Opponents: Jamize Olawale, at Oakland, 12/29/13
Playoffs: Blake Spence, vs. N.Y. Jets, 1/17/99

BLOCKED PUNT RETURN FOR A TOUCHDOWN:

Broncos: Steven Johnson, vs. Philadelphia, 9/29/13
Playoffs: Has never happened
Opponents: Alex Bannister, 9 yds., at Seattle, 10/14/01
Playoffs: Travis Davis, 29 yds., vs. Jacksonville, 12/27/97

BLOCKED FIELD GOAL:

Broncos: Sylvester Williams, at Oakland, 10/11/15
Playoffs: Has never happened
Opponents: Julius Peppers, vs. Chicago, 12/11/11
Playoffs: Has never happened

BLOCKED FIELD GOAL RETURN FOR A TOUCHDOWN:

Broncos: Louis Wright, 60 yds., vs. San Diego, 11/17/85
Playoffs: Has never happened
Opponents: Cornelius Bennett, 80 yds., at Buffalo, 9/30/90
Playoffs: Has never happened

MISSED POINT-AFTER-TOUCHDOWN ATTEMPT:

Broncos: **Brandon McManus (Blocked by Margus Hunt), at Cincinnati, 9/25/16**
Playoffs: Jason Elam (Blocked by Clyde Simmons), vs. Jacksonville, 1/4/97
Opponents: **Josh Lambo (Blocked by Shaquill Barrett), vs. San Diego, 10/30/16**
Playoffs: Stephen Gostkowski (kick failed, wide right), vs. New England, 1/24/16

SAFETY:

Broncos: Richard Rodgers tackled in the end zone by Malik Jackson, vs. Green Bay, 11/1/15
Playoffs: Tony Eason sacked in the end zone by Rulon Jones, vs. New England, 1/4/87
Opponents: **Russell Okung holding penalty enforced in the end zone, at San Diego, 10/13/16**
Playoffs: *Knowshon Moreno tackled in the end zone by C. Avril, vs. Seattle, 2/2/14*

2016 BRONCOS REGULAR SEASON SITUATIONAL RECORDS

SITUATION	Record
when leading after 1st quarter	0-0
<i>wins:</i>	
<i>losses:</i>	
when leading after 2nd quarter	5-0
<i>wins:</i> vs. Ind. (9/18), at Cin. (9/25), at T.B. (10/2), vs. Hou. (10/24), vs. S.D. (10/30)	
<i>losses:</i>	
when leading after 3rd quarter	5-0
<i>wins:</i> vs. Ind. (9/18), at Cin. (9/25), at T.B. (10/2), vs. Hou. (10/24), vs. S.D. (10/30)	
<i>losses:</i>	
when trailing after 1st quarter	4-2
<i>wins:</i> vs. Car. (9/8), at Cin. (9/25), vs. Hou. (10/24), vs. S.D. (10/30)	
<i>losses:</i> vs. Atl. (10/9), at S.D. (10/13)	
when trailing after 2nd quarter	1-2
<i>wins:</i> vs. Car. (9/8)	
<i>losses:</i> vs. Atl. (10/9), at S.D. (10/13)	
when trailing after 3rd quarter	1-2
<i>wins:</i> vs. Car. (9/8)	
<i>losses:</i> vs. Atl. (10/9), at S.D. (10/13)	
when Denver scores first	2-0
<i>wins:</i> at T.B. (10/2), vs. S.D. (10/30)	
<i>losses:</i>	
when opponent scores first	4-2
<i>wins:</i> vs. Car. (9/8), vs. Ind. (9/18), at Cin. (9/25), vs. Hou. (10/24)	
<i>losses:</i> vs. Atl. (10/9), at S.D. (10/13)	
when tied at the half	0-0
<i>wins:</i>	
<i>losses:</i>	
when Denver rushes for 100 yards	3-0
<i>wins:</i> vs. Car. (9/8), vs. Ind. (9/18), vs. Hou. (10/24)	
<i>losses:</i>	
when opponent rushes for 100 yards	4-1
<i>wins:</i> vs. Car. (9/8), at Cin. (9/25), vs. Hou. (10/24), vs. S.D. (10/30)	
<i>losses:</i> vs. Atl. (10/9)	
when winning turnover margin	4-0
<i>wins:</i> vs. Ind. (9/18), at Cin. (9/25), at T.B. (10/2), vs. Hou. (10/24)	
<i>losses:</i>	
when losing turnover margin	1-0
<i>wins:</i> vs. Car. (9/8)	
<i>losses:</i>	
when Denver passes for 300 yards	1-0
<i>wins:</i> at Cin. (9/25)	
<i>losses:</i>	
when opponent passes for 300 yards	0-0
<i>wins:</i>	
<i>losses:</i>	
when playing indoors	0-0
<i>wins:</i>	
<i>losses:</i>	
when playing outdoors	6-2
<i>wins:</i> vs. Car. (9/8), vs. Ind. (9/18), at Cin. (9/25), at T.B. (10/2), vs. Hou. (10/24), vs. S.D. (10/30)	
<i>losses:</i> vs. Atl. (10/9), at S.D. (10/13)	
when playing on an artificial surface	1-0
<i>wins:</i> at Cin. (9/25)	
<i>losses:</i>	
when playing on natural grass	6-2
<i>wins:</i> vs. Car. (9/8), vs. Ind. (9/18), at T.B. (10/2), vs. Hou. (10/24), vs. S.D. (10/30)	
<i>losses:</i> vs. Atl. (10/9), at S.D. (10/13)	
when winning the coin toss	2-2
<i>wins:</i> at T.B. (10/2), vs. Hou. (10/24)	
<i>losses:</i> vs. Atl. (10/9), at S.D. (10/13)	
when losing the coin toss	4-0
<i>wins:</i> vs. Car. (9/8), vs. Ind. (9/18), at Cin. (9/25), vs. S.D. (10/30)	
<i>losses:</i>	
when scoring 20 or more points	6-0
<i>wins:</i> vs. Car. (9/8), vs. Ind. (9/18), at Cin. (9/25), at T.B. (10/2), vs. Hou. (10/24), vs. S.D. (10/30)	
<i>losses:</i>	
when yielding 20 or more points	2-2
<i>wins:</i> vs. Car. (9/8), vs. Ind. (9/18)	
<i>losses:</i> vs. Atl. (10/9), at S.D. (10/13)	
in overtime games	0-0
<i>wins:</i>	
<i>losses:</i>	

2016 REGULAR SEASON BRONCOS INDIVIDUAL SINGLE-GAME HIGHS

YARDS RUSHING	107, C.J. Anderson, vs. Hou. (10/24/16)
RUSHING ATTEMPTS	20, two times (last C.J. Anderson, vs. Ind., 9/18/16)
RUSHING TOUCHDOWNS	1, five times (last Devontae Booker, vs. S.D. (10/30/16)
YARDS PASSING	312, Trevor Siemian, at Cin. (9/25/16)
PASS ATTEMPTS	50, Trevor Siemian, at S.D. (10/13/16)
PASS COMPLETIONS	30, Trevor Siemian, at S.D. (10/13/16)
TOUCHDOWN PASSES	4, Trevor Siemian, at Cin. (9/25/16)
PASSES HAD INTERCEPTED	2, Trevor Siemian, vs. Car. (9/8/16)
RECEPTIONS	9, Emmanuel Sanders, at Cin. (9/25/16)
RECEIVING YARDS	117, Emmanuel Sanders, at Cin. (9/25/16)
RECEIVING TOUCHDOWNS	2, Emmanuel Sanders, at Cin. (9/25/16)
TOTAL YARDS FROM SCRIMMAGE	139, C.J. Anderson, vs. Car. (9/8/16)
ALL-PURPOSE YARDS	139, C.J. Anderson, vs. Car. (9/8/16)
FIELD GOALS	4, Brandon McManus, vs. Ind. (9/18/16)
TACKLES	9, Brandon Marshall, at Cin. (9/25/16)
INTERCEPTIONS	2, Aqib Talib, at T.B. (10/2/16)
SACKS	3.0, two times (last Shane Ray, at Cin., 9/25/16)
LONGEST RUN FROM SCRIMMAGE	28, C.J. Anderson, vs. Car., 9/8/16, Andy Janovic, vs. Car., 9/8/16)
LONGEST PASS COMPLETION	55, Trevor Siemian, at Cin. (9/25/16)
LONGEST PASS RECEPTION	55, Demaryius Thomas, at Cin. (9/25/16)
LONGEST INTERCEPTION RETURN	49, Bradley Roby, vs. S.D. (10/30/16)
LONGEST PUNT RETURN	17, Jordan Norwood, vs. Atl. (10/9/16)
LONGEST KICKOFF RETURN	46, Cody Latimer, at Cin. (9/25/16)
LONGEST PUNT	68, Riley Dixon, vs. S.D. (10/30/16)
LONGEST FIELD GOAL	46, two times (last Brandon McManus, at S.D., 10/13/16)

2016 REGULAR SEASON OPPONENTS INDIVIDUAL SINGLE-GAME HIGHS

YARDS RUSHING	111, Melvin Gordon, vs. S.D. (10/30/16)
RUSHING ATTEMPTS	27, Melvin Gordon, at S.D. (10/13/16)
RUSHING TOUCHDOWNS	2, Jeremy Hill, at Cin. (9/25/16)
YARDS PASSING	267, two times (last Philip Rivers, vs. S.D., 10/30/16)
PASS ATTEMPTS	47, Philip Rivers, vs. S.D. (10/30/16)
PASS COMPLETIONS	22, Brock Osweiler, vs. Hou. (10/24/16)
TOUCHDOWN PASSES	2, Philip Rivers, vs. S.D. (10/30/16)
PASSES HAD INTERCEPTED	3, Philip Rivers, vs. S.D. (10/30/16)
RECEPTIONS	8, A.J. Green, at Cin. (9/25/16)
RECEIVING YARDS	132, Tevin Coleman, vs. Atl. (10/9/16)
RECEIVING TOUCHDOWNS	1, six times (last Travis Benjamin and Antonio Gates, vs. S.D., 10/30/16)
TOTAL YARDS FROM SCRIMMAGE	163, Tevin Coleman, vs. Atl. (10/9/16)
ALL-PURPOSE YARDS	163, Tevin Coleman, vs. Atl. (10/9/16)
FIELD GOALS	4, Josh Lambo, at S.D. (10/13/16)
TACKLES	13, Jatavis Brown, at S.D. (10/13/16)
INTERCEPTIONS	1, five times (last Casey Hayward, vs. S.D., 10/30/16)
SACKS	3.5, Vic Beasley, vs. Atl. (10/9/16)
LONGEST RUN FROM SCRIMMAGE	50, Jeremy Hill, at Cin. (9/25/16)
LONGEST PASS COMPLETION	53, Philip Rivers, vs. S.D. (10/30/16)
LONGEST PASS RECEPTION	53, Derek Watt, vs. S.D. (10/30/16)
LONGEST INTERCEPTION RETURN	24, Casey Hayward, vs. S.D. (10/30/16)
LONGEST PUNT RETURN	16, Dexter McCluster, at S.D. (10/13/16)
LONGEST KICKOFF RETURN	27, Quan Bray, vs. Ind. (9/18/16)
LONGEST PUNT	76, Andy Lee, vs. Car. (9/8/16)
LONGEST FIELD GOAL	52, Adam Vinatieri, vs. Ind. (9/18/16)

2016 REGULAR SEASON BRONCOS TEAM SINGLE-GAME HIGHS AND LOWS

BRONCOS	HIGHS	LOWS
TOTAL FIRST DOWNS	24, vs. Ind. (9/18/16)	15, vs. S.D. (10/30/16)
TOTAL NET YARDS	400, vs. Ind. (9/18/16)	267, vs. Atl. (10/9/16)
TOTAL OFFENSIVE PLAYS	68, at S.D. (10/13/16)	57, vs. Car. (9/8/16)
NET YARDS RUSHING	190, vs. Hou. (10/24/16)	52, at Cin. (9/25/16)
RUSHING ATTEMPTS	35, vs. Hou. (10/24/16)	16, at S.D. (10/13/16)
NET YARDS PASSING	303, at Cin. (9/25/16)	157, vs. Hou. (10/24/16)
PASS ATTEMPTS	50, at S.D. (10/13/16)	25, vs. Hou. (10/24/16)
PASS COMPLETIONS	30, at S.D. (10/13/16)	14, vs. Hou. (10/24/16)
PASSES HAD INTERCEPTED	2, vs. Car. (9/8/16)	0, four times (last vs. Hou., 10/24/16)
TIMES SACKED	6, vs. Atl. (10/9/16)	0, vs. Hou. (10/24/16)
PUNTS	7, at T.B. (10/2/16)	2, vs. Ind. (9/18/16)
GROSS PUNTING AVERAGE	50.6, vs. S.D. (10/30/16)	42.5, vs. Hou. (10/24/16)
NET PUNTING AVERAGE	47.8, vs. S.D. (10/30/16)	38.6, at S.D. (10/13/16)
PUNT RETURNS	3, two times (last vs. Hou., 10/24/16)	1, two times (last vs. Atl., 10/9/16)
PUNT RETURN YARDS	33, vs. Hou. (10/24/16)	11, at Cin. (9/25/16)
KICKOFF RETURNS	3, two times (last vs. Atl., 10/9/16)	0, four times (last vs. S.D., 10/30/16)
KICKOFF RETURN YARDS	83, at Cin. (9/25/16)	0, four times (last vs. S.D., 10/30/16)
INTERCEPTION RETURNS	3, vs. S.D. (10/30/16)	0, three times (last vs. Hou., 10/24/16)
INTERCEPTION RETURN YARDS	97, vs. S.D. (10/30/16)	0, vs. Car. (9/8/16)
PENALTIES	12, at S.D. (10/13/16)	4, vs. Car. (9/8/16)
YARDS PENALIZED	103, at S.D. (10/13/16)	22, vs. Car. (9/8/16)
FUMBLES	4, vs. S.D. (10/30/16)	0, two times (last at T.B., 10/2/16)
FUMBLES LOST	2, two times (last vs. S.D., 10/30/16)	0, four times (last vs. Hou., 10/24/16)
SACKS MADE	5, two times (last at T.B., 10/2/16)	1, vs. Hou. (10/24/16)
FUMBLES FORCED	2, three times (last vs. Hou., 10/24/16)	0, two times (last vs. S.D., 10/30/16)
FUMBLES RECOVERED	2, two times (last vs. Hou., 10/24/16)	0, two times (last vs. S.D., 10/30/16)
TIME OF POSSESSION	31:24, at T.B. (10/2/16)	26:32, at S.D. (10/13/16)

2016 REGULAR SEASON OPPONENTS TEAM SINGLE-GAME HIGHS AND LOWS

OPPONENTS	HIGHS	LOWS
TOTAL FIRST DOWNS	21, two times (last vs. S.D., 10/30/16)	14, vs. Hou. (10/24/16)
TOTAL NET YARDS	372, vs. Atl. (10/9/16)	215, at T.B. (10/2/16)
TOTAL OFFENSIVE PLAYS	77, vs. S.D. (10/30/16)	60, at S.D. (10/13/16)
NET YARDS RUSHING	157, vs. Car. (9/8/16)	72, at T.B. (10/2/16)
RUSHING ATTEMPTS	32, two times (last vs. Atl., 10/9/16)	21, vs. Ind. (9/18/16)
NET YARDS PASSING	250, vs. Atl. (10/9/16)	131, vs. Hou. (10/24/16)
PASS ATTEMPTS	47, vs. S.D. (10/30/16)	28, vs. Atl. (10/9/16)
PASS COMPLETIONS	22, vs. Hou. (10/24/16)	15, vs. Atl. (10/9/16)
PASSES HAD INTERCEPTED	3, vs. S.D. (10/30/16)	0, three times (last vs. Hou., 10/24/16)
TIMES SACKED	5, two times (last at T.B., 10/2/16)	2, two times (last at S.D., 10/13/16)
PUNTS	7, at T.B. (10/2/16)	3, vs. Atl. (10/9/16)
GROSS PUNTING AVERAGE	63.0, vs. Car. (9/8/16)	46.2, at Cin. (9/25/16)
NET PUNTING AVERAGE	56.0, vs. Atl. (10/9/16)	40.0, at Cin. (9/25/16)
PUNT RETURNS	4, at S.D. (10/13/16)	0, vs. Ind. (9/18/16)
PUNT RETURN YARDS	28, at S.D. (10/13/16)	0, vs. Ind. (9/18/16)
KICKOFF RETURNS	3, vs. Hou. (10/24/16)	1, two times (last vs. Atl., 10/9/16)
KICKOFF RETURN YARDS	47, vs. Ind. (9/18/16)	9, vs. Car. (9/8/16)
INTERCEPTION RETURNS	2, vs. Car. (9/8/18)	0, four times (last vs. Hou., 10/24/16)
INTERCEPTION RETURN YARDS	24, vs. S.D. (10/30/16)	0, three times (last vs. Atl., 10/2/16)
PENALTIES	9, two times (last at T.B., 10/2/16)	2, vs. Hou. (10/24/16)
YARDS PENALIZED	94, vs. Ind. (9/18/16)	15, vs. Hou. (10/24/16)
FUMBLES	4, vs. Hou. (10/24/16)	0, two times (last vs. S.D., 10/30/16)
FUMBLES LOST	2, vs. Hou. (10/24/16)	0, two times (last vs. S.D., 10/30/16)
SACKS MADE	6, vs. Atl. (10/9/16)	1, three times (last vs. S.D., 10/30/16)
FUMBLES FORCED	3, vs. Atl. (10/9/16)	0, four times (last vs. S.D., 10/30/16)
FUMBLES RECOVERED	2, at S.D. (10/13/16)	0, four times (last vs. S.D., 10/30/16)
TIME OF POSSESSION	33:28, at S.D. (10/13/16)	28:36, at T.B. (10/2/16)

BRONCOS BIG GAMES VS. OAKLAND

BRONCOS ALL-TIME 100-YARD RECEIVING GAMES (36 / 34 reg., 2 post) — vs. OAKLAND

PLAYER	PERFORMANCE	GAME
Haven Moses	5-168, 2 TD	Jan. 1, 1978, vs. Oakland*
Al Frazier	7-166, 1 TD	Oct. 15, 1961, vs. Oakland
Lionel Taylor	8-164, 0 TD	Dec. 5, 1965, at Oakland
Shannon Sharpe	13-156, 1 TD	Jan. 9, 1994, at L.A. Raiders*
Anthony Miller	7-149, 2 TD	Oct. 16, 1995, vs. Oakland
Eddie Royal	9-146, 1 TD	Sept. 8, 2008, at Oakland
Mark Jackson	7-145, 0 TD	Dec. 4, 1988, at L.A. Raiders
Shannon Sharpe	10-142, 0 TD	Nov. 24, 1997, vs. Oakland
Haven Moses	6-141, 0 TD	Dec. 14, 1980, vs. Oakland
Lionel Taylor	11-141, 2 TD	Nov. 21, 1965, vs. Oakland
Vance Johnson	7-134, 0 TD	Sept. 26, 1988, vs. L.A. Raiders
Eric Decker	8-133, 1 TD	Sept. 23, 2013, vs. Oakland
Al Denson	6-131, 2 TD	Dec. 8, 1968, at Oakland
Riley Odoms	8-128, 1 TD	Dec. 14, 1980, vs. Oakland
Wendell Hayes	5-126, 1 TD	Dec. 5, 1965, at Oakland
Mark Jackson	7-121, 0 TD	Sept. 9, 1990, at L.A. Raiders
Jerry Simmons	6-118, 1 TD	Oct. 22, 1972, at Oakland
Lionel Taylor	9-118, 0 TD	Oct. 1, 1961, at Oakland
Lionel Taylor	10-116, 1 TD	Dec. 15, 1963, at Oakland
Demaryius Thomas	8-115, 0 TD	Dec. 28, 2014, vs. Oakland
Shannon Sharpe	6-115, 2 TD	Jan. 2, 1994, at L.A. Raiders
Vance Johnson	5-115, 1 TD	Nov. 22, 1987, at L.A. Raiders
Demaryius Thomas	6-113, 2 TD	Dec. 29, 2013, at Oakland
Lionel Taylor	13-112, 0 TD	Nov. 29, 1964, vs. Oakland
Emmanuel Sanders	9-111, 0 TD	Oct. 11, 2015, at Oakland
Derek Russell	5-111, 0 TD	Oct. 18, 1993, vs. L.A. Raiders
Ashley Lelie	6-110, 0 TD	Dec. 24, 2005, vs. Oakland
Hewritt Dixon	4-109, 0 TD	Oct. 25, 1964, at Oakland
Demaryius Thomas	11-108, 0 TD	Nov. 9, 2014, at Oakland
Ashley Lelie	3-108, 1 TD	Sept. 22, 2003, vs. Oakland
Ashley Lelie	4-106, 0 TD	Dec. 22, 2002, at Oakland
Gene Prebola	4-106, 1 TD	Dec. 15, 1963, at Oakland
Demaryius Thomas	5-103, 0 TD	Sept. 30, 2012, vs. Oakland
Brandon Stokely	3-102, 0 TD	Dec. 2, 2007, at Oakland
Javon Walker	8-101, 0 TD	Sept. 16, 2007, vs. Oakland
Lionel Taylor	7-101, 2 TD	Oct. 2, 1960, vs. Oakland

* *postseason*

BRONCOS BIG GAMES VS. OAKLAND

BRONCOS ALL-TIME 100-YARD RUSHING GAMES (23 / 23 reg., 0 post) — vs. OAKLAND

PLAYER	PERFORMANCE	GAME
Mike Anderson	32-187, 0 TD	Sept. 17, 2000, at Oakland
Reuben Droughns	38-176, 1 TD	Oct. 17, 2004, at Oakland
Clinton Portis	34-170, 2 TD	Nov. 30, 2003, at Oakland
Willis McGahee	20-163, 2 TD	Nov. 6, 2011, at Oakland
Terrell Davis	31-162, 1 TD	Nov. 22, 1998, vs. Oakland
Jon Keyworth	15-148, 1 TD	Nov. 24, 1974, at Oakland
Otis Armstrong	29-146, 0 TD	Nov. 24, 1974, at Oakland
Travis Henry	26-128, 0 TD	Sept. 16, 2007, vs. Oakland
Joe Dudek	23-128, 2 TD	Oct. 12, 1987, vs. L.A. Raiders
Sammy Winder	34-126, 0 TD	Oct. 28, 1984, at L.A. Raiders
Bobby Humphrey	31-125, 0 TD	Dec. 3, 1989, at L.A. Raiders
Knowshon Moreno	32-119, 1 TD	Dec. 6, 2013 at Oakland
Tony Dorsett	32-119, 2 TD	Sept. 26, 1988, vs. L.A. Raiders
Sammy Winder	20-119, 0 TD	Sept. 25, 1983, vs. L.A. Raiders
Tim Tebow	13-118, 0 TD	Nov. 6, 2011, at Oakland
Willis McGahee	19-112, 1 TD	Sept. 30, 2012, vs. Oakland
Correll Buckhalter	14-108, 0 TD	Sept. 27, 2009, at Oakland
Aaron Craver	20-108, 1 TD	Dec. 24, 1995, at Oakland
Terrell Davis	28-104, 0 TD	Sept. 20, 1998, at Oakland
Gaston Green	18-103, 0 TD	Nov. 10, 1991, vs. L.A. Raiders
Reuben Droughns	28-102, 1 TD	Nov. 28, 2004, vs. Oakland
Rob Lytle	18-102, 1 TD	Nov. 25, 1979, vs. Oakland
Rod Bernstine	23-101, 0 TD	Oct. 18, 1993, vs. L.A. Raiders

BRONCOS ALL-TIME 300-YARD PASSING GAMES (15 / 14 reg. 1 post) — vs. OAKLAND

PLAYER	PERFORMANCE	GAME
Peyton Manning	32-37-0, 374 yds., 3 TD	Sept. 23, 2013, vs. Oakland
Jacky Lee	18-35-1, 370 yds., 1 TD	Dec. 5, 1965, at Oakland
John Elway	25-36-0, 361 yds., 3 TD	Jan. 2, 1994, at L.A. Raiders
Charley Johnson	20-28-0, 361 yds., 2 TD	Oct. 22, 1972, at Oakland
Peyton Manning	31-44-2, 340 yds., 5 TD	Nov. 9, 2014, at Oak.
Peyton Manning	30-38-0, 338 yds., 3 TD	Sept. 30, 2012, vs. Oakland
Craig Morton	18-30-1, 338 yds., 1 TD	Dec. 14, 1980, vs. Oakland
John Elway	23-46-0, 324 yds., 2 TD	Oct. 16, 1995, vs. Oakland
John Elway	29-49-3, 324 yds., 2 TD	Dec. 4, 1988, at L.A. Raiders
John Elway	24-41-1, 320 yds., 2 TD	Dec. 24, 1995, at Oakland
Peyton Manning	26-36-1, 310 yds., 1 TD	Dec. 6, 2012 at Oakland
John Elway	26-46-0, 309 yds., 1 TD	Oct. 19, 1997, at Oakland
Brock Osweiler	35-51-0, 308 yds., 0 TD	Dec. 15, 2015, vs. Oakland
Kyle Orton	24-46-1, 304 yds., 1 TD	Sept. 12, 2011, vs. Oakland
John Elway	29-47-1, 302 yds., 3 TD	Jan. 9, 1994, at L.A. Raiders*
Jay Cutler	16-24-0, 300 yds., 2 TD	Sept. 8, 2008, at Oakland

* *postseason*

BRONCOS PLAYER CAREER STATS VS. OAKLAND

OUTSIDE LINEBACKER SHAQUIL BARRETT — vs. OAKLAND

	G/S	W-L	UT	A	TT	S-Yds.	I-Yds.	PD	FF	FR	SpTK
10/11/15 at Oak.	1/0	W	2	2	4	1-7	0-0	0	1	0	3
12/13/15 vs. Oak.	1/1	L	3	0	3	1-12	0-0	0	0	0	1
TOTALS	1/1	1-1	5	2	7	2-19	0-0	0	1	0	4

DEFENSIVE END JARED CRICK — vs. OAKLAND

	G/S	W-L	UT	A	TT	S-Yds.	I-Yds.	PD	FF	FR	SpTK
11/17/13 vs. Oak.*	1/0	L	1	0	1	0-0	0-0	0	0	0	0
9/14/14 at Oak.*	1/1	W	1	0	1	0-0	0-0	1	0	0	0
TOTALS	1/1	1-1	2	0	2	0-0	0-0	1	0	0	0

* -w/Houston

QUARTERBACK AUSTIN DAVIS — vs. OAKLAND

	G/S	W/L	PASSING							RUSHING						
			Att.	Cmp.	Pct.	Yds.	TD	INT	LG	S-Yds.	Rtg.	Att.	Yds.	Avg.	LG	TD
11/30/14 vs. Oak.*	1/0	W	0	0	0.0	0	0	0	—	0-0	0.0	0	0	0.0	—	0
TOTALS	1/0	1-0	0	0	0.0	0	0	0	—	0-0	0.0	0	0	0.0	—	0

* -w/St. Louis

INSIDE LINEBACKER TODD DAVIS — vs. OAKLAND

	G/S	W-L	UT	A	TT	S-Yds.	I-Yds.	PD	FF	FR	SpTK
12/28/14 vs. Oak.	1/1	W	5	1	6	0-0	0-0	2	0	0	0
10/11/15 at Oak.	1/0	W	1	1	2	0-0	0-0	0	0	0	0
12/13/15 vs. Oak.	1/1	L	4	0	4	0-0	0-0	0	0	0	0
TOTALS	3/2	2-1	10	2	12	0-0	0-0	2	0	0	0

CORNERBACK LORENZO DOSS — vs. OAKLAND

	G/S	W-L	UT	A	TT	S-Yds.	I-Yds.	PD	FF	FR	SpTK
12/13/15 vs. Oak.	1/0	L	0	0	0	0-0	0-0	0	0	0	0
TOTALS	1/0	0-1	0	0	0	0-0	0-0	0	0	0	0

WIDE RECEIVER BENNIE FOWLER — vs. OAKLAND

	RECEIVING							RUSHING				
	G/S	W-L	Rec.	Yds.	Avg.	LG	TD	Att.	Yds.	Avg.	LG	TD
10/11/15 at Oak.	1/0	W	2	46	23.0	41	0	0	0	0.0	—	0
12/13/15 vs. Oak.	1/0	L	1	12	12.0	12	0	0	0	0.0	—	0
TOTALS	2/0	1-1	3	58	19.3	41	0	0	0	0.0	—	0

TIGHT END VIRGIL GREEN — vs. OAKLAND

	RECEIVING							RUSHING				
	G/S	W-L	Rec.	Yds.	Avg.	LG	TD	Att.	Yds.	Avg.	LG	TD
9/12/11 at Oak.	1/0	L	0	0	0.0	—	0	0	0	0.0	—	0
12/6/12 at Oak.	1/0	W	0	0	0.0	—	0	0	0	0.0	—	0
9/23/13 vs. Oak.	1/0	W	1	3	3.0	3	0	0	0	0.0	—	0
12/29/13 at Oak.	1/0	W	2	15	7.5	10	0	0	0	0.0	—	0
12/28/14 vs. Oak.	1/1	W	3	46	15.3	38	0	0	0	0.0	—	0
10/11/15 at Oak.	1/0	W	0	0	0.0	—	0	0	0	0.0	—	0
12/13/15 vs. Oak.	1/0	L	0	0	0.0	—	0	0	0	0.0	—	0
TOTALS	7/1	5-2	6	64	10.7	38	0	0	0	0.0	—	0

BRONCOS PLAYER CAREER STATS VS. OAKLAND

CORNERBACK CHRIS HARRIS JR. — vs. OAKLAND

	G/S	W-L	UT	A	TT	S-Yds.	I-Yds.	PD	FF	FR	SpTK
9/12/11 vs. Oak.	1/0	L	0	0	0	0-0	0-0	0	0	0	0
11/6/11 at Oak.	1/1	W	8	2	10	0-0	1-15	1	0	0	0
9/30/12 vs. Oak.	1/0	W	3	0	3	1-11	0-0	0	0	0	0
12/6/12 at Oak.	1/1	W	1	0	1	0-0	0-0	0	0	0	0
9/23/13 vs. Oak.	1/1	W	4	1	5	0-0	0-0	0	0	0	0
12/29/13 at Oak.	1/1	W	2	0	2	0-0	0-0	0	0	0	0
11/9/14 at Oak.	1/1	W	4	0	4	0-0	0-0	1	0	1	0
12/28/14 vs. Oak.	1/1	W	1	1	2	0-0	0-0	1	0	0	0
10/11/15 at Oak.	1/1	W	3	1	4	0-0	1-74	2	0	0	0
12/13/15 vs. Oak.	1/1	L	4	0	4	0-0	0-0	1	0	0	0
TOTALS	10/8	8-2	30	5	35	1-11	2-89	6	0	1	0

NOSE TACKLE DARIUS KILGO — vs. OAKLAND

	G/S	W-L	UT	A	TT	S-Yds.	I-Yds.	PD	FF	FR	SpTK
10/11/15 at Oak.	1/0	W	1	0	1	0-0	0-0	0	0	0	0
12/13/15 vs. Oak.	1/0	L	0	0	0	0-0	0-0	0	0	0	0
TOTALS	2/0	1-1	1	0	1	0-0	0-0	0	0	0	0

WIDE RECEIVER CODY LATIMER — vs. OAKLAND

RECEIVING								RUSHING				
	G/S	W-L	Rec.	Yds.	Avg.	LG	TD	Att.	Yds.	Avg.	LG	TD
11/9/14 at Oak.	1/0	W	1	9	9.0	9	0	0	0	0.0	—	0
12/28/14 vs. Oak.	1/0	W	1	14	14.0	14	0	0	0	0.0	—	0
12/13/15 vs. Oak.	1/0	L	0	0	0.0	0	0	1	-4	-4.0	-4	0
REG. SEASON TOTALS	3/0	2-1	2	23	11.5	14	0	1	-4	-4.0	-4	0

INSIDE LINEBACKER BRANDON MARSHALL — vs. OAKLAND

	G/S	W-L	UT	A	TT	S-Yds.	I-Yds.	PD	FF	FR	SpTK
12/29/13 at Oak.	1/0	W	1	0	1	0-0	0-0	0	0	0	1
11/9/14 at Oak.	1/1	W	11	2	13	0-0	0-0	1	0	0	0
10/11/15 at Oak.	1/1	W	7	1	8	0-0	0-0	0	0	0	0
12/13/15 vs. Oak.	1/1	L	3	0	3	0-0	0-0	0	0	0	1
TOTALS	4/3	3-1	22	3	25	0-0	0-0	1	0	0	2

KICKER BRANDON MCMANUS — vs. OAKLAND

	G/S	W-L	1-19	20-29	30-39	40-49	50+	LG	Total	Pct.	XM-XA	Pct.	Pts.
11/9/14 at Oak.	1/0	W	0-0	2-2	0-0	0-0	0-0	28	2-2	1.000	5-5	1.000	11
12/28/14 vs. Oak.	1/0	W	0-0	0-0	0-0	0-0	0-0	—	0-0	—	0-0	—	0
10/11/15 at Oak.	1/0	W	0-0	2-2	0-0	0-0	1-1	52	3-3	1.000	1-1	1.000	10
12/13/15 vs. Oak.	1/0	L	0-0	2-2	1-1	1-2	0-0	41	4-5	.800	0-0	—	12
TOTALS	4/0	3-1	0-0	6-6	1-1	1-2	1-1	52	9-10	.900	6-6	1.000	33

OUTSIDE LINEBACKER VON MILLER — vs. OAKLAND

	G/S	W-L	UT	A	TT	S-Yds.	I-Yds.	PD	FF	FR	SpTK
9/12/11 vs. Oak.	1/1	L	3	2	5	0-0	0-0	0	1	0	0
11/6/11 at Oak.	1/1	W	4	1	5	0.5-3.5	0-0	0	0	0	0
9/30/12 vs. Oak.	1/1	W	4	1	5	0-0	0-0	0	0	0	0
12/6/12 at Oak.	1/1	W	3	1	4	1-10	0-0	0	1	0	0
11/9/14 at Oak.	1/1	W	4	3	7	0-0	0-0	0	0	0	0
12/28/14 vs. Oak.	1/1	W	3	1	4	1-7	0-0	0	0	0	0
10/11/15 at Oak.	1/1	W	2	0	2	1-7	0-0	0	1	1	0
12/13/15 vs. Oak.	1/1	L	3	0	3	1-9	0-0	1	1	0	0
TOTALS	8/8	6-2	26	9	35	4.5-36.5	0-0	0	4	1	0

BRONCOS PLAYER CAREER STATS VS. OAKLAND

INSIDE LINEBACKER COREY NELSON — vs. OAKLAND

	G/S	W-L	UT	A	TT	S-Yds.	I-Yds.	PD	FF	FR	SpTK
11/9/14 at Oak.	1/0	W	0	0	0	0-0	0-0	0	0	0	0
12/28/14 vs. Oak.	1/0	W	1	1	2	0-0	0-0	1	0	0	0
10/11/15 at Oak.	1/0	W	0	0	0	0-0	0-0	0	0	0	0
12/13/15 vs. Oak.	1/0	L	1	0	1	0-0	0-0	0	0	0	0
TOTALS	4/0	3-1	2	1	3	0-0	0-0	1	0	0	0

WIDE RECEIVER JORDAN NORWOOD — vs. OAKLAND

	G/S	W-L	RECEIVING					RUSHING				
			Rec.	Yds.	Avg.	LG	TD	Att.	Yds.	Avg.	LG	TD
10/16/11 at Oak.*	1/0	L	0	0	0.0	—	0	0	0	0.0	—	0
10/11/15 at Oak.	1/1	W	2	15	7.5	11	0	0	0	0.0	—	0
12/13/15 vs. Oak.	1/0	L	1	5	5.0	5	0	0	0	0.0	—	0
REG. SEASON TOTALS	3/1	1-1	2	15	7.5	11	0	0	0	0.0	—	0

* -w/Cleveland

TIGHT END JOHN PHILLIPS — vs. OAKLAND

	G/S	W-L	RECEIVING					RUSHING				
			Rec.	Yds.	Avg.	LG	TD	Att.	Yds.	Avg.	LG	TD
11/26/09 vs. Oak.*	1/0	W	0	0	0.0	—	0	0	0	0.0	—	0
10/06/13 at Oak.^	1/0	L	0	0	0.0	—	0	0	0	0.0	—	0
12/22/13 vs. Oak.^	1/1	W	1	5	5.0	5	0	0	0	0.0	—	0
10/12/14 at Oak.^	1/0	W	0	0	0.0	—	0	0	0	0.0	—	0
11/16/14 vs. Oak.^	1/0	W	0	0	0.0	—	0	0	0	0.0	—	0
10/25/15 vs. Oak.^	1/0	L	1	5	5.0	5	0	0	0	0.0	—	0
12/24/15 at Oak.^	1/1	L	1	9	9.0	9	0	0	0	0.0	—	0
REG. SEASON TOTALS	7/2	4-3	3	19	6.3	9	0	0	0	0.0	—	0

* -w/Dallas, ^ -w/San Diego

OUTSIDE LINEBACKER SHANE RAY — vs. OAKLAND

	G/S	W-L	UT	A	TT	S-Yds.	I-Yds.	PD	FF	FR	SpTK
10/11/15 at Oak.	1/0	W	1	0	1	1-7	0-0	0	0	0	0
12/13/15 vs. Oak.	1/0	L	1	0	1	0-0	0-0	0	0	0	0
TOTALS	2/0	1-1	2	0	2	1-7	0-0	0	0	0	0

CORNERBACK BRADLEY ROBY — vs. OAKLAND

	G/S	W-L	UT	A	TT	S-Yds.	I-Yds.	PD	FF	FR	SpTK
11/9/14 at Oak.	1/0	W	4	0	4	0-0	1-0	2	0	0	0
12/28/14 vs. Oak.	1/0	W	3	0	3	0-0	0-0	2	0	0	0
10/11/15 at Oak.	1/0	W	2	1	3	0-0	0-0	0	0	0	0
12/13/15 vs. Oak.	1/1	L	2	0	2	0-0	0-0	1	0	0	0
TOTALS	4/1	3-1	11	1	12	0-0	1-0	5	0	0	0

WIDE RECEIVER EMMANUEL SANDERS — vs. OAKLAND

	G/S	W-L	RECEIVING					RUSHING				
			Rec.	Yds.	Avg.	LG	TD	Att.	Yds.	Avg.	LG	TD
11/21/10 vs. Oak.*	1/0	W	2	35	17.5	22t	1	0	0	0.0	—	0
9/23/12 at Oak.*	1/0	L	3	33	11.0	21	0	0	0	0.0	—	0
10/27/13 at Oak.*	1/1	L	7	88	12.6	33	1	0	0	0.0	—	0
11/9/14 at Oak.	1/1	W	5	67	13.4	32t	2	1	5	5.0	5	0
12/28/14 vs. Oak.	1/1	W	6	73	12.2	31	0	1	5	5.0	5	0
10/11/15 at Oak.	1/1	W	9	111	12.3	45	0	1	5	5.0	5	0
12/13/15 vs. Oak.	1/1	L	2	17	8.5	11	0	0	0	0.0	—	0
REG. SEASON TOTALS	7/5	4-3	34	424	12.5	45	4	1	5	5.0	5	0

BRONCOS PLAYER CAREER STATS VS. OAKLAND

SAFETY DARIAN STEWART — vs. OAKLAND

	G/S	W-L	UT	A	TT	S-Yds.	I-Yds.	PD	FF	FR	SpTK
9/19/10 at Oak.*	1/0	L	0	0	0	0-0	0-0	0	0	0	0
10/11/15 at Oak.	1/1	W	3	2	5	0-0	0-0	0	0	0	0
12/13/15 vs. Oak.	1/1	L	3	0	3	0-0	0-0	1	0	0	0
TOTALS	3/2	1-2	6	2	8	0-0	0-0	1	0	0	0

* -w/St. Louis

CORNERBACK AQIB TALIB — vs. OAKLAND

	G/S	W-L	UT	A	TT	S-Yds.	I-Yds.	PD	FF	FR	SpTK
12/28/08 vs. Oak.*	1/0	L	2	0	2	0-0	0-0	0	0	0	1
11/9/14 at Oak.	1/1	W	1	1	2	0-0	0-0	1	0	0	0
12/28/14 vs. Oak.	1/1	W	3	1	4	1-8	0-0	0	0	0	0
10/11/15 at Oak.	1/1	W	1	1	2	0-0	0-0	0	0	0	0
12/13/15 vs. Oak.	1/1	L	1	0	1	0-0	0-0	0	0	0	0
TOTALS	5/4	3-2	8	3	11	1-8	0-0	1	0	0	1

* -w/Tampa Bay

WIDE RECEIVER DEMARYIUS THOMAS — vs. OAKLAND

	G/S	W-L	RECEIVING					RUSHING				
			Rec.	Yds.	Avg.	LG	TD	Att.	Yds.	Avg.	LG	TD
10/24/10 vs. Oak.	1/0	L	1	6	6.0	6	0	1	1	1.0	1	0
11/6/11 at Oak.	1/0	W	1	29	29.0	29	0	0	0	0.0	—	0
9/30/12 vs. Oak.	1/1	W	5	103	20.6	40	0	0	0	0.0	—	0
12/6/12 at Oak.	1/1	W	5	83	16.6	22	0	0	0	0.0	—	0
9/23/13 vs. Oak.	1/1	W	10	94	9.4	22	0	0	0	0.0	—	0
12/29/13 at Oak.	1/1	W	6	113	18.8	63t	2	0	0	0.0	—	0
11/9/14 at Oak.	1/1	W	11	108	9.8	21	0	0	0	0.0	—	0
12/28/14 vs. Oak.	1/1	W	8	115	14.4	27	0	0	0	0.0	—	0
10/11/15 at Oak.	1/1	W	5	55	11.0	17	0	0	0	0.0	—	0
12/13/15 vs. Oak.	1/1	L	10	95	9.5	17	0	0	0	0.0	—	0
TOTALS	10/8	8-2	62	801	12.9	63t	2	1	1	1.0	1	0

ADDITIONAL STATISTICS — Made one special-teams tackle (10/24/10).

SAFETY T.J. WARD — vs. OAKLAND

	G/S	W-L	UT	A	TT	S-Yds.	I-Yds.	PD	FF	FR	SpTK
10/16/11 at Oak.*	1/1	L	5	2	7	0-0	0-0	0	0	0	1
12/2/12 at Oak.*	1/1	W	2	1	3	0-0	0-0	0	0	0	0
11/9/14 at Oak.	1/1	W	4	3	7	0-0	1-18	1	0	0	0
10/11/15 at Oak.	1/1	W	6	1	8	0-0	0-0	0	1	0	0
TOTALS	4/4	3-1	17	7	24	0-0	1-18	1	1	0	1

*-w/Cleveland

OUTSIDE LINEBACKER DEMARCUS WARE — vs. OAKLAND

	G/S	W-L	UT	A	TT	S-Yds.	I-Yds.	PD	FF	FR	SpTK
10/2/05 at Oak.*	1/1	L	3	0	3	1-8	0-0	0	0	0	0
11/26/09 vs. Oak.*	1/1	W	1	0	1	1-0	0-0	1	1	0	0
11/28/13 vs. Oak.*	1/1	W	1	2	3	0-0	0-0	0	0	0	0
11/9/14 at Oak.	1/1	W	2	0	2	0-0	0-0	0	0	0	0
12/28/14 vs. Oak.	1/1	W	3	0	3	0-0	0-0	0	0	0	0
10/11/15 at Oak.	1/1	W	1	2	3	0-0	0-0	0	0	0	0
12/13/15 vs. Oak.	1/0	L	0	0	0	0-0	0-0	0	0	0	0
TOTALS	7/6	5-2	11	4	15	2-8	0-0	1	1	0	0

*-w/Dallas

BRONCOS PLAYER CAREER STATS VS. OAKLAND

OUTSIDE LINEBACKER DEKODA WATSON— vs. OAKLAND

	G/S	W-L	UT	A	TT	S-Yds.	I-Yds.	PD	FF	FR	SpTK
11/4/12 at Oak.*	1/0	L	0	0	0	0-0	0-0	0	0	0	0
TOTALS	1/0	5-2	0	0	0	0-0	0-0	0	0	0	0

*-w/Tampa Bay

CORNERBACK KAYVON WEBSTER — vs. OAKLAND

	G/S	W-L	UT	A	TT	S-Yds.	I-Yds.	PD	FF	FR	SpTK
9/23/13 vs. Oak.	1/0	W	1	0	1	0-0	0-0	1	0	0	0
11/9/14 at Oak.	1/0	W	0	0	0	0-0	0-0	0	0	0	0
12/28/14 vs. Oak.	1/0	W	2	0	2	0-0	0-0	2	0	0	0
10/11/15 at Oak.	1/0	W	0	0	0	0-0	0-0	1	0	0	0
12/13/15 vs. Oak.	1/0	L	0	0	0	0-0	0-0	0	0	0	1
TOTALS	5/0	4-1	3	0	3	0-0	0-0	4	0	0	1

NOSE TACKLE SYLVESTER WILLIAMS — vs. OAKLAND

	G/S	W-L	UT	A	TT	S-Yds.	I-Yds.	PD	FF	FR	SpTK
9/23/13 vs. Oak.	1/0	W	0	0	0	0-0	0-0	0	0	0	0
12/29/13 at Oak.	1/1	W	1	1	2	0-0	0-0	0	0	1	0
11/9/14 at Oak.	1/1	W	0	1	1	0-0	0-0	0	0	0	0
12/28/14 vs. Oak.	1/0	W	0	0	0	0-0	0-0	0	0	0	0
10/11/15 at Oak.	1/1	W	0	1	1	0-0	0-0	0	0	0	0
12/13/15 vs. Oak.	1/1	L	1	0	1	0-0	0-0	0	0	0	0
TOTALS	6/4	5-1	2	3	5	0-0	0-0	0	0	1	0

DEFENSIVE END BILLY WINN — vs. OAKLAND

	G/S	W-L	UT	A	TT	S-Yds.	I-Yds.	PD	FF	FR	SpTK
12/02/12 at Oak.	1/0	W	0	0	0	0-0	0-0	0	0	0	0
TOTALS	1/0	1-0	0	0	0	0-0	0-0	0	0	0	0

* -w/Cleveland

DEFENSIVE END DEREK WOLFE — vs. OAKLAND

	G/S	W-L	UT	A	TT	S-Yds.	I-Yds.	PD	FF	FR	SpTK
9/30/12 vs. Oak.	1/1	W	1	1	2	0-0	0-0	0	0	0	0
12/6/12 at Oak.	1/1	W	0	0	0	0-0	0-0	0	0	0	0
9/23/13 vs. Oak.	1/1	W	0	0	0	0-0	0-0	0	0	0	0
11/9/14 at Oak.	1/1	W	1	0	1	0-0	0-0	0	0	0	0
12/28/14 vs. Oak.	1/1	W	0	1	1	0-0	0-0	0	0	0	0
10/11/15 at Oak.	1/1	W	4	1	5	0-0	0-0	0	0	0	0
12/13/15 vs. Oak.	1/1	L	2	0	2	1-15	0-0	0	0	0	0
TOTALS	7/7	6-1	8	3	11	1-15	0-0	0	0	0	0

2016 DENVER BRONCOS NUMERICAL ROSTER

Updated: Nov. 1, 2016

No.	Name	Pos.	Ht.	Wt.	Age	Exp.	College	Hometown	How Acq.	2016 PARTICIPATION			
										GP	GS	DNP	INA
4	Austin Davis	QB	6-2	221	27	5	Southern Mississippi	Meridian, Miss.	FA-'16	0	0	1	7
8	Brandon McManus	K	6-3	201	25	3	Temple	Lansdale, Pa.	T-'14	8	0	0	0
9	Riley Dixon	P	6-4	221	23	R	Syracuse	Blossvale, N.Y.	D7-'16	8	0	0	0
10	Emmanuel Sanders	WR	5-11	180	29	7	Southern Methodist	Bellville, Texas	UFA-'14	8	8	0	0
11	Jordan Norwood	WR	5-11	180	30	7	Penn State	State College, Pa.	FA-'14	8	4	0	0
12	Paxton Lynch	QB	6-7	244	22	R	Memphis	San Antonio	D1-'16	2	1	6	0
13	Trevor Siemian	QB	6-3	220	24	2	Northwestern	Windermere, Fla.	D7a-'15	7	7	0	1
14	Cody Latimer	WR	6-2	215	24	3	Indiana	Dayton, Ohio	D2-'14	6	1	0	2
16	Bennie Fowler	WR	6-1	212	25	2	Michigan State	Bloomfield, Mich.	CFA-'14	6	0	0	2
21	Aqib Talib	CB	6-1	205	30	9	Kansas	Richardson, Texas	UFA-'14	7	7	0	1
23	Devontae Booker	RB	5-11	219	24	R	Utah	Sacramento, Calif.	D4-'16	8	1	0	0
25	Chris Harris Jr.	CB	5-10	199	27	5	Kansas	Bixby, Okla.	CFA-'11	8	8	0	0
26	Darian Stewart	S	5-11	214	28	7	South Carolina	Huntsville, Ala.	UFA-'15	8	8	0	0
29	Bradley Roby	CB	5-11	194	24	3	Ohio State	Suwanee, Ga.	D1-'14	8	1	0	0
31	Justin Simmons	S	6-2	202	22	R	Boston College	Manassas, Va.	D3-'16	5	0	0	3
32	Andy Janovich	FB	6-1	238	23	R	Nebraska	Gretna, Neb.	D6a-'16	8	4	0	0
34	Will Parks	S	6-1	194	22	R	Arizona	Philadelphia	D6b-'16	8	0	0	0
35	Kapri Bibbs	RB	5-11	203	23	2	Colorado State	Plainfield, Ill.	CFA-'14	8	0	0	0
36	Kayvon Webster	CB	5-11	198	25	4	South Florida	Opa-locka, Fla.	D3-'13	7	0	0	1
37	Lorenzo Doss	CB	5-11	187	22	2	Tulane	New Orleans	D5-'15	2	0	0	6
40	Juwan Thompson	RB	5-11	225	24	3	Duke	Fairburn, Ga.	CFA-'14	1	0	0	0
42	Casey Kreiter	LS	6-1	250	26	1	Iowa	DeWitt, Iowa	FA-'16	8	0	0	0
43	T.J. Ward	S	5-10	200	29	7	Oregon	Concord, Calif.	UFA-'14	8	8	0	0
48	Shaquil Barrett	OLB	6-2	250	23	3	Colorado State	Baltimore, Md.	CFA-'14	8	0	0	0
50	Zaire Anderson	ILB	5-11	220	24	1	Nebraska	Philadelphia	CFA-'15	8	0	0	0
51	Todd Davis	ILB	6-1	230	24	3	Sacramento State	Lancaster, Calif.	W-'14	8	8	0	0
52	Corey Nelson	ILB	6-1	226	24	3	Oklahoma	Dallas	D7-'14	8	1	0	0
53	James Ferentz	C	6-2	285	27	2	Iowa	Iowa City, Iowa	W-'15	3	0	5	0
54	Brandon Marshall	ILB	6-1	250	27	5	Nevada	Las Vegas	FA-'13	7	7	0	1
56	Shane Ray	OLB	6-3	245	23	2	Missouri	Shawnee Mission, Kan.	D1-'15	8	6	0	0
57	Dekoda Watson	OLB	6-2	240	28	7	Florida State	Aiken, S.C.	UFA-'16	8	0	0	0
58	Von Miller	OLB	6-3	250	27	6	Texas A&M	DeSoto, Texas	D1-'11	8	8	0	0
60	Connor McGovern	G	6-4	306	23	R	Missouri	Fargo, N.D.	D5-'16	0	0	0	8
61	Matt Paradis	C	6-3	300	27	2	Boise State	Council, Idaho	D6-'14	8	8	0	0
70	Billy Turner	G	6-5	310	25	3	North Dakota State	Shoreview, Minn.	W-'16	5	2	0	2
71	Donald Stephenson	T	6-6	312	28	5	Oklahoma	Kansas City, Mo.	UFA-'16	4	4	0	2
73	Russell Okung	T	6-5	310	28	7	Oklahoma State	Richmond, Texas	UFA-'16	8	8	0	0
74	Ty Sambrailo	OL	6-5	315	24	2	Colorado State	Watsonville, Calif.	D2-'15	5	3	0	3
76	Max Garcia	G	6-4	309	24	2	Florida	Norcross, Ga.	D4-'15	8	8	0	0
79	Michael Schofield	OL	6-6	301	25	3	Michigan	Orland Park, Ill.	D3-'14	8	8	0	0
82	Jeff Heuerman	TE	6-5	255	23	2	Ohio State	Naples, Fla.	D3-'15	5	0	0	3
83	A.J. Derby	TE	6-5	255	25	2	Arkansas	Iowa City, Iowa	T-'16	4	0	0	4
85	Virgil Green	TE	6-5	255	28	6	Nevada	Tulare, Calif.	D7a-'11	5	4	0	3
86	John Phillips	TE	6-5	251	29	8	Virginia	Hot Springs, Va.	FA-'16	8	3	0	0
87	Jordan Taylor	WR	6-5	210	24	1	Rice	Denison, Texas	CFA-'15	8	0	0	0
88	Demaryius Thomas	WR	6-3	229	28	7	Georgia Tech	Montrose, Ga.	D1a-'10	8	8	0	0
92	Sylvester Williams	NT	6-2	313	27	4	North Carolina	Jefferson City, Mo.	D1-'13	8	8	0	0
93	Jared Crick	DE	6-4	285	27	5	Nebraska	Cozad, Neb.	UFA-'16	8	8	0	0
94	DeMarcus Ware	OLB	6-4	258	34	12	Troy	Auburn, Ala.	UFA-'14	3	2	0	5
95	Derek Wolfe	DE	6-5	285	26	5	Cincinnati	Lisbon, Ohio	D2a-'12	8	8	0	0
97	Billy Winn	DE	6-4	300	27	5	Boise State	Las Vegas	FA-'16	8	0	0	0
98	Darius Kilgo	NT	6-3	319	24	2	Maryland	Charlotte, N.C.	D6-'15	8	0	0	0
99	Adam Gotsis	DE	6-4	287	24	R	Georgia Tech	Melbourne, Australia	D2-'16	8	0	0	0
INJURED RESERVE													
22	C.J. Anderson	RB	5-8	224	25	4	California	Vallejo, Calif.	CFA-'13	7	7	0	0
67	Sam Brenner	C/G	6-2	310	26	4	Utah	Oceanside, Calif.	W-'15	0	0	0	0
96	Vance Walker	DE	6-2	305	29	8	Georgia Tech	Fort Mill, S.C.	FA-'15	0	0	0	0
PRACTICE SQUAD													
19	Kalif Raymond	WR	5-9	160	22	R	College of the Holy Cross	Lawrencville, Ga.	CFA-'16	0	0	0	0
39	Taurean Nixon	CB	5-10	187	25	2	Tulane	Baton Rouge, La.	D7b-'15	0	0	0	0
49	Quentin Gause	LB	6-0	243	24	R	Rutgers	Rochester, N.Y.	FA-'16	0	0	0	0
55	Dillon Day	C	6-4	299	25	1	Mississippi State	West Monroe, La.	CFA-'15	0	0	0	0
59	Vontarrius Dora	OLB	6-4	256	24	R	Louisiana Tech	West Point, Miss.	CFA-'16	0	0	0	0
64	Justin Murray	T	6-5	304	23	R	Cincinnati	Cincinnati, Ohio	CFA-'16	0	0	0	0
81	Steven Scheu	TE	6-5	255	24	R	Vanderbilt	Greenville, S.C.	FA-'16	0	0	0	0
84	Henry Krieger-Coble	TE	6-4	248	24	R	Iowa	Mount Pleasant, Iowa	CFA-'16	0	0	0	0
90	Kyle Peko	NT	6-1	305	23	R	Oregon State	La Habra, Calif.	CFA-'16	0	0	0	2

COACHING STAFF

Gary Kubiak - Head Coach; **Rick Dennison** - Offensive Coordinator; **Wade Phillips** - Defensive Coordinator; **Joe DeCamillis** - Special Teams Coordinator; **Clancy Barone** - Offensive Line; **Chris Beake** - Defensive Assistant/Defensive Line; **Samson Brown** - Assistant Secondary; **Tony Coaxum** - Assistant Special Teams; **James Cregg** - Assistant Offensive Line; **Mike Eubanks** - Assistant Strength and Conditioning; **Reggie Herring** - Linebackers; **Greg Knapp** - Quarterbacks/Passing Game Coordinator; **Bill Kollar** - Defensive Line; **Klint Kubiak** - Offensive Assistant/QBs; **Anthony Lomando** - Assistant Strength & Conditioning; **Dennis Love** - Assistant Strength & Conditioning; **Marc Lubick** - Assistant Wide Receivers; **Fred Pagac** - Outside Linebackers; **Brian Pariani** - Tight Ends; **Luke Richesson** - Strength & Conditioning; **Eric Stutesville** - Running Backs; **Tyke Tolbert** - Wide Receivers; **Joe Woods** - Defensive Backs

2016 DENVER BRONCOS ALPHABETICAL ROSTER

Updated: Nov. 1, 2016

No.	Name	Pos.	Ht.	Wt.	Age	Exp.	College	Hometown	How Acq.	2016 PARTICIPATION			
										GP	GS	DNP	INA
50	Anderson, Zaire	ILB	5-11	220	24	1	Nebraska	Philadelphia	CFA-'15	8	0	0	0
48	Barrett, Shaquil	OLB	6-2	250	23	3	Colorado State	Baltimore, Md.	CFA-'14	8	0	0	0
35	Bibbs, Kapri	RB	5-11	203	23	2	Colorado State	Plainfield, Ill.	CFA-'14	8	0	0	0
23	Booker, Devontae	RB	5-11	219	24	R	Utah	Sacramento, Calif.	D4-'16	8	1	0	0
93	Crick, Jared	DE	6-4	285	27	5	Nebraska	Cozad, Neb.	UFA-'16	8	8	0	0
4	Davis, Austin	QB	6-2	221	27	5	Southern Mississippi	Meridian, Miss.	FA-'16	0	0	1	7
51	Davis, Todd	ILB	6-1	230	24	3	Sacramento State	Lancaster, Calif.	W-'14	8	8	0	0
83	Derby, A.J.	TE	6-5	255	25	2	Arkansas	Iowa City, Iowa	T-'16	4	0	0	4
9	Dixon, Riley	P	6-4	221	23	R	Syracuse	Blossvale, N.Y.	D7-'16	8	0	0	0
37	Doss, Lorenzo	CB	5-11	187	22	2	Tulane	New Orleans	D5-'15	2	0	0	6
53	Ferentz, James	C	6-2	285	27	2	Iowa	Iowa City, Iowa	W-'15	3	0	5	0
16	Fowler, Bennie	WR	6-1	212	25	2	Michigan State	Bloomfield, Mich.	CFA-'14	6	0	0	2
76	Garcia, Max	G	6-4	309	24	2	Florida	Norcross, Ga.	D4-'15	8	8	0	0
99	Gotsis, Adam	DE	6-4	287	24	R	Georgia Tech	Melbourne, Australia	D2-'16	8	0	0	0
85	Green, Virgil	TE	6-5	255	28	6	Nevada	Tulare, Calif.	D7a-'11	5	4	0	3
25	Harris Jr., Chris	CB	5-10	199	27	5	Kansas	Bixby, Okla.	CFA-'11	8	8	0	0
82	Heuerman, Jeff	TE	6-5	255	23	2	Ohio State	Naples, Fla.	D3-'15	5	0	0	3
32	Janovich, Andy	FB	6-1	238	23	R	Nebraska	Gretna, Neb.	D6a-'16	8	4	0	0
98	Kilgo, Darius	NT	6-3	319	24	2	Maryland	Charlotte, N.C.	D6-'15	8	0	0	0
42	Kreiter, Casey	LS	6-1	250	26	1	Iowa	DeWitt, Iowa	FA-'16	8	0	0	0
14	Latimer, Cody	WR	6-2	215	24	3	Indiana	Dayton, Ohio	D2-'14	6	1	0	2
12	Lynch, Paxton	QB	6-7	244	22	R	Memphis	San Antonio	D1-'16	2	1	6	0
54	Marshall, Brandon	ILB	6-1	250	27	5	Nevada	Las Vegas	FA-'13	7	7	0	1
60	McGovern, Connor	G	6-4	306	23	R	Missouri	Fargo, N.D.	D5-'16	0	0	0	8
8	McManus, Brandon	K	6-3	201	25	3	Temple	Lansdale, Pa.	T-'14	8	0	0	0
58	Miller, Von	OLB	6-3	250	27	6	Texas A&M	DeSoto, Texas	D1-'11	8	8	0	0
52	Nelson, Corey	ILB	6-1	226	24	3	Oklahoma	Dallas	D7-'14	8	1	0	0
11	Norwood, Jordan	WR	5-11	180	30	7	Penn State	State College, Pa.	FA-'14	8	4	0	0
73	Okung, Russell	T	6-5	310	28	7	Oklahoma State	Richmond, Texas	UFA-'16	8	8	0	0
61	Paradis, Matt	C	6-3	300	27	2	Boise State	Council, Idaho	D6-'14	8	8	0	0
34	Parks, Will	S	6-1	194	22	R	Arizona	Philadelphia	D6b-'16	8	0	0	0
86	Phillips, John	TE	6-5	251	29	8	Virginia	Hot Springs, Va.	FA-'16	8	3	0	0
56	Ray, Shane	OLB	6-3	245	23	2	Missouri	Shawnee Mission, Kan.	D1-'15	8	6	0	0
29	Roby, Bradley	CB	5-11	194	24	3	Ohio State	Suwanee, Ga.	D1-'14	8	1	0	0
74	Sambrailo, Ty	OL	6-5	315	24	2	Colorado State	Watsonville, Calif.	D2-'15	5	3	0	3
10	Sanders, Emmanuel	WR	5-11	180	29	7	Southern Methodist	Bellville, Texas	UFA-'14	8	8	0	0
79	Schofield, Michael	OL	6-6	301	25	3	Michigan	Orland Park, Ill.	D3-'14	8	8	0	0
13	Siemian, Trevor	QB	6-3	220	24	2	Northwestern	Windermere, Fla.	D7a-'15	7	7	0	1
31	Simmons, Justin	S	6-2	202	22	R	Boston College	Manassas, Va.	D3-'16	5	0	0	3
71	Stephenson, Donald	T	6-6	312	28	5	Oklahoma	Kansas City, Mo.	UFA-'16	5	5	0	3
26	Stewart, Darian	S	5-11	214	28	7	South Carolina	Huntsville, Ala.	UFA-'15	8	8	0	0
21	Talib, Aqib	CB	6-1	205	30	9	Kansas	Richardson, Texas	UFA-'14	7	7	0	1
87	Taylor, Jordan	WR	6-5	210	24	1	Rice	Sherman, Texas	CFA-'15	8	0	0	0
88	Thomas, Demaryius	WR	6-3	229	28	7	Georgia Tech	Montrose, Ga.	D1a-'10	8	8	0	0
40	Thompson, Juwan	RB	5-11	225	24	3	Duke	Fairburn, Ga.	CFA-'14	1	0	0	0
70	Turner, Billy	G	6-5	310	25	3	North Dakota State	Shoreview, Minn.	W-'16	5	2	0	2
43	Ward, T.J.	S	5-10	200	29	7	Oregon	Concord, Calif.	UFA-'14	8	8	0	0
94	Ware, DeMarcus	OLB	6-4	258	34	12	Troy	Auburn, Ala.	UFA-'14	3	2	0	5
57	Watson, Dekoda	OLB	6-2	240	28	7	Florida State	Aiken, S.C.	UFA-'16	8	0	0	0
36	Webster, Kayvon	CB	5-11	198	25	4	South Florida	Opa-locka, Fla.	D3-'13	7	0	0	1
92	Williams, Sylvester	NT	6-2	313	27	4	North Carolina	Jefferson City, Mo.	D1-'13	8	8	0	0
97	Winn, Billy	DE	6-4	300	27	5	Boise State	Las Vegas	FA-'16	8	0	0	0
95	Wolfe, Derek	DE	6-5	285	26	5	Cincinnati	Lisbon, Ohio	D2a-'12	8	8	0	0
INJURED RESERVE													
22	Anderson, C.J.	RB	5-8	224	25	4	California	Vallejo, Calif.	CFA-'13	7	7	0	0
67	Brenner, Sam	C/G	6-2	310	26	4	Utah	Oceanside, Calif.	W-'15	0	0	0	0
96	Walker, Vance	DE	6-2	305	29	8	Georgia Tech	Fort Mill, S.C.	FA-'15	0	0	0	0
PRACTICE SQUAD													
55	Day, Dillon	C	6-4	299	25	1	Mississippi State	West Monroe, La.	CFA-'15	0	0	0	0
59	Dora, Vontarius	OLB	6-4	256	24	R	Louisiana Tech	West Point, Miss.	CFA-'16	0	0	0	0
49	Gause, Quinton	LB	6-0	243	24	R	Rutgers	Rochester, N.Y.	FA-'16	0	0	0	0
84	Krieger-Coble, Henry	TE	6-4	248	24	R	Iowa	Mount Pleasant, Iowa	CFA-'16	0	0	0	0
64	Murray, Justin	T	6-5	304	23	R	Cincinnati	Cincinnati, Ohio	CFA-'16	0	0	0	0
39	Nixon, Taurean	CB	5-10	187	25	2	Tulane	Baton Rouge, La.	D7b-'15	0	0	0	0
90	Peko, Kyle	NT	6-1	305	23	R	Oregon State	La Habra, Calif.	CFA-'16	0	0	0	2
19	Raymond, Kalif	WR	5-9	160	22	R	College of the Holy Cross	Lawrenceville, Ga.	CFA-'16	0	0	0	0
81	Scheu, Steven	TE	6-5	255	24	R	Vanderbilt	Greenville, S.C.	FA-'16	0	0	0	0

COACHING STAFF

Gary Kubiak - Head Coach; **Rick Dennison** - Offensive Coordinator; **Wade Phillips** - Defensive Coordinator; **Joe DeCamillis** - Special Teams Coordinator; **Clancy Barone** - Offensive Line; **Chris Beake** - Defensive Assistant/Defensive Line; **Samson Brown** - Assistant Secondary; **Tony Coaxum** - Assistant Special Teams; **James Cregg** - Assistant Offensive Line; **Mike Eubanks** - Assistant Strength and Conditioning; **Reggie Herring** - Linebackers; **Greg Knapp** - Quarterbacks/Passing Game Coordinator; **Bill Kollar** - Defensive Line; **Klint Kubiak** - Offensive Assistant/QBs; **Anthony Lomando** - Assistant Strength & Conditioning; **Dennis Love** - Assistant Strength & Conditioning; **Marc Lubick** - Assistant Wide Receivers; **Fred Pagac** - Outside Linebackers; **Brian Pariani** - Tight Ends; **Luke Richesson** - Strength & Conditioning; **Eric Stutesville** - Running Backs; **Tyke Tolbert** - Wide Receivers; **Joe Woods** - Defensive Backs

2016 DENVER BRONCOS POSITION-BY-POSITION ROSTER

Updated: Nov. 1, 2016

OFFENSE

QUARTERBACKS (3)

No.	Name	Pos.	Ht.	Wt.	Age	Exp.	College
4	Davis, Austin	QB	6-2	221	27	5	Southern Mississippi
12	Lynch, Paxton	QB	6-7	245	22	R	Memphis
13	Siemian, Trevor	QB	6-3	220	24	2	Northwestern

RUNNING BACKS (4)

No.	Name	Pos.	Ht.	Wt.	Age	Exp.	College
35	Bibbs, Kapri	RB	5-11	203	23	2	Colorado State
23	Booker, Devontae	RB	5-11	212	24	R	Utah
32	Janovich, Andy	FB	6-1	225	23	R	Nebraska
40	Thompson, Juwan	RB	5-11	225	116	3	Duke

WIDE RECEIVERS (6)

No.	Name	Pos.	Ht.	Wt.	Age	Exp.	College
16	Fowler, Bennie	WR	6-1	212	25	2	Michigan State
14	Latimer, Cody	WR	6-2	215	24	3	Indiana
11	Norwood, Jordan	WR	5-11	180	30	7	Penn State
10	Sanders, Emmanuel	WR	5-11	180	29	7	Southern Methodist
87	Taylor, Jordan	WR	6-5	210	24	1	Rice
88	Thomas, Demaryius	WR	6-3	229	28	7	Georgia Tech

TIGHT ENDS (4)

No.	Name	Pos.	Ht.	Wt.	Age	Exp.	College
83	A.J. Derby	TE	6-5	255	25	2	Arkansas
85	Green, Virgil	TE	6-5	255	28	6	Nevada
82	Heuerman, Jeff	TE	6-5	255	23	2	Ohio State
86	Phillips, John	TE	6-5	251	29	8	Virginia

OFFENSIVE LINEMEN (9)

No.	Name	Pos.	Ht.	Wt.	Age	Exp.	College
53	Ferentz, James	C	6-2	285	27	2	Iowa
76	Garcia, Max	G	6-4	309	23	2	Florida
60	McGovern, Connor	G	6-4	306	23	R	Missouri
73	Okung, Russell	T	6-5	310	28	7	Oklahoma State
61	Paradis, Matt	C	6-3	300	27	2	Boise State
74	Sambrailo, Ty	OL	6-5	315	24	2	Colorado State
79	Schofield, Michael	OL	6-6	301	25	3	Michigan
71	Stephenson, Donald	T	6-6	312	28	5	Oklahoma
70	Turner, Billy	G	6-5	310	25	3	North Dakota State

DEFENSE

DEFENSIVE LINE (6)

No.	Name	Pos.	Ht.	Wt.	Age	Exp.	College
93	Crick, Jared	DE	6-4	285	27	5	Nebraska
99	Gotsis, Adam	DE	6-5	282	24	R	Georgia Tech
98	Kilgo, Darius	NT	6-3	319	24	2	Maryland
92	Williams, Sylvester	NT	6-2	313	27	4	North Carolina
97	Winn, Billy	DE	6-4	300	27	5	Boise State
95	Wolfe, Derek	DE	6-5	285	26	5	Cincinnati

LINEBACKERS (9)

No.	Name	Pos.	Ht.	Wt.	Age	Exp.	College
50	Anderson, Zaire	ILB	5-11	220	24	1	Nebraska
48	Barrett, Shaquil	OLB	6-2	250	23	3	Colorado State
51	Davis, Todd	ILB	6-1	230	24	3	Sacramento State
54	Marshall, Brandon	ILB	6-1	250	27	5	Nevada
58	Miller, Von	OLB	6-4	250	27	6	Texas A&M
52	Nelson, Corey	ILB	6-5	226	24	3	Oklahoma
56	Ray, Shane	OLB	6-3	245	23	2	Missouri
94	Ware, DeMarcus	OLB	6-4	258	34	12	Troy
57	Watson, Dekoda	OLB	6-2	240	28	7	Florida State

DEFENSIVE BACKS (9)

No.	Name	Pos.	Ht.	Wt.	Age	Exp.	College
37	Doss, Lorenzo	CB	5-11	187	22	2	Tulane
25	Harris Jr., Chris	CB	5-10	199	27	5	Kansas
34	Parks, Will	S	6-1	194	22	R	Arizona
29	Roby, Bradley	CB	5-11	194	24	3	Ohio State
31	Simmons, Justin	S	6-3	187	22	R	Boston College
26	Stewart, Darian	S	5-11	214	28	7	South Carolina
21	Talib, Aqib	CB	6-1	205	30	9	Kansas
43	Ward, T.J.	S	5-10	200	29	7	Oregon
36	Webster, Kayvon	CB	5-11	198	25	4	South Florida

SPECIALISTS (3)

No.	Name	Pos.	Ht.	Wt.	Age	Exp.	College
9	Dixon, Riley	P	6-5	207	23	R	Syracuse
42	Kreiter, Casey	LS	6-1	250	26	1	Iowa
8	McManus, Brandon	K	6-3	201	25	3	Temple

POSITION-BY-POSITION BREAKDOWN

Position	No.	Position	No.
Quarterbacks	3	Defensive Linemen	6
Running Backs	3	Defensive Ends	4
Wide Receivers	6	Nose Tackles	2
Tight Ends/Fullbacks	5	Linebackers	9
Offensive Linemen	9	Inside Linebackers	4
Centers	2	Outside Linebackers	5
Guards	3	Defensive Backs	9
Tackles	2	Cornerbacks	5

2016 DENVER BRONCOS DEPTH CHART

Updated: Nov. 1, 2016

OFFENSE

WR	88 Demaryius Thomas	16 Bennie Fowler	87 Jordan Taylor
LT	73 Russell Okung	74 Ty Sambrailo	
LG	76 Max Garcia	<u>60 Connor McGovern</u>	
C	61 Matt Paradis	53 James Ferentz	
RG	79 Michael Schofield	70 Billy Turner	
RT	71 Donald Stephenson	74 Ty Sambrailo	
TE	85 Virgil Green	82 Jeff Heuerman	86 John Phillips
			83 A.J. Derby
WR	10 Emmanuel Sanders	14 Cody Latimer	11 Jordan Norwood
RB	<u>23 Devontae Booker</u>	35 Kapri Bibbs	40 Juwan Thompson
QB	13 Trevor Siemian	<u>12 Paxton Lynch</u>	4 Austin Davis
FB	<u>32 Andy Janovich</u>		

DEFENSE

DE	95 Derek Wolfe	97 Billy Winn	
NT	92 Sylvester Williams	98 Darius Kilgo	
DE	93 Jared Crick	<u>99 Adam Gotsis</u>	
SLB	58 Von Miller	48 Shaquil Barrett	57 Dekoda Watson
WLB	94 DeMarcus Ware	56 Shane Ray	
ILB	54 Brandon Marshall	52 Corey Nelson	
ILB	51 Todd Davis	50 Zaire Anderson	
LCB	21 Aqib Talib	36 Kayvon Webster	
RCB	25 Chris Harris Jr.	29 Bradley Roby	37 Lorenzo Doss
SS	43 T.J. Ward	<u>34 Will Parks</u>	
FS	26 Darian Stewart	<u>31 Justin Simmons</u>	

SPECIAL TEAMS

PK	8 Brandon McManus	
KO	8 Brandon McManus	
P	<u>9 Riley Dixon</u>	
H	<u>9 Riley Dixon</u>	
LS	42 Casey Kreiter	
KR	14 Cody Latimer	11 Jordan Norwood
PR	11 Jordan Norwood	10 Emmanuel Sanders

Rookies Underlined

PRONUNCIATION GUIDE

Zaire Anderson (zye-AIR)

Kapri Bibbs (kuh-PREE)

James **Ferentz** (FAIR-ins)

Jeff **Heuerman** (higherman)

Russell **Okung** (oh-KOONG)

Matt Paradis (PARE-uh-diss)

Ty **Sambrailo** (sam-BRYE-lo)

Michael **Schofield** (SKO-field)

Trevor **Siemian** (sim-EE-in)

Aqib Talib (UH-keeb TUH-leeB)

Demaryius Thomas (duh-MARE-ee-us)

2016 DENVER BRONCOS ROSTER BY EXPERIENCE

Updated: Nov. 1, 2016

No.	Name	Pos.	Ht.	Wt.	Age	Exp.	College	Hometown	How Acq.
12 (1)									
94	DeMarcus Ware	OLB	6-4	258	34	12	Troy	Auburn, Ala.	UFA-'14
9 (1)									
21	Aqib Talib	CB	6-1	205	30	9	Kansas	Richardson, Texas	UFA-'14
8 (1)									
86	John Phillips	TE	6-5	251	29	8	Virginia	Hot Springs, Va.	FA-'16
7 (7)									
10	Emmanuel Sanders	WR	5-11	180	29	7	Southern Methodist	Bellville, Texas	UFA-'14
11	Jordan Norwood	WR	5-11	180	30	7	Penn State	State College, Pa.	FA-'14
26	Darian Stewart	S	5-11	214	28	7	South Carolina	Huntsville, Ala.	UFA-'15
43	T.J. Ward	S	5-10	200	29	7	Oregon	Concord, Calif.	UFA-'14
57	Dekoda Watson	OLB	6-2	240	28	7	Florida State	Aiken, S.C.	UFA-'16
73	Russell Okung	T	6-5	310	28	7	Oklahoma State	Richmond, Texas	UFA-'16
88	Demaryius Thomas	WR	6-3	229	28	7	Georgia Tech	Montrose, Ga.	D1a-'10
6 (2)									
58	Von Miller	OLB	6-3	250	27	6	Texas A&M	DeSoto, Texas	D1-'11
85	Virgil Green	TE	6-5	255	28	6	Nevada	Tulare, Calif.	D7a-'11
5 (7)									
4	Austin Davis	QB	6-2	221	27	5	Southern Mississippi	Meridian, Miss.	FA-'16
25	Chris Harris Jr.	CB	5-10	199	27	5	Kansas	Bixby, Okla.	CFA-'11
54	Brandon Marshall	ILB	6-1	250	27	5	Nevada	Las Vegas	FA-'13
71	Donald Stephenson	T	6-6	312	28	5	Oklahoma	Kansas City, Mo.	UFA-'16
93	Jared Crick	DE	6-4	285	27	5	Nebraska	Cozad, Neb.	UFA-'16
95	Derek Wolfe	DE	6-5	285	26	5	Cincinnati	Lisbon, Ohio	D2a-'12
97	Billy Winn	DE	6-4	300	27	5	Boise State	Las Vegas	FA-'16
4 (2)									
36	Kayvon Webster	CB	5-11	198	25	4	South Florida	Opa-locka, Fla.	D3-'13
92	Sylvester Williams	NT	6-2	313	27	4	North Carolina	Jefferson City, Mo.	D1-'13
3 (9)									
8	Brandon McManus	K	6-3	201	25	3	Temple	Lansdale, Pa.	FA-'14
14	Cody Latimer	WR	6-2	215	24	3	Indiana	Dayton, Ohio	D2-'14
29	Bradley Roby	CB	5-11	194	24	3	Ohio State	Suwanee, Ga.	D1-'14
40	Juwan Thompson	RB	5-11	225	116	3	Duke	Fairburn, Ga.	CFA-'14
48	Shaquil Barrett	OLB	6-2	250	23	3	Colorado State	Baltimore, Md.	CFA-'14
51	Todd Davis	ILB	6-1	230	24	3	Sacramento State	Lancaster, Calif.	W-'14
52	Corey Nelson	ILB	6-1	226	24	3	Oklahoma	Dallas	D7-'14
70	Billy Turner	G	6-5	310	25	3	North Dakota State	Shoreview, Minn.	W-'16
79	Michael Schofield	OL	6-6	301	25	3	Michigan	Orland Park, Ill.	D3-'14
2 (11)									
13	Trevor Siemian	QB	6-3	220	24	2	Northwestern	Windermere, Fla.	D7a-'15
16	Bennie Fowler	WR	6-1	212	25	2	Michigan State	Bloomfield, Mich.	CFA-'14
35	Kapri Bibbs	RB	5-11	203	23	2	Colorado State	Plainfield, Ill.	CFA-'14
37	Lorenzo Doss	CB	5-11	187	22	2	Tulane	New Orleans	D5-'15
53	James Ferentz	C	6-2	285	27	2	Iowa	Iowa City, Iowa	W-'15
56	Shane Ray	OLB	6-3	245	23	2	Missouri	Shawnee Mission, Kan.	D1-'15
61	Matt Paradis	C	6-3	300	27	2	Boise State	Council, Idaho	D6-'14
76	Max Garcia	G	6-4	309	24	2	Florida	Norcross, Ga.	D4-'15
74	Ty Sambrailo	OL	6-5	315	24	2	Colorado State	Watsonville, Calif.	D2-'15
82	Jeff Heuerman	TE	6-5	255	23	2	Ohio State	Naples, Fla.	D3-'15
83	A.J. Derby	TE	6-5	255	116	2	Arkansas	Iowa City, Iowa	T-'16
98	Darius Kilgo	NT	6-3	319	24	2	Maryland	Charlotte, N.C.	D6-'15
1 (3)									
42	Casey Kreiter	LS	6-1	250	26	1	Iowa	DeWitt, Iowa	FA-'16
50	Zaire Anderson	ILB	5-11	220	24	1	Nebraska	Philadelphia	CFA-'15
87	Jordan Taylor	WR	6-5	210	24	1	Rice	Sherman, Texas	CFA-'15
R (8)									
9	Riley Dixon	P	6-4	22	23	R	Syracuse	Blossvale, N.Y.	D7-'16
12	Paxton Lynch	QB	6-7	244	22	R	Memphis	San Antonio	D1-'16
23	Devontae Booker	RB	5-11	219	24	R	Utah	Sacramento, Calif.	D4-'16
31	Justin Simmons	S	6-2	202	22	R	Boston College	Manassas, Va.	D3-'16
32	Andy Janovich	FB	6-1	238	23	R	Nebraska	Gretna, Neb.	D6a-'16
34	Will Parks	S	6-1	194	22	R	Arizona	Philadelphia	D6b-'16
60	Connor McGovern	G	6-4	306	23	R	Missouri	Fargo, N.D.	D5-'16
99	Adam Gotsis	DE	6-4	287	24	R	Georgia Tech	Melbourne, Australia	D2-'16

Gary Kubiak - Head Coach; **Rick Dennison** - Offensive Coordinator; **Wade Phillips** - Defensive Coordinator; **Joe DeCamillis** - Special Teams Coordinator; **Clancy Barone** - Offensive Line; **Chris Beake** - Defensive Assistant; **Samson Brown** - Assistant Secondary; **Tony Coaxum** - Assistant Special Teams; **James Cregg** - Assistant Offensive Line; **Mike Eubanks** - Assistant Strength; **Reggie Herring** - Linebackers; **Greg Knapp** - Quarterbacks/Passing Game Coordinator; **Bill Kollar** - Defensive Line; **Klint Kubiak** - Offensive Assistant/QBs; **Anthony Lomando** - Assistant Strength & Conditioning; **Dennis Love** - Assistant Strength & Conditioning; **Marc Lubick** - Assistant Wide Receivers; **Fred Pagac** - Outside Linebackers; **Brian Pariani** - Tight Ends; **Luke Richesson** - Strength & Conditioning; **Eric Studesville** - Running Backs; **Tyke Tolbert** - Wide Receivers; **Joe Woods** - Defensive Backs

HOW THE 2016 BRONCOS WERE BUILT

Updated: Nov. 1, 2016

YEAR	DRAFT/CFA	FREE AGENT	TRADE/WAIVERS
2010	WR Demaryius Thomas (Rd. 1a)		
2011	TE Virgil Green (Rd. 7a) CB Chris Harris Jr. (CFA) OLB Von Miller (Rd. 1)		
2012	DE Derek Wolfe (Rd. 2a)	ILB Brandon Marshall	
2013	RB C.J. Anderson (CFA) CB Kayvon Webster (Rd. 3) NT Sylvester Williams (Rd. 1)		
2014	OLB Shaquil Barrett (CFA) RB Kapri Bibbs (CFA) WR Bennie Fowler (CFA) WR Cody Latimer (Rd. 2) ILB Corey Nelson (Rd. 7) C Matt Paradis (Rd. 6) CB Bradley Roby (Rd. 1) OL Michael Schofield (Rd. 3) RB Juwan Thompson (CFA)	WR Jordan Norwood WR Emmanuel Sanders (UFA-Pit.) CB Aqib Talib (UFA-N.E.) S T.J. Ward (UFA-Cle.) OLB DeMarcus Ware	LB Todd Davis (W-N.O.) K Brandon McManus (T-NYG)
2015	ILB Zaire Anderson (CFA) CB Lorenzo Doss (Rd. 5) G/C Max Garcia (Rd. 4) TE Jeff Heuerman (Rd. 3) NT Darius Kilgo (Rd. 6) OLB Shane Ray (Rd. 1) OL Ty Sambrailo (Rd. 2) QB Trevor Siemian (Rd. 7a) WR Jordan Taylor (CFA)	S Darian Stewart (UFA-Bal.) <i>DE Vance Walker</i>	<i>G/C Sam Brenner (W-Mia.)</i> C James Ferentz (W-Hou.)
2016	RB Devonte Booker (Rd. 4) P Riley Dixon (Rd. 7) DE Adam Gotsis (Rd. 2) FB Andy Janovich (Rd. 6a) QB Paxton Lynch (Rd. 1) G Connor McGovern (Rd. 5) S Will Parks (Rd. 6b) S Justin Simmons (Rd. 3)	DE Jared Crick (UFA- Hou.) QB Austin Davis LS Casey Kreiter T Russell Okung (UFA- Sea.) TE John Phillips T Donald Stephenson (UFA- K.C.) LB Dekoda Watson (UFA- N.E.) DE Billy Winn	G Billy Turner (W-Bal.) TE A.J. Derby (T-N.E.)

Italics denote players not on team's active roster

DENVER BRONCOS 2015-16 TRANSACTIONS — by date/by player
(Updated Nov. 1, 2016)

BY DATE

8/2/15	Signed T Charles Sweeton	Signed C Dillon Day to practice squad	Signed T Kyle Roberts to future contract
8/3/15	Signed WR Corbin Louks	Signed DE Chuka Ndulue to practice squad	Signed WR Jordan Taylor to future contract
	Waived/Injured T Connor Rains	Signed OLB Danny Mason to practice squad	Signed DE George Uko to future contract
8/4/15	Placed T Connor Rains on injured reserve	Signed CB Taurean Nixon to practice squad	Waived WR Jace Davis
8/6/15	Signed Sione Fua	Signed WR Jordan Taylor to practice squad	2/22/16 Signed TE Richard Gordon
	Waived P Karl Schmitz	9/7/15 Signed RB Kapri Bibbs to practice squad	Signed NT Phil Taylor
	Waived T Connor Rains from injured reserve	Signed TE Arthur Lynch to practice squad	3/8/16 Released TE Owen Daniels
8/10/15	Claimed T Matt Hall off waivers (Ind.)	Signed T Kyle Roberts to practice squad	Released SNP Aaron Brewer
	Waived WR David Porter	Signed DE George Uko to practice squad	Released G Louis Vasquez
8/13/15	Waived T Matt Hall	9/15/15 Waived CB Curtis Marsh	3/9/16 Signed T Donald Stephenson
8/14/15	Claimed P Spencer Lanning off waivers (T.B.)	9/22/15 Waived DE Chuka Ndulue	3/11/16 Acquired QB Mark Sanchez via trade (New York Jets)
8/20/15	Claimed TE Jake Murphy off waivers (Cin.)	9/23/15 Signed DE Deandre Coleman to practice squad	3/17/16 Signed T Russell Okung
	Placed NT Marvin Austin Jr. on injured reserve	9/29/15 Waived OLB Danny Mason	4/6/16 Signed DE Jared Crick
8/20/15	Claimed TE Jake Murphy off waivers (Cin.)	Placed T Antonio Johnson to practice squad	4/7/16 Signed LS Casey Kreiter
8/26/15	Signed G Evan Mathis	10/1/15 Waived S Josh Bush	4/10/16 Traded T Ryan Clady to NYJ for 2016 draft choice
	Released K Connor Barth	Signed T Tyler Polumbus	4/13/16 Waived DE George Uko
8/26/15	Signed TE Dan Light	10/10/15 Released TE/FB James Casey	4/14/16 Waived TE Nick Kasa
	Waived WR Solomon Patton	10/14/15 Signed TE Richard Gordon	4/18/16 Signed S Brandian Ross
8/31/15	Traded T Chris Clark to Houston for 2016 draft choice	Waived TE Mitchell Henry	4/25/16 Signed TE Garrett Graham
	Placed TE Jeff Heurman on injured reserve	10/17/15 Signed RB Kapri Bibbs to active roster	5/2/16 Waived P Will Johnson
	Released ILB Reggie Walker	Released TE Richard Gordon	Waived S Ryan Murphy
	Waived CB Teyrin Brandon	10/19/15 Signed TE Richard Gordon	5/4/16 Released TE Richard Gordon
	Waived G Andre Davis	Released RB Kapri Bibbs	5/6/16 Signed WR Bralon Addison (CFA)
	Waived TE/FB Joe Don Duncan	10/21/15 Signed RB Kapri Bibbs to practice squad	Signed OLB Vontarius Dora (CFA)
	Waived QB Zac Dysert	10/27/15 Released Marvin Austin Jr. from injured reserve	Signed WR Mose Frazier (CFA)
	Waived P Spencer Lanning	11/2/15 Acquired TE Vernon Davis via trade from S.F.	Signed S Antonio Glover (CFA)
	Waived S Ross Madison	11/3/15 Placed T Ty Sambrailo on injured reserve	Signed T Lars Hanson (CFA)
	Waived TE Jake Murphy	Signed S Ryan Murphy to practice squad	Signed NT Calvin Heurtelou (CFA)
	Waived RB Jeremy Stewart	Waived DE Deandre Coleman	Signed DE Shaneil Jenkins (CFA)
	Waived OLB Chase Vaughn	11/10/15 Designated CB Aqib Talib as reserved/suspended	Signed ILB Kyle Kragen (CFA)
9/1/15	Waived TE Dan Light	11/18/15 Released G Shelley Smith	Signed TE Henry Krieger-Coble (CFA)
	Waived OLB Danny Mason	Claimed G/C Sam Brenner off waivers (Mia.)	Signed NT David Moala (CFA)
	Waived WR Nathan Palmer	11/25/15 Signed QB Christian Ponder	Signed T Justin Murray (CFA)
9/5/15	Designated S T.J. Ward as reserved/suspended	Placed DE Kenny Anunike on injured reserve	Signed WR Durrone Neal (CFA)
	Designated DE Derek Wolfe as reserved/suspended	12/1/15 Signed S Josh Bush	Signed G Aaron Neary (CFA)
	Released CB Tony Carter	Released TE Richard Gordon	Signed OLB Dwayne Norman (CFA)
	Released NT Sione Fua	Released TE Aaron Lynch	Signed TE Anthony Norris (CFA)
	Waived ILB Zaire Anderson	12/2/15 Signed TE Dan Light to practice squad	Signed NT Kyle Peko (CFA)
	Waived ILB Lamin Barrow	12/8/15 Signed T Cameron Jefferson to practice squad	Signed WR Kalif Raymond (CFA)
	Waived RB Kapri Bibbs	Released QB Christian Ponder	Signed ILB Frank Shannon (CFA)
	Waived WR Isaiah Burse	Waived T Antonio Johnson	Signed OLB Sadat Sulleyman (CFA)
	Waived C Dillon Day	12/9/15 Signed S Shiloh Keo	Signed LS Nathan Theus (CFA)
	Waived S Josh Furman	12/22/15 Signed S Shaun Prater	Signed CB John Tidwell (CFA)
	Waived G Ben Garland	Placed S David Burton Jr. on injured reserve	Signed OLB Eddie Yarbrough (CFA)
	Waived TE Marcel Jensen	12/29/15 Released S Shaun Prater	5/10/16 Waived TE Anthony Norris
	Waived ILB Steven Johnson	12/30/15 Signed G Robert Myers Jr.	5/11/16 Signed P Riley Dixon (draft choice)
	Waived TE Dominique Jones	1/4/16 Signed WR Jace Davis to future contract	5/12/16 Signed FB Andy Janovich (draft choice)
	Waived WR Corbin Louks	Signed RB Cyrus Gray to future contract	Signed S Will Parks (draft choice)
	Waived DE Chuka Ndulue	Signed DB B.J. Lowery to future contract	5/13/16 Signed S Justin Simmons (draft choice)
	Waived CB Taurean Nixon	Signed WR DeVier Posey to future contract	Signed RB Devontae Booker (draft choice)
	Waived OLB Gerald Rivers	1/12/16 Signed TE Manasseh Garner to future contract	5/16/16 Signed LB Dekoda Watson
	Waived T Kyle Roberts	Signed P Will Johnson to future contract	Signed G Connor McGovern (draft choice)
	Waived T Charles Sweeton	Signed T Darrion Weems to future contract	5/25/16 Signed DE Adam Gotsis (draft choice)
	Waived WR Jordan Taylor	1/19/16 Placed S Omar Bolden on injured reserve	6/11/16 Signed QB Paxton Lynch (draft choice)
	Waived DE Josh Watson	Signed CB Taurean Nixon to active roster	7/26/16 Signed LB Darnell Sankey
9/6/15	Claimed C James Ferentz off waivers (Hou.)	1/25/16 Waived TE Dan Light	Waived LS Nathan Theus
	Claimed TE Mitchell Henry off waivers (G.B.)	Signed TE Nick Kasa to practice squad	7/27/16 Signed WR Marlon Brown
	Waived RB Montee Ball	2/10/16 Signed ILB Zaire Anderson to future contract	Waived RB Cyrus Gray
	Waived C Gino Gradkowski	Signed RB Kapri Bibbs to future contract	7/28/16 Signed TE John Phillips
	Signed ILB Zaire Anderson to practice squad	Signed C Dillon Day to future contract	Waived TE Manasseh Garner
		Signed T Cameron Jefferson to future contract	
		Signed TE Nick Kasa to future contract	
		Signed S Ryan Murphy to future contract	

7/31/16 Signed DE Billy Winn
Placed NT Phil Taylor on IR

8/2/16 Signed DE Lars Koht
Waived DE Shaneil Jenkins

8/4/16 Signed OL Sam Carlson
Waived WR Marlon Brown

8/5/16 Signed OL Mathu Gibson
Waived/Injured G Sam Brenner

8/6/16 Placed G Sam Brenner on injured reserve

8/8/16 Signed S Ryan Murphy
Waived DE Kenny Anunike

8/19/16 Signed TE Manasseh Garner
Placed DE Vance Walker on injured reserve

8/22/16 Signed DL Henry Melton
Waived OL Sam Carlson

8/29/16 Released S Brandian Ross
Waived TE Manasseh Garner
Waived G Mathu Gibson
Waived S Antonio Glover
Waived DE Calvin Heurtelou
Waived T Cameron Jefferson
Waived NT David Moala
Waived WR Durren Neal
Waived WR DeVier Posey
Waived ILB Darnell Sankey
Waived ILB Frank Shannon

8/30/16 Placed TE Garrett Graham on injured reserve
Released P Britton Colquitt
Waived WR Bralon Addison
Waived T Kyle Roberts

9/3/16 Signed QB Austin Davis
Designated S Shiloh Keo as reserved/suspended
Released DL Henry Melton
Released RB Ronnie Hillman
Released QB Mark Sanchez
Waived C Dillon Day
Waived OLB Vontarrius Dora
Waived WR Mose Frazier
Waived T Lars Hanson
Waived DE Lars Koht
Waived OLB Kyle Kragen
Waived TE Henry Krieger-Coble
Waived CB B.J. Lowery
Waived S Ryan Murphy
Waived T Justin Murray
Waived G Robert Myers Jr.
Waived G Aaron Neary
Waived CB Taurean Nixon
Waived ILB Dwayne Norman
Waived WR Kalif Raymond
Waived OLB Sadat Sulleyman
Waived RB Juwan Johnson
Waived CB John Tidwell
Waived OLB Eddie Yarbrough

9/4/16 Signed C Dillon Day to practice squad
Signed OLB Vontarrius Dora to practice squad
Signed WR Mose Frazier to practice squad
Signed TE Henry Krieger-Coble to practice squad
Signed S Ryan Murphy to practice squad
Signed T Justin Murray to practice squad
Signed CB Taurean Nixon to practice squad
Signed RB Juwan Thompson to practice squad

9/6/16 Signed ILB Kyle Kragen to practice squad

9/7/16 Signed WR Kalif Raymond to practice squad

9/13/16 Signed LB Reshard Cliett to practice squad
Waived ILB Kyle Kragen
Waived TE Garrett Graham from injured reserve

9/17/16 Released S Shiloh Keo from Reserve/Suspended

9/20/16 Waived NT Kyle Peko

9/21/16 Signed S Shiloh Keo

9/22/16 Signed NT Kyle Peko to practice squad
Waived S Ryan Murphy

10/17/16 Claimed G Billy Turner off waivers (Baltimore)
Waived OL Darrion Weems

10/18/16 Signed LB Quentin Gause to practice squad
Signed TE Steven Scheu to practice squad
Waived LB Reshard Cliett
Waived WR Mose Frazier

10/29/16 Signed RB Juwan Thompson off of practice squad
Placed RB C.J. Anderson on injured reserve

BY PLAYER

ADDISON, Bralon — WR

5/6/16 Signed
8/30/16 Waived

ANDERSON, C.J. — RB

10/29/16 Placed on injured reserve

ANDERSON, Zaire — ILB

5/5/15 Signed
9/5/15 Waived
9/6/15 Signed to practice squad
2/10/15 Signed to future contract

ANUNIKE, Kenny — DE

8/30/14 Placed on injured reserve
11/25/15 Placed on injured reserve
8/8/16 Waived

AUSTIN, Marvin — NT

8/30/14 Placed on injured reserve
10/27/15 Released from injured reserve

BALL, Montee — RB

12/13/14 Placed on injured reserve
9/6/15 Waived

BARRETT, Shaquil — OLB

8/30/14 Waived
9/1/14 Signed to practice squad
10/15/14 Signed to active roster
10/20/14 Waived
10/22/14 Signed to practice squad
1/10/15 Signed to active roster

BARROW, Lamin — ILB

9/5/15 Waived

BARTH, Connor — K

11/25/14 Signed
8/26/15 Released

BIBBS, Kapri — RB

8/30/14 Waived
9/1/14 Signed to practice squad
10/20/14 Signed active roster
11/22/14 Waived
11/26/14 Signed to practice squad
1/12/15 Signed to future contract
9/5/15 Waived
9/7/15 Signed to practice squad
10/17/15 Signed to active roster
10/19/15 Waived
10/21/15 Signed to practice squad
2/10/16 Signed to future contract

BOLDEN, Omar — S

1/19/16 Placed on injured reserve

BOOKER, Devontae — RB

5/13/16 Signed (draft choice)

BRANDON, Trevin — CB

1/21/15 Signed to future contract (CFA)
8/31/15 Waived

BRENNER, Sam — G/C

11/18/15 Claimed off waivers (Mia.)
8/5/16 Waived/Injured
8/6/16 Placed on injured reserve

BREWER, Aaron — SNP

3/8/16 Released

BROWN, Marlon — WR

7/27/16 Signed
8/4/16 Waived

BRUTON JR., David — S

12/22/15 Placed on injured reserve

BURSE, Isaiah — WR

12/6/14 Waived
12/8/14 Signed to practice squad
1/12/15 Signed to future contract
9/5/15 Waived

BUSH, Josh — S

11/18/14 Signed to practice squad
12/17/14 Signed to active roster
10/1/15 Waived
12/1/15 Signed

CARLSON, Sam — OL

8/4/16 Signed
8/22/16 Waived

CARTER, Tony — CB

9/5/15 Released

CASEY, James — TE/FB

4/13/15 Signed
10/10/15 Released

CLADY, Ryan — T

5/29/15 Placed on injured reserve
4/10/16 Traded to N.Y. Jets

CLARK, Chris — T

8/31/15 Traded to Houston

CLIETT, Reshard — LB

9/13/16 Signed to practice squad
10/18/16 Waived

COLEMAN, Deandre — DE

9/23/15 Signed to practice squad
11/3/15 Waived

COLQUITT, Britton — P

8/30/16 Released

CRICK, Jared — DE

4/6/16 Signed

DANIELS, Owen — TE

3/11/15 Signed
3/8/16 Released

DAVIS, Andre — G

5/12/15 Signed
8/31/15 Waived

DAVIS, Austin — QB

9/3/16 Signed

DAVIS, Jace — WR

1/4/16 Signed to future contract
2/10/16 Waived

DAVIS, Vernon — TE

11/2/15 Acquired via trade from S.F.

DAY, Dillon — C		
5/5/15	Signed	
9/5/15	Waived	
9/6/15	Signed to practice squad	
2/10/15	Signed to future contract	
9/3/16	Waived	
9/4/16	Signed to practice squad	
DIXON, Riley — P		
5/11/16	Signed (draft choice)	
DORA, Vontarrius — OLB		
5/6/16	Signed	
9/3/16	Waived	
9/4/16	Signed to practice squad	
DOSS, Lorenzo — CB		
5/14/15	Signed (draft choice)	
DUNCAN, Joe Don — TE/FB		
3/10/15	Signed (CFA)	
8/31/15	Waived	
DYSERT, Zac — QB		
8/30/14	Waived	
9/1/14	Signed to practice squad	
1/21/15	Signed to future contract	
8/31/15	Waived	
FERENTZ, James — C		
9/6/15	Claimed off waivers (Hou.)	
FRAZIER, Mose — WR		
5/6/16	Signed	
9/3/16	Waived	
9/4/16	Signed to practice squad	
10/18/16	Waived	
FUA, Sione — NT		
8/30/14	Released	
8/6/15	Signed	
9/5/15	Released	
FURMAN, Josh — S		
5/15/15	Signed (draft choice)	
9/5/15	Waived	
GARLAND, Ben — G		
9/5/15	Waived	
GARNER, Manasseh — TE		
1/12/16	Signed to future contract	
7/28/16	Waived	
8/19/16	Signed	
GAUSE, Quentin — LB		
10/18/16	Signed to practice squad	
GIBSON, Mathu — OL		
8/5/16	Signed	
8/29/16	Waived	
GLOVER, Antonio — S		
5/6/16	Signed	
8/29/16	Waived	
GORDON, Richard — TE		
10/14/15	Signed	
10/17/15	Released	
10/19/15	Signed	
12/1/15	Released	
2/22/16	Signed	
5/4/16	Released	
GOTSIS, Adam — DE		
5/25/16	Signed (draft choice)	
GRADKOWSKI, Gino — C/G		
4/2/15	Acquired via trade (Baltimore)	
9/6/15	Waived	

GRAHAM, Garrett — TE		
4/25/16	Signed	
8/30/16	Placed on injured reserve	
9/14/16	Waived	
GRAY, Cyrus — RB		
1/4/16	Signed to future contract	
7/27/16	Waived	
HALL, Matt — OT		
8/10/15	Claimed off waivers (Ind.)	
8/13/15	Waived	
HANSON, Lars — T		
5/6/16	Signed	
9/3/16	Waived	
HENRY, Mitchell — TE		
9/6/15	Claimed off waivers (G.B.)	
10/14/15	Waived	
HEUERMAN, Jeff — TE		
6/4/15	Signed (draft choice)	
8/31/15	Placed on injured reserve	
HEURTELOU, Calvin — NT		
5/6/16	Signed	
8/29/16	Waived	
HILLMAN, Ronnie — RB		
8/3/16	Released	
JANOVICH, Andy — FB		
5/12/16	Signed (draft choice)	
JEFFERSON, Cameron — T		
12/8/15	Signed to practice squad	
2/10/16	Signed to future contract	
8/29/16	Waived	
JENKINS, Shaneil — DE		
5/6/16	Signed	
8/2/16	Waived	
JENSEN, Marcel — TE		
5/12/15	Claimed off waivers (Jac.)	
9/5/15	Waived	
JOHNSON, Antonio — T		
9/29/15	Signed to practice squad	
12/8/15	Waived	
JOHNSON, Will — P		
1/12/16	Signed to future contract	
5/2/16	Waived	
JONES, Dominique — TE		
9/9/14	Signed to practice squad	
12/16/14	Waived	
12/18/14	Signed	
9/5/15	Waived	
KASA, Nick — TE		
1/25/16	Signed to practice squad	
2/10/16	Signed to future contract	
4/14/16	Waived	
KEO, Shiloh — S		
12/9/15	Signed	
9/3/15	Designated reserve/suspended	
9/17/16	Released from reserve/suspended	
9/21/16	Signed	
KOHT, Lars — DE		
8/2/16	Signed	
9/3/16	Waived	
KRAGEN, Kyle — ILB		
5/6/16	Signed	
9/3/16	Waived	
9/5/16	Signed to practice squad	
9/13/16	Waived	

KREIGER-COBLE, Henry — TE		
5/6/16	Signed	
9/4/16	Signed to practice squad	
KREITER, Casey — SNP		
4/7/16	Signed	
LANNING, Spencer — P		
8/14/15	Claimed off waivers (T.B.)	
8/31/15	Waived	
=LIGHT, Dan — TE		
8/28/15	Signed	
9/1/15	Waived	
12/2/15	Signed to practice squad	
1/25/16	Waived	
LOUKS, Corbin — WR		
8/3/15	Signed	
9/5/15	Waived	
LOWERY, B.J. — DB		
1/4/16	Signed to future contract	
9/3/16	Waived	
LYNCH, Arthur — TE		
9/7/14	Signed to practice squad	
12/1/15	Released	
LYNCH, Paxton — QB		
6/11/16	Signed (draft choice)	
MADISON, Ross — S		
1/14/15	Signed to future contract	
8/31/15	Waived	
MARSH, Curtis — CB		
12/29/14	Signed to future contract	
9/15/15	Waived	
MASON, Danny — LB		
1/5/15	Signed to a future contract	
9/1/15	Waived	
9/6/15	Signed to practice squad	
9/29/15	Waived	
MATHIS, Evan — G		
8/26/15	Signed	
McMANUS, Brandon — K		
8/26/14	Acquired via trade from N.Y. Giants	
11/25/14	Waived	
12/4/14	Signed to practice squad	
12/6/14	Signed to active roster	
MELTON, Henry — DL		
8/22/16	Signed	
9/3/16	Released	
MOALA, David — NT		
5/6/16	Signed	
8/29/16	Waived	
MURPHY, Jake — TE		
8/20/15	Claimed off waivers (Cin.)	
8/31/15	Waived	
MURPHY, Ryan — S		
11/3/15	Signed to practice squad	
2/10/16	Signed to future contract	
5/2/16	Waived	
8/8/16	Signed	
9/3/16	Waived	
9/4/16	Signed to practice squad	
9/22/16	Waived	
MURRAY, Justin — T		
5/6/16	Signed	
9/3/16	Waived	
9/4/16	Signed to practice squad	
MYERS Jr., Robert — G		
12/30/15	Signed	
9/3/16	Waived	

NDULUE, Chuka — NT
5/5/15 Signed
9/5/15 Waived
9/6/15 Signed to practice squad
9/22/15 Waived

NEAL, Durren — WR
5/6/16 Signed
8/29/16 Waived

NEARY, Aaron — G
5/6/16 Signed
9/3/16 Waived

NIXON, Taurean — CB
5/15/15 Signed (draft choice)
9/6/15 Signed to practice squad
1/19/16 Signed to active roster
9/3/16 Waived
9/4/16 Signed to practice squad

NORMAN, Dwayne — OLB
5/6/16 Signed
9/3/16 Waived

NORRIS, Anthony — TE
5/6/16 Signed
5/10/16 Waived

OKUNG, Russell — T
3/17/16 Signed

PALMER, Nathan — WR
8/30/14 Waived
9/1/14 Signed to practice squad
9/3/14 Signed to active roster
9/9/14 Waived
9/11/14 Signed to practice squad
1/12/15 Signed to future contract
9/1/15 Waived

PARKS, Will — S
5/12/16 Signed (draft choice)

PATTON, Solomon — WR
5/12/15 Claimed off waivers (T.B.)
8/28/15 Waived

PEKO, Kyle — NT
5/6/16 Signed
9/20/16 Waived
9/22/16 Signed to practice squad

PHILLIPS, John — TE
7/28/16 Signed

POLUMBUS, Tyler — T
10/1/15 Signed

PONDER, Christian — QB
11/25/15 Signed
12/8/15 Released

PORTER, David — WR
5/12/15 Signed
8/10/15 Waived

POSEY, DeVier — WR
1/4/16 Signed to future contract
8/29/16 Waived

PRATER, Shaun — S
12/22/15 Signed
12/29/15 Released

RAINS, Connor — T
5/5/15 Signed
8/3/15 Waived/injured
8/4/15 Placed on injured reserve
8/6/15 Waived from injured/reserve

RAYMOND, Kalif — WR
5/6/16 Signed
9/3/16 Waived
9/6/16 Signed to practice squad

RIVERS, Gerald — OLB
10/15/14 Signed to practice squad
12/4/14 Released
12/10/14 Signed to practice squad
1/12/15 Signed to future contract
9/5/15 Waived

ROBERTS, Kyle — T
5/5/15 Signed
9/5/15 Waived
9/7/15 Signed to practice squad
2/10/16 Signed to future contract
8/30/16 Waived

ROSS, Brandian — S
4/18/16 Signed
8/29/16 Released

SAMBRAILO, Ty — T
5/15/15 Signed (draft choice)
11/3/15 Placed on injured reserve

SANCHEZ, Mark — QB
3/11/16 Acquired via trade from NYJ
9/3/16 Released

SANKEY, Darnell — LB
7/26/16 Signed
8/29/16 Waived

SCHEU, Steven — TE
10/18/16 Signed to practice squad

SCHMITZ, Karl — P
3/12/15 Signed
8/6/15 Waived

SHANNON, Frank — ILB
5/6/16 Signed
8/29/16 Waived

SMITH, Shelley — G
3/14/15 Signed
11/18/15 Released

SIEMIAN, Trevor — QB
5/15/15 Signed (draft choice)

SMMONS, Justin — S
5/13/16 Signed (draft choice)

STEPHENSON, Donald — T
3/9/16 Signed

STEWART, Darian — S
3/18/15 Signed

STEWART, Jeremy — RB
10/8/14 Signed to practice squad
11/22/14 Signed to active roster
8/31/15 Waived

SULLEYMAN, Sadat — OLB
5/6/16 Signed
9/3/16 Waived

SWEETON, Charles — T
8/2/15 Signed
9/5/15 Waived

TALIB, Aqib — CB
11/10/15 Designated reserved/suspended

TAYLOR, Jordan — WR
5/5/15 Signed
9/5/15 Waived
9/6/15 Signed to practice squad
2/10/16 Signed to future contract

TAYLOR, Phil — NT
2/22/16 Signed
7/31/16 Placed on injured reserve

THEUS, Nathan — LS
5/6/16 Signed
7/26/16 Waived

THOMSPON, Juwan — RB
9/3/16 Waived
9/4/16 Signed to practice squad
10/30/16 Signed

TIDWELL, John — CB
5/6/16 Signed
9/3/16 Waived

TURNER, Billy — G
10/17/16 Claimed off waivers (Bal.)

UKO, George — DE
9/7/14 Signed to practice squad
2/10/15 Signed to future contract
4/13/16 Waived

VASQUEZ, LOUIS — G
3/8/16 Released

VAUGHN, Chase — OLB
8/25/14 Waived/injured
9/29/14 Waived from injured reserve
12/29/14 Signed to future contract
8/31/15 Waived

WARD, T.J. — S
9/5/15 Designated reserved/suspended

WALKER, Reggie — ILB
3/27/15 Signed
8/31/15 Released

WALKER, Vance — DE
8/19/16 Placed on injured reserve

WATSON, Dekoda — ILB
5/16/16 Signed

WATSON, Josh — DE
5/5/15 Signed
9/5/15 Waived

WEEMS, Darion — T
1/12/16 Signed to future contract
10/17/16 Waived

WINN, Billy — DE
7/31/16 Signed

WOLFE, Derek — DE
9/5/15 Designated reserved/suspended

YARBROUGH, Eddie — OLB
5/6/16 Signed
9/3/16 Waived



ZAIRE ANDERSON

50

INSIDE LINEBACKER

5-11 • 220 • 1ST YR. • NEBRASKA

BORN: Aug. 19, 1992, in Philadelphia

HIGH SCHOOL: Frankford High School, Philadelphia

ACQUIRED: College Free Agent, 2015

NFL YEAR: 1st • **YEAR WITH BRONCOS:** 1st

NFL GAMES PLAYED/STARTED: 8/0



ANDERSON AT A GLANCE:

- A first-year linebacker from the University of Nebraska who appeared in eight games in 2016 as spending his entire rookie season competing on Denver's practice squad.
- Started 18-of-28 games in three seasons at Nebraska, registering 159 tackles (77 solo), five sacks (38 yds.), six passes defended three forced fumbles and two fumble recoveries.
- Entered the NFL with Denver as a college free agent on May 2, 2015.

CAREER TRANSACTIONS: Signed by Denver as a college free agent 5/2/15; Waived by Denver 9/5/15; Signed by Denver (practice squad) 9/7/15.



2016: Anderson made his NFL debut vs. Car. (9/8)... Recorded one special-teams tackle vs. Ind. (9/18)... Forced a fumble on punt coverage and added one special-teams stop at Cin. (9/25)... Saw action at T.B. (10/2)... Notched one solo tackle and one special-teams stop vs. Atl. (10/9)... Played at S.D. (10/13) and vs. Hou. (10/24)... Tallied two special-teams tackles vs. S.D. (10/30).

2015: Anderson entered the NFL with Denver as a college free agent on May 2... Spent the entire 2015 season competing on Denver's practice squad after seeing action in all four preseason games

COLLEGE: Anderson started 18-of-28 games in three seasons at the University of Nebraska after beginning his career at Riverside (Calif.) City College... Registered 159 tackles (77 solo), five sacks (38 yds.), six passes defended three forced fumbles and two fumble recoveries... Led the Cornhuskers with 103 tackles (48 solo) in addition to recording two sacks (16 yds.), five passes defended, three forced fumbles and two fumble recoveries as a senior, earning honorable-mention All-Big Ten Conference honors... Played 12 games (5 starts) as a junior, totaling 52 tackles (28 solo), three sacks (22 yds.) and one pass defended... Recorded 95 tackles, 6.5 sacks and two passes defended in 2011 at Riverside CC... Named a JC Gridwire All-American and the National Division East Conference Defensive Player of the Year in 2010 after finishing the year with 92 tackles, 17 tackles for a loss and nine sacks.

PERSONAL: Anderson played prep ball at Frankford High School in Philadelphia, where he was named a first-team All-Philadelphia Public selection his senior season... Earned his degree in child, youth and family sciences in 2014 and played his senior season as a graduate student at Nebraska... Zaire Anderson was born on Aug. 18, 1992, in Philadelphia.

ANDERSON'S REGULAR SEASON RECORD

Year	Club	G	S	UT	A	TT	S-Yds.	I-Yds.	PD	FF	FR	TD-Int.	TD-FR	S	Pts.
2015	Denver														
2016	Denver	8	0	1	0	1	0-0	0-0	0	0	0	0	0	0	0
CAREER TOTALS		8	0	1	0	1	0-0	0-0	0	0	0	0	0	0	0

ADDITIONAL STATISTICS: Special-teams tackles — 2016 (5), TOTAL (5). Special-teams FF — 2016 (1), TOTAL (1).

ZAIRE ANDERSON'S 2016 GAME-BY-GAME

(Victories asterisked)

2016 DENVER (6-2)		TACKLES									
Date	Opponent	P/S	UT	A	TT	S-Yds.	I-Yds.	PD	FF	FR	
Sep 8	vs. Carolina*	P	0	0	0	0-0	0-0	0	0	0	
Sep 18	vs. Indianapolis*	P	0	0	0	0-0	0-0	0	0	0	
Sep 25	at Cincinnati*	P	0	0	0	0-0	0-0	0	0	0	
Oct 2	at Tampa Bay*	P	0	0	0	0-0	0-0	0	0	0	
Oct 9	vs. Atlanta	P	1	0	1	0-0	0-0	0	0	0	
Oct 13	at San Diego	P	0	0	0	0-0	0-0	0	0	0	
Oct 24	vs. Houston*	P	0	0	0	0-0	0-0	0	0	0	
Oct 30	vs. San Diego*	P	0	0	0	0-0	0-0	0	0	0	
Season Totals			8/0	1	0	1	0-0	0-0	0	0	0

**SHAQUIL BARRETT****48****OUTSIDE LINEBACKER****6-1 • 237 • 3RD YR. • COLORADO STATE****BORN:** Nov. 17, 1992, in Baltimore, Md.**HIGH SCHOOL:** Boys Town (Neb.) High School**ACQUIRED:** College Free Agent, 2014**NFL YEAR:** 3rd • **YEAR WITH BRONCOS:** 3rd**NFL GAMES PLAYED/STARTED:** 24/6 • **POSTSEASON GP/GS:** 3/0**BARRETT AT A GLANCE:**

- A third-year outside linebacker who has played 24 games (6 starts) and three postseason contests, posting 56 tackles (46 solo), 6 sacks (43.5 yds.), six passes defended, four forced fumbles, two fumble recoveries, one blocked kick and 10 special-teams stops.
- Competed on the Broncos' practice squad for the majority of his rookie season in 2014 in addition to spending two weeks on the active roster.
- Appeared in 38 career games (35 starts) for Colorado State University and totaled 246 tackles (116 solo), 18 sacks (119 yds.), 32.5 tackles for a loss (149 yds.) and three interceptions (101 yds.).
- Finished his career at CSU with seven forced fumbles, four fumble recoveries and three blocked kicks.
- Named Mountain West Conference Defensive Player of the Year as a senior for the Rams in 2013 after ranking fifth in the nation with 12 sacks (77 yds.) and 20.5 tackles for a loss (98 yds.).
- Entered the NFL with Denver as a college free agent on May 16, 2014.

CAREER TRANSACTIONS: Signed by Denver as a college free agent 5/16/14; Waived by Denver 8/30/14; Signed by Denver (practice squad) 9/1/14; Signed by Denver (active roster) 10/15/14; Waived by Denver 10/20/14; Signed by Denver (practice squad) 10/22/14; Signed by Denver (active roster) on 1/10/15.



2016: Barrett recorded one solo tackle and one pass defended vs. Car. (9/8)... Posted one solo stop vs. Ind. (9/18)... Notched one solo tackle and one special-teams stop at Cin. (9/25)... Registered six tackles (3 solo), 0.5 sacks (4.5 yds.) and one pass defended at T.B. (10/2)... Notched three tackles (2 solo) vs. Atl. (10/9)... Recorded one solo tackle for loss at S.D. (10/13)... Assisted on one tackle vs. Hou. (10/24)... Blocked an extra point attempt and made one tackle vs. S.D. (10/30).

2015: Barrett saw action in all 16 games (6 starts) and three postseason contests, posting 41 tackles (28 solo), 5.5 sacks (39 yds.), four passes defended, four forced fumbles, two fumble recoveries and nine special-teams tackles... Tallied two tackles and one special-teams stop in Denver's three postseason contests... Made one tackle and one special-teams stop in his NFL debut vs. Bal. (9/13)... Strip-sacked Lions QB Matthew Stafford in the fourth quarter on *Sunday Night Football*... Recorded four tackles (2 solo), one sack (7 yds.), one forced fumble on special teams and three solo special-teams stops at Oak. (10/11)... Started his first career game at Cle. (10/18), finishing with nine tackles (6 solo), 1.5 sacks (10 yds.), three tackles for loss, one pass defended, one forced fumble and one fumble recovery... Notched four tackles (3 solo) and recovered a special-teams fumble that led to a fourth-quarter touchdown vs. N.E. (11/29)... Posted three solo stops, one sack (3 yds.) and one pass defended at S.D. (12/6)... Sacked Raiders QB Derek Carr for 12 yards and posted three solo tackles and one special-teams stop vs. Oak. (12/13)... Tallied two solo tackles and forced one fumble vs. S.D. (1/3)... Assisted on one tackle each in Denver's AFC Divisional Playoff Game vs. Pit. (1/17) and in Denver's AFC Championship Game vs. N.E. (1/24)... Posted one special-teams stop in Denver's Super Bowl 50 victory vs. Car. (2/7).

2014: Barrett, who entered the NFL with the Broncos as a college free agent, spent 16 weeks of the regular season competing on the club's practice squad... Was on the 53-man roster for the club's Week 7 game vs. S.F. (10/19) but was not activated... Active but did not play in Denver's AFC Divisional Playoff Game vs. Ind. (1/11).

COLLEGE: Barrett played three seasons (2011-13) for Colorado State University after transferring from the University of Nebraska-Omaha, which dropped its football program... Started 35-of-38 games for CSU and totaled 246 tackles (116 solo), 18 sacks (119 yds.), 32.5 tackles for a loss (149 yds.), three interceptions (101 yds.), six passes defended, seven forced fumbles, four fumble recoveries and three blocked kicks... Named Mountain West Conference Defensive Player of the Year as a senior in 2013 after ranking fifth in the nation with 12 sacks (77 yds.) and 20.5 tackles for a loss (98 yds.).

PERSONAL: Attended Boys Town (Neb.) High School, where he was an all-state defensive lineman... Named Athlete of the Year at Boys Town... Shaquil Akeem Barrett was born on Nov. 17, 1992, in Baltimore, Md.

BARRETT'S REGULAR SEASON RECORD

Year	Club	G	S	UT	A	TT	S-Yds.	I-Yds.	PD	FF	FR	TD-Int.	TD-FR	S	Pts.
2014	Denver	0	0	0	0	0	0-0	0-0	0	0	0	0	0	0	0
2015	Denver	16	6	28	13	41	5.5-39	0-0	4	3	1	0	0	0	0
2016	Denver	8	0	9	6	15	0.5-4.5	0-0	2	0	0	0	0	0	0
CAREER TOTALS		24	6	38	18	56	6-43.5	0-0	6	3	1	0	0	0	0

ADDITIONAL STATISTICS: *Special-teams tackles — 2015 (9), 2016 (1) TOTAL (10). Special-teams FF — 2015 (1), TOTAL (1). Special-teams FR — 2015 (1), TOTAL (1). Blocked Extra Point — 2016 (1), TOTAL (1).*

BARRETT'S POSTSEASON RECORD

Year	Club	G	S	UT	A	TT	S-Yds.	I-Yds.	PD	FF	FR	TD-Int.	TD-FR	S	Pts.
2014	Denver	0	0	0	0	0	0-0	0-0	0	0	0	0	0	0	0
2015	Denver	3	0	0	2	2	0-0	0-0	0	0	0	0	0	0	0
CAREER TOTALS		3	0	0	2	2	0-0	0-0	0	0	0	0	0	0	0

ADDITIONAL STATISTICS: *Special-teams tackles — 2015 (1), TOTAL (1).*

BARRETT'S SINGLE-GAME HIGHS

(Postseason in parentheses)

Tackles — 9 at Cleveland, 10/18/15 (1, twice, last vs. New England, 1/24/16). **Sacks** — 1.5 at Cleveland, 10/18/15 (none). **Forced fumbles** — 1, three times, last vs. San Diego, 1/3/16 (none). **Recovered fumbles** — 1 at Cleveland, 10/18/15 (none). **Special-teams tackles** — 3 at Oakland, 10/1/15 (1 vs. Carolina, 2/7/16).

SHAQUIL BARRETT'S 2016 GAME-BY-GAME

(Victories asterisked)

2016 DENVER (6-2)		TACKLES									
Date	Opponent	P/S	UT	A	TT	S-Yds.	I-Yds.	PD	FF	FR	
Sep 8	vs. Carolina*	P	1	0	1	0-0	0-0	1	0	0	
Sep 18	vs. Indianapolis*	P	1	0	1	0-0	0-0	0	0	0	
Sep 25	at Cincinnati*	P	1	0	1	0-0	0-0	0	0	0	
Oct 2	at Tampa Bay*	P	3	3	6	0.5-4.5	0-0	1	0	0	
Oct 9	vs. Atlanta	P	2	1	3	0-0	0-0	0	0	0	
Oct 13	at San Diego	P	1	0	1	0-0	0-0	0	0	0	
Oct 24	vs. Houston*	P	0	1	1	0-0	0-0	0	0	0	
Oct 30	vs. San Diego*	P	0	1	1	0-0	0-0	0	0	0	
Season Totals			8/0	9	6	15	0.5-4.5	0-0	2	0	0



KAPRI BIBBS

35

RUNNING BACK



5-11 • 203 • 3RD YR. • COLORADO STATE
BORN: Jan. 10, 1993, in Colorado Springs, Colo.
HIGH SCHOOL: Plainfield (Ill.) North High School
ACQUIRED: College Free Agent, 2014
NFL YEAR: 3rd • **YEAR WITH BRONCOS:** 3rd
NFL GAMES PLAYED/STARTED: 9/0

BIBBS AT A GLANCE:

- A third-year running back who has appeared in nine games for the Broncos (2014-16) in addition to competing on the team's practice squad.
- Spent four weeks of his rookie season in 2014 on Denver's active roster in addition to competing on the club's practice squad.
- Broke Colorado State University's single-season records for rushing yards (1,741), rushing touchdowns (31), total touchdowns (31) and points (186) in his lone season with the Rams after playing at the junior college level.
- Ranked sixth in the nation with 1,741 rushing yards and tied for No. 1 in the country with 31 touchdowns for the Rams in 2013.
- Entered the NFL with Denver as a college free agent on May 16, 2014.

CAREER TRANSACTIONS: Signed by Denver as a college free agent 5/16/14; Waived by Denver 8/30/14; Signed by Denver (practice squad) 9/1/14; Signed by Denver (active roster) 10/20/14; Waived by Denver 11/22/14; Signed by Denver (practice squad) 11/26/14; Waived by Denver 9/5/15; Signed by Denver (practice squad) 9/7/15; Signed by Denver (active roster) 10/17/15; Waived by Denver 10/19/15; Signed by Denver (practice squad) 10/21/15.



2016: Bibbs made one catch for six yards vs. Car. (9/8)... Carried one time for seven yards vs. Ind. (9/18)... Posted two special-teams tackles at Cin. (9/25)... Rushed three times for 14 yards (4.7 avg.) at T.B. (10/2)... Saw action on special teams vs. Atl. (10/9), at S.D. (10/13) and vs. Hou. (10/24)... Carried twice for 4 yards vs. S.D. (10/30).

2015: Bibbs was active for one game with Denver during his second NFL season while spending the rest of the year on the practice squad... Made his NFL debut at Cle. (10/18), returning one kickoff for 15 yards and posting one special-teams stop.

2014: Bibbs, who entered the NFL with Denver as a college free agent, spent the first seven weeks of his rookie season on the Broncos' practice squad before being elevated to the active roster on Oct. 22... Spent Games 11-16 on the Broncos practice squad.

COLLEGE: Played one season (2013) for Colorado State after two years in the junior college ranks... Appeared in all 14 games for the Rams as a junior in 2013 and was named a first-team All-Mountain West Conference selection... Broke the CSU single-season records for rushing yards (1,741), rushing touchdowns (31), total touchdowns (31) and points (186)... Received second-team All-America honors from the Walter Camp Football Foundation... Ranked sixth in the nation with 1,741 rushing yards and tied for No. 1 in the country with 31 touchdowns on 281 attempts (6.2 avg.)... Set a CSU single-game rushing mark with 312 yards vs. Nevada (11/9)... Scored six touchdowns at New Mexico (11/16) to set conference and school single-game records... Spent the Fall of 2012 taking classes at Front Range Community College in Ft. Collins, Colo., before transferring to CSU... Played his freshman season at Snow College in Ephraim, Utah, where he appeared in 11 games and rushed for 425 yards and six touchdowns on 74 attempts (5.6 avg.).

PERSONAL: Attended Plainfield (Ill.) North High School, where he set 26 school records, was a two-time Prairie League MVP and capped his prep career by earning Chicago Offensive Player of the Year honors from ESPNChicago.com (300 att., 2,654 yds., 38 TDs)... Established state records with 520 rushing yards and seven touchdowns in a 2010 game... Majored in ethnic studies at Colorado State... First name is pronounced kuh-PREE... Kapri Lashaw Bibbs was born Jan. 10, 1993, in Colorado Springs, Colo.

BIBBS' REGULAR SEASON RECORD


Year	Club	RUSHING				RECEIVING					SCORING				
		G	S	No.	Yds.	Avg.	LG	TD	No.	Yds.	Avg.	LG	TD	TD	TDr
2014	Denver	0	0	0	0	0.0	—	0	0	0	0.0	—	0	0	0
2015	Denver	1	0	0	0	0.0	—	0	0	0	0.0	—	0	0	0
2016	Denver	8	0	6	25	4.2	9	0	1	6	6.0	6	0	0	0
CAREER TOTALS		9	0	6	25	4.2	9	0	1	6	6.0	6	0	0	0

ADDITIONAL STATISTICS: Special-teams tackles — 2015 (1), 2016 (2), TOTAL (3). Miscellaneous FR — 2016 (1), TOTAL (1).

KAPRI BIBBS' 2016 GAME-BY-GAME

(Victories asterisked)

2016 DENVER (6-2)		RUSHING						RECEIVING				SCORING			
Date	Opponent	P/S	No.	Yds.	Avg.	LG	TD	No.	Yds.	Avg.	LG	TD	2pt.	Pts.	
Sep 8	vs. Carolina*	P	0	0	—	—	0	1	6	6.0	6	0	0	0	
Sep 18	vs. Indianapolis*	P	1	7	7.0	7	0	0	0	—	—	0	0	0	
Sep 25	at Cincinnati*	P	0	0	—	—	0	0	0	—	—	0	0	0	
Oct 2	at Tampa Bay*	P	3	14	4.7	9	0	0	0	—	—	0	0	0	
Oct 9	vs. Atlanta	P	0	0	—	—	0	0	0	—	—	0	0	0	
Oct 13	at San Diego	P	0	0	—	—	0	0	0	—	—	0	0	0	
Oct 24	vs. Houston*	P	0	0	—	—	0	0	0	—	—	0	0	0	
Oct 30	vs. San Diego*	P	2	4	4.0	5	0	0	0	—	—	0	0	0	
Season Totals			8/0	6	25	4.2	9	0	1	6	6.0	6	0	0	0



DEVONTAE BOOKER

20

RUNNING BACK

5-11 • 219 • UTAH

BORN: May 27, 1992, in Sacramento, Calif.

HIGH SCHOOL: Grant Union High School, Sacramento, Calif.

ACQUIRED: Draft #4 (136th overall), 2016

NFL YEAR: 1st • **YEAR WITH BRONCOS:** 1st

NFL GAMES PLAYED/STARTED: 8/1



BOOKER AT A GLANCE:

- A rookie running back who has rushed 70 times for 298 yards (4.3 avg.) with one touchdown and caught 14 passes for 99 yards (7.1 avg.) in his initial NFL season in 2016.
- Started 19-of-23 games played at the University of Utah after beginning his collegiate career at American River College.
- Rushed for 2,773 yards on 560 carries (5.0 avg.) with 21 touchdowns and caught 80 passes for 624 yards (7.8 avg.) with two touchdowns in his two seasons at Utah.
- Attended Grant Union High School in Sacramento, Calif., where he rushed for 2,884 yards and 45 touchdowns as a senior and was named to the *Sacramento Bee's* all-metro teams in 2008 and '09.
- Selected by the Broncos in the fourth round (136th overall) of the 2016 NFL Draft.



2016: Selected by the Broncos in the fourth round (136th overall) of the 2016 NFL Draft, Booker carried three times for eight yards (2.7 avg.) in his NFL debut vs. Car. (9/8)... Rushed nine times for 46 yards (5.1 avg.) and caught one pass for five yards vs. Ind. (9/18)... Carried four times for eight yards (2.0 avg.) and caught one pass for 17 yards at Cin. (9/25)... Carried seven times for 30 yards (4.3 avg.) at T.B. (10/2)... Rushed six times for 23 yards (3.8 avg.) and caught four passes for 36 yards (9.0 avg.) vs. Atl. (10/9)... Carried five times for 46 yards (9.2 avg.) and caught two passes for seven yards (3.5 avg.)... Scored his first career touchdown (1 yd.) and finished with 17 carries for 83 yards (4.9 avg.) in addition to catching one pass for four yards vs. Hou. (10/24)... Carried 19 times for 54 yards (2.8 avg.) with one touchdown and caught five passes for 30 yards (6.0 avg.) vs. S.D. (10/30).

COLLEGE: Booker started 19-of-23 games played at the University of Utah after beginning his collegiate career at American River College... Opened the first 10 games of 2015 before suffering a season-ending knee injury, finishing with 1,261 yards on 268 carries (4.7 avg.) with 11 touchdowns in addition to catching 37 passes for 318 yards (8.6 avg.)... Led the nation with 305 touches from scrimmage (30.5 per game) and carries per game (26.8) at the time of his knee injury... Named a Maxwell Award semifinalist (national player of the year) and Doak Walker Award semifinalist (nation's top running back) in addition to earning All-Pac-12 second-team honors... Started 9-of-13 contests his junior season, finishing with 292 carries for 1,512 yards (5.2 avg.) with 10 touchdowns in addition to 43 catches for 306 yards (7.1 avg.) with two touchdowns... Posted the second-most yards (1,512) and third-most carries (292) in school history, earning a first-team All-Pac-12 selection... Did not play football during the 2013 season.

HIGH SCHOOL: Booker attended Grant Union High School in Sacramento, Calif., where he rushed for 2,884 yards and 45 touchdowns as a senior... Helped Grant High to the 2008 CIF State Open Division state title as a junior, leading the team in rushing yards (1,850) and touchdowns (36)... Named to the *Sacramento Bee's* all-metro teams in 2008 and 2009.

PERSONAL: Booker received a bachelor's degree in sociology in December of 2015... Devontae Booker was born on May 27, 1992, in Sacramento, Calif.

BOOKER' REGULAR SEASON RECORD

Year	Club	G	S	No.	RUSHING			No.	RECEIVING			SCORING			
					Yds.	Avg.	LG		Yds.	Avg.	LG	TD	TDp	TDrt	2pt Pts.
2016	Denver	8	1	70	298	4.2	18	0	14	99	7.1	17	0	2	0
CAREER TOTALS		8	1	70	298	4.2	18	0	14	99	7.1	17	0	2	0

ADDITIONAL STATISTICS: Miscellaneous tackles — 2016 (1), TOTAL (1). Miscellaneous FR — 2016 (2), TOTAL (2).

DEVONTAE BOOKER'S 2016 GAME-BY-GAME

(Victories asterisked)

2016 DENVER (4-2)		RUSHING						RECEIVING				SCORING		
Date	Opponent	P/S	No.	Yds.	Avg.	LG	TD	No.	Yds.	Avg.	LG	TD	2pt.	Pts.
Sep 8	vs. Carolina*	P	3	8	2.7	6	0	0	0	—	—	0	0	0
Sep 18	vs. Indianapolis*	P	9	46	5.1	12	0	1	5	5.0	5	0	0	0
Sep 25	at Cincinnati*	P	4	8	2.0	3	0	1	17	17.0	17	0	0	0
Oct 2	at Tampa Bay*	P	7	30	4.3	11	0	0	0	—	—	0	0	0
Oct 9	vs. Atlanta	P	6	23	3.8	8	0	4	36	9.0	11	0	0	0
Oct 13	at San Diego	P	5	46	9.2	17	0	2	7	3.5	5	0	0	0
Oct 24	vs. Houston*	P	17	83	4.9	12	1	1	4	4.0	4	0	0	6
Oct 30	vs. San Diego*	S	19	54	2.8	18	1	5	30	6.0	12	0	0	6
Season Totals			8/1	70	298	4.3	18	2	14	99	7.1	17	0	12



JARED CRICK

93

DEFENSIVE END

6-4 • 285 • 5TH YR. • NEBRASKA

BORN: Aug. 21, 1989, in Cozad, Neb.

HIGH SCHOOL: Cozad (Neb.) High School

ACQUIRED: Unrestricted Free Agent, 2016

NFL YEAR: 5th • YEAR WITH BRONCOS: 1st

NFL GAMES PLAYED/STARTED: 71/40 • POSTSEASON GP/GS: 3/1



CRICK AT A GLANCE:

- A fifth-year defensive lineman who appeared in 71 regular-season games (40 starts) and three postseason contests (1 starts) with Houston (2012-15) and Denver (2016).
- Totaled 169 tackles (93 solo), 7.5 sacks (47.5 yds.), 17 passes defended, one forced fumble and two fumble recoveries in his first five NFL seasons.
- Opened all 16 contests and one postseason game for Houston in 2015, recording 48 tackles (28 solo), two sacks (14 yds.), one forced fumble and two fumble recoveries.
- Set career highs in 2014 for tackles (56), sacks (29) and passes defended (6) while playing under Broncos Defensive Line Coach Bill Kollar.
- Played 42 games (33 starts) at the University of Nebraska, totaling 167 tackles (75 solo), 20 sacks (145 yds.), eight passes defended and two blocked kicks.
- Named to the All-Big 12 Conference first team and Associated Press All-America second team as a junior for Nebraska after posting 73 tackles and 9.5 sacks (57 yds.)
- Joined the Broncos as an unrestricted free agent on April 6, 2016.
- Selected by the Texans in the fourth round (126th overall) of the 2012 NFL Draft.

CAREER TRANSACTIONS: Signed by Houston as a draft choice 5/14/12; Signed by Denver as an unrestricted free agent 4/6/16.



2016: Crick made one solo tackle vs. Car. (9/8) in his Broncos debut... Posted two tackles (1 solo) and one pass defended vs. Ind. (9/18)... Registered two tackles (1 solo) at Cin. (9/25)... Tallied three tackles (2 solo), 0.5 sacks (4.5 yds.) and four quarterback hits at T.B. (10/2)... Notched five tackles (3 solo) vs. Atl. (10/9)... Tallied five tackles (3 solo) and 0.5 sacks (6 yds.) at S.D. (10/13)... Posted three tackles and one pass defended vs. Hou. (10/24)... Totaled two tackles (1 solo), one sack (3 yds.) and two passes defended vs. S.D. (10/30).

2015: Crick opened all 16 games for the first time in his career, recording 48 tackles (28 solo), two sacks (14 yds.), two passes defended, one forced fumble and two fumble recoveries... Tallied multiple defensive stops in 12 games... Started and recorded five tackles (2 solo) in Houston's AFC Wild Card Playoff Game vs. K.C. (1/9).

2014: Crick saw action in all 16 games (15 starts) and posted career highs in tackles (56), sacks (3.5) and passes defended (6)... Tallied five or more tackles in six contests, including a career-best nine stops (2 solo) vs. Cin. (11/23)... Posted his first career sack vs. Buf. (9/28)... Finished the season with sacks in consecutive contests vs. Bal. (12/21) and vs. Jac. (12/28).

2013: Crick appeared in all 16 contests (1 start), registering 20 tackles (11 solo) and three passes defended... Made his first career start in Houston's season opener at S.D. (9/9).

2012: Selected by the Houston Texans in the fourth round (126th overall) of the 2012 NFL Draft, Crick saw action in 15 regular-season games and two playoff contests during his rookie campaign... Posted 22 tackles (13 solo) and two passes defended... Made his NFL debut vs. Mia. (9/9)... Appeared in both of Houston's postseason games, recording one tackle in Houston's AFC Divisional Playoff Game at N.E. (1/13).

COLLEGE: Crick appeared in 42 games for the University of Nebraska, opening 33 consecutive contests before suffering a season-ending pectoral injury his senior season... Totaled 167 tackles (75 solo), 20 sacks (145 yds.), eight passes defended, one forced fumble, two fumble recoveries and two blocked kicks... Finished his collegiate career ranked eighth on Nebraska's all-time sacks list (20)... Named to the All-Big 12 Conference first team and Associated Press All-America second team as a junior after posting 73 tackles and 9.5 sacks (57 yds.)... Received All-Big 12 Conference first-team honors following his sophomore year... Earned the Brook Berringer Memorial Scholarship for his community work and was Nebraska's first-ever winner of a Big Ten Sportsmanship Award.

PERSONAL: Crick was a three-sport star at Cozad (Neb.) High School, competing in football, basketball and track and field... Earned All-Nebraska honors as a junior and senior from the *Omaha World-Herald* and the *Lincoln Journal Star*... Played defensive end and tight end as a senior, making 68 tackles and catching 15 passes for 284 yards and four touchdowns... Jared Crick was born on Aug. 21, 1989.

CRICK'S REGULAR SEASON RECORD

Year	Club	G	S	UT	A	TT	S-Yds.	I-Yds.	PD	FF	FR	TD-Int.	TD-FR	S	Pts.
2012	Houston	15	0	13	9	22	0-0	0-0	2	0	0	0	0	0	0
2013	Houston	16	1	11	9	20	0-0	0-0	3	0	0	0	0	0	0
2014	Houston	16	15	29	27	56	3.5-20	0-0	6	0	0	0	0	0	0
2015	Houston	16	16	28	20	48	2.0-14	0-0	2	1	2	0	0	0	0
2016	Denver	8	8	12	11	23	2-13.5	0-0	4	0	0	0	0	0	0
CAREER TOTALS		71	40	93	76	169	7.5-47.5	0-0	17	1	2	0	0	0	0

CRICK'S POSTSEASON RECORD

Year	Club	G	S	UT	A	TT	S-Yds.	I-Yds.	PD	FF	FR	TD-Int.	TD-FR	S	Pts.
2012	Houston	2	0	0	1	1	0-0	0-0	0	0	0	0	0	0	0
2015	Houston	1	1	2	3	5	0-0	0-0	0	0	0	0	0	0	0
CAREER TOTALS		3	1	2	4	6	0-0	0-0	0	0	0	0	0	0	0

CRICK'S SINGLE-GAME HIGHS

(Postseason in parentheses)

Tackles — 9 vs. Cincinnati, 11/23/14 (5 vs. Kansas City, 1/9/16). **Sacks** — 1.5 vs. Buffalo, 9/28/14 (none). **Sack yards** — 10 vs. Baltimore, 12/21/14 (none).

JARED CRICK'S 2016 GAME-BY-GAME

(Victories asterisked)

2016 DENVER (6-2)		TACKLES													
Date	Opponent	P/S	UT	A	TT	S-Yds.	I-Yds.	PD	FF	FR					
Sep 8	vs. Carolina*	S	1	0	1	0-0	0-0	0	0	0					
Sep 18	vs. Indianapolis*	S	1	1	2	0-0	0-0	1	0	0					
Sep 25	at Cincinnati*	S	1	1	2	0-0	0-0	0	0	0					
Oct 2	at Tampa Bay*	S	2	1	2	0.5-4.5	0-0	0	0	0					
Oct 9	vs. Atlanta	S	3	2	5	0-0	0-0	0	0	0					
Oct 13	at San Diego	S	3	2	5	0.5-6	0-0	0	0	0					
Oct 24	vs. Houston*	S	0	3	3	0-0	0-0	1	0	0					
Oct 30	vs. San Diego*	S	1	1	2	1-3	0-0	2	0	0					
Season Totals			8/8	12	11	23	2-13.5	0-0	4	0	0				

**AUSTIN DAVIS****4****QUARTERBACK****6-2 • 221 • 5TH YR. • SOUTHERN MISS****BORN:** June 2, 1989, in Meridian, Miss.**HIGH SCHOOL:** West Lauderdale School, Collinsville, Miss.**ACQUIRED:** Free Agent, 2016**NFL YEAR:** 5th • **YEAR WITH BRONCOS:** 1st**NFL GAMES PLAYED/STARTED:** 13/10**DAVIS AT A GLANCE:**

- A fifth-year quarterback who has appeared in 13 games (10 starts) with St. Louis (2012-14), Cleveland (2015) and Denver (2016).
- Completed 236-of-378 passes (62.4 pct.) with 13 touchdowns and 12 interceptions (80.4 rtg.) in addition to rushing for 69 yards on 23 carries (3.0 avg.).
- Saw action in three games (2 starts) for Cleveland in 2015, finishing 56-of-94 (59.6 pct.) for 547 yards with one touchdown and one interception.
- Started 8-of-10 games played for St. Louis in 2014, completing 180-of-294 passes (63.4 pct.) for 2,001 yards with 12 touchdowns and nine interceptions (85.1 rtg.)
- Passed Pro Football Hall of Fame QB Brett Favre in nearly every major statistical record at Southern Miss University after beginning his career as a walk-on.
- Joined the Broncos as a free agent on Sept. 3, 2016.
- Entered the NFL with St. Louis as a college free agent on May 8, 2012.

CAREER TRANSACTIONS: Signed by St. Louis as a college free agent 5/8/12; Waived by St. Louis 8/31/13; Signed by Miami (practice squad) 9/10/13; Waived by Miami 9/17/13; Signed by St. Louis 10/23/13; Released by St. Louis 9/5/15; Signed by Cleveland 9/7/15; Released by Cleveland 8/29/16; Signed by Denver 9/3/16.



2016: Davis competed with Cleveland in training camp and the preseason before being signed by Denver on Sept. 3... Was inactive vs. Car. (9/8), vs. Ind. (9/18), at Cin. (9/25) and at T.B. (10/2)... Was active, but did not play vs. Atl. (10/9)... Was inactive at S.D. (10/13), vs. Hou. (10/24) and vs. S.D. (10/3).

2015: Davis appeared in three games (2 starts) with Cleveland, completing 56-of-94 passes (59.6 pct.) for 547 yards with one touchdown and three interceptions... Was active, but did not play in seven contests.

2014: Davis saw action in 10 games (8 starts) and completed 180-of-284 passes (63.4 pct.) for 2,001 yards with 12 touchdowns and nine interceptions (85.1 rtg.)... Went 3-5 in his eight starts while opening games 2-9... Made his first career start at T.B. (9/14)... Threw three touchdowns in consecutive weeks vs. Dal. (9/21) and at Phil (10/5).

2013: Davis spent training camp with the Rams before being signed to the Dolphins' practice squad... Signed with the Rams after Week 8 and was active for nine games.

2012: Davis, who entered the NFL as a college free agent with St. Louis on May 8, spent the entire season on the active roster.

COLLEGE: Davis passed Pro Football Hall of Fame QB Brett Favre in nearly every major statistical record in Southern Mississippi University history... Finished his collegiate career 933-of-1,527 passing (61.1 pct.) for 10,898 yards with 83 touchdowns and 27 interceptions in addition to rushing 460 times for 1,375 yards (3.0 avg.) with 25 touchdowns.

Led Southern Miss to 12 wins and a Conference USA championship as a senior... Passed Brett Favre in nearly every major statistical record in school history, including a school record 3,331 yards in 2011... Named the 2011 Burlsworth Trophy winner as the nation's top former walk-on... Earned All-Conference USA second team honors as a sophomore and junior... Earned a degree in business administration.

PERSONAL: Davis attended West Lauderdale School in Collinsville, Miss., where he threw for 1,100 yards passing with 15 touchdowns in addition to rushing for 600 yards with six touchdowns as a senior... Received all-area honors and participated in the Mississippi/Alabama All-Star game... Also named all-state in baseball... Drafted by the Boston Red Sox in the 2012 MLB Draft in the 31st round... Brother, Bo, played for the San Diego Padres... Austin Davis was born on June 2, 1989.

DAVIS' REGULAR SEASON RECORD

Year	Club	G	S	Att.	Comp.	Pct.	PASSING		TD	%	Int.	%	LG	Sack/Yds.	Rtg.
							Yds.	Yds./Att.							
2012	St. Louis	0	0	0	0	—	0	—	0	—	0	—	0	0.0	—
2013	St. Louis	0	0	0	0	—	0	—	0	—	0	—	0	0.0	—
2014	St. Louis	10	8	284	180	63.4	2,001	7.0	12	4.2	9	3.2	59t	29/179	85.1
2015	Cleveland	3	2	94	56	59.6	547	5.8	1	1.1	3	3.2	42t	11/96	66.2
2016	Denver	0	0	0	0	—	0	—	0	—	0	—	0	0.0	—
CAREER TOTALS		13	10	378	236	62.4	2,548	6.7	13	3.4	12	3.2	59t	40/275	80.4

Year	Club	Att.	Yds.	Avg.	LG	TD	RUSHING		TD	TDr	SCORING		2pt	Pts.
							Yds.	Pct.			TDp	TDrt		
2012	St. Louis	0	0	—	—	0	0	—	0	0	0	0	0	0
2013	St. Louis	0	0	—	—	0	0	—	0	0	0	0	0	0
2014	St. Louis	16	36	2.3	12	0	12	0	12	0	12	0	0	72
2015	Cleveland	7	33	4.7	17	0	1	0	1	0	1	0	0	6
2016	Denver	0	0	—	—	0	0	—	0	0	0	0	0	0
CAREER TOTALS		23	69	3.0	17	0	13	0	13	0	13	0	0	78

ADDITIONAL STATISTICS: Fumble recoveries — 2014 (2), TOTAL (2).

DAVIS' SINGLE GAME HIGHS

(Postseason in parentheses)

Pass attempts — 49 at Philadelphia, 10/5/14. **Pass completions** — 30 vs. Dallas, 9/21/14. **Longest pass completion** — 59t at Arizona, 11/9/14. **Touchdown passes** — 3, twice, last at Philadelphia, 10/5/14.

AUSTIN DAVIS' 2016 GAME-BY-GAME

(Victories asterisked)

2016 DENVER (6-2)		PASSING										RUSHING				
Opponent	P/S	Att.	Comp.	Yds.	Pct.	TD	INT	LG	S/Yds.	Rtg.		Att.	Yds.	Avg.	LG	TD
GAMES 1-4																
vs. Atl. (10/9)							INACTIVE									
at S.D. (10/13)							DNP									
vs. Hou. (10/24)*							INACTIVE									
vs. S.D. (10/30)*							INACTIVE									
Season Totals	0/0	0	0	0	0	—	0	0	0.0	—		0	0	—	—	0

**TODD DAVIS****51****INSIDE LINEBACKER****6-1 • 230 • 3RD YR. • SACRAMENTO STATE****BORN:** May 17, 1992, in Palmdale, Calif.**HIGH SCHOOL:** Paraclete High School, Lancaster, Calif.**ACQUIRED:** Waivers (New Orleans), 2014**NFL YEAR:** 3rd • **YEAR WITH BRONCOS:** 3rd**NFL GAMES PLAYED/STARTED:** 33/12 • **POSTSEASON GP/GS:** 4/0**DAVIS AT A GLANCE:**

- A third-year linebacker who has seen action in a combined 33 regular-season games (12 starts) and four postseason contests with New Orleans (2014) and Denver (2014-16).
- Recorded 74 tackles (47 solo), 0.5 sacks (2.5 yds.), four passes defended, two fumble recoveries and 12 special-teams stops in his first three NFL seasons.
- Posted 14 tackles (11 solo) and seven special-teams stops for Denver in 2015.
- Totaled 17 tackles (9 solo), two passes defended and five special-teams tackles—all with Denver—in six games (2 starts) in 2014.
- Played 45 games for Sacramento State University and finished his collegiate career with 351 tackles (157 solo), 9.5 sacks (68 yds.), three interceptions (35 yds.), six passes defended and one blocked kick.
- Left Sacramento State ranked second in school history with 351 tackles (157 solo).
- Assigned to the Broncos via waivers from New Orleans on Nov. 13, 2014.
- Entered the NFL with New Orleans as a college free agent on June 23, 2014.

CAREER TRANSACTIONS: Signed by New Orleans as a college free agent 6/23/14; Waived by New Orleans 8/30/14; Signed by New Orleans (practice squad) 9/1/14; Waived by New Orleans 9/4/14; Signed by New Orleans (practice squad) 9/18/14; Signed by New Orleans (active roster) 10/18/14; Waived by New Orleans 10/20/14; Signed by New Orleans (practice squad) 10/22/14; Signed by New Orleans (active roster) 10/29/14; Waived by New Orleans 11/12/14; Claimed off waivers by Denver 11/13/14.



2016: Davis led the team with seven tackles (6 solo) and added 0.5 sacks (2.5 yds.) vs. Car. (9/8)... Notched five tackles (3 solo) vs. Ind. (9/18)... Recorded five solo tackles at Cin. (9/25)... Totaled three tackles (2 solo) and one pass defended at T.B. (10/2)... Tallied seven tackles (5 solo) vs. Atl. (10/9)... Registered four tackles (1 solo) at S.D. (10/13)... Posted four tackles (2 solo) and recovered a fumble vs. Hou. (10/24)... Finished with a career-high eight tackles (3 solo) and one pass defended vs. S.D. (10/30).

2015: Davis appeared in all 16 regular-season games (2 starts) and all three of Denver's postseason contests, finishing with 14 tackles (11 solo) and seven special-teams stops... Recovered a fumble and a tackle on special teams at K.C. (9/17)... Led the team with a career-best three special-teams stops at Cle. (10/18)... Started and made four solo tackles vs. Oak. (12/13)... Played in Denver's AFC Divisional Playoff Game vs. Pit. (1/17), in Denver's AFC Championship Game vs. N.E. (1/24) and Denver's Super Bowl 50 victory vs. Car. (2/7).

2014: Davis, who entered the NFL with New Orleans as a college free agent, appeared in a combined nine regular-season games (2 starts) for the Saints and Broncos... Played three games for the Saints and recorded three special-teams stops... Waived by New Orleans on Nov. 12 and was claimed by Denver on Nov. 13... Saw action in six contests (2 starts) with the Broncos, totaling 17 tackles (9 solo), two passes defended and two special-teams stops... Made his Broncos debut vs. Mia. (11/23), playing 15 special-teams snaps and tallying a special-teams tackle... Recorded his first career defensive tackle at S.D. (12/14) and finished the game with four total stops (1 solo)... Made his first career start at middle linebacker on *Monday Night Football* at Cin. (12/22) and finished with a career-high seven tackles (3 solo)... Led the team with six tackles (5 solo) and recorded his first pass defended vs. Oak. (12/28).

COLLEGE: Davis played 45 games at Sacramento State University and finished his collegiate career ranked second in school history with 351 tackles (157 solo) in addition to totaling 9.5 sacks (68 yds.), four forced fumbles, one fumble recovery, three interceptions (35 yds.), six passes defended and one blocked kick... Appeared in 12 games as a senior and tallied a team-leading 131 tackles (54 solo), five sacks (36 yds.), two forced fumbles, two interceptions (34 yds.), four passes defended and one blocked kick... Named a first-team All-Big Sky Conference selection and second-team All-America choice by *The Sports Network* following his senior year... Named second-team All-Big Sky and the team's defensive MVP as a junior.

PERSONAL: Davis attended Paraclete High School in Lancaster, Calif., where he recorded 119 tackles and three sacks as a senior to earn first-team all-state honors.... Todd Davis was born on May 17, 1992, in Palmdale, Calif.

DAVIS' REGULAR SEASON RECORD

Year	Club	G	S	UT	A	TT	S-Yds.	I-Yds.	PD	FF	FR	TD-Int.	TD-FR	S	Pts.
2014	N.O./Den.	9	2	9	8	17	0-0	0-0	2	0	0	0	0	0	0
2015	Denver	16	2	11	3	14	0-0	0-0	0	0	0	0	0	0	0
2016	Denver	8	8	27	16	43	0.5-2.5	0-0	2	0	1	0	0	0	0
CAREER TOTALS		33	12	47	28	74	0.5-2.5	0-0	4	0	1	0	0	0	0

ADDITIONAL STATISTICS: *Special-teams tackles — 2014 (5), 2015 (7), TOTAL (12). Special-teams FR — 2015 (1), TOTAL (1).*

DAVIS' POSTSEASON RECORD

Year	Club	G	S	UT	A	TT	S-Yds.	I-Yds.	PD	FF	FR	TD-Int.	TD-FR	S	Pts.
2014	Denver	1	0	3	3	6	0-0	0-0	0	0	0	0	0	0	0
2015	Denver	3	0	0	0	0	0-0	0-0	0	0	0	0	0	0	0
CAREER TOTALS		4	0	3	3	6	0-0	0-0	0	0	0	0	0	0	0

DAVIS' SINGLE GAME HIGHS

(Postseason in parentheses)

Tackles — 8 vs. San Diego, 10/30/16 (6 vs. Indianapolis, 1/11/15). **Sacks** — 0.5 vs. Carolina, 9/8/16 (none). **Sack yards** — 2.5 vs. Carolina, 9/8/16 (none). **Passes defended** — 2 vs. Oakland, 12/28/14 (none). **Special-teams tackles** — 3 at Cleveland, 10/18/15 (none).

TODD DAVIS' 2016 GAME-BY-GAME

(Victories asterisked)

2016 DENVER (6-2)		TACKLES													
Date	Opponent	P/S	UT	A	TT	S-Yds.	I-Yds.	PD	FF	FR					
Sep 8	vs. Carolina*	S	6	1	7	0.5-2.5	0-0	0	0	0					
Sep 18	vs. Indianapolis*	S	3	2	5	0-0	0-0	0	0	0					
Sep 25	at Cincinnati*	S	5	0	5	0-0	0-0	0	0	0					
Oct 2	at Tampa Bay*	S	2	1	3	0-0	0-0	1	0	0					
Oct 9	vs. Atlanta	S	5	2	7	0-0	0-0	0	0	0					
Oct 13	at San Diego	S	1	3	4	0-0	0-0	0	0	0					
Oct 24	vs. Houston*	S	2	2	4	0-0	0-0	0	0	0					
Oct 30	vs. San Diego*	S	3	5	8	0-0	0-0	1	0	0					
Season Totals			8/8	27	16	43	0.5-2.5	0-0	2	0	1				



A.J. DERBY

83

TIGHT END



6-5 • 255 • 2ND YR. • ARKANSAS

BORN: Sept. 20, 1991, in Iowa City, Iowa

HIGH SCHOOL: Iowa City (Iowa) High School

ACQUIRED: Trade (New England), 2016

NFL YEAR: 2nd • **YEAR WITH BRONCOS:** 1st

NFL GAMES PLAYED/STARTED: 4/0

HEUERMAN AT A GLANCE:

- A second-year tight end who has appeared in four games with New England (2015-16) and Denver (2016) after being acquired in a mid-season trade.
- Spent his initial NFL season in 2015 on injured reserve after suffering a season-ending injury in training camp.
- Played most of his college career as a quarterback before converting to a tight end before his senior season at the University of Arkansas, when he registered 22 receptions for 303 yards and three touchdowns.
- Began his collegiate career at the University of Iowa (2010-11) and Coffeyville Community College (2012) before playing his last two collegiate seasons at Arkansas.
- Acquired by the Broncos in a trade with the New England on Oct. 25, 2016.
- Selected by the Patriots in the sixth round (202nd overall) of the 2015 NFL Draft.

CAREER TRANSACTIONS: Signed by New England as a draft choice 5/8/15; Traded to Denver 10/25/16.



2016: Derby saw action in four-of-seven games with New England before being traded to Denver... Made his NFL debut at Ari. (9/11)... Was inactive for Week 2 and 3 before appearing in three consecutive contests... Was inactive at Pit. (10/23)... Acquired by Denver on Oct. 25... Was inactive vs. S.D. (10/30).

2015: Selected by the Patriots in the sixth round of the 2015 NFL Draft (202nd overall), Derby spent his entire rookie season on injured reserve after suffering a season-ending injury in training camp.

COLLEGE: Derby began his collegiate career at quarterback at the University of Iowa (2010-11) and Coffeyville Community College (2012) before transferring to the University of Arkansas (2013-14) and moving to tight end before his senior year... Saw action in 18 games (8 starts) for the Razorbacks... Opened 7-of-11 games played at tight end as a senior, registering 22 receptions for 303 yards (13.7 avg.) with three touchdowns before suffering a season-ending injury.

PERSONAL: Derby earned first-team all-state honors following his junior and senior seasons at Iowa City High School, leading his team to a state championship as a senior... Completed 98-of-187 passes for 1,820 yards with 23 touchdowns while adding 752 yards rushing as a senior... Also lettered in basketball and baseball... Father, John, played one game in the NFL with Detroit in 1992... Uncle, Glenn, played two seasons in the NFL with New Orleans (1989-90)... A.J. Derby was born on Sept. 20, 1991, in Iowa City, Iowa.

DERBY'S REGULAR SEASON RECORD

Year	Club	G	S	No.	RECEIVING				TD	TDr	SCORING			
					Yds.	Avg.	LG	TD			TDp	TDrt	2pt	Pts.
2015	New England													
2016	N.E./Den.	4	0	0	0	—	—	0	0	0	0	0	0	0
CAREER TOTALS		4	0	0	0	—	—	0	0	0	0	0	0	0

A.J. DERBY'S 2016 GAME-BY-GAME

(Victories asterisked)

2016 N.E. (7-1) / DEN. (6-2)			RECEIVING				SCORING			
Date	Opponent	P/S	No.	Yds.	Avg.	LG	TD	2pt.	Pts.	
Sep 11	at Arizona*	P	0	0	—	—	0	0	0	
Sep 18	vs. Miami*									
Sep 25	vs. Houston*									
Oct 2	vs. Buffalo	P	0	0	—	—	0	0	0	
Oct 9	at Cleveland*	P	0	0	—	—	0	0	0	
Oct 16	vs. Cincinnati*	P	0	0	—	—	0	0	0	
Oct 23	at Pittsburgh*									
ACQUIRED BY DENVER FROM NEW ENGLAND ON OCT. 25										
Oct 30	vs. San Diego*									
Season Totals			4/0	0	—	—	0	0	0	



RILEY DIXON

9

PUNTER



6-4 • 221 • SYRACUSE

BORN: Aug. 24, 1993, in Oneida, N.Y.

HIGH SCHOOL: Christian Brother Academy, Syracuse, N.Y.

ACQUIRED: Draft #7 (228th overall), 2016

NFL YEAR: 1st • YEAR WITH BRONCOS: 1st

NFL GAMES PLAYED/STARTED: 8/0

DIXON AT A GLANCE:

- A rookie punter who has punted 39 times for 1,818 yards (46.6 avg. / 42.2 net).
- Played 39 games for Syracuse University after joining the team as a walk-on, totaling 218 punts for 9,291 yards (42.9 avg.) with 72 punts inside the 20-yard line.
- Selected by the Broncos in the seventh round (228th overall) of the 2016 NFL Draft.



2016: Selected in the seventh round (228th overall) of the 2016 NFL Draft, Dixon punted three times for 140 yards (46.7 avg. / 42.7 net) vs. Car. (9/8)... Punted two times for 98 yards (49.0 avg. / 39.0 net) vs. Ind. (9/18)... Punted five times for 231 yards (46.2 avg. / 41.4 net) at Cin. (9/25)... Punted seven times for 330 yards (47.1 avg. / 41.9 net) with five punts inside the 20-yard line at T.B. (10/2)... Punted six times for 290 yards (48.3 avg. / 43.8 net) with two punts inside the 20-yard line vs. Atl. (10/9)... Punted five times for 221 yards (44.2 avg. / 38.6 net) with two punts inside the 20-yard line at S.D. (10/13)... Punted six times for 255 yards (42.5 avg. / 40.7 net) with two punts inside the 20-yard line vs. Hou. (10/24)... Punted five times for 253 yards (50.6 avg. / 47.8 net), including a 68-yard punt from the end zone with just over two minutes remaining in the game vs. S.D. (10/30).

COLLEGE: Dixon played 39 games for Syracuse University after joining the team as a walk-on, totaling 218 punts for 9,291 yards (42.9 avg.) with 72 punts inside the 20-yard line... Appeared in 12 games in 2015, totaling 65 punts for 2,839 yards (43.7 gross / 41.9 net) while placing 28 kicks inside the 20-yard line (43.1%) in his senior season at Syracuse... Named one of 10 semifinalists for the Ray Guy Award (nation's top punter) and a semifinalist for the William V. Campbell Trophy (most outstanding football scholar-athlete)... Played 12 games as a junior, punting 75 times for 3,182 yards (42.4 avg.) with 23 punts inside the 20-yard line... Earned honorable mention All-ACC recognition and was a Burlsworth Trophy nominee (most outstanding player who began his career as a walk-on)... Completed the eventual game-winning pass (1 yd.) on a fake field goal in double overtime vs. Villanova (8/29/14)... Rushed for 42 yards on a fake punt against Notre Dame (9/27/14)... Saw action in all 13 games in 2013, punting 75 times for 3,161 yards (42.1 avg.)... Booted a school-record 75-yard punt against Clemson (10/5/13)... Rewarded with a scholarship at the end of his redshirt sophomore season.

HIGH SCHOOL: Dixon handled punting and kicking duties for Christian Brothers Academy in Syracuse, N.Y.... Named to the 2010 *Post-Standard* All-Central New York First Team... Also lettered in baseball.

PERSONAL: Dixon earned his undergraduate degree in accounting and is currently pursuing a master's degree in accounting... Named to Syracuse's Athletic Director Honor Roll in nine consecutive semesters in addition to making the 2013 and 2014 All-ACC Academic teams... Riley Dixon was born on Aug. 24, 1993, in Oneida, N.Y.

DIXON'S REGULAR SEASON RECORD

Year	Club	G	S	No.	Yds.	Avg.	Net.	TB	In 20	LG	Blk.
2016	Denver	8	0	39	1,818	46.6	42.2	3	12	68	0
CAREER TOTALS		8	0	39	1,818	46.6	42.2	3	12	68	0

RILEY DIXON'S 2016 GAME-BY-GAME

(Victories asterisked)

2016 DENVER (6-2)											
PUNTING											
Date	Opponent	P/S	No.	Yds.	Avg.	Net.	TB	In 20	LG	Blk.	Opp. Ret. Ret. Yds.
Sep 8	vs. Carolina*	P	3	140	46.7	42.7	0	0	54	0	2 12
Sep 18	vs. Indianapolis*	P	2	98	49.0	39.0	1	1	53	0	0 0
Sep 25	at Cincinnati*	P	5	231	46.2	41.4	1	0	53	0	2 4
Oct 2	at Tampa Bay*	P	7	330	47.1	41.9	0	5	57	0	3 37
Oct 9	vs. Atlanta	P	6	290	48.3	43.8	1	2	62	0	1 7
Oct 13	at San Diego	P	5	221	44.2	38.6	0	2	48	0	4 28
Oct 24	vs. Houston*	P	6	255	42.5	40.7	0	2	49	0	2 11
Oct 30	vs. San Diego*	P	5	285	50.6	47.8	0	0	68	0	3 14
Season Totals			8/0	39	1,818	46.6	42.2	3	12	68	0 17 113



LORENZO DOSS

37

CORNERBACK

5-11 • 187 • 2ND YR. • TULANE

BORN: Nov. 9, 1991, in New Orleans

HIGH SCHOOL: St. Augustine High School, New Orleans

ACQUIRED: Draft #5 (164th overall), 2015

NFL YEAR: 2nd • YEAR WITH BRONCOS: 2nd

NFL GAMES PLAYED/STARTED: 8/0 • POSTSEASON GP/GS: 0/0



DOSS AT A GLANCE:

- A second-year cornerback who appeared in eight games during his first two seasons with the Broncos.
- Started 34-of-37 games played in his three-year career at Tulane University, finishing with 126 tackles (94 solo), 15 interceptions, 35 passes defended, one sack and two fumble recoveries.
- Owns the second most career interceptions (15) in Green Wave history with his 271 interception return yards ranking first in school annals.
- Selected by the Broncos in the fifth round (164th overall) of the 2015 NFL Draft.

CAREER TRANSACTIONS: Signed by Denver as a draft choice 5/14/15.



2016: Doss was inactive vs. Car. (9/8), vs. Ind. (9/18), at Cin. (9/25) and at T.B. (10/2)... Made his season debut vs. Atl. (10/9)... Was inactive at S.D. (10/13) and vs. Hou. (10/24)... Posted one solo tackles and two passes defended vs. S.D. (10/30).

2015: Selected by the Broncos in the fifth round (164th overall) of the 2015 NFL Draft, Doss spent his entire rookie season on the active roster and appeared in six games... Made his NFL debut on special teams at Det. (9/27)... Posted a solo special-teams stop vs. K.C. (11/15)... Inactive for Denver's three postseason contests.

COLLEGE: Doss started 34-of-37 games played in his three-year career at Tulane University, finishing with 126 tackles (94 solo), 15 interceptions, 35 passes defended, one sack and two fumble recoveries... Started all 12 games as a junior and earned second-team All-American Athletic Conference and All-Louisiana honors... Recorded 48 tackles (36 solo), three interceptions and 12 passes defended... Named to the Chuck Bednarik Award, Bronko Nagurski Trophy and Walter Camp Player of the Year Preseason Watch Lists... Claimed second-team All-America status in addition to first-team All-Conference USA honors after leading the Green Wave with seven interceptions as a sophomore... Added 34 tackles (25 solo) and 16 passes defended to go along with 185 interception return yards—including two touchdowns... Set a school freshman record with five interceptions.

PERSONAL: Doss helped lead St. Augustine High School in New Orleans to a pair of state playoff appearances, including a district title, as a senior... Named an honorable mention 4A all-state selection and a first-team All-District 10-4A pick as a senior after catching 15 passes for 330 yards (22.0 avg.)... Selected to represent Orleans Parish in the 2011 Lake Pontchartrain All-Star Classic... Lettered four years in baseball and twice in track and field... Majored in public relations at Tulane... His brother, Lee, played football at Southern University... Lorenzo Doss was born on April 22, 1994, in New Orleans.

DOSS' REGULAR SEASON RECORD

Year	Club	G	S	UT	A	TT	S-Yds.	I-Yds.	PD	FF	FR	TD-Int.	TD-FR	S	Pts.
2015	Denver	6	0	0	0	0	0-0	0-0	0	0	0	0	0	0	0
2016	Denver	2	0	1	0	1	0-0	0-0	2	0	0	0	0	0	0
CAREER TOTALS		8	0	1	0	1	0-0	0-0	2	0	0	0	0	0	0

ADDITIONAL STATISTICS: Special-teams tackles — 2015 (1), TOTAL (1).

LORENZO DOSS' 2016 GAME-BY-GAME

(Victories asterisked)

2016 DENVER (6-2)		TACKLES													
Date	Opponent	P/S	UT	A	TT	S-Yds.	I-Yds.	PD	FF	FR					
GAMES 1-4					INACTIVE										
Oct 9	vs. Atlanta	P	0	0	0	0-0	0-0	0	0	0					
Oct 13	at San Diego				INACTIVE										
Oct 24	vs. Houston*				INACTIVE										
Oct 30	vs. San Diego*	P	1	0	1	0-0	0-0	2	0	0					
Season Totals		2/0	1	0	1	0-0	0-0	2	0	0					



JAMES FERENTZ

53

CENTER



6-2 • 285 • 2ND Yr. • IOWA

BORN: June 5, 1989, in Iowa City, Iowa

HIGH SCHOOL: Iowa City (Iowa) High School

ACQUIRED: Waivers (Houston), 2015

NFL YEAR: 2nd • YEAR WITH BRONCOS: 2nd

NFL GAMES PLAYED/STARTED: 17/0 • POSTSEASON GP/GS: 1/0

FERENTZ AT A GLANCE:

- A second-year center who appeared in 17 games and one postseason contest with Denver (2015-16) after spending his rookie season in 2014 competing on Houston's practice squad.
- Started 38 consecutive games during his last three seasons at the University of Iowa (2010-12), earning second-team All-Big Ten honors following his senior campaign.
- Assigned to the Broncos via waivers from Houston on Aug. 6, 2015.
- Entered the NFL with Houston as a college free agent on May 16, 2014.

CAREER TRANSACTIONS: Signed by Houston as a college free agent 5/16/14; Waived by Houston 8/30/14; Signed by Houston (practice squad) 9/1/14; Waived by Houston 9/5/15; Claimed off waivers by Denver 9/6/15.



2016: Ferentz was active but did not play vs. Car. (9/8)... Played special teams vs. Ind. (9/18)... Was active but did not play at Cin. (9/25), at T.B. (10/2), vs. Atl. (10/9) and at S.D. (10/13)... Saw action on offense vs. Hou. (10/24) and vs. S.D. (10/30).

2015: Ferentz saw action on offense and special teams in 14 regular-season games and one postseason contest during his first season with Denver... Contributed in short-yardage situations, lining up at fullback and as an extra lineman... Made his NFL debut vs. Bal. (9/13)... Played his first career offensive snaps and saw action on special teams vs. Min. (10/4)... Was active, but did not play in Denver's AFC Divisional Playoff Game vs. Pit. (1/17)... Made his postseason debut in Denver's AFC Championship Game vs. N.E. (1/24)... Active, but did not play in Denver's Super Bowl 50 victory vs. Car. (2/7).

2014: Ferentz, who entered the NFL with Houston as a college free agent on May 16, spent his entire rookie season competing on the club's practice squad.

COLLEGE: Ferentz started 38-of-39 games played at the University of Iowa, opening 38 consecutive games during his last three seasons (2010-12)... Named to the Rimington Trophy (nation's top center) preseason watch list prior to his junior and senior seasons... Chosen as a second team All-Big Ten Conference selection by league coaches following his senior campaign... Opened all 13 games and was named honorable-mention All-Big Ten as a junior... Invited to compete in the East-West Shrine Game following the 2012 season.

PERSONAL: Ferentz was named first-team all-state as a junior and senior at Iowa City (Iowa) High School, where he helped his team advance to the state playoffs three consecutive years... Lettered four times in wrestling... His father, Kirk, is the University of Iowa's head football coach and his brother, Brian, is the offensive line coach for the Hawkeyes... James Ferentz (pronounced FAIR-ins) was born on June 5, 1989, in Iowa City, Iowa.

FERENTZ'S REGULAR SEASON RECORD

Year	Club	G	S
2014	Houston	PRACTICE SQUAD	
2015	Denver	14	0
2016	Denver	3	0
CAREER TOTALS		17	0

FERENTZ'S POSTSEASON RECORD

Year	Club	G	S
2015	Denver	1	0
CAREER TOTALS		1	0



BENNIE FOWLER

16

WIDE RECEIVER

6-1 • 212 • 2ND YR. • MICHIGAN STATE

BORN: June 10, 1991, in Bloomfield, Mich.

HIGH SCHOOL: Detroit Country Day School, Beverly Hills, Mich.

ACQUIRED: College Free Agent, 2014

NFL YEAR: 2nd • **YEAR WITH BRONCOS:** 2nd

NFL GAMES PLAYED/STARTED: 22/1 • **POSTSEASON GP/GS:** 3/0

FOWLER AT A GLANCE:

- A second-year wide receiver who has played 22 regular-season games (1 start) and three postseason contests for Denver (2015-16) after spending the entire 2014 season competing on the Broncos' practice squad.
- Posted 16 catches for 203 yards (12.7 avg.) in addition to making five special-teams tackles in 2015.
- Caught quarterback Peyton Manning's final pass attempt—a two-point conversion in the fourth quarter of Super Bowl 50 that gave Denver a 24-10 lead against Carolina.
- Appeared in 44 games (15 starts) during his collegiate career at Michigan State University and recorded 93 catches for 1,341 yards (14.4 avg.) with 11 touchdowns.
- Entered the NFL with Denver as a college free agent on May 10, 2014.

CAREER TRANSACTIONS: Signed by Denver as a college free agent 5/10/14; Waived by Denver 8/30/14; Signed by Denver (practice squad) 8/31/14.



2016: Fowler was inactive vs. Car. (9/8) and vs. Ind. (9/18)... Made one catch for 13 yards in his season debut at Cin. (9/25)... Saw action at T.B. (10/2)... Caught two passes for 13 yards (6.5 avg.) vs. Atl. (10/9)... Hauled in his first career touchdown catch (5 yds.) and finished with three catches for 22 yards (7.3 avg.) at S.D. (10/13)... Caught one pass for seven yards vs. Hou. (10/24)... Played vs. S.D. (10/30).

2015: Fowler appeared in all 16 regular-season games (1 start) and three postseason contests for Denver... Posted 16 catches for 203 yards (12.7 average) and five special-teams tackles.... Tallied a special-teams stop in his NFL debut vs. Bal. (9/13)... Forced a fumble on punt coverage and added a special-teams stop at K.C. (9/17)... Made his first NFL catch at Det. (9/27) and finished the game with four receptions for 50 yards (12.5 avg.)... Hauled in a pair of passes for 46 yards (23.0 avg.) with a career-long of 41 yards at Oak. (10/11)... Earned his first NFL start at Pit. (12/20)... Recorded a pair of catches for 35 yards (17.5 avg.) in Denver's AFC Divisional Playoff Game vs. Pit. (1/17)... Saw action on offense and special teams in Denver's AFC Championship Game vs. N.E. (1/24)... Caught a two-point conversion—the last pass of QB Peyton Manning's 18-year career—to increase the Broncos' lead to 24-10 in Denver's Super Bowl 50 victory vs. Car. (2/7).

2014: Fowler, who entered the NFL with Denver as a college free agent, spent his entire rookie season on the club's practice squad.

COLLEGE: Fowler appeared in 44 games (15 starts) for Michigan State University and recorded 93 catches for 1,341 yards (14.4 avg.) with 11 touchdowns in addition to 16 rushes for 102 yards (6.4 avg.) and one score... Led the team in receiving yards (622) and receiving touchdowns (6) on 36 catches (17.3 avg.) as a senior in 2013 while producing a score or a first down on 26 of his grabs... Paced the Spartans with 524 receiving yards and added four touchdowns on a career-high 41 catches as a junior in 2012.

PERSONAL: Fowler attended Detroit Country Day School in Beverly Hills, Mich., where he was named an honorable mention all-state selection by the Associated Press as a senior all-purpose player (1,478 yds., 15 TDs)... Bennie Fowler was born on June 10, 1991, in Bloomfield, Mich.

FOWLER'S REGULAR SEASON RECORD

		RECEIVING							SCORING					
Year	Club	G	S	No.	Yds.	Avg.	LG	TD	TD	TDr	TdP	TDrT	2pt	Pts.
2015	Denver	16	1	16	203	12.7	41	0	0	0	0	0	0	0
2016	Denver	6	0	7	55	7.9	13	1	1	0	1	0	0	6
CAREER TOTALS		22	1	23	258	11.2	41	1	1	0	1	0	0	6

ADDITIONAL STATISTICS: Special-teams tackles — 2015 (5), TOTAL (5). Special-teams FF — 2015 (1), TOTAL (1).

FOWLER'S POSTSEASON RECORD

Year	Club	RECEIVING							SCORING					
		G	S	No.	Yds.	Avg.	LG	TD	TD	TDr	TDp	TDrt	2pt	Pts.
2015	Denver	3	0	2	35	17.5	31	0	0	0	0	0	1	2
CAREER TOTALS		3	0	2	35	17.5	31	0	0	0	0	0	1	2

FOWLER'S SINGLE-GAME HIGHS

(Postseason in parentheses)

Receptions — 4 at Detroit, 9/27/15 (2 vs. Pittsburgh, 1/17/16). **Receiving yards** — 50 at Detroit, 9/27/15 (35 vs. Pittsburgh, 1/17/16). **Receiving touchdowns** — 1 at San Diego, 10/13/16 (none).

BENNIE FOWLER'S 2016 GAME-BY-GAME

(Victories asterisked)

2016 DENVER (6-2)		RECEIVING						SCORING	
Date	Opponent	P/S	No.	Yds.	Avg.	LG	TD	2pt.	Pts.
Sep 8	vs. Carolina*								
Sep 18	vs. Indianapolis*								
Sep 25	at Cincinnati*	P	1	13	13.0	13	0	0	0
Oct 2	at Tampa Bay*	P	0	0	—	—	0	0	0
Oct 9	vs. Atlanta	P	2	13	6.5	7	0	0	0
Oct 13	at San Diego	P	3	22	7.3	10	1	0	6
Oct 24	vs. Houston*	P	1	7	7.0	7	0	0	0
Oct 30	vs. San Diego*	P	0	0	—	—	0	0	0
Season Totals		6/0	7	55	7.9	13	1	0	6

**MAX GARCIA****76****GUARD****6-4 • 310 • 2ND YR. • FLORIDA****BORN:** Nov. 9, 1991, in Norcross, Ga.**HIGH SCHOOL:** Norcross (Ga.) High School**ACQUIRED:** Draft #4 (133rd overall), 2015**NFL YEAR:** 2nd • **YEAR WITH BRONCOS:** 2nd**NFL GAMES PLAYED/STARTED:** 24/13 • **POSTSEASON GP/GS:** 3/0**GARCIA AT A GLANCE:**

- A second-year offensive lineman who has seen action at both guard spots in 24 regular-season games (13 starts) and three postseason contests for Denver (2015-16).
- Started 37-of-39 games played at the University of Florida and the University of Maryland, earning starts at left tackle, left guard and center.
- Earned second-team All-Southeastern Conference honors after starting all 13 games at center his redshirt senior season for the Gators and grading out to more than 97 percent in his 757 snaps played.
- Selected by the Broncos in the fourth round (133rd overall) of the 2015 NFL Draft.

CAREER TRANSACTIONS: Signed by Denver as a draft choice 5/13/15.

2016: Garcia started at left guard vs. Car. (9/8), vs. Ind. (9/18), at Cin. (9/25), at T.B. (10/2), vs. Atl. (10/9), S.D. (10/13), vs. Hou. (10/24) and vs. S.D. (10/3).

2015: Selected by the Broncos in the fourth round (133rd overall) of the 2015 NFL Draft, Garcia appeared in all 16 regular-season games (5 starts) and all three postseason contests, seeing action at both guard spots... Made his NFL debut vs. Bal. (9/13)... Made his first start at left guard vs. N.E. (11/29), seeing action in all 79 offensive snaps at both guard spots.

COLLEGE: Garcia started 37-of-39 games played at the University of Florida and the University of Maryland, earning starts at left tackle, left guard and center... Voted second-team All-Southeastern Conference as a senior at Florida after starting all 13 games at center for the Gators following an offseason transition from left tackle and left guard... Graded out to more than 97 percent in his 757 snaps played... Was on the Rimington Trophy (nation's top center) watch list... Named SEC Offensive Lineman of the Week on two occasions... Started all 12 games and saw action at both left tackle and left guard in his first year competing with the Gators... Anchored the offensive line after being the only starter to not miss time due to injury... Redshirted in 2012 due to NCAA transfer rules... Started 12 games at left tackle for Maryland in 2011.

PERSONAL: Garcia was named honorable mention Class 5A All-Georgia his senior year at Norcross (Ga.) High School... Competed in the shot put and discus events... Traveled to Australia in the summer of 2009 to compete in World Track meet... Majored in Family, Youth and Community Sciences at Florida... Played in the 2015 Senior Bowl and Medal of Honor Bowl following his collegiate career... Max Garcia was born on Nov. 9, 1991, in Norcross, Ga.

GARCIA'S REGULAR SEASON RECORD

Year	Club	G	S
2015	Denver	16	5
2016	Denver	8	8
CAREER TOTALS		24	13

ADDITIONAL STATISTICS: Miscellaneous tackles — 2015 (3), TOTAL (3). Miscellaneous FR — 2015 (2), TOTAL (2).

GARCIA'S POSTSEASON RECORD

Year	Club	G	S
2015	Denver	3	0
CAREER TOTALS		3	0



ADAM GOTSIS

99

DEFENSIVE END

6-4 • 287 • GEORGIA TECH

BORN: Sept. 23, 1992, in Melbourne, Victoria, Australia

HIGH SCHOOL: Kew High School, Abbotsford, Victoria, Australia

ACQUIRED: Draft #2 (63rd overall), 2016

NFL YEAR: 1st • **YEAR WITH BRONCOS:** 1st

NFL GAMES PLAYED/STARTED: 8/0



GOTSIS AT A GLANCE:

- A rookie defensive end who appeared in 48 games (37 starts) at Georgia Tech, totaling 110 tackles (69 solo), 12.5 sacks (75 yds.), two interceptions (2 yds.), two fumble recoveries and four blocked kicks.
- Competed in Australian Rules Football for eight years before playing American Rules Football for the Monash Warriors in Melbourne, Victoria, Australia.
- Became the highest-drafted Australian-born player in NFL history and the first Australian-born player to be drafted by the Broncos.
- Selected by the Broncos in the second round (63rd overall) of the 2016 NFL Draft.



2016: Selected by the Broncos in the second round (63rd overall) of the 2016 NFL Draft, Gotsis made his NFL debut vs. Car. (9/8)... Saw action on defense vs. Ind. (9/18)... Contributed on two tackles at Cin. (9/25)... Assisted on one tackle at T.B. (10/2)... Played vs. Atl. (10/9) and at S.D. (10/13)... Recorded one quarterback hit vs. Hou. (10/24)... Assisted on one tackle vs. S.D. (10/30).

COLLEGE: Gotsis appeared in 48 games (37 starts) at Georgia Tech, totaling 110 tackles (69 solo), 12.5 sacks (75 yds.), two interceptions (2 yds.), two fumble recoveries and four blocked kicks... Opened the first nine games of his senior campaign, finishing the year with 31 tackles (20 solo), five tackles for loss, a team-best three sacks (13 yds.) and two fumble recoveries before a season-ending knee injury... Started all 14 games along the defensive line his junior season, posting 36 tackles (23 solo), three sacks (23 yds.), one interception, three passes defended and two blocked kicks... Named to the All-ACC Second Team by both the media and coaches... Opened all 13 games of his sophomore campaign at nose tackle, recording 38 tackles (23 solo), 5.5 sacks (35 yds.), one interception (2 yds.) and one pass defended in addition to blocking two kicks... Ranked second on team in tackles for loss (14.5) and sacks (5.5)... Tallied five tackles and blocked two kicks vs. Ole Miss in the Music City Bowl (12/30).

HIGH SCHOOL: Gotsis attended Kew High School in Abbotsford, Victoria, Australia... Competed in Australian Rules Football for eight years before playing American Rules Football in the Gridiron Victoria (club league with 13 teams across the state of Victoria) for the Monash Warriors in Melbourne... Recorded a team-high 12.5 sacks and earned league MVP honors in 2010.

PERSONAL: Gotsis majored in Business Administration at Georgia Tech... Became the highest-drafted Australian-born player in NFL history... Adam Gotsis was born on Sept. 23, 1992, in Melbourne, Victoria, Australia.

GOTSIS' REGULAR SEASON RECORD

Year	Club	G	S	UT	A	TT	S-Yds.	I-Yds.	PD	FF	FR	TD-Int.	TD-FR	S	Pts.
2016	Denver	8	0	0	4	4	0-0	0-0	0	0	0	0	0	0	0
CAREER TOTALS		8	0	0	4	4	0-0	0-0	0	0	0	0	0	0	0

ADAM GOTSIS' 2016 GAME-BY-GAME

(Victories asterisked)

2016 DENVER (6-2)		TACKLES													
Date	Opponent	P/S	UT	A	TT	S-Yds.	I-Yds.	PD	FF	FR					
Sep 8	vs. Carolina*	P	0	0	0	0-0	0-0	0	0	0					
Sep 18	vs. Indianapolis*	P	0	0	0	0-0	0-0	0	0	0					
Sep 25	at Cincinnati*	P	0	2	2	0-0	0-0	0	0	0					
Oct 2	at Tampa Bay*	P	0	1	1	0-0	0-0	0	0	0					
Oct 9	vs. Atlanta	P	0	0	0	0-0	0-0	0	0	0					
Oct 13	at San Diego	P	0	0	0	0-0	0-0	0	0	0					
Oct 24	vs. Houston*	P	0	0	0	0-0	0-0	0	0	0					
Oct 30	vs. San Diego*	P	0	1	1	0-0	0-0	0	0	0					
Season Totals			8/0	0	4	4	0-0	0-0	0	0	0				

**VIRGIL GREEN****85****TIGHT END****6-5 • 255 • 6TH YR. • NEVADA****BORN:** Aug. 3, 1988, in Tulare, Calif.**HIGH SCHOOL:** Tulare (Calif.) Union High School**ACQUIRED:** Draft #7a (204th overall), 2011**NFL YEAR:** 6th • **YEAR WITH BRONCOS:** 6th**NFL GAMES PLAYED/STARTED:** 77/26 • **POSTSEASON GP/GS:** 10/3**GREEN AT A GLANCE:**

- A sixth-year tight end who played 77 regular-season games (26 starts) and 10 playoff contests (3 starts) during his first five NFL seasons with the Broncos.
- Started 5-of-16 games in 2015, posting 12 catches for a career-high 173 yards (14.4 avg.) with one touchdown.
- Named a 2015 Broncos Community Ambassador award winner after being chosen as a Denver Broncos Community Champion Award winner in 2014.
- Started a career-high nine games for Denver in 2014, including the final six contests of the season in which the Broncos ranked sixth in the NFL in rushing (147.7 ypg).
- Appeared in every game for the first time in his career in 2013 and recorded nine receptions for 45 yards (5.0 avg.).
- Played 50 games (34 starts) for the University of Nevada and helped the Wolf Pack average 500.2 yards per game during his four-year career (2007-10) to rank third in the nation in that period.
- Selected by the Broncos in the seventh round (204th overall) of the 2011 NFL Draft.

CAREER TRANSACTIONS: Signed by Denver as a draft choice 7/28/11.

2016: Green caught a career-high four passes for 28 yards (7.0 avg.) vs. Car. (9/8)... Caught three passes for 46 yards (15.3 avg.) vs. Ind. (9/18)... Was inactive at Cin. (9/25), at T.B. (10/2) and vs. Atl. (10/9)... Returned after missing three games to post three catches for 21 yards (7.0 avg.) at S.D. (10/13)... Started vs. Hou. (10/24)... Made four catches for 55 yards (13.8 avg.) vs. S.D. (10/30).

2015: Green played 16 regular-season games (5 starts) and three postseason contests (1 start), setting career highs in catches (12) and receiving yards (173) in addition to contributing five special-teams tackles... Recorded a career-best 61 receiving yards on three catches (20.3 avg.) vs. G.B. (11/1)... Caught two passes for 14 yards (7.0 avg.) in Denver's AFC Divisional Playoff Game vs. Pit. (1/17)... Started at tight end in Denver's AFC Championship Game vs. N.E. (1/24).

2014: Green played 13 regular-season games (9 starts), totaling 74 receiving yards on six catches (12.3 avg.) with one touchdown... Added a career-high five special-teams tackles... Opened the final six games of the season as Denver ranked sixth in the NFL in rushing (147.7 ypg) during that stretch... Missed Games 8-10 due to a calf injury... Caught three passes for 46 yards (15.3 avg.)—both career-highs—and hauled in his first career touchdown vs. Oak. (12/28).

2013: Green played all 16 regular-season games (3 starts) for the first time in his career and caught a personal-best nine passes for 45 yards (5.0 avg.)... Finished with three special-teams stops... Appeared in all three playoff games, carrying the ball once for six yards.

2012: Green played 12 regular-season games (2 starts) for the Broncos, setting career highs with five catches for 63 yards (12.6 avg.)... Caught a career-best three passes for 44 yards, including a long of 28 yards, vs. N.O. (10/28)... Recovered an onside kick late in the fourth quarter vs. S.D. (11/18).

2011: Selected by Denver in the seventh round (204th overall) of the 2011 NFL Draft, Green played 15 regular-season games (3 starts) and contributed three catches for 24 yards (8.0 avg.) in addition to blocking for the league's No. 1 rushing attack (164.5 ypg.)... Logged the fourth-most plays on special teams for the Broncos and totaled three tackles on those units... Played in both of Denver's postseason contests, including a start in the Broncos AFC Divisional Playoff Game at N.E. (1/14).

COLLEGE: Green played 50 career games (34 starts) at the University of Nevada and totaled 72 receptions for 939 yards (13.0 avg.) with 11 touchdowns while helping the Wolf Pack rank fifth in the nation with 500.2 total yards per game from 2007-10... Recorded a personal-best 35 catches for 515 yards (14.7 avg.) with five touchdowns in his senior campaign to earn first-team All-Mountain West Conference honors... Named the Nevada Strength and Conditioning Athlete of the Year as a junior in 2009 in addition to being selected to the All-WAC second team.

PERSONAL: Green totaled 61 receptions for 1,014 yards (16.6 avg.) with 12 touchdowns during his career at Tulare Union (Calif.) High School, where he earned first-team All-East Yosemite League honors following his

senior season... Lettered four years in basketball and another in track and field... Majored in general studies at Nevada... Named a 2014 Denver Broncos Community Champion Award winner for his contributions off the field... Works with the Mile High United Way to support successful learning for children in schools... Participated in multiple Hometown Huddle events, the Broncos' annual Play 60 event for the 16 branches of Boys & Girls Clubs of Metro Denver... Virgil Leo Green was born on Aug. 3, 1988, in Tulare, Calif.

GREEN'S REGULAR SEASON RECORD

Year	Club	RECEIVING							SCORING					
		G	S	No.	Yds.	Avg.	LG	TD	TD	TDr	TDp	TDrt	2pt	Pts.
2011	Denver	15	3	3	24	8.0	9	0	0	0	0	0	0	0
2012	Denver	12	2	5	63	12.6	28	0	0	0	0	0	0	0
2013	Denver	16	3	9	45	5.0	10	0	0	0	0	0	0	0
2014	Denver	13	9	6	74	12.3	38	1	1	0	1	0	0	6
2015	Denver	16	5	12	173	14.4	32	1	1	0	1	0	0	6
2016	Denver	5	4	14	150	10.7	31	0	0	0	0	0	0	0
CAREER TOTALS		77	26	49	529	10.8	38	2	2	0	2	0	0	12

ADDITIONAL STATISTICS: *Special-teams tackles — 2011 (3), 2012 (1), 2013 (3), 2014 (5), 2015 (4), TOTAL (16). Miscellaneous tackles — 2011 (1), 2015 (1), TOTAL (2). Rushing — 2014 (2 for 3 yds.), TOTAL (2 for 3 yds.).*

GREEN'S POSTSEASON RECORD

Year	Club	RECEIVING							SCORING					
		G	S	No.	Yds.	Avg.	LG	TD	TD	TDr	TDp	TDrt	2pt	Pts.
2011	Denver	2	1	0	0	0.0	—	0	0	0	0	0	0	0
2012	Denver	1	0	0	0	0.0	—	0	0	0	0	0	0	0
2013	Denver	3	0	1	3	3.0	3	0	0	0	0	0	0	0
2014	Denver	1	1	1	4	4.0	4	0	0	0	0	0	0	0
2015	Denver	3	1	2	14	7.0	11	0	0	0	0	0	0	0
CAREER TOTALS		10	3	4	21	5.3	11	0	0	0	0	0	0	0

ADDITIONAL STATISTICS: *One rush for 6 yds. vs. New England, 1/19/14.*

GREEN'S SINGLE GAME HIGHS

(Postseason in parentheses)

Receptions — 4, twice, last vs. San Diego, 10/30/16 (2 vs. Pittsburgh, 1/17/16). **Receiving yards** — 61 vs. Green Bay 11/1/15 (14 vs. Pittsburgh, 1/17/16). **Longest reception** — 38 vs. Oakland, 12/28/14 (11 vs. Pittsburgh, 1/17/16). **Receiving touchdowns** — 1, twice, last at Kansas City, 9/17/15 (none).

VIRGIL GREEN'S 2016 GAME-BY-GAME

(Victories asterisked)

2016 DENVER (6-2)			RECEIVING						SCORING	
Date	Opponent	P/S	No.	Yds.	Avg.	LG	TD		2pt.	Pts.
Sep 8	vs. Carolina*	S	4	28	7.0	13	0		0	0
Sep 18	vs. Indianapolis*	P	3	46	15.3	18	0		0	0
Sep 25	at Cincinnati*									
Oct 2	at Tampa Bay*									
Oct 9	vs. Atlanta									
Oct 13	at San Diego	S	3	21	7.0	9	0		0	0
Oct 24	vs. Houston*	S	0	0	—	—	0		0	0
Oct 30	vs. San Diego*	S	4	55	13.8	31	0		0	0
Season Totals			5/4	14	150	10.7	31	0	0	0



CHRIS HARRIS JR.

25

CORNERBACK

5-10 • 199 • 6TH YR. • KANSAS

BORN: June 18, 1989, in Bixby, Okla.

HIGH SCHOOL: Bixby (Okla.) High School

ACQUIRED: College Free Agent, 2011

NFL YEAR: 6th • YEAR WITH BRONCOS: 6th

NFL GAMES PLAYED/STARTED: 87/71 • POSTSEASON GP/GS: 8/7



HARRIS JR. AT A GLANCE:

- A sixth-year cornerback who played 87 regular-season games (71 starts) in his first six NFL seasons with Denver, totaling 13 interceptions (306 yds.) and 59 passes defended during that span.
- Selected to his second consecutive Pro Bowl in 2015—one of just five undrafted cornerbacks in pro football history to make multiple Pro Bowls with his original team—in addition to being named a second-team All-Pro choice.
- Named a 2015 Broncos Community Ambassador award winner.
- Earned his first Pro Bowl selection in 2014 to become just the sixth undrafted cornerback in NFL history to accomplish that feat with his original team.
- Voted by his teammates as the recipient of the 2014 Ed Block Courage Award after coming back from a torn ACL in 2013 to start every game and ranking first in opponent quarterback rating (47.8) when targeted, according to Pro Football Focus.
- Recognized as the recipient of the Darrent Williams Good Guy Award in 2013 given annually to the Bronco who best exemplifies Williams' enthusiasm, cooperation and honesty while dealing with members of the press.
- Emerged as a regular starter for the Broncos in 2012, opening the final 12 games of the regular season and allowing the fifth-fewest receiving yards (400) and tying for the eighth-fewest completions allowed (35) in the NFL among players targeted at least 60 times.
- Represented one of just two defensive backs in the league in 2012 to record multiple interceptions (3) and sacks (2.5), while returning two of his picks for touchdowns to tie the franchise single-season record.
- Recorded the longest interception return for a touchdown in Broncos history with his 98-yard pick-six at Baltimore (12/16/12).
- Played all 16 regular-season games (4 starts) and two playoff contests (1 start) as a rookie in 2011 after making Denver's active roster out of training camp.
- Named to the 2011 NFL All-Rookie Team by the PFW/PFWA and *Football Outsiders* after ranking first among NFL rookie defensive backs (fourth on the Broncos) with 65 tackles (56 solo) to go along with one interception (15 yds.), six passes defended and six special-teams stops.
- Played 50 games (41 starts) for the University of Kansas and finished his career ranked third among defensive backs with 290 tackles (197 solo) in addition to four sacks (21 yds.) and three interceptions (11 yds.).
- Entered the NFL with Denver as a college free agent on July 27, 2011.

CAREER TRANSACTIONS: Signed by Denver as a college free agent 7/27/11.



2016: Harris Jr. posted two solo tackles, one interception and three passes defended vs. Car. (9/8)... Tallied three solo stops and one pass defended vs. Ind. (9/18)... Registered five tackles (4 solo) and one pass defended at Cin. (9/25)... Tallied four solo stops at T.B. (10/2)... Recorded five tackles (4 solo) and one pass defended vs. Atl. (10/9)... Registered six solo stops at S.D. (10/13)... Posted seven tackles (six solo), one forced fumble and one fumble recovery... Totaled six tackles (5 solo) and one pass defended vs. S.D. (10/30).

2015: Harris Jr. was selected to his second consecutive Pro Bowl and named a second-team All-Pro by the Associated Press after starting all 16 regular-season games and finishing with 58 tackles (49 solo), two interceptions (94 yds.) and six passes defended... Tallied 14 tackles (12 solo), two passes defended and one sack (4 yds.) in Denver's three postseason contents... Intercepted Raiders QB Derek Carr at Oak. (10/11) and returned it 74 yards for a touchdown—the seventh longest such play in team history... Posted three solo

25's TROPHY CASE

Pro Bowls (2)2014, '15
All-Pro (Second-Team)..... 2015

HARRIS JR. GOES FROM UNDRAFTED TO PRO BOWLER

UNDRAFTED CORNERBACKS TO MAKE MULTIPLE PRO BOWLS WITH THEIR ORIGINAL TEAM, NFL HISTORY

Player	Team	Rookie Yr.	Pro Bowls w/original team
Cornell Green	Dallas	1962	5 (1967-69, '71-'72)*
Emmitt Thomas	Kansas City	1966	5 (1968, '71-'72, '74-'75)*
Robert James	Buffalo	1969	3 (1972-'74)
Everson Walls	Dallas	1981	4 (1981-'83, '85)
Chris Harris Jr.	Denver	2011	2 (2014-15)

*Named an AFL All-Star before being selected to the Pro Bowl

tackles and one pass defended in Denver's AFC Divisional Playoff Game vs. Pit. (1/17)... Recorded six tackles (4 solo) and one pass defended in Denver's AFC Championship Game vs. N.E. (1/24)... Notched five solo tackles and one sack (4 yds.) in Denver's Super Bowl 50 victory vs. Car. (2/7).

2014: Harris Jr. started all 16 regular-season games for the first time in his career, earning his first Pro Bowl selection just months after having ACL surgery... Became just the sixth undrafted cornerback in pro football history to make a Pro Bowl with his original team... Selected as the Broncos' 2014 Ed Block Courage Award winner for his commitment to the principles of sportsmanship and courage... Totaled 55 tackles (51 solo), three interceptions (52 yds.), a team-high 17 passes defended, one forced fumble and one fumble recovery... Ranked first among all cornerbacks for opponent quarterback rating (47.8) and did not allow a single touch-down according to Pro Football Focus... Posted a career-high four passes defended vs. Ari. (10/5)... Recorded his first career fumble recovery at Oak. (11/9) and his first career forced fumble vs. Mia. (11/23).

2013: Harris Jr. played all 16 regular-season games (15 starts) and matched his career high with 65 tackles to rank second among Broncos defensive backs... Tied for the team lead with three interceptions and set a new career mark with 14 pass breakups... Saw action in one playoff game for the Broncos before a season-ending knee injury... Became the first Bronco since Champ Bailey in 2009 to record interceptions in back-to-back games when he picked off a pass from Eli Manning in the fourth quarter at NYG (9/15)... Led the team with a career-best 11 tackles vs. Jac. (10/13)... Tied for the team lead with six tackles and added a career-best three pass breakups at K.C. (12/1)... Suffered a torn ACL in Denver's AFC Divisional Playoff Game vs. S.D. (1/12) and was placed on injured reserve on Jan. 14.

2012: Harris Jr. played 15 games (12 starts) in the regular season and tied for the team lead with three interceptions—two of them returned for touchdowns—and nine passes defended... Added 61 tackles (51 solo) and 2.5 sacks (17.5 yds.) as one of just two defensive backs in the NFL to post multiple interceptions and sacks... Ranked fifth in the NFL in receiving yards allowed (400) and tied for the eighth-fewest completions (35) allowed among players with at least 60 defensive targets... Finished fifth in the league with his 144 interception return yards to represent the fourth-highest single-season total in franchise history... Missed Denver's Week 2 contest at Atl. (9/17) with an ankle injury... Recorded his first career multiple-interception game and his first career touchdown on a 46-yard interception return to cap Denver's 24-point comeback at S.D. (10/15)... Sacked Panthers quarterback Cam Newton and led the Broncos with seven tackles while seeing time at outside cornerback, nickel corner, and safety at Car. (11/11)... Intercepted Ravens quarterback Joe Flacco and returned it a franchise-record 98 yards for a touchdown at Bal. (12/16)... Tied a franchise postseason record with four pass breakups in Denver's AFC Divisional Playoff Game vs. Bal. (1/12).

2011: Harris Jr., who entered the NFL with Denver as a college free agent on July 27, played all 16 regular-season games (4 starts) as a rookie and finished fifth on the club (first among NFL rookie defensive backs) with 65 tackles (56 solo) to go along with one interception (15 yds.) and six passes defended... Ranked fifth on the Broncos with six special-teams stops... Played in both of Denver's postseason contests, including a start in the AFC Divisional Playoff Game at N.E. (1/14), and tied for third on the team with 13 tackles (7 solo)... Named to the 2011 NFL All-Rookie Team by the PFW/PFWA and *Football Outsiders*.

COLLEGE: Harris Jr. finished his career at the University of Kansas ranked third among defensive backs with 290 tackles (197 solo) and added four sacks (21 yds.) and three interceptions (11 yds.) for the Jayhawks... Played 50 career games (41 starts), seeing time at cornerback and safety... Named KU Defensive Back of the Year as a senior and was selected as the co-recipient of Kansas' Don Fambrough Award for unselfishness following his junior campaign... Opened 10 games as a true freshman for Kansas in 2007 and was tabbed as the Big 12 Conference Newcomer of the Year in addition to receiving honorable mention Freshman All-America recognition.

PERSONAL: Harris Jr. attended Bixby (Okla.) High School, where he was an all-state defensive back and was named district player of the year as a senior in 2006... Lettered in basketball and track and was a member of the academic state champion teams during his final two prep seasons... Majored in social psychology at Kansas... Started the Chris Harris Jr. Foundation to support "underdogs"—individuals, particularly children, who are at a

HARRIS JR. BREAKS OUT IN 2014

LOWEST OPPONENT QB RATING, NFL, 2014 (SOURCE: PRO FOOTBALL FOCUS)

Player	Rec.	Yds.	Rtg.
1. Chris Harris Jr., Den.	46	356	47.8
2. Richard Sherman, Sea.	31	422	48.4
3. Aqib Talib, Den.	55	578	72.2
4. Darrelle Revis, N.E.	41	557	72.6
5. Desmond Trufant, Atl.	54	649	74.0

disadvantage because of circumstances beyond their control... Holds a free Underdog Football Skills Academy in Denver as well as his hometown of Tulsa, Okla.... Volunteers with his wife Leah in the Big Brothers Big Sisters program... Selected as the Broncos' 2014 Ed Block Courage Award winner for his commitment to the principles of sportsmanship and courage... Named the 2013 winner of the Darrent Williams Good Guy Award, an award given for accountability and accessibility in the day-to-day workings of the season presented by the Denver chapter of the Pro Football Writers of America... Chris Harris Jr. was born on June 18, 1989, in Bixby, Okla.

HARRIS JR.'S REGULAR SEASON RECORD

Year	Club	G	S	UT	A	TT	S-Yds.	I-Yds.	PD	FF	FR	TD-Int.	TD-FR	S	Pts.
2011	Denver	16	4	56	9	65	0-0	1-15	6	0	0	0	0	0	0
2012	Denver	15	12	51	10	61	2.5-17.5	3-144	9	0	0	2	0	0	12
2013	Denver	16	15	58	7	65	0-0	3-1	14	0	0	0	0	0	0
2014	Denver	16	16	51	4	55	1-2	3-52	17	1	1	0	0	0	0
2015	Denver	16	16	49	9	58	0-0	2-94	6	2	0	1	0	0	6
2016	Denver	8	8	34	4	38	0-0	1-0	7	1	1	0	0	0	0
CAREER TOTALS		87	71	299	43	342	3.5-19.5	13-306	59	4	2	3	0	0	18

ADDITIONAL STATISTICS: Special-teams tackles — 2011 (6), TOTAL (6). Special-teams fumble recoveries — 2011 (1), 2012 (1), TOTAL (2).

HARRIS JR.'S POSTSEASON RECORD

Year	Club	G	S	UT	A	TT	S-Yds.	I-Yds.	PD	FF	FR	TD-Int.	TD-FR	S	Pts.
2011	Denver	2	1	7	6	13	0-0	0-0	0	0	0	0	0	0	0
2012	Denver	1	1	3	0	3	0-0	0-0	4	0	0	0	0	0	0
2013	Denver	1	1	2	0	2	0-0	0-0	1	0	0	0	0	0	0
2014	Denver	1	1	3	0	3	0-0	0-0	1	0	0	0	0	0	0
2015	Denver	3	3	12	2	14	1-4	0-0	2	0	0	0	0	0	0
CAREER TOTALS		8	7	27	8	35	1-4	0-0	8	0	0	0	0	0	0

HARRIS JR.'S SINGLE GAME HIGHS

(Postseason in parentheses)

Tackles — 11 vs. Jacksonville, 10/13/13 (8 at New England, 1/14/12). **Interceptions** — 2 at San Diego, 10/15/12 (none). **Interception return yards** — 98 at Baltimore, 12/16/12 (none). **Passes defended** — 4 vs. Arizona, 10/5/14 (4 vs. Baltimore, 1/12/13). **Sacks** — 1, three times, last vs. Buffalo, 12/7/14 (1 vs. Carolina, 2/7/16). **Sack yards** — 11 vs. Oakland, 9/30/12 (4 vs. Carolina, 2/7/16). **Forced fumbles** — 1, twice, vs. Houston, 10/24/16 (none). **Fumble recoveries** — 1, twice, vs. Houston, 10/24/16 (none).

CHRIS HARRIS JR.'S 2016 BY-GAME

(Victories asterisked)

2016 DENVER (6-2)		TACKLES													
Date	Opponent	P/S	UT	A	TT	S-Yds.	I-Yds.	PD	FF	FR					
Sep 8	vs. Carolina*	S	2	0	2	0-0	1-0	3	0	0					
Sep 18	vs. Indianapolis*	S	3	0	3	0-0	0-0	1	0	0					
Sep 25	at Cincinnati*	S	4	1	5	0-0	0-0	1	0	0					
Oct 2	at Tampa Bay*	S	4	0	4	0-0	0-0	0	0	0					
Oct 9	vs. Atlanta	S	4	1	5	0-0	0-0	1	0	0					
Oct 13	at San Diego	S	6	0	6	0-0	0-0	0	0	0					
Oct 24	vs. Houston*	S	6	1	7	0-0	0-0	0	1	1					
Oct 30	vs. San Diego*	S	5	1	6	0-0	0-0	1	0	0					
Season Totals			8/8	34	4	38	0-0	1-0	7	1	1				



JEFF HEUERMAN

82

TIGHT END



6-5 • 255 • 2ND YR. • OHIO STATE

BORN: Nov. 24, 1992, in Naples, Fla.

HIGH SCHOOL: Barron Collier High School, Naples, Fla.

ACQUIRED: Draft #3 (92nd overall), 2015

NFL YEAR: 2nd • YEAR WITH BRONCOS: 2nd

NFL GAMES PLAYED/STARTED: 5/0

HEUERMAN AT A GLANCE:

- A second-year tight end who missed his initial NFL season in 2015 with a knee injury suffered during rookie mini camp.
- Played 51 career games (36 starts) at Ohio State University, totaling 52 receptions for 792 yards (15.2 avg.) with seven touchdowns in four seasons.
- Tallied 17 catches for 207 yards (12.2 avg.) with two touchdowns as a senior team co-captain, helping the Buckeyes to the 2014 College Football Playoff National Championship.
- Selected by the Broncos in the third round (92nd overall) of the 2015 NFL Draft.

CAREER TRANSACTIONS: Signed by Denver as a draft choice 6/4/15.



2016: Heuerman was inactive vs. Car. (9/8) and vs. Ind. (9/18)... Made his NFL debut and made one catch for 29 yards at Cin. (9/25)... Caught one pass for 19 yards at T.B. (10/2)... Played vs. Atl. (10/9)... Was inactive at S.D. (10/13)... Played on offense vs. Hou. (10/24) and vs. S.D. (10/30).

2015: Selected by the Broncos in the third round of the 2015 NFL Draft (92nd overall), Heuerman tore his ACL in rookie mini camp and missed the 2015 season.

COLLEGE: Heuerman played 51 career games (36 starts) at Ohio State University, totaling 52 receptions for 792 yards (15.2 avg.) with seven touchdowns in four seasons... Served as one of Ohio State University's co-captains, starting 14-of-15 games played and tallying 17 catches for 207 yards (12.2 avg.) with two touchdowns his senior year... Helped lead the Buckeyes to the College Football Playoff National Championship... Named a second-team All-Big Ten Conference selection and was on the John Mackey Award (nation's top tight end) mid-season watch list... Started all 14 games as a junior, recording career highs in receptions (26), receiving yards (466) and touchdowns (4) while earning All-Big Ten honorable mention honors... Led all Buckeyes receivers with 17.9 yards per reception... Named the Mackey Award Player of the Week following his career-best five-catch, 116-yard receiving outing vs. Purdue (11/2/13).

PERSONAL: Heuerman earned all-conference, all-area and all-district honors as a senior at Barron Collier High School in Naples, Fla... Led Barron Collier to three District 3A titles... Played hockey for eight years and competed on the junior circuit... His father, Paul, was a basketball captain at Michigan and his brother, Mike, played tight end at Notre Dame... Last name is pronounced HIRE-mun... Jeff Heuerman was born on Nov. 24, 1992, in Naples, Fla.

HEUERMAN'S REGULAR SEASON RECORD

Year	Club	RECEIVING							SCORING					
		G	S	No.	Yds.	Avg.	LG	TD	TD	TDr	TDp	TDtr	2pt	Pts.
2015	Denver													
2016	Denver	5	0	2	48	24.0	29	0	0	0	0	0	0	0
CAREER TOTALS		5	0	2	48	24.0	29	0	0	0	0	0	0	0

JEFF HEUERMAN'S 2016 GAME-BY-GAME

(Victories asterisked)

2016 DENVER (6-2)		RECEIVING							SCORING	
Date	Opponent	P/S	No.	Yds.	Avg.	LG	TD		2pt.	Pts.
Sep 8	vs. Carolina*									
Sep 18	vs. Indianapolis*									
Sep 25	at Cincinnati*	P	1	29	29.0	29	0		0	0
Oct 2	at Tampa Bay*	P	1	19	19.0	19	0		0	0
Oct 9	vs. Atlanta	P	0	0	—	—	0		0	0
Oct 13	at San Diego									
Oct 24	vs. Houston*	P	0	0	—	—	0		0	0
Oct 30	vs. San Diego*	P	0	0	—	—	0		0	0
Season Totals			5/0	2	48	24.0	29	0	0	0



ANDY JANOVICH

32

FULLBACK



6-1 • 238 • NEBRASKA

BORN: May 23, 1993, in Gretna, Neb.

HIGH SCHOOL: Gretna (Neb.) High School

ACQUIRED: Draft #6 (176th overall), 2016

NFL YEAR: 1st • YEAR WITH BRONCOS: 1st

NFL GAMES PLAYED/STARTED: 8/4

JANOVICH AT A GLANCE:

- A rookie fullback who appeared in 50 games (10 starts) for the University of Nebraska, contributing on offense and special teams.
- Led Nebraska with 13 special-teams tackles in 2015, earning honorable mention All-Big Ten Conference accolades.
- Attended Gretna (Neb.) High School, where he was named first-team All-Nebraska by the *Omaha World-Herald* as a linebacker,
- Selected by the Broncos in the sixth round (176th overall) of the 2016 NFL Draft.



2016: Selected by the Broncos in the sixth round (176th overall) of the 2016 NFL Draft, Janovich scored on a 28-yard touchdown run on his first NFL carry vs. Car. (9/8)... Became just the third player in franchise history over the last 30 years to score on his first career rushing attempt... Caught one pass for 11 yards vs. Ind. (9/18)... Started his first NFL game, rushed once for two yards and caught one pass for 13 yards at Cin. (9/25)... Made one special-teams tackle at T.B. (10/2)... Rushed once for 2 yards vs. Atl. (10/9)... Saw action at S.D. (10/13)... Caught one pass for 12 yards and carried one time for one yard vs. Hou. (10/24)... Played on offense and special teams vs. S.D. (10/30).

COLLEGE: Janovich appeared in 50 games (10 starts) for the University of Nebraska, contributing on offense at fullback and on various special-teams units... Appeared in 13 games (6 starts) as a senior, finishing with 42 carries for 265 yards (6.3 avg.) with three touchdowns and led the team with 13 special-teams tackles... Totaled 113 yards of offense vs. Southern Miss (9/27)... Saw action in 13 games (2 starts) and caught one pass for 16 yards in 2014... Awarded a scholarship prior to the start of his sophomore season and played 13 games, but did not register any statistics.

HIGH SCHOOL: Janovich attended Gretna (Neb.) High School, where he was named first-team All-Nebraska by the *Omaha World-Herald* as a linebacker and was part of the *Lincoln Journal Star's* second-team Super State squad as a senior... Led Gretna to the Nebraska Class B semifinals in his senior campaign, leading the team with 112 tackles and rushing for 799 yards with 18 touchdowns... Selected to play in the Nebraska Shrine Bowl... Enjoyed a perfect record during final two seasons in wrestling, winning the 2012 Class B 220-pound championship with a 46-0 record and 2011 the 189-pound title with a 53-0 record.

PERSONAL: Janovich majored in management at the University of Nebraska... Named to the Nebraska Scholar-Athlete Honor Roll in the spring of 2013... Andy Janovich was born on May 23, 1993, in Gretna, Neb.

JANOVICH'S REGULAR SEASON RECORD

Year	Club	RUSHING								RECEIVING					SCORING				
		G	S	No.	Yds.	Avg.	LG	TD		No.	Yds.	Avg.	LG	TD	TD	TDr	TDp	TDt	2pt Pts.
2016	Denver	8	4	4	33	8.3	28t	1		3	36	12.0	13	0	1	1	0	0	6
CAREER TOTALS		8	4	4	33	8.3	28t	1		3	36	12.0	13	0	1	1	0	0	6

ADDITIONAL STATISTICS: Special-teams tackles — 2016 (1), TOTAL (1)

JANOVICH'S SINGLE GAME HIGHS

(Postseason in parentheses)

Rushes — 1, 3x, last vs. Houston, 10/24/16. **Rushing yards** — 28 vs. Carolina, 9/8/16. **Longest rush** — 28t vs. Carolina, 9/8/16. **Rushing touchdowns** — 1 vs. Carolina, 9/8/16. **Receptions** — 1, 3x, last vs. Houston, 10/24/16. **Receiving yards** — 13 at Cincinnati, 9/25/16. **Longest reception** — 13 at Cincinnati, 9/25/16.

ANDY JANOVICH'S 2016 GAME-BY-GAME

(Victories asterisked)

2016 DENVER (6-2)			RUSHING					RECEIVING				SCORING		
Date	Opponent	P/S	No.	Yds.	Avg.	LG	TD	No.	Yds.	Avg.	LG	TD	2pt.	Pts.
Sep 8	vs. Carolina*	P	1	28	28.0	28t	1	0	0	—	—	0	0	6
Sep 18	vs. Indianapolis*	P	0	0	—	—	0	1	11	11.0	11	0	0	0
Sep 25	at Cincinnati*	S	1	2	2.0	2	0	1	13	13.0	13	0	0	0
Oct 2	at Tampa Bay*	P	0	0	—	—	0	0	0	—	—	0	0	0
Oct 9	vs. Atlanta	S	1	2	2.0	2	0	0	0	—	—	0	0	0
Oct 13	at San Diego	P	0	0	—	—	0	0	0	—	—	0	0	0
Oct 24	vs. Houston*	S	1	1	1.0	1	0	1	12	12.0	12	0	0	0
Oct 30	vs. San Diego*	S	0	0	—	—	0	0	0	—	—	0	0	0
Season Totals			8/4	4	33	8.3	28t	1	3	36	12.0	13	0	6



DARIUS KILGO

98

NOSE TACKLE

6-3 • 319 • 2ND YR. • MARYLAND

BORN: Dec. 14, 1991, in Matthews, N.C.

HIGH SCHOOL: Weddington High School, Matthews, N.C.

ACQUIRED: Draft #6 (203rd overall), 2015

NFL YEAR: 2nd • YEAR WITH BRONCOS: 2nd

NFL GAMES PLAYED/STARTED: 17/0 • POSTSEASON GP/GS: 0/0



KILGO AT A GLANCE:

- A second-year nose tackle who appeared in 17 regular-season games for Denver, posting 11 tackles (7 solo) and one pass defended.
- Opened 36-of-42 games played University of Maryland, totaling 123 tackles (72 solo), 5.5 sacks (40 yds.), three passes defended, one forced fumble and five fumble recoveries.
- Named an honorable mention All-Big Ten Conference selection following his senior year in 2014 after posting a career-high 41 tackles (29 solo) to go along with two sacks (16 yds.) and three fumble recoveries.
- Selected by the Broncos in the sixth round (203rd overall) of the 2015 NFL Draft.

CAREER TRANSACTIONS: Signed by Denver as a draft choice 5/13/15.



2016: Kilgo made one solo tackle vs. Car. (9/8)... Assisted on one tackle vs. Ind. (9/18)... Recorded one solo stop at Cin. (9/25)... Saw action at T.B. (10/2)... Assisted on one tackle vs. Atl. (10/9)... Saw action at S.D. (10/13)... Notched one tackle vs. Hou. (10/24)... Played vs. S.D. (10/30).

2015: Selected by the Broncos in the sixth round (203rd overall) of the 2015 NFL Draft, Kilgo appeared in nine regular-season games as a rookie and made six tackles (5 solo)... Was inactive for all three of Denver's postseason contests... Recorded two tackles (1 solo) in his NFL debut vs. Bal. (9/13)... Notched a pair of solo tackles at K.C. (9/17).

COLLEGE: Kilgo opened 36-of-42 games played at Maryland, totaling 123 tackles (72 solo), 5.5 sacks (40 yds.), three passes defended, one forced fumble and five fumble recoveries... Named an honorable mention All-Big Ten Conference selection as a senior after contributing a career-best 41 tackles (29 solo), two sacks (16 yds.) and three fumble recoveries for the University of Maryland... Served on Maryland's leadership council as a junior and started 12-of-13 games, registering 37 tackles (16 solo) and two sacks (13 yds.)... Started 11-of-12 games played at nose tackle in 2012, totaling 40 tackles (23 solo), five tackles for a loss, one forced fumble and one fumble recovery.

PERSONAL: Kilgo recorded 67 tackles, four sacks and two forced fumbles as a senior at Weddington (N.C.) High School... Received all-conference and all-country honors as a junior, finishing with 83 tackles, five sacks and three forced fumbles... Lettered in basketball and indoor track and field. Majored in criminology and criminal justice at Maryland... Darius Kilgo was born on Dec. 14, 1991, in Weddington, N.C.

KILGO'S REGULAR SEASON RECORD

Year	Club	G	S	UT	A	TT	S-Yds.	I-Yds.	PD	FF	FR	TD-Int.	TD-FR	S	Pts.
2015	Denver	9	0	5	1	6	0-0	0-0	1	0	0	0	0	0	0
2016	Denver	8	0	2	3	5	0-0	0-0	0	0	0	0	0	0	0
CAREER TOTALS		17	0	7	4	11	0-0	0-0	1	0	0	0	0	0	0

KILGO'S POSTSEASON RECORD

Year	Club	G	S	UT	A	TT	S-Yds.	I-Yds.	PD	FF	FR	TD-Int.	TD-FR	S	Pts.
2015	Denver	0	0	0	0	0	0-0	0-0	1	0	0	0	0	0	0
CAREER TOTALS		0	0	0	0	0	0-0	0-0	1	0	0	0	0	0	0

DARIUS KILGO'S 2016 GAME-BY-GAME

(Victories asterisked)

2016 DENVER (5-2)		TACKLES								
Date	Opponent	P/S	UT	A	TT	S-Yds.	I-Yds.	PD	FF	FR
Sep 8	vs. Carolina*	P	1	0	1	0-0	0-0	0	0	0
Sep 18	vs. Indianapolis*	P	0	1	1	0-0	0-0	0	0	0
Sep 25	at Cincinnati*	P	1	0	1	0-0	0-0	0	0	0
Oct 2	at Tampa Bay*	P	0	0	0	0-0	0-0	0	0	0
Oct 9	vs. Atlanta	P	0	1	1	0-0	0-0	0	0	0
Oct 13	at San Diego	P	0	0	0	0-0	0-0	0	0	0
Oct 24	vs. Houston*	P	0	1	1	0-0	0-0	0	0	0
Oct 30	vs. San Diego*	P	0	0	0	0-0	0-0	0	0	0
Season Totals		9/0	2	3	5	0-0	0-0	0	0	0



CASEY KREITER

42

LONG SNAPPER



6-1 • 250 • 1st Yr. • Iowa

BORN: Aug. 13, 1990, in DeWitt, Iowa

HIGH SCHOOL: Central High School, DeWitt, Iowa

ACQUIRED: Free Agent, 2016

NFL YEAR: 1st • **YEAR WITH BRONCOS:** 1st

NFL GAMES PLAYED/STARTED: 8/0

KREITER AT A GLANCE:

- A first-year long snapper who made the active roster with Denver in 2016 after spending training camp with Dallas in 2014 and 2015.
- Snapped in 40 games for the University of Iowa, earning honorable mention All-Big Ten Conference honors as a senior.
- Joined the Broncos as a free agent on March 17, 2016.
- Entered the NFL with Dallas as a college free agent on May 12, 2014.

CAREER TRANSACTIONS: Signed Dallas as a college free agent 5/12/14; Waived by Dallas 8/36/14; Signed by Dallas 3/17/15; Waived by Dallas 8/31/15; Signed by Denver 4/7/16.



2016: Kreiter made his NFL debut vs. Car. (9/8)... Snapped vs. Ind. (9/18), at Cin. (9/25), at T.B. (10/2) and vs. Atl. (10/9)... Snapped and made one special-teams tackle at S.D. (10/13)... Snapped vs. Hou. (10/24) and vs. S.D. (10/30).

2015: Kreiter competed with Dallas in training camp.

2014: Kreiter spent training camp with Dallas.

COLLEGE: Kreiter snapped in 40 games for the University of Iowa, earning honorable mention All-Big Ten Conference honors as a senior... Recorded nine special-teams tackles during his career on punt coverage... Named Academic All-Big Ten in his last three seasons in college.

PERSONAL: Kreiter attended Central High School in DeWitt, Iowa, where he earned first team all-state honors as a senior and second team accolades as a junior... Competed in wrestling, baseball and track and field... Spent his time out of football teaching in Iowa... Casey Kreiter was born on Aug. 13, 1990, in DeWitt, Iowa.

KREITER'S REGULAR SEASON RECORD

Year	Club	G	S
2016	Denver	8	0
CAREER TOTALS		8	0

ADDITIONAL STATISTICS: *Special-teams tackles — 2016 (1), TOTAL (1)*

**CODY LATIMER****14****WIDE RECEIVER****6-2 • 215 • 3RD Yr. • INDIANA****BORN:** Oct. 10, 1992, in Dayton, Ohio**HIGH SCHOOL:** Jefferson Township High School, Dayton, Ohio**ACQUIRED:** Draft #2 (56th overall), 2014**NFL YEAR:** 3rd • **YEAR WITH BRONCOS:** 3rd**NFL GAMES PLAYED/STARTED:** 28/2 • **POSTSEASON GP/GS:** 3/0**LATIMER AT A GLANCE:**

- A third-year wide receiver who played 28 regular-season games (2 starts) and three postseason contests in his first three seasons with Denver.
- Caught six passes for 59 yards (9.8 avg.) with one touchdown and added four special-teams tackles in 2015.
- Totaled two receptions for 23 yards (11.5 avg.) and two kickoff returns for 22 yards (11.0 avg.) during his rookie season in 2014.
- Opened 24-of-32 games at Indiana University and finished his collegiate career ranked seventh in school history in receptions (135) and yards (2,042).
- Made at least one catch in every game played for Indiana, tying for the fourth most 100-yard receiving games (7) by a Hoosier.
- Selected by the Broncos in the second round (56th overall) of the 2014 NFL Draft.

CAREER TRANSACTIONS: Signed by Denver as a draft choice 6/2/14.

2016: Latimer posted two special-teams tackles vs. Car. (9/8)... Caught two passes for 12 yards (6.0 avg.) and made one special-teams stop vs. Ind. (9/18)... Caught one pass for 10 yards and returned three kickoffs for 83 yards (27.7 avg.)—his 46-yard kickoff return in the second quarter was the longest such play by the Broncos since Dec. 28, 2014—at Cin. (9/25)... Saw action on offense and special teams at T.B. (10/2)... Returned three kickoffs for 65 yards (21.7 avg.) vs. Atl. (10/9)... Was active, but left the game early with a concussion at S.D. (10/13)... Was inactive vs. Hou. (10/24) and vs. S.D. (10/30).

2015: Latimer played 14 regular-season games (1 start) and three postseason contests, making six catches for 59 yards (9.8 avg.) with one touchdown... Caught three passes for 30 yards (10.0 avg.) vs. K.C. (11/15)... Made his first career start and caught two passes for 22 yards (11.0 avg.) with one touchdown at Chi. (11/22)... Recorded a pair of catches for 18 yards (9.0 avg.) in Denver's AFC Divisional Playoff Game vs. Pit. (1/17)... Caught one pass for 13 yards and made two special-teams tackles in the Broncos' AFC Championship Game vs. N.E. (1/24)... Saw action on offense and special teams in Denver's Super Bowl 50 victory vs. Car. (2/7).

2014: Selected by the Broncos in the second round (56th overall) of the 2014 NFL Draft, Latimer appeared in eight regular-season games as a rookie and totaled two receptions for 23 yards (11.5 avg.) and two kickoff returns for 22 yards (11.0 avg.)... Made his Broncos debut in the season opener vs. Ind. (9/7) and saw action in 10 special-teams plays... Recorded his first career kickoff return (8 yds.) at N.E. (11/2)... Hauled in his first career reception at Oak. (11/9).

COLLEGE: Latimer played 32 games (24 starts) at Indiana University and finished his collegiate career ranked seventh in school history in receptions (135) and yards (2,042)... Made at least one catch in every game played for the Hoosiers, tying for the fourth most 100-yard receiving games (7) at Indiana... Started all 12 games as a senior and led the team with 72 receptions for 1,096 yards (15.2 avg.) with nine touchdowns... Named a second-team All-Big Ten Conference selection for the second consecutive season and was recognized as Indiana's Anthony Thompson Most Valuable Player.

PERSONAL: Latimer competed at wide receiver and defensive back at Jefferson Township High School in Dayton, Ohio, where he was named a first-team all-conference selection following his senior season... Scored 12 offensive touchdowns, one defensive touchdown and five special-teams touchdowns during his final prep campaign... Latimer's late father, Colby, was a member of the Bowling Green football team in 1986... Raises money for the American Cancer Society by donating proceeds from T-shirt sales on his personal website... Cody Derek Latimer was born on Oct. 10, 1992, in Dayton, Ohio.

LATIMER'S REGULAR SEASON RECORD

		RECEIVING							PUNT RETURNS					KICKOFF RETURNS				
Year	Club	G	S	No.	Yds.	Avg.	LG	TD	No.	Yds.	Avg.	LG	TD	No.	Yds.	Avg.	LG	TD
2014	Denver	8	0	2	23	11.5	14	0	0	0	0.0	—	0	2	22	11.0	14	0
2015	Denver	14	1	6	59	9.8	15	1	0	0	—	—	0	0	27	—	27	0
2016	Denver	6	1	3	22	7.3	10	0	0	0	—	—	0	6	148	24.7	46	0
CAREER TOTALS		28	2	11	104	9.5	15	1	0	0	0.0	—	0	8	197	24.6	46	0

ADDITIONAL STATISTICS: Special-teams tackles — 2015 (4), 2016 (3), TOTAL (7). Miscellaneous tackles — 2015 (1), TOTAL (1). Rushing — 2015 (2 rushes for 1 yard (0.5 avg., 0 TD)), TOTAL (2 rushes for 1 yard (0.5 avg., 0 TD)).

LATIMER'S POSTSEASON RECORD

		RECEIVING							PUNT RETURNS					KICKOFF RETURNS				
Year	Club	G	S	No.	Yds.	Avg.	LG	TD	No.	Yds.	Avg.	LG	TD	No.	Yds.	Avg.	LG	TD.
2014	Denver	0	0	0	0	0.0	—	0	0	0	0.0	—	0	0	0	0.0	—	0
2015	Denver	3	0	2	18	9.0	12	0	0	0	0.0	—	0	0	0	0.0	—	0
CAREER TOTALS		3	0	2	18	9.0	12	0	0	0	0.0	—	0	0	0	0.0	—	0

ADDITIONAL STATISTICS: Special-teams tackles — 2015 (2), TOTAL (2).

CODY LATIMER'S 2016 GAME-BY-GAME

(Victories asterisked)

2016 DENVER (6-2)		RECEIVING							SCORING	
Date	Opponent	P/S	No.	Yds.	Avg.	LG	TD		2pt.	Pts.
Sep 8	vs. Carolina*	P	0	0	—	—	0		0	0
Sep 18	vs. Indianapolis*	S	2	12	6.0	8	0		0	0
Sep 25	at Cincinnati*	P	1	10	10.0	10	0		0	0
Oct 2	at Tampa Bay*	P	0	0	—	—	0		0	0
Oct 9	vs. Atlanta	P	0	0	—	—	0		0	0
Oct 13	at San Diego	P	0	0	—	—	0		0	0
Oct 24	vs. Houston*									
Oct 30	vs. San Diego*									
Season Totals			6 /1	3	22	7.3	10	0	0	0



PAXTON LYNCH

12

QUARTERBACK

6-7 • 245 • MEMPHIS

BORN: Feb. 12, 1994, in San Antonio

HIGH SCHOOL: Trinity Christian Academy, Deltona, Fla.

ACQUIRED: Draft #1 (26th overall), 2016

NFL YEAR: 1st • YEAR WITH BRONCOS: 1st

NFL GAMES PLAYED/STARTED: 2/1



LYNCH AT A GLANCE:

- A rookie quarterback who started all 38 games played at the University of Memphis, completing 758-of-1,205 passes (62.9%) for 8,863 yards with 59 touchdowns and 23 interceptions in addition to rushing for 17 scores.
- Finished second in school history in career passing yards (8,863), touchdown passes (59) and completion percentage (62.9).
- Led the Tigers to a 9-4 record as a junior in 2015, completing 296-of-443 passes for 3,776 yards (66.8%) with 28 touchdowns and four interceptions.
- Earned All-American Athletic Conference honors following his final two collegiate seasons.
- Selected by the Broncos in the first round (26th overall) of the 2016 NFL Draft.



2016: Selected by the Broncos in the first round (26th overall) of the 2016 NFL Draft, Lynch was active but did not play vs. Car. (9/8), vs. Ind. (9/18) and at Cin. (9/25)... Made his NFL debut when he entered the game in the second quarter at T.B. (10/2), finishing 14-of-24 passing for 170 yards with one touchdown (94.1 rtg.)... Made his first career start vs Atl. (10/9). and completed 23-of-35 passes (65.7%) for 223 yards with one touchdown and one interception (81.0 rtg.)... Was active but did not play at S.D. (10/13), vs. Hou. (10/24) and vs. S.D. (10/30).

COLLEGE: Lynch opened all 38 games played at the University of Memphis, completing 758-of-1,205 passes (62.9%) for 8,863 yards with 59 touchdowns and 23 interceptions in addition to rushing for 17 scores... Started all 13 games in his final collegiate season as a redshirt junior, completing 296-of-443 passes (66.8%) for 3,776 yards with 28 touchdowns and four interceptions... Named one of five finalists for the Johnny Unitas Golden Arm Award and a semifinalist for the Davey O'Brien National Quarterback Award and the 79th Maxwell Award in addition to first-team All-American Conference... Tied an NCAA record for the most touchdown passes (7) in a half in the first half against SMU (11/28/15)... Started all 13 games for the Tigers in 2014, completing 259-of-413 passes (62.7%) for 3,031 yards with 22 touchdown and nine interceptions in addition to rushing for 321 yards and 13 scores... Established a school record for total yards of offense (3,352) while earning AAC second-team honors... Started 12 games as a redshirt freshman, throwing for 2,056 yards on 203-of-349 passing (58.2%) with nine touchdowns and 10 interceptions... Redshirted during his true freshman season at Memphis.

HIGH SCHOOL: Lynch played quarterback at Trinity Christian Academy in Deltona, Fla.... Passed for more than 3,000 yards combined during is junior and senior seasons despite missing half of his final season with a knee injury... Threw for 237 yards and three touchdowns in the Central Florida All-Star Game in December of 2011, earning the game's MVP award.

PERSONAL: Lynch majored in Sports and Leisure Management at the University of Memphis... Earned Tiger 3.0 list recognition for the Fall 2012, Spring 2013 and Spring 2014 semesters... Paxton Lynch was born on Feb. 12, 1994, in San Antonio.

LYNCH'S REGULAR SEASON RECORD

Year	Club	PASSING										LG	Sack/Yds.	Rtg.
		G	S	Att.	Comp.	Pct.	Yds.	Yds./Att.	TD	%	Int.	%		
2016	Denver	2	1	59	37	62.7	393	6.7	2	3.4	1	1.7	31	7/31 86.3
CAREER TOTALS		2	1	59	37	62.7	393	6.7	2	3.4	1	1.7	31	7/31 86.3

ADDITIONAL STATISTICS: Miscellaneous FR — 2016 (1), TOTAL (1).

PAXTON LYNCH'S 2016 GAME-BY-GAME

(Victories asterisked)

2016 DENVER (6-2)		PASSING									RUSHING				
Opponent	P/S	Att.	Comp.	Yds.	Pct.	TD	INT	LG	S/Yds.	Rtg.	Att.	Yds.	Avg.	LG	TD
vs. Car. (9/8)*							DNP								
vs. Ind. (9/18)*							DNP								
at Cin. (9/25)*							DNP								
at T.B. (10/2)*	P	24	14	170	58.3	1	0	31	1/0	94.1	3	-4	-1.3	-1	0
vs. Atl. (10/9)	S	35	23	223	65.7	1	1	26	6/40	81.0	6	18	3.0	8	0
at S.D. (10/13)							DNP								
vs. Hou. (10/24)*							DNP								
vs. S.D. (10/30)*							DNP								
Preseason Totals	2/1	59	37	393	62.7	2	1	31	7/40	86.3	9	14	1.6	6	0

**BRANDON MARSHALL****54****INSIDE LINEBACKER****6-1 • 238 • 5TH YR. • NEVADA****BORN:** Sept. 10, 1989, in Las Vegas**HIGH SCHOOL:** Cimarron-Memorial High School, Las Vegas**ACQUIRED:** Free Agent, 2013**NFL YEAR:** 5th • **YEAR WITH BRONCOS:** 4th**NFL GAMES PLAYED/STARTED:** 43/36 • **POSTSEASON GP/GS:** 7/4**MARSHALL AT A GLANCE:**

- A fifth-year linebacker who played 43 career regular-season games (36 starts) and seven playoff contests (4 starts) during his first five NFL seasons with Jacksonville (2012) and Denver (2013-16).
- Finished second on the Broncos with 101 tackles (76 solo) in 2015 in addition to tallying 1.5 sacks (10.5 yds.), one interception, four passes defended and two forced fumbles.
- Voted by his teammates as the co-recipient of the 2015 Ed Block Courage Award after coming back from a foot injury to post his second consecutive 100-plus tackle season.
- Selected by the local media as the recipient of the Darrent Williams Good Guy Award in 2015, given annually to the Bronco who best exemplifies Williams' enthusiasm, cooperation and honesty while dealing with members of the press.
- Named a 2015 Broncos Community Ambassador award winner.
- Led the Broncos with 110 tackles (88 solo) in 2014 with that total ranking second in the NFL among first-year defensive starters.
- Spent the majority of the 2013 season on the Broncos' practice squad before being elevated to the active roster and appearing in four games (1 reg. season, 3 postseason).
- Saw action in five games for the Jaguars as a rookie in 2012 and contributed three special-teams tackles for the club.
- Totaled 259 career tackles, including 40 stops for a loss, as a four-year starter at the University of Nevada.
- Joined the Broncos as a practice-squad signee on Sept. 2, 2013.
- Selected by Jacksonville in the fifth round (142nd overall) of the 2012 NFL Draft.

CAREER TRANSACTIONS: Signed by Jacksonville as a draft choice 6/5/12; Waived by Jacksonville 10/27/12; Signed by Jacksonville 10/30/12; Waived by Jacksonville 11/1/12; Signed by Jacksonville (practice squad) 11/5/12; Signed by Jacksonville (active roster) 12/18/12; Waived by Jacksonville 8/30/13; Signed by Denver (practice squad) 9/2/13; Signed by Denver (active roster) 12/24/13.



2016: Marshall recorded six solo tackles vs. Car. (9/8)... Totaled four solo stops and one pass defended vs. Ind. (9/18)... Led the team with nine tackles (4 solo) at Cin. (9/25)... Notched six tackles (5 solo) at T.B. (10/9)... Posted three tackles (2 solo) vs. Atl. (10/9)... Tallied six tackles (5 solo) at S.D. (10/13)... Registered four tackles (2 solo) vs. Hou. (10/24)... Was inactive vs. S.D. (10/30).

2015: Marshall started all 16 regular-season games and all three postseason contests, totaling 100-plus tackles (101) for the second consecutive season and adding 1.5 sacks (10.5 yds.), one interception, four passes defended and two forced fumbles... Teamed with ILB Danny Trevathan to become the first pair of Broncos since 2009 with 100-plus tackles each in a single season... Registered 14 tackles (9 solo), two passes defended and one forced fumble in three postseason games... Made five tackles (4 solo) and forced a fumble that led to CB Bradley Roby's 21-yard game-winning fumble return with 0:27 remaining at K.C. (9/17)... Led the team with 12 tackles (11 solo) at Det. (9/27)... Picked off Steelers QB Ben Roethlisberger in the fourth quarter at Pit. (12/20)... Notched four tackles (3 solo) and one pass defended in Denver's AFC Divisional Playoff Game vs. Pit. (1/17)... Posted five tackles (4 solo), one pass defended and one forced fumble in Denver's AFC Championship Game vs. N.E. (1/24)... Tallied five tackles (2 solo) in Denver's Super Bowl 50 victory vs. Car. (2/7).

2014: Marshall played in 14 regular-season games (13 starts), totaling a team-high 110 tackles (88 solo), two sacks (17 yds.), one interception (0 yds.), nine passes defended, one forced fumble and two special-teams stops... Racked up the second-most defensive stops by an NFL player in his first year as a starter in 2014... Totaled a career-best 15 tackles (13 solo) at Stl. (11/16)... Led the team with nine solo tackles vs. Buf. (12/7) and swatted down a career-high three passes defended to become just the sixth player in the NFL in 2014 to post at least nine tackles and three passes defended in a single game... Notched his first career sack vs. K.C. (9/14)... Recorded his first career interception vs. Buf. (12/7)... Missed the final two games of the reg-

ular season with a foot injury before returning to start in Denver's AFC Divisional Playoff Game vs. Ind (1/11).

2013: Marshall spent the first 16 weeks of the 2013 season on Denver's practice squad after being waived by Jacksonville at the conclusion of training camp... Signed to the Broncos' active roster Dec. 24... Appeared in Denver's regular-season finale as well as all three playoff contests... Made his first career defensive tackle to go along with a special-teams stop at Oak. (12/29)... Contributed one special-teams tackle in Super Bowl XLVIII vs. Sea. (2/2).

2012: Selected by Jacksonville in the fifth round (142nd overall) of the 2012 NFL Draft, Marshall saw action in four of the team's first six games as a rookie before splitting time on the Jaguars' practice squad and active roster during the second half of the season... Posted three special-teams tackles.

COLLEGE: Marshall recorded 259 tackles (145 solo), 40 tackles for a loss, six sacks, three interceptions, seven fumble recoveries and three forced fumbles as a four-year starter at the University of Nevada... Made 102 tackles with 10 tackles for a loss as a senior to earn second-team All-Western Athletic Conference honors from Phil Steele Publications.

PERSONAL: Marshall played linebacker, running back and tight end at Cimarron-Memorial High School in Las Vegas, earning first-team All-Sunset Conference and second-team all-state as a senior... Finished his prep career with 68 tackles, 13 sacks, 57 quarterback pressures, four fumble recoveries and 10 offensive touchdowns... Partnered with the Rose Andom Center in December 2014 to host a clothing drive benefiting survivors of domestic violence... Participated in the teams' Hometown Huddle event in 2014, the Broncos' annual Play 60 event for the 16 branches of Boys & Girls Clubs of Metro Denver... Brandon Markieth Marshall was born on Sept 10, 1989, in Las Vegas.

MARSHALL'S REGULAR SEASON RECORD

Year	Club	G	S	UT	A	TT	S-Yds.	I-Yds.	PD	FF	FR	TD-Int.	TD-FR	S	Pts.
2012	Jacksonville	5	0	0	0	0	0-0	0-0	0	0	0	0	0	0	0
2013	Denver	1	0	1	0	1	0-0	0-0	0	0	0	0	0	0	0
2014	Denver	14	13	88	22	110	2-17	1-0	9	1	0	0	0	0	0
2015	Denver	16	16	77	24	101	1.5-10.5	1-0	3	2	0	0	0	0	0
2016	Denver	7	7	28	10	40	0-0	0-0	1	0	0	0	0	0	0
CAREER TOTALS		43	36	194	65	250	3.5-27.5	2-0	13	3	0	0	0	0	0
BRONCOS TOTALS		38	36	194	65	250	3.5-27.5	2-0	13	3	0	0	0	0	0

ADDITIONAL STATISTICS: Special-teams tackles — 2012 (3), 2013 (1), 2014 (2), 2015 (1), TOTAL (7).

MARSHALL'S POSTSEASON RECORD

Year	Club	G	S	UT	A	TT	S-Yds.	I-Yds.	PD	FF	FR	TD-Int.	TD-FR	S	Pts.
2013	Denver	3	0	0	0	0	0-0	0-0	0	0	0	0	0	0	0
2014	Denver	1	1	4	2	6	0-0	0-0	0	0	0	0	0	0	0
2015	Denver	3	3	9	5	14	0-0	0-0	2	1	0	0	0	0	0
CAREER TOTALS		7	4	13	7	20	0-0	0-0	2	1	0	0	0	0	0

ADDITIONAL STATISTICS: Special-teams tackles — 2013 (1), TOTAL (1).

MARSHALL'S SINGLE GAME HIGHS


(Postseason in parentheses)

Tackles — 15, at St. Louis, 11/16/14 (6 vs. Indianapolis, 1/11/15). **Sacks** — 1, 3x, last vs. Baltimore, 9/13/15 (none). **Sack yards** — 12 at Kansas City, 11/30/14 (none). **Interceptions** — 1, twice, last at Pittsburgh, 12/20/15 (none). **Passes defended** — 3 vs. Buffalo, 12/7/14 (1, twice, last vs. New England, 1/24/16). **Forced fumbles** — 1, three times, last vs. Green Bay, 11/1/15 (1 vs. New England, 1/24/16). **Special-teams tackles** — 1, seven times, last vs. Oakland, 12/13/15 (1 vs. Seattle, 2/2/14).

BRANDON MARSHALL'S 2016 BY GAME

(Victories asterisked)

2016 DENVER (6-2)			TACKLES								
Date	Opponent	P/S	UT	A	TT	S-Yds.	I-Yds.	PD	FF	FR	
Sep 8	vs. Carolina*	S	6	0	6	0-0	0-0	0	0	0	
Sep 18	vs. Indianapolis*	S	4	0	4	0-0	0-0	1	0	0	
Sep 25	at Cincinnati*	S	4	5	9	0-0	0-0	0	0	0	
Oct 2	at Tampa Bay*	S	5	1	6	0-0	0-0	0	0	0	
Oct 9	vs. Atlanta	S	2	1	3	0-0	0-0	0	0	0	
Oct 13	at San Diego	S	5	1	6	0-0	0-0	0	0	0	
Oct 24	vs. Houston*	S	2	2	4	0-0	0-0	0	0	0	
Oct 30	vs. San Diego*	INACTIVE									
Season Totals		7/7	28	10	38	0-0	0-0	1	0	0	



CONNOR MCGOVERN

60

GUARD



6-4 • 306 • MISSOURI

BORN: April 27, 1993, in Fargo, N.D.

HIGH SCHOOL: Shanley High School, Fargo, N.D.

ACQUIRED: Draft #5 (144th overall), 2016

NFL YEAR: 1st • YEAR WITH BRONCOS: 1st

NFL GAMES PLAYED/STARTED: 0/0

MCGOVERN AT A GLANCE:

- A rookie offensive lineman who appeared in 49 games (40 starts) for the University of Missouri, helping the team to two SEC East Division Championships.
- Attended Shanley High School in Fargo, N.D., where he led his school to two state titles and was named the North Dakota Gatorade Player of the Year.
- Selected by the Broncos in the fifth round (144th overall) of the 2016 NFL Draft.



2016: Selected by the Broncos in the fifth round (144th overall) of the 2016 NFL Draft, McGovern was inactive vs. Car. (9/8), vs. Ind. (9/18), at Cin. (9/25), at T.B. (10/2), vs. Atl. (10/9), at S.D. (10/13), vs. Hou. (10/24) and vs. S.D. (10/30).

COLLEGE: McGovern appeared in 49 games (40 starts) for the University of Missouri, helping the team to two SEC East Division Championships... Started all 12 games at left tackle as a senior... Set school weight-room records in the squat (690 pounds for five repetitions)... Opened all 14 games as a junior, starting the first four games at right tackle before switching back to right guard for the final 10 contests... Contributed to the team's second consecutive SEC East Championship... Started all 14 games for the Tigers at right guard as a sophomore, playing a role in an offense that ranked 16th nationally in total offense (490.7 ypg) and 13th in scoring (39.1 ppg)... Helped the team to its first-ever SEC East title... Appeared in nine contests as a true freshman, seeing action at guard and on kick protection units.

HIGH SCHOOL: McGovern was named the North Dakota Gatorade Player of the Year as a senior after helping Shanley High School in Fargo, N.D., to its second consecutive state championship... Earned first-team all-state honors on offense as a senior in addition to all-state accolades on offense and defense his junior campaign... Racked up 89 tackles, three sacks and two forced fumbles on defense as a senior, while notching 49 stops and three sacks as a junior... Lettered in weightlifting and wrestling for two seasons.

PERSONAL: McGovern majored in agricultural economics at Missouri... Connor McGovern was born on April 27, 1993, in Fargo, N.D.

MCGOVERN'S REGULAR SEASON RECORD

Year	Club	G	S
2016	Denver	0	0
CAREER TOTALS		0	0



BRANDON MCMANUS

8

KICKER



6-3 • 201 • 3RD YR. • TEMPLE

BORN: July 25, 1991, in Philadelphia

HIGH SCHOOL: North Penn High School, Lansdale, Pa.

ACQUIRED: Free Agent, 2014

NFL YEAR: 3rd • YEAR WITH BRONCOS: 3rd

NFL GAMES PLAYED/STARTED: 39/0 • POSTSEASON GP/GS: 4/0

MCMANUS AT A GLANCE:

- A third-year kicker who has seen action in 38 regular-season games and four postseason contests for Denver (2014-16), connecting on 55-of-66 career field goals (83.3%).
- Finished the 2015 season tied for third in franchise history with 30 made field goals and ranked fourth in the NFL with a kickoff touchback percentage of 70.5.
- Named AFC Special Teams Player of the Month (October, 2015) after converting 10-of-11 field goals, including the first two game-winning kicks of his career.
- Totaled the second-most made field goals all-time in a single postseason (10-for-10) in 2015.
- Competed in the preseason with Indianapolis as a rookie in 2013 and with the N.Y. Giants in 2014 before being acquired by Denver in a trade.
- Received the 2012 College Football Performance Awards Specialist Trophy as the nation's best overall kicker following his senior year at Temple University.
- Holds Temple career records for points scored (338), field goals made (60) and punting average (45.4).
- Joined the Broncos on Aug. 26, 2014, in a trade with the N.Y. Giants in exchange for a seventh-round draft choice.

CAREER TRANSACTIONS: Signed by Indianapolis as a college free agent 4/30/13; Waived by Indianapolis 8/26/13; Signed to a future contract by N.Y. Giants on 1/2/14; Traded to Denver 8/26/14; Waived by Denver 11/25/14; Signed by Denver (practice squad) 12/4/14; Signed by Denver (active roster) 12/6/14.



2016: McManus made all three extra points vs. Car. (9/8)... Finished 4-of-5 on field goals (23, 43, 33, 35) and 2-for-2 on extra points vs. Ind. (9/18)... Connected on his one field goal attempt (20) at Cin. (9/25)... Made both of his field goal attempts (38, 24) and all three extra points at T.B. (10/2)... Kicked three field goals (35, 46, 45) and one extra point vs. Atl. (10/9)... Connected on two-of-three field goals at S.D. (10/13)... Made both of his field goal attempts (22, 32) and three extra points vs. Hou. (10/24)... Connected on two field goals (28, 22) and three extra points vs. S.D. (10/30).

2015: McManus tied for third in franchise history with 30 made field goals (35 attempts), including three game-winning kicks, and added 35 extra points (36 attempts) for 125 total points... Totaled 55 touchbacks on 78 kickoffs for the league's fourth-best percentage (70.5)... Was a perfect 10-for-10 on field goals in Denver's three postseason games to represent the second-most made field goals all-time in a single postseason... Began the season with 13 consecutive field goals, which tied for second in Broncos history to start a season... Was a perfect 4-for-4 (57, 56, 43, 33) vs. Bal. (9/13), becoming the second kicker in NFL history to convert two field goals of 56 yards or longer in the same game... Named AFC Special Teams Player for the Month for October after connecting on 10-of-11 field goals, including the first two game-winning kicks of his career... Kicked the game-winning 37-yard field goal on the first possession of overtime vs. Cin. (12/28)... Tied an NFL postseason record with five made field goals (28, 41, 51, 41, 45) in Denver's AFC Divisional Playoff Game vs. Pit. (1/17)... Tied K Matt Prater with his seventh made field goal of the season (including postseason) from 50-plus yards, connecting on both of his attempts (52, 31) in Denver's AFC Championship Game vs. N.E. (1/24)... Drilled three field goals (34, 33, 30) in Denver's Super Bowl 50 victory vs. Car. (2/7).

2014: McManus, who spent the preseason with the N.Y. Giants before being traded to Denver on Aug. 26,

MCMANUS PERFECT IN 2015 POSTSEASON

MOST FIELD GOALS MADE, SINGLE POSTSEASON, NFL HISTORY

Player	Year	FGM	FGA
1. Adam Vinatieri, Ind.	2006	14	15
2. Brandon McManus, Den.	2015	10	10
3. David Akers, Phi.	2008	9	10
John Kasay, Car.	2003	9	11
Steve Christie, Buf.	1992	9	10
Chuck Nelson, Min.	1987	9	9

appeared in 15 regular-season games and one playoff contests for the Broncos... Connected on 9-of-13 (.692) field goals and converted all 41 PATs in addition to ranking fourth in the NFL in touchback percentage (70.3 / 64-of-91)... Waived on Nov. 25 before being signed back to the active roster on Dec. 6 to handle kickoff duties for the remainder of the season.

2013: McManus, who entered the NFL with Indianapolis as a college free agent, competed with the Colts during the preseason before being waived on Aug. 26.

COLLEGE: McManus holds Temple University career records for points scored (338), field goals made (60) and attempted (83) and punting average (45.4)... Named the recipient of the 2012 College Football Performance Awards Specialist Trophy as the nation's best overall kicker after converting 14-of-17 field goals and 32-of-33 extra point tries for 74 points... Punted 54 times for 2,433 yards (45.1 avg.), including 15 kicks of 50-plus yards as a senior... Earned All-Big East first-team honors as a punter and was a second-team choice as a kicker.

PERSONAL: McManus was a four-year letterwinner as a kicker and punter at North Penn High School in Lansdale, Pa.... Selected to play in the 2009 Big 33 All-Star Game... Named a first-team All-Suburban One Conference selection and a first-team *Times-Herald* All-Area pick as a senior... Scored 229 career points and helped his team win district championships in 2005 and 2008 and conference titles in 2006 and 2008... Majored in biology/pre-med at Temple... Co-founded the Anti Bully Squad to create a permanent solution to bullying through education, advocacy, awareness and prevention.... Brandon Tyler McManus was born on July 25, 1991, in Philadelphia.

MCMANUS' REGULAR SEASON RECORD

		FIELD GOALS								PATs			
Year	Club	G	1-19	20-29	30-39	40-49	50-59	60+	TOTAL	Pct.	Md./Att.	Pct.	Pts.
2014	Denver	15	0/0	5/5	2/3	2/3	0/2	0/0	9/13	.692	41/41	1.000	68
2015	Denver	16	0/0	12/12	8/8	5/8	5/7	0/0	30/35	.857	35/36	.972	125
2016	Denver	8	0/0	7/7	5/5	4/4	0/2	0/0	16/18	.889	18/19	.947	66
CAREER TOTALS		39	0/0	24/24	15/16	11/15	5/11	0/0	55/66	.833	94/96	.979	259

ADDITIONAL STATISTICS: Kickoffs — 2014 (91 for 5,981 yards, 65.7 avg., 64 TBs), 2015 (78 for 5,012 yards, 64.3 avg., 55 TBs), 2016 (41 for 2,618 yards, 65.9 avg., 27 TBs), TOTAL (210 for 13,611 yards, 64.8 avg., 146 TBs). Punts — 2015 (1 for 41 yards, 41.0 avg., 1 TB), TOTAL (1 for 41 yards, 41.0 avg., 1 TB). Special-Teams Tackle— 2016 (1), TOTAL (1).

MCMANUS' POSTSEASON RECORD

		FIELD GOALS								PATs			
Year	Club	G	1-19	20-29	30-39	40-49	50-59	60+	TOTAL	Pct.	Md./Att.	Pct.	Pts.
2014	Denver	1	0/0	0/0	0/0	0/0	0/0	0/0	0/0	.000	0/0	0.0	0
2015	Denver	3	0/0	1/1	4/4	3/3	2/2	0/0	10/10	1.000	3/3	100.0	33
CAREER TOTALS		4	0/0	1/1	4/4	3/3	2/2	0/0	10/10	1.000	3/3	100.0	33

ADDITIONAL STATISTICS: Kickoffs — 2014 (4 for 235 yards, 58.8 avg., 2 TBs), 2015 (17 for 1,102 yards, 64.8 avg., 14 TBs), TOTAL (21 for 1,337 yards, 63.7 avg., 16 TBs).

MCMANUS' SINGLE GAME HIGHS

(Postseason in parentheses)

Field goals made — 4, four times, last vs. Indianapolis, 9/18/16 (5 vs. Pittsburgh, 1/17/16). **Field goals attempted** — 5, three times, last vs. Indianapolis, 9/18/16 (5 vs. Pittsburgh, 1/17/16). **Longest field goal made** — 57 vs. Baltimore, 9/13/15 (52 vs. New England, 1/24/16). **PATs made** — 6 vs. San Francisco, 10/19/14 (2 vs. New England, 1/24/16). **Points scored** — 14, twice, last vs. Indianapolis, 9/18/16 (15 vs. Pittsburgh, 1/17/16).

MCMANUS' GAME-WINNING KICKS (3)

Date	Opponent	Down/Tied	Distance	Time Left	Drive/T.O.P.
10/4/15	vs. Minnesota	20-20, 4th	39 yards	1:51, 4th	9-55:3:20
10/18/15	at Cleveland	23-23, OT	34 yards	4:56, OT	13-72:6:42
12/28/15	vs. Cincinnati	17-17, OT	37 yards	10:00, OT	14-61:5:00

BRANDON MCMANUS' 2016 GAME-BY-GAME

(Victories asterisked)

2016 DENVER (6-2)		FIELD GOALS								PATs				
Date	Opponent	P/S	10-19	20-29	30-39	40-49	50-59	60+	TOTAL	Pct.	Md./Att.	Pct.	Pts.	
Sep 8	vs. Carolina*	P	0/0	0/0	0/0	0/0	0/0	0/0	0/0	—	3/3	1.000	3	
Sep 18	vs. Indianapolis*	P	0/0	1/1	2/2	1/1	0/1	0/0	4/5	.800	2/2	1.000	14	
Sep 25	at Cincinnati*	P	0/0	1/1	0/0	0/0	0/0	0/1	1.000		2/3	.667	5	
Oct 2	at Tampa Bay*	P	0/0	1/1	1/1	0/0	0/0	0/0	2/2	1.000	3/3	1.000	9	
Oct 9	vs. Atlanta	P	0/0	0/0	1/1	2/2	0/0	0/0	3/3	1.000	1/1	1.000	10	
Oct 13	at San Diego	P	0/0	1/1	0/0	1/1	0/1	0/0	2/3	.667	1/1	1.000	7	
Oct 24	vs. Houston*	P	00	1/1	1/1	0/0	0/0	0/0	2/2	1.000	3/3	1.000	9	
Oct 30	vs. San Diego*	P	0/0	2/2	0/0	0/0	0/0	0/0	2/2	1.000	3/3	1.000	9	
Season Totals			8/0	0/0	7/7	5/5	4/4	0/2	0/0	16/18	.889	18/19	.979	66



VON MILLER

58

OUTSIDE LINEBACKER

6-3 • 250 • 6TH YR. • TEXAS A&M

BORN: March 26, 1989, in DeSoto, Texas

HIGH SCHOOL: DeSoto (Texas) High School

ACQUIRED: Draft #1 (2nd overall), 2011

NFL YEAR: 6th • **YEAR WITH BRONCOS:** 6th

NFL GAMES PLAYED/STARTED: 80/80 • **POSTSEASON GP/GS:** 7/7



MILLER AT A GLANCE:

- A sixth-year linebacker and four-time Pro Bowl selection who has 294 tackles (229 solo), 68.5 sacks (438 yds.), one interception, 11 passes defended, 17 forced fumbles and four fumble recoveries in his first six seasons with Denver.
- Notched 60 career sacks through his first five seasons, representing the sixth most in NFL history (since 1982).
- Named MVP of Super Bowl 50—the 10th defensive player to earn the honor—after posting 2.5 sacks (27 yds.) and forcing two fumbles that led to touchdowns in Denver's 24-10 win against Carolina.
- Received All-Pro recognition from the Associated Press in four of his five NFL seasons, including first-team designations in 2012 and 2015.
- Ranks second in NFL history (since 1982) in sacks per game (0.86) among players appearing in at least 40 contests.
- Owns the second-most seasons (4) with double-digit sack totals in Broncos history.
- Led the league with five sacks (31 yds.) in addition to posting 12 tackles (9 solo) in Sept. 2016, earning AFC Defensive Player of the Month honors for his efforts.
- Selected to his fourth Pro Bowl in 2015, joining Hall of Fame running back Floyd Little and Ring of Fame safety Steve Atwater as the only players in team history to make at least four Pro Bowls in their first five years with the team.
- Totaled 35 tackles (30 solo), 11 sacks (78 yds.), one pass defended, four forced fumbles and three fumble recoveries in 2015 while starting all 16 games for the third time in his career.
- Named AFC Defensive Player of the Month for October 2014 after leading all NFL players in sacks (7) and tackles for a loss (10).
- Voted as runner-up for the NFL Defensive Player of the Year in 2012, setting a Broncos single-season record with 18.5 sacks and finishing the year also ranked in the NFL's Top 5 in quarterback knockdowns (27), tackles for a loss (28) and forced fumbles (6).
- Joined current teammate DeMarcus Ware (Dal., 2008) in 2012 as the only two players since at least 1994 with 15 sacks, 25 tackles for a loss and five forced fumbles in a single season.
- Won AFC Defensive Player of the Month honors after leading the conference with eight sacks and 10 tackles for a loss in November 2012.
- Named NFL Defensive Rookie of the Year and a Pro Bowl starter in 2011 after tying the franchise rookie sack record (11.5).
- Became just the second player in Broncos history (K David Treadwell, 1989) to be selected to the Pro Bowl as a rookie.
- Earned AFC Player of the Week honors on three occasions (Week 11—2011; Week 11—2012; Week 2—2016).
- Posted 27.5 sacks in 26 starts over his last two seasons at Texas A&M University and won the Butkus Award (nation's best linebacker) in addition to being named a consensus All-American as a senior in 2010.
- Finished his collegiate career with 33 sacks (fourth in school history) and 50.5 tackles for a loss in 47 games played (30 starts).
- Selected by the Broncos in the first round (2nd overall) of the 2011 NFL Draft.

CAREER TRANSACTIONS: Signed by Denver as a draft choice 7/29/11.

58's TROPHY CASE

Pro Bowls (4)2011-12, 14-15
All-Pro (First Team) (2)2012, '15
All-Pro (Second Team) (2)2011, '14
Super Bowl 50 MVP2015
NFL Defensive Rookie of the Year2011



MILLER ON A TORRID PACE THROUGH FIVE SEASONS

MOST SACKS THROUGH FIRST FIVE SEASONS

Player	GP	Sk.
1. Reggie White, Phi.	73	81.0
2. J.J. Watt, Hou.	80	74.5
3. Derrick Thomas, K.C.	79	66.0
4. DeMarcus Ware, Dal.	80	64.5
5. Richard Dent, Chi.	75	61.5
6. Von Miller, Den.	72	60.0

MOST SACKS PER GAME (MIN. 50 GP)

Player	GP	Sk.	Sk./G
1. J.J. Watt	83	76.0	0.92
2. Von Miller	80	68.5	0.86
3. Reggie White	232	198.0	0.85
4. Aldon Smith	59	47.5	0.81
5. DeMarcus Ware	171	136.5	0.80

2016: Miller posted three solo tackles and one sack (6 yds.) vs. Car. (9/8)... Matched a career-high with three sacks (20 yds.)—including a strip-sack of Andrew Luck that led to a 15-yard touchdown return—in addition to posting seven tackles (5 solo) and one pass defended vs. Ind. (9/18)... Named AFC Defensive Player of the Week for the third time in his career for his efforts against Indianapolis... Posted two tackles (1 solo) and one sack (5 yds.) at Cin. (9/25)... Named AFC Defensive Player of the Month of September... Recorded three tackles (1 solo) and 0.5 sacks (4 yds.) at T.B. (10/2)... Registered four tackles (2 solo), one sack (6 yds.) and one pass defended vs. Atl. (10/9)... Notched six solo tackles and one sack at S.D. (10/13), extending his regular-season sack streak to seven games, the longest of his career... Tallied three solo tackles vs. Hou. (10/24)... Posted four tackles (2 solo) and one sack (1 yds.) vs. S.D. (10/30).

2015: Miller was selected to his fourth career Pro Bowl—one of three players in team history to make at least four Pro Bowls in their first five years with the club—after recording his fourth 10+ sack season (11-78) and adding 35 tackles (30 solo), four forced fumbles and three fumble recoveries... Posted five sacks (40 yds.) between the AFC Championship and Super Bowl to tie Terrell Suggs (2010) for the most sacks in consecutive postseason games... Named MVP of Super Bowl 50 after totaling six tackles (5 solo), 2.5 sacks (27 yds.), two forced fumbles and one pass defended with both of his forced fumbles leading to Denver's only touchdowns of the game... Recorded four solo tackles and became the third-fastest player in NFL history to 50 sacks (58 games) at K.C. (9/17)... Moved into eighth all-time in team history with his 56th career sack (7 yds.) vs. N.E. (11/29)... Posted his 14th career multi-sack game, taking down Chargers QB Philip Rivers twice (15 yds.) at S.D. (12/6)... Became the third Bronco in team history to post 10-plus sacks in four or more seasons vs. Oak. (12/13)... Registered two solo tackles in Denver's AFC Divisional Playoff Game vs. Pit. (1/17)... Set a Broncos postseason record with 2.5 sacks (13 yds.) in addition to intercepting one pass (4 yds.) and making five tackles (4 solo) in Denver's AFC Championship Game vs. N.E. (1/24)... Matched his team-record 2.5 sacks (27 yds.), forced two fumbles that led to touchdowns and posted six tackles (5 solo) to earn MVP honors in Denver's Super Bowl 50 victory vs. Car. (2/7).

2014: Miller started all 16 regular-season games for the second time in his career and earned his third Pro Bowl nod after totaling 59 tackles (42 solo), 14 sacks (82.5 yds.), two passes defended and one fumble recovery... Became the fifth Broncos linebacker to be selected to at least three Pro Bowls and just the sixth player in team history to make at least three Pro Bowls in his first four years in the league... Led the Broncos with 16 tackles for a loss and 28 quarterback hits... Moved into fourth place on the club's single-season sack chart with his 14 sacks... Recorded his 12th career multiple-sack game vs. S.F. (10/19)... Posted six consecutive games with a sack (Games 2-7), to tie for the longest sack streak of his career... Named AFC Defensive Player of the Month for October after leading all NFL players in sacks (7) and tackles for a loss (10) for the month... Recorded his 13th multiple-sack game (2-11) at K.C. (11/30)... Posted a team-high six tackles (5 solo), including two tackles for a loss, in Denver's AFC Divisional Playoff Game vs. Ind. (1/11).

2013: Miller started all nine games he appeared in after serving a six-game suspension to begin the season and ending the year on injured reserve... Made his 2013 debut with two tackles, including one for a loss and two quarterback hits at Ind. (10/20)... Sacked Robert Griffin III and forced a fumble that was recovered by Derek Wolfe vs. Was. (10/27)... Recovered his first career fumble and returned it 60 yards for a touchdown at N.E. (11/24) to mark seventh-longest such play in team history... Tore his ACL at Hou. (12/22) and was placed on injured reserve on Dec. 24.

2012: Miller started every game for the Broncos in his second NFL season and finished as the runner-up for NFL Defensive Player of the Year after ranking in the league's Top 5 in sacks (18.5), quarterback knockdowns (27), quarterback hurries (12), tackles for a loss (28), run stuffs (13) and forced fumbles (6)... Ranked fourth on the team with 68 tackles (55 solo) and added an interception return for a touchdown while receiving first-team All-Pro

MILLER 10TH DEFENSIVE PLAYER TO BE NAMED SUPER BOWL MVP

NFL DEFENSIVE PLAYERS TO BE NAMED SUPER BOWL MVP

Year	SB	Player	Team	Position
1970	V	Chuck Howley	Dallas	Linebacker
1972	VII	Jake Scott	Miami	Safety
1977	XII	Harvey Martin	Dallas	Defensive End
1977	XII	Randy White	Dallas	Defensive Tackle
1985	XX	Richard Dent	Chicago	Defensive End
1995	XXX	Larry Brown	Dallas	Cornerback
2000	XXXV	Ray Lewis	Baltimore	Linebacker
2002	XXXVII	Dexter Jackson	Tampa Bay	Safety
2013	XLVIII	Malcolm Smith	Seattle	Linebacker
2015	50	Von Miller	Denver	Linebacker

MILLER IN DENVER'S RECORD BOOKS

MOST SACKS IN A SEASON, BRONCOS HISTORY

Player	Year	No.
1. Von Miller	2012	18.5
2. Elvis Dumervil	2009	17.0
3. Simon Fletcher	1992	16.0
4. Von Miller	2014	14.0
5. Simon Fletcher	1993	13.5
Simon Fletcher	1991	13.5

MOST 10-SACK SEASONS, BRONCOS HISTORY

Player	No.	Years
1. Simon Fletcher	5	1989-93
2. Paul Smith	4	1970-73
Von Miller	4	2011-12, '14-15
3. Elvis Dumervil	3	2007, '09, '12
Rulon Jones	3	1980, '84-85
Rich Jackson	3	1968-70

MOST CAREER SACKS, BRONCOS HISTORY

Player	Years	No.
1. Simon Fletcher	1985-95	97.5
2. Karl Mecklenburg	1983-94	79.0
3. Barru Chavous	1973-85	75.0
4. Rulon Jones	1980-88	73.5
5. Von Miller	2011-pres.	68.5

recognition and being selected to his second consecutive Pro Bowl as a starter... Set the franchise single-season record with 18.5 sacks to rank third in the NFL and joined DeMarcus Ware (Dal., 2008) as one of two players since at least 1994 with 15 sacks, 25 tackles for a loss and five forced fumbles in a single season... Named AFC Defensive Player of the Month for November after totaling 20 tackles (18 solo), eight sacks (54 yds.), 10 tackles for a loss and three forced fumbles in four games... Recorded a pair of sacks, while adding eight tackles (7 solo), one pass breakup, one forced fumble and five tackles for a loss at N.E. (10/7)... Set a career high with three sacks (18 yds.) at Cin. (11/4)... Earned Peter King's (*Sports Illustrated*) Defensive Player of the Week award after making six tackles—all of which came for a loss or no gain—in addition to one sack, one forced fumble and a quarterback hit on quarterback Cam Newton that resulted in an interception returned for a touchdown at Car. (11/11)... Became the first Bronco since at least 1982 to record three sacks and two forced fumbles in a single game vs. S.D. (11/18), earning Peter King's Defensive Player of the Week award for the second consecutive week... Intercepted his first career pass and returned it 26 yards for a touchdown vs. T.B. (12/2)... Extended his sack streak to a career-best six games, strip-sacking quarterback Carson Palmer for his fifth forced fumble in a five-week span at Oak. (12/6)... Became the Broncos' single-season sack record holder with 1.5 sacks vs. Cle. (12/23)... Sacked quarterback Brady Quinn to extend his single-season record to 18.5 vs. K.C. (12/30)... Led the team with nine tackles and a half sack in Denver's AFC Divisional Playoff Game vs. Bal. (1/12).

2011: Selected by Denver in the first round (2nd overall) of the 2011 NFL Draft, Miller started all 15 games played and tied the franchise rookie record with 11.5 sacks en route to being named the Associated Press NFL Defensive Rookie of the Year... Elected as a starter for the Pro Bowl to become just the second Bronco to play in the league's annual All-Star game as a rookie in addition to garnering second-team All-Pro honors from the Associated Press... Finished fifth on the club with 64 tackles (50 solo) and added a team-best 19 tackles for a loss and 24 quarterback hits to go along with four passes defended and two forced fumbles... Named the Denver Athletic Club's Colorado Athlete of the Year... Missed Week 13 with a thumb injury and was forced to play the season's final six games, including the playoffs, with a cast on his hand... Produced two separate five-game stretches with at least a half sack.

COLLEGE: Miller played 47 games (30 starts) at Texas A&M University and finished his career with 182 tackles (104 solo), 33 sacks (fourth in school history), 50.5 tackles for a loss, 10 forced fumbles and four fumble recoveries... Posted 27.5 sacks in 26 starts over his last two seasons and won the Butkus Award (nation's best linebacker) in addition to being named a consensus All-American as a senior in 2010... Tabbed as a unanimous All-Big 12 Conference performer after leading the nation with 17 sacks (115 yds.) as a junior in 2009 playing a hybrid "jack" position... Named to *The Sporting News'* Freshman All-Big 12 Team in 2007 after seeing action in nine games as a true freshman for the Aggies.

PERSONAL: Miller attended DeSoto (Texas) High School, where he was named the District 8-5A Defensive MVP as a senior after totaling 76 tackles and six sacks... Majored in university studies with a concentration in agriculture and life sciences at Texas A&M... Started Von's Vision, a foundation dedicated to providing eye care, glasses and contact lenses to underprivileged youth... Visited the Middle East as part of an NFL USO Tour in March 2013... Von Miller was born on March 26, 1989, in DeSoto, Texas.

MILLER'S REGULAR SEASON RECORD

Year	Club	G	S	UT	A	TT	S-Yds.	I-Yds.	PD	FF	FR	TD-Int.	TD-FR	S	Pts.
2011	Denver	15	15	50	14	64	11.5-77	0-0	4	2	0	0	0	0	0
2012	Denver	16	16	55	13	68	18.5-129.5	1-26	2	6	0	1	0	0	6
2013	Denver	9	9	27	7	34	5-29	0-0	1	3	1	0	1	0	6
2014	Denver	16	16	42	17	59	14-82.5	0-0	2	1	1	0	0	0	0
2015	Denver	16	16	30	5	35	11-78	0-0	1	4	3	0	0	0	0
2016	Denver	8	8	24	9	33	8.5-42	0-0	2	1	0	0	0	0	0
CAREER TOTALS		80	80	229	65	294	68.5-438	1-26	12	17	5	1	1	0	12

MILLER'S POSTSEASON RECORD

Year	Club	G	S	UT	A	TT	S-Yds.	I-Yds.	PD	FF	FR	TD-Int.	TD-FR	S	Pts.
2011	Denver	2	2	3	0	3	1-4	0-0	0	0	0	0	0	0	0
2012	Denver	1	1	7	2	9	0.5-3.5	0-0	0	0	0	0	0	0	0
2014	Denver	1	1	5	1	6	0-0	0-0	0	0	0	0	0	0	0
2015	Denver	3	3	11	2	13	5-40	1-4	2	2	0	0	0	0	0
CAREER TOTALS		7	7	26	5	31	6.5-47.5	1-4	2	2	0	0	0	0	0

MILLER'S SINGLE GAME HIGHS

(Postseason in parentheses)

Tackles — 10 at San Diego, 11/27/11 (9 vs. Baltimore, 1/12/13). **Sacks** — 3, three times, last vs. Indianapolis, 9/18/13 (2.5[^], twice, last vs. Carolina, 2/7/16). **Sack yards** — 29 vs. San Diego, 11/18/12 (27[^] vs. Carolina, 2/7/16). **Interceptions** — 1 vs. Tampa Bay, 12/2/12 (1 vs. New England, 1/24/16). **Interception return yards** — 26 vs. Tampa Bay, 12/2/12 (4 vs. New England, 1/24/16). **Forced fumbles** — 2 vs. San Diego, 11/18/12 (2[^] vs. Carolina, 2/7/16). **Fumble recoveries** — 1, five times, last at San Diego, 12/6/15 (none). **Fumble return yards** — 60 at New England, 11/24/13 (none).

[^]Broncos Record

MILLER'S MULTIPLE SACK GAMES (17)

*denotes win; # denotes postseason (The Broncos are 14-3 when Miller records more than one sack in a game.)

Date	Opponent	S-Yds.
10/2/11	at Green Bay	2-12
11/13/11	at Kansas City*	1.5-6.5
11/17/11	vs. N.Y. Jets*	1.5-12
9/9/12	vs. Pittsburgh*	2-15
10/7/12	at New England	2-7
11/4/12	at Cincinnati*	3-18
11/18/12	vs. San Diego*	3-29
12/23/12	vs. Cleveland*	1.5-12.5
11/24/13	at New England	2-11
10/5/14	vs. Arizona*	2-15.5
10/12/14	at N.Y. Jets*	2-10
10/19/14	vs. San Francisco*	2-18
11/30/14	at Kansas City*	2-11
12/6/15	at San Diego*	2-15
1/24/16	vs. New England*#	2.5-13
2/7/16	vs. Carolina*#	2.5-27
9/18/16	vs. Indianapolis *	3-24

MILLER'S SACKS BY QUARTERBACK

Figures in *italics* include postseason totals

Quarterback	Sacks	Quarterback	Sacks
Philip Rivers.....	13.0	Shaun Hill.....	1.0
<i>Tom Brady.....</i>	<i>7.5</i>	Josh Freeman.....	1.0
Alex Smith.....	5.0	Robert Griffin III.....	1.0
Andy Dalton.....	5.0	Teddy Bridgewater.....	1.0
<i>Cam Newton.....</i>	<i>4.5</i>	Jay Cutler.....	1.0
<i>Ben Roethlisberger.....</i>	<i>3.0</i>	Caleb Hanie.....	1.0
Derek Carr.....	3.0	Matt Hasselbeck.....	1.0
Andrew Luck.....	3.0	Drew Stanton.....	1.0
Colin Kaepernick.....	2.0	Russell Wilson.....	1.0
Geno Smith.....	2.0	Matt Moore.....	1.0
Brady Quinn.....	2.0	Aaron Rodgers.....	1.0
Aaron Rodgers.....	2.0	Kyle Orton.....	1.0
Matt Ryan.....	2.0	Logan Thomas.....	1.0
Brandon Weeden.....	1.5	Ryan Fitzpatrick.....	1.0
Matt Cassel.....	1.5	Jameis Winston.....	0.5
Carson Palmer.....	1.5	<i>Joe Flacco.....</i>	<i>0.5</i>
Mark Sanchez.....	1.5		

VON MILLER'S 2016 GAME-BY-GAME

(Victories asterisked)

2016 DENVER (6-2)		TACKLES													
Date	Opponent	P/S	UT	A	TT	S-Yds.	I-Yds.	PD	FF	FR					
Sep 8	vs. Carolina*	S	3	0	3	1-6	0-0	0	0	0					
Sep 18	vs. Indianapolis*	S	5	2	7	3-20	0-0	1	1	0					
Sep 25	at Cincinnati*	S	1	1	2	1-5	0-0	0	0	0					
Oct 2	at Tampa Bay*	S	2	2	4	0.5-4	0-0	0	0	0					
Oct 9	vs. Atlanta	S	2	2	4	1-6	0-0	0	0	0					
Oct 13	at San Diego	S	6	0	6	1-0	0-0	0	0	0					
Oct 24	vs. Houston*	S	3	0	3	0-0	0-0	0	0	0					
Oct 30	vs. San Diego*	S	2	2	4	1-1	0-0	0	0	0					
Season Totals			8/8	24	9	33	8.5-42	0-0	1	1	0				



COREY NELSON

52

INSIDE LINEBACKER

6-1 • 226 • 3RD YR. • OKLAHOMA

BORN: April 22, 1992, in Dallas

HIGH SCHOOL: Skyline High School, Dallas

ACQUIRED: Draft #7 (242nd overall), 2014

NFL YEAR: 3rd • YEAR WITH BRONCOS: 3rd

NFL GAMES PLAYED/STARTED: 40/1 • POSTSEASON GP/GS: 4/0



NELSON AT A GLANCE:

- A third-year linebacker who saw action in all 40 regular-season games (1 start) and four postseason contests in his first three NFL seasons with Denver, totaling 39 defensive tackles (25 solo) and 17 special-teams stops.
- Named the Broncos' inaugural Community Rookie of the Year in 2014 for his off-field contributions during his first NFL season.
- Played 45 games (27 starts) for the University of Oklahoma and finished his collegiate career with 154 tackles (76 solo), 7.5 sacks (43 yds.), one interception (24 yds.), 11 passes defended and one fumble recovery.
- Started 27 of his final 31 contests for the Sooners, including all five games played as a senior in 2013 before suffering a season-ending pectoral injury.
- Selected by the Broncos in the seventh round (242nd overall) of the 2014 NFL Draft.

CAREER TRANSACTIONS: Signed by Denver as a draft choice 6/2/14.



2016: Nelson posted two solo tackles vs. Car. (9/8)... Saw action on defense and special teams vs. Ind. (9/18)... Notched one solo tackle at Cin. (9/25)... Tallied two solo tackles and one special-teams stop at T.B. (10/2)... Registered one tackle and one special-teams stop vs. Atl. (10/9) and at S.D. (10/13)... Recorded four tackles (2 solo) and three special-teams stops vs. Hou. (10/24)... Made his first career start and finished with five tackles and one pass defended vs. S.D. (10/30).

2015: Nelson played all 16 regular-season games and totaled 10 tackles (9 solo), one sack (1 yds.) and seven special-teams stops... Saw action on defense and special teams in all three of Denver's postseason games, contributing one tackle and three special-teams stops... Totaled two or more special-teams stops in three games... Posted one solo defensive stop and a team-high three special-teams tackles in Denver's Super Bowl 50 victory vs. Car. (2/7).

2014: Selected by the Broncos in the seventh round (242nd overall) of the 2014 NFL Draft, Nelson played all 16 regular-season games and totaled 13 tackles (7 solo), one pass defended and four special-teams stops... Made his Broncos debut in the season opener vs. Ind. (9/7) on special teams... Recorded his first career special-teams tackle at Sea. (9/21)... Tallied his first career defensive stop at NYJ (10/12) and finished with a team-high seven tackles (3 solo).

COLLEGE: Nelson started 27 of his final 31 contests for the University of Oklahoma and finished his collegiate career with 154 tackles (76 solo), 7.5 sacks (43 yds.), one interception (24 yds.), 11 passes defended and one fumble recovery... Suffered a season-ending pectoral injury five games into his senior campaign... Named an honorable mention All-Big 12 Conference selection as a sophomore after appearing in all 13 games (11 starts) and totaling a career-high 59 tackles (29 solo) in addition to 5.5 sacks (34 yds.), four passes defended and one fumble recovery.

PERSONAL: Nelson was named 5A Defensive Player of the Year by the Associated Press and a first-team All-American by MaxPreps.com after his senior year at Skyline High School in Dallas, where he collected 133 tackles and nine sacks while blocking five field goals... Selected as an all-state defensive end as a sophomore... Majored in communication at Oklahoma and was selected to the Academic All-Big 12 Teams in 2011 (first team) and 2012 (second team)... Named the Broncos' inaugural Community Rookie of the Year in 2014 for his contributions to the community during his first NFL season... Corey Nelson was born on April 22, 1992, in Dallas.

NELSON'S REGULAR SEASON RECORD

Year	Club	G	S	UT	A	TT	S-Yds.	I-Yds.	PD	FF	FR	TD-Int.	TD-FR	S	Pts.
2014	Denver	16	0	7	6	13	0-0	0-0	1	0	0	0	0	0	0
2015	Denver	16	0	9	1	10	1-1	0-0	0	0	0	0	0	0	0
2016	Denver	8	1	9	7	16	0-0	0-0	1	0	0	0	0	0	0
CAREER TOTALS		40	1	23	14	37	1-1	0-0	2	0	0	0	0	0	0

ADDITIONAL STATISTICS: Special-teams tackles — 2014 (4), 2015 (7), 2016 (6), TOTAL (17).

NELSON'S POSTSEASON RECORD

Year	Club	G	S	UT	A	TT	S-Yds.	I-Yds.	PD	FF	FR	TD-Int.	TD-FR	S	Pts.
2014	Denver	1	0	0	0	0	0-0	0-0	0	0	0	0	0	0	0
2015	Denver	3	0	1	0	1	0-0	0-0	0	0	0	0	0	0	0
CAREER TOTALS		4	0	1	0	1	0-0	0-0	0	0	0	0	0	0	0

ADDITIONAL STATISTICS: *Special-teams tackles — 2014 (1), 2015 (3), TOTAL (4).*

COREY NELSON'S 2016 GAME-BY-GAME

(Victories asterisked)

2016 DENVER (6-2)		TACKLES													
Date	Opponent	P/S	UT	A	TT	S-Yds.	I-Yds.	PD	FF	FR					
Sep 8	vs. Carolina*	P	2	0	2	0-0	0-0	0	0	0					
Sep 18	vs. Indianapolis*	P	0	0	0	0-0	0-0	0	0	0					
Sep 25	at Cincinnati*	P	1	0	1	0-0	0-0	0	0	0					
Oct 2	at Tampa Bay*	P	2	0	2	0-0	0-0	0	0	0					
Oct 9	vs. Atlanta	P	0	1	0	0-0	0-0	0	0	0					
Oct 13	at San Diego	P	1	0	1	0-0	0-0	0	0	0					
Oct 24	vs. Houston*	P	2	2	4	0-0	0-0	0	0	0					
Oct 30	vs. San Diego*	S	1	4	5	0-0	0-0	1	0	0					
Season Totals			8/1	9	7	16	0-0	0-0	1	0	0				



JORDAN NORWOOD

11

WIDE RECEIVER

5-11 • 180 • 7TH YR. • PENN STATE

BORN: Sept. 29, 1986, in Honolulu

HIGH SCHOOL: State College (Pa.) Area High School

ACQUIRED: Free Agent, 2014

NFL YEAR: 7th • YEAR WITH BRONCOS: 3rd

NFL GAMES PLAYED/STARTED: 36/13 • POSTSEASON GP/GS: 3/1



NORWOOD AT A GLANCE:

- A seventh-year wide receiver who totaled 72 receptions for 741 yards (10.3 avg.) with one touchdown during his first seven NFL seasons with Philadelphia (2009), Cleveland (2010-12) and Denver (2014-16).
- Appeared in 11 regular-season games (5 starts) in addition to three postseason contests (1 start) in 2015, finishing with 22 catches for 207 yards (9.4 avg.), six punt returns for 51 yards (8.5 avg.) and two kickoff returns for 29 yards (14.5 avg.).
- Posted the longest punt return (61 yds.) in Super Bowl history in Denver's 24-10 win vs. Carolina in Super Bowl 50.
- Competed with the Broncos during training camp in 2014 before being placed on injured reserve (knee) and missing the season.
- Posted a career-high 23 catches for 268 yards (11.7 avg.) with one score in 14 games (4 starts) with Cleveland in 2011.
- Played four seasons at Penn State University, totaling 158 receptions for 2,015 yards (12.8 avg.) with 13 touchdowns.
- Joined the Broncos a free agent on Dec. 31, 2013.
- Entered the NFL with Cleveland as a college free agent on May 1, 2009.

CAREER TRANSACTIONS: Signed by Cleveland as a college free agent 5/1/09; Waived by Cleveland 9/5/09; Signed by Philadelphia (practice squad) 9/23/09; Signed by Philadelphia (active roster) 12/1/09; Waived by Philadelphia 12/7/09; Signed by Philadelphia (practice squad) 12/9/09; Waived by Philadelphia 9/4/10; Signed by Cleveland (practice squad) 9/6/10; Signed by Cleveland (active roster) 11/30/10; Waived by Cleveland 8/26/13; Signed by Tampa Bay 8/28/13; Waived by Tampa Bay 8/31/13; Signed by Denver 12/31/13.



2016: Norwood returned two punts for 26 yards (13.0 avg.) vs. Car. (9/8)... Caught three passes for 24 yards (8.0 avg.) and returned two punts for 26 yards (13.0 avg.) vs. Ind. (9/18)... Returned one punt for 11 yards and carried one time at Cin. (9/25)... Caught a pair of passes for 25 yards (12.5 avg.) and returned two punts for 12 yards (6.0 avg.) at T.B. (10/2)... Caught two passes for 24 yards (12.0 avg.) and returned one punt for 17 yards vs. Atl. (10/9)... Hauled in five passes for 39 yards (7.8 avg.) and returned two punts for 16 yards (8.0 avg.) and two kickoffs for 46 yards (23.0 avg.) at S.D. (10/13)... Caught one pass for eight yards and returned three punts for 33 yards (11.0 avg.) and one kickoff for 19 yards vs. Hou. (10/24)... Returned a pair of punts for 15 yards (7.5 avg.) and caught one pass for nine yards vs. S.D. (10/30).

2015: Norwood appeared in 11 regular-season games (5 starts) and three postseason contests (1 start), finishing with 22 catches for 207 yards (9.4 avg.)... Contributed in the return game, returning six punts for 51 yards (8.5 avg.) and two kickoffs for 29 yards (14.5 avg.)... Hauled in three passes for 48 yards (16.0 avg.) and returned three punts for 33 yards (11.0 avg.) vs. S.D. (1/3)... Started and caught one pass for 10 yards in his first career postseason appearance in Denver's AFC Divisional Playoff Game vs. Pit. (1/17)... Caught two passes for 16 yards (8.0 avg.) and returned three punts for 21 yards (7.0 avg.) in Denver's AFC Championship Game vs. N.E. (1/24)... Posted the longest punt return in Super Bowl history (61 yds.) in Denver's Super Bowl 50 victory vs. Car. (2/7).

NORWOOD SETS SUPER BOWL PUNT RETURN RECORD

LONGEST PUNT RETURNS, SUPER BOWL HISTORY

Player	Opponent	Length
1. Jordan Norwood, Den.	vs. Car. (2/7/16)	61
2. John Taylor, S.F.	vs. Cin. (1/22/89)	45
3. Steve Breaston, Ari.	vs. Pit. (2/1/09)	34
Darrell Green, Was.	vs. LAA (1/22/84)	34
Desmond Howard, G.B.	vs. N.E. (1/26/97)	34
Jermaine Lewis, Bal.	vs. NYG (1/28/01)	34

2014: Norwood missed the entire 2014 season with a knee injury sustained in training camp.

2013: Norwood spent the year out of football after competing with Cleveland and Tampa Bay during the preseason.

2012: Norwood saw action in two games for Cleveland and totaled 13 catches for 137 yards (10.5 avg.)... Led the team with a career-best nine catches for 81 yards (9.0 avg.) at NYG (10/7)—the highest reception total for a Browns player in seven seasons... Placed on injured reserve (foot) on Oct. 12.

2011: Norwood appeared in a career-best 14 games (4 starts) and recorded 23 receptions for 268 yards (11.7 avg.) with one touchdown... Returned four punts for 35 yards (8.8 avg.)... Posted at least one reception in each of his final eight games of the season... Made his first career catch—a 6-yard reception—vs. Cin. (9/11)... Totalled 69 yards on four catches (17.3 avg.) and scored his first career touchdown at Cin. (11/27).

2010: Norwood spent the first 12 weeks on Cleveland's practice squad before being elevated to the club's 53-man roster... Inactive for the Browns' final five games.

2009: Norwood, who entered the NFL as a college free agent with Cleveland on May 1, competed with the Browns during training camp before being waived and spending the rest of his rookie season with Philadelphia... Spent 13 weeks on the Eagles' practice squad and appeared in one game for the club while on its active roster... Made his NFL debut at Atl. (12/6).

COLLEGE: Norwood played four seasons at Penn State University and totaled 158 receptions for 2,015 yards (12.8 avg.) with 13 touchdowns... Posted a career-best 637 yards and six scores on 41 catches (15.5 avg.) as a senior... Competed on the Nittany Lions' basketball team during the 2006-07 season, seeing action in four games for the school.

PERSONAL: Norwood attended State College (Pa.) Area High School, where he was a star football and basketball player... Posted 21 catches for 273 yards (13.0 avg.) with four touchdowns in helping the football team to the Class AAAA state semifinals... Selected as a two-time Mountain Athletic Conference Defensive Player of the Year as a point guard on the basketball team that captured the 2003 state title... His father, Brian Norwood, is the associate head coach (safeties) at Baylor University... His older brother, Gabe, was a member of the George Mason University basketball team that advanced to the 2006 NCAA Final Four... Jordan Shea Rashad Norwood was born on Sept. 29, 1986, in Honolulu.

NORWOOD'S REGULAR SEASON RECORD

Year	Club	RECEIVING						SCORING					
		G	S	No.	Yds.	Avg.	LG	TD	TD	TDr	TDp	TDrt	2pt Pts.
2009	Philadelphia	1	0	0	0	0.0	—	0	0	0	0	0	0
2010	Cleveland	0	0	0	0	0.0	—	0	0	0	0	0	0
2011	Cleveland	14	4	23	268	11.7	51	1	1	0	1	0	6
2012	Cleveland	2	0	13	137	10.5	27	0	0	0	0	0	0
2013													
2014	Denver												
2015	Denver	11	5	22	207	9.4	34	0	0	0	0	0	0
2016	Denver	8	4	14	129	9.2	21	0	0	0	0	0	0
CAREER TOTALS		36	13	72	741	10.3	51	1	1	0	1	0	6

ADDITIONAL STATISTICS: Punt returns — 2011 (4 for 35 yds., 8.8 avg., 14 LG), 2015 (6 for 51 yds., 8.5 avg., 14 LG), 2016 (15 for 156 yards, 10.4 avg., 17 LG), TOTAL (25 for 242 yds., 9.7 avg., 17 LG). Kick returns — 2015 (2 for 29 yds., 14.5 avg., 15 LG), 2016 (3 for 65 yards, 21.7 avg., 27 LG), TOTAL (5 for 94 yds., 18.8 avg., 27 LG). Rushed once for 1 yd. at N.Y. Giants, 10/7/12. Rushed once for no yards at Cincinnati, 9/25/16. Special teams FR— 2015 (1), Total (1). Miscellaneous tackles— 2015 (1), Total (1).

NORWOOD'S POSTSEASON RECORD

Year	Club	RECEIVING						SCORING					
		G	S	No.	Yds.	Avg.	LG	TD	TD	TDr	TDp	TDrt	2pt Pts.
2015	Denver	3	1	3	26	8.7	13	0	0	0	0	0	0
CAREER TOTALS		3	1	3	26	8.7	13	0	0	0	0	0	0

ADDITIONAL STATISTICS: Punt returns — 2015 (4 for 82 yds., 20.5 avg., 61 LG), TOTAL (4 for 82 yds., 20.5 avg., 61 LG).

NORWOOD'S SINGLE-GAME HIGHS

(Postseason in parentheses)

Receptions — 9 at N.Y. Giants, 10/7/12 (2 vs. New England, 1/24/16). **Receiving yards** — 81 at N.Y. Giants, 10/7/12 (16 vs. New England, 1/24/16). **Longest reception** — 51 vs. Jacksonville, 11/20/11 (13 vs. New England, 1/24/16). **Receiving touchdowns** — 1 at Cincinnati, 11/27/11 (none). **Punt return long** — 17 vs. Atlanta, 10/9/16 (61* vs. Carolina, 2/7/16).

*Super Bowl Record

JORDAN NORWOOD'S 2016 GAME-BY-GAME

(Victories asterisked)

2016 DENVER (6-2)			RECEIVING					SCORING	
Date	Opponent	P/S	No.	Yds.	Avg.	LG	TD	2pt.	Pts.
Sep 8	vs. Carolina*	S	0	0	—	—	0	0	0
Sep 18	vs. Indianapolis*	S	3	24	8.0	9	0	0	0
Sep 25	at Cincinnati*	P	0	0	—	—	0	0	0
Oct 2	at Tampa Bay*	S	2	25	12.5	21	0	0	0
Oct 9	vs. Atlanta	P	2	24	12.0	17	0	0	0
Oct 13	at San Diego	S	5	39	7.8	11	0	0	0
Oct 24	vs. Houston*	P	1	8	8.0	8	0	0	0
Oct 30	vs. San Diego*	P	1	9	9.0	9	0	0	0
Season Totals		8/4	14	129	9.2	21	0	0	0



RUSSELL OKUNG

73

OFFENSIVE TACKLE

6-5 • 310 • 7TH YR. • OKLAHOMA STATE

BORN: Oct. 7, 1988, in Richmond, Texas

HIGH SCHOOL: George Bush High School, Fort Bend, Texas

ACQUIRED: Unrestricted Free Agent, 2016

NFL YEAR: 7th • YEAR WITH BRONCOS: 1st

NFL GAMES PLAYED/STARTED: 80/80 • POSTSEASON GP/GS: 12/12



OKUNG AT A GLANCE:

- A seventh-year offensive tackle who started all 80 regular-season games played and 12 postseason contests—all at left tackle—in his first seven NFL seasons with Seattle (2010-15) and Denver (2016).
- Allowed the second-fewest sacks (21.0) among NFL offensive linemen with at least 70 starts at left tackle since entering the league in 2010.
- Contributed to a Seahawks offense that ranked second in the league in rushing (135.2 ypg.) from 2010-15.
- Opened 12 postseason contests at left tackle, which ties for first among NFL offensive linemen since 2010.
- Appeared in 13 games and both postseason contests for Seattle in 2015, helping the Seahawks to their fifth postseason appearance in six seasons.
- Named to the 2012 Pro Bowl after starting 15 games and helping running back Marshawn Lynch achieve 1,590 yards rushing and 11 touchdowns.
- Started 47-of-52 games (39 at LT; 8 at RT) at Oklahoma State University, earning unanimous All-American and first-team All-Big 12 honors as a junior and senior in addition to being named an Outland Trophy Finalist and the Big 12 Offensive Lineman of the Year as senior in 2009.
- Joined the Broncos as an unrestricted free agent on March 17, 2016.
- Selected by Seattle in the first round (6th overall) of the 2010 NFL Draft.

73's TROPHY CASE

Pro Bowls (1) 2012

CAREER TRANSACTIONS: Signed by Seattle as a draft choice 8/6/10; Signed by Denver as an unrestricted free agent 3/17/16.



2016: Okung started and made his Broncos debut at left tackle vs. Car. (9/8)... Started vs. Ind. (9/18), at Cin. (9/25), at T.B. (10/2), vs. Atl. (10/9), at S.D. (10/13), vs. Hou. (10/24) and vs. S.D. (10/30) at left tackle.

2015: Okung started all 13 regular-season games played and both postseason contests for Seattle as the club made the postseason for the fourth consecutive season... Helped the Seahawks rank third in the league in rushing (141.8 ypg.)—the fourth consecutive season the team boasted a top-4 rushing attack—and fourth in league in total offense (378.6 ypg.) and scoring (26.4 ppg.).

2014: Okung opened all 14 regular-season games played and three postseason contests for Seattle... Contributed to Seattle winning 12-plus games for the second consecutive season and fourth time in team history in addition to reaching the club's second Super Bowl trip in as many seasons... Helped Seattle lead the NFL with 172.6 rushing yards per game on a franchise-record 2,762 yards as RB Marshawn Lynch (81.6 ypg./13 TDs) and QB Russell Wilson (53.1 ypg./6 TDs) both finished as two of the top-20 rushers and rushing-scorers in the league... Paved the way for Seattle's franchise-best 350 rushing yards vs. NYG (11/9)... Started at left tackle in Seattle's NFC Divisional Playoff Game vs. Car. (1/10), NFC Championship Game vs. G.B. (1/18) and Super Bowl XLIX vs. N.E. (2/1).

2013: Okung started all eight regular-season games played and three postseason contests... Missed eight

OKUNG ONE OF LEAGUE'S BEST LTs SINCE 2010

FEWEST SACKS ALLOWED AT LT, MIN. 70 STARTS (STATS.LLC.)

Player	Team	No.
1. Russell Okung	Sea.	21.0
2. Joe Thomas	Cle.	21.5
Andrew Whitworth	Cin.	21.5
4. Jared Veldheer	Oak./Ari.	23.0
5. Jason Peters	Phi.	25.0

games with a toe injury... Opened the first two games of the season before being placed on injured reserve/designated to return... Came back to play beginning in Week 11... Helped Lynch to 14 total touchdowns (12 rush, 2 rec.) as Seattle ranked fourth in the NFL in rushing (136.8 ypg)... Started in Seattle's NFC Divisional Playoff Game vs. N.O. (1/11), NFC Championship Game vs. S.F. (1/19) and Super Bowl XLVIII vs. Den. (2/2).

2012: Okung was voted a Pro Bowl starter for the first time in his career after opening 15 regular-season games and both postseason contests... Paved the way for Lynch's 1,590 yards and 11 rushing touchdowns... Helped the Seahawks' rushing attack rank third in the league (161.2 ypg.)... Was credited with 2.0 sacks allowed (.133/G), which was the lowest sack rate of his career, according to STATS, LLC.... Started at left tackle in Seattle's NFC Wild Card Playoff Game at Was. (1/6) and NFC Divisional Playoff Game at Atl. (1/13).

2011: Okung opened the first 12 games of the season before being placed on injured reserve with a torn pectoral muscle... Helped Lynch set a club record by scoring at least one touchdown in 11 consecutive games...

2010: Selected by Seattle in the first round (6th overall) in the 2010 NFL Draft, Okung started all 10 regular-season games played and two postseason contests... Made his NFL debut in Week 4 at Stl. (10/3)... Started the last seven games of the regular season after missing six games with an ankle injury... Opened at left tackle in Seattle's NFC Wild Card Playoff Game vs. N.O. (1/8) and NFC Divisional Playoff Game at Chi. (1/16).

COLLEGE: Okung appeared in 52 games (47 starts) at Oklahoma State University, where he left school as one of the most decorated offensive linemen in Big 12 history... Opened 47 consecutive games (39 at LT; 8 at RT) to close out his collegiate career... Named an Outland Trophy Finalist and Big 12 Offensive Linemen of the Year in addition to being the only offensive lineman named a semi-finalist for the Lombardi Award following his senior season in 2009... Earned first-team All-America and first-team All-Big 12 honors as a junior and senior... Registered 317 knock-downs with 48 touchdown-resulting blocks during his three-plus years as a starter.

PERSONAL: Okung attended George Bush High School in Fort Bend, Texas, where he was named a first-team All-Greater Houston and first-team all-district selection... Named to the *Dallas Morning News*' Top 100 squad as a senior... Russell Okung was born Oct. 7, 1988, in Richmond, Texas.

OKUNG'S REGULAR SEASON RECORD

Year	Club	G	S
2010	Seattle	10	10
2011	Seattle	12	12
2012	Seattle	15	15
2013	Seattle	8	8
2014	Seattle	14	14
2015	Seattle	13	13
2016	Denver	8	8
CAREER TOTALS		80	80

OKUNG'S POSTSEASON RECORD

Year	Club	G	S
2010	Seattle	2	2
2012	Seattle	2	2
2013	Seattle	3	3
2014	Seattle	3	3
2015	Seattle	2	2
CAREER TOTALS		12	12

**MATT PARADIS****61****CENTER****6-3 • 300 • 2ND YR. • BOISE STATE****BORN:** Oct. 12, 1989, in Council, Idaho**HIGH SCHOOL:** Council (Idaho) High School**ACQUIRED:** Draft #6 (207th overall), 2014**NFL YEAR:** 2nd • **YEAR WITH BRONCOS:** 2nd**NFL GAMES PLAYED/STARTED:** 24/24 • **POSTSEASON GP/GS:** 3/3**PARADIS AT A GLANCE:**

- A second-year center who started all 24 regular-season games and three postseason contests played with Denver (2015-16).
- Participated in every offensive snap in 2015 after spending the entire 2014 season competing on the Broncos' practice squad.
- Played 35 career games (27 starts) at Boise State University after working his way up from a walk-on defensive lineman and a participant in 8-man high school football.
- Started his final 26 games at center for Boise State, earning All-Mountain West Conference accolades after his junior (first team) and senior (second team) campaigns.
- Selected by the Broncos in the sixth round (207th overall) of the 2014 NFL Draft.

CAREER TRANSACTIONS: Signed by Denver as a draft choice 6/2/14; Waived by Denver 8/30/14; Signed by Denver (practice squad) 8/31/14.



2015: Paradis started at center vs. Car. (9/8), vs. Ind. (9/18), at Cin. (9/25), at T.B. (10/2), vs. Atl. (10/9), at S.D. (10/13), vs. Hou. (10/24) and vs. S.D. (10/30).

2015: Paradis played every offensive snap—the only Broncos player in 2015 to accomplish the feat—while starting all 16 regular season games and three postseason contests... Allowed just one sack and was called for only two penalties on the year... Made his NFL debut vs. Bal. (9/13).

2014: Selected by Denver in the sixth round (207th overall) of the 2014 NFL Draft, Paradis spent his rookie season competing on Denver's practice squad.

COLLEGE: Paradis was named a second-team All-Mountain West Conference selection after starting all 13 games at center for Boise State University and helping the offense rank ninth nationally red zone efficiency (.906), 16th in scoring (38.8 ppg) and 24th in total yards (470.8 per game)... Selected as Boise State's Outstanding Offensive Lineman and was named a game captain in four contests as senior... Opened all 13 games at center in 2012 and earned first-team all-conference recognition while contributing to a unit that ranked sixth in the nation in sacks allowed (0.77 per game)... Switched from defensive line to offensive line before the start of his sophomore season... Redshirted as a true freshman and was named the team's Defensive Scout Player of the Year after walking on to the squad.

PERSONAL: Paradis was named the 1A Idaho High School Player of the Year in 2008 while playing 8-man football for Council (Idaho) High School... Received first-team all-state recognition on both offense and defense as a junior in 2007... Majored in business economics at Boise State... Named to the National Football Foundation's Hampshire Honor Society in 2013 and was a member of the Academic All-Mountain West Team... Last name is pronounced PARE-ud-diss... Matt Paradis was born on Oct. 12, 1989.

PARADIS' REGULAR SEASON RECORD

Year	Club	G	S
2014	Denver	PRACTICE SQUAD	
2015	Denver	16	16
2016	Denver	8	8
CAREER TOTALS		24	24

ADDITIONAL STATISTICS: Miscellaneous tackles — 2015 (1), TOTAL (1).

PARADIS' POSTSEASON RECORD

Year	Club	G	S
2015	Denver	3	3
CAREER TOTALS		3	3



WILL PARKS

34

SAFETY



6-1 • 194 • ARIZONA

BORN: July 29, 1994, in Philadelphia

HIGH SCHOOL: Germantown High School, Philadelphia

ACQUIRED: Draft #6 (219th overall), 2016

NFL YEAR: 1st • YEAR WITH BRONCOS: 1st

NFL GAMES PLAYED/STARTED: 8/0

PARKS AT A GLANCE:

- A rookie safety who started 31-of-53 games played for the University of Arizona, totaling 197 tackles (130 solo), one sack (7 yds.), four interceptions (102 yds.) and 24 passes defended.
- Attended Germantown High School in Philadelphia, where he was named a first-team All-Southeastern Pennsylvania selection as a cornerback his senior year.
- Selected by the Broncos in the sixth round (219th overall) of the 2016 NFL Draft.



2016: Selected by Denver in the sixth round (219th overall) of the 2016 NFL Draft, Parks made his NFL debut vs. Car. (9/8)... Notched one solo tackle vs. Ind. (9/18)... Intercepted his first career pass in addition to posting two solo tackles and one pass defended at Cin. (9/25)... Saw action on defense and special teams at T.B. (10/2)... Made one special-teams tackle vs. Atl. (10/9)... Tallied one solo stop, one special-teams tackle and one special-teams fumble recovery at S.D. (10/13)... Recorded two tackles (1 solo) vs. Hou. (10/24)... Notched one solo tackle and one special-teams stop vs. S.D. (10/30).

COLLEGE: Parks started 31-of-53 games played for the University of Arizona, totaling 197 tackles (130 solo), one sack (7 yds.), four interceptions (102 yds.) and 24 passes defended... Opened all 13 games as a senior for the Wildcats and was named one of the teams' four captains... Tallied a team-best 76 tackles (53 solo), seven passes defended and two forced fumbles... Earned honorable mention All-Pacific-12 Conference honors... Started all 14 contests at the 'spur' position as a junior, totaling 81 tackles (52 solo), one sack (7 yds.), two interceptions (14 yds.), 10 passes defended and one fumble recovery.

HIGH SCHOOL: Parks played cornerback, receiver, running back and kick returner for Germantown High School in Philadelphia... Named to the All-Southeastern Pennsylvania first team as a senior after making 27 tackles and four interceptions (119 yards)... Played in the Chesapeake Bowl... Scored 13 touchdowns between his junior and senior year on offense... Also lettered in basketball and track and field.

PERSONAL: Parks majored in sports and society at Arizona... Will Parks was born on July 29, 1994, in Philadelphia.

PARKS' REGULAR SEASON RECORD


Year	Club	G	S	UT	A	TT	S-Yds.	I-Yds.	PD	FF	FR	TD-Int.	TD-FR	S	Pts.
2016	Denver	8	0	6	1	7	0-0	1-0	1	0	0	0	0	0	0
CAREER TOTALS		8	0	6	1	7	0-0	1-0	1	0	0	0	0	0	0

ADDITIONAL STATISTICS: Special-teams tackles — 2016 (3), TOTAL (3). Special-teams FR — 2016 (1), TOTAL (1).

WILL PARKS' 2016 GAME-BY-GAME

(Victories asterisked)

2016 DENVER (6-2)			TACKLES									
Date	Opponent	P/S	UT	A	TT	S-Yds.	I-Yds.	PD	FF	FR		
Sep 8	vs. Carolina*	P	0	0	0	0-0	0-0	0	0	0		
Sep 18	vs. Indianapolis*	P	1	0	1	0-0	0-0	0	0	0		
Sep 25	at Cincinnati*	P	2	0	2	0-0	1-0	1	0	0		
Oct 2	at Tampa Bay*	P	0	0	0	0-0	0-0	0	0	0		
Oct 9	vs. Atlanta	P	0	0	0	0-0	0-0	0	0	0		
Oct 13	at San Diego	P	1	0	1	0-0	0-0	0	0	0		
Oct 24	vs. Houston*	P	1	1	2	0-0	0-0	0	0	0		
Oct 30	vs. San Diego*	P	1	0	1	0-0	0-0	0	0	0		
Season Totals		8/0	6	1	7	0-0	1-0	1	0	0		



JOHN PHILLIPS

86

TIGHT END

6-5 • 251 • 8TH YR. • VIRGINIA

BORN: June 11, 1987, in Low Moor, Va.

HIGH SCHOOL: Bath County High School, Hot Springs, Va.

ACQUIRED: Unrestricted Free Agent (San Diego), 2016

NFL YEAR: 8th • **YEAR WITH BRONCOS:** 1st

NFL GAMES PLAYED/STARTED: 103/35 • **POSTSEASON GP/GS:** 2/1



PHILLIPS AT A GLANCE:

- An eighth-year tight end who played 103 regular-season games (35 starts) and two playoff contests (1 start) during his first seven NFL seasons with Dallas (2009-12), San Diego (2013-15) and Denver (2016).
- Totaled 50 catches for 358 yards (7.2 avg.) with five touchdowns in addition to totaling 35 special-teams tackle.
- Caught 15 passes for 100 yards (6.7 avg.) with two touchdowns in 47 games (12 starts) in three seasons with San Diego.
- Started 5-of-16 games for San Diego in 2015, posting 10 catches for 69 yards (6.9 avg.) with one touchdown in addition to making five special-teams stops.
- Appeared in 48 games (20 starts) in his first four NFL seasons with Dallas, tallying 30 catches for 218 yards (7.3 avg.) with two touchdowns.
- Recorded 10 or more special-teams tackles in two separate seasons (2011—Dal.; 2014—S.D.).
- Spent the entire 2010 season on injured reserve with a knee injury.
- Played 49 games (32 starts) for the University of Virginia, finishing his collegiate career with 71 catches for 680 yards (9.6 avg.) with five touchdowns.
- Joined the Broncos as an unrestricted free agent on July 28, 2016.
- Selected by Dallas in the sixth round (208th overall) of the 2009 NFL Draft.

CAREER TRANSACTIONS: Signed by Dallas as a draft choice 7/29/09; Signed by San Diego 3/13/13; Released by San Diego 9/5/15; Signed by San Diego 9/10/15; Signed by Denver 7/28/16.



2016: Phillips made his Broncos debut vs. Car. (9/8)... Saw action on offense and special teams vs. Ind. (9/18)... Caught two passes for nine yards, including a 1-yard score at Cin. (9/25)... Started at T.B. (10/9) and vs. Atl. (10/9)... Caught three passes for 31 yards (10.3 avg.) at S.D. (10/13)... Played vs. Hou. (10/24) and vs. S.D. (10/30).

2015: Phillips started 5-of-16 games for San Diego, posting 10 catches for 69 yards (6.9 avg.) with one touchdown in addition to making five special-teams stops... Matched his career-high with four catches for 35 yards (8.8 avg.) at Min. (9/27).

2014: Phillips appeared in 16 games (1 start) for San Diego and recorded a career-best tying 10 special-teams stops... Caught a one-yard touchdown pass—his lone catch of the season—vs. K.C. (10/19)... Talled three special-teams tackles vs. Den. (12/14).

2013: Phillips played 15 games (6 starts) in his first season with San Diego, finishing with four catches for 30 yards (7.5 avg.) and four special-teams tackles... Suffered a season-ending knee injury and placed on injured reserve on 12/22.

2012: Phillips started a career-best 9 games and saw action in all 16 contests in his final season with Dallas... Caught eight passes for 55 yards (6.9 avg.) with one touchdown in addition to posting four special-teams stops.

2011: Phillips opened 7-of-16 games for Dallas, notching career-bests in receptions (15) and yards (101)... Added a career-best tying 10 special-teams tackles... Forced a fumble on special teams at N.E. (10/16)... Talled a career-best three special-teams tackles at Was. (12/20)... Hauled in a 12-yard touchdown reception vs. NYG (12/11).

2010: Phillips injured his knee in training camp and spent the entire season on injured reserve.

2009: Selected by Dallas in the sixth round (208th overall) of the 2009 NFL Draft, Phillips played 16 games (4 starts) and caught seven passes for 62 yards (8.9 avg.)... Appeared in Dallas' two postseason contests, catching a one-yard touchdown... Made his NFL debut at T.B. (9/13)... Started his first game at Phi. (11/8)... Caught a one-yard touchdown in Dallas' NFC Wild Card Game vs. Phi. (1/9).

by Denver in the seventh round (204th overall) of the 2011 NFL Draft, Green played 15 regular-season g
COLLEGE: Phillips appeared in 49 games (32 starts) for the University of Virginia, finishing with 71 catches for 680 yards (9.6 avg.) with five touchdowns... Named to the All-Atlantic Coast Conference first team as a senior after catching 49 passes for 395 yards (7.9 avg.) with two touchdowns... Caught 17 passes for 193 yards (11.4 avg.) with two touchdowns as a junior.

PERSONAL: Phillips attended Bath County High School in Hot Springs, Va., where he was a two-time first-team all-state member and the *Roanoke Times* Defensive Player of the Year as a senior... Finished his prep career with 87 receptions for 1,513 yards and 16 touchdowns in addition to posting 324 tackles and 42 sacks at defensive end... Named all-district in basketball and baseball... Phillips was born on June 11, 1987, in Lowmoor, Va.

PHILLIPS' REGULAR SEASON RECORD

Year	Club	G	S	No.	RECEIVING				TD	TDr	SCORING				2pt	Pts.
					Yds.	Avg.	LG	TD			TDp	TDrt	TDp	TDrt		
2009	Dallas	16	4	7	62	8.9	23	0	0	0	0	0	0	0	0	0
2010	Dallas															
2011	Dallas	16	7	15	101	6.7	12t	1	1	0	1	0	1	0	0	6
2012	Dallas	16	9	8	55	6.9	19	1	1	0	1	0	1	0	0	6
2013	San Diego	15	6	4	30	7.5	13	0	0	0	0	0	0	0	0	0
2014	San Diego	16	1	1	1	1.0	1t	1	1	0	1	0	1	0	0	6
2015	San Diego	16	5	10	69	6.9	15	1	1	0	1	0	1	0	0	6
2016	Denver	8	3	5	40	8.0	16	1	1	0	1	0	1	0	0	6
CAREER TOTALS		103	35	50	358	7.2	23	5	5	0	5	0	5	0	0	30

ADDITIONAL STATISTICS: Special-teams tackles — 2009 (2), 2011 (10), 2012 (4), 2013 (4), 2014 (10), 2015 (5), TOTAL (35). Special-teams FF — 2011 (1), TOTAL (1). Special-teams FR — 2012 (1), TOTAL (1).

PHILLIPS' POSTSEASON RECORD

Year	Club	G	S	No.	RECEIVING				TD	TDr	SCORING				2pt	Pts.
					Yds.	Avg.	LG	TD			TDp	TDrt	TDp	TDrt		
2009	Dallas	2	1	1	1.0	1	1t	1	1	0	1	0	1	0	0	6
CAREER TOTALS		2	1	1	1.0	1	1t	1	1	0	1	0	1	0	0	6

PHILLIPS' SINGLE GAME HIGHS

(Postseason in parentheses)

Receptions — 4, twice, last at Arizona, 12/4/11 (1 vs. Philadelphia, 1/9/10). **Receiving yards** — 40 at New Orleans, 12/19/09 (1 vs. Philadelphia, 1/9/10). **Longest reception** — 23 at New Orleans, 12/19/09 (1t vs. Philadelphia, 1/9/10). **Receiving touchdowns** — 1, five times, last at Cincinnati, 9/25/16 (1 vs. Philadelphia, 1/9/10). **Special Teams Tackles** — 3, twice, last vs. Denver, 12/14/14 (none).

JOHN PHILLIPS' 2016 GAME-BY-GAME

(Victories asterisked)

2016 DENVER (6-2)		RECEIVING								SCORING	
Date	Opponent	P/S	No.	Yds.	Avg.	LG	TD			2pt.	Pts.
Sep 8	vs. Carolina*	P	0	0	—	—	0			0	0
Sep 18	vs. Indianapolis*	P	0	0	—	—	0			0	0
Sep 25	at Cincinnati*	S	2	9	4.5	8	1			0	6
Oct 2	at Tampa Bay*	S	0	0	—	—	0			0	0
Oct 9	vs. Atlanta	S	0	0	—	—	0			0	0
Oct 13	at San Diego	P	3	31	10.3	17	0			0	0
Oct 24	vs. Houston*	P	0	0	—	—	0			0	0
Oct 30	vs. San Diego*	P	0	0	—	—	0			0	0
Preseason Totals			8/3	5	40	8.0	17	1		0	6



SHANE RAY

56

OUTSIDE LINEBACKER

6-3 • 245 • 2ND YR. • MISSOURI

BORN: May 18, 1993, in Shawnee Mission, Kan.

HIGH SCHOOL: Bishop Miege High School, Roeland Park, Kan.

ACQUIRED: Draft #1 (23rd overall), 2015

NFL YEAR: 2nd • **YEAR WITH BRONCOS:** 2nd

NFL GAMES PLAYED/STARTED: 22/6 • **POSTSEASON GP/GS:** 3/0



RAY AT A GLANCE:

- A second-year outside linebacker who appeared in 22 regular-season games (6 starts) and three postseason contests, totaling 48 tackles (31 solo), 8 sacks (51.5 yds.) and one fumble returned for a touchdown (15 yds.).
- Started 14-of-40 games played at the University of Missouri in three seasons, totaling 120 tackles (82 solo) and 19 sacks (131 yds.).
- Received unanimous Southeastern Conference Defensive Player of the Year honors following his junior season in 2014 after leading the league in sacks (14.5) and tackles for loss (22.5) in addition to recording 65 tackles (47 solo) and three forced fumbles.
- Ranked third nationally in both sacks (14.5) and tackles for a loss (22.5) as a 2014 consensus first-team All-American.
- Selected by the Broncos in the first round (23rd overall) of the 2015 NFL Draft.

CAREER TRANSACTIONS: Signed by Denver as a draft choice 6/1/15.



2015: Ray tallied two tackles (1 solo) vs. Car. (9/8)... Registered one tackle and recovered a fourth-quarter fumble and returned it 15 yards for his first career touchdown vs. Ind. (9/18)... Posted three sacks (12 yds.) in addition to making six tackles (3 solo) in his first NFL start at Cin. (9/25)... Became the first player since 2002 (John Henderson, Jac.) to have three sacks in his first career start... Tallied two solo stops at T.B. (10/2)... Recorded a career-best seven tackles (6 solo) and 0.5 sack (5.5 yds.) vs. Atl. (10/9)... Posted three tackles (2 solo) and 0.5 sacks (6 yds.) at S.D. (10/13)... Notched five tackles (2 solo) vs. Hou. (10/24)... Assisted on two tackles vs. S.D. (10/30).

2015: Selected by the Broncos in the first round (23rd overall) of the 2015 NFL Draft, Ray posted 20 tackles (15 solo) and four sacks (28 yds.) in 14 regular-season games during his rookie campaign... Saw action in all three of Denver's postseason contests, making two solo tackles and forcing one fumble... Made his NFL debut vs. Bal. (9/13)... Recorded his first career sack (8 yds.) vs. Min. (10/4)... Played at Cle. (10/18) before leaving with a knee injury and was inactive the next two games... Made his postseason debut in Denver's AFC Divisional Playoff Game vs. Pit. (1/17)... Posted a pair of solo tackles and forced one fumble in Denver's Super Bowl 50 victory vs. Car. (2/7).

College: Ray started 14-of-40 games played in three seasons at the University of Missouri, totaling 120 tackles (82 solo) and 19 sacks (131 yds.)... Started all 14 games as a senior and was named the 2014 Southeastern Conference Defensive Player of the Year after leading the conference in sacks (14.5-94) and tackles for loss (22.5-122) while adding 65 tackles (47 solo) and three forced fumbles... Earned consensus first-team All-American honors after ranking third in the nation in sacks (14.5) and tackles for loss (22.5)... Selected as finalist for the Hendricks Award (nation's top defensive end) and as a semifinalist for the Lombardi (top lineman) and Bednarik (top defensive player) awards after breaking Missouri's single-season sack record... Chosen as the SEC Defensive Player of the Week on four occasions... Appeared in all 14 games as a redshirt sophomore, registering 39 tackles (27 solo), 4.5 sacks (37 yds.) and one fumble recovery... Contributed to the team's 11-1 regular season and first-ever SEC East title.

PERSONAL: Ray played defensive end at Bishop Miege High School in Roeland Park, Kan., earning first-team all-state honors as a senior and leading his team to a state title as a junior... Compiled 231 tackles, 48 tackles for loss, 25.5 sacks and seven forced fumbles in his junior and senior campaigns... Majored in agriculture at Missouri... His father, Wendell, played football at Missouri and was selected by Minnesota in the fifth round of the 1981 NFL Draft... Shane Ray was born on May 18, 1993, in Shawnee Mission, Kan.

RAY'S REGULAR SEASON RECORD

Year	Club	G	S	UT	A	TT	S-Yds.	I-Yds.	PD	FF	FR	TD-Int.	TD-FR	S	Pts.
2015	Denver	14	0	15	5	20	4-28	0-0	1	0	0	0	0	0	0
2016	Denver	8	6	16	12	28	4-23.5	0-0	0	0	1	0	1	0	6
CAREER TOTALS		22	6	31	17	48	8-51.5	0-0	1	0	1	0	1	0	6

RAY'S POSTSEASON RECORD

Year	Club	G	S	UT	A	TT	S-Yds.	I-Yds.	PD	FF	FR	TD-Int.	TD-FR	S	Pts.
2015	Denver	3	0	2	0	2	0-0	0-0	0	1	0	0	0	0	0
CAREER TOTALS		3	0	2	0	2	0-0	0-0	0	1	0	0	0	0	0

RAY'S SINGLE-GAME HIGHS

(Postseason in parentheses)

Tackles — 7 vs. Atlanta, 10/9/16 (2 vs. Carolina, 2/7/16). **Sacks** — 3 at Cincinnati, 9/25/16 (none). **Sack yards** — 12 at Cincinnati, 9/25/16 (none). **Forced fumbles** — none (1 vs. Carolina, 2/7/16). **Fumble recoveries** — 1 vs. Indianapolis, 9/18/16 (none). **Fumble return yards** — 15t vs. Indianapolis, 9/18/16 (none).

SHANE RAY'S 2016 GAME-BY-GAME

(Victories asterisked)

2016 DENVER (6-2)		TACKLES									
Date	Opponent	P/S	UT	A	TT	S-Yds.	I-Yds.	PD	FF	FR	
Sep 8	vs. Carolina*	P	1	1	2	0-0	0-0	0	0	0	
Sep 18	vs. Indianapolis*	P	0	1	1	0-0	0-0	0	0	1	
Sep 25	at Cincinnati*	S	3	3	6	3-12	0-0	0	0	0	
Oct 2	at Tampa Bay*	S	2	0	2	0-0	0-0	0	0	0	
Oct 9	vs. Atlanta	S	6	1	7	0.5-5.5	0-0	0	0	0	
Oct 13	at San Diego	S	2	1	3	0.5-6	0-0	0	0	0	
Oct 24	vs. Houston*	S	2	3	5	0-0	0-0	0	0	0	
Oct 30	vs. San Diego*	S	0	2	2	0-0	0-0	0	0	0	
Season Totals			8/6	16	12	26	4-23.5	0-0	0	0	1



BRADLEY ROBY

29

CORNERBACK



5-11 • 194 • 3RD YR. • OHIO STATE

BORN: May 1, 1992, in Fort Worth, Texas

HIGH SCHOOL: Peachtree Ridge High School, Suwanee, Ga.

ACQUIRED: Draft #1 (31st overall), 2014

NFL YEAR: 3rd • YEAR WITH BRONCOS: 3rd

NFL GAMES PLAYED/STARTED: 40/8 • POSTSEASON GP/GS: 4/0

ROBY AT A GLANCE:

- A third-year cornerback who played all 40 regular-season games (8 starts) and four postseason contests in his first three NFL seasons with the Broncos.
- Totaled 124 tackles (112 solo), four interceptions, one sack (3 yds.), one interception returned for a touchdown, 27 passes defended, three forced fumbles, three fumble recoveries and one fumble returned for a touchdown in his career.
- Recorded 40 tackles (34 solo), 10 passes defended, one interception, one forced fumble and one fumble recovery returned for a touchdown for Denver in 2015.
- Tied for the second-most passes defended (13) and tackles (64) among rookie cornerbacks in 2014.
- Started all 37 games played during his career at Ohio State University, totaling eight interceptions and 44 passes defended.
- Contributed five touchdowns during his collegiate career, including two interception returns, two blocked punt returns and one fumble return.
- Selected by the Broncos in the first round (31st overall) of the 2014 NFL Draft.

CAREER TRANSACTIONS: Signed by Denver as a draft choice 6/10/14.



2016: Roby registered five solo tackles vs. Car. (9/8)... Saw action on defense vs. Ind. (9/18)... Notched two solo stops at Cin. (9/25)... Tallied a pair of solo stops at T.B. (10/2) and vs. Atl. (10/9)... Posted one solo tackle and two passes defended at S.D. (10/13)... Notched one solo stop vs. Hou. (10/24)... Intercepted Philip Rivers and returned it 49 yards for a touchdown in addition to recording seven tackles (4 solo) and two passes defended vs. S.D. (10/30).

2015: Roby notched 40 tackles (34 solo), one interception (19 yds.), 10 passes defended, one forced fumble and one fumble returned for a touchdown in 16 regular-season games... Totaled five solo tackles, three passes defended and one forced fumble in three postseason contests... Returned a fumble 21 yards for a touchdown with 0:27 remaining in the fourth quarter for the game-winning score at K.C. (9/17)... Intercepted Lions QB Matthew Stafford (19 yds.) at Det. (9/27)... Recorded five solo tackles, one pass defended and one forced fumble vs. Min. (10/4)... Totaled three solo tackles and forced a fumble that led to Denver's game-winning drive in Denver's AFC Divisional Playoff Game vs. Pit. (1/17)... Intercepted Patriots QB Tom Brady on a two-point conversion attempt with 0:13 seconds left in the game to seal Denver's victory in the AFC Championship Game vs. N.E. (1/24)... Posted two solo tackles and three passes defended in Denver's Super Bowl 50 victory vs. Car. (2/7).

2014: Selected in the first round (31st overall) of the 2014 NFL Draft, Roby played 16 regular-season games (2 starts) and totaled 64 tackles (62 solo), one sack (3 yds.), two interceptions, 13 passes defended, two forced fumbles and two fumble recoveries... Tied for the second-most passes defended (13) and tackles (64) among rookie cornerbacks in 2014... Made his Broncos debut in the season opener vs. Ind. (9/7) and finished with seven solo tackles, three passes defended and a fumble recovery... Recorded his first career sack (3 yds.) at NYJ (10/12)... Picked off quarterback Tom Brady at N.E. (11/2) for his first career interception... Tallied four solo tackles and one pass defended in his first career start vs. Mia. (11/23)... Totaled a career-high nine solo tackles and one forced fumble vs. Buf. (12/7)... Picked off quarterback Andrew Luck in the second quarter of Denver's AFC Divisional Playoff Game vs. Ind. (1/11), joining safety Quinton Carter (2011) as the only rookies

ROBY MAKES IMMEDIATE IMPACT AS A ROOKIE

MOST PASSES DEFENSED BY A ROOKIE, NFL, 2014

Player	GP	GS	PD
1. E.J. Gaines, Stl.	15	15	15
2. Bradley Roby, Den.	16	2	13
Bashaud Breeland, Was.	16	15	13
4. Kyle Fuller, Chi.	16	14	10
5. Travis Carrie, Oak.	13	4	8

MOST TACKLES BY A ROOKIE CB, NFL, 2014

Player	GP	GS	TT
1. E.J. Gaines, Stl.	15	15	70
2. Bradley Roby, Den.	16	2	64
Bashaud Breeland, Was.	16	15	58
4. Kyler Fuller, Chi.	16	14	50
5. Travis Carrie, Oak.	13	4	37

in team history with a postseason pick.

COLLEGE: Roby started all 37 games played during his career at Ohio State University, totaling eight interceptions (two returned for touchdowns) and 44 passes defended... Returned two blocked punts for touchdowns and one recovered fumble for a touchdown as a Buckeye... Named a first-team All-Big Ten Conference selection for his 2013 campaign in which he totaled 69 tackles (54 solo), three interceptions (120 yds.) and 16 passes defended... Opened all 12 games in 2012 for the undefeated Buckeyes and was named a second-team All-America selection in addition to a first-team all-conference pick... Led the nation and tied a school record with 19 passes defended while being tabbed as a Jim Thorpe Award semifinalist... Finished his 2012 season as the only player in the country to score touchdowns three different ways (INT, FR, BP)... Started all 13 games as a redshirt freshman in 2011 and earned the Buckeyes' First Year Defensive Player Award after tying for the team lead with three interceptions (57 yds.).

PERSONAL: Roby played cornerback, wide receiver and kick returner at Peachtree Ridge High School in Suwanee, Ga., where he was a four-time scholar athlete... Received All-Gwinnett County accolades following his senior year in 2009 after leading his team to the state quarterfinals... Majored in communications at Ohio State... The son of Betty and James, Bradley Roby was born on May 1, 1992, in Fort Worth, Texas.

ROBY'S REGULAR SEASON RECORD

Year	Club	G	S	UT	A	TT	S-Yds.	I-Yds.	PD	FF	FR	TD-Int.	TD-FR	S	Pts.
2014	Denver	16	2	62	2	64	1-3	2-0	13	2	2	0	0	0	0
2015	Denver	16	4	34	6	40	0-0	1-19	10	1	1	0	1	0	6
2016	Denver	8	1	17	3	20	0-0	1-49	4	0	0	1	0	0	6
CAREER TOTALS		40	7	113	11	124	1-3	4-68	27	3	3	1	1	0	12

ROBY'S POSTSEASON RECORD

Year	Club	G	S	UT	A	TT	S-Yds.	I-Yds.	PD	FF	FR	TD-Int.	TD-FR	S	Pts.
2014	Denver	1	0	2	0	2	0-0	1-2	1	0	0	0	0	0	0
2015	Denver	3	0	5	0	5	0-0	0-0	3	1	0	0	0	0	0
CAREER TOTALS		4	0	7	0	7	0-0	1-2	3	1	0	0	0	0	0

ROBY'S SINGLE-GAME HIGHS

(Postseason in parentheses)

Tackles — 9 vs. Buffalo, 12/7/14 (3 vs. Pittsburgh, 1/17/16). **Interceptions** — 1, three times, last at Detroit, 9/27/15 (1 vs. Indianapolis, 1/11/15). **Interception return yards** — 49t vs. San Diego, 10/30/16 (2 vs. Indianapolis, 1/11/15). **Passes defended** — 3 vs. Indianapolis, 9/7/14 (3 vs. Carolina, 2/7/16). **Sacks** — 1 at N.Y. Jets, 10/12/14 (none). **Sack yards** — 3 at N.Y. Jets, 10/12/14 (none). **Forced fumbles** — 1, 3x, last vs. Minnesota, 10/4/15 (1 vs. Pittsburgh, 1/17/16). **Fumble recoveries** — 1, three times, last at Kansas City, 9/17/15 (none). **Fumble return yards** — 21t at Kansas City, 9/17/15 (none).

BRADLEY ROBY'S 2016 GAME-BY-GAME

(Victories asterisked)

2016 DENVER (6-2)		TACKLES													
Date	Opponent	P/S	UT	A	TT	S-Yds.	I-Yds.	PD	FF	FR					
Sep 8	vs. Carolina*	P	5	0	5	0-0	0-0	0	0	0					
Sep 18	vs. Indianapolis*	P	0	0	0	0-0	0-0	0	0	0					
Sep 25	at Cincinnati*	P	2	0	2	0-0	0-0	0	0	0					
Oct 2	at Tampa Bay*	P	2	0	2	0-0	0-0	0	0	0					
Oct 9	vs. Atlanta	P	2	0	2	0-0	0-0	0	0	0					
Oct 13	at San Diego	P	1	0	1	0-0	0-0	2	0	0					
Oct 24	vs. Houston*	P	1	0	1	0-0	0-0	0	0	0					
Oct 30	vs. San Diego*	S	4	3	7	0-0	1-49	2	0	0					
Season Totals			8/1	17	3	20	0-0	1-49	4	0	0				



TY SAMBRAILO

74

OFFENSIVE LINEMAN

6-5 • 315 • 2ND YR. • COLORADO STATE

BORN: March 10, 1992, in Watsonville, Calif.

HIGH SCHOOL: St. Francis Catholic High School, Watsonville, Calif.

ACQUIRED: Draft #2 (59th overall), 2015

NFL YEAR: 2nd • YEAR WITH BRONCOS: 2nd

NFL GAMES PLAYED/STARTED: 8/6



SAMBRAILO AT A GLANCE:

- A second-year offensive lineman who has appeared in eight games (6 starts) with Denver (2015-16) at both offensive tackle positions.
- Opened the first three regular-season games in 2015 at left tackle before being placed on injured reserve with a shoulder injury.
- Started 42-of-48 games during his career at Colorado State University, seeing time at all five positions along the offensive line in four seasons with the Rams.
- Voted first-team All-Mountain West Conference as a senior for CSU in 2014 after grading out to 90 percent or above in each contest while adding more than 60 knockdown blocks at left tackle.
- Selected by the Broncos in the second round (59th overall) of the 2015 NFL Draft.

CAREER TRANSACTIONS: Signed by Denver as a draft choice 5/5/15.



2016: Sambrailo was inactive vs. Car. (9/8) and vs. Ind. (9/18)... Started at right tackle at Cin. (9/25), at T.B. (10/2) and vs. Atl. (10/9)... Was inactive at S.D. (10/13)... Played on offense vs. Hou. (10/24) and vs. S.D. (10/30).

2015: Selected by the Broncos in the second round (59th overall) of the 2015 NFL Draft, Sambrailo opened the first three games of the season at left tackle before being placed on injured reserve with a shoulder injury... Made his NFL debut at left tackle vs. Bal. (9/13)... Injured his shoulder at Det. (9/27) and was inactive for four weeks before being placed on injured reserve on Nov. 3.

COLLEGE: Sambrailo started 42-of-48 games during his career at Colorado State University, seeing time at all five positions along the offensive line in four seasons with the Rams... Voted first-team All-Mountain West Conference as a senior after starting all 11 games played at left tackle... Graded out to 90 percent or above in every game while adding more than 60 knockdown blocks... Helped lead the Rams to their best record (10-3) since 2000 while blocking for a 4,000-yard passer (Garrett Grayson - 4,006) and a 1,200-yard rusher (Dee Hart - 1,275)... Started all 14 games at left tackle en route to earning second-team All-Mountain West honors as a junior.

PERSONAL: Sambrailo, who majored in business administration at Colorado State, is an avid skier who earned USSA titles in the slalom, giant slalom and super-G events for his age group... Named the Santa Cruz Coast Athletic League Offensive and Defensive Lineman of the Year following his senior campaign at St. Francis Catholic High School in Watsonville, Calif.... Played offensive tackle, defensive line, tight end and kicker for his high school team... Lettered in soccer, basketball and baseball in addition to handling kicking duties for the football team his junior season... His grandfather, Bill Sambrailo, played football at Santa Clara... Last name is pronounced sam-BRI-low... Tyler Sambrailo was born on March 10, 1992, in Watsonville, Calif.

SAMBRAILO'S REGULAR SEASON RECORD

Year	Club	G	S
2015	Denver	3	3
2016	Denver	5	3
CAREER TOTALS		8	6



EMMANUEL SANDERS

10

WIDE RECEIVER

5-11 • 180 • 7TH YR. • SOUTHERN METHODIST

BORN: March 17, 1987, in Bellville, Texas

HIGH SCHOOL: Bellville (Texas) High School

ACQUIRED: Unrestricted Free Agent (Pittsburgh), 2014

NFL YEAR: 7th • YEAR WITH BRONCOS: 3rd

NFL GAMES PLAYED/STARTED: 95/57 • POSTSEASON GP/GS: 8/4



SANDERS AT A GLANCE:

- A seventh-year wide receiver who saw action in 95 regular-season games (57 starts) and eight postseason contests (4 starts) during his first seven NFL seasons with Pittsburgh (2010-13) and Denver (2014-16), totaling 382 receptions for 5,136 yards (13.4 avg.) with 29 touchdowns during that span.
- Recorded consecutive 1,000-yard seasons during his first two years with Denver (2014-15), totaling 11 100-yard receiving games, 15 touchdowns and 26 catches of 25-plus yards.
- Finished second on the Broncos with 76 receptions for 1,135 yards (14.9 avg.) and six touchdowns in the 2015 regular season in addition to ranking second among all NFL players with 230 yards on 16 catches in the postseason.
- Earned his first career Pro Bowl selection following his initial season with the Broncos in 2014 after ranking fifth in the NFL in receptions (101) and receiving yards (1,404)—figures that ranked fifth and fourth, respectively, in league history among players with a new team.
- Combined with teammate Demaryius Thomas (111-1,619) to record the most receiving yards (3,023) and tie for the most receptions (212) by an offensive tandem in the NFL in 2014—marking the second time a pair of Broncos teammates posted 100-plus receptions in the same season.
- Owns 1,070 career kickoff return yards on 44 attempts (24.3 avg.) and is one of just four NFL players since he entered the league in 2010 to post at least 3,000 yards receiving and 1,000 yards on kickoff returns.
- Named AFC Special Teams Player of the Week during his rookie season in 2010 after posting two kickoff returns of 35-plus yards, including a 37-yarder that set up the Steelers' game-winning field goal at Miami (10/24/10).
- Finished his collegiate career at Southern Methodist University as the school's all-time leader in career receptions (235), receiving yards (3,791), receiving touchdowns (34) and 100-yard receiving games (16).
- Joined the Broncos as an unrestricted free agent (Pittsburgh) on March 16, 2014.
- Selected by Pittsburgh in the third round (82nd overall) of the 2010 NFL Draft.

CAREER TRANSACTIONS: Signed by Pittsburgh as a draft choice 6/14/10; Signed by Denver as an unrestricted free agent 3/16/14.



2016: Sanders posted five catches for 49 yards (9.8 avg.) vs. Car. (9/8)... Tallied three catches for 39 yards (13.0 avg.) vs. Ind. (9/18)... Recorded his 12th career 100-yard game, finishing with nine catches for 117 yards (13.0 avg.) with two touchdowns at Cin. (9/25)... Led all receivers with eight catches for 88 yards (11.0 avg.) with one touchdown at T.B. (10/2)... Led the team in receptions (7) and yards (80) vs. Atl. (10/9)... Caught four passes for 40 yards (10.0 avg.) at S.D. (10/13)... Led all receivers with 86 yards receiving on four catches (21.5 avg.) vs. Hou. (10/24)... Caught four passes for 68 yards (17.0 avg.) vs. S.D. (10/30).

2015: Sanders recorded his second consecutive 1,000-yard season, finishing with 76 receptions for 1,135 yards (14.9 avg.) with six touchdowns in addition to returning 17 punts for 103 yards (6.1 avg.)... Posted 16

SANDERS AMONG NFL RECEIVING LEADERS IN 2014

MOST RECEPTIONS, NFL, 2014

Player	Team	No.
1. Antonio Brown	Pit.	129
2. Demaryius Thomas	Den.	111
3. Julio Jones	Atl.	104
4. Matt Forte	Chi.	102
5. Emmanuel Sanders	Den.	101

MOST RECEIVING YARDS, NFL, 2014

Player	Team	No.
1. Antonio Brown	Pit.	1,698
2. Demaryius Thomas	Den.	1,619
3. Julio Jones	Atl.	1,593
4. Jordy Nelson	G.B.	1,519
5. Emmanuel Sanders	Den.	1,404

SANDERS A KEY ADDITION IN 2014

MOST REC. YDS. WITH A NEW TEAM, NFL HISTORY

	Player	Year	No.
1.	Brandon Marshall, Chi.	2012	1,508
2.	Randy Moss, N.E.	2007	1,493
3.	Santana Moss, Was.	2005	1,483
4.	Emmanuel Sanders, Den.	2014	1,404
5.	Henry Ellard, Was.	1994	1,397

MOST REC. WITH A NEW TEAM, NFL HISTORY

	Player	Year	No.
1.	Brandon Marshall, Chi.	2012	118
2.	Randy Moss, N.E.	2007	112
3.	Terance Mathis, Atl.	1994	111
4.	Eric Metcalf, Atl.	1995	104
5.	Emmanuel Sanders, Den.	2014	101

catches for 230 yards (14.4 avg.) in Denver's three postseason contests... Recorded his first 100-yard game (9-11) of the season at Oak. (10/11)... Scored on a career-long 75-yard reception and finished with four catches for 109 yards (27.3) at Cle. (10/18)... Caught six passes for 90 yards (15.0 avg.) with a 64-yard touchdown reception at Ind. (11/8), making him the ninth Bronco with multiple 60-plus yard scores in a season... Set a career-high with 181 receiving yards (10-181) at Pit. (12/20), with his 205 yards from scrimmage (181 rec., 24 rush) representing the 25th time in team history a Broncos player topped 200 yards of offense... Caught five passes for 85 yards (17.0 avg.) in Denver's AFC Divisional Playoff Game vs. Pit. (1/17)... Posted five catches for a team-high 62 yards (12.4 avg.) in Denver's AFC Championship Game vs. N.E. (1/24)... Posted a game-high six catches for 83 yards (13.8 avg.) in Denver's Super Bowl 50 victory vs. Car. (2/7).

2014: Sanders started all 16 games and earned his first career Pro Bowl selection after setting career-highs in receptions (101), receiving yards (1,404) and touchdowns (9)... Recorded 16 catches of 25-plus yards, the second-best mark in the NFL in 2014... Ranked fourth and fifth, respectively, in NFL history for receiving yardage and reception totals for players in their first year with a new team... Combined with Demaryius Thomas (111) to become just the second 100-catch duo in franchise history (Rod Smith/Ed McCaffrey, 2000)... Registered seven 100-yard receiving games... Notched his first career 100-yard game vs. K.C. (9/14)... Had 11 receptions for 149 yards at Sea. (9/21) with eight of those receptions converting for first downs... Hauled in his first touchdown as a Bronco vs. S.F. (10/19)... Totaled nine receptions for 120 yards (13.3 avg.) and a career-high three touchdowns, which tied a team record, vs. S.D. (10/23)... Posted his fifth 100-yard receiving game of the season (10 rec. for a career-high 151 yds.) at N.E. (11/2) to become just the third Bronco (WR Rod Smith, 2000; WR Brandon Lloyd, 2010) to record at least five 100-yard receiving games through the team's first eight contests... Recorded his second career multi-touchdown game (5-67, 2 TDs) and his second such performance in three games at Oak. (11/9)... Notched his sixth 100-yard receiving game (5-102) before leaving the game with a concussion sustained in the third quarter at Stl. (11/16)... Made his first career postseason start in the AFC Divisional Playoff Game vs. Ind. (1/11) and finished with seven catches for 46 yards (6.6 avg.).

2013: Sanders played all 16 games for the second consecutive season and started 10 contests while finishing with 67 receptions, 740 receiving yards and six touchdowns... Totaled four catches of 40-plus yards, including a career-long 55-yard touchdown reception at NYJ (10/13)... Returned 10 kickoffs for 268 yards (26.8 avg.)... Made seven catches in the Steelers' regular-season opener vs. Ten. (9/8) to surpass 100 career receptions... Ran for a two-point conversion at Oak. (10/27)... Caught a touchdown in three consecutive contests (Games 11-13).

2012: Sanders appeared in all 16 regular-season games for the Steelers and registered 44 receptions for 626 yards (14.2 avg.) with one touchdown... Converted first downs on 15-of-18 third-down catches... Added nine punt returns for 93 yards (10.3 avg.) on special teams.

2011: Sanders saw action in 11 regular-season games and totaled 22 catches for 288 yards (13.1 avg.) with two touchdowns... Missed five games with knee and foot injuries... Led the Steelers with six receptions for 81 yards (13.5 avg.) in Pittsburgh's AFC Wild Card Game at Den. (1/8).

2010: Selected by Pittsburgh in the third round (82nd overall) of the 2010 NFL Draft, Sanders played in 13 regular-season games (1 start) for the Steelers and finished his rookie season with 28 receptions for 376 yards (13.4 avg.) with two touchdowns... Served as the club's primary kickoff returner and totaled 628 yards on 25 returns (25.1 avg.)... Appeared in all three postseason contests for the Steelers and contributed seven catches for 91 yards (13.0 avg.)... Caught his first career touchdown pass vs. N.E. (11/14)... Started his first career game in Pittsburgh's regular-season finale at Cle. (1/2)... Contributed two catches for 17 yards (8.5 avg.) in Super Bowl XLV vs. G.B. (2/6) before leaving the game with a foot injury.

COLLEGE: Sanders finished his collegiate career as Southern Methodist University's all-time career leader in receptions (235), receiving yards (3,791), receiving touchdowns (34) and 100-yard receiving games (16) as he topped the 600-yard mark in all four seasons on campus... Named first-team All-Conference USA following his senior year when he set single-season school records with 98 catches for 1,339 yards (13.7 avg.) to go along with seven touchdowns.

PERSONAL: Sanders was an all-district running back, wide receiver and safety at Bellville (Texas) High School, where he was named Team MVP and Tri-County Offensive Player of the Year following his senior campaign... Emmanuel Sanders was born on March 17, 1987.

SANDERS' REGULAR SEASON RECORD

Year	Club	G	S	RECEIVING					TD	KICKOFF RETURNS					PUNT RETURNS					
				No.	Yds.	Avg.	LG			No.	Yds.	Avg.	LG	TD	No.	FC	Yds.	Avg.	LG	TD
2010	Pittsburgh	13	1	28	376	13.4	35	2		25	628	25.1	48	0	4	1	60	15.0	38	0
2011	Pittsburgh	11	0	22	288	13.1	32	2		5	93	18.6	25	0	3	0	22	7.3	10	0
2012	Pittsburgh	16	7	44	626	14.2	37	1		1	27	27.0	27	0	9	9	93	10.3	63	0
2013	Pittsburgh	16	10	67	740	11.0	55t	6		10	268	26.8	46	0	0	0	0	0.0	—	0
2014	Denver	16	16	101	1,404	13.9	48	9		3	54	18.0	22	0	1	1	11	11.0	11	0
2015	Denver	15	15	76	1,135	14.9	75t	6		1	13	13.0	13	0	17	20	103	6.1	14	0
2016	Denver	8	8	44	567	12.9	41t	3		0	0	—	—	0	0	0	0	—	—	0
CAREER TOTALS		95	57	382	5,136	13.4	75t	29		45	1,083	24.1	48	0	34	31	289	8.5	63	0
BRONCOS TOTALS		39	39	221	3,106	14.1	75t	18		4	67	16.8	35	0	18	21	114	6.3	14	0

ADDITIONAL STATISTICS: Special-teams tackles — 2010 (12), 2011 (2), TOTAL (14). Miscellaneous Tackles — 2014 (1), 2015 (2), 2016 (1), TOTAL (4). Special-teams fumbles — 2010 (1 FF), 2011 (1 FR), TOTAL (1 FR). Rushing — 2012 (1 for 4 yds.), 2013 (1 for 25 yds.), 2014 (8 for 44 yds.), 2015 (3 for 29 yds.), TOTAL (13 for 102 yds., 7.8 avg., 25 LG). Completed a 15-yard pass vs. Seattle (9/18/11). Sacked for a loss of seven yards on a pass attempt vs. Washington (10/28/12). Ran for a two-point conversion at Oakland (10/27/13).

SANDERS' POSTSEASON RECORD

Year	Club	G	S	No.	RECEIVING				TD	KICKOFF RETURNS					PUNT RETURNS				
					Yds.	Avg.	LG	TD		No.	Yds.	Avg.	LG	TD	No.	FC	Yds.	Avg.	LG
2010	Pittsburgh	3	0	7	91	13.0	12	0		0	0	0.0	—	0	0	0	0.0	—	0
2011	Pittsburgh	1	0	6	81	13.5	18	0		0	0	0.0	—	0	0	0	0.0	—	0
2014	Denver	1	1	7	46	6.6	17	0		0	0	0.0	—	0	0	0	0.0	—	0
2015	Denver	3	3	16	230	14.4	34	0		0	0	0.0	—	0	0	0	0.0	—	0
CAREER TOTALS		8	4	36	448	12.4	34	0		0	0	0.0	—	0	0	0	0.0	—	0

ADDITIONAL STATISTICS: Special-teams tackles — 2010 (5), TOTAL (5). Miscellaneous Tackles—2015 (1), TOTAL (1). Miscellaneous FR—2016 (1), TOTAL (1).

SANDERS' SINGLE GAME HIGHS

(Postseason in parentheses)

Receptions — 11 at Seattle, 9/21/14 (7 vs. Indianapolis, 1/11/15). **Receiving yards** — 181 at Pittsburgh, 12/20/15 (85 vs. Pittsburgh, 1/17/16). **Longest reception** — 75t at Cleveland, 10/18/15 (34 vs. Pittsburgh, 1/17/16). **Receiving touchdowns** — 3 vs. San Diego, 10/23/14 (none). **Kick returns** — 6 vs. New England, 11/14/10 (none). **Kick return yards** — 156 vs. New England, 11/14/10 (none). **Longest kick return** — 48 at Miami, 10/24/10 (none). **Punt returns** — 3, four times, last vs. Baltimore, 9/13/15 (none). **Punt return yards** — 76 at N.Y. Giants, 11/4/12 (none). **Longest punt return** — 63 at N.Y. Giants, 11/4/12 (none).

SANDERS' 100-YARD RECEIVING GAMES (12)

*denotes win (Sanders' teams are 8-4 when he records 100 or more yards receiving in a game.)

Date	Opponent	No.	Yds.	Avg.	LG	TD
9/14/14	vs. Kansas City*	8	108	13.5	48	0
9/21/14	at Seattle	11	149	13.5	42	0
10/5/14	vs. Arizona*	7	101	14.4	30	0
10/23/14	vs. San Diego*	9	120	13.3	38	3
11/2/14	at New England	10	151	15.1	28	0
11/16/14	at St. Louis	5	102	20.4	42t	1
11/23/14	vs. Miami*	9	125	13.9	35	0
10/11/15	at Oakland*	9	111	12.3	45	0
10/18/15	at Cleveland*	4	109	27.3	75t	1
11/29/15	vs. New England*	6	113	18.8	39	0
12/20/15	at Pittsburgh	10	181	18.1	61t	1
9/25/16	at Cincinnati*	9	117	13.0	41t	2

EMMANUEL SANDERS' 2016 GAME-BY-GAME

(Victories asterisked)

2016 DENVER (6-2)			RECEIVING						SCORING	
Date	Opponent	P/S	No.	Yds.	Avg.	LG	TD		2pt.	Pts.
Sep 8	vs. Carolina*	S	5	49	9.8	15	0		0	0
Sep 18	vs. Indianapolis*	S	3	39	13.0	19	0		0	0
Sep 25	at Cincinnati*	S	9	117	13.0	41t	2		0	12
Oct 2	at Tampa Bay*	S	8	88	11.0	18	1		0	6
Oct 9	vs. Atlanta	S	7	80	11.4	26	0		0	0
Oct 13	at San Diego	S	4	40	10.0	20	0		0	0
Oct 24	vs. Houston*	S	4	86	21.5	31	0		0	0
Oct 30	vs. San Diego*	S	4	68	17.0	37	0		0	0
Season Totals		8/8	44	567	12.9	41t	3		0	18



MICHAEL SCHOFIELD

79

OFFENSIVE LINEMAN

6-6 • 301 • 3RD YR. • MICHIGAN

BORN: Nov. 15, 1990, in Orland Park, Ill.

HIGH SCHOOL: Carl Sandburgh High School, Orland Park, Ill.

ACQUIRED: Draft #3 (95th overall), 2014

NFL YEAR: 3rd • YEAR WITH BRONCOS: 3rd

NFL GAMES PLAYED/STARTED: 21/21 • POSTSEASON GP/GS: 3/3



SCHOFIELD AT A GLANCE:

- A third-year offensive lineman who started all 21 regular-season games played and three postseason contests for the Broncos (2014-16) after spending his entire rookie season in 2014 on Denver's active roster.
- Appeared in all 52 possible games during his career at the University of Michigan, making 26 starts at right tackle and opening another 10 contests at left guard.
- Received second-team All-Big Ten Conference recognition from the *NFL Draft Report* in 2013 after starting all 13 games for Michigan and helping the team rank second in the league with just 17 sacks allowed on the season.
- Selected by the Broncos in the third round (95th overall) of the 2014 NFL Draft.

CAREER TRANSACTIONS: Signed by Denver as a draft choice 6/3/14.



2016: Schofield started at right guard vs. Car. (9/8)... Started at right guard before moving outside to right tackle in the first quarter vs. Ind. (9/18)... Started at right guard (54 snaps) and played left tackle (13 snaps) at Cin. (9/25)... Started at right guard at T.B. (10/2)... Opened the game at right guard and also played right tackle vs. Atl. (10/9)... Started at right guard at S.D. (10/13), vs. Hou. (10/24) and vs. S.D. (10/30).

2015: Schofield started all 13 regular-season games played and all three postseason contests at right tackle... Made his NFL debut and first start at right tackle vs. Min. (10/4).

2014: Selected by the Broncos in the third round (95th overall) of the 2014 NFL Draft, Schofield spent his entire rookie year on Denver's active roster but did not see any game action.

COLLEGE: Schofield appeared in all 52 possible games during his career at the University of Michigan, making 26 starts at right tackle and opening another 10 contests at left guard... Delivered 31 touchdown-resulting blocks for the Wolverines' rushing attack during his three seasons (2011-13) as a starter... Named second-team All-Big Ten Conference from *NFL Draft Report* after starting all 13 games at right tackle as senior and helping the Wolverines rank second in the Big Ten Conference with just 17 sacks allowed on the season... Posted 67 knockdowns and 10 touchdown-resulting blocks during his senior campaign... Started all 13 games at right tackle for the Wolverines his junior year and tallied 84 knockdowns to go along with 11 touchdown-resulting blocks... Opened 10-of-13 games at left guard his sophomore year for the Sugar Bowl-champion Wolverines... Blocked for a rushing offense that ranked second in the Big Ten (13th in the nation) with 221.9 yards per game and featured a pair of 1,000-yard rushers (Dennard Robinson and Fitzgerald Toussaint)... Appeared in all 13 games for Michigan as a redshirt freshman.

PERSONAL: Schofield attended Carl Sandburgh High School in Orland Park, Ill., where he was a three-year starter at offensive tackle... Allowed zero sacks as a senior team captain and was named the offense's most valuable player while also pacing the defense with 83 tackles... Majored in physical education at Michigan... Earned the Wolverines' Athletic Achievement Award during his redshirt season in 2009... Last name is pronounced SKO-field... Michael Ross Schofield III was born on Nov. 15, 1990, in Orland Park, Ill.

SCHOFIELD'S REGULAR SEASON RECORD

Year	Club	G	S
2014	Denver	0	0
2015	Denver	13	13
2016	Denver	8	8
CAREER TOTALS		21	21

SCHOFIELD'S POSTSEASON RECORD

Year	Club	G	S
2015	Denver	3	3
CAREER TOTALS		3	3



TREVOR SIEMIAN

13

QUARTERBACK

6-3 • 215 • 2ND YR. • NORTHWESTERN

BORN: Dec. 26, 1991, in Windermere, Fla.

HIGH SCHOOL: Olympia High School, Windermere, Fla.

ACQUIRED: Draft #7a (250th overall), 2015

NFL YEAR: 2nd • YEAR WITH BRONCOS: 2nd

NFL GAMES PLAYED/STARTED: 8/7



SIEMIAN AT A GLANCE:

- A second-year quarterback who has appeared in eight games (7 starts) for Denver, completing 132-of-214 passes (61.7 pct.) for 1,487 yards with eight touchdowns and four interceptions (87.1 rtg.).
- Spent his rookie season in 2015 with Denver on the active roster and appeared in one regular-season game.
- Played 44 games (14 starts) in his career at Northwestern University, completing 550-of-934 passes (58.9 pct.) for 5,931 yards with 27 touchdowns and 24 interceptions in addition to rushing for six touchdowns.
- Finished his career ranked fourth all-time at NU in career passing yardage (5,931), fourth in completions (550), sixth in total offense (5,908 yds.) despite only starting 14 games.
- Selected by the Broncos in the seventh round (250th overall) of the 2015 NFL Draft.

CAREER TRANSACTIONS: Signed by Denver as a draft choice 5/15/15.


2016: Siemian posted a win in his first NFL start vs. Car. (9/8), finishing the regular-season opener 18-of-26 passing (69.2 pct.) with one touchdown and two interceptions (69.1 rtg.) in addition to rushing five times for 20 yards (4.0 avg.)... Completed 22-of-33 passes (66.7 pct.) for 266 yards with one interception vs. Ind. (9/18)... Became the first player in NFL history with 300 passing yards, four passing touchdowns and zero interceptions in his first career road start at Cin. (9/25)... Finished the game 23-of-35 for 312 yards (65.7 pct.) with four touchdowns (132.1 rtg.)... Completed five-of-seven passes for 68 yards with one touchdown (141.7 rtg.) before leaving with a left shoulder (non-throwing) injury at T.B. (10/2)... Was inactive vs. Atl. (10/9)... Completed 30-of-50 passes (60.0 pct) for 230 yards with one touchdown (77.9 rtg.) at S.D. (10/13)... Finished 14-of-25 passing for 157 yards with one touchdown (88.2 rtg.) vs. Hou. (10/24)... Completed 20-of-38 passes for 276 yards with one interception vs. S.D. (10/30).

2015: Selected by the Broncos in the seventh round (250th overall) of the 2015 NFL Draft, Siemian was active for six games regular season games and played in one contest... Took one snap in his NFL debut at Pit. (12/20)... Inactive for Denver's three playoff contests.

COLLEGE: Siemian played 44 games (14 starts) during his career at Northwestern University, completing 550-of-934 passes (58.9 pct.) for 5,931 yards with 27 touchdowns and 24 interceptions in addition to rushing for six scores... Started all 11 games played his redshirt senior season, recording 228 completions on 392 attempts for 2,214 yards with seven touchdown and 11 interceptions in addition to five rushing touchdowns before missing the remainder of the season with a torn ACL... Saw action in all 12 games as a junior, completing 178-of-298 passes for 2,149 yards with 11 touchdowns and nine interceptions.

PERSONAL: Siemian threw for an Orange County-record 6,144 career yards and 53 touchdowns in three seasons at Olympia High School in Windermere, Fla., and was named the *Orlando Sentinel's* 2009 Central Florida Offensive Player of the Year... Selected a first-team All-Central Florida pick in 2009 and a second-team choice in 2008 as well as first-team all-metro in 2009... Also lettered in baseball... Majored in communication studies at Northwestern... Last name is pronounced sim-EE-in... Trevor Siemian was born on Dec. 26, 1991, in Windermere, Fla.

SIEMIAN'S REGULAR SEASON RECORD

Year	Club	PASSING										LG	Sack/Yds.	Rtg.
		G	S	Att.	Comp.	Pct.	Yds.	Yds./Att.	TD	%	Int.	%		
2015	Denver	1	0	0	0	—	0	—	0	—	0	—	0/0	—
2016	Denver	7	7	214	132	61.7	1,487	6.9	8	3.7	4	1.9	55t	11/67 87.1
CAREER TOTALS		8	7	214	132	61.7	1,487	6.9	8	3.7	4	1.9	55t	11/67 87.1

SIEMIAN'S SINGLE-GAME HIGHS

(Postseason in parentheses)

Pass attempts — 50 at San Diego, 10/13/16. **Pass completions** — 30 at San Diego, 10/13/16. **Passing yards** — 312 at Cincinnati, 9/25/16. **Completion percentage** (min. 10 att.) — 69.2% vs. Carolina, 9/8/16. **Touchdown passes** — 4 at Cincinnati, 9/25/16. **Longest pass completion** — 55t at Cincinnati, 9/25/16.

TREVOR SIEMIAN'S 2016 GAME-BY-GAME

(Victories asterisked)

2016 DENVER (6-2)		PASSING									RUSHING				
Opponent	P/S	Att.	Comp.	Yds.	Pct.	TD	INT	LG	S/Yds.	Rtg.	Att.	Yds.	Avg.	LG	TD
vs. Car. (9/8)*	S	26	18	178	69.2	1	2	25t	2/19	69.1	5	20	4.0	11	0
vs. Ind. (9/18)*	S	33	22	266	66.7	0	1	44	1/0	78.6	1	7	7.0	7	0
at Cin. (9/25)*	S	35	23	312	65.7	4	0	55t	2/9	132.1	3	5	1.7	5	0
at T.B. (10/2)*	S	7	5	68	71.4	1	0	19	3/20	141.7	0	0	—	—	0
vs. Atl. (10/9)								INACTIVE							
at S.D. (10/13)	S	50	30	230	60.0	1	0	20	2/10	77.9	1	1	1.0	1	0
vs. Hou. (10/24)*	S	25	14	157	56.0	1	0	31	0/0	88.2	1	-1	-1.0	-1	0
vs. S.D. (10/30)*	S	38	20	276	52.6	0	1	40	1/9	65.2	3	-2	-0.7	0	0
Season Totals	7/7	214	132	1,487	61.7	8	4	55t	11/67	87.1	14	30	2.1	11	0



JUSTIN SIMMONS

31

SAFETY



6-2 • 202 • BOSTON COLLEGE

BORN: Nov. 19, 1993, in Manassas, Va.

HIGH SCHOOL: Martin County High School, Stuart, Fla.

ACQUIRED: Draft #3 (98th overall), 2016

NFL YEAR: 1st • YEAR WITH BRONCOS: 1st

NFL GAMES PLAYED/STARTED: 5/0

SIMMONS AT A GLANCE:

- A rookie safety who opened 32-of-50 games at Boston College, racking up 229 tackles (165 solo), eight interceptions (50 yds.), 22 passes defended, four forced fumbles, four fumble recoveries and one sack (15 yds.).
- Attended Martin County High School in Stuart, Fla., earning All-Area Defensive Player of the Year honors in addition to being named second-team All-Florida.
- Selected by the Broncos in the third round (98th overall) of the 2016 NFL Draft.



2016: Selected by the Broncos in the third round (98th overall) of the 2016 NFL Draft, Simmons posted one solo tackle in his NFL debut vs. Car. (9/8)... Notched four solo tackles vs. Ind. (9/18)... Was inactive at Cin. (9/25)... Saw action on special teams at T.B. (10/2)... Was inactive vs. Atl. (10/9) and at T.B. (10/13)... Posted one solo tackle vs. Hou. (10/24)... Sacked Philip Rivers (9 yds.) vs. S.D. (10/30).

COLLEGE: Simmons opened 32-of-50 games at Boston College, racking up 229 tackles (165 solo), eight interceptions (50 yds.), 22 passes defended, four forced fumbles, four fumble recoveries and one sack (15 yds.)... Started all 12 games at safety for the nation's top-ranked defense (254.3 ypg.) as a senior... Finished with 67 tackles (49 solo), five interceptions (28 yds.), seven passes defended, two forced fumbles and three fumble recoveries, earning All-Atlantic Coast Conference second-team honors... Opened all 13 games in his junior campaign, starting the first seven contests at safety before moving to cornerback for the final six games... Led the team with 76 tackles (63 solo) and added two interceptions (20 yds.), seven passes defended and one sack (15 yds.)... Saw action in all 13 games as a sophomore, recording 34 tackles (22 solo), three passes defended and one fumble recovery... Appeared in all 12 games as a true-freshman, starting six contests at safety and one at cornerback.

HIGH SCHOOL: Simmons attended Martin County High School in Stuart, Fla., where he earned All-Area Defensive Player of the Year honors from *Scripps Treasure Coast Newspapers*... Named second-team all-state as a senior in addition to first-team all-area as a junior and senior... Played in the Palm Beach County-Treasure Coast Senior All-Star Game... Totaled 24 career interceptions and returned two for touchdowns in addition to seeing action at wide receiver and running back.

PERSONAL: Simmons majored in communications at Boston College and was presented with the Jay McGillis Memorial Scholarship... Justin Simmons was born on Nov. 19, 1993, in Manassas, Va.

SIMMONS'S REGULAR SEASON RECORD

Year	Club	G	S	UT	A	TT	S-Yds.	I-Yds.	PD	FF	FR	TD-Int.	TD-FR	S	Pts.
2016	Denver	5	0	7	0	7	1-9	0-0	0	0	0	0	0	0	0
CAREER TOTALS		5	0	7	0	7	1-9	0-0	0	0	0	0	0	0	0

JUSTIN SIMMONS'S 2016 GAME-BY-GAME

(Victories asterisked)

2016 DENVER (6-2)			TACKLES											
Date	Opponent	P/S	UT	A	TT	S-Yds.	I-Yds.	PD	FF	FR				
Sep 8	vs. Carolina*	P	1	0	1	0-0	0-0	0	0	0				
Sep 18	vs. Indianapolis*	P	4	0	4	0-0	0-0	0	0	0				
Sep 25	at Cincinnati*			INACTIVE										
Oct 2	at Tampa Bay*	P	0	0	0	0-0	0-0	0	0	0				
Oct 9	vs. Atlanta			INACTIVE										
Oct 13	at San Diego			INACTIVE										
Oct 24	vs. Houston*	P	1	0	1	0-0	0-0	0	0	0				
Oct 30	vs. San Diego*	P	1	0	1	1-9	0-0	0	0	0				
Season Totals			5/0	7	0	7	1-9	0-0	0	0	0			



DONALD STEPHENSON 71

OFFENSIVE TACKLE

6-6 • 312 • 5TH YR. • OKLAHOMA

BORN: Sept. 30, 1988, in Kansas City, Mo.

HIGH SCHOOL: Blue Springs High School, Kansas City, Mo.

ACQUIRED: Unrestricted Free Agent (Kansas City), 2016

NFL YEAR: 5th • **YEAR WITH BRONCOS:** 1st

NFL GAMES PLAYED/STARTED: 65/26 • **POSTSEASON GP/GS:** 3/3



STEPHENSON AT A GLANCE:

- A fifth-year offensive tackle who started 26-of-65 regular-season games played and all three postseason contests during his first four NFL seasons with Kansas City (2012-15) and Denver (2016).
- Started 15 games at left tackle, eight games at right tackle and one game as a short-yardage tight end in his first four years in the league.
- Saw action in all 16 games (6 starts at LT, 1 start at RT) in 2015 in addition to opening both postseason contests for the Chiefs at right tackle.
- Appeared in 32 games (23 starts at LT) along the offensive line at the University of Oklahoma, earning All-Big 12 Conference honorable-mention honors as senior in 2011.
- Joined the Broncos as an unrestricted free agent on March 9, 2016.
- Selected by Kansas City in the third round (74th overall) of the 2012 NFL Draft.

CAREER TRANSACTIONS: Signed by Kansas City as a draft choice 5/17/12; Signed by Denver as an unrestricted free agent 3/9/16.



2016: Stephenson started at right tackle vs. Car. (9/8)... Opened the game at right tackle before leaving in the first quarter with a calf injury vs. Ind. (9/18)... Was inactive at Cin. (9/25), at T.B. (10/2) and vs. Atl. (10/9)... Started at right tackle at S.D. (10/13) after missing three games with an injury... Opened at right tackle vs. Hou. (10/24) and vs. S.D. (10/30).

2015: Stephenson appeared in all 16 regular-season games (7 starts) for the third time in his career and made two postseason starts... Opened the first six games of the season at left tackle before starting the season finale at right tackle... Helped the Chiefs rush for the sixth most yards per game (127.8) in the NFL... Allowed two or less sacks for the third consecutive season according to STATS, LLC... Started at right tackle in Kansas City's AFC Wild Card Playoff Game vs. Hou. (1/9) and AFC Divisional Playoff Game at N.E. (1/16).

2014: Stephenson appeared in 12 regular-season games for the Chiefs, allowing two sacks according to STATS, LLC... Helped the Chiefs rank 10th in the league in rushing yards per game (119.9) as RB Jamaal Charles posted his third consecutive 1,000-yard season... Made his season debut in Week 5 at S.F. (10/5).

2013: Stephenson started 7-of-16 games played and one postseason contest... Started three games at right tackle before shifting to left tackle for the final four games of the season... Contributed to Charles' 1,287-yard rushing total... Started at right tackle in the Chiefs' AFC Wild Card Playoff Game at Ind. (1/4).

2012: Selected by the Chiefs in the third round (74th overall) of the 2012 NFL Draft, Stephenson started seven games and saw action in every regular-season contest as a rookie... Made his NFL debut on special teams vs. Atl. (9/9)... Made his first career start as short-yardage tight end at S.D. (11/1)... Started at left tackle in five of the final six games of the season.

COLLEGE: Stephenson appeared in 32 games at the University of Oklahoma with all 23 of his starts coming at left tackle between his junior and senior seasons... Opened 13 contests at left tackle his senior campaign en route to earning All-Big 12 Conference honorable mention honors... Saw action in 14 games (10 starts) his junior season.

PERSONAL: Stephenson attended Blue Springs High School outside of Kansas City, Mo., where he was named all-league as a junior... Missed most of his senior season due to injury... Donald Stephenson was born on Sept. 30, 1988, in Kansas City, Mo.

STEPHENSON'S REGULAR SEASON RECORD

Year	Club	G	S
2012	Kansas City	16	7
2013	Kansas City	16	7
2014	Kansas City	12	0
2015	Kansas City	16	7
2016	Denver	5	5
CAREER TOTALS		65	26

ADDITIONAL STATISTICS: Miscellaneous tackles — 2016 (1), TOTAL (1). Miscellaneous FR — 2015 (1), TOTAL (1).

STEPHENSON'S POSTSEASON RECORD

Year	Club	G	S
2013	Kansas City	1	1
2015	Kansas City	2	2
CAREER TOTALS		3	3



DARIAN STEWART

26

SAFETY



5-11 • 214 • 7TH YR. • SOUTH CAROLINA

BORN: Aug. 4, 1988, in Hunstville, Ala.

HIGH SCHOOL: Lee High School, Hunstville, Ala.

ACQUIRED: Unrestricted Free Agent (Baltimore), 2015

NFL YEAR: 7th • **YEAR WITH BRONCOS:** 2nd

NFL GAMES PLAYED/STARTED: 92/54 • **POSTSEASON GP/GS:** 5/5

STEWART AT A GLANCE:

- A seventh-year safety who appeared in 92 career regular-season games (54 starts) with St. Louis (2010-13), Baltimore (2014) and Denver (2015-16) in addition to starting five postseason contests.
- Totaled 289 tackles (208 solo), four interceptions (52 yds.), 32 passes defended, five forced fumbles, four fumble recoveries, 24 special-teams stops and one blocked punt during his first six NFL seasons.
- Started 13-of-15 games played for Denver in 2015, posting 59 tackles (46 solo), one interception, 10 passes defended, one forced fumble and two fumble recoveries.
- Saw action in all 16 games (14 starts) for the first time in his career with Baltimore in 2014, finishing fourth on the Ravens with 53 tackles (37 solo) and adding four passes defended, one forced fumble and one blocked punt.
- Competed in the first two postseason games of his career for Baltimore in 2014 and recorded three tackles, one interception, one fumble recovery and two passes defended.
- Played in 50 games (36 starts) at the University of South Carolina, totaling 197 tackles, two interceptions, 22 passes defended, four forced fumbles and four fumble recoveries.
- Joined the Broncos as an unrestricted free agent (Baltimore) on March, 12, 2015.
- Entered the NFL with St. Louis as a college free agent on April 26, 2010.

CAREER TRANSACTIONS: Signed by St. Louis as a college free agent 4/26/10; Signed by Baltimore as an unrestricted free agent 3/23/14; Signed by Denver as an unrestricted free agent 3/12/15.



2016: Stewart totaled five solo tackles vs. Car. (9/8)... Tallied one solo stop vs. Ind. (9/18)... Recorded six tackles (4 solo) at Cin. (9/25)... Notched four solo tackles at T.B. (10/2)... Posted three tackles (2 solo) vs. Atl. (10/9)... Totaled six tackles (5 solo) at S.D. (10/13)... Notched five tackles (2 solo) vs. Hou. (10/24)... Intercepted Philip Rivers (25 yds.) and finished with three solo tackles vs. S.D. (10/30).

2015: Stewart started 13-of-15 regular-season games played in 2015, posting 59 tackles (46 solo), one interception, 10 passes defended, one forced fumble and two fumble recoveries... Totaled 10 tackles (7 solo), one sack (8 yds.), one interception (8 yds.), one forced fumble and three passes defended in three postseason starts... Intercepted Ravens QB Joe Flacco in the end zone with 0:28 seconds left in the fourth quarter to seal Denver's season-opening victory vs. Bal. (9/13)... Matched his career high with three passes defended and added four solo tackles vs. N.E. (11/29)... Posted five tackles (4 solo) and one special-teams stop in Denver's AFC Divisional Playoff Game vs. Pit. (1/17)... Intercepted Patriots QB Tom Brady and added three tackles (1 solo) in Denver's AFC Championship Game vs. N.E. (1/24)... Recorded three solo tackles, one sack (8 yds.), two passes defended and one forced fumble Denver's Super Bowl 50 victory vs. Car. (2/7).

2014: Stewart saw action in all 16 games (14 starts) for the first time in his career with Baltimore in 2014, producing 53 tackles (37 solo), four passes defended, one forced fumble and one blocked punt... Started the first two playoff games of his career and tallied three tackles (3 solo), two passes defended, one interception and one forced fumble... Made a season-high nine tackles in his Ravens debut vs. Cin. (9/7)... Blocked a punt that was returned 11 yards for a touchdown vs. Jac. (12/14)... Started and recorded one solo tackle, one interception, two passes defended and one fumble recovery in Baltimore's AFC Wild Card Playoff Game at Pit. (1/3).

2013: Stewart appeared in 13 games (6 starts) for the Rams and collected 36 tackles (30 solo), five passes defended, one forced fumble, one fumble recovery and three special-teams stops... Notched a season-best nine tackles (8 solo) and posted two passes defended vs. N.O. (12/15)... Forced a fumble and returned it 19 yards vs. Jac. (10/6).

2012: Stewart played 12 games for St. Louis and registered six solo tackles, one pass defended and six special-teams stops... Recorded three solo tackles each at Buf. (12/9) and vs. Ari. (10/4).

2011: Stewart appeared in 15 games (13 starts) for the Rams and recorded 91 tackles, three sacks (23 yds.), one interception, 10 passes defended, two forced fumbles and seven special-teams stops... Led the Rams in passes defended (10) and ranked third on the team in tackles (91)... Posted a career-high 12 tackles (7 solo) to go along with one sack (8 yds.) and one special-teams stop vs. Sea. (11/20)... Returned his first career interception 27 yards for a touchdown vs. N.O. (10/30).

2010: Stewart, who entered the NFL with St. Louis as a college free agent, played 13 games as a rookie and recorded 11 tackles (8 solo) to go along with one sack (8 yds.), one pass defended and four special-teams stops.

COLLEGE: Stewart played 50 games (36 starts) for the University of South Carolina, compiling 197 tackles, two interceptions, 22 passes defended, four forced fumbles and four fumble recoveries... Started all 13 games his senior season and was selected to play the East-West Shrine Game.

PERSONAL: Stewart played running back and free safety at Lee High School in Hunstville, Ala., where he was selected at the *Hunstville Times'* Super All-Metro Most Valuable Player as a senior... Excelled on the basketball court as a point guard, lettering four times and being named City MVP in 2004... Darian Stewart was born on Aug. 4, 1988, in Hunstville, Ala.

STEWART'S REGULAR SEASON RECORD

Year	Club	G	S	UT	A	TT	S-Yds.	I-Yds.	PD	FF	FR	TD-Int.	TD-FR	S	Pts.
2010	St. Louis	13	0	8	3	11	1-8	0	2	0	1	0	0	0	0
2011	St. Louis	15	13	55	36	91	3-23	1-27	11	2	0	1	0	0	6
2012	St. Louis	12	0	6	0	6	0-0	0	0	0	0	0	0	0	0
2013	St. Louis	13	6	30	6	36	0-0	0	5	1	1	0	0	0	0
2014	Baltimore	16	14	37	16	53	0-0	1-0	3	1	0	0	0	0	0
2015	Denver	15	13	46	13	58	0-0	1-0	10	1	2	0	0	0	0
2016	Denver	8	8	26	7	33	0-0	1-25	1	0	0	0	0	0	0
CAREER TOTALS		92	54	208	81	289	4-31	4-52	32	5	4	1	0	0	6
BRONCOS TOTALS		23	21	72	20	92	0-0	2-25	11	1	2	0	0	0	0

ADDITIONAL STATISTICS: Special-teams tackles — 2010 (4), 2011 (7), 2012 (6), 2013 (3), 2015 (4), TOTAL (24). Blocked a punt that was returned by Baltimore's Kamar Aiken for a TD vs. Jacksonville (12/14/14).

STEWART'S POSTSEASON RECORD

Year	Club	G	S	UT	A	TT	S-Yds.	I-Yds.	PD	FF	FR	TD-Int.	TD-FR	S	Pts.
2014	Baltimore	2	2	3	0	3	0-0	1-0	2	0	1	0	0	0	0
2015	Denver	3	3	8	3	11	1-8	1-8	3	1	0	0	0	0	0
CAREER TOTALS		5	5	11	3	14	1-8	2-8	3	1	1	0	0	0	0

ADDITIONAL STATISTICS: Special-teams tackles — 2015 (1), TOTAL (1).

STEWART'S SINGLE GAME HIGHS

(Postseason in parentheses)

Tackles — 12 vs. Seattle, 11/20/11 (5 vs. Pittsburgh, 1/17/15). **Interceptions** — 1, four times, last vs. San Diego, 10/30/16 (1, twice, last vs. New England, 1/16/16). **Interception return yards** — 27 vs. New Orleans, 10/30/11 (8 vs. New England, 1/24/16). **Passes Defended** — 3, three times, last vs. New England, 11/29/15 (2, twice, last vs. Carolina, 2/7/16). **Fumble recoveries** — 1, four times, last vs. San Diego, 12/6/15 (1 at Pittsburgh, 1/3/15). **Fumble return yards** — 19 vs. Jacksonville, 10/6/13 (0 at Pittsburgh, 1/3/15).

DARIAN STEWART'S 2016 GAME-BY-GAME

(Victories asterisked)

2016 DENVER (6-2)		TACKLES													
Date	Opponent	P/S	UT	A	TT	S-Yds.	I-Yds.	PD	FF	FR					
Sep 8	vs. Carolina*	S	5	0	5	0-0	0-0	0	0	0					
Sep 18	vs. Indianapolis*	S	1	0	1	0-0	0-0	0	0	0					
Sep 25	at Cincinnati*	S	4	2	6	0-0	0-0	0	0	0					
Oct 2	at Tampa Bay*	S	4	0	4	0-0	0-0	0	0	0					
Oct 9	vs. Atlanta	S	2	1	3	0-0	0-0	0	0	0					
Oct 13	at San Diego	S	5	1	6	0-0	0-0	0	0	0					
Oct 24	vs. Houston*	S	2	3	5	0-0	0-0	0	0	0					
Oct 30	vs. San Diego*	S	3	0	3	0-0	1-25	1	0	0					
Season Totals			8/8	26	7	33	0-0	1-25	1	0	0				



AQIB TALIB

21

CORNERBACK



6-1 • 205 • 9TH YR. • KANSAS

BORN: Feb. 13, 1986, in Cleveland

HIGH SCHOOL: Berkner High School, Richardson, Texas

ACQUIRED: Unrestricted Free Agent (New England), 2014

NFL YEAR: 9th • YEAR WITH BRONCOS: 3rd

NFL GAMES PLAYED/STARTED: 114/100 • POSTSEASON GP/GS: 8/8

TALIB AT A GLANCE:

- A ninth-year cornerback who appeared in 114 career regular-season games (100 starts) with Tampa Bay (2008-12), New England (2012-13) and Denver (2014-16) in addition to starting eight postseason contests.
- Totaled 398 tackles (313 solo), one sack (8 yds.), 33 interceptions (619 yds.), 110 passes defended, three forced fumbles and three fumble recoveries during his first eight seasons in the NFL.
- Posted the most interceptions (33) in the NFL among cornerbacks since he entered the league and is one of just four players at his position to be selected to the Pro Bowl in each of the last three seasons.
- Ranks first in the NFL with nine interceptions returned for touchdowns since becoming a regular starter in 2009.
- Earned his third consecutive Pro Bowl nod in 2015, finishing the season with 45 tackles (39 solo), three interceptions (123 yds., 2 TDs) and 13 passes defended.
- Selected to his second consecutive Pro Bowl in his first year with the Broncos in 2014 after ranking third in the NFL opponent quarterback rating (72.2) when targeted defensively, according to Pro Football Focus.
- Helped Denver's defense allow the fewest yards per attempt (6.02) in the NFL as one of three Pro Bowlers in the Bronco's secondary in 2014.
- Named to his first career Pro Bowl in 2013 in addition to being recognized as a second-team All-Pro selection by the Associated Press.
- Selected as the NFL Alumni Defensive Back of the Year following his 2010 season when he totaled a career-high six interceptions for Tampa Bay.
- Named Conference Defensive Player of the Week on two occasions: at Arizona (10/31/10) and at San Diego (12/14/14).
- Matched a Buccaneers franchise record with a career-best three interceptions at Washington (10/4/09).
- Started 32-of-34 games played at the University of Kansas and earned consensus first-team All-America honors and unanimous first-team All-Big 12 Conference recognition following his final season for the Jayhawks in 2007.
- Joined the Broncos as an unrestricted free agent (New England) on March 12, 2014.
- Selected by Tampa Bay in the first round (20th overall) of the 2008 NFL Draft.

CAREER TRANSACTIONS: Signed by Tampa Bay as a draft choice 7/25/08; Traded to New England 11/1/12; Signed by Denver as an unrestricted free agent 3/12/14.

21's TROPHY CASE

Pro Bowls (3) 2013-15

All-Pro (Second Team) (1) 2013

TALIB FINDS THE END ZONE

BRONCOS WITH MULTIPLE INTERCEPTIONS RETURNED FOR A TOUCHDOWN, SINGLE SEASON

Player	Year	No.
Nemiah Wilson	1967	2
John Rowser	1976	2
Mike Harden	1986	2
Jimmy Spencer	2000	2
Deltha O'Neal	2002	2
Champ Bailey	2005	2
Chris Harris Jr.	2012	2
Aqib Talib	2014	2
Aqib Talib	2015	2

TALIB RACKS UP THE INTERCEPTIONS

MOST INTERCEPTIONS BY A CB, NFL, (2008-PRES.)

	Player	No.
1.	Aqib Talib, T.B./N.E./Den.	33
2.	Asante Samuel, Phi./Atl.	29
	Tramon Williams, G.B.	29
4.	Richard Sherman, Sea.	28
5.	Brent Grimes, Atl./Mia.T.B.	27

MOST INTERCEPTIONS FOR A TD, NFL, (2008-PRES.)

	Player	No.
1.	Aqib Talib, T.B./N.E./Den.	9
2.	Charles Tillman, Chi.	7
	Charles Woodson, G.B./Oak.	7
4.	Dominique Rodgers-Cromartie, Ari./Phi./Den./NYG	6



2016: Talib had one tackle and one pass defended vs. Car. (9/8)... Recorded his ninth career interception returned for a touchdown (46 yds.)—his Broncos' franchise-record fifth—and added two solo tackles and two passes defended vs. Ind. (9/18)... Notched five solo tackles and one pass defended at Cin. (9/25)... Intercepted a pair of passes (40 yds.) and added three solo tackles and two passes defended in his first game at Tampa Bay (10/2) since spending the first four seasons of his career with the club... Registered two tackles (1 solo) and two passes defended vs. Atl. (10/9)... Totaled three solo tackles at S.D. (10/13)... Recorded four tackles (3 solo) and three passes defended vs. Hou. (10/24)... Was inactive vs. S.D. (10/30).

2015: Talib became one of four cornerbacks to be selected to the last three Pro Bowls with his third career nod after posting 45 tackles (39 solo), three interceptions (123. yds., 2 TDs) and 14 passes defended... Recorded 14 tackles (13 solo) and six passes defended in Denver's three postseason contests... Intercepted Ravens QB Joe Flacco and returned it 51 yards for his seventh-career pick-six vs. Bal. (9/13)... Blocked an extra point at Det. (9/27)... Intercepted Browns QB Josh McCown at Cle. (10/18) and returned it 63 yards for a touchdown—tying him for the most interception returns for touchdown in a career (4) in Broncos history and giving him the most interceptions returned for touchdown since entering the league in 2008... Posted four solo tackles and two passes defended in Denver's AFC Divisional Playoff Game vs. Pit. (1/17)... Tallied five tackles (4 solo) and two passes defended in Denver's AFC Championship Game vs. N.E. (1/24)... Recorded five solo tackles and two passes defended in Denver's Super Bowl 50 victory vs. Car. (2/7).

2014: Talib started 15 regular-season games and earned his second consecutive Pro Bowl selection after totaling 63 tackles (54 solo), four interceptions (62 yds.), 17 passes defended, one sack (8 yds.) and one forced fumble... Returned two of his interceptions for touchdowns to become the eighth Bronco with multiple interception returns for touchdowns in franchise history (single season)... Secured the Broncos' win at NYJ (10/12) with a 22-yard interception return for a touchdown with 15 seconds remaining in the contest... Named AFC Defensive Player of the Week for his season-high eight tackles, one interception and three passes defended in the team's win at S.D. (12/14), becoming the first NFL cornerback and fourth player in 2014 to reach those marks in a single game... Picked off quarterback Andy Dalton at Cin. (12/22) and returned the interception 33 yards for a touchdown on *Monday Night Football*... Recorded his first career sack (8 yds.) vs. Oak. (12/28).

2013: Talib started all 13 games played for the Patriots and earned his first career Pro Bowl selection in addition to being named second-team All-Pro by the Associated Press... Totaled 44 tackles (35 solo), four interceptions (12 yds.), 14 passes defended, one forced fumble and one fumble recovery in the regular season... Added five tackles (3 solo) in two postseason starts... Combined to make four interceptions in Weeks 2-4 to represent the second three-game interception streak of his career... Matched his career high with three takeaways (2 INTs, 1 FF) vs. NYJ (9/12)... Tied a career high with four passes defended at Atl. (9/29).

2012: Talib started 9-of-10 games played with Tampa Bay and New England, splitting time between the two clubs after a mid-season trade... Tallied 40 tackles (33 solo), two interceptions (59 yds.), 10 passes defended and one fumble recovery on defense... Appeared in the season's first four games for the Buccaneers and recorded 21 tackles (20 solo), one interception and seven passes defended... Blocked his first career punt in the season opener vs. Car. (9/9)... Traded to New England on Nov. 1 along with a 2013 seventh-round draft pick in exchange for a 2013 fourth-round selection... Opened 5-of-6 regular-season games for the Patriots and registered 19 tackles (13 solo), one interception (59 yds.), two passes defended and one fumble recovery... Started both of New England's playoff games and contributed 10 tackles (9 solo) and one pass defended... Intercepted Colts quarterback Andrew Luck and returned it 59 yards for a touchdown vs. Ind. (11/18) in his first game with the Patriots... Posted a career-best 10 tackles (9 solo) in New England's AFC Divisional Playoff Game vs. Hou. (1/13).

2011: Talib opened all 13 games played for Tampa Bay and totaled 42 tackles (41 solo), two interceptions (55 yds., 2 TDs), 11 passes defended and one forced fumble... Scored on a 27-yard interception return and forced a fumble at Ten. (11/27)... Placed on injured reserve (hamstring) on Dec. 19.

2010: Talib started all 11 games he appeared in for the Buccaneers and made a career-high six interceptions (91 yds.) to go along with 50 tackles (47 solo) and 11 passes defended... Named NFL Alumni Defensive Back

TALIB A PRO BOWLER IN THREE STARIGHT YEARS

MOST PRO BOWL SELECTIONS BY AN NFL CORNERBACK SINCE 2013

Player	Team(s)	No.
Aqib Talib	N.E./Den.	3
Patrick Peterson	Ari.	3
Richard Sherman	Sea.	3
Darellle Revis	N.E./NYJ	3

of the Year, joining teammate Ronde Barber (2001) as the only players in franchise history to receive the honor... Recorded interceptions in his first three games of the season... Selected as NFC Defensive Player of the Week after posting two interceptions, including one returned 45 yards for a score, at Ari. (10/31)... Placed on injured reserve (hip) on Dec. 6.

2009: Talib started 15 games for Tampa Bay and tallied a personal-best 69 tackles (62 solo), 15 passes defended and one fumble recovery in addition to intercepting five passes.

2008: Selected by Tampa Bay in the first round (20th overall) of the 2008 NFL Draft, Talib appeared in 15 games (2 starts) as a rookie and contributed 27 tackles (19 solo), four interceptions (32 yds.) and nine passes defended... Recorded his first career interception vs. Atl. (9/14).

COLLEGE: Talib opened 32-of-34 career games played at the University of Kansas and totaled 162 tackles, 13 interceptions, 43 passes defended, two forced fumbles and two fumble recoveries for the Jayhawks... Declared for the NFL Draft following his junior season after being named a consensus first-team All-American and unanimous first-team All-Big 12 Conference selection... Named MVP of the 2008 Orange Bowl vs. Virginia Tech (1/3/08) after giving Kansas its first lead with a 60-yard interception returned for a touchdown.

PERSONAL: Talib attended Berkner High School in Richardson, Texas, where he was a first-team all-district and all-city defensive back... Aqib Talib (pronounced UH-keeb TUH-leeeb) was born on Feb. 13, 1986, in Cleveland.

TALIB'S REGULAR SEASON RECORD

Year	Club	G	S	UT	A	TT	S-Yds.	I-Yds.	PD	FF	FR	TD-Int.	TD-FR	S	Pts.
2008	Tampa Bay	15	2	19	8	27	0-0	4-32	9	0	0	0	0	0	0
2009	Tampa Bay	15	15	62	7	69	0-0	5-99	15	0	1	0	0	0	0
2010	Tampa Bay	11	11	47	3	50	0-0	6-91	11	0	0	1	0	0	6
2011	Tampa Bay	13	13	41	1	42	0-0	2-55	11	1	0	2	0	0	12
2012	T.B./N.E.	10	9	33	7	40	0-0	2-59	9	0	1	1	0	0	6
2013	New England	13	13	35	9	44	0-0	4-12	14	1	1	0	0	0	0
2014	Denver	15	15	54	9	63	1-8	4-62	16	1	0	2	0	0	12
2015	Denver	15	15	39	6	45	0-0	3-123	13	0	0	2	0	0	12
2016	Denver	7	7	17	3	20	0-0	2-86	11	0	0	1	0	0	6
CAREER TOTALS		114	100	317	55	400	1-8	33-619	110	3	3	9	0	0	54
BRONCOS TOTALS		37	37	111	18	129	1-8	10-271	40	1	0	5	0	0	30

ADDITIONAL STATISTICS: Blocked a punt vs. Carolina, 9/9/12. Blocked an extra point at Detroit, 9/27/15

TALIB'S POSTSEASON RECORD

Year	Club	G	S	UT	A	TT	S-Yds.	I-Yds.	PD	FF	FR	TD-Int.	TD-FR	S	Pts.
2012	New England	2	2	9	1	10	0-0	0-0	1	0	0	0	0	0	0
2013	New England	2	2	3	2	5	0-0	0-0	0	0	0	0	0	0	0
2014	Denver	1	1	4	0	4	0-0	0-0	1	0	0	0	0	0	0
2015	Denver	3	3	13	1	14	0-0	0-0	6	0	0	0	0	0	0
CAREER TOTALS		8	8	29	4	33	0-0	0-0	8	0	0	0	0	0	0

TALIB'S SINGLE GAME HIGHS

(Postseason in parentheses)

Tackles — 9 vs. Carolina, 11/14/10 (10 vs. Houston, 1/13/13). **Interceptions** — 3 at Washington, 10/4/09 (none). **Interception return yards** — 63 at Cleveland, 10/18/15 (None). **Passes Defended** — 4, twice, last at Atlanta, 9/29/13 (2, three times, last vs. Carolina, 2/7/16). **Sacks** — 1 vs. Oakland, 12/28/14 (None). **Sack yards** — 8 vs. Oakland, 12/28/14 (None).

TALIB'S INTERCEPTIONS BY QUARTERBACK

Quarterback	INTs	Quarterback	INTs
Jason Campbell	3	Max Hall	1
Matt Ryan	3	Matt Hasselbeck	1
Geno Smith	3	Colin Kaepernick	1
Joe Flacco	2	Charlie Batch	1
Andrew Luck	2	Carson Palmer	1
Jameis Winston	2	Philip Rivers	1
Jimmy Clausen	1	Aaron Rodgers	1
Andy Dalton	1	Tony Romo	1
Jake Delhomme	1	Matthew Stafford	1
Derek Anderson	1	Seneca Wallace	1
Josh Freeman	1	Alex Smith	1
Josh McCown	1	Tom Brady	1

AQIB TALIB'S 2016 GAME-BY-GAME

(Victories asterisked)

2016 DENVER (5-2)			TACKLES							
Date	Opponent	P/S	UT	A	TT	S-Yds.	I-Yds.	PD	FF	FR
Sep 8	vs. Carolina*	S	0	1	1	0-0	0-0	1	0	0
Sep 18	vs. Indianapolis*	S	2	0	2	0-0	1-46	2	0	0
Sep 25	at Cincinnati*	S	5	0	5	0-0	0-0	1	0	0
Oct 2	at Tampa Bay*	S	3	0	3	0-0	2-40	2	0	0
Oct 9	vs. Atlanta	S	1	1	2	0-0	0-0	2	0	0
Oct 13	at San Diego	S	3	0	3	0-0	0-0	0	0	0
Oct 24	vs. Houston*	S	3	1	4	0-0	0-0	3	0	0
Oct 30	vs. San Diego*	INACTIVE								
Season Totals		7/7	17	3	20	0-0	3-86	11	0	0



JORDAN TAYLOR

87

WIDE RECEIVER

6-5 • 210 • 1st Yr. • RICE

BORN: Feb. 18, 1992, in Sherman, Texas

HIGH SCHOOL: Dennison (Texas) High School

ACQUIRED: College Free Agent, 2015

NFL YEAR: 1st • YEAR WITH BRONCOS: 1st

NFL GAMES PLAYED/STARTED: 8/0



TAYLOR AT A GLANCE:

- A first-year wide receiver who has appeared in seven games after spending the entire 2015 season competing on Denver's practice squad.
- Started 37-of-42 games at wide receiver for Rice University and amassed 175 receptions for 2,585 yards (14.8 avg.) with 20 touchdowns after converting from quarterback to wide receiver during his redshirt freshman season.
- Entered the NFL with Denver as a college free agent on May 2, 2015.

CAREER TRANSACTIONS: Signed by Denver as a college free agent 5/2/15; Waived by Denver 9/5/15; Signed by Denver (practice squad) 9/7/15.



2016: Taylor made his NFL debut vs. Car. (9/8)... Caught his first career pass (20 yds.) vs. Ind. (9/18)... Saw action on offense and special teams at Cin. (9/25)... Caught one pass for nine yards and made one special-teams tackle at T.B. (10/2)... Played vs. Atl. (10/9)... Caught one pass for one yard at S.D. (10/13)... Saw action vs. Hou. (10/24)... Caught one pass for 35 yards and made one special-teams tackle vs. S.D. (10/30).

2015: Taylor, who entered the NFL with Denver as a college free agent, spent his entire rookie season on the club's practice squad.

COLLEGE: Taylor started 37-of-42 games at wide receiver for Rice University and amassed 175 receptions for 2,585 yards (14.8 avg.) with 20 touchdowns after converting from quarterback to wide receiver during his redshirt freshman season... Recorded 100-yard games on eight occasions... Named a second-team All Conference-USA selection in 2013 and 2014... Finished 2014 with 54 catches for 842 yards (14.8 avg.) with seven touchdowns despite missing three games with an injury... Recorded 48 catches for 780 yards (16.3 avg.) with six scores in his last eight games of the 2014 season.

PERSONAL: Taylor threw for 3,766 yards and 40 touchdowns in addition to rushing for 2,500 yards and 39 touchdowns in his career... Earned all-district and honorable mention all-state honors as a wide receiver as a sophomore before moving to quarterback as a junior... Caught 29 passes for 546 yards (18.8) and 11 touchdowns as a sophomore... Played baseball and earned all-district honors as an outfielder as a junior as a senior... His brother, Ryan, was an offensive lineman at UCLA and is now the offensive line coach at Tyler (Texas) Junior College... Jordan Taylor was born on Feb. 18, 1992, in Sherman, Texas.

TAYLOR'S REGULAR SEASON RECORD

Year	Club	G	S	No.	RECEIVING			LG	TD	SCORING				
					Yds.	Avg.				TDp	TDrt	2pt	Pts.	
2015	Denver	8	0	4	65	16.3		35	0	0	0	0	0	0
2016	Denver	8	0	4	65	16.3		35	0	0	0	0	0	0
CAREER TOTALS														

ADDITIONAL STATISTICS: Special-teams tackles — 2016 (2), TOTAL (2). Special-teams FR — 2016 (1), TOTAL (1).

JORDAN TAYLOR'S 2016 GAME-BY-GAME

(Victories asterisked)

2016 DENVER (5-2)		P/S	No.	RECEIVING			TD	SCORING		
Date	Opponent			Yds.	Avg.	LG		2pt.	Pts.	
Sep 8	vs. Carolina*	P	0	0	—	—	0	0	0	
Sep 18	vs. Indianapolis*	P	1	20	20.0	20	0	0	0	
Sep 25	at Cincinnati*	P	0	0	—	—	0	0	0	
Oct 2	at Tampa Bay*	P	1	9	9.0	9	0	0	0	
Oct 9	vs. Atlanta	P	0	0	—	—	0	0	0	
Oct 13	at San Diego	P	1	1	1.0	1	0	0	0	
Oct 24	vs. Houston*	P	0	0	—	—	0	0	0	
Oct 30	vs. San Diego*	P	1	35	35.0	35	0	0	0	
Season Totals			8/0	4	65	16.3	35	0	0	0



DEMARIUS THOMAS

88

WIDE RECEIVER

6-3 • 229 • 7TH YR. • GEORGIA TECH

BORN: Dec. 25, 1987, in Montrose, Ga.

HIGH SCHOOL: West Laurens High School, Montrose, Ga.

ACQUIRED: Draft #1a (22nd overall), 2010

NFL YEAR: 7th • YEAR WITH BRONCOS: 7th

NFL GAMES PLAYED/STARTED: 93/80 • POSTSEASON GP/GS: 10/10



THOMAS AT A GLANCE:

- A seventh-year wide receiver and three-time Pro Bowl selection who played 93 regular-season games (80 starts) and opened all 10 postseason contests for the Broncos during his first six seasons in Denver.
- Ranks first in franchise history with 44 total games with 100-plus receiving yards—a figure that ranks second in the NFL since 2011 when he recorded his first 100-yard receiving output.
- Surpassed 1,300 receiving yards (1,304) in 2015 to join Marvin Harrison (5) and Torry Holt (4) as the only players in NFL history with four consecutive seasons totaling at least 90 receptions and 1,300 receiving yards.
- Named to his third consecutive Pro Bowl in 2014—tying for the most selections by a wide receiver in Broncos history (Rod Smith)—after setting a franchise single-season record with 1,619 receiving yards and ranking second in team annals with 111 catches on the year.
- Set a team record in 2014 for most 100-yard receiving games (10), reaching the century mark in seven consecutive contests (Games 4-10) to tie for the second-longest streak in league history.
- Combined with teammate Emmanuel Sanders (101-1,404) to record the most receiving yards (3,023) and tie for the most receptions (212) by an offensive tandem in the NFL in 2014—marking the second time a pair of Broncos teammates posted 100-plus receptions in the same season.
- Established a Broncos single-game receiving yardage record with his 226-yard performance vs. Arizona (10/5/14) to earn AFC Offensive player of the Week recognition.
- Ranked second in the NFL with 14 receiving touchdowns and fourth in the league with 1,430 yards on 92 catches in 2013 to earn his second consecutive Pro Bowl selection and Associated Press second-team All-Pro recognition.
- Combined with teammate Eric Decker to represent the most prolific receiving tandem (2,718 yds.) in the NFL in 2013.
- Selected to his first Pro Bowl following the 2012 season in which he caught 94 passes for 1,434 yards (15.3 avg.) with 10 touchdowns, ranking fourth in the league in receiving yards and posting the second-most 25-yard receptions (18) in the NFL.
- Fueled Denver's 29-23 win against Pittsburgh in the AFC Wild Card round (1/8/12) with his four-catch, 204-yard performance that included an 80-yard game-winning touchdown reception on the first play of overtime.
- Totaled eight receptions for 97 yards (12.1 avg.) with one touchdown in his NFL debut vs. Seattle (9/19/10) to mark the second-most catches by a Broncos rookie in his pro debut and become just the ninth player (since 1970) to record at least eight catches in their first NFL game.
- Finished his career at Georgia Tech ranked fourth in school history in receiving yards (2,339), fourth in touchdown catches (15) and seventh in receptions (120).
- Averaged nearly 20 yards per reception during his collegiate career, posting the fifth-best receiving average (19.5) for a career in Atlantic Coast Conference history.
- Selected by the Broncos in the first round (22nd overall) of the 2010 NFL Draft.

CAREER TRANSACTIONS: Signed by Denver as a draft choice 8/1/10.



2016: Thomas caught four passes for 48 yards (12.0 avg.) vs. Car. (9/8)... Led the team with five catches for 90 yards (18.0 avg.) and caught a two-point conversion vs. Ind. (9/18), moving past WR Ed McCaffrey into fourth place on the team's all-time receptions list (465)... Tallied his 33rd career 100-yard game (6-100-1 TD) at Cin. (9/25)... Posted six catches for 94 yards (15.7 avg.) with one touchdown, passing WR Lionel Taylor into third

88's TROPHY CASE

Pro Bowls (3) 2012-14

All-Pro (2nd team) (2) 2013-14

place in the franchise's all-time receiving yardage list... Caught his 50th career touchdown and finished with five catches for 49 yards (9.8 avg.) vs. Atl. (10/9)... Caught five passes for 35 yards (7.0 avg.) at S.D. (10/13)... Caught six passes for 40 yards (6.7 avg.) with one touchdown vs. Hou. (10/24)... Hauled in five passes for 79 yards (15.8 avg.) vs. S.D. (10/30).

2015: Thomas surpassed 1,300 receiving yards (105-1,304, 6 TDs) in 2015 to join Marvin Harrison (5) and Jerry Rice (4) as the only players in NFL history with four consecutive seasons totaling at least 90 receptions and 1,300 receiving yards... Started all 16 games for the fourth consecutive season... Posted seven catches for 60 yards (8.6 avg.) in Denver's three postseason contents... Moved up to fourth place all-time in club history with 6,228 career receiving yards vs. N.E. (11/29)... Tied former WR Ed McCaffrey for third place in Broncos history with his 46th career touchdown reception at Pit. (12/20)... Passed Ring of Fame WR Rod Smith for the most 100-yard receiving games (32) in team history (regular season and postseason) vs. S.D. (1/3)... Set Denver's career postseason reception record (50) and finished with four catches for 40 yards (10.0 avg.) and a two-point conversion in the team's AFC Divisional Playoff Game vs. Pit. (1/17)... Caught one pass for eight yards and drew a third-down pass interference call in the end zone on the team's final drive in Denver's Super Bowl 50 victory vs. Car. (2/7).

2014: Thomas, who was voted a captain by his teammates, started all 16 regular-season games, earning his third straight Pro Bowl selection and second consecutive All-Pro second-team nod from the Associated Press after setting a Broncos single-season record with 1,619 yards on 111 receptions (14.6 avg.) with 11 touchdowns... Set a franchise single-season record for most games with 100-plus yards receiving (10) and became just the seventh player in pro football history with 10 such games in a single year... Recorded 100 receiving yards in Games 4-10 to tie for the second-longest streak in league history and set a club record... Joined Marvin Harrison and Jerry Rice as the only players in NFL history with three consecutive 1,400-yard, 10-touchdown seasons... Joined Broncos Ring of Famer Rod Smith (2000-01, '05) as the only receivers in franchise history to be named to at least three Pro Bowls... Teamed with Emmanuel Sanders to become only the second 100-catch duo in club history (Rod Smith/Ed McCaffrey, 2000)... Combined with Sanders to record the most receiving yards (3,023) and tie for the most receptions (212) by an offensive tandem in the NFL in 2014... Caught the game-tying two-point conversion pass from quarterback Peyton Manning to force overtime at Sea. (9/21)... Set a Broncos single-game receiving yardage record with his 226 yards vs. Ari. (10/5) and was named AFC Offensive Player of the Week for his performance... Caught 11 passes for 108 yards (9.8 avg.) at Oak. (11/9) to top 1,000 yards on the year and become just the fourth player in Broncos history with three consecutive 1,000-yard receiving seasons... Caught seven passes for 103 yards (14.7 avg.) at Stl. (11/19) to represent his seventh consecutive game with at least 100 yards receiving, marking the longest streak of its kind in team history and tying for the second-longest such streak in league history... Topped the 100-reception mark for the first time in his career with seven catches for 115 yards (16.4 avg.) at Cin. (12/22)... Caught five passes for 59 yards (11.8 avg.) with one touchdown in Denver's AFC Divisional Playoff Game vs. Ind. (1/11) to tie Rod Smith for the most postseason scoring receptions in franchise history.

2013: Thomas started all 16 regular-season games, earning his second consecutive Pro Bowl selection and Associated Press second-team All-Pro honors after posting 92 receptions for 1,430 yards (15.5 avg.) with 14 touchdowns... Ranked fourth in the NFL in receiving yards and second in receiving scores... Led all NFL players in receptions (28) and receiving yards (327) in the postseason in addition to collecting two touchdown catches in three playoff games... Posted his first career 10-catch game (10-94) vs. Oak. (9/23)... Recorded his first three-touchdown game at S.D. (11/10) to earn AFC Offensive Player of the Week honors... Surpassed the 1,000-yard mark for the second straight season after catching three passes for 106 yards (35.3 avg.), including a game-long 77-yard reception, at K.C. (12/1)... Hauled in a game-high eight passes (54 yds.) and opened the scoring with a 2-yard touchdown catch in the first quarter of Denver's AFC Divisional Playoff Game vs. S.D. (1/12)... Caught seven passes for a game-high 134 yards (19.1 avg.) with one touchdown in Denver's AFC Championship Game vs. N.E. (1/19)... Set a Super Bowl record with 13 receptions for 118 yards (9.1 avg.) with one touchdown in Super Bowl XLVIII vs. Sea. (2/2).

2012: Thomas started all 16 regular-season games for the first time in his career and earned his first Pro Bowl selection after finishing as the team's leading receiver with 94 catches for 1,434 yards (15.3 avg.) and 10 touchdowns... Ranked in the league's top 10 in receiving yards (4th), receptions (8th), receiving average (2nd), touchdowns (7th) and 25-yard catches (2nd)... Topped the 100-yard mark in seven games... Caught quarterback Peyton Manning's 400th career touchdown throw when he took a screen pass 71 yards to the end zone in the third quarter vs. Pit. (9/9)... Surpassed the 1,000-yard mark for the first time in his career, finishing with a game-high 82 receiving yards (4-82) with one touchdown at K.C. (11/25)... Registered his second career multiple-touchdown game with a pair of scoring catches vs. T.B. (12/2)... Topped the 100-yard mark for the sixth game of the season vs. Cle. (12/23)... Made a 17-yard touchdown catch in Denver's AFC Divisional Playoff Game vs. Bal. (1/12).

2011: Thomas played 11 regular-season games (5 starts) and ranked second on the team with 32 receptions for 551 yards (17.2 avg.) with four touchdowns... Inactive for the first five games of the year while recovering from an offseason Achilles injury and a broken thumb suffered in training camp... Started both postseason contests and totaled 10 catches for 297 yards (29.7 avg.) with one score... Set a franchise record by leading the Broncos in receiving in the season's final seven games... Posted 25 receptions for 448 yards (17.9 avg.) with three touchdowns in Denver's final five regular-season games... Fueled Denver's 29-23 win vs. Pit. (1/8) in the AFC Wild Card Game when he caught an 80-yard touchdown on the first play of overtime (longest overtime scoring play in NFL postseason history)... Totaled four receptions for 204 yards against the Steelers to mark the most receiving yards by a Bronco in playoff history and the second-highest receiving average

THOMAS OWNS BRONCOS SINGLE GAME RECEIVING MARKS

MOST RECEIVING YARDS, SINGLE GAME, BRONCOS REGULAR-SEASON HISTORY

Player	Opponent	Rec.	Yds.	Avg.	TDs
1. Demaryius Thomas	vs. Ari. (10/5/14)	8	226	28.3	2
2. Shannon Sharpe	at K.C. (10/20/02)	12	214	17.8	2
3. Jabar Gaffney	vs. K.C. (1/3/10)	14	213	15.2	0
4. Rod Smith	vs. Atl. (10/31/04)	9	208	23.1	1
5. Brandon Marshall	at Ind. (12/13/09)	21	200	9.5	2

MOST RECEIVING YARDS, SINGLE GAME, BRONCOS POSTSEASON HISTORY

Player	Opponent	Rec.	Yds.	Avg.	TDs
1. Demaryius Thomas	vs. Pit. (1/8/12)	4	204	51.0	1
2. Steve Watson	vs. Pit. (12/30/84)	11	177	16.1	1
3. Haven Moses	vs. Oak. (1/1/78)	5	168	33.6	2
4. Shannon Sharpe	at LAA (1/9/94)	13	156	12.0	1
5. Rod Smith	vs. Atl. (1/31/99)	5	152	30.4	1

THOMAS TAKING DOWN FRANCHISE RECEIVING RECORDS

MOST REC. YDS., SINGLE SEASON, BRONCOS HISTORY

Player	Year	No.
1. Demaryius Thomas	2014	1,619
2. Rod Smith	2000	1,602
3. Brandon Lloyd	2010	1,448
4. Demaryius Thomas	2012	1,434
5. Demaryius Thomas	2013	1,430

MOST RECEPTIONS, SINGLE SEASON, BRONCOS HISTORY

Player	Year	No.
1. Rod Smith	2000	113
2. Demaryius Thomas	2014	111
3. Demaryius Thomas	2015	105
4. Brandon Marshall	2008	104
5. Brandon Marshall	2007	102

(51.0) in a single game in NFL annals.

2010: Selected by Denver in the first round (22nd overall) of the 2010 NFL Draft, Thomas played 10 games (2 starts) and totaled 22 receptions for 283 yards (12.9 avg.) with two touchdowns to go along with 16 kick-off returns for 398 yards (24.9 avg.)... Missed Denver's season opener at Jac. (9/12) with a foot injury that sidelined him the entire preseason... Recorded eight receptions for 97 yards (12.1 avg.) with one touchdown vs. Sea. (9/19) in his NFL debut to mark the second-most catches by a Broncos rookie in his pro debut and become just the ninth player in league history (since 1970) to record at least eight catches in his first NFL game... Caught a 17-yard touchdown over All-Pro cornerback Darrelle Revis vs. NYJ (10/17)... Inactive in Games 11-15 due to an ankle injury.

COLLEGE: Thomas played 39 games (36 starts) at Georgia Tech, where finished his career ranked fourth in school history in receiving yards (2,339), fourth in touchdown catches (15) and seventh in receptions (120)... Averaged nearly 20 yards per reception during his career, posting the fifth-best receiving average (19.5) in Atlantic Coast Conference history... Earned third-team All-America honors from the Associated Press and first-team All-ACC accolades as a senior in 2009 after ranking second in the nation with a school-record 25.1-yard average on 46 catches for 1,154 yards, which ranked second all-time in Georgia Tech annals.

PERSONAL: Thomas attended West Laurens High School in Montrose, Ga., where he was a first-team Class AA all-state selection by the *Atlanta Journal Constitution* and a two-time all-region and All-Heart of Georgia choice... Caught 56 passes for 756 yards (13.5 avg.) with seven touchdowns as a senior... Played on the school's state championship basketball team... First name is pronounced duh-MARE-ee-us... Demaryius Thomas was born on Dec. 25, 1987, in Montrose, Ga.

THOMAS' REGULAR SEASON RECORD

Year	Club	RECEIVING						KICKOFF RETURNS						SCORING					
		G	S	No.	Yds.	Avg.	LG	TD	No.	Yds.	Avg.	LG	TD	TD	TDr	Tdp	TDrT	2pt	Pts.
2010	Denver	10	2	22	283	12.9	31	2	16	398	24.9	65	0	2	0	2	0	0	12
2011	Denver	11	5	32	551	17.2	47	4	0	0	0.0	—	0	4	0	4	0	0	24
2012	Denver	16	16	94	1,434	15.3	71t	10	0	0	0.0	—	0	10	0	10	0	0	60
2013	Denver	16	16	92	1,430	15.5	78t	14	0	0	0.0	—	0	14	0	14	0	0	84
2014	Denver	16	16	111	1,619	14.6	86t	11	0	0	0.0	—	0	11	0	11	0	1	66
2015	Denver	16	16	105	1,304	12.4	48t	6	0	0	0.0	—	0	6	0	6	0	0	36
2016	Denver	8	8	42	535	12.7	55t	4	0	0	0.0	—	0	4	0	4	0	1	26
CAREER TOTALS		93	79	498	7,156	14.4	86t	51	16	398	24.9	65	0	51	0	51	0	2	310

ADDITIONAL STATISTICS: Rushing — 2010 (2-1, 0.5 avg., 1 LG), 2011 (1 for 5), TOTAL (3-6, 2.0 avg., 5 LG). Special-teams tackles — 2010 (3), TOTAL (3). Miscellaneous tackles — 2010 (2), 2013 (2), 2015 (2), TOTAL (6). Fumbles — 2010 (1 FR), TOTAL (1 FR).

THOMAS' POSTSEASON RECORD

Year	Club	RECEIVING						KICKOFF RETURNS						SCORING					
		G	S	No.	Yds.	Avg.	LG	TD	No.	Yds.	Avg.	LG	TD	TD	TDr	Tdp	TDrT	2pt	Pts.
2011	Denver	2	2	10	297	29.7	80t	1	0	0	0.0	—	0	1	0	1	0	0	6
2012	Denver	1	1	3	37	12.3	17t	1	0	0	0.0	—	0	1	0	1	0	0	6
2013	Denver	3	3	28	306	10.9	30	3	0	0	0.0	—	0	1	0	1	0	0	6
2014	Denver	1	1	5	59	11.8	24	1	0	0	0.0	—	0	1	0	1	0	0	6
2015	Denver	3	3	7	60	8.6	15	0	0	0	0.0	—	0	0	0	0	0	1	2
CAREER TOTALS		10	10	53	759	14.3	80t	6	0	0	0.0	—	0	3	0	3	0	1	26

THOMAS' SINGLE GAME HIGHS

(Postseason in parentheses)

Receptions — 11 at Oakland, 11/9/14 (13* vs. Seattle, 2/2/14). **Receiving yards** — 226[^] vs. Arizona, 10/5/14 (204[^] vs. Pittsburgh, 1/8/12). **Longest reception** — 86t vs. Arizona, 10/5/14 (80t vs. Pittsburgh, 1/8/12). **Receiving touchdowns** — 3[^], twice, last vs. Miami, 11/23/14 (1, six times, last vs. Indianapolis, 1/11/15). **Consecutive games with 100 receiving yards** — 7[^], Games 4-10, 2014 (2, 1/19/14-2/2/14). **Kick returns** — 5 at San Francisco (London), 10/31/10 (none). **Kick return yards** — 144 at Tennessee, 10/3/10 (none). **Longest kick return** — 65 at Tennessee, 10/3/10 (none).
*Super Bowl Record; ^Broncos Record

THOMAS' 100-YARD RECEIVING GAMES (33, INCLUDES 3 POSTSEASON)

*denotes win (Thomas' teams are 27-6, including postseason, when he records 100 or more yards receiving in a game.)

Date	Opponent	No.	Yds.	Avg.	LG	TD
12/4/11	at Minnesota*	4	144	36.0	42	2
12/18/11	vs. New England	7	116	16.6	39	0
1/8/12	vs. Pittsburgh* [^]	4	204	51.0	80t	1
9/9/12	vs. Pittsburgh*	5	110	22.0	71t	1
9/30/12	vs. Oakland*	5	103	20.6	40	0
10/7/12	at New England	9	180	20.0	38	0
10/28/12	vs. New Orleans*	7	137	19.6	41	1
11/11/12	at Carolina*	9	135	15.0	46	0
12/23/12	vs. Cleveland*	9	102	11.3	23	1
12/30/12	vs. Kansas City*	7	122	17.4	36	1
9/5/13	vs. Baltimore*	5	161	32.2	78t	2
11/10/13	at San Diego*	7	108	15.4	34t	3
11/17/13	vs. Kansas City*	5	121	24.2	70	0
12/1/13	at Kansas City*	3	106	35.3	77	0
12/22/13	at Houston*	8	123	15.4	36t	1
12/29/13	at Oakland*	6	113	18.8	63t	2
1/19/14	vs. New England* [^]	7	134	19.1	30	1
2/2/14	vs. Seattle [^]	13	118	9.1	23	1
10/5/14	vs. Arizona*	8	226	28.3	86t	2
10/12/14	at N.Y. Jets*	10	124	12.4	54	1
10/19/14	vs. San Francisco*	8	171	21.4	49	2
10/23/14	vs. San Diego*	8	105	13.1	23	0
11/2/14	at New England	7	127	18.1	41	0
11/9/14	at Oakland*	11	108	9.8	21	0
11/16/14	at St. Louis	7	103	14.7	23	0
12/14/14	at San Diego*	6	123	20.5	36	1
12/22/14	at Cincinnati	7	115	16.4	46	0
12/28/14	vs. Oakland*	8	115	14.4	27	0
9/17/15	at Kansas City*	8	116	14.5	22	0
10/18/15	at Cleveland*	10	111	11.1	20	0
11/1/15	vs. Green Bay*	8	164	21.0	47	0
1/3/16	vs. San Diego*	5	117	23.4	72t	1
9/25/16	at Cincinnati*	6	100	16.7	55t	1
[^] Playoff Game						

DEMARIYUS THOMAS' 2016 GAME-BY-GAME

(Victories asterisked)

2016 DENVER (6-2)			RECEIVING					SCORING	
Date	Opponent	P/S	No.	Yds.	Avg.	LG	TD	2pt.	Pts.
Sep 8	vs. Carolina*	S	4	48	12.0	23	0	0	0
Sep 18	vs. Indianapolis*	S	5	90	18.0	44	0	1	2
Sep 25	at Cincinnati*	S	6	100	16.7	55t	1	0	6
Oct 2	at Tampa Bay*	S	6	94	15.7	31	1	0	6
Oct 9	vs. Atlanta	S	5	49	9.8	14	1	0	6
Oct 13	at San Diego	S	5	35	7.0	11	0	0	0
Oct 24	vs. Houston*	S	6	40	6.7	11	1	0	6
Oct 30	vs. San Diego*	S	5	79	15.8	40	0	0	0
Season Totals		8/8	42	535	12.7	55t	4	1	26



JUWAN THOMPSON

40

RUNNING BACK

5-11 • 225 • 3RD YR. • DUKE

BORN: May 13, 1992, in Atlanta

HIGH SCHOOL: Woodward Academy, Atlanta

ACQUIRED: College Free Agent, 2014

NFL YEAR: 3rd • YEAR WITH BRONCOS: 3rd

NFL GAMES PLAYED/STARTED: 31/1



THOMPSON AT A GLANCE:

- A third-year running back who played 31 regular-season games (1 start) for Denver during his first three NFL seasons, rushing for 321 yards and four touchdowns on 73 carries (4.4 avg.).
- Became the first undrafted rookie since 2006 to record multiple rushing touchdowns in a game with his two-touchdown performance against San Diego on Oct. 23, 2014.
- Appeared in 49 career games (24 starts) for Duke University and totaled 274 rushes for 1,244 yards (4.5 avg.) with nine touchdowns.
- Played all 14 games (4 starts) as a senior for the Blue Devils in 2013 and recorded 355 rushing yards on 64 attempts (5.4 avg.) with one touchdown.
- Entered the NFL with Denver as a college free agent on May 12, 2014.

CAREER TRANSACTIONS: Signed by Denver as a college free agent 5/12/14; Waived by Denver 9/3/16; Signed by Denver (practice squad) 9/4/16; Signed by Denver 10/29/16.



2016: Thompson spent the first seven weeks of the season on the team's practice squad before being signed to the active roster on Oct. 29... Rushed for a 1-yard touchdown vs. S.D. (10/30).

2015: Thompson saw action in 15 regular-season games and carried 18 times for 48 yards (2.7 avg.) in addition to catching six passes for 51 yards (8.5 avg.)... Was inactive for all three of Denver's postseason contests... Carried three times for 11 yards (3.7 avg.) before leaving the game in the second quarter with a neck injury at Det. (9/27)... Rushed a season-high eight times for 27 yards (3.4 avg.) and caught one pass for 14 yards at S.D. (12/6).

2014: Thompson, who entered the NFL with Denver as a college free agent, played 15 regular-season games and totaled 272 yards on 54 carries (5.0 avg.) with three touchdowns... Recorded his first career rushing touchdown in the fourth quarter vs. Ari. (10/5)... Notched the first multiple-touchdown game of his career vs. S.D. (10/23) to become the NFL's first undrafted rookie to accomplish that feat since 2006... Posted a career-high 10 carries for 39 yards (3.9 avg.) at K.C. (11/30)... Led the team with a personal-best 63 yards on four carries (15.8 avg.) vs. Buf. (12/7)... Made his first career start at fullback vs. Cin. (12/28).

COLLEGE: Thompson appeared in 49 career games (24 starts) for Duke University and totaled 274 rushes for 1,244 yards (4.5 avg.) with nine touchdowns... Added 56 receptions for 397 yards (7.1 avg.) with three scores and 15 kickoff returns for 326 yards (21.7 avg.)... Totaled career highs in rushing attempts (110), rushing yards (457) and rushing touchdowns (7) during his sophomore campaign in 2011 and was named the recipient of the school's Bob Pascal Award as the Most Outstanding Offensive Back.

PERSONAL: Thompson attended Woodward Academy in Atlanta, where he rushed for 1,622 yards and 22 touchdowns as a senior to earn honorable mention all-state honors... Majored in sociology with a minor in education at Duke... Juwan Thompson was born on May 13, 1992, in Atlanta.

THOMPSON'S REGULAR SEASON RECORD

Year	Club	G	S	No.	RUSHING				No.	RECEIVING				TD	TDr	SCORING			
					Yds.	Avg.	LG	TD		Yds.	Avg.	LG	TD			TDp	TDrt	2pt	Pts.
2014	Denver	15	0	54	272	5.0	47	3	4	25	6.3	14	0	3	3	0	0	0	18
2015	Denver	15	1	18	48	2.7	12	0	6	51	8.5	16	0	0	0	0	0	0	0
2016	Denver	1	0	1	1	1.0	1	1	0	0	—	—	0	1	1	0	0	0	6
CAREER TOTALS		31	1	73	321	4.4	47	4	10	76	7.6	16	0	4	4	0	0	0	24

ADDITIONAL STATISTICS: Special teams tackles — 2015 (1), TOTAL (1).

JUWAN THOMPSON'S 2016 GAME-BY-GAME

(Victories asterisked)

2016 DENVER (6-2)		P/S	RUSHING				No.	RECEIVING				LG	TD	SCORING	
Date	Opponent		No.	Yds.	Avg.	LG	TD	No.	Yds.	Avg.	LG	TD		2pt.	Pts.
Oct 30	vs. San Diego	P	1	1	1.0	1t	1	0	0	—	—	0	0	0	6
Season Totals			1/0	1	1.0	1t	1	0	0	—	—	0	0	0	6

SIGNED BY DENVER OFF PRACTICE SQUAD (OCT. 29)



BILLY TURNER

70

GUARD



6-5 • 310 • 3RD YR. • NORTH DAKOTA STATE

BORN: Oct. 17, 1991, in Shoreview, Minn.

HIGH SCHOOL: Mounds View High School, Arden Hills, Minn.

ACQUIRED: Waivers (Bal.), 2016

NFL YEAR: 3rd • YEAR WITH BRONCOS: 1st

NFL GAMES PLAYED/STARTED: 20/14

TURNER AT A GLANCE:

- A third-year offensive lineman who has appeared in 20 games (14 starts) with Miami (2014-16), Baltimore (2016) and Denver (2016).
- Was a member of three FCS national championship teams at North Dakota State University after opening 56-of-57 games played while earning FCS All-American honors as a junior and senior.
- Assigned to the Broncos via waivers from Baltimore on Oct. 17, 2016.
- Selected by the Dolphins in the third round (67th overall) of the 2016 NFL Draft.

CAREER TRANSACTIONS: Signed by Miami as a draft choice 7/23/14; Waived by Miami 10/11/16; Claimed off waivers by Baltimore 10/12/16; Waived by Baltimore 10/15/16; Claimed off waivers by Denver 10/17/16.



2016: Turner appeared in five games (1 start at LG; 1 start at LT) for Miami before being waived on Oct. 11... Was claimed off waivers by Baltimore before being waived prior to Week 6 on Oct. 15... Claimed off waivers by Denver on Oct. 17... Was inactive vs. Hou. (10/24) and vs. S.D. (10/30).

2015: Turner opened 12 consecutive games (Week 6-17) at right guard for Miami... Made his first NFL start at Ten. (10/18)... Was a gameday inactive from Weeks 2-5.

2014: Selected by the Dolphins in the third round (67th overall) of the 2014 NFL Draft, Turner appeared in the final two games of his rookie season... Made his NFL debut vs. Min. (12/21)... Was a gameday inactive for the first 14 games of the season.

COLLEGE: Turner started 56-of-57 games played at North Dakota State University... Was a member of three FCS national championship teams and was named an FCS All-American and to the All-Missouri Valley Conference first team as a junior and senior... Opened 44 consecutive games at left tackle after starting his first 12 collegiate games at right tackle.

PERSONAL: Turner attended Mounds View High School in Arden Hills, Minn., where he was an all-state lineman... Helped his high school to a 26-8 record and three state playoff appearances... Landed honors on the St. Paul Pioneer Press' all-state, Minneapolis Star Tribune all-metro, metro all-star and all-conference first teams... Father, Maurice Turner, played four seasons with Minnesota (1984-85), Green Bay (1985) and the New York Jets (1987)... Brother, Bryan Kehl Line, played six seasons with New York Giants (2008-10), St. Louis (2010-11), Kansas City (2012) and Washington (2012-13)... Turner was born on Oct. 17, 1991, in Shoreview, Minn.

TURNER'S REGULAR SEASON RECORD

Year	Club	G	S
2014	Miami	2	0
2015	Miami	13	12
2016	Mia./Bal./Den.	5	2
CAREER TOTALS		20	14



T.J. WARD

43

SAFETY



5-11 • 200 • 7TH YR. • OREGON

BORN: Dec. 12, 1986, in San Francisco

HIGH SCHOOL: De La Salle High School, Concord, Calif.

ACQUIRED: Unrestricted Free Agent (Cleveland), 2014

NFL YEAR: 7th • **YEAR WITH BRONCOS:** 2nd

NFL GAMES PLAYED/STARTED: 89/89 • **POSTSEASON GP/GS:** 4/4

WARD AT A GLANCE:

- A seventh-year safety and two-time Pro Bowl selection who started all 89 career regular-season games and four postseason contests played for Cleveland (2010-13) and Denver (2014-16) during his first six NFL seasons.
- Totaled 527 tackles (405 solo), eight interceptions (211 yds.), 8.5 sacks (78 yds.), 45 passes defended, 10 forced fumbles and two fumble recoveries in his career.
- Accumulated the fourth most tackles for a loss (21) by a defensive back in the NFL from 2013-16, while earning consecutive Pro Bowl nods in 2013 and '14.
- Started all 12 regular-season games played for Denver in 2015, finishing with 61 tackles (50 solo), two sacks (18 yds.), two forced fumbles and six passes defended.
- Voted to his second consecutive Pro Bowl after finishing with 74 tackles (60 solo), two sacks (23 yds.), two interceptions (55 yds.) and six passes defended in his first year with Denver in 2014.
- Earned second-team All-Pro recognition by the Associated Press in 2013 and was selected to his first Pro Bowl after recording a career-high 129 tackles (96 solo) for the Browns.
- Voted by his teammates as Cleveland's recipient of the 2013 Ed Block Courage Award after overcoming a knee injury in 2012 to start all 16 games the following year.
- Led all NFL rookies with 105 tackles in 2010 and became the first Browns rookie in 18 years to start all 16 games for the club.
- Appeared in 37 career games at the University of Oregon and totaled 190 tackles and three interceptions after entering the program as a walk-on.
- Joined the Broncos as an unrestricted free agent (Cleveland) on March 12, 2014.
- Selected by Cleveland in the second round (38th overall) of the 2010 NFL Draft.

CAREER TRANSACTIONS: Signed by Cleveland as a draft choice 7/26/10; Signed by Denver as an unrestricted free agent 3/12/14.



2016: Ward notched five solo tackles and one pass defended vs. Car. (9/8)... Led the team with eight solo tackles and had one pass defended vs. Ind. (9/18)... Registered two solo stops and one pass defended at Cin. (9/25)... Recorded four tackles (3 solo), one forced fumble and one pass defended at T.B. (10/2)... Led the team with eight tackles (6 solo), one forced fumble and one fumble recovery vs. Atl. (10/9)... Paced the team with seven solo tackles at S.D. (10/13)... Led the team with eight tackles (3 solo) and added two passes defended and one forced fumble vs. Hou. (10/24)... Paced the team with 10 tackles (7 solo), one sack (8 yds.), one interception (23 yds.) and one pass defended vs. S.D. (10/30).

2015: Ward started all 12 regular-season games played, totaling 61 tackles (50 solo), two sacks (18 yds.), two forced fumbles and six passes defended... Totaled 17 tackles, one interception (-3 yds.), one pass defended and one fumble recovery in Denver's three postseason contests... Posted nine tackles (4 solo) and one pass defended at Det. (9/27)... Sacked Vikings QB Teddy Bridgewater twice for 18 yards, including a strip-sack of the

WARD A FORCE IN THE BACKFIELD

MOST TACKLES FOR LOSS BY A DEFENSIVE BACK, NFL, 2013-16

Player	Sk.	Stuff	TFL
1. T.J. McDonald, L.A.	5.0	14	21.0
Reshad Jones, Mia.	5.0	14	21.0
Tyrann Mathieu, Ari.	2.0	11	21.0
4. T.J. Ward, Cle./Den.	6.5	14.5	20.0
5. Malcolm Jenkins N.O./Mia.	3.5	12	17.0

43's TROPHY CASE

Pro Bowls (2)	2013-14
All-Pro (Second Team) (1)	2013

Vikings quarterback with 0:35 remaining to seal the Broncos' victory vs. Min. (10/4)... Was inactive for Games 12-14 with an ankle injury... Tallied four solo tackles in Denver's AFC Divisional Playoff Game vs. Pit. (1/17)... Totaled six tackles (1 solo) in Denver's AFC Championship Game vs. N.E. (1/24)... Posted seven tackles (4 solo), one interception (-3 yds.) and one fumble recovery in Denver's Super Bowl 50 victory vs. Car. (2/7).

2014: Ward started 15 regular-season games and earned his second consecutive Pro Bowl selection after totaling 74 tackles (60 solo), two sacks (23 yds.), two interceptions (55 yds.) and six passes defended... Participated in the second-most defensive snaps (1,002) for the Broncos... Sacked quarterback Russell Wilson for a loss of 10 yards and tackled running back Marshawn Lynch in the end zone for a safety at Sea. (9/21)... Recorded a team-high eight solo tackles at N.E. (11/2)... Made his first interception as a Bronco at Oak. (11/9) ... Picked off quarterback Ryan Tannehill with 3:45 remaining in the fourth quarter vs. Mia. (11/23) and returned it 37 yards to the Miami 8-yard line to set up Denver's game-winning touchdown... Registered his second sack of the year in the first quarter at K.C. (11/30) to become the first Broncos safety since Brian Dawkins in 2011 to post multiple sacks in a season... Surpassed 400 career defensive stops with his six-tackle performance at S.D. (12/14)... Led the Broncos with a season-high nine tackles (5 solo) at Cin. (12/22) before leaving the game with a neck injury that held him out of the regular-season finale vs. Oak. (12/28)... Made his first career postseason appearance in Denver's AFC Divisional Playoff Game vs. Ind. (1/11) and totaled two solo tackles and two passes defended.

2013: Ward was named to his first Pro Bowl and received second-team All-Pro honors from the Associated Press after starting all 16 games for the Browns and totaling a career-high 129 tackles (96 solo), two interceptions (57 yds.), two sacks (12 yds.), nine passes defended and one fumble recovery... Led all NFL defensive backs with 10 tackles for a loss, according to press box totals... Scored two defensive touchdowns—on a 44-yard interception return vs. Buf. (10/3) and a 51-yard fumble return vs. Chi. (12/15)... Recorded double-digit tackle totals on five occasions, including a personal-best 13 defensive stops (10 solo) at G.B. (10/20)... Voted by his teammates as the recipient of the Ed Block Courage Award for recovering from a knee injury sustained in 2012.

2012: Ward started all 14 games played for Cleveland and registered 68 tackles (50 solo), one interception (37 yds.), one sack (10 yds.), four passes defended and a career-best three forced fumbles... Forced two fumbles in the Browns' 20-14 win vs. Pit. (11/25)... Missed the Browns' final two games after being placed on injured reserve (knee) on Dec. 18.

2011: Ward opened the Browns' first eight games and totaled 38 tackles (27 solo), one sack (7 yds.), three passes defended and one forced fumble... Inactive for six games before being placed on injured reserve (foot) on Dec. 22.

2010: Selected by Cleveland in the second round (38th overall) of the 2010 NFL Draft, Ward opened all 16 games for the club and led all league rookies with a team-best 105 tackles (80 solo) to go along with two interceptions (39 yds.), 10 passes defended and one forced fumble... Added a team-high 18 special-team stops... Became the first Browns rookie defensive back to start all 16 games since Antonio Langham in 1994.

COLLEGE: Ward began his collegiate career at the University of Oregon as a walk-on before earning a scholarship and going on to play in 37 career games for the Ducks... Totaled 190 tackles, three interceptions and one sack during his four seasons in Eugene... Led Oregon with 101 tackles as a junior in 2008 to earn honorable mention All-Pacific-10 Conference recognition.

PERSONAL: Ward attended De La Salle High School in Concord, Calif., where he contributed as a reserve defensive back on three consecutive national championship squads (2001-03) before injuring his knee during the preseason in 2004 and missing his entire senior campaign... Was a prep teammate of Broncos Offensive Assistant/Quarterbacks Brian Callahan... His father, Terrell, played defensive back at San Diego State and was drafted by Philadelphia in the seventh round (188th overall) in 1980... His younger brother, Terron, played running back at Oregon State University from 2011-14... Established the T.J. Ward Foundation, which focuses on education, family values and community service... Participated in the annual Drive for Life, the largest single community blood drive in Colorado... Terrell Ray Williams Ward Jr. was born on Dec. 12, 1986, in San Francisco.

WARD'S REGULAR SEASON RECORD

Year	Club	G	S	UT	A	TT	S-Yds.	I-Yds.	PD	FF	FR	TD-Int.	TD-FR	S	Pts.
2010	Cleveland	16	16	80	25	105	0-0	2-39	10	1	0	0	0	0	0
2011	Cleveland	8	8	27	11	38	1-7	0-0	3	1	0	0	0	0	0
2012	Cleveland	14	14	50	18	68	1-10	1-37	4	3	0	0	0	0	0
2013	Cleveland	16	16	96	33	129	1.5-12	2-57	9	0	1	1	1	0	12
2014	Denver	15	15	60	14	74	2-23	2-55	6	0	0	0	0	0	0
2015	Denver	12	12	50	11	61	2-18	0-0	6	2	0	0	0	0	0
2016	Denver	8	8	42	11	52	1-8	1-23	7	3	1	0	0	0	0
CAREER TOTALS		89	89	405	123	527	8.5-78	8-211	45	10	2	1	1	0	12
BRONCOS TOTAL		35	35	151	36	187	5-49	3-78	18	5	1	0	0	0	0

ADDITIONAL STATISTICS: Special-teams tackles — 2010 (18), 2011 (1), TOTAL (19). Returned a fumble 51 yards for a TD vs. Chicago, 12/15/13. Blocked a field goal vs. Atlanta, 10/10/10.

WARD'S POSTSEASON RECORD

Year	Club	G	S	UT	A	TT	S-Yds.	I-Yds.	PD	FF	FR	TD-Int.	TD-FR	S	Pts.
2014	Denver	1	1	2	0	2	0-0	0-0	2	0	0	0	0	0	0
2015	Denver	3	3	9	8	17	0-0	1--3	1	0	1	0	0	0	0
CAREER TOTALS		4	4	11	8	19	0-0	1--3	3	0	1	0	0	0	0

WARD'S SINGLE-GAME HIGHS

(Postseason in parentheses)

Tackles — 13 at Green Bay, 10/20/13 (6 vs. New England, 1/24/16). **Interceptions** — 2 at Jacksonville, 11/21/10 (1 vs. Carolina, 2/7/16). **Interception return yards** — 44 vs. Buffalo, 10/3/13 (-3 vs. Carolina, 2/7/16). **Passes Defensed** — 2, eight times, last vs. Houston, 10/24/16 (2 vs. Indianapolis, 1/11/15). **Sacks** — 2 vs. Minnesota, 10/4/15 (none).

T.J. WARD'S 2016 GAME-BY-GAME

(Victories asterisked)

2016 DENVER (6-2)			TACKLES							
Date	Opponent	P/S	UT	A	TT	S-Yds.	I-Yds.	PD	FF	FR
Sep 8	vs. Carolina*	S	5	0	5	0-0	0-0	1	0	0
Sep 18	vs. Indianapolis*	S	8	0	8	0-0	0-0	1	0	0
Sep 25	at Cincinnati*	S	2	0	2	0-0	0-0	1	0	0
Oct 2	at Tampa Bay*	S	3	1	4	0-0	0-0	1	1	0
Oct 9	vs. Atlanta	S	6	2	8	0-0	0-0	0	1	1
Oct 13	at San Diego	S	7	0	7	0-0	0-0	0	0	0
Oct 24	vs. Houston*	S	3	5	8	0-0	0-0	2	1	0
Oct 30	vs. San Diego*	S	7	3	10	1-8	1-23	1	0	0
Preseason Totals		8/8	41	11	52	1-8	1-23	7	3	1



DEMARCUS WARE

94

OUTSIDE LINEBACKER

6-4 • 258 • 12TH YR. • TROY

BORN: July 31, 1982, in Auburn, Ala.

HIGH SCHOOL: Auburn (Ala.) High School

ACQUIRED: Free Agent, 2014

NFL YEAR: 12th • YEAR WITH BRONCOS: 3rd

NFL GAMES PLAYED/STARTED: 171/167 • POSTSEASON GP/GS: 8/8



WARE AT A GLANCE:

- A 12th-year outside linebacker and member of the 2000s NFL All-Decade Team who ranks second among active players and 10th all-time with 136.5 career sacks.
- Earned his eighth and ninth Pro Bowl nods in his first two seasons with the Broncos (2014-15) to give him the most selections by an active NFL defensive player.
- Registered double-digit sack totals in eight of his 11 seasons, including league-leading marks in 2008 (20.0) and 2010 (15.5)—one of five players in NFL history (since 1982) to lead the league in sacks on multiple occasions.
- Ranks second in NFL history with a sack rate of 0.81/game during his career, trailing only Pro Football Hall of Fame defensive end Reggie White (0.85/game) among players appearing in at least 100 games.
- Owns 33 career multi-sack games, including eight contests with three sacks and one game with a career-best four sacks (at Philadelphia, 10/30/11).
- Forced 35 fumbles, including 29 strip-sacks, during his career to rank tied for third in the NFL since he entered the league in 2005.
- Spent his first nine NFL seasons (2005-13) in Dallas and was selected to start in seven Pro Bowls as a Cowboy in addition to being named first-or second-team All-Pro by the Associated Press on seven occasions.
- Recorded a career-best 20 quarterback takedowns in 2008 (seventh most for a single season at that time) to earn NFC Defensive Player of the Year honors from the KC Committee of 101 as well as NFL Alumni Pass Rusher of the Year recognition.
- Posted a sack in 10 consecutive games (2007-08) to tie Broncos Ring of Famer Simon Fletcher for the longest sack streak in league history since the statistic became official in 1982.
- Played outside linebacker in the Cowboys' 3-4 base defense during his first eight seasons and was chosen as the only two-time winner of the Dick Butkus Award (2008, '11), given to the top linebacker at the high school, collegiate and professional levels of football.
- Named NFC Defensive Player of the Week on four occasions: (Week 16 - 2005; Week 15 - 2008; Week 15 - 2009; Week 3 - 2010).
- Named AFC Defensive Player of the Month on one occasion: (September, 2015)
- Totaled 201 tackles, 27.5 sacks, 58 tackles for a loss and nine forced fumbles during his collegiate career at Troy University, earning Sun Belt Conference Defensive Player of the Year honors as a senior in 2007 after leading the Trojans to their first-ever bowl appearance.
- Joined the Broncos as a free agent on March 12, 2014.
- Selected by Dallas in the first round (11th overall) of the 2005 NFL Draft.

CAREER TRANSACTIONS: Signed by Dallas as a draft choice 7/30/05; Released by Dallas 3/11/14; Signed by Denver 3/12/14.



94's TROPHY CASE

NFL All-Decade Team..... 2000s
Pro Bowls (9) 2006-12, 14-15
All-Pro (First Team) (4) .. 2007-09, '11
All-Pro (Second Team) (3) .. 2006, '10, '12

2016: Ware posted three tackles (2 solo) and 1.5 sacks (9.5 yds.) vs. Car. (9/8)... Tallied 0.5 sack (3.5 yds.) before leaving with a forearm injury vs. Ind. (9/18)... Was inactive at Cin. (9/25), at T.B. (10/2), vs. Atl. (10/9), at S.D. (10/13) and vs. Hou. (10/24)... Had one pass defended vs. S.D. (10/30).

2015: Ware, who was named a team captain prior to the season by his Broncos teammates, was selected to his ninth career Pro Bowl... Finished the season with 25 tackles (18 solo), 7.5 sacks (57.5 yds.), one forced fumble and one fumble recovery in 11 regular-season games (10 starts)... Posted 10 tackles (5 solo), 3.5 sacks

WARE AMONG NFL'S ALL-TIME SACK LEADERS

MOST SACKS IN NFL HISTORY (SINCE 1982)

Player	No.	Player	No.
1. Bruce Smith	200.0	11. Jared Allen	136.0
2. Reggie White	198.0	12. John Abraham	133.5
3. Kevin Greene	160.0	13. Leslie O'Neal	132.5
4. Chris Doleman	150.5	Lawrence Taylor	132.5
5. Michael Strahan	141.5	15. Rickey Jackson	128.0
6. Jason Taylor	139.5	16. Derrick Thomas	126.5
7. Julius Peppers*	138.5	17. Dwight Freeney*	122.5
8. John Randle	137.5	18. Simeon Rice	122.0
Richard Dent	137.5	19. Clyde Simmons	121.5
10. DeMarcus Ware*	136.5	20. Robert Mathis*	119.0

*active player

(40 yds.), one fumble recovery and 12 quarterback hits in three postseason contests en route to his first career Super Bowl victory... Notched his 32nd career multi-sack game with 1.5 quarterback takedowns (9.5 yds.) at Det. (9/27)... Named AFC Defensive Player of the Month for September—the first conference player of the month award in his career—after leading the league's top-ranked defense by posting 10 tackles (8 solo) and 3.5 sacks (22.5 yds.)... Notched one sack (13 yds.) for the fourth consecutive game vs. Min. (10/4)... Strip-sacked Packers QB Aaron Rodgers (10 yds.), which resulted in a safety vs. G.B. (11/2)—his NFL record 33rd appearance on *Sunday Night Football*... Was inactive for five games with a back injury... Recovered the game-winning fumble in overtime vs. Cin. (12/28)... Recovered a fourth-quarter fumble that led to Denver's game-winning drive and sacked Steelers QB Ben Roethlisberger (13 yds.) on fourth down in the fourth quarter in Denver's AFC Divisional Playoff Game vs. Pit. (1/17)... Punched a ticket to his first career Super Bowl after posting two tackles, 0.5 sacks (3 yds.) and seven quarterback hits in Denver's AFC Championship Game vs. N.E. (1/24)... Tallied five tackles (3 solo), two sacks (24 yds.) and four quarterback hits in Denver's Super Bowl 50 victory vs. Car. (2/7).

2014: Ware, who was named a team captain prior to the season by his Broncos teammates, played all 16 games (15 starts) for the ninth time in his career and earned his eighth Pro Bowl selection after totaling 41 tackles (34 solo), 10 sacks (56.5 yds.), one interception (3 yds.), one pass defended and two forced fumbles... Tied for the most Pro Bowl selections (8) among active NFL defensive players... Posted his eighth career season with 10 or more sacks... Recorded 1.5 sacks (4.5 yds.) in his Broncos debut vs. Ind. (9/7)... Totaled three sacks (26 yds.) vs. S.F. (10/19) to pass Simeon Rice into 15th place on the NFL's all-time list with 123 career quarterback takedowns... Notched his eighth sack of the season at N.E. (11/2), joining LB Von Miller to represent just the eighth pair of teammates since 1982 to post at least eight sacks apiece through a season's first eight games... Posted his 127th career sack at K.C. (11/30) to pass Chiefs great Derrick Thomas for the 14th-most sacks in NFL history.

2013: Ware started all 13 games played for the Cowboys and totaled 36 tackles (24 solo), six sacks (40 yds.), one interception, two passes defended and one fumble recovery after making the switch from outside linebacker to defensive end... Missed Games 7-9 with a quad injury, snapping his streak of 134 consecutive regular-season games played to begin his career.

2012: Ware opened all 16 games and recorded 72 tackles (48 solo), 11.5 sacks (64 yds.) and five forced fumbles... Earned his seventh straight Pro Bowl selection... Posted two sacks at N.Y. Giants (9/5) in his 113th game to give him 101.5 for his career, making him the second-fastest player (Reggie White, 96 games) to reach 100 sacks... Set a career high with 13 tackles (8 solo) at Sea. (9/16) and matched that total four games later at Car. (10/21)... Registered his 107th career sack vs. NYG (10/28) to become Dallas' all-time sack leader.

2011: Ware earned his sixth consecutive Pro Bowl selection and fourth career first-team All-Pro recognition from the Associated Press after opening all 16 games and tallying 67 tackles (51 solo), 19.5 sacks (125 yds.), three passes defended and two forced fumbles... Contributed a career-best four sacks (23 yds.) and a forced fumble at Phi. (10/30).

2010: Ware was named to his fifth career Pro Bowl after starting all 16 games for the Cowboys and leading the NFL with 15.5 sacks (105 yds.) to go along with 108 tackles (64 solo), one pass defended, two forced fumbles and two fumble recoveries... Posted three sacks at Hou. (9/26) to earn his fourth career NFC Defensive Player of the Week honor... Registered his second three-sack performance of the season at Phi. (1/2) and added a 17-yard fumble return for a touchdown.

2009: Ware opened 15-of-16 games played as a Pro Bowl starter and first-team Associated Press All-Pro selection, recording 92 tackles (50 solo), 11 sacks (51 yds.), two passes defended and five forced fumbles... Opened both of Dallas' postseason games and contributed 13 tackles (6 solo), three sacks (18 yds.) and one forced fumble... Named NFC Defensive Player of the Week after notching a pair of sacks and two forced fumbles at N.O. (12/19)... Logged two sacks in Dallas' NFC Wild Card Playoff Game vs. Phi. (1/9).

WARE'S FURIOUS SACK PACE

FEWEST GAMES TO REACH 100 CAREER SACKS

Player	No.
1. Reggie White, Phi./G.B.	96
2. DeMarcus Ware, Dal./Den.	113
3. Bruce Smith, Buf.	115
4. Jared Allen, K.C./Min.	122
Lawrence Taylor, NYG	122

MOST SACKS PER GAME (SINCE 1982 / MIN. 50 GP)

Player	GP	Sk	Sk/G
1. J.J. Watt, Hou.	83	76.0	0.92
2. Von Miller, Den.	80	68.5	0.86
3. Reggie White, Phi./G.B./Car.	232	198.0	0.85
4. Aldon Smith, S.F./Oak.	59	47.5	0.81
5. DeMarcus Ware, Dal./Den.	171	136.5	0.81

WARE'S RECORD-TYING SACK STREAK

MOST CONSECUTIVE GAMES WITH A FULL SACK (SINCE 1982)

Player	No.	Dates
1. DeMarcus Ware, Dal.	10	Dec. 16, 2007 - Oct. 19, 2008
Simon Fletcher, Den.	10	Nov. 15, 1992 - Sept. 20, 1993
3. Kevin Greene, S.F./Car.	9	Dec. 7, 1997 - Oct. 18, 1998
Bruce Smith, Buf.	9	Nov. 16, 1986 - Oct. 25, 1987

2008: Ware set a Cowboys record with an NFL-best 20 sacks (115 yds.) in 16 starts while also posting career highs in tackles (110) and forced fumbles (6)... Added three passes defended and one fumble recovery... Earned his third career Pro Bowl selection along with first-team All-Pro honors from the Associated Press... Recorded three sacks at Stl. (10/19) to tie the NFL record for consecutive games (10) with a quarterback takedown... Tallied his third three-sack game of the season and eclipsed 50 career sacks vs. NYG (12/14) to take home NFC Defensive Player of the Week honors.

2007: Ware was named a Pro Bowl starter for the second consecutive season and a first-team All-Pro designee for the first time in his career after recording 80 tackles (50 solo), 14 sacks (109 yds.), four passes defended and four forced fumbles for the Cowboys... Registered four solo tackles and a sack in Dallas' NFC Divisional Playoff Game vs. NYG (1/13).

2006: Ware made his first career Pro Bowl and was a second-team All-Pro selection by the Associated Press after starting all 16 games and totaling 82 tackles (62 solo), 11.5 sacks (89 yds.), one interception (41 yds.), three passes defended, five forced fumbles and one fumble recovery... Scored two defensive touchdowns—a 69-yard fumble return for a score at Phi. (10/8) and a 41-yard interception for a touchdown at Atl. (12/16)... Posted the first three-sack performance of his career at Car. (10/29) and equaled that effort in Dallas' regular-season finale vs. Det. (12/31).

2005: Selected by Dallas in the first round (11th overall) of the 2005 NFL Draft, Ware opened all 16 games for the Cowboys as a rookie and racked up 66 tackles (44 solo), eight sacks (47 yds.) and three forced fumbles... Recorded his first career sack by taking down 49ers quarterback Tim Rattay at S.F. (9/25)... Earned NFL Defensive Rookie of the Month honors in October after totaling 16 tackles and three sacks in five games... Posted three sacks (all of which forced fumbles) at Car. (12/24) to earn NFC Defensive Player of the Week and Diet Pepsi Rookie of the Week recognition.

COLLEGE: Ware started for three seasons at Troy University and finished his collegiate career with 201 tackles, 27.5 sacks, 18 tackles for a loss and nine forced fumbles... Led the Trojans to their first-ever Bowl appearance as a senior in 2004 and was named Sun Belt Conference Defensive Player of the Year after totaling 53 tackles, 19 tackles for a loss, 10.5 sacks and four forced fumbles.

PERSONAL: Ware played two seasons of prep football at Auburn (Ala.) High School, where he earned all-area honors as a senior linebacker and wide receiver... Earned a degree in business information systems from Troy, becoming the first member of his family to graduate from college... Named a 2014 Denver Broncos Community Champion Award winner for his contributions off the field... Volunteered his time for numerous community initiatives in and around the Dallas area, including the Boys & Girls Club of Arlington and Make-a-Wish Foundation of North Texas... Served as an NFL Play 60 Spokesperson, which included a public service announcement at the White House with President Obama... DeMarcus Ware was born on July 31, 1982, in Auburn, Ala.

WARE'S REGULAR SEASON RECORD

Year	Club	G	S	UT	A	TT	S-Yds.	I-Yds.	PD	FF	FR	TD-Int.	TD-FR	S	Pts.
2005	Dallas	16	16	44	22	66	8-47	0-0	0	3	0	0	0	0	0
2006	Dallas	16	16	62	21	82	11.5-89	1-41	3	5	1	1	1	0	12
2007	Dallas	16	16	50	30	80	14-109	0-0	4	4	0	0	0	0	0
2008	Dallas	16	16	56	54	110	20-115	0-0	3	6	1	0	0	0	0
2009	Dallas	16	15	50	42	92	11-51	0-0	2	5	0	0	0	0	0
2010	Dallas	16	16	64	44	108	15.5-105	0-0	1	2	2	0	1	0	6
2011	Dallas	16	16	51	16	67	19.5-125	0-0	3	2	0	0	0	0	0
2012	Dallas	16	16	48	24	72	11.5-64	0-0	0	5	0	0	0	0	0
2013	Dallas	13	13	24	12	36	6-40	1-0	2	0	1	0	0	0	0
2014	Denver	16	15	34	7	41	10-56.5	1-3	1	2	0	0	0	0	0
2015	Denver	11	10	18	7	25	7.5-57.5	0-0	0	1	1	0	0	0	0
2016	Denver	3	2	2	2	4	2-13	0-0	1	0	0	0	0	0	0
CAREER TOTALS		171	167	503	281	784	136-874	3-44	20	35	6	1	2	0	18
BRONCOS TOTALS		30	27	58	16	70	19.5-127	1-3	2	3	1	0	0	0	0

ADDITIONAL STATISTICS: Returned an interception 41 yards for a score at Atlanta, 12/16/06. Returned a fumble 69 yards for a score at Philadelphia, 10/8/06. Returned a fumble 17 yards for a touchdown at Philadelphia, 1/2/11.

WARE'S POSTSEASON RECORD

Year	Club	G	S	UT	A	TT	S-Yds.	I-Yds.	PD	FF	FR	TD-Int.	TD-FR	S	Pts.
2006	Dallas	1	1	1	0	1	0-0	0-0	0	0	0	0	0	0	0
2007	Dallas	1	1	3	1	4	1-9	0-0	0	0	0	0	0	0	0
2009	Dallas	2	2	6	7	13	3-17	0-0	0	1	0	0	0	0	0
2014	Denver	1	1	3	1	4	0-0	0-0	0	0	0	0	0	0	0
2015	Denver	3	3	5	5	10	3.5-40	0-0	0	0	1	0	0	0	0
CAREER TOTALS		8	8	18	14	32	7.5-66	0-0	0	1	1	0	0	0	0
BRONCOS TOTALS		4	4	8	6	14	3.5-40	0-0	0	0	1	0	0	0	0

WARE A NINE-TIME PRO BOWLER

MOST PRO BOWL SELECTIONS AMONG ACTIVE NFL DEFENSIVE PLAYERS

Player	Pos.	No.
1. DeMarcus Ware, Dal./Den.	OLB/DE	9
3. Julius Peppers, Car./Chi./G.B.	OLB/DE	8
4. Darrelle Revis, N.E./T.B./NYJ	CB	7
Dwight Freeney, Ind./S.D./Ari.	OLB/DE	7

WARE'S SINGLE-GAME HIGHS

(Postseason in parentheses)

Tackles — 13, twice, last at Carolina, 10/21/12 (8 at Minnesota, 1/17/10). **Sacks** — 4 at Philadelphia, 10/30/11 (2, twice, last vs. Carolina, 2/7/16). **Sack Yards** — 27 at Philadelphia, 1/2/11 (24 vs. Carolina, 2/7/16). **Interceptions** — 1, three times, last at Kansas City, 11/30/14 (none). **Interception return yards** — 41 at Atlanta, 12/16/06 (none). **Passes Defended** — 2, twice, last vs. St. Louis, 10/23/11 (none). **Forced fumbles** — 3 at Carolina, 12/24/05 (1 vs. Philadelphia, 1/9/10). **Fumble recoveries** — 1, eight times, last vs. Cincinnati, 12/28/15 (none).

WARE'S SACKS BY QUARTERBACK

Figures in italics include postseason totals

Quarterback	Sacks	Quarterback	Sacks	Quarterback	Sacks
Eli Manning	14.5	Joe Flacco	3.0	Ryan Fitzpatrick	1.0
Donovan McNabb	8.5	Matt Schaub	3.0	Jeff Garcia	1.0
Michael Vick	6.5	Andrew Luck	3.0	Bruce Gradkowski	1.0
Rex Grossman	6.0	Ben Roethlisberger	2.5	Kurt Warner	1.0
Alex Smith	6.0	Shaun Hill	2.5	Matt Leinart	1.0
Drew Brees	5.0	Matt Moore	2.0	Peyton Manning	1.0
Tom Brady	4.5	Mark Sanchez	2.0	Jamie Martin	1.0
Marc Bulger	4.0	Vince Young	2.0	Josh McCown	1.0
Matt Hasselbeck	4.0	Mark Brunell	2.0	Carson Palmer	1.0
Kevin Kolb	4.0	Matt Cassel	2.0	Tim Rattay	1.0
Aaron Rodgers	4.0	Sam Bradford	2.0	John Skelton	1.0
Cam Newton	4.0	Matthew Stafford	1.5	Geno Smith	1.0
Matt Ryan	3.5	Trent Edwards	1.5	Russell Wilson	1.0
Brett Favre	3.0	Kerry Collins	1.0	Derek Anderson	1.0
Josh Freeman	3.0	Todd Collins	1.0	Teddy Bridgewater	1.0
Colin Kaepernick	3.0	Jay Cutler	1.0	Logan Thomas	0.5
Jon Kitna	3.0	Andy Dalton	1.0	Brandon Weeden	0.5
Jason Campbell	3.0	Jay Feeley	1.0	Nick Foles	0.5
Jake Delhomme	3.0	Philip Rivers	1.0		

WARE'S MULTIPLE-SACK GAMES (34)

*denotes win (Ware's teams are 22-11, including the postseason, when he records multiple sacks in a game.)

Date	Opponent	S-Yds.	Date	Opponent	S-Yds.
12/24/05	at Carolina*	3-13	1/2/11	at Philadelphia*	3-27
12/31/06	vs. Detroit	3-11	9/11/11	at N.Y. Jets	2-11
9/23/07	at Chicago*	2-21	9/18/11	at San Francisco*	2-15
10/8/07	at Buffalo*	1.5-13.5	10/16/11	at New England	2-11
11/4/07	at Philadelphia*	1.5-7.5	10/30/11	at Philadelphia	4-23
12/22/07	at Carolina*	2-11.5	12/24/11	vs. Philadelphia	2-12
10/19/08	at St. Louis	3-15	1/1/12	at N.Y. Giants	1.5-12.5
11/27/08	vs. Seattle*	3-21	9/5/12	at N.Y. Giants*	2-21
12/14/08	vs. N.Y. Giants*	3-18	9/23/12	vs. Tampa Bay*	2-19
10/11/09	at Kansas City*	2-14	11/4/12	at Atlanta	1.5-1.5
10/25/09	vs. Atlanta*	2-10	9/15/13	at Kansas City	2-12
11/15/09	at Green Bay	2-7	9/22/13	vs. St. Louis*	2-12
12/19/09	at New Orleans*	2-9	9/7/14	vs. Indianapolis*	1.5-4.5
1/9/10	vs. Philadelphia*^	2-8	10/19/14	vs. San Francisco*	3-26
9/26/10	at Houston*	3-16	9/27/15	at Detroit*	1.5-9.5
10/10/10	vs. Tennessee	2-3	2/7/16	vs. Carolina*^	2-24
12/19/10	vs. Washington*	2-11	9/8/16	vs. Carolina	1.5-9.5

^Playoff Game

WARE A TWO-TIME NFL SACK LEADER

PLAYER TO LEAD THE NFL IN SACKS IN MULTIPLE SEASONS (SINCE 1982)

Player	Year 1	Year 2
Mark Gastineau, NYJ	1983 (19.0)	1984 (22.0)
Reggie White, Phi.	1987 (21.0)	1988 (18.0)
Kevin Greene, Pit./Car.	1994 (14.0)	1996 (14.5)
Michael Strahan, NYG	2001 (22.5)	2003 (18.5)
DeMarcus Ware, Dal.	2008 (20.0)	2010 (15.5)

DEMARCUS WARE'S 2016 GAME-BY-GAME

(Victories asterisked)

2016 DENVER (6-2)		TACKLES								
Date	Opponent	P/S	UT	A	TT	S-Yds.	I-Yds.	PD	FF	FR
Sep 8	vs. Carolina*	S	2	1	3	1.5-9.5	0-0	0	0	0
Sep 18	vs. Indianapolis*	S	0	1	1	0.5-3.5	0-0	0	0	0
GAMES 3-7										
Oct 30	vs. San Diego*	P	0	0	0	0-0	0-0	1	0	0
Preseason Totals		3/2	2	2	4	2-13	0-0	1	0	0



DEKODA WATSON

57

LINEBACKER

6-2 • 245 • 7th Yr. • FLORIDA STATE

BORN: March 3, 1988, in Aiken, S.C.

HIGH SCHOOL: South Aiken (S.C.) High School

ACQUIRED: Unrestricted Free Agent, 2016

NFL YEAR: 7th • YEAR WITH BRONCOS: 1st

NFL GAMES PLAYED/STARTED: 80/7 • POSTSEASON GP/GS: 4/0



WATSON AT A GLANCE:

- A seventh-year linebacker who played 80 regular-season games (7 starts) and four postseason contests with Tampa Bay (2010-13), Jacksonville (2014), Dallas (2014), New England (2015) and Denver (2016).
- Totaled 85 tackles (67 solo), three sacks (19 yds.), one interception, four passes defended, two forced fumbles and four fumble recoveries in addition to 43 special-teams stops in his first seven NFL seasons.
- Saw action in three regular-season games and two postseason contests for New England in 2015, contributing three special-teams tackles.
- Tallied eight tackles (3 solo) and six special-teams stops with Jacksonville (9 gms.) and Dallas (1 gm.) in 2014 in addition to appearing in two postseason contests with the Cowboys.
- Named NFC Special Teams Player of the Month (November, 2012) after totaling one blocked punt that led to a touchdown, one special-teams fumble recovery and two special-teams tackles.
- Opened 32-of-47 games at Florida State University, recording 184 tackles, 11.5 sacks, two interceptions, 10 passes defended, three fumble recoveries and one safety in addition to blocking three kicks.
- Joined the Broncos as an unrestricted free agent on May 16, 2016.
- Selected by the Buccaneers in the seventh round (217th overall) of the 2010 NFL Draft.

CAREER TRANSACTIONS: Signed by Tampa Bay as a draft choice 6/18/10; Signed by Jacksonville as an unrestricted free agent 3/12/14; Released by Jacksonville 11/11/14; Signed by Dallas 11/14/14; Released by Dallas 5/8/15; Signed by New England 5/12/15; Released by New England 8/31/15; Signed by New England 9/16/15; Released by New England 9/30/15; Signed by New England 12/29/15; Signed by Denver as an unrestricted free agent 5/16/16.



2016: Watson made his Broncos debut vs. Car. (9/8)... Saw action vs. Ind. (9/18)... Notched one solo tackle and one special-teams stop at Cin. (9/25)... Led the team with two special-team stops and added one tackle at T.B. (10/2)... Played on defense and special teams vs. Atl. (10/9) and at S.D. (10/13)... Tallied one solo tackle and one special-teams stop vs. Hou. (10/24).

2015: Watson appeared in three regular-season games and two postseason contests with New England... Signed by New England prior to Week 2 after competing with the Patriots in training camp... Saw action in two games in Weeks 2-3 before rejoining the club for Week 17 at Mia. (1/3)... Contributed two special-teams tackles in three regular-season games... Tallied one tackle and one special-teams stop in New England's AFC Divisional Playoff Game vs. K.C. (1/16).

2014: Watson played 10 regular season games with Jacksonville (9) and Dallas (1) and two postseason games for the Cowboys... Appeared in the Jaguars' first nine games, totaling eight tackles (3 solo) and six special-teams stops... Notched a career-best three special-teams tackles vs. Dal. (11/9)... Played one game with Dallas and was inactive for the rest of the regular season... Notched one special-teams tackle in two postseason contests with the Cowboys.

2013: Watson saw action in 15 regular-season games (3 starts) for Tampa Bay, setting career highs in tackles (37), solo stops (29) and sacks (2)... Added one interception, one forced fumble, one fumble recovery and five special-teams stops... Opened the last three games of his season, racking up 17 tackles (15 solo), one forced fumble and one special-teams stop... Posted a career-best 11 tackles (9 solo) vs. S.F. (12/15).

2012: Watson appeared in all 16 regular-season games for Tampa Bay and made two solo defensive tackles in addition to seven special-teams stops... Blocked a pair of punts and recovered two fumbles on special teams... Named Special Teams Player of the Month for November after contributing one blocked punt that led to a touchdown, one special-teams fumble recovery and two special-teams tackles in Tampa Bay victories... Blocked a punt that was returned for a touchdown vs. S.D. (11/11)... Recovered a special-teams fumble at Car. (11/18) and vs. Phi. (12/9).

2011: Watson played 14 regular-season games (2 starts) for Tampa Bay, tallying 17 tackles (15 solo), one sack (7 yds.), two passes defended, one forced fumble, one fumble recovery and six special-teams stops... Returned a fumble seven yards for a touchdown vs. Dal. (12/17).

2010: Selected by Tampa Bay in the seventh round (217th overall) of the 2010 NFL Draft, Watson appeared in 15 games (1 start) as a rookie... Posted 18 tackles (16 solo) and one pass defended in addition to 13 special-teams stops... Tallied multiple special-teams tackle in four games... Made his NFL debut vs. Cle. (9/12)... Started his first career game vs. Car. (11/14) and made three solo tackles.

COLLEGE: Watson started 32-of-47 games at Florida State University, recording 184 tackles, 11.5 sacks, two interceptions, 10 passes defended, three fumble recoveries and one safety in addition to blocking three kicks... Named a team captain and second-team All-Atlantic Coast Conference selection as a senior after registering 65 tackles, 6.5 sacks, one pass defended and one fumble recovery.

PERSONAL: Watson attended South Aiken (S.C.) High School, where he played defensive end... Registered 225 tackles, 61.0 tackles for loss and 29.0 sacks over his junior and senior seasons, earning Prep Star All-Region honors and was named to the *Orlando Sentinel* All-Southern Team... Competed in track and field as a sprinter... Traveled to Costa Rica on a mission trip in March 2012 to promote the game of football and lend support to underprivileged communities... Graduated from Florida State with a degree in social science... Dekoda Watson was born on March 3, 1988, in Aiken, S.C.

WATSON'S REGULAR SEASON RECORD

Year	Club	G	S	UT	A	TT	S-Yds.	I-Yds.	PD	FF	FR	TD-Int.	TD-FR	S	Pts.
2010	Tampa Bay	15	1	16	2	18	0-0	0-0	1	0	0	0	0	0	0
2011	Tampa Bay	14	2	15	2	17	1-7	0-0	2	1	1	0	1	0	6
2012	Tampa Bay	16	0	2	0	2	0-0	0-0	0	0	2	0	0	0	0
2013	Tampa Bay	15	3	29	8	37	2-12	1-0	1	1	1	0	0	0	0
2014	Jac./Dal.	10	1	3	5	8	0-0	0-0	0	0	0	0	0	0	0
2015	New England	3	0	0	0	0	0-0	0-0	0	0	0	0	0	0	0
2016	Denver	7	0	2	1	3	0-0	0-0	0	0	0	0	0	0	0
CAREER TOTALS		80	7	67	18	85	3-19	1-0	4	2	4	0	1	0	6

ADDITIONAL STATISTICS: Special-teams tackles — 2010 (13), 2011 (6), 2012 (7), 2013 (5), 2014 (4), 2015 (2), 2016 (4), TOTAL (43).

WATSON'S POSTSEASON RECORD

Year	Club	G	S	UT	A	TT	S-Yds.	I-Yds.	PD	FF	FR	TD-Int.	TD-FR	S	Pts.
2014	Dallas	2	0	0	0	0	0-0	0-0	0	0	0	0	0	0	0
2015	New England	2	0	0	0	0	0-0	0-0	0	0	0	0	0	0	0
CAREER TOTALS		4	0	0	1	1	0-0	0-0	0	0	0	0	0	0	0

ADDITIONAL STATISTICS: Special-teams tackles — 2014 (1), 2015 (1), TOTAL (2).

WATSON'S SINGLE-GAME HIGHS

(Postseason in parentheses)

Tackles — 11 vs. San Francisco, 12/15/13 (1 vs. Kansas City, 1/16/16). **Sacks** — 1, three times, last at Detroit, 11/24/13 (none). **Sack yards** — 11 at New York Jets, 9/8/13 (none). **Special Teams Tackles** — 3 vs. Dallas, 11/9/14 (1, twice, last vs. Kansas City, 1/24/16).

DEKODA WATSON'S 2016 GAME-BY-GAME

(Victories asterisked)

2016 DENVER (5-2)		TACKLES									
Date	Opponent	P/S	UT	A	TT	S-Yds.	I-Yds.	PD	FF	FR	
Sep 8	vs. Carolina*	P	0	0	0	0-0	0-0	0	0	0	
Sep 18	vs. Indianapolis*	P	0	0	0	0-0	0-0	0	0	0	
Sep 25	at Cincinnati*	P	1	0	1	0-0	0-0	0	0	0	
Oct 2	at Tampa Bay*	P	0	1	0	0-0	0-0	0	0	0	
Oct 9	vs. Atlanta	P	0	0	0	0-0	0-0	0	0	0	
Oct 13	at San Diego	P	0	0	0	0-0	0-0	0	0	0	
Oct 24	vs. Houston*	P	1	0	1	0-0	0-0	0	0	0	
Season Totals			7/0	2	1	3	0-0	0-0	0	0	0

**KAYVON WEBSTER****36****CORNERBACK****5-11 • 198 • 4TH YR. • SOUTH FLORIDA****BORN:** Feb. 1, 1991, in Opa-Locka, Fla.**HIGH SCHOOL:** Monsignor Pace High School, Opa-Locka, Fla.**ACQUIRED:** Draft #3 (90th overall), 2013**NFL YEAR:** 4th • **YEAR WITH BRONCOS:** 4th**NFL GAMES PLAYED/STARTED:** 48/2 • **POSTSEASON GP/GS:** 7/0**WEBSTER AT A GLANCE:**

- A fourth-year cornerback who played 48 games (2 starts) and seven postseason contests during his first four NFL seasons with the Broncos, tallying 62 tackles (56 solo), one interception (10 yds.), 14 passes defended and one forced fumble.
- Tied for the team-lead with nine special teams tackles for Denver in 2015.
- Recorded 19 tackles (18 solo) and two passes defense in 12 games for the Broncos in 2014.
- Appeared in 14 regular-season games (2 starts) as a rookie in 2013, totaling 38 tackles (34 solo), one interception (10 yds.), nine passes defended and one forced fumble.
- Saw action in 49-of-50 possible games (32 starts) during his career at the University of South Florida and totaled 190 tackles (136 solo), two sacks (39 yds.), three interceptions (34 yds.), 18 passes defended, four forced fumbles and two fumble recoveries.
- Earned first-team All-Big East Conference recognition following his senior season in which he led the Bulls with a career-high 82 tackles (61 solo) and added forced three fumbles.
- Clocked at 4.34 seconds in the 40-yard dash as one of the most physically gifted players in the 2013 draft class.
- Selected by the Broncos in the third round (90th overall) of the 2013 NFL Draft.

CAREER TRANSACTIONS: Signed by Denver as a draft choice 6/13/13.

2016: Webster was named special-teams captain by his teammates... Posted one solo tackle and one special-teams stop vs. Car. (9/8)... Notched one tackle vs. Ind. (9/18)... Played at Cin. (9/25) and at T.B. (10/2)... Was inactive vs. Atl. (10/9)... Tallied one pass defended and one special-teams tackle at S.D. (10/13)... Notched one special-teams tackle vs. Hou. (10/24)... Made one solo tackle before leaving the game with an injury vs. S.D. (10/30).

2015: Webster tied for the team-lead with nine special teams tackles and added two passes defended while playing 15 games in the regular season... Contributed on defense and special teams in Denver's three postseason contests, downing two punts inside the 5-yard line, forcing one muffed punt and adding two special-teams stops... Posted one solo tackle and one pass defended vs. S.D. (1/3)... Recorded one special-teams stop and downed a punt inside the 5-yard line in Denver's AFC Divisional Playoff Game vs. Pit. (1/17)... Notched two tackles and one pass defended in Denver's AFC Championship Game vs. N.E. (1/24)... Posted one special-teams tackle in Denver's Super Bowl 50 victory vs. Car. (2/7).

2014: Webster played 12 regular-season games, totaling 19 tackles (18 solo), two passes defended and four special-teams stops... Recorded a season-high four solo tackles at NYJ (10/12) and matched that total six weeks later vs. Mia. (11/23)... Missed Games 12-14 with a shoulder injury sustained against the Dolphins... Recorded a career-high two passes defended vs. Oak. (12/28).

2013: Selected by the Broncos in the third round (90th overall) of the 2013 NFL Draft, Webster played 14 games (2 starts) as a rookie, finishing with 38 tackles to go along with one interception (10 yds.), nine passes defended, one forced fumble and two special-teams stops... Appeared in all three postseason contests for Denver... Made a pair of special-teams stops in Denver's Week 2 win at NYG (9/15)... Made his first NFL start at Dal. (10/6) and forced a fumble... Intercepted his first career pass vs. Jac. (10/13).

COLLEGE: Webster played 49-of-50 possible games (32 starts) at the University of South Florida, totaling 190 career tackles (136 solo), two sacks (39 yds.), three interceptions (34 yds.), 18 passes defended, four forced fumbles and two fumble recoveries... Opened 11-of-12 games as a senior and was named a first-team All-Big East Conference selection after becoming the league's only cornerback to lead his team in tackles (82)... Started all 11 games played for the Bulls as a junior and was a second-team all-conference pick after tallying 49 tackles (36 solo), two interceptions, nine passes defended, one forced fumble and one fumble recovery.

PERSONAL: Webster was a two-time All-Dade County selection in football as a two-way player for Monsignor Pace High School in Opa-Locka, Fla.... Caught 30 passes for 500 yards (16.7 avg.) and eight touchdowns on offense in addition to posting 65 tackles, four sacks, seven forced fumbles and 10 fumble recoveries on defense as a senior... Graduated from South Florida with a degree in health science... Kayvon

Webster was born on Feb. 1, 1991, in Opa-Locka, Fla.

WEBSTER'S REGULAR SEASON RECORD

Year	Club	G	S	UT	A	TT	S-Yds.	I-Yds.	PD	FF	FR	TD-Int.	TD-FR	S	Pts.
2013	Denver	14	2	34	4	38	0-0	1-10	9	1	0	0	0	0	0
2014	Denver	12	0	18	1	19	0-0	0-0	2	0	0	0	0	0	0
2015	Denver	15	0	2	0	2	0-0	0-0	2	0	0	0	0	0	0
2016	Denver	7	0	3	1	4	0-0	0-0	1	0	0	0	0	0	0
CAREER TOTALS		48	2	57	6	63	0-0	1-10	14	1	0	0	0	0	0

ADDITIONAL STATISTICS: Special-teams tackles — 2013 (2), 2014 (4), 2015 (9), 2016 (3), TOTAL (18).

WEBSTER'S POSTSEASON RECORD

Year	Club	G	S	UT	A	TT	S-Yds.	I-Yds.	PD	FF	FR	TD-Int.	TD-FR	S	Pts.
2013	Denver	3	0	0	0	0	0-0	0-0	0	0	0	0	0	0	0
2014	Denver	1	0	0	0	0	0-0	0-0	0	0	0	0	0	0	0
2015	Denevr	3	0	2	0	2	0-0	0-0	1	0	0	0	0	0	0
CAREER TOTALS		7	0	2	0	2	0-0	0-0	1	0	0	0	0	0	0

ADDITIONAL STATISTICS: Special-teams tackles — 2015 (1), TOTAL (1).

WEBSTER'S SINGLE GAME HIGHS

(Postseason in parentheses)

Tackles — 5, three times, last vs. San Diego, 12/12/13 (2 vs. New England, 1/24/16). **Interceptions** — 1 vs. Jacksonville, 10/13/13 (none). **Interception return yards** — 10 vs. Jacksonville, 10/13/13 (none). **Passes Defensed** — 2 vs. Oakland, 12/28/14 (1 vs. New England, 1/24/16).

KAYVON WEBSTER'S 2016 GAME-BY-GAME

(Victories asterisked)

2016 DENVER (6-2)		TACKLES									
Date	Opponent	P/S	UT	A	TT	S-Yds.	I-Yds.	PD	FF	FR	
Sep 8	vs. Carolina*	P	1	0	1	0-0	0-0	0	0	0	
Sep 18	vs. Indianapolis*	P	0	1	1	0-0	0-0	0	0	0	
Sep 25	at Cincinnati*	P	0	0	0	0-0	0-0	0	0	0	
Oct 2	at Tampa Bay*	P	0	0	0	0-0	0-0	0	0	0	
Oct 9	vs. Atlanta										
Oct 13	at San Diego	P	0	0	0	0-0	0-0	1	0	0	
Oct 24	vs. Houston*	P	1	0	1	0-0	0-0	0	0	0	
Oct 30	vs. San Diego*	P	1	0	1	0-0	0-0	0	0	0	
Preseason Totals			7/0	3	1	4	0-0	0-0	1	0	0

**SYLVESTER WILLIAMS****92****NOSE TACKLE****6-2 • 313 • 4TH YR. • NORTH CAROLINA****BORN:** Nov. 21, 1988, in Jefferson City, Mo.**HIGH SCHOOL:** Jefferson City (Mo.) High School**ACQUIRED:** Draft #1 (28th overall), 2013**NFL YEAR:** 4th • **YEAR WITH BRONCOS:** 4th**NFL GAMES PLAYED/STARTED:** 52/40 • **POSTSEASON GP/GS:** 7/6**WILLIAMS AT A GLANCE:**

- A fourth-year nose tackle who appeared in 52 regular-season games (40 starts) and seven postseason contests (6 starts) for the Broncos during his first four NFL seasons.
- Opened all 15 games played in 2015, finishing with a career-best 25 tackles (18 solo) and 2.5 sacks (6 yds.) for the league's top-ranked defense (283.1 ypg).
- Started 13-of-16 games for Denver in 2014 and totaled 21 tackles (17 solo) for the league's second-ranked run defense that yielded the fewest rushing yards per game (79.8) in team history.
- Played 13 regular-season games (4 starts) and started all three postseason contests during his rookie campaign in 2013, totaling 19 tackles (12 solo), two sacks (8 yds.) and one fumble recovery.
- Opened all 45 games played during his collegiate career at the University of North Carolina (2011-12) and Coffeyville Community College (2009-10).
- Recognized as a first-team All-America and All-Atlantic Coast Conference selection following his senior campaign for the Tar Heels in which his six sacks tied for the league lead among defensive tackles.
- Started all 20 contests at Coffeyville C.C., working his way up from a walk-on in 2009 to a first-team All-Kansas Jayhawk Community College Conference pick in 2010.
- Selected by the Broncos in the first round (28th overall) of the 2013 NFL Draft.

CAREER TRANSACTIONS: Signed by Denver as a draft choice 7/25/13.

2016: Williams made one solo tackle vs. Car. (9/8)... Started at nose tackle vs. Ind. (9/18) and at Cin. (9/25)... Notched two solo tackles and one sack (7 yds.) at T.B. (10/2)... Logged two quarterback hits vs. Atl. (10/9)... Posted three tackles (1 solo) at S.D. (10/13)... Notched three tackles (1 solo) vs. Hou. (10/24)... Registered two tackles (1 solo) vs. S.D. (10/30).

2015: Williams opened all 15 regular-season games played in 2015, finishing with a career-best 25 tackles (18 solo) and 2.5 sacks (6 yds.)... Tallied a pair of tackles and one pass defended in Denver's three postseason contests... Posted three tackles (2 solo) and one sack (2 yds.) at Det. (9/27)... Notched 0.5 sacks (4 yds.) and four tackles (3 solo) vs. Min. (10/4)... Blocked a 38-yard field goal and made one tackle at Oak. (10/11)... Posted two tackles (1 solo) and one pass defended in Denver's Super Bowl 50 victory vs. Car. (2/7).

2014: Williams played all 16 regular-season games (13 starts), totaling 21 tackles (17 solo) and one pass defended... Contributed to a defensive line that allowed just 79.8 rushing yards per game in 2014—the lowest single-season figure in team history and second-best mark in the NFL in 2014.

2013: Selected by the Broncos in the first round (28th overall) of the 2013 NFL Draft, Williams played 13 games (4 starts) as a rookie, totaling 19 tackles (12 solo), two sacks (8 yds.), five tackles for a loss and one fumble recovery... Contributed two special-teams tackles during the regular season... Started all three playoff games for Denver and recorded three tackles (2 solo)... Posted one solo tackle for a loss in his NFL debut vs. Bal. (9/5)... Made his first NFL start vs. Ten. (12/8)... Registered his first career sack and tallied a career-best five tackles vs. S.D. (12/12)... Led the Broncos with three tackles for a loss at Hou. (12/22)... Recovered his first career fumble at Oak. (12/29).

COLLEGE: Williams started all 45 games played during his collegiate career at the University of North Carolina (2011-12) and Coffeyville Community College (2009-10), totaling 184 tackles (84 solo), 15.5 sacks (89 yds.), one interception, five passes defended, two forced fumbles and four blocked kicks... Named a first-team All-America and All-Atlantic Coast Conference selection following his senior campaign for the Tar Heels in which his six sacks tied for the league lead among defensive tackles... Started all 13 games in his first season at North Carolina in 2011 and was the recipient of the team's Jeffrey Cowell Memorial Award given to the outstanding first-year player for the defense... Opened all 20 contests at Coffeyville C.C., working his way up from a walk-on in 2009 to a first-team All-Kansas Jayhawk Community College Conference pick in 2010.

PERSONAL: Williams played just one season of prep football at Jefferson City (Mo.) High School, making the team as a 310-pound senior and helping the school achieve a final ranking of No. 12 in the state and win the Freeland Football League title... Graduated from North Carolina with a degree in communications... Worked

the night shift at Modine Manufacturing Company making radiator parts for large trucks before enrolling in college and pursuing a career in football... Sylvester Williams was born on Nov. 21, 1988, in Jefferson City, Mo.

WILLIAMS' REGULAR SEASON RECORD

Year	Club	G	S	UT	A	TT	S-Yds.	I-Yds.	PD	FF	FR	TD-Int.	TD-FR	S	Pts.
2013	Denver	13	4	12	7	19	2-8	0-0	0	0	1	0	0	0	0
2014	Denver	16	13	17	4	21	0-0	0-0	1	0	0	0	0	0	0
2015	Denver	15	15	18	7	25	2.5-6	0-0	0	0	0	0	0	0	0
2016	Denver	8	8	6	5	11	1-7	0-0	0	0	0	0	0	0	0
CAREER TOTALS		52	40	52	23	75	5.5-23	0-0	1	0	1	0	0	0	0

ADDITIONAL STATISTICS: Special-teams tackles — 2013 (2), TOTAL (2). Blocked FG— 2015 (1), TOTAL (1).

WILLIAMS' POSTSEASON RECORD

Year	Club	G	S	UT	A	TT	S-Yds.	I-Yds.	PD	FF	FR	TD-Int.	TD-FR	S	Pts.
2013	Denver	3	3	2	1	3	0-0	0-0	0	0	0	0	0	0	0
2014	Denver	1	0	1	0	1	0-0	0-0	0	0	0	0	0	0	0
2015	Denver	3	3	1	1	2	0-0	0-0	1	0	0	0	0	0	0
CAREER TOTALS		7	6	4	2	6	0-0	0-0	1	0	0	0	0	0	0

WILLIAMS' SINGLE-GAME HIGHS

(Postseason in parentheses)

Tackles — 5, twice, last at Houston, 12/22/13 (2, twice, last vs. Carolina, 2/7/16). Sacks — 1, five times, last at Tampa Bay, 10/2/16 (none). Sack yards — 8 at Houston, 12/22/13 (none).

SYLVESTER WILLIAMS' 2016 GAME-BY-GAME

(Victories asterisked)

2016 DENVER (6-2)		TACKLES													
Date	Opponent	P/S	UT	A	TT	S-Yds.	I-Yds.	PD	FF	FR					
Sep 8	vs. Carolina*	S	1	0	1	0-0	0-0	0	0	0					
Sep 18	vs. Indianapolis*	S	0	0	0	0-0	0-0	0	0	0					
Sep 25	at Cincinnati*	S	0	0	0	0-0	0-0	0	0	0					
Oct 2	at Tampa Bay*	S	2	0	2	1-7	0-0	0	0	0					
Oct 9	vs. Atlanta	S	0	0	0	0-0	0-0	0	0	0					
Oct 13	at San Diego	S	1	2	3	0-0	0-0	0	0	0					
Oct 24	vs. Houston*	S	1	2	3	0-0	0-0	0	0	0					
Oct 30	vs. San Diego*	S	1	1	2	0-0	0-0	0	0	0					
Season Totals			8/8	6	5	11	1-7	0-0	0	0	0				

**BILLY WINN****97****DEFENSIVE END****6-4 • 300 • 5TH YR. • BOISE STATE****BORN:** April 15, 1989, in Las Vegas**HIGH SCHOOL:** Las Vegas (Nev.) High School**ACQUIRED:** Unrestricted Free Agent (Indianapolis), 2016**NFL YEAR:** 4th • **YEAR WITH BRONCOS:** 4th**NFL GAMES PLAYED/STARTED:** 60/21**WINN AT A GLANCE:**

- A fifth-year defensive end who saw action in 60 games (21 starts) in his first four NFL seasons with Cleveland (2012-14), Indianapolis (2015) and Denver (2016).
- Posted 104 tackles (66 solo), three sacks (19 yds.), two interceptions, five passes defended, two forced fumbles and five fumble recoveries in his career.
- Played 12 games (3 starts) for Indianapolis in 2015, registering 14 tackles (6 solo) and two fumble recoveries before being placed on injured reserve on Dec. 21, 2015.
- Spent the first three seasons of his career and the 2015 preseason with Cleveland before being traded to Indianapolis on Sept. 11, 2015.
- Started 41-of-53 games at Boise State University, totaling 131 career tackles, 15.5 sacks, four fumble recoveries and one forced fumble.
- Joined the Broncos as an unrestricted free agent on Aug. 1, 2016.
- Selected by Cleveland in the sixth round (205th overall) of the 2012 NFL Draft.

CAREER TRANSACTIONS: Signed by Cleveland as a draft choice 5/11/12; Traded to Indianapolis 9/11/15; Signed by Denver 8/1/16.



2016: Winn made his Broncos debut vs. Car. (9/8)... Posted one solo tackle vs. Ind. (9/18) and at Cin. (9/25)... Made one tackle and recovered a fumble (4 yds.) at T.B. (10/2)... Assisted on two tackles vs. Atl. (10/9)... Notched two solo stops at S.D. (10/13)... Assisted on one tackle vs. Hou. (10/24)... Registered four tackles (2 solo) vs. S.D. (10/30).

2015: Winn played 12 games (3 starts) for Indianapolis after being acquired in a trade before the start of the regular season... Spent training camp competing with the Browns... Recorded 14 tackles (11 solo) and two fumble recoveries... Matched a career-high with five tackles vs. N.O. (10/25)... Placed on injured reserve on Dec. 21.

2014: Winn saw action in 13 games (5 starts) for Cleveland, totaling a career-best 31 tackles (17 solo), one interception, one forced fumble and one blocked field goal... Blocked a 31-yard field goal vs. T.B. (11/2)... Picked off Cam Newton vs. Car. (12/21).

2013: Winn played 11 games (3 starts) for Cleveland, posting 30 tackles (21 solo), two sacks (13 yds.) and one forced fumble... Saw action at fullback in goaline situations... Forced a fumble that led to a touchdown vs. Chi. (12/15).

2012: Selected Browns in the sixth round (205th overall) of the 2012 NFL Draft, Winn started 10-of-16 games played... Tallied 26 tackles (19 solo), one sack (6 yds.), one interception and two fumble recoveries... Made his NFL debut and earned his first start vs. Phi. (9/9)... Recorded first career fumble recovery and returned it 35 yards vs. Cin. (10/14)... Notched his first sack vs. S.D. (10/28)... Posted his first interception vs. Pit. (11/25).

COLLEGE: Winn opened 41-of-53 games at Boise State University, totaling 131 career tackles, 15.5 sacks, four fumble recoveries and one forced fumble... Tallied 33 tackles, three sacks and one fumble recovery as a senior... Posted 28 tackles and 4.5 sacks as a junior... Named to the second-team All-Mountain West Conference team as a sophomore after notching 44 tackles, six sacks and three passes defended.

PERSONAL: Winn attended Las Vegas (Nev.) High School where he was named an all-state first-team choice as a senior after recording 18.0 sacks, three forced fumbles and two fumble recoveries... Lettered in wrestling and track... Played in the East-West All-American Bowl following his senior season... Billy Winn was born on April 15, 1989, in Las Vegas.

WINN'S REGULAR SEASON RECORD

Year	Club	G	S	UT	A	TT	S-Yds.	I-Yds.	PD	FF	FR	TD-Int.	TD-FR	S	Pts.
2012	Cleveland	16	10	19	7	26	1-6	1-0	3	0	2	0	0	0	0
2013	Cleveland	11	3	18	3	21	2-13	0-0	0	1	0	0	0	0	0
2014	Cleveland	13	5	17	14	31	0-0	1-0	2	0	0	0	0	0	0
2015	Indianapolis	12	3	6	8	14	0-0	0-0	0	0	2	0	0	0	0
2016	Denver	8	0	6	6	12	0-0	0-0	0	0	1	0	0	0	0
CAREER TOTALS		60	21	66	38	104	3-19	2-0	5	2	5	0	0	0	0

WINN'S SINGLE GAME HIGHS

(Postseason in parentheses)

Tackles — 5, four times, last vs. New Orleans, 10/25/15. **Sacks** — 1, three times, last at Pittsburgh, 12/29/13. **Sack yards** — 7 at Pittsburgh, 12/29/13.

BILLY WINN'S 2016 GAME-BY-GAME

(Victories asterisked)

2016 DENVER (6-2)		TACKLES													
Date	Opponent	P/S	UT	A	TT	S-Yds.	I-Yds.	PD	FF	FR					
Sep 8	vs. Carolina*	P	0	0	0	0-0	0-0	0	0	0					
Sep 18	vs. Indianapolis*	P	1	0	1	0-0	0-0	0	0	0					
Sep 25	at Cincinnati*	P	1	0	1	0-0	0-0	0	0	0					
Oct 2	at Tampa Bay*	P	0	1	1	0-0	0-0	0	0	0					
Oct 9	vs. Atlanta	P	0	2	2	0-0	0-0	0	0	0					
Oct 13	at San Diego	P	2	0	2	0-0	0-0	0	0	0					
Oct 24	vs. Houston*	P	0	1	1	0-0	0-0	0	0	0					
Oct 30	vs. San Diego*	P	2	2	4	0-0	0-0	0	0	0					
Season Totals			8/0	6	6	12	0-0	0-0	0	0	1				

**DEREK WOLFE****95****DEFENSIVE END****6-5 • 285 • 5TH YR. • CINCINNATI****BORN:** Feb. 24, 1990, in Lisbon, Ohio**HIGH SCHOOL:** Beaver Local High School, Lisbon, Ohio**ACQUIRED:** Draft #2a (36th overall), 2012**NFL YEAR:** 5th • **YEAR WITH BRONCOS:** 5th**NFL GAMES PLAYED/STARTED:** 63/63 • **POSTSEASON GP/GS:** 5/5**WOLFE AT A GLANCE:**

- A fifth-year defensive lineman who started all 63 regular-season games played and five post-season contests during his first five NFL seasons with Denver, totaling 168 tackles (116 solo), 21.5 sacks (139.5 yds.), seven passes defended and one fumble recovery.
- Notched a career-best 49 tackles (35 solo) and 5.5 sacks (38.5 yds.) in 2015, finishing with at least half a sack in nine of his last 10 games (including the postseason).
- Named AFC Defensive Player of the Week after posting seven tackles (4 solo) vs. G.B. (11/1/15).
- Recorded 35 tackles (24 solo), 1.5 sacks (1 yd.), three passes defended and one fumble recovery in addition to one blocked field goal for the Broncos in 2014.
- Opened all 16 contests in 2012 to join Barney Chavous (1973) as the only Broncos defensive linemen in team history to start every game as a rookie.
- Finished fourth on the team with six sacks (41 yds.) during his rookie campaign while participating in the seventh-most defensive snaps (903) on the club.
- Started his final 38 games at the University of Cincinnati, finishing fourth on the Bearcats' all-time list with 19.5 career sacks.
- Named Big East Conference co-Defensive Player of the Year and earned second-team All-America honors as a senior in 2011 after recording 9.5 sacks on the season and ranking first among Football Subdivision defensive tackles with 21.5 tackles for a loss.
- Selected by the Broncos in the second round (36th overall) of the 2012 NFL Draft.

CAREER TRANSACTIONS: Signed by Denver as a draft choice 5/21/12.

2016: Wolfe recorded two solo tackles vs. Car. (9/8)... Posted four tackles (3 solo), 1.5 sacks (3.5 yds.) and one pass defended vs. Ind. (9/18)... Recorded four solo tackles at Cin. (9/25)... Notched a career-best 2.5 sacks (16 yds.), six tackles (5 solo) and five quarterback hits at T.B. (10/2)... Posted three tackles (1 solo) and 0.5 sacks (5.5 yds.) vs. Atl. (10/9)... Registered three tackles (2 solo) at S.D. (10/13)... Tallied three tackles (2 solo) and one pass defended vs. Hou. (10/24)... Totaled three tackles (1 solo), one pass defended and three quarterback hits vs. S.D. (10/30).

2015: Wolfe tallied a career-best 49 tackles (35 solo) and 5.5 sacks (38.5 yds.) while starting all 12 games played in the regular season... Posted 15 tackles (10 solo) and 2.5 sacks (15 yds.) in Denver's three postseason contests... Finished the regular season and postseason with at least half a sack in seven straight contests and in nine of his last 10 games overall... Named AFC Defensive Player of the Week after leading the team with seven tackles (3 solo) vs. G.B. (11/1)... Led the team with a career-best eight tackles (6 solo) and sacked Patriots QB Tom Brady for 4 yards vs. N.E. (11/29)... Took down Steelers QB Ben Roethlisberger (8 yds.) and added four tackles (1 solo) in Denver's AFC Divisional Playoff Game vs. Pit. (1/17)... Posted six solo tackles, one sack (2 yds.) and one pass defended in Denver's AFC Championship Game vs. N.E. (1/24)... Tallied five tackles (3 solo) and 0.5 sacks (5 yds.) in Denver's Super Bowl 50 victory vs. Car. (2/7).

2014: Wolfe started all 16 regular-season games for the second time in his career, totaling 35 tackles (24 solo), 1.5 sacks (1 yd.) and one pass defended... Contributed to a defensive line that allowed just 79.8 rushing yards per game—the lowest single-season figure in team history and second-best mark in the NFL in 2014... Recorded season highs with five tackles each at NYJ (10/12) and N.E. (11/2)... Blocked his first career field goal at S.D. (12/14).

2013: Wolfe started the first 11 games for Denver, registering 16 tackles (11 solo) and four sacks (34 yds.) before missing six games and being placed on injured reserve (illness) on Jan. 14... Made a pair of tackles behind the line of scrimmage vs. Bal. (9/5)... Recovered his first career fumble and sacked quarterback Robert Griffin III vs. Was. (10/27).

2012: Wolfe opened all 16 regular-season games as well as Denver's postseason contest to join Barney Chavous (1973) as the only defensive linemen in Broncos history to start every game as a rookie... Finished third on the team with six sacks (41 yds.) and added 40 tackles (26 solo) while playing 903 defensive snaps... Became just the sixth Broncos rookie to register a sack in the team's season opener as he dropped quarter-

back Ben Roethlisberger for a 9-yard loss vs. Pit. (9/9)... Sacked quarterback Brady Quinn for a 5-yard loss in the second quarter vs. K.C. (12/30) to mark his third consecutive game with a quarterback takedown... Made three tackles in Denver's AFC Divisional Playoff Game vs. Bal. (1/12).

COLLEGE: Wolfe played 45 career games at the University of Cincinnati, starting his final 38 contests and totaling 161 tackles (89 solo), 19.5 sacks (126 yds.), two passes defended, three forced fumbles and three fumble recoveries... Finished fourth on the school's all-time sack list... Named Big East Conference co-Defensive Player of the Year and a second-team All-America selection after totaling 70 tackles (37 solo), 9.5 sacks (66 yds.), two forced fumbles and one fumble recovery as a senior... Ranked fifth in the nation with 21.5 tackles for a loss—a total that represented the fourth-most in school history and the most by a Football Bowl Subdivision defensive tackle in 2011... Recorded 48 tackles (29 solo), four sacks (21 yds.) and one pass defended as a junior to earn second-team all-conference honors from *The NFL Draft Report*... Contributed as a 13-game starter as a sophomore, totaling 41 tackles (21 solo), five sacks (32 yds.), one forced fumble and one fumble recovery... Played seven games at defensive tackle as a true freshman after being recruited to the Bearcats as an offensive tackle... Recognized as the All-American Strength and Conditioning Athlete of the Year by the National Strength and Conditioning Association (NSCA) in April 2011.

PERSONAL: Wolfe lettered three times as a defensive end, outside linebacker, tight end and offensive tackle at Beaver Local High School in Lisbon, Ohio, where he finished his prep career with 205 tackles... Collected 78 tackles and seven sacks as a senior in 2007 to earn Division III All-Ohio, All-Ohio Valley Athletic Conference, All-Eastern District and All-Ohio Valley Class AAAA first-team honors... Competed on the school's powerlifting team and qualified for the state finals as a junior and senior... Majored in criminal justice at Cincinnati and was named to the Big East Academic Honor Roll as a senior... Named the recipient of the 2015 Lou Holtz/Ohio Valley Hall of Fame Banquet's Lifetime Achievement Award... Derek J. Wolfe was born on Feb. 24, 1990, in Lisbon, Ohio.

WOLFE'S REGULAR SEASON RECORD

Year	Club	G	S	UT	A	TT	S-Yds.	I-Yds.	PD	FF	FR	TD-Int.	TD-FR	S	Pts.
2012	Denver	16	16	26	14	40	6-41	0-0	2	0	0	0	0	0	0
2013	Denver	11	11	11	5	16	4-34	0-0	0	0	1	0	0	0	0
2014	Denver	16	16	24	11	35	1.5-1	0-0	1	0	0	0	0	0	0
2015	Denver	12	12	35	14	49	5.5-38.5	0-0	1	0	0	0	0	0	0
2016	Denver	8	8	20	8	28	4.5-25	0-0	3	0	0	0	0	0	0
CAREER TOTALS		63	63	116	52	168	21.5-139.5	0-0	7	0	1	0	0	0	0

ADDITIONAL STATISTICS: Blocked a field goal at San Diego, 12/14/14.

WOLFE'S POSTSEASON RECORD

Year	Club	G	S	UT	A	TT	S-Yds.	I-Yds.	PD	FF	FR	TD-Int.	TD-FR	S	Pts.
2012	Denver	1	1	2	1	3	0-0	0-0	0	0	0	0	0	0	0
2014	Denver	1	1	2	1	3	0-0	0-0	0	0	0	0	0	0	0
2015	Denver	3	3	10	5	15	2.5-15	0-0	1	0	0	0	0	0	0
CAREER TOTALS		5	5	14	7	21	2.5-15	0-0	1	0	0	0	0	0	0

WOLFE'S SINGLE GAME HIGHS

(Postseason in parentheses)

Tackles — 8 vs. New England, 11/29/15 (6 vs. New England, 1/24/16). **Sacks** — 2.5 at Tampa Bay, 10/2/16 (1, twice, last vs. New England, 1/24/16). **Sack yards** — 16 at Tampa Bay, 10/2/16 (8 vs. Pittsburgh, 1/17/16). **Pass defended** — 1, six times, last vs. Houston, 10/24/16 (1 vs. New England, 1/24/16). **Fumble recoveries** — 1, twice, last at Cincinnati, 11/4/12 (none). **Fumble return yards** — 1 vs. Washington, 10/27/13 (none).

DEREK WOLFE'S 2016 GAME-BY-GAME

(Victories asterisked)

2016 DENVER (6-2)			TACKLES									
Date	Opponent	P/S	UT	A	TT	S-Yds.	I-Yds.	PD	FF	FR		
Sep 8	vs. Carolina*	S	2	0	2	0-0	0-0	0	0	0		
Sep 18	vs. Indianapolis*	S	3	1	4	1.5-3.5	0-0	1	0	0		
Sep 25	at Cincinnati*	S	4	0	4	0-0	0-0	0	0	0		
Oct 2	at Tampa Bay*	S	5	1	6	2.5-16	0-0	0	0	0		
Oct 9	vs. Atlanta	S	1	2	3	0.5-5.5	0-0	0	0	0		
Oct 13	at San Diego	S	2	1	3	0-0	0-0	0	0	0		
Oct 24	vs. Houston*	S	2	1	3	0-0	0-0	1	0	0		
Oct 30	vs. San Diego*	S	1	2	3	0-0	0-0	1	0	0		
Season Totals		7/7	20	8	28	4.5-25	0-0	3	0	0		



C.J. ANDERSON

22

RUNNING BACK

5-8 • 224 • 4TH YR. • CALIFORNIA

BORN: Feb. 10, 1991, in Vallejo, Calif.

HIGH SCHOOL: Bethel High School, Vallejo, Calif.

ACQUIRED: College Free Agent, 2013

NFL YEAR: 4th • YEAR WITH BRONCOS: 4th

NFL GAMES PLAYED/STARTED: 42/20 • POSTSEASON GP/GS: 5/2



ANDERSON AT A GLANCE:

- A fourth-year player who appeared in 42 regular-season games (20 starts) and five postseason contests (2 starts) for the Broncos during the last three years after making the team as a college free agent in 2013.
- Rushed for 720 yards on 152 carries (4.7 avg.) with five touchdowns in addition to catching 25 passes for 183 yards (7.3 avg.) in the 2015 regular season.
- Led all NFL players with 234 rushing yards during the 2015 postseason, including 90 yards and a touchdown in Denver's Super Bowl 50 win against the Carolina Panthers to represent the third-highest rushing total by an undrafted running back in Super Bowl history.
- Selected as AFC Offensive Player of the Week (vs. New England, 11/19/15) after winning the game in overtime on a career-long 48-yard run and finishing with 15 carries for 113 yards (7.5 avg.) with two touchdowns.
- Emerged as a starter for the Broncos midway through the 2014 season and totaled 179 carries for 849 yards (4.7 avg.) with eight rushing touchdowns to become just the fifth undrafted running back in NFL history to make the Pro Bowl.
- Finished the 2014 season with 10 total touchdowns (8 rush, 2 rec.), marking the most by an undrafted Broncos running back in a single season.
- Led the NFL with seven rushing touchdowns in December 2014 to tie for the third-most rushing scores by an undrafted player in a single month in NFL history.
- Posted the top two rushing performances by an undrafted player in team history in back-to-back weeks in 2014 (167 and 168 yds., Weeks 11 and 12).
- Totaled two games with three rushing touchdowns in 2014, becoming only the second player in team annals (Terrell Davis, 3-1998) with multiple games in a season posting at least three rushing scores.
- Finished his rookie season in 2013 with seven carries for 38 yards (5.4 avg.) while contributing in 22 offensive plays and 36 special-teams snaps for Denver.
- Saw action in all 25 games in two seasons at the University of California-Berkeley and rushed for 1,135 yards and 12 touchdowns on 198 carries (5.7 avg.) after transferring from Laney College.
- Entered the NFL with Denver as a college free agent on May 1, 2013.

CAREER TRANSACTIONS: Signed by Denver as a college free agent 5/1/13.



2016: Anderson carried 20 times for 92 yards (4.6 avg.) with one touchdown and added four catches for 47 yards (11.8 avg.) with one touchdown vs. Car. (9/8)... Rushed 20 times for 74 yards (3.7 avg.) with one touchdown and caught three passes for 19 yards (6.3 avg.) vs. Ind. (9/18)... Carried 14 times for 37 yards and caught one pass for four yards at Cin. (9/25)... Rushed 19 times for 49 yards with one touchdown and caught one pass for three yards at T.B. (10/2)... Carried 11 times for 41 yards (3.7 avg.) and caught three passes for 21 yards (7.0 avg.) vs. Atl. (10/9)... Rushed 10 times for 37 yards (3.7 avg.) and caught four passes for 34 yards (8.5 avg.) at

ANDERSON. ONE OF FIVE UNDRAFTED PRO BOWL RUNNING BACKS

UNDRAFTED RUNNING BACKS TO MAKE THE PRO BOWL. NFL HISTORY

Player	Team	Season(s)
John Settle	Atlanta	1988
Priest Holmes	Kansas City	2001-03
Willie Parker	Pittsburgh	2006-07
Arian Foster	Houston	2010-12, '14
C.J. Anderson	Denver	2014

ANDERSON HAS SUPER BOWL TO REMEMBER

MOST RUSHING YARDS BY AN UNDRAFTED PLAYER, SINGLE GAME, SUPER BOWL HISTORY

Player	Opponent (Date)	Att.	Yds.	Avg.	TD
1. Dominic Rhodes, Ind.	vs. Chicago (2/4/07)	21	113	5.4	1
2. Willie Parker, Pit.	vs. Seattle (2/5/06)	10	93	9.3	1
3. C.J. Anderson, Den.	vs. Carolina (27/16)	23	90	3.9	1
4. Willie Parker, Pit.	vs. Arizona (2/1/09)	19	53	2.8	0
5. Steve Young, S.F.	vs. San Diego (1/29/95)	5	49	9.8	0

S.D. (10/13)... Produced his fifth career 100-yard rushing game, totaling 107 yards with one touchdown on 16 carries (6.7 avg.) vs. Hou. (10/24).

2015: Anderson appeared in 15 games (6 starts) in the regular season, finishing second on the team with 720 yards on 152 carries (4.7 avg.) with five touchdowns in addition to catching 25 passes for 183 yards (7.3 avg.) ... Carried 54 times for 234 yards (4.3 avg.) with two touchdowns and made nine catches for 39 yards (4.3 avg.) in Denver's three postseason contests... Posted the third 100-yard rushing performance of his career (14-101-7.2 avg.) and scored on a career-long 28-yard run vs. G.B. (11/1)... Recorded just the fourth overtime touchdown in team history on a career-long 48-yard run and finished with 15 carries for 113 yards (7.5 avg.) with two touchdowns vs. N.E. (11/29)... Named AFC Offensive Player of the Week for his efforts vs. N.E.... Rushed 15 times for 72 yards (4.8 avg.) with a 1-yard touchdown and caught two passes for 11 yards (5.5 avg.) in Denver's AFC Divisional Playoff Game vs. Pit. (1/17)... Carried the ball 16 times for 72 yards (4.5 avg.) and caught three passes for 18 yards (6.0 avg.) in Denver's AFC Championship Game vs. N.E. (1/24)... Rushed 23 times for 90 yards (3.9 avg.) with one touchdown in Denver's Super Bowl 50 victory vs. Car. (2/7) to represent the third-highest rushing total by an undrafted running back in Super Bowl history.

2014: Anderson started 7-of-15 regular-season games for the Broncos and totaled 849 yards on 179 rushes (4.7 avg.) with eight touchdowns in addition to catching 34 passes for 324 yards (9.5 avg.) with two scores... Selected to his first Pro Bowl to become just the fifth undrafted running back in NFL history to receive that honor... Finished the regular season with 10 total touchdowns (8 rush, 2 rec.) to represent the most by an undrafted Broncos running back in a single season... Racked up 163 yards from scrimmage (90 rush, 73 rec.) at Oak (11/9) after relieving injured starter Ronnie Hillman... Made his first career start at Stl. (11/16)... Posted the top two rushing performances by an undrafted player in team history in back-to-back weeks (167 vs. Mia. (11/23) and 168 yards at K.C. (11/30))... Earned FedEx Ground Player of the Week honors for his performance against the Chiefs... Led all NFL players with 709 total yards (472 rush, 237 rec.) in November, good for third in franchise history for yards from scrimmage in a single month... Paced the NFL with seven rushing touchdowns in December to tie for the third-most rushing scores by an undrafted player in a single month in NFL history... Tallied a career-high three rushing touchdowns vs. Buf. (12/7) and Oak. (12/28) to tie for third most in a game in club history... Named AFC Offensive Player of the Week for his three-touchdown performance against the Raiders.

2013: Anderson, who entered the NFL with Denver as a college free agent on May 1, appeared in five regular-season games, finishing his rookie season with 38 yards rushing on seven carries (5.4 avg.)... Missed the final three preseason games and the first seven contests of the regular season with a knee injury sustained during training camp... Made his NFL debut vs. Was. (10/27)... Rushed twice for nine yards (4.5 avg.) and caught his first career pass for 14 yards in Super Bowl XLVIII vs. Sea. (2/2).

COLLEGE: Anderson appeared in all 25 games (2 starts) in two seasons at the University of California-Berkeley after transferring from Laney College... Rushed for 1,135 yards and 12 touchdowns on 198 carries (5.7 avg.) for the Golden Bears and added 22 receptions for 350 yards and two scores... Totaled 126 rushes for 790 yards (6.3 avg.) and four touchdowns as a senior while topping the 100-yard mark on three occasions... Earned first-team All-America honors and led the NorCal Conference in rushing during his final season at Laney College in 2010, racking up 1,644 yards and 13 touchdowns on 206 attempts (8.0 avg.).

PERSONAL: Anderson attended Bethel High School in Vallejo, Calif., where he rushed for nearly 4,000 yards during his prep career and led his team to four consecutive playoff appearances... Majored in interdisciplinary studies at Cal... Cortrelle Javon Anderson was born on Feb. 10, 1991.

ANDERSON'S REGULAR SEASON RECORD

Year	Club	RUSHING							RECEIVING					SCORING				
		G	S	No.	Yds.	Avg.	LG	TD	No.	Yds.	Avg.	LG	TD	TD	TDp	TDp	2pt	Pts.
2013	Denver	5	0	7	38	5.4	11	0	0	0	0.0	—	0	0	0	0	0	0
2014	Denver	15	7	179	849	4.7	27	8	34	324	9.5	51t	2	10	8	2	0	60
2015	Denver	15	6	152	720	4.7	48t	5	25	183	7.3	27	0	5	5	0	0	30
2016	Denver	7	7	110	437	4.0	28	4	16	128	8.0	25t	1	5	4	1	0	30
CAREER TOTALS		42	20	448	2,044	4.6	48t	17	75	635	8.5	51t	3	20	17	3	0	110

ADDITIONAL STATISTICS: Miscellaneous tackles — 2014 (1), 2015 (5), TOTAL (6).

ANDERSON'S POSTSEASON RECORD

		RUSHING							RECEIVING					SCORING				
Year	Club	G	S	No.	Yds.	Avg.	LG	TD	No.	Yds.	Avg.	LG	TD	TD	TDp	TDrt	2pt	Pts.
2013	Denver	1	0	2	9	4.5	6	0	1	14	14.0	14	0	0	0	0	0	0
2014	Denver	1	1	18	80	4.4	22	0	6	29	4.8	15	0	0	0	0	0	0
2015	Denver	3	1	54	234	4.3	34	2	9	39	4.3	8	0	2	2	0	0	12
CAREER TOTALS		5	2	73	323	4.4	34	2	16	82	5.1	15	0	2	2	0	0	12

ANDERSON'S SINGLE GAME HIGHS

(Postseason in parentheses)

Rushes — 32 at Kansas City, 11/30/14 (23 vs. Carolina, 2/7/16). **Rushing yards** — 168 at Kansas City, 11/30/14 (90 vs. Carolina, 2/7/16). **Longest rush** — 48t vs. New England, 11/29/15 (34, twice, last vs. Carolina, 2/7/16). **Rushing touchdowns** — 3, twice, last vs. Oakland, 12/28/14 (1, twice, last vs. Carolina, 2/7/16). **Receptions** — 8, twice, last at Cincinnati, 12/22/14 (6 vs. Indianapolis, 1/11/15). **Receiving yards** — 86 at St. Louis, 11/16/14 (29 vs. Indianapolis, 1/11/15). **Longest reception** — 51t at Oakland, 11/9/14 (15 vs. Indianapolis, 1/11/15). **Receiving touchdowns** — 1, three times, last vs. Carolina, 9/8/16 (none). **Rushing yards in one quarter** — 71 (3rd) vs. Miami, 11/23/14 (36, twice, last vs. Carolina, 2/7/16). **Rushing yards in one half** — 114 (2nd) vs. Miami, 11/23/14 (66 (1st) vs. Indianapolis, 1/11/15). **Total yards** — 195 (167 rush, 28 rec.) vs. Miami, 11/23/14 (109 (80 rush., 29 rec.) vs. Indianapolis, 1/11/15). **Total touchdowns** — 3, twice, last vs. Oakland, 12/28/14 (1, twice, last vs. Carolina, 2/7/16).

ANDERSON'S 100-YARD RUSHING GAMES (5)

*denotes win (Anderson's teams are 5-0 when he records 100 or more yards rushing in a game.)

Date	Opponent	No.	Yds.	Avg.	LG	TD
11/23/14	vs. Miami*	27	167	6.2	26	1
11/30/14	at Kansas City*	32	168	5.3	20	0
11/1/15	vs. Green Bay*	14	105	7.2	28t	1
11/29/15	vs. New England	15	113	7.5	48t	2
10/24/16	vs. Houston	16	107	6.7	19	1

C.J. ANDERSON'S 2016 GAME-BY-GAME

(Victories asterisked)

2016 DENVER (5-2)		RUSHING							RECEIVING				SCORING			
Date	Opponent	P/S	No.	Yds.	Avg.	LG	TD	No.	Yds.	Avg.	LG	TD	TD	2pt.	Pts.	
Sep 8	vs. Carolina*	S	20	92	4.6	28	1	4	47	11.8	25t	1		0	12	
Sep 18	vs. Indianapolis*	S	20	74	3.7	13	1	3	19	6.3	11	0		0	6	
Sep 25	at Cincinnati*	S	14	37	2.6	13	0	1	4	4.0	4	0		0	0	
Oct 2	at Tampa Bay*	S	19	49	2.6	12	1	1	3	3.0	3	0		0	0	
Oct 9	vs. Atlanta	S	11	41	3.7	10	0	3	21	7.0	9	0		0	0	
Oct 13	at San Diego	S	10	37	3.7	11	0	4	34	8.5	11	0		0	0	
Oct 24	vs. Houston*	S	16	107	6.7	19	1	0	0	—	—	0		0	6	
Season Totals			7/7	110	437	4.0	28	4	16	128	8.0	25t	1	0	30	

**SAM BRENNER****67****CENTER****6-2 • 310 • 4TH YR. • UTAH****BORN:** April 27, 1990, in Oceanside, Calif.**HIGH SCHOOL:** Oceanside (Calif.) High School**ACQUIRED:** Waivers (Miami), 2015**NFL YEAR:** 4th • **YEAR WITH BRONCOS:** 2nd**NFL GAMES PLAYED/STARTED:** 10/4 • **POSTSEASON GP/GS:** 0/0**BRENNER AT A GLANCE:**

- A fourth-year center who appeared in 10 games (4 starts) for Miami (2013-15) and Denver (2015) during his first three NFL seasons.
- Spent eight weeks of the 2015 regular season and the entire postseason on Denver's active roster after being claimed off waivers from Miami.
- Appeared in three contests for the Dolphins in 2015 after starting 4-of-7 games played for the club during his rookie season in 2013.
- Spent the majority of his second season in 2014 on the Dolphins' practice squad before appearing on the team's active roster for the final game of the season.
- Started 26-of-51 games for the University of Utah, allowing just two combined sacks during the course of his junior and senior campaigns.
- Assigned to the Broncos via waivers from Miami on Nov. 18, 2015.
- Entered the NFL with Miami as a college free agent on May 3, 2013.

CAREER TRANSACTIONS: Signed by Miami as a college free agent 5/3/13; Waived by Miami 8/31/13; Signed by Miami (practice squad) 9/2/13; Signed by Miami (active roster) 11/16/13; Waived by Miami 8/30/14; Signed by Miami (practice squad) 9/1/14; Signed by Miami (active roster) 12/23/14; Waived by Miami 9/5/15; Signed by Miami (practice squad) 9/6/15; Signed by Miami (active roster) 9/11/15; Waived by Miami 9/14/15; Signed by Miami (practice squad) 9/16/15; Signed by Miami (active roster) 9/26/15; Waived by Miami 11/7/15; Signed by Miami 11/10/15; Waived by Miami 11/17/15; Claimed off waivers by Denver 11/18/15.



2015: Brenner appeared in three games with Miami before being claimed off waivers by Denver on Nov. 18 and spending the rest of the regular season and postseason on the club's active roster... Was inactive in eight regular season games and all three of Denver's postseason contests.

2014: Brenner spent the first 16 weeks of the season on Miami's practice squad... Promoted to the active roster and was inactive for the club's season finale.

2013: Brenner, who entered the NFL as a college free agent with Miami, started 4-of-7 games played... Earned all four of his starts at left guard... Made his NFL debut and first career start vs. S.D. (11/17).

COLLEGE: Brenner was a two-year starter at the University of Utah, playing 50-of-51 possible games and earning 26 starts in his collegiate career... Allowed just two sacks in 25 games as a junior and senior... Named second-team All-Pacific 12 Conference as a senior after starting all 12 games at left tackle (10) and right guard (2)... Started 12 games at right guard and one game at left tackle as a junior.

PERSONAL: Brenner was a two-time first-team all-league, all-North County and all-California Interscholastic Federation selection at Oceanside (Calif.) High School... Played in the California Bowl All-Star game following his senior season... Sam Brenner was born on April 27, 1990, in Oceanside, Calif.

BRENNER'S REGULAR SEASON RECORD

Year	Club	G	S
2013	Miami	7	4
2014	Miami	0	0
2015	Mia./Den.	3	0
CAREER TOTALS		10	4

BRENNER'S POSTSEASON RECORD

Year	Club	G	S
2015	Denver	0	0
CAREER TOTALS		0	0



VANCE WALKER

96

DEFENSIVE END

6-2 • 305 • 8TH YR. • GEORGIA TECH

BORN: April 26, 1987, in Fort Mill, S.C.

HIGH SCHOOL: Fort Mill (S.C.) High School

ACQUIRED: Unrestricted Free Agent, 2015

NFL YEAR: 8th • YEAR WITH BRONCOS: 2nd

NFL GAMES PLAYED/STARTED: 104/32 • POSTSEASON GP/GS: 7/2



WALKER AT A GLANCE:

- An eighth-year defensive end who appeared in 104 regular-season games (32 starts) and seven postseason contests (2 starts) with Atlanta (2009-12), Oakland (2013), Kansas City (2014) and Denver (2015) during his first seven NFL seasons.
- Totaled 172 tackles (120 solo), 12 sacks (73 yds.), two passes defended, three forced fumbles and one fumble recovery in his career.
- Produced multiple sacks in each of his last five seasons (2011-15), including two sacks (16 yds.) for the Broncos in 2015 while adding 33 tackles (22 solo).
- Started a personal-best 15 games for the Raiders in 2013, totaling a career-high 40 tackles (29 solo) and three sacks (15 yds.).
- Played 49 games (29 starts) for Georgia Tech, racking up 110 tackles (69 solo), 13 sacks, four forced fumbles and three fumble recoveries.
- Named a finalist for the 2008 Bednarik Award, presented annually to the nation's top defensive player, and was a first-team All-Atlantic Coast Conference selection his senior year.
- Joined the Broncos as a free agent on March 12, 2015.
- Selected by the Falcons in the seventh round (210th overall) of the 2009 NFL Draft.

CAREER TRANSACTIONS: Signed by Atlanta as a draft choice 6/5/09; Waived by Atlanta 9/5/09; Signed by Atlanta (practice squad) 9/6/09; Signed by Atlanta (active roster) 9/21/09; Signed by Oakland as an unrestricted free agent 3/18/13; Signed by Kansas City as an unrestricted free agent 3/14/14; Released by Kansas City 3/6/15; Signed by Denver 3/12/15.



2016: Walker saw action on defense and special teams at Chi. (8/11)... Placed on injured reserve on Aug. 19.

2015: Walker posted 33 tackles (22 solo) and two sacks (16 yds.) while playing 15 regular-season games (4 starts) in his first season in Denver... Notched five tackles (3 solo) in Denver's three postseason contests... Started and made three tackles in his Broncos debut vs. Bal. (9/13)... Recorded a career-best six tackles (3 solo) vs. K.C. (11/15)... Posted two tackles (1 solo) in Denver's AFC Divisional Playoff Game vs. Pit. (1/17)... Registered one solo stop in Denver's AFC Championship Game vs. N.E. (1/24)... Posted a pair of tackles (1 solo) in Denver's Super Bowl 50 victory vs. Car. (2/7).

2014: Walker played all 16 games (2 starts) with Kansas City, finishing with 19 tackles (14 solo) and two sacks (14 yds.)... Registered a season-high four tackles (3 solo) at Ari. (12/7)... Matched his career-high with five tackles (3 solo) at Cle. (10/18).

2013: Walker started all 15 games he appeared in for Oakland, totaling a career-high 40 tackles (29 solo), three sacks (15 yds.) and seven tackles for a loss... Tied his career high with five solo tackles, including one sack (6 yds.), at K.C. (10/13).

2012: Walker saw action in all 16 games (9 starts) for Atlanta, recording 32 tackles (21 solo), three sacks (20 yds.) and one forced fumble... Started both postseason contests and registered six tackles (4 solo) and one sack (8 yds.)... Posted a season-high four tackles each at S.D. (9/23) and at N.O. (11/11).

2011: Walker played all 16 games for Atlanta, totaling 18 tackles (13 solo), two sacks (8 yds.), one forced fumble and one fumble recovery... Posted his first career sack (4 yds.) at Hou. (12/4).

2010: Walker saw action in all 16 games (1 start) for Atlanta, recording 13 tackles (8 solo) and two passes defended... Tied his career high with five tackles (4 solo) vs. Cin. (10/24)... Appeared in his first career postseason contest in Atlanta's NFC Divisional Playoff Game vs. G.B. (1/15).

2009: Selected by Atlanta in the seventh round (210th overall) of the 2009 NFL Draft, Walker played 10 games (1 start) and recorded 13 tackles (8 solo) and two passes defended in his rookie campaign... Totaled a season-high three solo tackles vs. Was. (11/8).

COLLEGE: Walker saw action in 49 games (29 starts) at Georgia Tech and produced 110 tackles (69 solo), 13 sacks, four forced fumbles and three fumble recoveries during his career... Named a first-team All-Atlantic Coast Conference selection as a junior and a senior and was chosen as a finalist for the 2008 Bednarik

Award, presented annually to the nation's top defensive player.

PERSONAL: Walker prepped at Fort Mill (S.C.) High School, where he recorded 17.5 sacks and 41 tackles for loss as a senior... Vance Walker was born on April 26, 1987.

WALKER'S REGULAR SEASON RECORD

Year	Club	G	S	UT	A	TT	S-Yds.	I-Yds.	PD	FF	FR	TD-Int.	TD-FR	S	Pts.
2009	Atlanta	10	1	13	2	15	0-0	0-0	2	0	0	0	0	0	0
2010	Atlanta	16	1	8	7	15	0-0	0-0	0	0	0	0	0	0	0
2011	Atlanta	16	0	13	5	18	2-8	0-0	0	1	1	0	0	0	0
2012	Atlanta	16	9	21	11	32	3-20	0-0	0	1	0	0	0	0	0
2013	Oakland	15	15	29	11	40	3-15	0-0	0	0	0	0	0	0	0
2014	Kansas City	16	2	14	5	19	2-14	0-0	0	0	0	0	0	0	0
2015	Denver	15	4	22	11	33	2-16	0-0	0	0	0	0	0	0	0
CAREER TOTALS		104	32	123	16	172	12-73	0-0	2	2	1	0	0	0	0

WALKER'S POSTSEASON RECORD

Year	Club	G	S	UT	A	TT	S-Yds.	I-Yds.	PD	FF	FR	TD-Int.	TD-FR	S	Pts.
2010	Atlanta	1	0	0	0	0	0-0	0-0	0	0	0	0	0	0	0
2011	Atlanta	1	0	0	0	0	0-0	0-0	0	0	0	0	0	0	0
2012	Atlanta	2	2	4	2	6	1-8	0-0	0	0	0	0	0	0	0
2015	Denver	3	0	3	2	5	0-0	0-0	0	0	0	0	0	0	0
CAREER TOTALS		7	2	7	4	11	1-8	0-0	0	0	0	0	0	0	0

WALKER'S SINGLE GAME HIGHS

(Postseason in parentheses)

Tackles — 6 vs. Kansas City, 11/15/15 (4 vs. Seattle, 1/13/13). **Sacks** — 1, 11 times, last vs. Cincinnati, 12/28/15 (1 vs. Seattle, 1/13/13). **Sack yards** — 10 vs. Tennessee, 9/7/14 (8 vs. Seattle, 1/13/13).

VANCE WALKER'S 2016 GAME-BY-GAME

(Victories asterisked)

2016 DENVER (0-0)		TACKLES									
Date	Opponent	P/S	UT	A	TT	S-Yds.	I-Yds.	PD	FF	FR	
Aug 11	at Chicago*	P	0	0	0	0-0	0-0	0	0	0	
Preseason Totals			1/0	0	0	0	0-0	0-0	0	0	0

WON 6, LOST 2			* RUSHING			No.		Yds	Avg		Long	TD					
09/08 W 21-20	Carolina	76,843	C. Anderson			110	437	4.0		28	4						
09/18 W 34-20	Indianapolis	76,379	Booker			70	298	4.3		18	2						
09/25 W 29-17	at Cincinnati	63,850	Janovich			4	33	8.3		28t	1						
10/02 W 27- 7	at Tampa Bay	60,375	Siemian			14	30	2.1		11	0						
10/09 L 16-23	Atlanta	76,802	Bibbs			6	25	4.2		9	0						
10/13 L 13-21	at San Diego	58,904	Lynch			9	14	1.6		6	0						
10/24 W 27- 9	Houston	76,865	Thompson			1	1	1.0		1t	1						
10/30 W 27-19	San Diego	76,756	Norwood			1	0	0.0		0	0						
11/06	at Oakland		TEAM			215	838	3.9		28t	8						
11/13	at New Orleans		OPPONENTS			220	939	4.3		50	6						
11/27	Kansas City		* RECEIVING			No.		Yds	Avg		Long	TD					
12/04	at Jacksonville		Sanders			44	567	12.9		41t	3						
12/11	at Tennessee		Thomas			42	535	12.7		55t	4						
12/18	New England		C. Anderson			16	128	8.0		25t	1						
12/25	at Kansas City		Green			14	150	10.7		31	0						
01/01	Oakland		Norwood			14	129	9.2		21	0						
	Denv.	Opp.	Booker			14	99	7.1		17	0						
TOTAL FIRST DOWNS			156	145	Fowler			7	55	7.9		13	1				
Rushing			50	45	Phillips			5	40	8.0		16	1				
Passing			89	85	Taylor			4	65	16.3		35	0				
Penalty			17	15	Janovich			3	36	12.0		13	0				
3rd Down: Made/Att			37/103	44/117	Latimer			3	22	7.3		10	0				
3rd Down Pct.			35.9	37.6	Heuerman			2	48	24.0		29	0				
4th Down: Made/Att			5/7	4/11	Bibbs			1	6	6.0		6	0				
4th Down Pct.			71.4	36.4	TEAM			169	1880	11.1		55t	10				
POSSESSION AVG.			29:06	30:54	OPPONENTS			152	1619	10.7		53	6				
TOTAL NET YARDS			2611	2410	* INTERCEPTIONS			No.		Yds	Avg		Long	TD			
Avg. Per Game			326.4	301.3	Talib			3	86	28.7		46t	1				
Total Plays			506	530	Roby			1	49	49.0		49t	1				
Avg. Per Play			5.2	4.5	Stewart			1	25	25.0		25	0				
NET YARDS RUSHING			838	939	Ward			1	23	23.0		23	0				
Avg. Per Game			104.8	117.4	Parks			1	1	1.0		1	0				
Total Rushes			215	220	Harris			1	0	0.0		0	0				
NET YARDS PASSING			1773	1471	TEAM			8	184	23.0		49t	2				
Avg. Per Game			221.6	183.9	OPPONENTS			5	48	9.6		24t	1				
Sacked/Yards Lost			18/107	26/148	* PUNTING			No.		Yds	Avg		Net	TB	In	Lg	B
Gross Yards			1880	1619	Dixon			39	1818	46.6	42.2	3	12	68	0		
Att./Completions			273/169	284/152	TEAM			39	1818	46.6	42.2	3	12	68	0		
Completion Pct.			61.9	53.5	OPPONENTS			38	1984	52.2	44.4	7	15	76	0		
Had Intercepted			5	8	* PUNT RETURNS			Ret		FC	Yds	Avg		Long	TD		
PUNTS/AVERAGE			39/46.6	38/52.2	Norwood			15	8	156	10.4		17	0			
NET PUNTING AVG.			39/42.2	38/44.4	Talib			1	0	1	1.0		1	0			
PENALTIES/YARDS			59/493	54/482	Keo			0	1	0	---		---	0			
FUMBLES/BALL LOST			12/6	11/8	Latimer			0	0	0	---		---	0	0		
TOUCHDOWNS			21	13	TEAM			16	9	157	9.8		17	0			
Rushing			8	6	OPPONENTS			17	11	113	6.6		16	0			
Passing			10	6	* KICKOFF RETURNS			No.		Yds	Avg		Long	TD			
Returns			3	1	Latimer			6	148	24.7		46	0				

DENVER BRONCOS 2016 DEFENSIVE STATISTICS (6-2)

(based on press box totals)

	PLAYER	TT	UT	AT	Sk.	Yds.	Int.	Yds.	TFL	QBH	PD	FF	FR
1	T.J. Ward	52	42	10	1	8	1	23	1	4	7	3	1
2	Todd Davis	42	26	16	0.5	2.5	0	0	0	4	2	0	1
3	Chris Harris Jr.	38	34	4	0	0	1	0	0	0	7	1	1
	Brandon Marshall	38	28	10	0	0	0	0	1	0	1	0	0
5	Darian Stewart	33	26	7	0	0	1	25	1	2	1	0	0
	Von Miller	33	24	9	8.5	42	0	0	6	14	2	1	0
7	Derek Wolfe	28	20	8	4.5	25	0	0	3	15	3	0	0
	Shane Ray	28	16	12	4	23.5	0	0	3	10	0	0	1
9	Jared Crick	23	12	11	2	13.5	0	0	4	10	4	0	0
10	Aqib Talib	20	17	3	0	0	3	86	1	0	11	0	0
	Bradley Roby	20	17	3	0	0	1	49	0	0	4	0	0
12	Corey Nelson	16	9	7	0	0	0	0	0	1	1	0	0
13	Shaquil Barrett	15	9	6	0.5	4.5	0	0	2	2	2	0	0
14	Billy Winn	12	6	6	0	0	0	0	0	0	0	0	1
15	Sylvester Williams	11	6	5	1	7	0	0	2	5	0	0	0
16	Justin Simmons	7	7	0	1	9	0	0	1	1	0	0	0
	Will Parks	7	6	1	0	0	1	1	0	0	1	0	0
18	Darius Kilgo	5	2	3	0	0	0	0	0	1	0	0	0
19	DeMarcus Ware	4	2	2	2	13	0	0	1	4	1	0	0
	Adam Gotsis	4	0	4	0	0	0	0	0	2	0	0	0
21	Kayvon Webster	3	2	1	0	0	0	0	1	0	1	0	0
	Dekoda Watson	3	2	1	0	0	0	0	0	0	0	0	0
23	Lorenzo Doss	1	1	0	0	0	0	0	0	0	2	0	0
	Zaire Anderson	1	1	0	0	0	0	0	0	0	0	0	0
	Shiloh Keo	1	1	0	0	0	0	0	0	0	0	0	0
	TEAM	0	0	0	1	0	0	0	0	0	0	0	0
	TOTALS	445	316	129	26	148	8	184	27	75	50	5	5

SPECIAL TEAMS STATISTICS (based on press box totals)

	PLAYER	TT	UT	AT	FF	FR	BK	BP	TD
1	Dekoda Watson	7	4	3	0	0	0	0	0
2	Corey Nelson	6	6	0	0	0	0	0	0
3	Zaire Anderson	5	4	1	1	0	0	0	0
4	Will Parks	3	3	0	0	1	0	0	0
	Kayvon Webster	3	3	0	0	0	0	0	0
	Cody Latimer	3	3	0	0	0	0	0	0
7	Kapri Bibbs	2	2	0	0	0	0	0	0
	Jordan Taylor	2	1	1	0	1	0	0	0
9	Shiloh Keo	1	1	0	0	2	0	0	0
	Brandon McManus	1	1	0	0	0	0	0	0
	Casey Kreiter	1	1	0	0	0	0	0	0
	Andy Janovich	1	1	0	0	0	0	0	0
	Shaquil Barrett	1	0	1	0	0	1	0	0
	TOTALS	36	30	6	1	4	1	0	0

MIS. TACKLES: Booker 1, Green 1, Okung 1, Sanders 1, Schofield 1, Siemian 1, Stephenson, Thomas 1

MIS. FUMBLE RECOVERIES: Booker 2, Bibbs 1, Lynch 1, Sanders 1

MIS. FORCED FUMBLES: None

TWO-POINT CONVERSION STOPS: None

DEFENSIVE TOUCHDOWNS: Talib (46-yd. INT ret. vs. Ind., 9/18), Ray (15-yd. FUM ret. vs. Ind., 9/18), Roby (49-yd. INT ret. Vs. S.D., 10/30)

BLOCKED PUNTS: None

BLOCKED KICKS: Barrett (PAT vs. S.D., 10/30)

BRONCOS 2016 GAME-BY-GAME PARTICIPATION

	vs. Car. (9/18)	vs. Ind. (9/18)	at Cin. (9/25)	at T.B. (10/2)	vs. Atl. (10/9)	at S.D. (10/13)	vs. Hou. (10/24)	vs. S.D. (10/30)	at Oak. (11/6)	at N.O. (11/13)	vs. K.C. (11/27)	at Jac. (12/4)	at Ten. (12/11)	vs. N.E. (12/18)	at K.C. (12/25)	vs. Oak. (1/1)	P	-	S	-	DNP	-	INA
Anderson, C.J.	RB	RB	RB	RB	RB	RB	RB	IR									7	-	7	-	0	-	0
Anderson, Zaire	P	P	P	P	P	P	P	P									8	-	0	-	0	-	0
Barrett, Shaquil	P	P	P	P	P	P	P	P									8	-	0	-	0	-	0
Bibbs, Kapri	P	P	P	P	P	P	P	P									8	-	0	-	0	-	0
Booker, Devontae	P	P	P	P	P	P	P	RB									8	-	1	-	0	-	0
Crick, Jared	DE	DE	DE	DE	DE	DE	DE	DE									8	-	8	-	0	-	0
Davis, Austin	INA	INA	INA	INA	DNP	INA	INA	INA									0	-	0	-	1	-	7
Davis, Todd	ILB	ILB	ILB	ILB	ILB	ILB	ILB	ILB									8	-	8	-	0	-	0
Dixon, Riley	P	P	P	P	P	P	P	P									8	-	0	-	0	-	0
Doss, Lorenzo	INA	INA	INA	INA	P	INA	INA	P									2	-	0	-	0	-	6
Ferentz, James	DNP	P	P	DNP	DNP	DNP	P	P									4	-	0	-	4	-	0
Fowler, Bennie	INA	INA	P	P	P	P	P	P									6	-	0	-	0	-	2
Garcia, Max	LG	LG	LG	LG	LG	LG	LG	LG									8	-	8	-	0	-	0
Gotsis, Adam	P	P	P	P	P	P	P	P									8	-	0	-	0	-	0
Green, Virgil	TE	P	INA	INA	INA	TE	TE	TE									5	-	4	-	0	-	3
Harris Jr., Chris	RCB	RCB	RCB	RCB	RCB	RCB	RCB	RCB									8	-	8	-	0	-	0
Heuerman, Jeff	INA	INA	P	P	P	INA	P	P									5	-	0	-	0	-	3
Janovich, Andy	P	P	FB	P	FB	P	FB	FB									8	-	4	-	0	-	0
Keo, Shiloh	SUS	SUS	P	INA	P	P	INA	NWT									3	-	0	-	0	-	2
Kilgo, Darius	P	P	P	P	P	P	P	P									8	-	0	-	0	-	0
Kreiter, Casey	P	P	P	P	P	P	P	P									8	-	0	-	0	-	0
Latimer, Cody	P	WR	P	P	P	P	INA	INA									6	-	1	-	0	-	2
Lynch, Paxton	DNP	DNP	DNP	P	QB	DNP	DNP	DNP									2	-	1	-	6	-	0
Marshall, Brandon	ILB	ILB	ILB	ILB	ILB	ILB	ILB	INA									7	-	7	-	0	-	1
McGovern, Connor	INA	INA	INA	INA	INA	INA	INA	INA									0	-	0	-	0	-	8
McManus, Brandon	P	P	P	P	P	P	P	P									8	-	0	-	0	-	0
Miller, Von	SLB	SLB	SLB	SLB	SLB	SLB	SLB	SLB									8	-	8	-	0	-	0
Nelson, Corey	P	P	P	P	P	P	P	ILB									8	-	1	-	0	-	0
Norwood, Jordan	WR	WR	P	WR	P	WR	P	P									8	-	4	-	0	-	0
Okung, Russell	LT	LT	LT	LT	LT	LT	LT	LT									8	-	8	-	0	-	0
Paradis, Matt	C	C	C	C	C	C	C	C									8	-	8	-	0	-	0
Parks, Will	P	P	P	P	P	P	P	P									8	-	0	-	0	-	0
Peko, Kyle	INA	INA	PS	PS	PS	PS	PS	PS									0	-	0	-	0	-	2
Phillips, John	P	P	TE	TE	TE	P	P	P									8	-	3	-	0	-	0
Ray, Shane	P	P	WLB	WLB	WLB	WLB	WLB	WLB									8	-	6	-	0	-	0
Roby, Bradley	P	P	P	P	P	P	P	P									8	-	1	-	0	-	0
Sambrailo, Ty	INA	INA	RT	RT	RT	INA	P	P									5	-	3	-	0	-	3
Sanders, Emmanuel	WR	WR	WR	WR	WR	WR	WR	WR									8	-	8	-	0	-	0
Schofield, Michael	RG	RG	RG	RG	RG	RG	RG	RG									8	-	8	-	0	-	0
Siemian, Trevor	QB	QB	QB	QB	INA	QB	QB	QB									7	-	7	-	0	-	1
Simmons, Justin	P	P	INA	P	INA	INA	P	P									5	-	0	-	0	-	3
Stephenson, Donald	RT	RT	INA	INA	INA	RT	RT	RT									5	-	5	-	0	-	3
Stewart, Darian	FS	FS	FS	FS	FS	FS	FS	FS									8	-	8	-	0	-	0
Talib, Aqib	LCB	LCB	LCB	LCB	LCB	LCB	LCB	INA									7	-	7	-	0	-	1
Taylor, Jordan	P	P	P	P	P	P	P	P									8	-	0	-	0	-	0
Thomas, Demaryius	WR	WR	WR	WR	WR	WR	WR	WR									8	-	8	-	0	-	0
Thompson, Juwan	PS	PS	PS	PS	PS	PS	PS	P									1	-	0	-	0	-	0
Turner, Billy	NWT	NWT	NWT	NWT	NWT	NWT	INA	INA									5*	-	2*	-	0	-	2*
Ward, T.J.	SS	SS	SS	SS	SS	SS	SS	SS									8	-	8	-	0	-	0
Ware, DeMarcus	WLB	WLB	INA	INA	INA	INA	INA	P									3	-	2	-	0	-	5
Watson, Dekoda	P	P	P	P	P	P	P	P									8	-	0	-	0	-	0
Webster, Kayvon	P	P	P	P	INA	P	P	P									7	-	0	-	0	-	1
Weems, Darrian	P	P	P	P	P	P	NWT	NWT									6	-	0	-	0	-	0
Williams, Sylvester	NT	NT	NT	NT	NT	NT	NT	NT									8	-	8	-	0	-	0
Winn, Billy	P	P	P	P	P	P	P	P									8	-	0	-	0	-	0
Wolfe, Derek	DE	DE	DE	DE	DE	DE	DE	DE									8	-	8	-	0	-	0

KEY: IR-injured reserve; DNP-did not play; NFI-non-football injury; NWT-not with team; PS-practice squad; SUS-suspended

* Includes games with other NFL teams

2016 GAME-BY-GAME STARTERS

OFFENSE

[illegible]

DEFENSE

[illegible]

DENVER BRONCOS 2016 PLAY COUNTS

Quarterbacks												
Name	Pos	G	GS	OffPI	OffPI/G	OffPI%	DefPI	DefPI/G	DefPI%	SpTmPI	SpTmPI/G	SpTmPI%
Trevor Siemian	QB	7	7	419	59.9	89.1	0	0.0	0.0	0	0.0	0.0
Paxton Lynch	QB	2	1	121	60.5	85.2	0	0.0	0.0	0	0.0	0.0
Running Backs												
Name	Pos	G	GS	OffPI	OffPI/G	OffPI%	DefPI	DefPI/G	DefPI%	SpTmPI	SpTmPI/G	SpTmPI%
C.J. Anderson	RB	7	7	313	44.7	65.9	0	0.0	0.0	0	0.0	0.0
Andy Janovich	FB	8	4	192	24.0	35.6	0	0.0	0.0	149	18.6	65.4
Devontae Booker	RB	8	1	187	23.4	34.6	0	0.0	0.0	0	0.0	0.0
Kapri Bibbs	RB	8	0	26	3.3	4.8	0	0.0	0.0	150	18.8	65.8
Juwan Thompson	RB	1	0	1	1.0	1.5	0	0.0	0.0	15	15.0	51.7
Receivers												
Name	Pos	G	GS	OffPI	OffPI/G	OffPI%	DefPI	DefPI/G	DefPI%	SpTmPI	SpTmPI/G	SpTmPI%
Emmanuel Sanders	WR	8	8	452	56.5	83.7	0	0.0	0.0	0	0.0	0.0
Demaryius Thomas	WR	8	8	435	54.4	80.6	0	0.0	0.0	1	0.1	0.4
Jordan Norwood	WR	8	4	281	35.1	52.0	0	0.0	0.0	49	6.1	21.5
Virgil Green	TE	5	4	225	45.0	68.0	0	0.0	0.0	24	4.8	16.8
John Phillips	TE	8	3	151	18.9	28.0	0	0.0	0.0	69	8.6	30.3
Cody Latimer	WR	6	1	112	18.7	27.3	0	0.0	0.0	92	15.3	54.4
Jordan Taylor	WR	8	0	106	13.3	19.6	0	0.0	0.0	96	12.0	42.1
Bennie Fowler	WR	6	0	106	17.7	25.8	0	0.0	0.0	92	15.3	52.9
Jeff Heurman	TE	5	0	98	19.6	29.0	0	0.0	0.0	0	0.0	0.0
Offensive Linemen												
Name	Pos	G	GS	OffPI	OffPI/G	OffPI%	DefPI	DefPI/G	DefPI%	SpTmPI	SpTmPI/G	SpTmPI%
Michael Schofield	T	8	8	540	67.5	100.0	0	0.0	0.0	37	4.6	16.2
Matt Paradis	C	8	8	540	67.5	100.0	0	0.0	0.0	37	4.6	16.2
Max Garcia	G	8	8	540	67.5	100.0	0	0.0	0.0	37	4.6	16.2
Russell Okung	T	8	8	527	65.9	97.6	0	0.0	0.0	37	4.6	16.2
Donald Stephenson	T	5	5	268	53.6	81.0	0	0.0	0.0	18	3.6	12.6
Ty Sambrailo	T	5	3	184	36.8	54.4	0	0.0	0.0	13	2.6	9.0
Darrion Weems	T	6	0	114	19.0	27.7	0	0.0	0.0	25	4.2	14.8
James Ferentz	C	3	0	2	0.7	1.0	0	0.0	0.0	6	2.0	6.7
Casey Kreiter	C	8	0	0	0.0	0.0	0	0.0	0.0	76	9.5	33.3
Defensive Linemen												
Name	Pos	G	GS	OffPI	OffPI/G	OffPI%	DefPI	DefPI/G	DefPI%	SpTmPI	SpTmPI/G	SpTmPI%
Jared Crick	DE	8	8	0	0.0	0.0	452	56.5	79.6	52	6.5	22.8
Derek Wolfe	DE	8	8	0	0.0	0.0	408	51.0	71.8	24	3.0	10.5
Sylvester Williams	NT	8	8	0	0.0	0.0	315	39.4	55.5	34	4.3	14.9
Billy Winn	DE	8	0	0	0.0	0.0	162	20.3	28.5	25	3.1	11.0
Darius Kilgo	NT	8	0	0	0.0	0.0	73	9.1	12.9	4	0.5	1.8
Adam Gotsis	DE	8	0	0	0.0	0.0	59	7.4	10.4	1	0.1	0.4
Linebackers												
Name	Pos	G	GS	OffPI	OffPI/G	OffPI%	DefPI	DefPI/G	DefPI%	SpTmPI	SpTmPI/G	SpTmPI%
Von Miller	LB	8	8	0	0.0	0.0	442	55.3	77.8	0	0.0	0.0
Brandon Marshall	LB	7	7	0	0.0	0.0	406	58.0	83.4	31	4.4	15.6
Shane Ray	LB	8	6	0	0.0	0.0	370	46.3	65.1	0	0.0	0.0
Todd Davis	LB	8	8	0	0.0	0.0	358	44.8	63.0	45	5.6	19.7
Shaquil Barrett	LB	8	0	0	0.0	0.0	216	27.0	38.0	110	13.8	48.2
Corey Nelson	LB	8	1	0	0.0	0.0	149	18.6	26.2	146	18.3	64.0
DeMarcus Ware	LB	3	2	0	0.0	0.0	71	23.7	31.3	0	0.0	0.0
Dekoda Watson	LB	8	0	0	0.0	0.0	39	4.9	6.9	188	23.5	82.5
Zaire Anderson	LB	8	0	0	0.0	0.0	9	1.1	1.6	129	16.1	56.6
Defensive Backs												
Name	Pos	G	GS	OffPI	OffPI/G	OffPI%	DefPI	DefPI/G	DefPI%	SpTmPI	SpTmPI/G	SpTmPI%
T.J. Ward	S	8	8	0	0.0	0.0	549	68.6	96.7	0	0.0	0.0
Darian Stewart	S	8	8	0	0.0	0.0	547	68.4	96.3	34	4.3	14.9
Chris Harris Jr.	CB	8	8	0	0.0	0.0	543	67.9	95.6	0	0.0	0.0
Aqib Talib	CB	7	7	0	0.0	0.0	444	63.4	91.2	28	4.0	14.1
Bradley Roby	CB	8	1	0	0.0	0.0	331	41.4	58.3	10	1.3	4.4
Will Parks	S	8	0	0	0.0	0.0	143	17.9	25.2	152	19.0	66.7
Justin Simmons	S	5	0	0	0.0	0.0	90	18.0	24.5	96	19.2	68.1
Lorenzo Doss	CB	2	0	0	0.0	0.0	41	20.5	27.7	22	11.0	37.3
Kayvon Webster	CB	7	0	0	0.0	0.0	30	4.3	6.0	124	17.7	62.6
Shiloh Keo	S	3	0	0	0.0	0.0	1	0.3	0.5	69	23.0	79.3
Special Teams												
Name	Pos	G	GS	OffPI	OffPI/G	OffPI%	DefPI	DefPI/G	DefPI%	SpTmPI	SpTmPI/G	SpTmPI%
Brandon McManus	K	8	0	0	0.0	0.0	0	0.0	0.0	83	10.4	36.4
Riley Dixon	P	8	0	0	0.0	0.0	0	0.0	0.0	77	9.6	33.8

OPPONENTS 2016 GAME-BY-GAME STATISTICS

[illegible]

DENVER BRONCOS 2016 QUARTER-BY-QUARTER STATISTICS

FIRST QUARTER

	Pts.	Yds.	Rush	Pass	1st Dwn.	3rd Dwn.	Pct.	4th Dwn.	Pct.	TOP	Penalties	No.	Yds.
Denver	0	96	28	77	7	2	3	67.0%	0	0	9:33	0	0
vs. Car. (9/8)	7	76	44	32	4	1	2	50.0%	0	0	9:27	1	15
Denver	3	132	33	99	5	0	3	0.0%	0	0	8:59	0	0
vs. Ind. (9/18)	3	47	14	33	2	1	4	25.0%	0	0	8:01	0	0
Denver	3	63	14	49	6	1	4	25.0%	0	0	8:54	2	20
at Cin. (9/25)	7	91	75	16	4	1	2	50.0%	0	0	8:06	3	24
Denver	7	52	1	51	3	0	1	0.0%	0	0	3:13	0	0
at T.B. (10/2)	7	111	44	67	7	3	5	60.0%	0	0	11:47	2	15
Denver	0	59	19	40	2	1	3	33.0%	0	0	5:24	2	25
vs. Atl. (10/13)	10	118	31	87	7	1	4	25.0%	1	1	9:36	2	20
Denver	0	21	6	15	1	0	1	0.0%	0	0	2:22	1	5
at S.D. (10/13)	7	137	18	119	9	3	3	100.0%	0	0	12:38	2	15
Denver	0	40	25	15	1	0	3	0.0%	0	0	4:55	3	27
vs. Hou. (10/24)	6	85	65	20	3	3	7	43.0%	0	0	10:05	0	0
Denver	3	78	1	77	3	1	5	20.0%	0	0	7:37	2	10
vs. S.D. (10/30)	7	94	13	89	4	2	4	50.0%	0	0	7:23	2	15
Denver													
at Oak. (11/6)													
Denver													
at N.O. (11/13)													
Denver													
vs. K.C. (11/27)													
Denver													
at Jac. (12/4)													
Denver													
at Tenn. (12/11)													
Denver													
vs. N.E. (12/18)													
Denver													
at K.C. (12/25)													
Denver													
vs. Oak. (1/1)													
DEN. REG. SEASON TOT.	16	541	127	423	28	5	23	21.7%	0	0	6:22	10	87
OPP. REG. SEASON TOT.	54	759	304	463	40	15	31	48.4%	1	1	8:37	12	104

THIRD QUARTER

	Pts.	Yds.	Rush	Pass	1st Dwn.	3rd Dwn.	Pct.	4th Dwn.	Pct.	TOP	Penalties	No.	Yds.
Denver	0	89	34	55	7	0	1	0.0%	0	0	8:03	1	10
vs. Car. (9/8)	0	32	28	13	1	0	3	0.0%	0	0	6:57	3	35
Denver	3	51	35	16	4	1	2	50.0%	0	0	6:57	3	14
vs. Ind. (9/18)	7	82	49	33	6	2	2	100.0%	0	0	8:03	2	19
Denver	0	16	13	3	0	0	1	0.0%	0	0	2:07	0	0
at Cin. (9/25)	0	75	36	39	6	2	4	50.0%	0	0	12:53	2	20
Denver	3	91	34	57	7	2	4	50.0%	0	0	11:25	1	10
at T.B. (10/2)	0	-4	8	-12	0	0	2	0.0%	0	0	3:35	1	5
Denver	0	57	15	46	2	0	3	0.0%	1	1	6:52	3	20
vs. Atl. (10/13)	7	103	11	88	4	1	3	33.0%	0	0	8:08	2	20
Denver	0	69	36	33	3	0	3	0.0%	0	0	7:50	5	60
at S.D. (10/13)	9	91	61	30	4	0	3	0.0%	0	0	7:10	1	5
Denver	3	87	43	44	4	0	2	0.0%	0	0	6:34	3	46
vs. Hou. (10/24)	7	71	53	18	5	3	4	75.0%	0	0	8:26	0	0
Denver	7	60	21	39	4	1	1	100.0%	0	0	5:33	0	0
vs. S.D. (10/30)	6	112	38	74	6	3	4	75.0%	0	0	9:27	1	7
Denver													
at Oak. (11/6)													
Denver													
at N.O. (11/13)													
Denver													
vs. K.C. (11/27)													
Denver													
at Jack. (12/4)													
Denver													
at Tenn. (12/11)													
Denver													
vs. N.E. (12/18)													
Denver													
at K.C. (12/25)													
Denver													
vs. Oak. (1/1)													
DEN. REG. SEASON TOT.	16	520	231	293	31	4	17	23.5%	1	1	6:55	16	146
OPP. REG. SEASON TOT.	36	562	282	283	32	11	25	44.0%	0	0	8:04	12	106

SECOND QUARTER

	Pts.	Yds.	Rush	Pass	1st Dwn.	3rd Dwn.	Pct.	4th Dwn.	Pct.	TOP	Penalties	No.	Yds.
Denver	7	82	67	15	3	1	2	50.0%	0	0	3:55	2	7
vs. Car. (9/8)	10	134	55	79	10	5	5	100.0%	0	0	11:05	2	15
Denver	10	162	15	116	11	3	3	100.0%	0	0	9:32	1	10
vs. Ind. (9/18)	3	25	46	10	2	1	3	33.0%	0	0	5:28	1	16
Denver	13	108	13	95	6	3	4	75.0%	0	0	6:28	2	16
at Cin. (9/25)	7	75	28	47	6	2	3	67.0%	0	0	8:32	1	5
Denver	10	71	27	64	6	1	5	20.0%	0	0	7:12	5	48
at T.B. (10/2)	0	42	20	39	3	1	5	20.0%	0	0	7:48	4	29
Denver	3	17	25	-8	3	0	4	0.0%	1	1	7:29	1	2
vs. Atl. (10/13)	3	75	49	26	6	0	3	0.0%	1	1	7:31	2	23
Denver	3	39	15	24	1	1	5	20.0%	0	0	7:11	1	5
at S.D. (10/13)	3	36	7	29	2	0	4	0.0%	1	1	7:49	0	0
Denver	14	158	71	26	1	1	1	100.0%	0	0	10:08	1	10
vs. Hou. (10/24)	0	38	12	87	11	0	2	0.0%	0	0	4:52	2	15
Denver	7	77	18	59	3	1	4	25.0%	0	1	5:12	4	35
vs. S.D. (10/30)	0	59	22	37	5	1	5	20.0%	0	0	9:48	2	10
Denver													
at Oak. (11/6)													
Denver													
at N.O. (11/13)													
Denver													
vs. K.C. (11/27)													
Denver													
at Jac. (12/4)													
Denver													
at Tenn. (12/11)													
Denver													
vs. N.E. (12/18)													
Denver													
at K.C. (12/25)													
Denver													
vs. Oak. (1/1)													
DEN. REG. SEASON TOT.	67	714	251	391	34	11	28	39.3%	1	2	7:07	17	133
OPP. REG. SEASON TOT.	26	484	239	354	45	10	30	33.3%	2	2	7:52	12	113

FOURTH QUARTER

	Pts.	Yds.	Rush	Pass	1st Dwn.	3rd Dwn.		4th Dwn.		TOP	Penalties			
						Md.	Att.	Pct.	Md.	Att.	Pct.	No.	Yds.	
Denver	14	40	19	31	4	2	4	50.0%	1	1	100.0%	6:10	1	5
vs. Car. (9/8)	3	91	32	70	6	3	5	60.0%	0	0	0.0%	8:50	2	20
Denver	7	55	20	35	4	1	3	33.0%	0	0	0.0%	5:13	4	30
vs. Ind. (9/18)	18	99	5	111	9	2	5	40.0%	1	1	100.0%	9:47	5	59
Denver	13	168	12	156	9	2	3	67.0%	0	0	0.0%	10:25	1	5
at Cin. (9/25)	3	91	4	87	4	0	3	0.0%	0	1	0.0%	4:35	3	20
Denver	7	93	27	66	6	0	3	0.0%	0	0	0.0%	9:34	3	30
at T.B. (10/2)	0	66	10	73	5	1	4	25.0%	0	1	0.0%	5:26	2	20
Denver	13	134	29	105	11	3	6	50.0%	2	2	100.0%	11:23	2	10
vs. Atl. (10/13)	3	76	27	49	2	0	2	0.0%	0	1	0.0%	3:37	1	15
Denver	10	175	27	148	11	5	6	83.0%	0	1	0.0%	9:09	5	33
at S.D. (10/13)	2	1	13	-12	1	0	3	0.0%	0	0	0.0%	5:51	0	0
Denver	6	62	51	11	3	2	5	40.0%	0	0	0.0%	9:01	0	0
vs. Hous. (10/24)	0	77	10	67	5	1	5	20.0%	0	2	0.0%	5:59	0	0
Denver	10	109	17	92	5	2	5	40.0%	0	0	0.0%	8:32	0	0
vs. S.D. (10/30)	6	104	50	54	6	1	4	25.0%	0	2	0.0%	6:28	3	20
Denver														
at Oak. (11/6)														
Denver														
at N.O. (11/13)														
Denver														
vs. K.C. (11/27)														
Denver														
at Jack. (12/4)														
Denver														
at Tenn. (12/11)														
Denver														
vs. N.E. (12/18)														
Denver														
at K.C. (12/25)														
Denver														
vs. Oak. (1/1)														
DEN. REG. SEASON TOT.	80	836	202	644	53	17	35	48.6%	3	4	75.0%	8:40	16	113
OPP. REG. SEASON TOT.	35	605	151	499	38	8	31	25.8%	1	8	12.5%	6:19	16	154

DENVER BRONCOS 2016 HALF-BY-HALF STATISTICS

FIRST HALF

						3rd Dwn.			4th Dwn.			Penalties		
	Pts.	Yds.	Rush	Pass	1st Dwn.	Md. Att.	Pct.		Md. Att.	Pct.		TOTP	No.	Yds.
Denver	7	178	95	92	10	3	5	60.0%	0	0	0.0%	13:28	2	7
vs. Car. (9/8)	17	210	99	111	14	6	7	86.0%	0	0	0.0%	16:32	3	30
Denver	13	294	79	215	16	3	6	50.0%	0	0	0.0%	18:31	1	10
vs. Ind. (9/18)	6	72	29	53	4	2	7	29.0%	0	0	0.0%	11:29	1	16
Denver	16	171	27	144	12	4	8	50.0%	0	0	0.0%	15:22	4	36
at Cin. (9/25)	14	166	103	63	10	3	5	60.0%	0	0	0.0%	14:38	4	29
Denver	17	123	28	115	9	1	6	17.0%	0	0	0.0%	10:25	5	48
at T.B. (10/2)	7	153	54	106	10	4	10	40.0%	0	0	0.0%	19:35	6	44
Denver	3	76	44	32	5	1	7	14.0%	1	1	100.0%	12:53	3	27
vs. Atl. (10/13)	13	193	80	113	13	1	7	14.0%	2	2	100.0%	17:07	4	43
Denver	3	60	21	39	2	1	6	17.0%	0	0	0.0%	9:33	2	10
at S.D. (10/13)	10	173	25	148	11	3	7	43.0%	1	1	100.0%	20:27	2	15
Denver	6	198	96	102	12	1	4	25.0%	0	0	0.0%	15:03	4	37
vs. Hou. (10/24)	14	123	77	46	4	3	9	33.0%	0	0	0.0%	14:57	2	15
Denver	10	155	19	136	6	2	9	22.0%	0	0	0.0%	12:47	6	45
vs. S.D. (10/30)	7	153	35	118	9	3	9	33.0%	0	0	0.0%	17:13	4	25
Denver														
at Oak. (11/6)														
Denver														
at N.O. (11/13)														
Denver														
vs. K.C. (11/27)														
Denver														
at Jac. (12/4)														
Denver														
at Tenn. (12/11)														
Denver														
vs. N.E. (12/18)														
Denver														
at K.C. (12/25)														
Denver														
vs. Oak. (1/1)														
DEN. REG. SEASON TOT.	75	1255	409	875	72	16	51	31.4%	1	1	100.0%	13:30	27	220
OPP. REG. SEASON TOT.	88	1243	502	758	75	25	61	41.0%	3	3	100.0%	16:29	26	217

SECOND HALF

						3rd Dwn.		4th Dwn.		TOP	Penalties			
	Pts.	Yds.	Rush	Pass	1st Dwn.	Md.	Att.	Pct.	Md.		Att.	Pct.	No.	Yds.
Denver vs. Car. (9/8)	14	129	53	86	11	2	5	40.0%	1	1	100.0%	14:13	2	15
	3	123	58	83	7	3	8	37.5%	0	0	0.0%	15:07	5	55
Denver vs. Ind. (9/18)	21	106	55	51	8	2	5	40.0%	0	0	0.0%	12:10	7	44
	14	181	54	144	15	4	7	57.1%	1	1	1.0%	17:50	7	78
Denver at Cin. (9/25)	13	184	25	159	9	2	4	50.0%	0	0	0.0%	12:32	1	5
	3	166	40	123	10	2	7	28.6%	0	1	0.0%	17:28	5	40
Denver at T.B. (10/2)	10	184	61	123	11	2	7	20.0%	0	0	0.0%	20:59	4	40
	0	62	18	44	3	1	6	16.7%	0	1	0.0%	9:01	3	25
Denver vs. Atl. (10/13)	13	191	40	151	13	3	9	33.3%	3	3	100.0%	18:15	5	30
	10	179	42	137	6	1	5	20.0%	0	1	0.0%	11:45	3	35
Denver at S.D. (10/13)	10	244	63	181	14	5	9	55.6%	0	1	0.0%	16:59	10	93
	11	92	74	30	5	0	6	0.0%	0	0	0.0%	13:01	1	5
Denver vs. Hou. (10/24)	13	149	94	55	7	2	7	28.6%	0	0	0.0%	15:35	3	46
	3	178	63	85	10	4	9	44.4%	0	2	0.0%	14:25	0	0
Denver vs. S.D. (10/30)	17	169	38	131	9	3	6	50.0%	0	0	0.0%	14:05	0	0
	12	216	88	128	12	4	8	50.0%	0	2	0.0%	15:55	4	27
Denver at Oak. (11/6)														
Denver at N.O. (11/13)														
Denver vs. K.C. (11/27)														
Denver at Jac. (12/4)														
Denver at Tenn. (12/11)														
Denver vs. N.E. (12/18)														
Denver at K.C. (12/25)														
Denver vs. Oak. (1/1)														
DEN. REG. SEASON TOT.	111	1356	429	937	82	21	52	40.4%	4	5	80.0%	15:36	25	273
OPP. REG. SEASON TOT.	56	1197	437	774	68	19	56	33.9%	1	8	12.5%	14:19	28	265

DENVER BRONCOS 2016

TIME SPENT IN LEAD CHART

GAME	W/L	LED		TIED		BEHIND	
		TIME	PCT	TIME	PCT	TIME	PCT
vs. Car. (9/18)	W, 21-20	9:26:00	15.7%	17:02:00	28.4%	33:32:00	55.9%
vs. Ind. (9/18)	W, 34-20	34:44:00	57.9%	22:29:00	37.5%	2:47:00	4.6%
at Cin. (9/25)	W, 29-17	31:32:00	52.6%	3:53:00	6.5%	24:35:00	41.0%
at T.B. (10/2)	W, 27-7	49:00:00	81.7%	11:00:00	18.3%	0:00:00	0.0%
vs. Atl. (10/9)	L, 23-16	0:00:00	0.0%	3:42:00	6.2%	56:18:00	93.8%
at S.D. (10/13)	L, 21-13	0:00:00	0.0%	7:00:00	11.7%	53:00:00	88.3%
vs. Hou. (10/24)	W, 27-9	39:10:00	65.3%	7:49:00	13.0%	13:01:00	21.7%
vs. S.D. (10/30)	W, 27-19	42:51:00	71.4%	3:55:00	6.5%	13:14:00	22.1%
at Oak. (11/6)							
at N.O. (11/13)							
vs. K.C. (11/27)							
at Jac. (12/4)							
at Ten. (12/11)							
vs. N.E. (12/18)							
at K.C. (12/25)							
vs. Oak. (1/1)							
TOTAL		206:43:00	43.1%	76:50:00	16.0%	196:27:00	40.9%
AVERAGE		25:50:23		9:36:15		24:33:23	

DENVER BRONCOS 2016 REGULAR SEASON LEADERS BY CATEGORY

Category	Player	AFC Rank	AFC Leader	NFL Rank	NFL Leader
Scoring	B. McManus- 66	3rd	A Vinatieri, Ind.- 74	6th	M. Bryant, Atl.- 78
Rushing Yards	C. Anderson- 437	12th	D.Murray, Ten.- 756	17th	E. Elliott, Dal.- 799
Passing Yards	T. Siemian- 1487	13th	A. Luck, Ind.- 2074	26th	M. Ryan, Atl.- 2636
Passer Rating	T. Siemian- 87.1	15th	N. Foles, K.C.- 135.2	30th	N. Foles, K.C.- 135.2
Receiving Yards	E. Sanders- 567	7th	A. Green, Cin.- 896	12h	A. Green, Cin.- 896
Receptions	E. Sanders- 44	7th	A. Green, Cin.- 59	T-8th	A. Green, Cin.- 59
Gross Punting Avg	R. Dixon- 46.6	6th	P. McAfee, Ind.- 50.3	T-12th	T. Morstead, N.O.- 50.5
Net Punting Avg	R. Dixon- 42.2	4th	B. Nortman, Jac.- 43.9	7th	S. Martin, Det.- 45.2
Interceptions	A. Talib- 3	T-3rd	M. Peters, K.C.- 5	T-3rd	M. Peters, K.C.- 5
Sacks	V. Miller- 8.5	2nd	L. Alexander Buf.- 9.0	2nd	L. Alexander Buf.- 9.0
Kickoff Ret. Avg	C. Latimer- 24.7	14th	Q. Enunwa, NYJ.- 54.0	22nd	Q. Enunwa, NYJ.- 54.0
Punt Ret. Avg	J. Norwood- 10.4	T-4th	T. Hill, K.C.- 15.9	10th	J. Crowder, Was.- 19.2

HOW THE BRONCOS RANK IN THE AFC AND NFL — 2016 REGULAR SEASON

Offense	Total	AFC Rank	AFC Leader	NFL Rank	NFL Leader
Points Per Game	24.3	7th	San Diego- 28.1	13th	Atlanta- 32.8
Total Yards Per Game	326.4	15th	Oakland- 401.6	27th	Atlanta- 425.3
Yards Per Play	5.16	14th	Miami- 6.13	25th	Atlanta- 6.79
Rushing Yards Per Game	104.8	11th	Buffalo- 154.1	20th	Dallas- 164.9
Net Passing Yds. Per Game	221.6	14th	Oakland- 285.1	27th	New Orleans- 326.9
Interceptions (fewest)	5	T-7th	New England- 0	T-14th	New England- 0
Sacks (fewest)	18	T-10th	Oakland- 9	T-22nd	Oakland- 9
First Downs Per Game	19.5	10th	Cincinnati- 22.9	19th	New Orleans- 24.9
Third-Down Efficiency	35.92%	12th	Tennessee- 48.15%	25th	Green Bay- 51.58%
Fourth-Down Efficiency	71.43%	1st	Denver- 71.43%	5th	Two Teams - 100.0%
Red-Zone Efficiency	50.00%	T-10th	Oakland- 73.91%	T-19th	Oakland- 73.91%
Kickoff Ret. Avg.	23.7	3rd	Baltimore- 28.5	5th	Philadelphia- 37.3
Punt Ret. Avg.	9.8	7th	Kansas City- 14.9	16th	Washington- 17.6
Defense	Total	AFC Rank	AFC Leader	NFL Rank	NFL Leader
Points Per Game	17.0	2nd	New England- 16.5	5th	Minnesota- 14.9
Total Yards Per Game	301.3	1st	Denver- 301.3	3rd	Arizona- 279.0
Yards Per Play	4.55	1st	Denver- 4.55	1st	Denver- 4.55
Rushing Yards Per Game	117.4	10th	New York Jets- 74.0	24th	New York Jets- 74.0
Net Passing Yds. Per Game	183.9	1st	Denver- 183.9	1st	Denver- 183.9
Interceptions Thrown (most)	8	T-3rd	Kansas City- 11	T-5th	Kansas City- 11
Sacks (most)	26	T-1st	Two Teams	T-1st	Two Teams
First Downs Per Game	18.1	3rd	Baltimore- 15.4	5th	Baltimore- 15.4
Third-Down Efficiency	37.6%	5th	Miami- 31.25%	10th	Miami- 31.25%
Fourth-Down Efficiency	36.36%	6th	Houston- 0.0%	8th	Houston- 0.0%
Red-Zone Efficiency	50.00%	T-3rd	Buffalo- 41.31%	T-6th	Seattle- 38.89%
Kickoff Ret. Avg.	15.7	1st	Denver- 15.7	1st	Denver- 15.7
Punt Ret. Avg.	6.6	5th	Kansas City- 4.6	8th	Kansas City- 4.6

2016 DENVER BRONCOS WEEK-BY-WEEK NFL RANKINGS

	OFFENSE			DEFENSE		
Game	Total	Rush	Pass	Total	Rush	Pass
vs. Carolina (9/8)	20	6	29	14	31	7
vs. Indianapolis (9/18)	16	4	26	6	24	2
at Cincinnati (9/25)	T-21	14	20	7	27	4
at Tampa Bay (10/2)	20	13	22	4	22	2
vs Atlanta (10/9)	18	13	19	6	22	3
at San Diego (10/13)	23	16	20	T-4	22	1
vs. Houston (10/24)	22	14	22	3	22	1
vs. San Diego (10/30)	18	16	20	3	24	1
at Oakland (11/6)						
at New Orleans (11/13)						
BYE WEEK						
vs. Kansas City (11/27)						
at Jacksonville (12/4)						
at Tennessee (12/11)						
vs. New England (12/18)						
at Kansas City (12/25)						
vs. Oakland (1/1/2017)						

BRONCOS 2016 TD DRIVE ANALYSIS

Yards	TD TD Drive		Possession Time	TDs	Plays	TDs
	Length	Length				
1-9 yards	13	-	00:00-00:59	3	1	1
10-19 yards	1	2	01:00-01:59	2	2	2
20-29 yards	2	2	02:00-02:59	1	3	1
30-39 yards	-	-	03:00-03:59	4	4	1
40-49 yards	1	1	04:00-04:59	4	5	1
50-59 yards	1	2	05:00-05:59	1	6	1
60-69 yards	-	2	06:00-06:59	2	7	2
70-79 yards	-	5	07:00-07:59	1	8	1
80-89 yards	-	4	08:00-08:59	-	9	1
90-99 yards	-	-	09:00-09:59	-	10	3
			10:00-10:59	-	11	1
			11:00-11:59	-	12	-
			12:00-12:59	-	13	2
			13:00-13:59	-	14	-
			14:00-14:59	-	15	-
			15:00 +	-	16	1
TOTAL	18	18		18		18

2016 LONGEST/SHORTEST SCORING DRIVES

MOST PLAYS

Broncos:	16	(twice, last vs. Atl., Oct. 9, TD, 78 yds., 5:42)
Opponent:	18	(twice, last at S.D., Oct. 13, FG, 75 yds., 10:03)

FEWEST PLAYS

Broncos:	1	(at T.B., Oct. 2, TD, 11 yds., 0:05)
Opponent:	3	(vs. Atl., Oct. 9, TD, 42 yds., 2:01)

MOSY YARDS

Broncos:	83	(at Cin., Sept. 25, TD, 4 plays, 1:39)
Opponent:	98	(vs. S.D., Oct. 30, TD, 13 plays, 7:42)

FEWEST YARDS

Broncos:	0	(at S.D., Oct. 13, FG, 4 plays, 2:08)
Opponent:	7	(at S.D., Oct. 13, FG, 4 plays, 2:00)

MOST TIME

Broncos:	7:57	(at T.B., Oct. 2, FG, 16 plays, 69 yds.)
Opponent:	10:03	(at S.D., Oct. 13, FG, 18 plays, 75 yds.)

LEAST TIME

Broncos:	0:05	(at T.B., Oct. 2, TD, 1 play, 11 yds.)
Opponent:	1:42	(vs. Car., Sept. 8, FG, 7 plays, 52 yds.)

BRONCOS 2016 SCORING DRIVE LENGTH

YARDS	BRONCOS		OPPONENT	
	TD	FG	TD	FG
(MINUS)	-	-	-	-
0-9	-	1	-	1
10-19	2	-	-	-
20-29	2	3	-	2
30-39	-	-	-	2
40-49	1	3	1	1
50-59	2	3	-	4
60-69	2	3	1	2
70-79	5	3	6	3
80-89	4	-	3	-
90-99	-	-	1	-
TOTAL	18	16	12	15

2016 GAME-OPENING DRIVES

	BRONCOS			OPPONENT		
	Pts.	FD	Yds.	Pts.	FD	Yds.
vs. Car. (9/18)	0	3	46	7	4	71
vs. Ind. (9/18)	0	2	39	3	1	26
at Cin. (9/25)	0	0	9	7	3	74
at T.B. (10/2)	7	1	11	0	0	4
vs. Atl. (10/9)	0	1	23	7	4	75
at S.D. (10/13)	0	1	21	7	5	75
vs. Hou. (10/24)	0	0	0	0	0	5
vs. S.D. (10/30)	3	3	65	7	3	85
at Oak. (11/6)						
at N.O. (11/13)						
vs. K.C. (11/27)						
at Jac. (12/4)						
at Ten. (12/11)						
vs. N.E. (12/18)						
at K.C. (12/25)						
vs. Oak. (1/1)						
TOTAL	10	11	214	38	20	415

2016 2ND HALF-OPENING DRIVES

	BRONCOS			OPPONENT		
	Pts.	FD	Yds.	Pts.	FD	Yds.
vs. Car. (9/18)	0	3	50	0	1	19
vs. Ind. (9/18)	3	4	60	7	6	79
at Cin. (9/25)	0	0	9	0	1	11
at T.B. (10/2)	3	6	69	0	0	-7
vs. Atl. (10/9)	0	1	26	0	1	11
at S.D. (10/13)	0	0	-1	3	1	51
vs. Hou. (10/24)	0	0	9	3	3	72
vs. S.D. (10/30)	7	1	10	0	0	7
at Oak. (11/6)						
at N.O. (11/13)						
vs. K.C. (11/27)						
at Jac. (12/4)						
at Ten. (12/11)						
vs. N.E. (12/18)						
at K.C. (12/25)						
vs. Oak. (1/1)						
TOTAL	13	15	232	13	13	243

BRONCOS 2016 GAME-BY-GAME SCORING DRIVES

Opponent	Plays	Yards	Time	Res.	Qtr	Scoring Play	Quarterback
vs. Car. (9/8)	5	80	2:36	TD	2	Janovich 28 yd. run	Siemian
	8	78	4:08	TD	4	Anderson 25 yd. run	Siemian
	10	23	4:41	TD	4	Anderson 1 yd. run	Siemian
vs. Ind. (9/18)	7	70	2:47	FG	1	McManus 23 yd. Field Goal	Siemian
	6	69	3:19	TD	2	Anderson 4 yd. run	Siemian
	11	50	2:38	FG	2	McManus 43 yd. Field Goal	Siemian
	13	60	6:57	FG	3	McManus 33 yd. Field Goal	Siemian
	8	58	2:11	FG	4	McManus 35 yd. Field Goal	Siemian
at Cin. (9/25)	14	73	7:02	FG	1	McManus 20 yd. Field Goal	Siemian
	3	46	1:03	TD	2	Sanders 41 yd. pass from Siemian	Siemian
	10	55	4:29	TD	2	Sanders 7 yd. pass from Siemian	Siemian
	13	82	7:56	TD	4	Phillips 1 yd. pass from Siemian	Siemian
	4	83	1:39	TD	4	Thomas 55 yd. pass from Siemian	Siemian
at T.B. (10/2)	1	11	0:05	TD	1	Thomas 11 yd. pass from Siemian	Siemian
	2	27	0:56	TD	2	Anderson 1 yd. run	Siemian
	9	47	1:14	FG	2	McManus 38 yd. Field Goal	Lynch
	16	69	7:57	FG	3	McManus 24 yd. Field Goal	Lynch
	9	80	4:39	TD	4	Sanders 5 yd. pass from Lynch	Lynch
vs. Atl. (10/9)	10	40	3:54	FG	2	McManus 35 yd. Field Goal	Lynch
	8	22	3:59	FG	4	McManus 46 yd. Field Goal	Lynch
	16	78	5:42	TD	4	Thomas 3 yd. pass from Lynch	Lynch
	7	44	1:42	FG	4	McManus 45 yd. Field Goal	Lynch
at S.D. (10/13)	4	0	2:08	FG	2	McManus 29 yd. Field Goal	Siemian
	11	51	3:51	TD	4	Fowler 5 yd. pass form Siemian	Siemian
	11	56	2:36	FG	4	McManus 46 yd. Field Goal	Siemian
vs. Hou. (10/24)	10	75	6:11	TD	2	Anderson 7 yd. run	Siemian
	7	68	3:25	TD	2	Thomas 4 yd. pass from Siemian	Siemian
	7	72	3:57	TD	3	Booker 1 yd. run	Siemian
	7	22	3:20	FG	4	McManus 22 yd. Field Goal	Siemian
	7	20	2:43	FG	4	McManus 32 yd. Field Goal	Siemian
vs. S.D. (10/30)	9	65	3:55	FG	1	McManus 28 yd. Field Goal	Siemian
	2	10	0:45	TD	3	Booker 3 yd. run	Siemian
	13	75	6:30	TD	4	Thompson 1 yd. run	Siemian
	6	71	2:43	FG	4	McManus 22 yd. Field Goal	Siemian
AVERAGE	8.4	53.8	3:38				
TD AVG.	7.6	59.1	3:39				
FG AVG.	9.2	47.9	3:36				

DENVER BRONCOS 2016 THIRD DOWN DISTANCE CHART

Game	TOTAL 3RD DOWNS			RUSHING			PASSING			Penalty	3RD DOWN TOTALS		YARDS GAINED		3RD DOWN AVERAGES	
	Md.	Att.	Pct.	Md.	Att.	Pct.	Md.	Att.	Pct.		Yds. Needed	Yds. Gained	Run	Pass	Yds. Needed	Yds. Gained
Denver	5	10	50.0%	3	3	100.0%	2	7	28.6%	0	69	51	32	19	6.9	5.1
vs. Car. (9/8)	9	15	60.0%	1	2	50.0%	8	13	61.5%	0	115	108	3	105	7.7	7.2
Denver	5	11	45.0%	1	3	33.3%	4	8	50.0%	0	64	64	8	56	5.8	5.8
vs. Ind. (9/18)	6	14	43.0%	2	3	66.7%	4	11	36.4%	0	95	51	23	28	6.8	3.6
Denver	6	12	50.0%	1	3	33.3%	5	9	55.6%	0	80	143	19	124	6.7	11.9
at Cin. (9/25)	5	12	42.0%	2	3	66.7%	3	9	33.3%	0	96	56	4	52	8.0	4.7
Denver	3	13	23.0%	0	4	0.0%	3	9	33.3%	0	100	50	12	38	7.7	3.8
at T.B. (10/2)	5	16	31.0%	1	2	50.0%	4	14	28.6%	0	149	45	3	42	9.3	2.8
Denver	4	16	25.0%	1	6	16.7%	3	10	30.0%	0	142	88	15	73	8.9	5.5
vs. Atl. (10/13)	2	12	17.0%	0	2	0.0%	2	10	20.0%	0	120	62	7	55	10.0	5.3
Denver	6	15	40.0%	1	2	50.0%	5	11	45.5%	0	116	87	14	73	7.7	5.8
at S.D. (10/13)	3	13	23.0%	0	2	0.0%	3	11	27.3%	0	87	40	6	34	6.7	3.1
Denver	3	11	27.0%	1	3	33.3%	2	8	25.0%	0	69	45	22	23	6.3	4.1
vs. Hou. (10/24)	7	18	39.0%	5	5	100.0%	2	13	15.4%	0	95	66	57	9	5.3	3.7
Denver	5	15	33.0%	3	3	100.0%	2	12	16.7%	0	101	72	23	49	6.7	4.8
vs. S.D. (10/30)	7	17	41.2%	0	0	0.0%	7	17	41.2%	0	119	70	0	70	7.0	4.1
Denver																
at Oak. (11/6)																
Denver																
at N.O. (11/13)																
Denver																
vs. K.C. (11/27)																
Denver																
at Jac. (12/4)																
Denver																
at Tenn. (12/11)																
Denver																
vs. N.E. (12/18)																
Denver																
at K.C. (12/25)																
Denver																
vs. Oak. (1/1)																
DENVER TOTAL	37	103	35.9%	11	27	40.7%	26	74	35.1%	0	741	600	145	455	7.2	5.8
OPPONENT TOTAL	44	117	37.6%	11	19	57.9%	33	98	33.7%	0	876	498	103	395	7.5	4.3

DENVER BRONCOS 2016 FIELD POSITION CHART

Game	OFF. DRIVES	CUMULATIVE STARTING LINE	AVG. START	INSIDE OWN 20	AT OWN 20	INSIDE 50	AT 50	PAST 50	INSIDE OPP. 20
Denver	11	318	DEN 29	1	2	10	0	1	0
vs. Car. (9/8)	10	263	CAR 26	2	0	10	0	0	0
Denver	9	223	DEN 25	1	1	9	0	0	0
vs. Ind. (9/18)	12	320	IND 27	1	1	12	0	0	0
Denver	12	313	DEN 26	6	1	10	0	2	0
at Cin. (9/25)	11	334	CIN 30	0	1	10	0	1	0
Denver	13	481	DEN 37	3	1	10	0	3	1
at T.B. (10/2)	13	296	TB 23	5	0	12	1	0	0
Denver	11	275	DEN 25	3	1	10	1	0	0
vs. Atl. (10/13)	11	360	ATL 33	1	1	8	0	3	0
Denver	14	407	DEN 29	5	0	13	0	1	0
at S.D. (10/13)	10	364	SD 36	1	0	9	0	1	0
Denver	13	431	DEN 33	5	0	11	0	2	0
vs. Hou. (10/24)	12	303	HOU 25	1	1	12	0	0	0
Denver	14	453	DEN 32	3	0	11	0	1	2
vs. S.D. (10/30)	14	383	SD 27	4	2	13	0	3	0
Denver									
at Oak. (11/6)									
Denver									
at N.O. (11/13)									
Denver									
vs. K.C. (11/27)									
Denver									
at Jac. (12/4)									
Denver									
at Tenn. (12/11)									
Denver									
vs. N.E. (12/18)									
Denver									
at K.C. (12/25)									
Denver									
vs. Oak. (1/1)									
DENVER TOTAL	97	2901	Den 31	27	6	84	1	10	3
OPPONENT TOTAL	93	2623	OPP 28	15	6	86	1	8	0

DENVER BRONCOS 2016 GOAL-TO-GO CHART											
Game	TD BREAKDOWN				SCORING EFFICIENCY			FAILED			
	Pos.	TDs	Run	Pass	TD%	FGs	Score%	MFG	DWN	TO	EOH
Denver	1	1	1	0	100.0%	0	100.0%	0	0	0	0
vs. Car. (9/8)	1	1	1	0	100.0%	0	100.0%	0	0	0	0
Denver	2	1	1	0	50.0%	1	100.0%	0	0	0	0
vs. Ind. (9/18)	2	2	1	1	100.0%	0	100.0%	0	0	0	0
Denver	3	2	0	2	66.7%	1	100.0%	0	0	0	0
at Cin. (9/25)	2	2	2	0	100.0%	0	100.0%	0	0	0	0
Denver	3	2	1	1	66.7%	1	100.0%	0	0	0	0
at T.B. (10/2)	1	1	1	0	100.0%	0	100.0%	0	0	0	0
Denver	1	1	0	1	100.0%	0	100.0%	0	0	0	0
vs. Atl. (10/13)	2	1	1	0	500.0%	1	100.0%	0	0	0	0
Denver	1	1	0	1	100.0%	0	100.0%	0	0	0	0
at S.D. (10/13)	2	1	0	1	50.0%	1	100.0%	0	0	0	0
Denver	4	3	2	1	75.0%	1	100.0%	0	0	0	0
vs. Hou. (10/24)	0	0	0	0	0.0%	0	0.0%	0	0	0	0
Denver	5	2	2	0	40.0%	2	80.0%	0	0	1	0
vs. S.D. (10/30)	2	1	0	1	50.0%	0	50.0%	0	1	0	0
Denver											
at Oak. (11/6)											
Denver											
at N.O. (11/13)											
Denver											
vs. K.C. (11/27)											
Denver											
at Jac. (12/4)											
Denver											
at Tenn. (12/11)											
Denver											
vs. N.E. (12/18)											
Denver											
at K.C. (12/25)											
Denver											
vs. Oak. (1/1)											
DENVER TOTAL	20	13	6	5	65.0%	6	95.0%	0	0	1	0
OPPONENT TOTAL	12	9	6	3	75.0%	2	91.7%	0	1	0	0

DENVER BRONCOS 2016 RED ZONE CHART											
Game	TD BREAKDOWN				SCORING EFFICIENCY			FAILED			
	Pos.	TDs	Run	Pass	TD%	FGs	Score%	MFG	DWN	TO	EOH
Denver	1	1	1	0	100.0%	0	100.0%	0	0	0	0
vs. Car. (9/8)	3	2	1	1	66.7%	1	100.0%	0	0	0	0
Denver	5	1	1	0	20.0%	3	60.0%	0	0	1	0
vs. Ind. (9/18)	2	2	1	1	100.0%	0	100.0%	0	0	0	0
Denver	3	2	0	2	66.7%	1	100.0%	0	0	0	0
at Cin. (9/25)	4	2	2	0	50.0%	1	75.0%	0	1	0	0
Denver	5	3	1	2	60.0%	2	100.0%	0	0	0	0
at T.B. (10/2)	1	1	1	0	100.0%	0	100.0%	0	0	0	0
Denver	2	1	0	1	50.0%	1	100.0%	0	0	0	0
vs. Atl. (10/13)	3	1	1	0	33.3%	2	100.0%	0	0	0	0
Denver	2	1	0	1	50.0%	1	100.0%	0	0	0	0
at S.D. (10/13)	5	1	0	1	20.0%	4	100.0%	0	0	0	0
Denver	5	3	2	1	60.0%	2	100.0%	0	0	0	0
vs. Hou. (10/24)	1	0	0	0	0.0%	1	100.0%	0	0	0	0
Denver	6	2	2	0	33.3%	2	66.7%	0	0	2	0
vs. S.D. (10/30)	3	2	0	2	66.7%	0	66.7%	0	1	0	0
Denver											
at Oak. (11/6)											
Denver											
at N.O. (11/13)											
Denver											
vs. K.C. (11/27)											
Denver											
at Jac. (12/4)											
Denver											
at Tenn. (12/11)											
Denver											
vs. N.E. (12/18)											
Denver											
at K.C. (12/25)											
Denver											
vs. Oak. (1/1)											
DENVER TOTAL	29	14	7	7	48.3%	12	89.7%	0	0	3	0
OPPONENT TOTAL	22	11	6	5	50.0%	9	90.9%	0	2	0	0

BRONCOS 2016 100-YARD RUSHING AND RECEIVING / 300-YARD PASSING GAMES

100-YARD RUSHING GAMES

BRONCOS							OPPONENTS						
GAME	Player	Att.	Yds.	Avg.	LG	Tds	GAME	Player	Att.	Yds.	Avg.	LG	Tds
vs. Panthers (9/8)	-	-	-	-	-	-	vs. Panthers (9/8)	-	-	-	-	-	-
vs. Colts (9/18)	-	-	-	-	-	-	vs. Colts (9/18)	-	-	-	-	-	-
at Bengals (9/25)	-	-	-	-	-	-	at Bengals (9/25)	-	-	-	-	-	-
at Buccaneers (10/2)	-	-	-	-	-	-	at Buccaneers (10/2)	-	-	-	-	-	-
vs. Falcons (10/9)	-	-	-	-	-	-	vs. Falcons (10/9)	-	-	-	-	-	-
at Chargers (10/13)	-	-	-	-	-	-	at Chargers (10/13)	-	-	-	-	-	-
vs. Texans (10/24)	C. Anderson	16	107	6.7	19	1	vs. Texans (10/24)	-	-	-	-	-	-
vs. Chargers (10/30)	-	-	-	-	-	-	vs. Chargers (10/30)	M. Gordon	23	111	4.8	20	0
at Raiders (11/6)	-	-	-	-	-	-	at Raiders (11/6)	-	-	-	-	-	-
at Saints (11/13)	-	-	-	-	-	-	at Saints (11/13)	-	-	-	-	-	-
vs.Chiefs (11/27)	-	-	-	-	-	-	vs.Chiefs (11/27)	-	-	-	-	-	-
at Jaguars (12/4)	-	-	-	-	-	-	at Jaguars (12/4)	-	-	-	-	-	-
at Titans (12/11)	-	-	-	-	-	-	at Titans (12/11)	-	-	-	-	-	-
vs. Patriots (12/18)	-	-	-	-	-	-	vs. Patriots (12/18)	-	-	-	-	-	-
at Chiefs (12/25)	-	-	-	-	-	-	at Chiefs (12/25)	-	-	-	-	-	-
vs. Raiders (1/1)	-	-	-	-	-	-	vs. Raiders (1/1)	-	-	-	-	-	-
POSTSEASON							POSTSEASON						
	-	-	-	-	-	-		-	-	-	-	-	-
	-	-	-	-	-	-		-	-	-	-	-	-
	-	-	-	-	-	-		-	-	-	-	-	-

100-YARD RECEIVING GAMES

BRONCOS							OPPONENTS						
GAME	Player	Rec.	Yds.	Avg.	LG	TDs	GAME	Player	Rec.	Yds.	Avg.	LG	TDs
vs. Panthers (9/8)	-	-	-	-	-	-	vs. Panthers (9/8)	-	-	-	-	-	-
vs. Colts (9/18)	-	-	-	-	-	-	vs. Colts (9/18)	-	-	-	-	-	-
at Bengals (9/25)	E. Sanders	9	117	13	41	2	at Bengals (9/25)	-	-	-	-	-	-
	D. Thomas	6	100	16.7	55	1							
at Buccaneers (10/2)	-	-	-	-	-	-	at Buccaneers (10/2)	-	-	-	-	-	-
vs. Falcons (10/9)	-	-	-	-	-	-	vs. Falcons (10/9)	T. Coleman	4	132	33	49	1
at Chargers (10/13)	-	-	-	-	-	-	at Chargers (10/13)	-	-	-	-	-	-
vs. Texans (10/24)	-	-	-	-	-	-	vs. Texans (10/24)	-	-	-	-	-	-
vs. Chargers (10/30)	-	-	-	-	-	-	vs. Chargers (10/30)	-	-	-	-	-	-
at Raiders (11/6)	-	-	-	-	-	-	at Raiders (11/6)	-	-	-	-	-	-
at Saints (11/13)	-	-	-	-	-	-	at Saints (11/13)	-	-	-	-	-	-
vs.Chiefs (11/27)	-	-	-	-	-	-	vs.Chiefs (11/27)	-	-	-	-	-	-
at Jaguars (12/4)	-	-	-	-	-	-	at Jaguars (12/4)	-	-	-	-	-	-
at Titans (12/11)	-	-	-	-	-	-	at Titans (12/11)	-	-	-	-	-	-
vs. Patriots (12/18)	-	-	-	-	-	-	vs. Patriots (12/18)	-	-	-	-	-	-
at Chiefs (12/25)	-	-	-	-	-	-	at Chiefs (12/25)	-	-	-	-	-	-
vs. Raiders (1/1)	-	-	-	-	-	-	vs. Raiders (1/1)	-	-	-	-	-	-
POSTSEASON							POSTSEASON						
	-	-	-	-	-	-		-	-	-	-	-	-
	-	-	-	-	-	-		-	-	-	-	-	-
	-	-	-	-	-	-		-	-	-	-	-	-

300-YARD PASSING GAMES

BRONCOS							OPPONENTS						
GAME	Player	Cmp.-Att.	Yds.	TDs	INTs	Rtg.	GAME	Player	Cmp.-Att.	Yds.	TDs	INTs	Rtg.
vs. Panthers (9/8)	-	-	-	-	-	-	vs. Panthers (9/8)	-	-	-	-	-	-
vs. Colts (9/18)	-	-	-	-	-	-	vs. Colts (9/18)	-	-	-	-	-	-
at Bengals (9/25)	T. Siemian	23-35	312	4	0	132.1	at Bengals (9/25)	-	-	-	-	-	-
at Buccaneers (10/2)	-	-	-	-	-	-	at Buccaneers (10/2)	-	-	-	-	-	-
vs. Falcons (10/9)	-	-	-	-	-	-	vs. Falcons (10/9)	-	-	-	-	-	-
at Chargers (10/13)	-	-	-	-	-	-	at Chargers (10/13)	-	-	-	-	-	-
vs. Texans (10/24)	-	-	-	-	-	-	vs. Texans (10/24)	-	-	-	-	-	-
vs. Chargers (10/30)	-	-	-	-	-	-	vs. Chargers (10/30)	-	-	-	-	-	-
at Raiders (11/6)	-	-	-	-	-	-	at Raiders (11/6)	-	-	-	-	-	-
at Saints (11/13)	-	-	-	-	-	-	at Saints (11/13)	-	-	-	-	-	-
vs. Chiefs (11/27)	-	-	-	-	-	-	vs. Chiefs (11/27)	-	-	-	-	-	-
at Jaguars (12/4)	-	-	-	-	-	-	at Jaguars (12/4)	-	-	-	-	-	-
at Titans (12/11)	-	-	-	-	-	-	at Titans (12/11)	-	-	-	-	-	-
vs. Patriots (12/18)	-	-	-	-	-	-	vs. Patriots (12/18)	-	-	-	-	-	-
at Chiefs (12/25)	-	-	-	-	-	-	at Chiefs (12/25)	-	-	-	-	-	-
vs. Raiders (1/1)	-	-	-	-	-	-	vs. Raiders (1/1)	-	-	-	-	-	-
POSTSEASON							POSTSEASON						
	-	-	-	-	-	-							

DENVER BRONCOS 2016 BIG-PLAY LOG

BRONCOS RUSHING (10+Yards)

Game	Qtr.	Time	Yards	Player
vs. Car. (9/8)	1	13:01	13	C. Anderson
	2	14:14	28	C. Anderson
	2	12:23	28	A. Janovich*
	3	10:05	10	C. Anderson
	3	3:19	11	T. Siemian
vs. ind. (9/18)	3	1:38	10	C. Anderson
	1	3:38	11	D. Booker
	2	13:12	11	C. Anderson
	3	4:54	12	D. Booker
	4	2:18	13	C. Anderson
at Cin. (9/25)	3	8:55	13	C. Anderson
at T.B. (10/2)	2	6:40	12	C. Anderson
	2	2:40	11	D. Booker
	3	10:25	10	C. Anderson
vs. Atl. (10/9)	4	13:27	10	C. Anderson
at S.D. (10/13)	3	3:31	17	D. Booker
	3	2:32	16	D. Booker
	4	4:50	11	C. Anderson
vs. Hou. (10/24)	1	6:08	12	C. Anderson
	2	6:53	12	D. Booker
	2	6:20	10	D. Booker
	2	:53	17	C. Anderson
	3	3:15	19	C. Anderson
vs. S.D. (10/30)	4	8:42	11	D. Booker
	4	14:02	18	D. Booker
at Oak. (11/6)				
at N.O. (11/13)				
vs. K.C. (11/27)				
at Jac. (12/4)				
at Tenn. (12/13)				
vs. N.E. (12/18)				
at K.C. (12/25)				
vs. Oak. (1/1)				
SEASON TOTALS				
TOTALS	No. 25	Yds. 346	Avg. 13.8	TDs 1
POSTSEASON TOTALS				
TOTALS	No.	Yds.	Avg.	TDs

BRONCOS PASSING (20+Yards)

Game	Qtr.	Time	Yards	Player (QB)
vs. Car. (9/8)	1	4:58	21	C. Anderson (T. Siemian)
	3	11:24	23	D. Thomas (T. Siemian)
	4	15:00	25	C. Anderson (T. Siemian)*
vs. ind. (9/18)	1	7:00	44	D.Thomas (T.Siemian)
	2	13:47	20	J. Taylor (T.Siemian)
at Cin. (9/25)	2	14:04	41	E.Sanders (T.Siemian)*
	4	6:02	29	J. Heuerman (T. Siemian)
	4	4:32	55	D. Thomas (T. Siemian)*
at T.B. (10/2)	4	13:34	31	D. Thomas (P. Lynch)
	4	12:26	21	J. Norwood (P. Lynch)
vs. Atl. (10/9)	3	14:56	26	E. Sanders (P. Lynch)
at S.D. (10/13)	4	9:43	20	E. Sanders (T. Siemian)
vs. Hou. (10/24)	2	5:37	29	E. Sanders (T. Siemian)
vs. S.D. (10/30)	1	14:09	35	J. Taylor (T.Siemian)
	2	6:05	37	E. Sanders (T.Siemian)
	4	8:02	31	V. Green (T.Siemian)
	4	7:21	40	D. Thomas (T.Siemian)
at Oak. (11/6)				
at N.O. (11/13)				
vs. K.C. (11/27)				
at Jac. (12/4)				
at Tenn. (12/13)				
vs. N.E. (12/18)				
at K.C. (12/25)				
vs. Oak. (1/1)				
SEASON TOTALS				
TOTALS	No. 17	Yds. 528	Avg. 31.1	TDs 3
POSTSEASON TOTALS				
TOTALS	No.	Yds.	Avg.	TDs

*Play resulted in a touchdown

DENVER BRONCOS 2016 OPPONENT BIG-PLAY LOG

OPPONENT RUSHING (10+Yards)				
Game	Qtr.	Time	Yards	Player
vs. Car. (9/8)	1	11:01	11	J. Stewart
	1	8:55	20	T. Ginn
	2	:33	12	C. Newton
vs. ind. (9/18)	3	13:36	21	A. Luck
at Cin. (9/25)	1	12:05	50	J. Hill
	2	13:07	11	A. Dalton
	3	7:25	10	A. Dalton
	3	5:49	15	A. Dalton
at T.B. (10/2)	1	3:45	12	J. Rodgers
vs. Atl. (10/9)	1	6:55	15	D. Freeman
	2	8:14	16	T. Coleman
	4	10:29	11	D. Freeman
at S.D. (10/13)	3	12:51	48	M. Gordon
vs. Hou. (10/24)	1	8:39	25	L. Miller
	1	3:56	17	A. Blue
vs. S.D. (10/30)	2	4:37	11	M. Gordon
	3	11:44	12	M. Gordon
	4	11:53	20	M. Gordon
	4	4:31	17	M. Gordon
at Oak. (11/6)				
at N.O. (11/13)				
vs. K.C. (11/27)				
at Jac. (12/4)				
at Tenn. (12/13)				
vs. N.E. (12/18)				
at K.C. (12/25)				
vs. Oak. (1/1)				
SEASON TOTALS				
	No.	Yds.	Avg.	TDs
TOTALS	19	354	18.6	0
POSTSEASON TOTALS				
	No.	Yds.	Avg.	TDs
TOTALS				

OPPONENT PASSING (20+Yards)				
Game	Qtr.	Time	Yards	Player (QB)
vs. Car. (9/8)				
vs. ind. (9/18)	3	10:42	30	P. Dorsett (A. Luck)
	4	7:45	22	J. Doyle (A. Luck)
at Cin. (9/25)	2	6:19	22	C. Uzomah (A. Dalton)
	4	3:35	20	A. Green (A. Dalton)
	4	2:19	27	B. LaFell (A. Dalton)
at T.B. (10/2)	4	8:55	25	M. Evans (J. Winston)
vs. Atl. (10/9)	1	13:58	48	T. Coleman (M. Ryan)
	3	9:54	20	J. Jones (M. Ryan)
	3	8:00	31	T. Coleman (M. Ryan)*
	3	1:51	22	M. Sanu (M. Ryan)
	4	11:01	49	T. Coleman (M. Ryan)
at S.D. (10/13)	1	9:23	27	H. Henry (P. Rivers)
	1	2:37	20	H. Henry (P. Rivers)
vs. Hou. (10/24)				
vs. S.D. (10/30)	1	9:46	53	D. Watt (P. Rivers)
	3	8:38	37	D. Inman (P.Rivers)
	4	4:40	30	M. Gordon (P.Rivers)
at Oak. (11/6)				
at N.O. (11/13)				
vs. K.C. (11/27)				
at Jac. (12/4)				
at Tenn. (12/13)				
vs. N.E. (12/18)				
at K.C. (12/25)				
vs. Oak. (1/1)				
SEASON TOTALS				
	No.	Yds.	Avg.	TDs
TOTALS	18	483	26.8	1
POSTSEASON TOTALS				
	No.	Yds.	Avg.	TDs
TOTALS				

*Play resulted in a touchdown

DENVER BRONCOS 2016 TAKEAWAY CHART

GAME	W/L	+/-	BRONCOS				OPPONENTS			
			INT	FUM	Total	Pts.	INT	FUM	Total	Pts.
vs. Car. (9/18)	W	-2	1	0	1	7	2	1	3	7
vs. Ind. (9/18)	W	+1	1	1	2	15	1	0	1	3
at Cin. (9/25)	W	+1	1	1	2	7	0	1	1	0
at T.B. (10/2)	W	+3	2	1	3	14	0	0	0	0
vs. Atl. (10/9)	L	EVEN	0	1	1	3	1	0	1	7
at S.D. (10/13)	L	EVEN	0	2	2	10	0	2	2	3
vs. Hou. (10/24)	W	+2	0	2	2	10	0	0	0	0
vs. S.D. (10/30)	W	EVEN	3	0	3	14	1	2	3	13
at Oak. (11/6)										
at N.O. (11/13)										
vs. K.C. (11/27)										
at Jac. (12/4)										
at Ten. (12/11)										
vs. N.E. (12/18)										
at K.C. (12/25)										
vs. Oak. (1/1)										
TOTALS	6-2	+5	8	8	16	80	5	6	11	33

DENVER BRONCOS 2016 TURNOVER LOG (+5)

TAKEAWAYS (16 TOT., 8 INT, 8 FUM, 80 pts.)							GIVEAWAYS (11 TOT., 5 INT, 6 FUM, 33 pts.)						
Game	Qtr.	Time	Takeaway	Player	Field Pos.	Pts.	Game	Qtr.	Time	Giveaway	Player	Field Pos.	Pts.
vs. Car. (9/8)	4	14:15	Interception	Harris Jr.	CAR 38	7	vs. Car. (9/8)	1	11:47	Fumble	Booker	CAR 29	7
								1	1:09	Interception	Siemian	CAR 36	0
								3	9:17	Interception	Siemian	CAR 11	0
vs. Ind. (9/18)	4	14:06	Interception	Talib	TD	7	vs. Ind. (9/18)	2	6:28	Interception	Siemian	IND 45	3
	4	4:09	Fumble	Ray	TD	8							
at Cin. (9/25)	1	0:12	Fumble	Keo	CIN 46	7	at Cin. (9/25)	3	12:48	Fumble	Thomas	DEN 37	0
	4	4:23	Interception	Parks	CIN 40	0							
at T.B. (10/2)	1	13:41	Interception	Talib	TB 11	7	at T.B. (10/2)				None		
	2	13:22	Interception	Talib	TB 27	7							
	2	3:34	Fumble	Winn	DEN 34	0							
vs. Atl. (10/9)	3	0:07	Fumble	Ward	50	3	vs. Atl. (10/9)	3	10:02	Interception	Lynch	DEN 42	7
at S.D. (10/13)	2	7:59	Fumble	Parks	SD 11	3	at S.D. (10/13)	3	9:27	Fumble	Taylor	DEN 35	3
	4	12:04	Fumble	Keo	DEN 49	7		4	3:43	Fumble	Thomas	SD 29	0
vs. Hou. (10/24)	3	4:46	Fumble	Davis	DEN 28	7	vs. Hou. (10/24)				None		
	4	15:00	Fumble	Harris Jr.	HOU 25	3							
vs. S.D. (10/30)	2	9:22	Interception	Roby	TD	7	vs. S.D. (10/30)	2	4:43	Fumble	Siemian	SD 16	0
	3	13:40	Interception	Stewart	SD 10	7		3	11:52	Fumble	Booker	SD 2	7
	3	12:40	Interception	Ward	SD 7	0		4	8:10	Interception	Siemian	TD	6
BRONCOS TAKEAWAY LEADERS							BRONCOS GIVEAWAY LEADERS						
Player	INT	FUM	Totals	Pts.			Player	INT	FUM	Totals	Pts.		
Talib	3	0	3	21			Siemian	4	1	5	9		
Keo	0	2	2	14			Booker	0	2	2	14		
Harris Jr.	1	1	2	10			Thomas	0	2	2	0		
Parks	1	1	2	3			Lynch	1	0	1	7		
Ward	1	1	2	3			Taylor	0	1	1	3		
Ray	0	1	1	8									
Stewart	1	0	1	7									
Roby	1	0	1	7									
Davis	0	1	1	7									
Winn	0	1	1	0									
TOTALS	8	8	16	80			TOTALS	5	6	11	33		

2016 INDIVIDUAL GAME-BY-GAME STATISTICS — BRONCOS LEADERS

Game	SCORING		RUSHES		RUSH YDS		RECEPTIONS		REC. YDS	
vs. Panthers (9/8)	C. Anderson	12	C. Anderson	20	C. Anderson	92	E. Sanders	5	E. Sanders	49
vs. Colts (9/18)	B. McManus	14	C. Anderson	20	C. Anderson	74	D. Thomas	5	D. Thomas	90
at Bengals (9/25)	E. Sanders	12	C. Anderson	14	C. Anderson	37	E. Sanders	9	E. Sanders	117
at Buccaneers (10/2)	B. McManus	9	C. Anderson	19	C. Anderson	49	E. Sanders	8	D. Thomas	94
vs. Falcons (10/9)	B. McManus	10	C. Anderson	11	C. Anderson	41	E. Sanders	7	E. Sanders	80
at Chargers (10/13)	B. McManus	7	C. Anderson	10	D. Booker	46	Two Players	5	E. Sanders	40
vs. Texans (10/24)	B. McManus	9	D. Booker	17	C. Anderson	107	D. Thomas	6	E. Sanders	86
vs. Chargers (10/30)	B. McManus	9	D. Booker	19	D. Booker	54	Two Players	5	D. Thomas	79
at Raiders (11/6)										
at Saints (11/13)										
vs. Chiefs (11/27)										
at Jaguars (12/4)										
at Titans (12/11)										
vs. Patriots (12/18)										
at Chiefs (12/25)										
vs. Raiders (1/1)										
AVERAGE		10.3		16.3		62.5		6.3		79.4
Postseason										
AVERAGE										
Game	TACKLES		SACKS		INTS		PASSES DEF.		ST. TACKLES	
vs. Panthers (9/8)	T. Davis	7	D. Ware	1.5	C. Harris	1	C. Harris	3	C. Latimer	2
vs. Colts (9/18)	T. Ward	8	V. Miller	3.0	A. Talib	1	A. Talib	2	Two Players	1
at Bengals (9/25)	B. Marshall	9	S. Ray	3.0	W. Parks	1	Four Players	1	K. Bibbs	2
at Buccaneers (10/2)	Three Players	6	D. Wolfe	2.5	A. Talib	2	A. Talib	2	D. Watson	2
vs. Falcons (10/9)	T. Ward	8	Two Players	1.0	-	0	A. Talib	2	Four Players	1
at Chargers (10/13)	T. Ward	7	V. Miller	1.0	-	0	B. Roby	2	Four Players	1
vs. Texans (10/24)	T. Ward	8	Team Sack	1.0	-	0	T. Ward	2	C. Nelson	3
vs. Chargers (10/30)	T.Ward	7	Four Players	4.0	Three Players	1	Three Players	2	Z. Anderson	2
at Raiders (11/6)										
at Saints (11/13)										
vs. Chiefs (11/27)										
at Jaguars (12/4)										
at Titans (12/11)										
vs. Patriots (12/18)										
at Chiefs (12/25)										
vs. Raiders (1/1)										
AVERAGE		7.5		2.1		1.2		2.0		1.8
Postseason										
AVERAGE										
Game	PUNT RET.		PR YDS		KICKOFF RET.		KOR YDS		PUNTS	
vs. Panthers (9/8)	J. Norwood	2	J. Norwood	26	-	0	-	0	R. Dixon	3
vs. Colts (9/18)	J. Norwood	2	J. Norwood	26	-	0	-	0	R. Dixon	2
at Bengals (9/25)	J. Norwood	1	J. Norwood	11	C. Latimer	3	C. Latimer	83	R. Dixon	5
at Buccaneers (10/2)	J. Norwood	2	J. Norwood	12	-	0	-	0	R. Dixon	7
vs. Falcons (10/9)	J. Norwood	1	J. Norwood	17	C. Latimer	3	C. Latimer	65	R. Dixon	6
at Chargers (10/13)	J. Norwood	2	J. Norwood	16	J. Norwood	2	J. Norwood	46	R. Dixon	5
vs. Texans (10/24)	J. Norwood	3	J. Norwood	33	J. Norwood	1	J. Norwood	19	R. Dixon	6
vs. Chargers (10/30)	J. Norwood	2	J. Norwood	15	-	0	-	0	R. Dixon	5
at Raiders (11/6)										
at Saints (11/13)										
vs. Chiefs (11/27)										
at Jaguars (12/4)										
at Titans (12/11)										
vs. Patriots (12/18)										
at Chiefs (12/25)										
vs. Raiders (1/1)										
AVERAGE		1.9		19.5		2.3		53.3		4.9
Postseason										
AVERAGE										

2016 INDIVIDUAL GAME-BY-GAME STATISTICS — OPPONENTS LEADERS

Game	SCORING		RUSHES		RUSH YDS		RECEPTIONS		REC. YDS	
vs. Panthers (9/8)	G. Gano	8	J. Stewart	15	J. Stewart	64	G. Olsen	7	K. Benjamin	91
vs. Colts (9/18)	A. Vinatieri	8	F. Gore	13	F. Gore	44	J. Ferguson	5	T. Hilton	41
at Bengals (9/25)	J. Hill	12	J. Hill	17	J. Hill	97	A. Green	8	A. Green	77
at Buccaneers (10/2)	J. Winston	6	C. Sims	15	C. Sims	28	Two Players	5	C. Brate	67
vs. Falcons (10/9)	M. Bryant	11	D. Freeman	23	D. Freeman	88	T. Coleman	4	T. Coleman	132
at Chargers (10/13)	J. Lambo	13	M. Gordon	27	M. Gordan	94	H. Henry	6	H. Henry	83
vs. Texans (10/24)	N. Novak	9	Two Players	11	A. Blue	63	Two Players	5	D. Hopkins	36
vs. Chargers (10/30)	Three Players	6	M. Gordon	23	M. Gordan	111	Three Players	4	D. Inman	72
at Raiders (11/6)										
at Saints (11/13)										
vs. Chiefs (11/27)										
at Jaguars (12/4)										
at Titans (12/11)										
vs. Patriots (12/18)										
at Chiefs (12/25)										
vs. Raiders (1/1)										
AVERAGE		9.1		18.0		73.6		5.5		74.9
Postseason										
AVERAGE										
Game	TACKLES		SACKS		INTS		PASSES DEF.		ST. TACKLES	
vs. Panthers (9/8)	L. Kuechly	10	Two Players	1.0	Two Players	1	Six Players	1	D. Mayo	1
vs. Colts (9/18)	A. Cromartie	6	Z. Kerr	1.0	D. Butler	1	Two Players	1	Two Players	1
at Bengals (9/25)	Two Players	7	Two Players	1.0	-	0	Five Players	1	Two Players	1
at Buccaneers (10/2)	C. McDonald	8	C. McDonald	1.5	-	0	B. Grimes	3	Two Players	1
vs. Falcons (10/9)	K. Ishmael	10	V. Beasley	3.5	R. Allen	1	Three Players	1	Four Players	1
at Chargers (10/13)	J. Brown	13	Two Players	1.0	-	0	C. Mager	2	J. Perry	2
vs. Texans (10/24)	A. Bouye	11	-	0	-	0	A. Bouye	2	Four Players	4
vs. Chargers (10/30)	Two Players	6	M. Ingram	1.0	C. Hayward	1	C. Hayward	3	Three Players	1
at Raiders (11/6)										
at Saints (11/13)										
vs. Chiefs (11/27)										
at Jaguars (12/4)										
at Titans (12/11)										
vs. Patriots (12/18)										
at Chiefs (12/25)										
vs. Raiders (1/1)										
AVERAGE		8.9		1.4		1.0		1.8		1.5
Postseason										
AVERAGE										
Game	PUNT RET.		PR YDS		KICKOFF RET.		KOR YDS		PUNTS	
vs. Panthers (9/8)	T. Ginn	2	T. Ginn	12	T. Ginn	1	T. Ginn	9	A. Lee	4
vs. Colts (9/18)	Q. Bray	0	Q. Bray	0	Q. Bray	2	Q. Bray	47	P. McAfee	4
at Bengals (9/25)	Two Players	1	A. Erickson	4	R. Burkhead	2	R. Burkhead	40	K. Huber	5
at Buccaneers (10/2)	A. Humphries	3	A. Humphries	37	R. Smith	2	R. Smith	27	B. Anger	7
vs. Falcons (10/9)	E. Weems	1	E. Weems	7	E. Weems	1	E. Weems	17	M. Boshier	3
at Chargers (10/13)	D. McCluster	3	D. McCluster	28	Two Players	1	G. Whalen	12	D. Kaser	5
vs. Texans (10/24)	T. Ervin	2	T. Ervin	11	Three Players	1	W. Fuller	19	S. Lechler	5
vs. Chargers (10/30)	D. McCluster	3	D. McCluster	14	Two Players	1	G. Whalen	25	D. Kaser	5
at Raiders (11/6)										
at Saints (11/13)										
vs. Chiefs (11/27)										
at Jaguars (12/4)										
at Titans (12/11)										
vs. Patriots (12/18)										
at Chiefs (12/25)										
vs. Raiders (1/1)										
AVERAGE		1.9		14.1		1.4		24.5		4.8

DENVER BRONCOS 2016 REGULAR SEASON MISCELLANEOUS GAME INFORMATION

GAME	W/L	KICKOFF	LENGTH	ATTN.	TEMP.	TV	BROADCAST CREW	OFFICIALS
vs. Panthers (9/8)	W, 21-20	6:40 PM MDT	3:12	76,843	85° F	NBC	Al Michaels Cris Collinsworth Michelle Tafoya	REF: Steratore (114); UMP: Schuster (89); HL: Walker (123); LJ: Arthur(108); FJ: Weatherford (116); SJ: Wagoner (25); BJ: Paganelli (105); RO: Weidner
vs. Colts (9/18)	W, 34-20	2:25 PM MDT	3:12	76,379	85° F	CBS	Jim Nantz Phil Simms Tracy Wolfson	REF:Coleman (65); UMP: Rice (44); HL: Bowers (174); LJ: Codey (16); FJ: Brown (43); SJ: Eck (76); BJ: Miles (111); RO: Nazzaro
at Bengals (9/25)	W, 29-17	1:02 PM MDT	3:05	63,850	81° F	CBS	Ian Eagle Dan Fouts Evan Washburn	REF: Parry (132); UMP: Pellis (131); HL: McGrath (5); LJ: Seeman (45); FJ: Walker (26); SJ: Washington (7); BJ: Paganelli (46); RO: McGrath
at Buccaneers (10/2)	W, 27-7	4:05 PM EST	4:32	60,375	88° F	CBS	Spero Dedes Solomon Wilcox	REF: Boger (23); UMP: Hall (49); HL: Camp (34); LJ: McKenzie (8); FJ: Hall (103); SJ: Coleman IV (87); BJ: Steratore (112); RO: Madsen
vs. Falcons (10/9)	L, 23-16	2:05 PM MDT	2:58	76,802	72° F	FOX	Chris Myers John Lynch Pam Oliver	REF: McAulay (77); UMP: Wash (96); HL: Bergman (91); LJ: Stephan (68); FJ: Coleman (95); SJ: Monroe (120); BJ: Martinez (39); RO: Frantz
at Chargers (10/13)	L, 21-13	5:25 PM PT	3:18	58,904	70° F	CBS	Jim Nantz Phil Simms Tracy Wolfson	REF: Wroldstad (4); UMP: Anderson (31); HL: Hittner (28); LJ: Mapp (10); FJ: Zimmer (33); SJ: Lamberth (21); BJ: Dyer (27); RO: Nemmers
vs. Texans (10/24)	W, 27-9	6:30 PM MDT	3:05	76,865	71° F	ESPN	Sean McDonough Jon Gruden Lisa Salters	REF: Cheffers (51); UMP: Fowler (71); HL: Payne (79); LJ: Podraza (47); FJ: Freeman (88); SJ: Novak (1); BJ: Quirk (63); RO: Stewart
vs. Chargers (10/30)	W, 27-19	2:05 PM MDT	3:29	76,756	76° F	CBS	Greg Gumbel Trent Green Jamie Erdahl	REF: Corrente (99); UMP: Ferrell (64); HL: Turner (13); LJ: Podraza (47); FJ: Horton (82); SJ: Vernatchi (75); BJ: Prukop (30); RO: Yurk
at Raiders (11/6)								
at Saints (11/13)								
vs. Chiefs (11/27)								
at Jaguars (12/4)								
at Titans (12/11)								
vs. Patriots (12/18)								
at Chiefs (12/25)								
vs. Raiders (1/1)								

2016 DENVER BRONCO MISCELLANEOUS STATISTICS (Won 6, Lost 2)

©

DRIVE ENGINEERING

Quarterback	Drives Started	Drives Ended By	Points Yielded	Pts./Drive	Quarterback Drive Efficiency*	Directing Offense**
T. SIEMIAN.....	79	16 11 2 30 2 10 1 7 0	143	1.81	34.2% 40.3%	Plays Yards Avg. 3 & Out
P. LYNCH.....	18	2 5 0 9 0 1 0 1 0	29	1.61	38.9% 41.2%	385 2108 5.5 28
DENVER.....	97	18 16 2 39 2 11 1 8 (0)	172	1.77	35.1% 40.4%	112 513 4.6 4
Opponents.....	93	12 15 2 38 7 13 0 6 (0)	128	1.38	29.0% 33.3%	497 2621 5.3 32
						523 2414 4.6 32

(*—the second number is the percentage the quarterback has put his team in position to score, allowing for missed field goals and subtracting those drives ended by the clock and replaced due to injury. Quarterbacks who leave the game during a drive only get a replacement credit if team goes on to earn at least one first down. Blocked punts for safeties counted as drive ended by punt; **—does not include plays when not at helm or not truly setting a play in motion, i.e., muffed punts/kneeldowns/spiked balls: Lynch 3-for-[-4], Siemian 6-for-[-6]; Opponents 7-for-[-4]. (3 & outs includes all drives without first downs, minus FGs and clock.)

KICKOFF ANALYSIS

Kicker	No. Opp, Total	Ret.	FC	MF	NA	TB	EZ+	In20/25	TD	OB	OnS	SQB	FK	OSY-----	Ret.	ASV-----	Ret.	In Denver
B. McMANUS.....	41	14	0	0	0	27	18	6/10	0	0	(2)	(0)	(0)	954	277	O23	O20	27 KO / 18 TB / 12 EZ+
R. DIXON.....	1	0	0	0	0	1	0	0/0	0	0	(1)	(0)	(1)	25	25	O25	O25	0 KO / 0 TB / 0 EZ+
Opponents.....	36	9	0	0	0	27	17	5/8	0	0	(0)	(0)	(0)	872	195	D24	D22	24 KO / 20 TB / 15 EZ+

(KEY: MF—muffed; EZ+—through or over end zone; OSY—Opponent Cumulative Starting Yardlines; ASV—Average Starting Yardline; Ret—averages using returned kicks only. Onsidies (OnS), short squibs (SQB) and free kicks (FK) omitted in figuring the above (return counts could be off); out-of-bounds (OB) are not. Yardlines determined from spot of penalties. Returns on inside kicks/squibs are omitted from the above.)

FIRST DOWN TENDENCIES

Team	Rushing	Passing	Overall	Times Gained	Miscellany
	Plays Yards Avg.	Plays Yards Avg.	Plays Yards Avg.	20+ 10+ 5+ 2- 0 Neg.	TD QBs TO
DENVER.....	109 378 3.5	117 781 6.7	226 1159 5.13	11 40 87 108 48 25	5 9 3
Opponents.....	117 476 4.1	106 606 5.7	223 1082 4.55	11 32 77 107 61 15	3 7 4

YARDS GAINED ANALYSIS

Team	1st Down	2nd Down	3rd Down	4th Down	Season	By Quarter	Plus Territory (50-in)---
	Att Yards Avg.	Att Yards Avg.	Att Yards Avg.	Att Yards Avg.	Att Yards Avg.	1st 2nd 3rd 4th OT	Att Yards Avg. Pts
DENVER.....	226 1159 5.1	170 840 4.9	103 599 5.8	7 13 1.9	506 2611 5.16	541 714 520 836 --	231 1079 4.7 165
Opponents.....	223 1082 4.9	177 816 4.6	119 494 4.2	11 18 1.6	530 2410 4.79	759 484 562 605 --	210 815 3.9 128

Drives In Opponent Territory (minus drives with 50+ scores or no plays): Denver 48/96 (50.0%, 22.5 ypd); Opponents 44/93 (47.3%, 18.5 ypd).

Note: Opponents have two more third down plays than third down efficiency attempts due to an accepted penalties marked from spot of the foul.

THIRD DOWN EFFICIENCY ANALYSIS

Team	3rd Down &	1	2	3	4	5	6	7	8	9	10	11-14	15-19	20+	Rush	Pass	Half/OT	Total	Pct.
DENVER.....	10-19	5- 8	3- 6	2- 4	5- 7	0- 4	2-11	1- 3	1- 6	4-10	4-14	0-10	0- 1	11-28	26-75	21-52	37-103	35.9	
Opponents.....	7-12	6-12	1- 7	2- 6	5-12	4- 9	5- 7	5-12	3- 8	4-16	1- 3	0- 8	1- 5	11-19	33-98	25-63	44-117	37.6	

OVERTIME: N/A. AVERAGE YARDS TO GO: Denver 7.2 (103/742); Opponents 7.5 (117/879).

DENVER DEFENSE: 14 QB sacks (81 yards), 4 INT (TD), 3 FR. OPPONENT DEFENSE: 4 QB sacks (19 yards), 2 INT, 1 FR.

SECOND DOWN EFFICIENCY: Denver 55-170 (32.4; 1-4 yds: 27-46); Opponent 48-177 (27.1; 1-4 yds: 17-34)

TURNOVER ANALYSIS

DENVER's 11 turnovers have led to 32 Opponent points: 4 TD, 2 FG; 23.5% of Opponents' total points (136).

OPPONENTS' 16 turnovers have led to 80 Denver points: 10 TD, 3 FG; 41.2% of Denver's total points (194).

BY QTR (11): 2 / 2 / 6 / 1 (0 OT)

BY QTR (16): 2 / 4 / 3 / 7 (0 OT)

AVERAGE STARTING FIELD POSITION

	Denver	Opponent
Drives Started.....	95	91
Cumulative Starting Yardlines.....	2901	2623
Average Field Position.....	D31	O29
Drives Started In Plus Territory.....	13	7
Scores/TD,FG.....	9/5,4	2/1,1
FGA/Punts/Downs.....	0/1/0	0/2/1
Turnovers/Clock/Ran Out Clock.....	1/0/2	1/0/1
Drives Started Inside Own 20/At Own 20.....	32 (23/9)	23 (18/5)
Points Scored (TD/FG).....	34 (4/2)	35 (4/3)
Drives Started Inside Opponent 20 (Pts).....	4 (17)	0 (0)

SCORING PERCENTAGE INSIDE-THE-20 (RED ZONE)

	Denver	Opponent
Times Penetrated Opponent 20.....	29	22
Total Scores.....	26	20
Touchdowns (Rush/Pass).....	14 (7/7)	11 (6/5)
Field Goals-Attempts.....	12-12	9-9
Turnovers/Downs/Punts/Clock.....	3/0/0/0	0/1/1/0
Scores From The 20 & Outside/TD,FG.....	8/4,4	7/1,6
Total Red Zone Plays-Yards.....	83-180/2.2	64-181/2.8
Third Down Efficiency.....	6-19/31.6	6-16/37.5
Fourth Down Efficiency.....	1-1/100.0	1-3/33.3
Overall Scoring Percentage.....	89.7	90.9
TD Percentage.....	48.3	50.0
#—Ran Out Clock Not Trying To Score.....	0	0

(#—not included in total count or any stats above once choice is made.)

YARDS LOST DUE TO PENALTIES

	Denver	Opponent
Times Penalized After Offensive Gain/Score..	12	16
Yards Lost Due To Penalties.....	142	162
Touchdowns Called Back.....	1	0
Field Goals Called Back.....	0	0
First Downs Lost.....	8	9

TIME SPENT IN THE LEAD

	Denver	Tied	Opponent
8 Games (480:00 total time).....	206:43	76:50	196:27
Percentage.....	43.1	16.0	40.9

EXPANDED PUNTING

EXTENDED PUNTING														OWN 25 & INSIDE										PLUS TERR.		ADJUSTED 50 & OUT	
Player	Punts	Yards	Avg.	No. Ret.	Return	Avg.	Long	Pct. Not	Net	Own 25 & Inside	Plus Terr.	Adjusted 50 & Out	Own 25 & Inside	Plus Terr.	Adjusted 50 & Out	Own 25 & Inside	Plus Terr.	Adjusted 50 & Out									
R. DIXON.....	39	1818	46.62	17	113	6.6	16	56.4	42.18	12/7/4/0	3 11 2 8	16 761 47.6	4-156 (2)	35 1662 47.5													

FIRST DOWNS EARNED

Player	Rush	Pass	Rec.	—	Total	(3/4)
T. SIEMIAN.....	3	69	0	—	72	(22)
C. ANDERSON.....	22	0	6	—	28	(7)
E. SANDERS.....	0	0	27	—	27	(8)
D. THOMAS.....	0	0	26	—	26	(7)
P. LYNCH.....	1	20	0	—	21	(8)
D. BOOKER.....	18	0	2	—	20	(4)
V. GREEN.....	0	0	8	—	8	(4)
A. JANOVICH.....	2	0	3	—	5	(2)
B. FOWLER.....	0	0	4	—	4	(1)
J. NORWOOD.....	0	0	4	—	4	(1)
K. BIBBS.....	3	0	0	—	3	(1)
J. PHILLIPS.....	0	0	3	—	3	(1)
J. HEURMAN.....	0	0	2	—	2	(0)
C. LATIMER.....	0	0	2	—	2	(1)
J. TAYLOR.....	0	0	2	—	2	(1)
J. THOMPSON.....	1	0	0	—	1	(1)

(3/4—first downs earned on third and fourth down plays.)

TRUE QUARTERBACK RUSHING

Player	Att.	Yds	Avg.	K-downs	Abort	Adjusted	Spiked	Pts
T. SIEMIAN.....	13	31	2.4	5-(-5)	1	7 36 5.1	0	0
P. LYNCH.....	10	13	1.3	4-(-5)	0	6 18 3.0	0	0

GOAL-TO-GO SITUATIONS

Team	Summary	GTG Plays
	Total* TD FG FGA DWN TO CLK	Plays TDs Pct. TD Pct.
DENVER.....	19 13 5 0 0 1 0	43 13 30.2 68.4
OPPONENTS.....	12 9 2 0 1 0 0	23 9 39.1 75.0

(*—does not include purposely running out the clock: Denver 0, Opponent 0.)



Denver 21, Carolina 20

Thursday, Sept. 8, 2016 • 6:40 p.m. MDT • Sports Authority Field at Mile High • Denver

WEATHER: Sunny and Clear, 85°, Wind E 10 mph • TIME: 3:12 • ATTENDANCE: 76,843

For the fifth consecutive season the Denver Broncos captured a victory in their season opener, defeating the Carolina Panthers by a score of 21-20 in a rematch of Super Bowl 50.

Denver running back C.J. Anderson rushed for a game-high 92 yards and had 47 yards receiving in the match up, which marked the first time since 1970 that Super Bowl participants from the previous season met in Week 1.

The Broncos' promising opening drive was thwarted when rookie running back Devontae Booker fumbled on his initial NFL carry. Panthers linebacker Shaq Thompson recovered the fumble, giving Carolina possession of the ball on its own 29-yard line.

The Panthers capitalized on the turnover, striking first off a 14-yard touchdown pass from quarterback Cam Newton to wide receiver Kelvin Benjamin.

On the Broncos' ensuing possession, quarterback Trevor Siemian, making his first NFL start, threw his first of two interceptions with Panthers linebacker Thomas Davis recording the takeaway.

After the Denver's defense held stout on the first drive of the second quarter, rookie fullback Andy Janovich ripped off a 28-yard touchdown run on his first career carry to tie the score at 7-7.

Carolina would tack on an additional 10 points before halftime to take a 17-7 lead into the locker room. Newton scrambled for a 2-yard touchdown, capping an 18-play, 89-yard drive, while kicker Graham Gano split the uprights from 44 yards with three seconds remaining in the half.

Siemian threw his second interception of the game to open the half in a scoreless third quarter for both teams.

The Broncos then came out firing on all cylinders in the fourth quarter, outscoring the Panthers 14-3.

On the first play of the fourth, Anderson took a screen pass from Siemian 25 yards for a score, pulling within 17-14.

Two plays later, Broncos cornerback Chris Harris Jr. tipped a Newton pass and caught the ball, registering the Broncos' only takeaway of the game.

Denver turned the interception into seven points after a 10-play, 23-yard drive ended in a 1-yard rushing score from Anderson—his second touchdown of the game. With the touchdown, Denver took its first lead of the game, 21-17.

Carolina and Gano answered with a 36-yard field goal to pull within one, 21-20, but that's as close as Carolina would get.

The Panthers mounted a final drive into field goal range after converting a 4th-and-21 thanks to a defensive penalty.

With nine seconds left, Gano pushed a potential game-winning 50-yard field goal wide left, sealing the Denver victory.

The win marked Denver's 29th victory in 33 home openers under Owner Pat Bowlen.

OFFICIALS:

Referee — Gene Steratore (114); **Umpire** — Bill Schuster (89); **Head Linesman** — Ed Walker (113); **Line Judge** — Gary Arthur (108); **Side Judge** — Bob Waggoner (25); **Field Judge** — Mike Weatherford (116); **Back Judge** — Dino Paganelli (105); **Replay** — Paul Weidner

DENVER BRONCOS

OFFENSE

WR 88 D. Thomas
LT 73 R. Okung
G 76 M. Garcia
C 61 M. Paradis
RG 79 M. Schofield
RT 71 D. Stephenson
TE 85 V. Green
WR 10 E. Sanders
RB 22 C. Anderson
QB 13 T. Siemian
WR 11 J. Norwood

DEFENSE

DE 95 D. Wolfe
NT 92 S. Williams
DE 93 J. Crick
SLB 58 V. Miller
MLB 94 D. Ware
ILB 54 B. Marshall
ILB 51 T. Davis
LCB 21 A. Talib
RCB 25 C. Harris Jr.
SS 43 T. Ward
FS 26 D. Stewart

BRONCOS SUBSTITUTIONS: K 8 B.McManus, P 9 R.Dixon, WR 14 C.Latimer, RB 23 D.Booker, CB 29 B.Roby, S 31 J.Simmons, FB 32 A.Janovich, S 34 W.Parks, RB 35 K.Bibbs, CB 36 K.Webster, LS 42 C.Kreiter, OLB 48 S.Barrett, ILB 50 Z.Anderson, ILB 52 C.Nelson, OLB 56 S.Ray, OLB 57 D.Watson, OL 77 D.Weems, TE 86 J.Phillips, WR 87 J.Taylor, DE 97 B.Winn, NT 98 D.Kilgo, DE 99 A.Gotsis. **DID NOT PLAY:** QB 12 P.Lynch, C 53 J.Ferentz. **INACTIVE:** QB 4 A.Davis, WR 16 B.Fowler, CB 37 L.Doss, G 60 C.McGovern, OL 74, T.Sambrailo, TE 82 J.Heuerman, DT 90 K.Peko.

CAROLINA PANTHERS

OFFENSE

WR 17 D. Funchess
LT 73 M. Oher
LG 68 A. Norwell
C 67 R. Kalil
RG 70 T. Turner
RT 74 M. Remmers
TE 84 E. Dickson
TE 88 G. Olsen
QB 1 C. Newton
TE 80 S. Simonson
RB 28 J. Stewart

DEFENSE

LDE 95 C. Johnson
LDt 98 S. Lotulelei
RDT 99 K. Short
RDE 94 K. Ealy
CB 27 R. McClain
MLB 59 L. Kuechly
WLB 58 T. Davis
LCB 24 J. Bradberry
RCB 25 B. Benwikere
SS 20 K. Coleman
FS 33 T. Boston

PANTHERS SUBSTITUTIONS: P 8 A.Lee, K 9 G.Gano, WR 10 C.Brown, WR 13 K.Benjamin, QB 14 J.Webb, WR 19 T.Ginn, CB 21 T.Williams, DB 26 D.Worley, FB 35 M.Tolbert, DB 42 C.Jones, RB 43 F.Whittaker, LS 44 J.Jansen, LB 54 S.Thompson, LB 55 D.Mayo, LB 56 A.Klein, LB 57 J.Cash, T 60 D.Williams, DT 90 P.Solai, DE 91 R.Delaire, DT 92 V.Butler, DE 97 M.Addison. **DID NOT PLAY:** QB 3 D.Anderson, G 66 G.Gradkowski, G 78 D.Hawkins. **INACTIVE:** WR 11 B.Bersin, WR 18 D.Byrd, S 29 D.Marlowe, RB 34 C.Artis-Payne, LB 52 J.Norris, G 69 T.Larsen, DE 93 L.Edwards.

		1	2	3	4	OT	TOTAL	FIELD GOALS (made () & missed)	
VISITOR	Carolina Panthers	7	10	0	3	—	20	G. Gano (44/36) 50WL	
HOME	Denver Broncos	0	7	0	14	—	21		
Team	Qtr	Clock Time	PLAY DESCRIPTION (Extra Point) (Drive Info)					SCORE	
PANTHERS	1	7:13	K. Benjamin 14 yd. pass from C. Newton (G. Gano kick) (8-71, 4:24)					7	0
BRONCOS	2	12:16	A. Janovich 28 yd. run (B. McManus kick) (5-80, 2:36)					7	7
PANTHERS	2	3:01	C. Newton 2 yd. run (G. Gano kick) (18-89, 9:15)					14	7
PANTHERS	2	0:03	G. Gano 44 yd. Field Goal (7-52, 1:42)					17	7
BRONCOS	4	14:50	C. Anderson 25 yd. pass from T. Siemian (B. McManus kick) (8-78, 4:08)					17	14
BRONCOS	4	9:26	C. Anderson 1 yd. run (B. McManus kick) (10-23, 4:41)					17	21
PANTHERS	4	4:21	G. Gano 36 yd. Field Goal (10-57, 5:05)					20	21



Denver 34, Indianapolis 20

Sunday, Sept. 18, 2016 • 2:25 p.m. MDT • Sports Authority Field at Mile High • Denver

WEATHER: Sunny, 85°, Wind E 4 mph • TIME: 3:12 • ATTENDANCE: 76,379

Two defensive touchdowns helped spark the Broncos as Denver topped the Indianapolis Colts, 34-20, for its second win of the 2016 season. With the victory, Denver moved to 2-0 to start the year, marking the fourth straight season the team opened up with a two-game win streak.

Denver opened the game with a promising offensive drive, but could not capitalize as kicker Brandon McManus pushed a 54-yard field goal wide left.

On the ensuing Colts drive, quarterback Andrew Luck marched Indianapolis down the field before stalling at Denver's 30-yard line. Colts kicker Adam Vinatieri gave the visitors a 3-0 lead off a 48-yard field goal.

Denver would then answer with three points of its own as a 44-yard pass from quarterback Trevor Siemian to wide receiver Demaryius Thomas set McManus up for a 23-yard field goal knotting the game at 3-3.

Siemian and the Denver offense opened up the second quarter by finding the end zone. From the Colt's 4-yard line, Anderson darted up the middle for the first touchdown of the game.

Indianapolis' defense generated the first turnover of the game after cornerback Darius Butler jumped a Siemian pass, returning it 19 yards. Butler injured his hamstring on the return, preventing a touchdown, and the Colts had to settle for a 52-yard field goal from Vinatieri to pull within 10-6.

With less than 10 seconds left in the first half, Denver extended its lead to 13-6 after McManus hit his second of the day, a 43-yarder.

On the first possession of the second half, the Colts put together a 13-play, 79-yard drive that culminated in a 5-yard touchdown run by Robin Turbin, tying the game at 13.

After McManus' third field goal—a 33-yarder—the Broncos padded their lead early in the fourth quarter when cornerback Aqib Talib jumped a Luck pass, taking it 46 yards for a pick-six.

Midway through the fourth, Indianapolis made things interesting when Luck found running back Frank Gore for a 7-yard touchdown pass, to pull within 23-20 with 4:02 remaining.

After a Denver field goal put the home team up by six points with less than two minutes remaining, the Colts took over looking to drive for the winning score.

On the first play of their drive, Luck was sacked by Broncos linebacker Von Miller, who forced a fumble that was recovered by teammate Shane Ray and returned 15 yards for a touchdown.

Siemian then hit Thomas for the two-point conversion, sealing the 34-20 victory.

The game marked the 10th time in team history—and the first since 2012—that the Broncos recorded multiple defensive touchdowns in a single contest.

OFFICIALS:

Referee — Walt Coleman (65); **Umpire** — Jeff Rice (44); **Head Linesman** — Derrick Bowers (174); **Line Judge** — Kevin Cody (16); **Side Judge** — Alan Eck (76); **Field Judge** — Terry Brown (43); **Back Judge** — Terrance Miles (111); **Replay** — Louis Nazzaro

DENVER BRONCOS

OFFENSE

WR 88 D. Thomas
LT 73 R. Okung
G 76 M. Garcia
C 61 M. Paradis
RG 79 M. Schofield
RT 71 D. Stephenson
WR 11 J. Norwood
WR 10 E. Sanders
RB 22 C. Anderson
QB 13 T. Siemian
WR 14 C. Latimer

DEFENSE

DE 95 D. Wolfe
NT 92 S. Williams
DE 93 J. Crick
SLB 58 V. Miller
MLB 94 D. Ware
ILB 54 B. Marshall
ILB 51 T. Davis
LCB 21 A. Talib
RCB 25 C. Harris Jr.
SS 43 T. Ward
FS 26 D. Stewart

BRONCOS SUBSTITUTIONS: K 8 B.McManus, P 9 R.Dixon, RB 23 D.Booker, CB 29 B.Roby, S 31 J.Simmons, FB 32 A.Janovich, S 34 W.Parks, RB 35 K.Bibbs, CB 36 K.Webster, LS 42 C.Kreiter, OLB 48 S.Barrett, ILB 50 Z.Anderson, ILB 52 C.Nelson, C 53 J.Ferentz, OLB 56 S.Ray, OLB 57 D.Watson, OL 77 D.Weems, TE 85 V.Green, TE 86 J.Philips, WR 87 J.Taylor, DE 97 B.Winn, NT 98 D.Kilgo, DE 99 A.Gotsis. **DID NOT PLAY:** QB 12 P.Lynch. **INACTIVE:** QB 4 A.Davis, WR 16 B.Fowler, CB 37 L.Doss, G 60 C.McGovern, OL 74 T.Sambrailo, TE 82 J.Heurman, DT 90 K.Peko.

INDIANAPOLIS COLTS

OFFENSE

TE 86 E. Swoope
LT 74 A. Castonzo
LG 75 J. Mewhort
C 78 R. Kelly
RG 71 D. Good
RT 76 J. Reitz
TE 83 D. Allen
WR 13 T. Hillton
QB 12 A. Luck
TE 84 J. Doyle
RB 23 F. Gore

DEFENSE

DE 90 K. Langford
NT 54 D. Parry
CB 20 D. Butler
SLB 93 E. Walden
MIKE 52 D. Jackson
WILL 55 Si. Moore
RUSH 98 R. Mathis
LCB 30 R. Melvin
SS 29 M. Adams
FS 26 C. Geathers
RCB 32 A. Cromartie

COLTS SUBSTITUTIONS: P 1 P.McAfee, K 4 A.Vinatieri, WR 10 D.Moncrief, WR 11 Q.Bray, WR 15 P.Dorsett, S 27 W.Guy, RB 28 J.Todman, RB 33 R.Turbin, RB 34 J.Ferguson, CB 35 D.Morris, S 41 M.Farley, ILB 44 A.Morrison, LS 45 M.Overton, ILB 53 E.Jackson, OLB 56 A.Ayers, ILB 57 J.McNary, C 72 J.Harrison, T 73 J.Haeg, WR 80 C.Rogers, DT 91 H.Ridgeway, OLB 92 C.Maggitt, NT 94 Z.Kerr, DT 99 T.McGill. **DID NOT PLAY:** QB 16 S.Tolzien. **INACTIVE:** CB 21 V.Davis, CB 25 P.Robinson, S 32 T.Green, OLB 58 T.Cole, T 62 L.Clark, C 63 A.Blythe, DT 96 H.Anderson.

		1	2	3	4	OT	TOTAL	FIELD GOALS (made () & missed)	
VISITOR	Indianapolis Colts	3	3	7	7	—	20	A. Vinatieri	(48)(52)
HOME	Denver Broncos	3	10	3	18	—	34	B. McManus	54WL(23)(43)(33)(35)
Team	Qtr	Clock Time	PLAY DESCRIPTION (Extra Point) (Drive Info)					SCORE	
COLTS	1	8:17	A. Vinatieri 48 yd. Field Goal (7-26, 3:24)					3	0
BRONCOS	1	5:30	B. McManus 23 yd. Field Goal (7-70, 2:47)					3	3
BRONCOS	2	11:41	C. Anderson 4 yd. run (B. McManus kick) (6-69, 3:19)					3	10
COLTS	2	2:43	A. Vinatieri 52 yd. Field Goal (9-21, 3:36)					6	10
BRONCOS	2	0:05	B. McManus 43 yd. Field Goal (11-50, 2:38)					6	13
COLTS	3	8:06	R. Turbin 5 yd. run (A. Vinatieri kick) (13-79, 6:54)					13	13
BRONCOS	3	1:09	B. McManus 33 yd. Field Goal (13-60, 6:57)					13	16
BRONCOS	4	13:52	A. Talib 46 yd. interception return (B. McManus kick)					13	23
COLTS	4	4:02	F. Gore 7 yd. pass from A. Luck (A. Vinatieri kick) (12-80, 5:28)					20	23
BRONCOS	4	1:51	B. McManus 35 yd. Field Goal (8-58, 2:11)					20	26
BRONCOS	4	1:42	S. Ray 15 yd. fumble return (T. Siemian-D. Thomas pass)					20	34



Denver 29, Cincinnati 17

Sunday, Sept. 25, 2016 • 1:02 p.m. EDT • Paul Brown Stadium • Cincinnati

WEATHER: Sunny, 81°, Wind S 3 mph • TIME: 3:05 • ATTENDANCE: 63,850

The Denver Broncos picked up their first road victory of the season with a 29-17 victory over the Cincinnati Bengals in a back-and-forth affair in front of 63,850 fans at Paul Brown Stadium.

Denver was led by quarterback Trevor Siemian (23-of-35 for 312 yards, 4 TDs, 132.1 rtg.), who became the first player in NFL history to throw for 300 yards and four touchdowns without an interception in his first career road start.

Cincinnati opened the game on a 5-play, 74-yard drive, culminating in a 3-yard touchdown run from Bengals running back Jeremy Hill, the first of two from Hill on the day.

On the ensuing Broncos drive, Denver cut the Bengals' lead to 7-3 following a 20-yard field goal from kicker Brandon McManus.

At the end of the first quarter, Denver posted its first takeaway of the game after Cincinnati's Adam Jones fumbled a punt. Denver's Zaire Anderson forced the fumble, while Shiloh Keo recovered the ball at the Bengals' 46-yard line.

Three plays into the second quarter, the Broncos capitalized off the turnover, taking their first lead of the game. Siemian hit wide receiver Emmanuel Sanders for a 41-yard score to go up 10-7.

Cincinnati answered Denver's score with a touchdown drive of its own. Hill scampered four yards for his second touchdown run of the game, putting the Bengals up 14-10.

With less than five minutes remaining in the first half, Denver engineered a 10-play, 55-yard drive that resulted in Siemian's second touchdown pass to Sanders—a 7-yarder with 32 seconds remaining—to give Denver a 16-14 lead entering the half.

Both teams held each other scoreless in the third quarter before Bengals kicker Mike Nugent pushed Cincinnati ahead 17-16 early in the fourth with a 34-yard field goal.

On Denver's next drive, Siemian found tight end John Phillips in the middle of the end zone for a 1-yard score for his first touchdown catch as a Bronco. Denver failed to convert the two-point attempt, keeping the lead at 22-17.

After a three-and-out from the Cincinnati offense, Denver put the game away on its ensuing possession. Siemian found tight end Jeff Heurman for a 29-yard connection to set the Broncos up near midfield.

On third-and-11, Siemian connected on his second deep touchdown pass of the day—a 55-yarder to wide receiver Demaryius Thomas—to put the Broncos ahead 29-17.

Denver safety Will Parks quelled any attempt of a Bengals comeback after a pass tipped by safety T.J. Ward found its way into the rookie's hands.

Linebacker Shane Ray helped seal the win with his third sack of the day to become the first NFL player in 14 seasons to post three sacks in his first career start.

OFFICIALS:

Referee — John Parry (132); **Umpire** — Mark Pellis (131); **Head Linesman** — John McGrath (5); **Line Judge** — Jeff Seeman (45); **Side Judge** — Keith Washington (7); **Field Judge** — Jabir Walker (26); **Back Judge** — Perry Paganelli (46); **Replay** — Bob McGrath

DENVER BRONCOS

OFFENSE

WR 88 D. Thomas
LT 73 R. Okung
G 76 M. Garcia
C 61 M. Paradis
RG 79 M. Schofield
RT 74 T. Sambrailo
TE 86 J. Phillips
WR 10 E. Sanders
RB 22 C. Anderson
QB 13 T. Siemian
FB 32 A. Janovich

DEFENSE

DE 95 D. Wolfe
NT 92 S. Williams
DE 93 J. Crick
SLB 58 V. Miller
WLB 56 S. Ray
ILB 54 B. Marshall
ILB 51 T. Davis
LCB 21 A. Talib
RCB 25 C. Harris Jr.
SS 43 T. Ward
FS 26 D. Stewart

BRONCOS SUBSTITUTIONS: K 8 B.McManus, P 9 R.Dixon, WR 11 J.Norwood, WR 14 C.Latimer, WR 16 B.Fowler, RB 23 D.Booker, CB 29 B.Roby, S 33 S.Keo, S 34 W.Parks, RB 35 K.Bibbs, CB 36 K.Webster, LS 42 C.Kreiter, OLB 48 S.Barrett, ILB 50 Z.Anderson, ILB 52 C.Nelson, C 53 J.Ferentz, OLB 57 D.Watson, OL 77 D.Weems, TE 82 J.Heurman, WR 87 J.Taylor, DE 97 B.Winn, NT 98 D.Kilgo, DE 99 A.Gotsis. **DID NOT PLAY:** QB 12 P.Lynch. **INACTIVE:** QB 4 A.Davis, S 31 J.Simmons, CB 37 L.Doss, G 60 C.McGovern, T 71 D.Stephenson, TE 85 V.Green, OLB 94 D.Ware.

CINCINNATI BENGLS

OFFENSE

WR 18 A. Green
LOT 77 A. Whitworth
LG 65 C. Bolding
C 61 R. Bodine
RG 68 K. Zeitlet
ROT 70 C. Ogbuehi
TE 81 T. Kroft
H-B 89 R. Hewitt
WR 86 J. Wright
QB 14 A. Dalton
HB 32 J. Hill

DEFENSE

LDE 96 C. Dunlap
NT 94 D. Peko
DT 97 G. Atkins
RDE 90 M. Johnson
SLB 56 K. Dansby
MLB 58 R. Maulaluga
WLB 57 V. Rey
LCB 27 D. Kirkpatrick
RCB 24 A. Jones
SS 36 S. Williams
FS 43 G. Iloka

BENGALS SUBSTITUTIONS: K 2 M.Nugent, P 10 K.Huber, WR 11 B.LaFell, WR 12 A.Erickson, CB 21 D.Dennard, HB 25 G.Bernard, CB 26 J.Shaw, S 31 D.Smith, HB 33 R.Burkhead, CB 37 C.Lewis-Harris, S 42 C.Fejedelem, LS 46 C.Harris, LB 52 T.Roach, LB 53 M.Flowers, LB 59 N.Vigil, C 60 T.Johnson, OT 73 E.Winston, OT 74 J.Fisher, WR 83 T.Boyd, TE 87 C.Uzomah, DT 92 P.Sims, DE 93 W.Clarke, DE 99 M.Hunt. **DID NOT PLAY:** QB 5 A.McCarron. **INACTIVE:** QB 6 J.Driskel, WR 16 C.Core, CB 20 K.Russell, CB 23 C.Brown, G 63 C.Westerman, DT 69 D.Williams, TE 85 T.Eifert.

		1	2	3	4	OT	TOTAL	FIELD GOALS (made () & missed)	
VISITOR	Denver Broncos	3	13	0	13	—	29	B. McManus	(20)
HOME	Cincinnati Bengals	7	7	0	3	—	17	M. Nugent	(34)

Team	Qtr	Clock Time	PLAY DESCRIPTION (Extra Point) (Drive Info)	SCORE Visitor	Home
BENGALS	1	11:07	J. Hill 3 yd. run (M. Nugent kick) (5-74, 2:50)	0	7
BRONCOS	1	4:05	B. McManus 20 yd. Field Goal (14-73, 7:02)	3	7
BRONCOS	2	13:57	E. Sanders 41 yd. pass from T. Siemian (B. McManus kick) (3-46, 1:03)	10	7
BENGALS	2	4:57	J. Hill 4 yd. run (M. Nugent kick) (8-62, 3:36)	10	14
BRONCOS	2	0:28	E. Sanders 7 yd. pass from T. Siemian (kick blocked) (10-55, 4:29)	16	14
BENGALS	4	14:52	M. Nugent 34 yd. Field Goal (15-60, 8:18)	16	17
BRONCOS	4	6:56	J. Phillips 1 yd. pass from T. Siemian (run failed) (13-82, 7:56)	22	17
BRONCOS	4	4:23	D. Thomas 55 yd. pass from T. Siemian (B. McManus kick) (4-83, 1:39)	29	17

FINAL INDIVIDUAL STATISTICS

Denver Broncos										Cincinnati Bengals													
RUSHING	ATT	YDS	AVG	LG	TD					RUSHING	ATT	YDS	AVG	LG	TD								
C. Anderson	14	37	2.6	13	0					J. Hill	17	97	5.7	50	2								
D. Booker	4	8	2.0	3	0					A. Dalton	6	40	6.7	15	0								
T. Siemian	3	5	1.7	5	0					G. Bernard	5	8	1.6	4	0								
A. Janovich	1	2	2.0	2	0					B. LaFell	1	-2	-2.0	-2	0								
J. Norwood	1	0	0.0	0	0																		
TOTAL	23	52	2.3	13	0					TOTAL	29	143	4.9	50	2								
PASSING	ATT	CMP	YDS	TKD/ YD	TD	LG	IN	Rtg.		PASSING	ATT	CMP	YDS	TKD/ YD	TD	LG	IN	Rtg.					
T. Siemian	35	23	312	2/9	4	55	0	132.1		A. Dalton	31	21	206	4/17	0	27	1	72.8					
TOTAL	35	23	312	2/9	4	55	0	132.1		TOTAL	31	21	206	4/17	0	27	1	72.8					
PASS RECEIVING					NO	YDS	AVG	LG	TD	PASS RECEIVING					NO	YDS	AVG	LG	TD				
E. Sanders					9	117	13.0	41	2	A. Green					8	77	9.6	20	0				
D. Thomas					6	100	16.7	55	1	G. Bernard					5	36	7.2	10	0				
J. Phillips					2	9	4.5	8	1	T. Boyd					3	18	6.0	9	0				
J. Heuerman					1	29	29.0	29	0	B. LaFell					2	34	17.0	27	0				
D. Booker					1	17	17.0	17	0	C. Uzomah					2	31	15.5	22	0				
A. Janovich					1	13	13.0	13	0	J. Wright					1	10	10.0	10	0				
B. Fowler					1	13	13.0	13	0														
C. Latimer					1	10	10.0	10	0														
C. Anderson					1	4	4.0	4	0														
TOTAL					23	312	13.6	55	4	TOTAL					21	206	9.8	27	0				
INTERCEPTIONS					NO	YDS	AVG	LG	TD	INTERCEPTIONS					NO	YDS	AVG	LG	TD				
W. Parks					1	1	1.0	1	0														
TOTAL					1	1	1.0	1	0	TOTAL					0	0	0.0	—	0				
PUNTING	NO	YDS	AVG	NET	TB	IN20	LG			PUNTING	NO	YDS	AVG	NET	TB	IN20	LG						
R. Dixon	5	231	46.2	41.4	1	0	53			K. Huber	5	231	46.2	40.0	1	3	53						
TOTAL	5	231	46.2	41.4	1	0	53			TOTAL	5	231	46.2	40.0	1	3	53						
PUNT RETURNS					NO	YDS	AVG	FC	LG	TD	PUNT RETURNS					NO	YDS	AVG	FC	LG	TD		
J. Norwood					1	11	11.0	1	11	0	A. Erickson					1	4	4.0	0	4	0		
S. Keo					0	0	0.0	1	—	0	A. Jones					1	0	0.0	0	0	0		
[DOWNED]					1	0	0.0	0	—	0	[DOWNED]					1	0	0.0	0	—	0		
[TOUCHBACK]					1	0	0.0	0	—	0	[OUT OF BOUNDS]					1	0	0.0	0	—	0		
											[TOUCHBACK]					1	0	0.0	0	—	0		
RETURNS					1	11	11.0	2	11	0	TOTAL					2	4	2.0	0	4	0		
KICKOFF RETURNS					NO	YDS	AVG	FC	LG	TD	KICKOFF RETURNS					NO	YDS	AVG	FC	LG	TD		
C. Latimer					3	83	27.7	0	46	0	R. Burhead					2	40	20.0	0	21	0		
[TOUCHBACK]					1	0	0.0	0	—	0	[TOUCHBACK]					4	0	0.0	0	—	0		
RETURNS					3	83	27.7	0	46	0	RETURNS					2	40	20.0	0	21	0		
Denver Broncos			Own			Opp.			Out	Cincinnati Bengals													
FUMBLES	Fum	Lost	Rec.	Yds	TD	FF	Rec.	Yds	TD	Bnds	FUMBLES	Fum	Lost	Own	Rec.	Yds	TD	FF	Opp.	Rec.	Yds	TD	Bnds
D. Thomas	1	1	0	0	0	0	0	0	0	0	A. Jones	1	1	0	0	0	0	1	0	0	0	0	0
Z. Anderson	0	0	0	0	0	1	0	0	0	0	K. Dansby	0	0	0	0	0	0	1	0	0	0	0	
S. Keo	0	0	0	0	0	0	1	0	0	0													
TOTAL	1	1	0	0	0	1	1	0	0	0	TOTAL	1	1	0	0	0	1	1	0	0	0	0	

FINAL TEAM STATISTICS

	BRONCOS	BENGALS		BRONCOS	BENGALS
TOTAL FIRST DOWNS	21	20	FGs - PATs Had Blocked	0-1	0-0
By Rushing	3	7	Net Punting Average	41.4	40.0
By Passing	18	12	TOTAL RETURN YARDAGE (Not Including Kickoffs)	412	424
By Penalty	5	1	No. and Yards Punt Returns	1-11	2-4
THIRD DOWN EFFICIENCY	6-12-50%	5-12-42%	No. and Yards Kickoff Returns	3-83	2-40
FOURTH DOWN EFFICIENCY	0-0-0%	0-1-0%	No. and Yards Interception Returns	1-1	0-0
TOTAL NET YARDS	355	332	PENALTIES Number and Yards	5-41	9-69
Total Offensive Plays (inc. times thrown passing)	60	64	FUMBLES Number and Lost	1-1	1-1
Average gain per offensive play	5.9	5.2	TOUCHDOWNS	4	2
NET YARDS RUSHING	52	143	Rushing	0	0
Total Rushing Plays	23	29	Passing	4	4
Average gain per rushing play	2.3	4.9	EXTRA POINTS Made-Attempts	2-4	2-2
Tackles for a loss-number and yards	2-2	2-5	Kicking Made-Attempts	2-3	2-2
NET YARDS PASSING	303	189	Rushing Made-Attempts	0-1	0-0
Times thrown - yards lost attempting to pass	2-9	4-17	FIELD GOALS Made-Attempts	1-1	1-1
Gross yards passing	312	206	RED ZONE EFFICIENCY	2-3-67%	2-4-50%
PASS ATTEMPTS-COMPLETIONS-HAD INTERCEPTED	35-23-0	31-21-1	GOAL TO GO EFFICIENCY	2-3-67%	2-2-100%
Avg gain per pass play (inc. had intercepted)	8.2	5.4	SAVES	0	17
KICKOFFS Number-In End Zone-Touchbacks	6-4-4	4-4-1	FINAL SCORE	29	17
PUNTS Number and Average	5-46-2	5-46-2	TIME OF POSSESSION	27:54	32:06
Had Blocked	0	0			

BRONCOS DEFENSIVE STATISTICS

(Press Box Totals)

PLAYER	UT	A	TT	S-YDS	I-YDS	PD	FF	FR	PLAYER	UT	A	TT	S-YDS	I-YDS	PD	FF	FR
B. Marshall	4	5	9	0-0	0-0	0	0	0	V. Miller	1	1	2	1-5	0-0	0	0	0
D. Stewart	4	2	6	0-0	0-0	0	0	0	J. Crick	1	1	2	0-0	0-0	0	0	0
S. Ray	3	3	6	3-12	0-0	0	0	0	A. Gotsis	0	2	2	0-0	0-0	0	0	0
A. Talib	5	0	5	0-0	0-0	1	0	0	S. Barrett	1	0	1	0-0	0-0	0	0	0
T. Davis	5	0	5	0-0	0-0	0	0	0	D. Watson	1	0	1	0-0	0-0	0	0	0
C. Harris Jr.	4	1	5	0-0	0-0	1	0	0	S. Koo	0	0	1	0-0	0-0	0	0	0
D. Wolfe	4	0	4	0-0	0-0	0	0	0	B. Winn	1	0	1	0-0	0-0	0	0	0
T. Ward	2	0	2	0-0	0-0	0	0	0	C. Nelson	1	0	1	0-0	0-0	0	0	0
W. Parks	2	0	2	0-0	1-1	1	0	0	D. Kilgo	1	0	1	0-0	0-0	0	0	0
B. Roby	2	0	2	0-0	0-0	0	0	0	TEAM TOTALS	43	15	58	4-17	1-1	4	0	0



Denver 27, Tampa Bay 7

Sunday, Oct. 2, 2016 • 4:05 p.m. EDT • Raymond James Stadium • Tampa, Fla.

WEATHER: Cloudy, 88°, Wind W 7 mph • TIME: 4:32 • ATTENDANCE: 60,375

The Broncos moved to 4-0 for the ninth time in team history and third time in four seasons, following a 27-7 victory on the road in Raymond James Stadium against the Tampa Bay Buccaneers.

Denver survived a lengthy weather delay late in the fourth quarter to seal the win, its first in Tampa since 2004.

Former Buc Aqib Talib and the Broncos' defense set the tone on the first drive of the game, as Talib intercepted a Jameis Winston pass and returned it 25 yards to the Buccaneers' 11-yard line.

Denver quarterback Trevor Siemian quickly converted the turnover into seven points, connecting with wide receiver Demaryius Thomas for an 11-yard strike and an early 7-0 lead.

On the Bucs' ensuing offensive possession Winston led Tampa Bay down the field on a 13-play, 75-yard drive. Winston capped the drive with a 7-yard scramble up the middle to knot the game at 7-7.

Early in the second quarter, Talib picked up his second interception of the game, this time on a short pass intended for Mike Evans. It marked the fourth multi-interception game of Talib's career and his first since 2013.

Highlighted by a 17-yard connection from Siemian to Thomas, Denver capitalized on the turnover for a touchdown on the ensuing drive. Running back C.J. Anderson found the end zone from one yard out, pushing the Broncos ahead 14-7.

Siemian left the game with a shoulder injury late in the second quarter and rookie quarterback Paxton Lynch came in to lead Denver's two-minute drill that resulted in kicker Brandon McManus' 38-yard field goal just before the half.

With a 17-7 lead entering the third quarter, Lynch manufactured a 16-play, 69-yard drive that resulted in a 24-yard field goal from McManus to put Denver up 20-7.

The Broncos' defense stifled the Bucs in the third quarter, holding the home team to -4 yards of offense to thwart any attempt at a comeback.

In the final quarter of the game, Denver tacked on another touchdown to extend its lead to 27-7. Following a 9-play 80-yard drive, Lynch hit wide receiver Emmanuel Sanders for a 5-yard score and his first-ever touchdown pass in the NFL.

Inclement weather delayed the conclusion of the game more than an hour, and upon resuming play, the two teams held each other scoreless until the final whistle blew.

Lynch finished his NFL debut completing 14-of-24 passes (58.3%) for 170 yards with one touchdown (94.1 rtg.), while Siemian connected on 5-of-7 passes (71.4%) for 68 yards and one touchdown (141.7 rtg.) before leaving the game.

Defensive end Derek Wolfe recorded a career-high 2.5 sacks while leading Denver's defense that accounted for five quarterback takedowns on the day.

OFFICIALS:

Referee — Jerome Boger (23); **Umpire** — Richard Hall (49); **Head Linesman** — Ed Camp (34); **Line Judge** — Dana McKenzie (8); **Side Judge** — Walt Coleman IV (87); **Field Judge** — Eugene Hall (103); **Back Judge** — Tony Steratore (112); **Replay** — Carl Madsen

DENVER BRONCOS

OFFENSE

WR 88 D. Thomas
LT 73 R. Okung
G 76 M. Garcia
C 61 M. Paradis
RG 79 M. Schofield
RT 74 T. Sambrailo
TE 86 J. Phillips
WR 10 E. Sanders
RB 22 C. Anderson
QB 13 T. Siemian
WR 11 J. Norwood

DEFENSE

DE 95 D. Wolfe
NT 92 S. Williams
DE 93 J. Crick
SLB 58 V. Miller
WLB 56 S. Ray
ILB 54 B. Marshall
ILB 51 T. Davis
LCB 21 A. Talib
RCB 25 C. Harris Jr.
SS 43 T. Ward
FS 26 D. Stewart

BRONCOS SUBSTITUTIONS: K 8 B.McManus, P 9 R.Dixon, QB 12 P.Lynch, WR 14 C.Latimer, WR 16 B.Fowler, RB 23 D.Booker, CB 29 B.Roby, S 31 J.Simmons, FB 32 A.Janovich, S 34 W.Parks, RB 35 K.Bibbs, CB 36 K.Webster, LS 42 C.Kreiter, OLB 48 S.Barrett, ILB 50 Z.Anderson, ILB 52 C.Nelson, OLB 57 D.Watson, OL 77 D.Weems, TE 82 J.Heuerman, WR 87 J.Taylor, DE 97 B.Winn, NT 98 D.Kilgo, DE 99 A.Gotsis. **DID NOT PLAY:** CB 37 L.Doss, C 53 J.Ferentz. **INACTIVE:** QB 4 A.Davis, S 33 S.Kee, G 60 C.McGovern, T 71 D.Stephenson, TE 85 V.Green, OLB 94 D.Ware.

TAMPA BAY BUCCANEERS

OFFENSE

WR 83 V. Jackson
TE 82 B. Myers
LT 76 D. Smith
LG 64 K. Pamphile
C 68 J. Hawley
RG 74 A. Marpet
RT 69 D. Dotson
WR 13 M. Evans
TE 84 C. Brate
QB 3 J. Winston
RB 34 C. Sims

DEFENSE

DE 57 N. Spence
DT 93 G. McCoy
DT 98 C. McDonald
DE 92 W. Gholston
MLB 58 K. Alexander
WLB 54 L. David
SLB 38 J. Adjei-Barimah
CB 28 V. Hargreaves
CB 24 B. Grimes
S 23 C. Conte
S 30 B. McDougald

BUCCANEERS SUBSTITUTIONS: P 9 B.Anger, WR 11 A.Humphries, WR 16 F.Martino, K 19 R.Aguayo, CB 21 A.Verner, CB 26 J.Robinson, CB 27 J.Banks, DB 29 R.Smith, RB 32 J.Rodgers, DB 37 K.Tandy, RB 43 P.Barber, TE 45 A.Cross, LS 48 A.DePaola, LB 50 J.Keyes, LB 51 Da.Smith, LB 53 A.Glantton, OL 62 E.Smith, DE 71 C.Ward, DT 75 D.Lambert, T 78 G.Cheluri, WR 89 R.Shepard, DE 95 H.Jones, DT 97 A.Spence. **DID NOT PLAY:** QB 8 M. Glennon. **INACTIVE:** QB 4 R.Griffin, WR 10 M.Shortts, RB 22 D.Martin, T 66 L.Wester, OL 77 C.Benenoch, TE 88 L.Stocker, DE 91 R.Maryns.

		1	2	3	4	OT	TOTAL	FIELD GOALS (made () & missed)
VISITOR	Denver Broncos	7	10	3	7	—	27	B. McManus (38) (24)
HOME	Tampa Bay Buccaneers	7	0	0	0	—	7	

Team	Qtr	Clock Time	PLAY DESCRIPTION (Extra Point) (Drive Info)	SCORE Visitor Home
BRONCOS	1	13:26	D. Thomas 11 yd. pass from T. Siemian (B. McManus kick) (1-11, 0:05)	7 0
BUCCANEERS	1	6:40	J. Winston 7 yd. run (R. Aguayo kick) (13-75, 6:46)	7 7
BRONCOS	2	12:14	C. Anderson 1 yd. run (B. McManus kick) (2-27, 0:56)	14 7
BRONCOS	2	0:05	B. McManus 38 yd. Field Goal (9-47, 1:14)	17 7
BRONCOS	3	7:03	B. McManus 24 yd. Field Goal (16-69, 7:57)	20 7
BRONCOS	4	8:55	E. Sanders 5 yd. pass from P. Lynch (B. McManus kick) (9-80, 4:39)	27 7

FINAL INDIVIDUAL STATISTICS

Denver Broncos										Tampa Bay Buccaneers											
RUSHING	ATT	YDS	AVG	LG	TD					RUSHING	ATT	YDS	AVG	LG	TD						
C. Anderson	19	49	2.6	12	1					C. Sims	15	28	1.9	6	0						
D. Booker	7	30	4.3	11	0					J. Rodgers	6	25	4.2	12	0						
K. Bibbs	3	14	4.7	9	0					J. Winston	5	19	3.8	8	1						
P. Lynch	3	-4	-1.3	-1	0																
TOTAL	32	89	2.8	12	1					TOTAL	26	72	2.8	12	1						
TKD/										TKD/											
PASSING	ATT	CMP	YDS	YD	TD	LG	IN	Rtg.		PASSING	ATT	CMP	YDS	YD	TD	LG	IN	Rtg.			
P. Lynch	24	14	170	1/0	1	31	0	94.1		J. Winston	35	17	179	5/36	0	25	2	40.1			
T. Siemian	7	5	68	3/20	1	19	0	141.7													
TOTAL	31	19	238	4/20	2	31	0	106.7		TOTAL	35	17	179	5/36	0	25	2	40.1			
PASS RECEIVING			NO	YDS	AVG	LG	TD				PASS RECEIVING			NO	YDS	AVG	LG	TD			
E. Sanders			8	88	11.0	18	1				C. Brate			5	67	13.4	19	0			
D. Thomas			6	94	15.7	31	1				M. Evans			5	59	11.8	25	0			
J. Norwood			2	25	12.5	21	0				V. Jackson			3	38	12.7	18	0			
J. Heuerman			1	19	19.0	19	0				C. Sims			2	7	3.5	9	0			
J. Taylor			1	9	9.0	9	0				A. Humphries			1	4	4.0	4	0			
C. Anderson			1	3	3.0	3	0				J. Rodgers			1	4	4.0	4	0			
TOTAL			19	238	12.5	31	2				TOTAL			17	179	10.5	25	0			
INTERCEPTIONS			NO	YDS	AVG	LG	TD				INTERCEPTIONS			NO	YDS	AVG	LG	TD			
A. Talib			2	40	20.0	25	0														
TOTAL			2	40	20.0	25	0				TOTAL			0	0	0.0	—	0			
PUNTING	NO	YDS	AVG	NET	TB	IN20	LG				PUNTING	NO	YDS	AVG	NET	TB	IN20	LG			
R. Dixon	7	330	47.1	41.9	0	5	57				B. Anger	7	326	46.6	42.0	1	3	59			
TOTAL	5	330	47.1	41.9	0	5	57				TOTAL	7	326	46.6	42.0	1	3	59			
PUNT RETURNS	NO	YDS	AVG	FC	LG	TD				PUNT RETURNS	NO	YDS	AVG	FC	LG	TD					
J. Norwood	2	12	6.0	4	1	2				A. Humphries	3	37	12.3	2	15	0					
[TOUCHBACK]	1	0	0.0	0	—	0				[DOWNED]	2	0	0.0	0	—	0					
RETURNS	2	12	6.0	4	12	0				TOTAL	3	37	12.3	2	15	0					
KICKOFF RETURNS	NO	YDS	AVG	FC	LG	TD				KICKOFF RETURNS	NO	YDS	AVG	FC	LG	TD					
[TOUCHBACK]	2	0	0.0	0	—	0				R. Smith	2	27	13.5	0	16	0					
RETURNS	3	0	0.0	0	—	0				[TOUCHBACK]	4	0	0.0	0	—	0					
RETURNS	3	0	0.0	0	—	0				RETURNS	2	27	13.5	0	16	0					
Denver Broncos										Tampa Bay Buccaneers											
Own		Opp.		Out						Own		Opp.		Out							
Fumbles	Fum	Lost	Rec.	Yds	TD	FF	Rec.	Yds	TD	Bnds	Fumbles	Fum	Lost	Rec.	Yds	TD	FF	Rec.	Yds	TD	Bnds
T. Ward	0	0	0	0	0	1	0	0	0	0	J. Winston	1	0	1	-16	0	0	0	0	0	0
B. Winn	0	0	0	0	0	0	1	4	0	0	C. Sims	1	1	0	0	0	0	0	0	0	0
TOTAL	0	0	0	0	0	1	1	4	0	0	TOTAL	1	1	1	-16	0	0	0	0	0	0

FINAL TEAM STATISTICS

BRONCOS										BUCCANEERS									
TOTAL FIRST DOWNS										FGs - PATs Had Blocked									
By Rushing										Net Punting Average									
By Passing										TOTAL RETURN YARDAGE (Not Including Kickoffs)									
By Penalty										No. and Yards Punt Returns									
THIRD DOWN EFFICIENCY										No. and Yards Kickoff Returns									
FOURTH DOWN EFFICIENCY										No. and Yards Interception Returns									
TOTAL NET YARDS										PENALTIES Number and Yards									
Total Offensive Plays (inc. times thrown passing)										FUMBLES Number and Lost									
Average gain per offensive play										TOUCHDOWNS									
NET YARDS RUSHING										Rushing									
Total Rushing Plays										Passing									
Average gain per rushing play										EXTRA POINTS Made-Attempts									
Tackles for a loss-number and yards										Kicking Made-Attempts									
NET YARDS PASSING										FIELD GOALS Made-Attempts									
Times thrown - yards lost attempting to pass										RED ZONE EFFICIENCY									
Gross yards passing										GOAL TO GO EFFICIENCY									
PASS ATTEMPTS-COMPLETIONS-HAD INTERCEPTED										SAFETIES									
Avg gain per pass play (inc.# thrown passing)										FINAL SCORE									
KICKOFFS Number-In End Zone-Touchbacks										TIME OF POSSESSION									
PUNTS Number and Average																			
Had Blocked																			

BRONCOS DEFENSIVE STATISTICS

(Press Box Totals)																		
PLAYER	UT	A	TT	S-YDS	I-YDS	PD	FF	FR	PLAYER	UT	A	TT	S-YDS	I-YDS	PD	FF	FR	
D. Wolfe	5	1	6	2.5-16	0-0	0	0	0	S. Williams	2	0	2	1-7	0-0	0	0	0	
B. Marshall	5	1	6	0-0	0-0	0	0	0	J. Crick	2	0	2	0.5-4.5	0-0	0	0	0	
S. Barrett	4	2	6	0.5-4.5	0-0	1	0	0	S. Ray	2	0	2	0-0	0-0	0	0	0	
C. Harris Jr.	4	0	4	0-0	0-0	0	0	0	C. Nelson	2	0	2	0-0	0-0	0	0	0	
D. Stewart	4	0	4	0-0	0-0	0	0	0	B. Roby	2	0	2	0-0	0-0	0	0	0	
T. Ward	3	1	4	0-0	0-0	1	1	0	B. Winn	0	1	1	0-0	0-0	0	0	1	
A. Talib	3	0	3	0-0	2-40	2	0	0	D. Watson	0	1	1	0-0	0-0	0	0	0	
T. Davis	2	1	3	0-0	0-0	1	0	0	A. Gotsis	0	1	1	0-0	0-0	0	0	0	
V. Miller	1	2	3	0.5-4	0-0	0	0	0	TEAM TOTALS	41	11	52	5-36	2-40	5	1	1	



Atlanta 23, Denver 16

Sunday, Oct. 9, 2016 • 2:05 p.m. MDT • Sports Authority Field at Mile High • Denver

WEATHER: Mostly Cloudy, 72°. Wind SE 5 mph • TIME: 2:58 • ATTENDANCE: 76,802

The Denver Broncos were handed their first loss of the season after dropping a 23-16 decision to the Atlanta Falcons in front of 76,802 fans at Sports Authority Field at Mile High.

The Falcons controlled the tempo of the game the entire way through and didn't trail at any point during the day. Atlanta running backs Tevin Coleman (163) and Devonta Freeman (123 yds.) combined for 286 of the Falcons' 372 total yards to keep Denver's defense off balance.

Atlanta made life difficult for Broncos quarterback Paxton Lynch, sacking the rookie six times in his first NFL start. Lynch finished the game completing 23-of-35 passes (65.7%) for 223 yards with one touchdown and one interception (81.0 rtg.).

The Falcons jumped out to an early 7-0 lead after Freeman capped a 9-play, 75-yard drive with a 1-yard touchdown run.

The visitors would tack on an additional three points to take a 10-0 lead after kicker Matt Bryant hit a 46-yard field goal—his first of three on the game—on the Falcons' second offensive possession of the game.

Denver got on the board early in the second quarter with a 35-yard field goal from kicker Brandon McManus to cut Atlanta's lead to 10-3. Lynch moved the team downfield on the 10-play, 40-yard drive that was set up by a 17-yard punt return from wide receiver Jordan Norwood.

With less than two minutes remaining in the first half, the Falcons tacked on a 33-yard field goal after a 17-play, 77-yard drive to take a 13-3 lead into the locker room.

On the Broncos' second possession of the third quarter, Atlanta forced the first takeaway of the game. With Denver backed up against its own goal line, Atlanta safety Ricardo Allen tracked down a deep pass from Lynch and intercepted it at the Denver 42-yard line.

The Falcons capitalized off the takeaway, as quarterback Matt Ryan hit Coleman across the middle for a 31-yard touchdown pass, extending Atlanta's lead 20-3.

Safety T.J. Ward sparked Denver on the final play of the third quarter forcing and recovering a fumble at midfield. The Broncos turned the takeaway into a 46-yard field goal from McManus.

The Falcons responded with a 25-yard field goal to put them up by three scores, 23-6.

Lynch and the Broncos rallied late, finding the end zone for the first time with wide receiver Demaryius Thomas' 3-yard touchdown catch with 2:38 remaining.

After a fourth-down stop, the Broncos pulled within 23-16 off a 45-yard field goal.

A failed outside kick attempt with 13 seconds remaining gave Atlanta possession and ended Denver's win streak.

OFFICIALS:

Referee — Terry McAlulay (77); **Umpire** — Undrey Wash (96); **Head Linesman** — Jerry Bergman (91); **Line Judge** — Tom Stephan (68); **Side Judge** — Jonah Monroe (120); **Field Judge** — James Coleman (95); **Back Judge** — Rich Martinez (39); **Replay** — Earnie Frantz

DENVER BRONCOS

OFFENSE

WR 88 D. Thomas
LT 73 R. Okung
G 76 M. Garcia
C 61 M. Paradis
RG 79 M. Schofield
RT 74 T. Sambrailo
TE 86 J. Phillips
WR 10 E. Sanders
RB 22 C. Anderson
QB 12 P. Lynch
FB 32 A. Janovich

DEFENSE

DE 95 D. Wolfe
NT 92 S. Williams
DE 93 J. Crick
SLB 58 V. Miller
ILB 56 S. Ray
ILB 54 B. Marshall
ILB 51 T. Davis
LCB 21 A. Talib
RCB 25 C. Harris Jr.
SS 43 T. Ward
FS 26 D. Stewart

BRONCOS SUBSTITUTIONS: K 8 B. McManus, P 9 R. Dixon, WR 11 J. Norwood, WR 14 C. Latimer, WR 16 B. Fowler, RB 23 D. Booker, CB 29 B. Roby, S 33 S. Keo, S 34 W. Parks, RB 35 K. Bibbs, CB 37 L. Doss, LS 42 C. Kreiter, OLB 48 S. Barrett, ILB 50 Z. Anderson, ILB 52 C. Nelson, OLB 57 D. Watson, OL 77 D. Weems, TE 82 J. Heuerman, WR 87 J. Taylor, DE 97 B. Winn, NT 98 D. Kilgo, DE 99 A. Gotsis. **DID NOT PLAY:** QB 4 A. Davis, C 53 J. Ferentz. **INACTIVE:** QB 13 T. Siemian, S 31 J. Simmons, CB 36 K. Webster, G 60 C. McGovern, T 71 D. Stephenson, TE 85 V. Green, OLB 94 D. Ware.

ATLANTA FALCONS

OFFENSE

WR 11 J. Jones
LT 70 J. Matthews
LG 67 A. Levitre
C 51 A. Mack
RG 65 C. Chester
RT 73 R. Schraeder
TE 83 J. Tamme
WR 12 M. Sanu
QB 2 M. Ryan
RB 24 D. Freeman
FB 42 P. DiMarco

DEFENSE

DE 50 B. Reed
DT 77 R. Hageman
DT 97 G. Garrett
DE 94 T. Jackson
LB 44 V. Beasley
LB 53 L. Reynolds
LB 36 K. Ishmael
CB 23 R. Alford
CB 21 D. Trufant
S 37 R. Allen
S 22 K. Neal

FALCONS SUBSTITUTIONS: K 3 M. Bryant, P 5 M. Boshier, WR 14 E. Weems, WR 16 J. Hardy, WR 18 T. Gabriel, WR 19 A. Robinson, RB 26 T. Coleman, S 27 R. Theriault, CB 29 C. Goodwin, CB 34 B. Poole, S 38 D. Goldson, LB 41 P. Wheeler, LS 47 J. Harris, LB 54 A. Hawk, G/DT 63 B. Garland, T 76 T. Compton, TE 80 L. Tullio, TE 81 A. Hooper, DE 90 D. Shelby, DT 91 C. Upshaw, DE 93 D. Freney, DT 95 J. Babineaux, DE 99 A. Clayborn. **DID NOT PLAY:** QB 8 M. Schaub. **INACTIVE:** DB 32 J. Collins, LB 45 D. Jones, LB 55 P. Worrior, LB 59 D. Campbell, G 68 M. Person, G 71 W. Schweitzer, TE 82 J. Perkins.

		1	2	3	4	OT	TOTAL	FIELD GOALS (made () & missed)
VISITOR	Atlanta Falcons	10	3	7	3	—	23	M. Bryant (46) (33) (25)
HOME	Denver Broncos	0	3	0	13	—	16	B. McManus (35) (46) (45)
Team	Qtr	Clock Time	PLAY DESCRIPTION (Extra Point) (Drive Info)				SCORE	
							Visitor	Home
FALCONS	1	11:18	D. Freeman 1 yd. run (M. Bryant kick) (9-75, 3:42)				7	0
FALCONS	1	4:23	M. Bryant 46 yd. Field Goal (8-44, 4:23)				10	0
BRONCOS	2	11:39	B. McManus 35 yd. Field Goal (10-40, 3:54)				10	3
FALCONS	2	1:48	M. Bryant 33 yd. Field Goal (17-77, 7:00)				13	3
FALCONS	3	7:53	T. Coleman 31 yd. pass from M. Ryan (M. Bryant kick) (3-42, 2:01)				20	3
BRONCOS	4	11:01	B. McManus 46 yd. Field Goal (8-22, 3:59)				20	6
FALCONS	4	8:20	M. Bryant 25 yd. Field Goal (6-68, 2:41)				23	6
BRONCOS	4	2:38	D. Thomas 3 yd. pass from P. Lynch (B. McManus kick) (16-78, 5:42)				23	13
BRONCOS	4	0:14	B. McManus 45 yd. Field Goal (7-44, 1:42)				23	16

FINAL INDIVIDUAL STATISTICS

Atlanta Falcons										Denver Broncos											
RUSHING	ATT	YDS	AVG	LG	TD					RUSHING	ATT	YDS	AVG	LG	TD						
D. Freeman	23	88	3.8	15	1					C. Anderson	11	41	3.7	10	0						
T. Coleman	6	31	5.2	16	0					D. Booker	6	23	3.8	8	0						
M. Ryan	3	3	1.0	2	0					P. Lynch	6	18	3.0	6	0						
										A. Janovich	1	2	2.0	2	0						
TOTAL	32	122	3.8	16	1					TOTAL	24	84	3.5	10	0						
TKD/										TKD/											
PASSING	ATT	CMP	YDS	YD	TD	LG	IN	Rtg.		PASSING	ATT	CMP	YDS	YD	TD	LG	IN	Rtg.			
M. Ryan	28	15	267	2/17	1	49	0	98.4		P. Lynch	35	23	223	6/40	1	26	1	81.0			
TOTAL	28	15	267	2/17	1	49	0	98.4		TOTAL	35	23	223	6/40	1	26	1	81.0			
PASS RECEIVING										PASS RECEIVING											
	NO	YDS	AVG	LG	TD						NO	YDS	AVG	LG	TD						
T. Coleman	4	132	33.0	49	1					E. Sanders	7	80	11.4	26	0						
M. Sanu	3	43	14.3	22	0					D. Thomas	5	49	9.8	14	1						
D. Freeman	3	35	11.7	14	0					D. Booker	4	36	9.0	11	0						
J. Jones	2	29	14.5	20	0					C. Anderson	3	21	7.0	9	0						
A. Hooper	1	14	14.0	14	0					J. Norwood	2	24	12.0	17	0						
P. DiMarco	1	13	13.0	13	0					B. Fowler	2	13	6.5	7	0						
J. Tamme	1	1	1.0	1	0																
TOTAL	15	267	17.8	49	1					TOTAL	23	223	9.7	26	1						
INTERCEPTIONS										INTERCEPTIONS											
	NO	YDS	AVG	LG	TD						NO	YDS	AVG	LG	TD						
R. Allen	1	0	0.0	0	0																
TOTAL	1	0	0.0	0	0					TOTAL	0	0	0.0	—	0						
PUNTING										PUNTING											
	NO	YDS	AVG	NET	TB	IN20	LG				NO	YDS	AVG	NET	TB	IN20	LG				
M. Boshier	3	185	61.7	56.0	0	1	68			R. Dixon	6	290	48.3	43.8	1	2	62				
TOTAL	3	185	61.7	56.0	0	1	68			TOTAL	6	290	48.3	43.8	1	2	62				
PUNT RETURNS										PUNT RETURNS											
	NO	YDS	AVG	FC	LG	TD					NO	YDS	AVG	FC	LG	TD					
E. Weems	1	7	7.0	3	7	0				J. Norwood	1	17	17.0	1	17	0					
[DOWNED]	1	0	0.0	0	—	0				[DOWNED]	1	0	0.0	0	—	0					
[TOUCHBACK]	1	0	0.0	0	—	0															
RETURNS	1	7	7.0	3	7	0				TOTAL	1	17	17.0	1	17	0					
KICKOFF RETURNS										KICKOFF RETURNS											
	NO	YDS	AVG	FC	LG	TD					NO	YDS	AVG	FC	LG	TD					
E. Weems	1	17	17.0	0	17	0				C. Latimer	3	65	21.7	0	23	0					
[TOUCHBACK]	2	0	0.0	0	—	0				[TOUCHBACK]	3	0	0.0	0	—	0					
RETURNS	1	17	17.0	0	17	0				RETURNS	3	65	21.7	0	23	0					
Atlanta Falcons										Denver Broncos											
FUMBLES	Fum	Lost	Rec.	Yds	TD	FF	Rec.	Yds	TD	Bnds	FUMBLES	Fum	Lost	Rec.	Yds	TD	FF	Rec.	Yds	TD	Bnds
M. Sanu	1	1	0	0	0	0	0	0	0	0	P. Lynch	2	0	1	0	0	0	0	0	0	0
V. Beasley	0	0	0	0	0	2	0	0	0	0	E. Sanders	1	0	1	0	0	0	0	0	0	0
K. Neal	0	0	0	0	0	1	0	0	0	0	D. Booker	0	0	1	0	0	0	0	0	0	0
											T. Ward	0	0	0	0	0	1	1	0	0	0
TOTAL	1	1	0	0	0	3	0	0	0	0	TOTAL	3	0	3	0	0	1	1	0	0	0

FINAL TEAM STATISTICS

	FALCONS			BRONCOS				FALCONS			BRONCOS		
TOTAL FIRST DOWNS	19			18			FGs - PATs Had Blocked	0-0			0-0		
By Rushing	8			5			Net Punting Average	56.0			43.8		
By Passing	10			10			TOTAL RETURN YARDAGE (Not Including Kickoffs)	7			17		
By Penalty	1			3			No. and Yards Punt Returns	1-7			1-17		
THIRD DOWN EFFICIENCY	2-12-17%			4-16-25%			No. and Yards Kickoff Returns	1-17			3-65		
FOURTH DOWN EFFICIENCY	2-3-67%			4-4-100%			No. and Yards Interception Returns	1-0			0-0		
TOTAL NET YARDS	372			267			PENALTIES Number and Yards	7-78			8-57		
Total Offensive Plays (inc. times thrown passing)	62			65			FUMBLES Number and Lost	1-1			3-0		
Average gain per offensive play	6.0			4.1			TOUCHDOWNS	2			1		
NET YARDS RUSHING	122			84			Rushing	1			0		
Total Rushing Plays	32			24			Passing	1			1		
Average gain per rushing play	3.8			3.5			EXTRA POINTS Made-Attempts	2-2			1-1		
Tackles for a loss-number and yards	2-5			0-0			Kicking Made-Attempts	2-2			1-1		
NET YARDS PASSING	250			183			FIELD GOALS Made-Attempts	3-3			3-3		
Times thrown - yards lost attempting to pass	2-17			6-40			RED ZONE EFFICIENCY	1-3-33%			1-2-50%		
Gross yards passing	267			223			GOAL TO GO EFFICIENCY	1-1-100%			1-1-100%		
PASS ATTEMPTS-COMPLETIONS-HAD INTERCEPTED	28-15-0			35-23-1			SAFETIES	0			0		
Avg gain per pass play (inc.# thrown passing)	8.3			4.5			FINAL SCORE	23			16		
KICKOFFS Number-In End Zone-Touchbacks	6-6-3			5-2-2			TIME OF POSSESSION	28:52			31:08		
PUNTS Number and Average	3-61.7			6-48.3									
Had Blocked	0			0									



San Diego 21, Denver 13

Thursday, Oct. 13, 2016 • 5:25 p.m. PDT • Qualcomm Stadium • San Diego

WEATHER: Fair, 70°, Wind WNW 9 mph • **TIME:** 3:18 • **ATTENDANCE:** 58,904

For the second consecutive week, the Denver Broncos found themselves in the loss column following a 21-13 defeat at the hands of the San Diego Chargers. The loss, in front of 58,904 at Qualcomm Stadium, snapped Denver's 15-game divisional road win streak which dated back to 2011.

Despite a second-half comeback, the Broncos could not overcome their slow start that saw them accrue 60 yards of offense in the first half compared to the Chargers' 173 yards of total offense.

San Diego took the opening drive 75 yards for a touchdown for the lone score of the first quarter. Quarterback Philip Rivers connected with tight end Hunter Henry for a 5-yard touchdown pass, as the 12-play, seven-minute drive was highlighted by four plays of more than 10 yards.

On the first drive of the second quarter, the Chargers jumped out to a 10-0 lead following a 37-yard field goal by kicker Josh Lambo—his first of four on the contest.

Denver tallied the first takeaway of the game after San Diego's Travis Benjamin muffed a punt at his own 11-yard line. Broncos safety Will Parks recovered the fumble to set Denver up in scoring position.

The Broncos capitalized on the fumble, cutting the Chargers' lead to 10-3 after kicker Brandon McManus hit a 29-yard field goal.

In the third quarter, San Diego added nine points to extend its lead to 19-3. Lambo split the uprights three times for field goals of 21, 31 and 32 yards, respectively.

As the quarter came to a close, Denver lined up for a 56-yard field goal, but McManus pushed the kick wide right to give the Chargers possession near midfield to open the final quarter.

The Broncos regained possession at their own 3-yard line, but on the ensuing play, Broncos tackle Russell Okung was called for offensive holding in the end zone resulting in a safety.

Following the safety, the Chargers were poised to regain possession with a 21-3 lead. On the free kick, Kenny Wiggins fumbled at midfield and the ball was recovered by Denver safety Shiloh Keo.

Broncos quarterback Trevor Siemian engineered an 11-play, 51-yard drive resulting in a 5-yard touchdown pass to wide receiver Bennie Fowler to pull within two scores, 21-10.

A holding call wiped a Denver touchdown off the board on the Broncos' next offensive possession and two plays later, wide receiver Demariyus Thomas lost a fumble in Chargers territory.

With less than two minutes remaining in the game, the Broncos added a 46-yard field goal from McManus making it 21-13. The visitors successfully executed an onside kick, but could not capitalize.

Despite the loss, outside linebacker Von Miller recorded a sack in the second quarter extending his sack streak to a career-high seven games.

OFFICIALS:

Referee — Craig Wrostad (4); **Umpire** — Barry Anderson (31); **Head Linesman** — Mark Hittner (28); **Line Judge** — Julian Mapp (10); **Side Judge** — Jeff Lamberth (21); **Field Judge** — Steve Zimmer (33); **Back Judge** — Lee Dyer (27); **Replay** — Larry Nemmers

DENVER BRONCOS

OFFENSE

WR 88 D. Thomas
LT 73 R. Okung
G 76 M. Garcia
C 61 M. Paradis
RG 79 M. Schofield
RT 71 D. Stephenson
TE 85 V. Green
WR 10 E. Sanders
WR 11 J. Norwood
RB 22 C. Anderson
QB 13 T. Siemian

DEFENSE

DE 95 D. Wolfe
NT 92 S. Williams
DE 93 J. Crick
SLB 58 V. Miller
ILB 56 S. Ray
ILB 54 B. Marshall
ILB 51 T. Davis
LCB 21 A. Talib
RCB 25 C. Harris Jr.
SS 43 T. Ward
FS 26 D. Stewart

BRONCOS SUBSTITUTIONS: K 8 B.McManus, P 9 R.Dixon, WR 14 C.Latimer, WR 16 B.Fowler, RB 23 D.Booker, CB 29 B.Roby, FB 32 A.Janovich, S 33 S.Keo, S 34 W.Parks, RB 35 K.Bibbs, CB 36 K.Webster, LS 42 C.Kreiter, OLB 48 S.Barrett, ILB 50 Z.Anderson, ILB 52 C.Nelson, OLB 57 D.Watson, OL 77 D.Weems, TE 86 J.Phillips, WR 87 J.Taylor, DE 97 B.Winn, NT 98 D.Kilgo, DE 99 A.Gotsis. **DID NOT PLAY:** QB 12 P.Lynch, C 53 J.Ferentz. **INACTIVE:** QB 4 A.Davis, S 31 J.Simmons, CB 37 L.Doss, G 60 C.McGovern, OL 74 T.Sambrallo, TE 82 J.Heuerman, OLB 94 D.Ware.

SAN DIEGO CHARGERS

OFFENSE

WR 15 D. Inman
TE 86 H. Henry
LT 77 K. Dunlap
LG 74 O. Franklin
C 68 M. Slauson
RG 76 D. Fluker
RT 72 J. Barksdale
TE 85 A. Gates
WR 12 T. Benjamin
WR 16 Ty. Williams
QB 17 P. Rivers

DEFENSE

DE 99 J. Bosa
NT 92 B. Mebane
DT 94 C. Liuget
OLB 54 M. Ingram
ILB 57 J. Brown
ILB 56 K. Toomer
OLB 51 K. Emanuel
LCB 29 C. Mager
RCB 26 C. Hayward
CB 41 S. Williams
FS 20 D. Lowery

CHARGERS SUBSTITUTIONS: K 2 J.Lambo, P 8 D.Kaser, QB 10 K.Clemens, S 23 D.McColl, S 25 D.Stuckey, RB 27 K.Farrow, RB 28 M.Gordon, S 31 A.Phillips, RB-KR 33 D.McCluster, FB 34 D.Watt, CB 42 T.Williams, LS 47 M.Windt, ILB 52 D.Perryman, ILB 53 J.Perry, OLB 58 To.Williams, DT 71 D.Square, C-G 73 S.Pulley, G-T 75 C.Hairston, G-T 79 K.Wiggins, WR 83 G.Whalen, TE 84 S.McGrath, T 91 C.Reid, DT 97 T.Palepoi, OLB 97 J.Attachou. **INACTIVE:** CB 24 B.Flowers, S 37 J.Addae, CB 40 P.Desir, TE 45 A.Cleveland, G 62 M.Tuerk, T 78 T.Burwell, DE 93 D.Philon.

		1	2	3	4	OT	TOTAL	FIELD GOALS (made () & missed)
VISITOR	Denver Broncos	0	3	0	10	—	13	B. McManus (29) 56WR (46)
HOME	San Diego Chargers	7	3	9	2	—	21	J. Lambo (37) (21) (31) (32)
Team	Qtr	Clock Time	PLAY DESCRIPTION (Extra Point) (Drive Info)				SCORE	
							Visitor	Home
CHARGERS	1	8:00	H. Henry 5 yd. pass from P. Rivers (J. Lambo kick) (12-75, 7:00)				0	7
CHARGERS	2	10:35	J. Lambo 37 yd. Field Goal (18-75, 10:03)				0	10
BRONCOS	2	5:40	B. McManus 29 yd. Field Goal (4-0, 2:08)				3	10
CHARGERS	3	10:41	J. Lambo 21 yd. Field Goal (5-51, 2:10)				3	13
CHARGERS	3	7:15	J. Lambo 31 yd. Field Goal (4-7, 2:00)				3	16
CHARGERS	3	3:31	J. Lambo 32 yd. Field Goal (8-50, 2:51)				3	19
CHARGERS	4	11:59	Penalty on R. Okung enforced in end zone for a Safety				3	21
BRONCOS	4	8:08	B. Fowler 5 yd. pass from T. Siemian (B. McManus kick) (11-51, 3:51)				10	21
BRONCOS	4	0:27	B. McManus 46 yd. Field Goal (11-56, 2:36)				13	21

FINAL INDIVIDUAL STATISTICS															
Denver Broncos								San Diego Chargers							
RUSHING	ATT	YDS	AVG	LG	TD			RUSHING	ATT	YDS	AVG	LG	TD		
D. Booker	5	46	9.2	17	0			M. Gordon	27	94	3.5	48	0		
C. Anderson	10	37	3.7	11	0			K. Farrow	2	5	2.5	6	0		
T. Siemian	1	1	1.0	1	0										
TOTAL	16	84	5.3	17	0			TOTAL	29	99	3.4	48	0		

PASSING	ATT	CMP	YDS	TKD/ YD	TD	LG	IN	Rtg.	PASSING	ATT	CMP	YDS	TKD/ YD	TD	LG	IN	Rtg.
T. Siemian	50	30	230	2/10	1	20	0	77.9	P. Rivers	29	18	178	2/12	1	27	0	90.9
TOTAL	50	30	230	2/10	1	20	0	77.9	TOTAL	29	18	178	2/12	1	27	0	90.9

PASS RECEIVING	NO	YDS	AVG	LG	TD			PASS RECEIVING	NO	YDS	AVG	LG	TD		
J. Norwood	5	39	7.8	11	0			H. Henry	6	83	13.8	27	1		
D. Thomas	5	35	7.0	11	0			Ty. Williams	3	28	9.3	18	0		
E. Sanders	4	40	10.0	20	0			T. Benjamin	3	17	5.7	8	0		
C. Anderson	4	34	8.5	11	0			A. Gates	2	16	8.0	10	0		
J. Phillips	3	31	10.3	16	0			D. McCluster	2	15	7.5	10	0		
B. Fowler	3	22	7.3	10	1			D. Inman	1	11	11.0	11	0		
V. Green	3	21	7.0	9	0			D. Watt	1	8	8.0	8	0		
D. Booker	2	7	3.5	5	0										
J. Taylor	1	1	1.0	1	0										
TOTAL	30	230	7.7	20	1			TOTAL	18	178	9.9	27	1		

INTERCEPTIONS	NO	YDS	AVG	LG	TD			INTERCEPTIONS	NO	YDS	AVG	LG	TD		
TOTAL	0	0	0.0	—	0			TOTAL	0	0	0.0	—	0		

PUNTING	NO	YDS	AVG	NET	TB	IN20	LG	PUNTING	NO	YDS	AVG	NET	TB	IN20	LG
R. Dixon	5	221	44.2	38.6	0	2	48	D. Kaser	5	237	47.4	44.0	0	4	60
TOTAL	5	221	44.2	38.6	0	2	48	TOTAL	5	237	47.4	44.0	0	4	60

PUNT RETURNS	NO	YDS	AVG	FC	LG	TD		PUNT RETURNS	NO	YDS	AVG	FC	LG	TD	
J. Norwood	2	16	8.0	1	10	0		D. McCluster	3	28	9.3	0	16	0	
A.Talib	1	1	1.0	0	1	0		T. Benjamin	1	0	0.0	0	0	0	
[DOWNED]	1	0	0.0	0	—	0		[DOWNED]	1	0	0.0	0	—	0	
RETURNS	3	17	5.7	1	10	0		TOTAL	4	28	7.0	0	16	0	

KICKOFF RETURNS	NO	YDS	AVG	FC	LG	TD		KICKOFF RETURNS	NO	YDS	AVG	FC	LG	TD	
J. Norwood	2	46	23.0	0	27	0		G. Whalen	1	12	12.0	0	12	0	
[TOUCHBACK]	4	0	0.0	0	—	0		K. Wiggins	1	0	0.0	0	0	0	
RETURNS	2	46	23.0	0	27	0		[TOUCHBACK]	2	0	0.0	0	—	0	
								RETURNS	2	12	6.0	0	12	0	

Denver Broncos											San Diego Chargers										
FUMBLES	Fum	Lost	Own Rec.	Yds	TD	FF	Opp. Rec.	Yds	TD	Out Bnds	FUMBLES	Fum	Lost	Own Rec.	Yds	TD	FF	Opp. Rec.	Yds	TD	Out Bnds
J. Taylor	1	1	0	0	0	0	0	0	0	0	T. Benjamin	1	1	0	0	0	0	0	0	0	0
D. Thomas	1	1	0	0	0	0	0	0	0	0	K. Wiggins	1	1	0	0	0	0	0	0	0	0
S. Keo	0	0	0	0	0	0	1	0	0	0	K. Toomer	0	0	0	0	0	1	1	2	0	0
W. Parks	0	0	0	0	0	0	1	0	0	0	J. Brown	0	0	0	0	0	1	0	0	0	0
											C. Mager	0	0	0	0	0	0	1	0	0	0
TOTAL	2	2	0	0	0	0	2	0	0	0	TOTAL	2	2	0	0	0	2	2	2	0	0

FINAL TEAM STATISTICS											
	BRONCOS		CHARGERS			BRONCOS		CHARGERS			
TOTAL FIRST DOWNS	16	16			FGs - PATs Had Blocked	0-0	0-0				
By Rushing	6	5			Net Punting Average	38.6	44.0				
By Passing	10	9			TOTAL RETURN YARDAGE (Not including Kickoffs)	17	28				
By Penalty	0	2			No. and Yards Punt Returns	3-17	4-28				
THIRD DOWN EFFICIENCY	6-15-40%	3-13-23%			No. and Yards Kickoff Returns	2-46	2-12				
FOURTH DOWN EFFICIENCY	0-1-0%	1-1-100%			No. and Yards Interception Returns	0-0	0-0				
TOTAL NET YARDS	304	265			PENALTIES Number and Yards	12-103	3-20				
Total Offensive Plays (inc. times thrown passing)	68	60			FUMBLES Number and Lost	2-2	2-2				
Average gain per offensive play	4.5	4.4			TOUCHDOWNS						
NET YARDS RUSHING	84	99			Rushing	0	0				
Total Rushing Plays	16	29			Passing	1	1				
Average gain per rushing play	5.3	3.4			EXTRA POINTS Made-Attempts	1-1	1-1				
Tackles for a loss-number and yards	2-6	5-7			Kicking Made-Attempts	1-1	1-1				
NET YARDS PASSING	220	166			FIELD GOALS Made-Attempts	2-3	4-4				
Times thrown - yards lost attempting to pass	2-10	2-12			RED ZONE EFFICIENCY	1-2-50%	1-5-20%				
Gross yards passing	230	178			GOAL TO GO EFFICIENCY	1-1-100%	1-2-50%				
PASS ATTEMPTS-COMPLETIONS-HAD INTERCEPTED	50-30-0	29-18-0			SAFETIES	0	1				
Avg gain per pass play (inc.# thrown passing)	4.2	5.4			FINAL SCORE	13	21				
KICKOFFS Number-In End Zone-Touchbacks	5-2-2	6-6-4			TIME OF POSSESSION	26:32	33:28				
PUNTS Number and Average	5-44.2	5-47.4									
Had Blocked	0	0									

BRONCOS DEFENSIVE STATISTICS																	
(Press Box Totals)																	
PLAYER	UT	A	TT	S-YDS	I-YDS	PD	FF	FR	PLAYER	UT	A	TT	S-YDS	I-YDS	PD	FF	FR
T. Ward	7	0	7	0-0	0-0	0	0	0	D. Wolfe	2	1	3	0-0	0-0	0	0	0
V. Miller	6	0	6	1-0	0-0	0	0	0	S. Williams	1	2	3	0-0	0-0	0	0	0
C. Harris Jr.	6	0	6	0-0	0-0	0	0	0	B. Winn	2	0	2	0-0	0-0	0	0	0
D. Stewart	5	1	6	0-0	0-0	0	0	0	B. Roby	1	0	1	0-0	0-0	2	0	0
B. Marshall	5	1	6	0-0	0-0	0	0	0	W. Parks	1	0	1	0-0	0-0	0	0	0
J. Crick	3	2	5	0.5-6	0-0	0	0	0	C. Nelson	1	0	1	0-0	0-0	0	0	0
T. Davis	1	3	4	0-0	0-0	0	0	0	S. Barrett	1	0	1	0-0	0-0	0	0	0
A. Talib	3	0	3	0-0	0-0	0	0	0	K. Webster	0	0	0	0-0	0-0	1	0	0
S. Ray	2	1	3	0.5-6	0-0	0	0	0	TEAM TOTALS	47	11	58	2-12	0-0	3	0	0



Denver 27, Houston 9

Monday, Oct. 24, 2016 • 6:30 p.m. MDT • Sports Authority Field at Mile High • Denver

WEATHER: Partly Cloudy, 71°, Wind E 5 mph • TIME: 3:05 • ATTENDANCE: 76,865

The Denver Broncos snapped a two-game skid with a 27-9 victory against Head Coach Gary Kubiak's former team, the Houston Texans, on *Monday Night Football*.

Facing former Denver quarterback Brock Osweiler, the Broncos' defense controlled the tempo of the game from the start, pressuring Houston's offense throughout the entire contest and forcing two takeaways.

Running backs C.J. Anderson (107 yds.) and Devontae Booker (83 yds.) provided a one-two punch for Denver, each rushing for a touchdown and helping Denver total 190 yards on the ground.

Despite Denver's dominant defensive performance, Houston jumped out to a 6-0 lead after one quarter of play with kicker Nick Novak nailing a pair of 43-yard field goals to put the visitors up early.

Quarterback Trevor Siemian and the Broncos responded on the first drive of the second quarter after a 10-play, 75-yard drive resulted in a 7-yard touchdown run from Anderson to take a 7-6 lead.

After a three-and-out from the Texans' offense, Denver engineered a 7-play, 68-yard drive that resulted in the Broncos' second touchdown in five minutes. Siemian hit wide receiver Demaryius Thomas for a 4-yard strike to extend Denver's lead 14-6. During the drive, Booker accounted for three first downs and wide receiver Emmanuel Sanders hauled in a 29-yard pass from Siemian.

Houston cut the Broncos' lead to 14-9 on its opening drive of the second half, as Novak hit a 29-yard field goal—his third of the game.

With 4:46 left in the third quarter, Safety Darian Stewart forced running back Alfred Blue to fumble into the waiting arms of linebacker Todd Davis for Denver's first takeaway of the game.

The Broncos then capitalized on the fumble, as Booker rushed for a 1-yard for a touchdown, the first of his career. The 7-play, 72-yard drive was highlighted by a 31-yard pass to Sanders as the home team took a 21-9 lead into the final period.

On the first play of the fourth quarter, the Broncos' defense flexed its muscles again, forcing Osweiler to fumble—this time recovered by cornerback Chris Harris Jr.

Kicker Brandon McManus hit a 22-yard field goal to turn the takeaway into three points and push Denver ahead 24-7.

With two minutes remaining in the game, the Broncos scored the final points of the night—a 32-yard field goal—to seal a 27-9 victory.

Denver's suffocating pass defense allowed just 3.2 yards per passing attempt and did not allow a Texans reception covering more than 13 yards.

The Broncos also held Houston without a touchdown, marking the ninth time in the last 10 seasons the defense accomplished that feat.

OFFICIALS:

Referee — Carl Cheffers (51); **Umpire** — Ruben Fowler (71); **Head Linesman** — Kent Payne (79); **Line Judge** — Tim Podraza (47); **Side Judge** — Scott Novak (1); **Field Judge** — Brad Freeman (88); **Back Judge** — Jim Quirk (63); **Replay** — Charles Stewart

DENVER BRONCOS

OFFENSE

WR 88 D. Thomas
LT 73 R. Okung
LG 76 M. Garcia
C 61 M. Paradis
RG 79 M. Schofield
RT 71 D. Stephenson
TE 85 V. Green
WR 10 E. Sanders
RB 22 C. Anderson
QB 13 T. Siemian
FB 32 A. Janovich

DEFENSE

DE 95 D. Wolfe
NT 92 S. Williams
DE 93 J. Crick
SLB 58 V. Miller
WLB 56 S. Ray
ILB 54 B. Marshall
ILB 51 T. Davis
LCB 21 A. Talib
RCB 25 C. Harris Jr.
SS 43 T. Ward
FS 26 D. Stewart

BRONCOS SUBSTITUTIONS: K 8 B.McManus, P 9 R.Dixon, WR 11 J.Norwood, WR 16 B.Fowler, RB 23 D.Booker, CB 29 B.Roby, S 31 J.Simmons, S 34 W.Parks, RB 35 K.Bibbs, CB 36 K.Webster, LS 42 C.Kreiter, OLB 48 S.Barrett, ILB 50 Z.Anderson, ILB 52 C.Nelson, C 53 J.Ferentz, OLB 57 D.Watson, OL 74 T.Sambrailo, TE 82 J.Heuerman, TE 86 J.Phillips, WR 87 J.Taylor, DE 97 B.Winn, NT 98 D.Kilgo, DE 99 A.Gotsis. **DID NOT PLAY:** QB 12 P.Lynch. **INACTIVE:** QB 4 A.Davis, WR 14 C.Latimer, S 33 S.Keo, CB 37 L.Doss, G 60 C.McGovern, T 70 B.Turner, OLB 94 D.Ware.

HOUSTON TEXANS

OFFENSE

WR 10 D. Hopkins
LT 76 D. Brown
LG 71 X. Su'a-Filo
C 65 G. Mancz
RG 79 J. Allen
RT 72 D. Newton
TE 87 C. Fiedorowicz
WR 15 W. Fuller
QB 17 B. Osweiler
T 63 K. Lamm
RB 26 L. Miller

DEFENSE

LDE 95 C. Covington
NT 75 V. Wilfork
RDE 90 J. Clowney
SAM 59 W. Mercilus
MIKE 56 B. Cushing
WILL 55 B. McKinney
JACK 51 J. Simon
RCB 25 K. Jackson
LCB 21 A. Bouye
FS 29 A. Hal
SS 43 C. Moore

TEXANS SUBSTITUTIONS: K 8 N.Novak, P 9 S.Lechler, WR 11 J.Strong, WR 13 B.Miller, DB 20 D.Jones, CB 24 J.Joseph, RB 28 A.Blue, DB 31 C.James, DB 32 R.Nelson, RB 34 T.Ervin, DB 35 E.Pleasant, S 39 L.Ballentine, RB 45 J.Prosch, LS 46 J.Weeks, LB 50 A.Dent, LB 53 M.Bullough, G 68 T.Bergstrom, T 74 C.Clark, TE 84 R.Griffin, TE 89 S.Anderson, DT 92 B.Dunn, DE 94 B.A.Smith, DT 98 D.Reader. **DID NOT PLAY:** QB 3 T.Savage. **INACTIVE:** QB 5 B.Weeden, WR 12 K.Mumphrey, S 27 Q.Demps, RB 41 J.Grimes, B 52 B.Peters, T 78 O.Aboushi, DE 93 J.Heath.

		1	2	3	4	OT	TOTAL	FIELD GOALS (made () & missed)	
VISITOR	Houston Texans	6	0	3	0	—	9	N. Novak	(43) (43) (29)
HOME	Denver Broncos	0	14	7	6	—	27	B. McManus	(22) (32)

Team	Qtr	Clock Time	PLAY DESCRIPTION (Extra Point) (Drive Info)	SCORE Visitor	Home
TEXANS	1	7:11	N. Novak 43 yd. Field Goal (7-33, 2:16)	3	0
TEXANS	1	0:21	N. Novak 43 yd. Field Goal (10-39, 5:05)	6	0
BRONCOS	2	9:10	C. Anderson 7 yd. run (B. McManus kick) (10-75, 6:11)	6	7
BRONCOS	2	4:04	D. Thomas 4 yd. pass from T. Siemian (B. McManus kick) (7-68, 3:25)	6	14
TEXANS	3	9:09	N. Novak 29 yd. Field Goal (9-72, 4:50)	9	14
BRONCOS	4	11:36	B. McManus 22 yd. Field Goal (7-22, 3:20)	9	24
BRONCOS	4	1:57	B. McManus 32 yd. Field Goal (7-20, 2:43)	9	27

FINAL INDIVIDUAL STATISTICS																									
Houston Texans										Denver Broncos															
RUSHING	ATT	YDS	AVG	LG	TD					RUSHING	ATT	YDS	AVG	LG	TD										
A. Blue	11	63	5.7	17	0					C. Anderson	16	107	6.7	19	1										
L. Miller	11	61	5.5	25	0					D. Booker	17	83	4.9	12	1										
B. Osweiler	3	16	5.3	10	0					A. Janovich	1	1	1.0	1	0										
										T. Siemian	1	-1	-1.0	-1	0										
TOTAL	25	140	5.6	25	0					TOTAL	35	190	5.4	19	2										
PASSING	ATT	CMP	YDS	TD	LG	IN	Rtg.			PASSING	ATT	CMP	YDS	TD	LG	IN	Rtg.								
B. Osweiler	41	22	131	1/0	0	13	0	60.1		T. Siemian	25	14	157	0/0	1	31	0	88.2							
TOTAL	41	22	131	1/0	0	13	0	60.1		TOTAL	25	14	157	0/0	1	31	0	88.2							
PASS RECEIVING	NO	YDS	AVG	LG	TD					PASS RECEIVING	NO	YDS	AVG	LG	TD										
D. Hopkins	5	36	7.2	12	0					D. Thomas	6	40	6.7	11	1										
C. Fiedorowicz	5	35	7.0	12	0					E. Sanders	4	86	21.5	31	0										
W. Fuller	4	22	5.5	13	0					A. Janovich	1	12	12.0	12	0										
L. Miller	3	6	2.0	4	0					J. Norwood	1	8	8.0	8	0										
R. Griffin	2	13	6.5	9	0					B. Fowler	1	7	7.0	7	0										
J. Strong	2	10	5.0	8	0					D. Booker	1	4	4.0	4	0										
T. Ervin	1	9	9.0	9	0																				
TOTAL	22	131	6.0	13	0					TOTAL	14	157	11.2	31	1										
INTERCEPTIONS	NO	YDS	AVG	LG	TD					INTERCEPTIONS	NO	YDS	AVG	LG	TD										
TOTAL	0	0	0.0	—	0					TOTAL	0	0	0.0	—	0										
PUNTING	NO	YDS	AVG	NET	TB	IN20	LG			PUNTING	NO	YDS	AVG	NET	TB	IN20	LG								
S. Lechler	5	242	48.4	41.8	0	1	62			R. Dixon	6	255	42.5	40.7	0	2	49								
TOTAL	5	242	48.4	41.8	0	1	62			TOTAL	6	255	42.5	40.7	0	2	49								
PUNT RETURNS	NO	YDS	AVG	FC	LG	TD				PUNT RETURNS	NO	YDS	AVG	FC	LG	TD									
T. Ervin	2	11	5.5	2	10	0				J. Norwood	3	33	11.0	1	16	0									
W. Fuller	0	0	0.0	1	—	0				[OUT OF BOUNDS]	1	0	0.0	0	—	0									
[OUT OF BOUNDS]	1	0	0.0	0	—	0																			
RETURNS	2	11	5.5	3	10	0				TOTAL	3	33	11.0	1	16	0									
KICKOFF RETURNS	NO	YDS	AVG	FC	LG	TD				KICKOFF RETURNS	NO	YDS	AVG	FC	LG	TD									
W. Fuller	1	19	19.0	0	19	0				J. Norwood	1	19	19.0	0	19	0									
T. Ervin	1	14	14.0	0	14	0				[TOUCHBACK]	3	0	0.0	0	—	0									
B. Miller	1	9	9.0	0	9	0																			
[TOUCHBACK]	3	0	0.0	0	—	0																			
RETURNS	3	42	14.0	0	19	0				RETURNS	1	19	19.0	0	19	0									
Houston Texans	Fum	Lost	Own	Yds	TD	FF	Rec.	Yds	TD	Opp.	Yds	TD	Bnds												
FUMBLES																									
B. Osweiler	3	1	2	-5	0	0	0	0	0	0	0	0	0												
A. Blue	1	1	0	0	0	0	0	0	0	0	0	0	0												
TOTAL	4	2	2	-5	0	0	0	0	0	0	0	0	0												
TEXANS														BRONCOS											
TOTAL FIRST DOWNS														14						19					
By Rushing														4						11					
By Passing														8						8					
By Penalty														1						0					
THIRD DOWN EFFICIENCY														7-18-39%						3-11-27%					
FOURTH DOWN EFFICIENCY														0-2-0%						0-0-0%					
TOTAL NET YARDS														271						347					
Total Offensive Plays (inc. times thrown passing)														67						60					
Average gain per offensive play														4.0						5.8					
NET YARDS RUSHING														140						190					
Total Rushing Plays														25						35					
Average gain per rushing play														5.6						5.4					
Tackles for a loss-number and yards														0-0						0-0					
NET YARDS PASSING														131						157					
Times thrown - yards lost attempting to pass														1-0						0-0					
Gross yards passing														121						157					
PASS ATTEMPTS-COMPLETIONS-HAD INTERCEPTED														41-22-0						25-14-0					
Avg gain per pass play (inc.# thrown passing)														3.1						6.3					
KICKOFFS Number-In End Zone-Touchbacks														4-3-3						6-4-3					
PUNTS Number and Average														5-48.4						6-42.5					
Had Blocked														0						0					
FGs - PATs Had Blocked														0-0						0-0					
Net Punting Average														41.8						40.7					
TOTAL RETURN YARDAGE (Not Including Kickoffs)														2-11						3-33					
No. and Yards Punt Returns														3-42						1-9					
No. and Yards Kickoff Returns														0-0						0-0					
No. and Yards Interception Returns														2-15						7-83					
PENALTIES Number and Yards														4-2						1-0					
FUMBLES Number and Lost														0						3					
TOUCHDOWNS														0						2					
Rushing														0						2					
Passing														0						0					
EXTRA POINTS Made-Attempts														0-0						3-3					
Kicking Made-Attempts														0-0						3-0					
FIELD GOALS Made-Attempts														3-3						2-2					
RED ZONE EFFICIENCY														0-1-0%						3-5-60%					
GOAL TO GO EFFICIENCY														0-0-0%						3-4-75%					
SAFETIES														0						0					
FINAL SCORE														9						27					
TIME OF POSSESSION														29:22						30:38					

Broncos Defensive Statistics																			
(Press Box Totals)																			
PLAYER	UT	A	TT	S-YDS	I-YDS	PD	FF	FR	PLAYER	UT	A	TT	S-YDS	I-YDS	PD	FF	FR		
T. Ward	3	5	8	0-0	0-0	2	0	0	S. Williams	1	2	3	0-0	0-0	0	0	0		
C. Harris Jr.	6	1	7	0-0	0-0	0	1	1	J. Crick	0	3	3	0-0	0-0	1	0	0		
D. Stewart	3	3	6	0-0	0-0	0	1	0	W. Parks	1	1	2	0-0	0-0	0	0	0		
S. Ray	2	3	5	0-0	0-0	0	0	0	D. Watson	1	0	1	0-0	0-0	0	0	0		
A. Talib	3	1	4	0-0	0-0	3	0	0	J. Simmons	1	0	1	0-0	0-0	0	0	0		
T. Davis	2	2	4	0-0	0-0	0	0	1	B. Roby	1	0	1	0-0	0-0	0	0	0		
C. Nelson	2	2	4	0-0	0-0	0	0	0	D. Kilgo	0	1	1	0-0	0-0	0	0	0		
B. Marshall	2	2	4	0-0	0-0	0	0	0	S. Barrett	0	1	1	0-0	0-0	0	0	0		
V. Miller	3	0	3	0-0	0-0	0	0	0	B. Winn	0	1	1	0-0	0-0	0	0	0		
D. Wolfe	2	1	3	0-0	0-0	1	0	0	TEAM TOTALS	34	29	62	1-0	0-0	7	2	2		



Denver 27, San Diego 19

Sunday, Oct. 30, 2016 • 2:05 p.m. MDT • Sports Authority Field at Mile High • Denver

WEATHER: Partly Cloudy, 76°, Wind SE 15 mph • TIME: 3:29 • ATTENDANCE: 76,756

Behind three takeaways, including a 49-yard interception returned for a touchdown by cornerback Bradley Roby, the Denver Broncos topped their AFC West rivals, the San Diego Chargers, 27-19 in the second meeting between the two teams in a 17-day span.

In his first career start, rookie running back Devontae Booker helped spark the Broncos' offense with 84 total yards and a touchdown.

The game marked Denver's first divisional win of the year and its second victory aided by a defensive score.

Denver opened the game with a 9-play, 65-yard drive, which culminated in a 28-yard field goal from kicker Brandon McManus, giving the Broncos an early 3-0 lead.

The Chargers responded on their first drive of the game with a touchdown to jump ahead 7-3. Quarterback Philip Rivers hit tight end Antonio Gates for a 7-yard touchdown pass, his first of two on the day.

With 9:22 remaining in the second quarter, the Broncos regained a lead they would not relinquish. Roby jumped a pass from Rivers, taking it 49 yards up the sideline for a pick-six, giving Denver a 10-7 lead.

Quarterback Trevor Siemian fumbled on a Chargers sack with under five minutes remaining in the first half, but San Diego could not capitalize as kicker Josh Lambo pushed a 45-yard field goal wide right.

On the Chargers' opening drive of the second half, safety Darion Stewart picked off a Rivers pass, returning it 25 yards to San Diego's 10-yard line.

Two plays later, Booker found the end zone from three yards out to extend the Denver lead to 17-7.

The Broncos' defense forced another turnover on the Chargers' next drive, as safety T.J. Ward put Denver in scoring position at San Diego's 7-yard line after a 23-yard interception return.

Two plays later, Booker fumbled the ball reaching across the goal line, leading to a 13-play, 98-yard drive from the Chargers resulting in a touchdown for the visitors. Denver outside linebacker Shaquil Barrett blocked the extra point to keep the score at 17-13.

Early in the fourth quarter, running back Juwan Thompson pushed into the end zone from one yard out to put the home team up 24-13.

San Diego's defense picked up a pick-six of its own after cornerback Casey Hayward took an interception 24 yards to the house. Rivers' two-point conversion to tight end Hunter Henry failed, as Denver maintained a 24-19 lead.

The Broncos tacked on a 22-yard field goal and punter Riley Dixon boomed a 68-yard punt from his own end zone late in the fourth to help seal Denver's victory.

OFFICIALS:

Referee — Tony Corrente (99); **Umpire** — Dan Ferrell (64); **Head Linesman** — Patrick Turner (13); **Line Judge** — Tim Podraza (47); **Side Judge** — Rob Vernatchi (75); **Field Judge** — Buddy Horton (82); **Back Judge** — Todd Prukop (30); **Replay** — Russell Yurk

DENVER BRONCOS

OFFENSE

WR 88 D. Thomas
LT 73 R. Okung
LG 76 M. Garcia
C 61 M. Paradis
RG 79 M. Schofield
RT 71 D. Stephenson
TE 85 V. Green
WR 10 E. Sanders
QB 13 T. Siemian
RB 23 D. Booker
FB 32 A. Janovich

DEFENSE

DE 95 D. Wolfe
NT 92 S. Williams
DE 93 J. Crick
SLB 58 V. Miller
ILB 56 S. Ray
ILB 52 C. Nelson
ILB 51 T. Davis
LCB 29 B. Roby
RCB 25 C. Harris Jr.
SS 43 T. Ward
FS 26 D. Stewart

BRONCOS SUBSTITUTIONS: KK 8 B. McManus, P 9 R. Dixon, WR 11 J. Norwood, WR 16 B. Fowler, S 31 J. Simmons, S 34 W. Parks, RB 35 K. Bibbs, CB 36 K. Webster, CB 37 L. Doss, RB 40 J. Thompson, LS 42 C. Kreiter, OLB 48 S. Barrett, ILB 50 Z. Anderson, C 53 J. Ferentz, OLB 57 D. Watson, OL 74 T. Sambrailo, TE 82 J. Heuerman, TE 86 J. Phillips, WR 87 J. Taylor, OLB 94 D. Ware, DE 97 B. Winn, NT 98 D. Kilgo, DE 99 A. Gotsis. **DID NOT PLAY:** QB 12 P. Lynch. **INACTIVE:** QB 4 A. Davis, WR 14 C. Latimer, CB 21 A. Talib, ILB 54 B. Marshall, G 60 C. McGovern, T 70 B. Turner, TE 83 A. Derby.

SAN DIEGO CHARGERS

OFFENSE

WR 15 D. Inman
LT 77 K. Dunlap
LG 74 O. Franklin
C 68 M. Slauson
RG 76 D. Fluker
RT 72 J. Barksdale
TE 85 A. Gates
TE 86 H. Henry
QB 17 P. Rivers
RB 28 M. Gordon
TE 84 S. McGrath

DEFENSE

DE 99 J. Bosa
NT 92 B. Mebane
DT 94 C. Liuget
OLB 54 M. Ingram
ILB 57 J. Brown
ILB 52 D. Perryman
OLB 51 K. Emanuel
LCB 24 B. Flowers
RCB 26 C. Hayward
SS 31 A. Phillips
FS 20 D. Lowery

CHARGERS SUBSTITUTIONS: K 2 J. Lambo, P 8 D. Kaser, QB 10, C. Clemens, WR-KR 12 T. Benjamin, WR 16 Ty Williams, S 23 D. McCoil, S 25 D. Stuckey, RB 27 K. Farrow, RB-KR 33 D. McClester, FB 34 D. Watt, CB 41 S. Williams, CB 42 T. Williams, OLB 46 C. Landrum, LS 47 M. Windt, ILB 53 J. Perry, ILB 56 K. Toomer, OLB 58 To Williams, DT 71 D. Square, C-G 73 S. Pulley, G-T 75 C. Hairston, WR 83 G. Whalen, DE 93 D. Philon, DT 95 T. Palepoi. **DID NOT PLAY:** WR 89 I. Burse. **INACTIVE:** CB 29 C. Mager, S 37 J. Addae, TE 45 A. Cleveland, C 62 M. Tuerk, T 78 T. Burck, G-T 79 K. Wiggins, OLB 97 J. Attaochu.

		1	2	3	4	OT	TOTAL	FIELD GOALS (made () & missed)		
VISITOR	San Diego Chargers	7	0	6	6	—	19	J. Lambo	45WL	
HOME	Denver Broncos	3	7	7	10	—	27	B. McManus	(28) (22)	
Team	Qtr	Clock Time	PLAY DESCRIPTION (Extra Point) (Drive Info)					SCORE		
								Visitor	Home	
BRONCOS	1	11:05	B. McManus 28 yd. Field Goal (9-65, 3:55)					0	3	
CHARGERS	1	7:24	A. Gates 7 yd. pass from P. Rivers (J. Lambo kick) (7-85, 3:41)					7	3	
BRONCOS	2	9:10	B. Roby 49 yd. interception return (B. McManus kick) (2-10, 0:45)					7	10	
BRONCOS	3	12:45	D. Booker 3 yd. run (B. McManus kick) (2-10, 0:45)					7	17	
CHARGERS	3	4:02	T. Benjamin 14 yd. pass (kick blocked) (13-75, 6:30)					13	17	
BRONCOS	4	12:32	J. Thompson 1 yd. run (B. McManus kick) (13-75, 6:30)					13	24	
CHARGERS	4	8:02	C. Hayward 24 yd. interception return (pass failed)					19	24	
BRONCOS	4	5:19	B. McManus 22 yd. Field Goal (6-71, 2:43)					19	27	

FINAL INDIVIDUAL STATISTICS																							
San Diego Chargers										Denver Broncos													
RUSHING	ATT	YDS	AVG	LG	TD					RUSHING	ATT	YDS	AVG	LG	TD								
M. Gordon	23	111	4.8	20	0					D. Booker	19	54	2.8	18	1								
K. Farrow	3	12	4.0	6	0					K. Bibbs	2	4	2.0	5	0								
												J. Thompson	1	1	1.0	1							
												T. Siemian	3	-2	-0.7	0							
TOTAL	26	123	4.7	20	0					TOTAL	25	57	2.3	18	2								
PASSING	ATT	CMP	YDS	TKD/YD	TD	LG	IN	Rtg.					PASSING	ATT	CMP	YDS	TKD/YD	TD	LG	IN	Rtg.		
P. Rivers	47	20	267	4/21	2	53	3	48.8					T. Siemian	38	20	276	1/9	0	40	1	65.2		
TOTAL	47	20	267	4/21	2	53	3	48.8					TOTAL	38	20	276	1/9	0	40	1	65.2		
PASS RECEIVING	NO	YDS	AVG	LG	TD					PASS RECEIVING	NO	YDS	AVG	LG	TD								
D. Inman	4	72	18.0	37	0					D. Thomas	5	79	15.8	40	0								
M. Gordon	4	44	11.0	30	0					D. Booker	5	30	6.0	12	0								
A. Gates	4	33	8.3	12	1					E. Sanders	4	68	17.0	37	0								
T. Benjamin	3	44	14.7	18	1					V. Green	4	55	13.8	31	0								
T. Henry	2	14	7.0	7	0					J. Taylor	1	35	35.0	35	0								
D. Watt	1	53	53.0	53	0					J. Norwood	1	9	9.0	9	0								
Ty. Williams	1	4	4.0	4	0																		
D. McCluster	1	3	3.0	3	0																		
TOTAL	20	267	13.4	53	2					TOTAL	20	276	13.8	40	0								
INTERCEPTIONS	NO	YDS	AVG	LG	TD					INTERCEPTIONS	NO	YDS	AVG	LG	TD								
C. Hayward	1	24	24.0	24	1					B. Roby	1	49	49.0	49	1								
												D. Stewart	1	25	25.0	25	0						
												T. Ward	1	23	23.0	23	0						
TOTAL	1	24	24.0	24	1					TOTAL	3	97	32.3	49	1								
PUNTING	NO	YDS	AVG	NET	TB	IN20	LG					PUNTING	NO	YDS	AVG	NET	TB	IN20	LG				
D. Kaser	5	285	57.0	46.0	2	2	62					R. Dixon	5	253	50.6	47.8	0	0	68				
TOTAL	5	285	57.0	46.0	2	2	62					TOTAL	5	253	50.6	47.8	0	0	68				
PUNT RETURNS	NO	YDS	AVG	FC	LG	TD					PUNT RETURNS	NO	YDS	AVG	FC	LG	TD						
D. McCluster	3	14	4.7	2	6	0					J. Norwood	2	15	7.5	0	10	0						
												[DOWNED]	1	0	0.0	0	—						
												[TOUCHBACK]	2	0	0.0	0	—						
RETURNS	3	14	4.7	2	6	0					TOTAL	2	15	7.5	0	10	0						
KICKOFF RETURNS	NO	YDS	AVG	FC	LG	TD					KICKOFF RETURNS	NO	YDS	AVG	FC	LG	TD						
G. Whalen	1	25	25.0	0	25	0					[TOUCHBACK]	4	0	0.0	0	—	0						
D. McCluster	1	17	17.0	0	17	0																	
[TOUCHBACK]	4	0	0.0	0	—	0																	
RETURNS	2	42	21.0	0	25	0					RETURNS	0	0	0.0	0	—	0						
San Diego Chargers										Denver Broncos													
FUMBLES	Fum	Lost	Rec.	Yds	TD	FF	Rec.	Yds	TD	Bnds	FUMBLES	Fum	Lost	Rec.	Yds	TD	FF	Rec.	Yds	TD	Bnds		
M. Ingram	0	0	0	0	0	0	0	0	0	0	T. Siemian	2	1	0	-1	0	0	0	0	0	0		
S. McGrath	0	0	0	0	0	1	0	0	0	0	D. Booker	1	1	0	0	0	0	0	0	0	0		
K. Toomer	0	0	0	0	0	1	0	0	0	0	J. Norwood	1	0	0	0	0	0	0	0	0	0		
J. Brown	0	0	0	0	0	0	1	0	0	0	K. Bibbs	0	0	1	0	0	0	0	0	0	0		
T. Palepoi	0	0	0	0	0	0	0	0	0	0	J. Taylor	0	0	1	0	0	0	0	0	0	0		
TOTAL	0	0	0	0	0	3	2	0	0	0	TOTAL	4	2	2	-1	0	0	0	0	0	0		
FINAL TEAM STATISTICS																							
CHARGERS										BRONCOS													
TOTAL FIRST DOWNS										21	15	FGs - PATs Had Blocked										0-1	0-0
By Rushing										5	5	Net Punting Average										46.0	47.8
By Passing										14	10	TOTAL RETURN YARDAGE (Not Including Kicks)										38	112
By Penalty										2	0	No. and Yards Punt Returns										3-14	2-15
THIRD DOWN EFFICIENCY										7-17-41%	5-15-33%	No. and Yards Kickoff Returns										2-42	0-0
FOURTH DOWN EFFICIENCY										0-2-0%	0-1-0%	No. and Yards Interception Returns										1-24	3-97
TOTAL NET YARDS										369	324	PENALTIES Number and Yards										8-52	6-45
Total Offensive Plays (inc. times thrown passing)										77	64	FUMBLES Number and Lost										0-0	4-2
Average gain per offensive play										4.8	5.1	TOUCHDOWNS										3	3
NET YARDS RUSHING										123	57	Rushing										0	2
Total Rushing Plays										26	23	Passing										2	0
Average gain per rushing play										4.7	2.3	Interceptions										1	1
Tackles for a loss-number and yards										1-1	5-9	EXTRA POINTS Made-Attempts										1-3	3-3
NET YARDS PASSING										246	267	Kicking Made-Attempts										1-2	3-3
Times thrown - yards lost attempting to pass										4-21	1-9	Passing Made-Attempts										0-1	0-0
Gross yards passing										267	276	FIELD GOALS Made-Attempts										0-1	2-2
PASS ATTEMPTS-COMPLETIONS-HAD INTERCEPTED										47-20-3	38-20-1	RED ZONE EFFICIENCY										2-3-67%	2-6-33%
Avg gain per pass play (inc.# thrown passing)										4.8	6.8	GOAL TO GO EFFICIENCY										1-2-50%	2-4-50%
KICKOFFS Number-In End Zone-Touchbacks										4-4-4	6-5-4	SAFETIES										0	0
PUNTS Number and Average										5-57.0	5-50.6	FIELD SCORE										19	27
Had Blocked										0	0	TIME OF POSSESSION										33:08	26:52
BRONCOS DEFENSIVE STATISTICS																							
(Press Box Totals)																							
PLAYER	UT	A	TT	S-YDS	I-YDS	PD	FF	FR	PLAYER	UT	A	TT	S-YDS	I-YDS	PD	FF	FR						
T. Ward	7	3	10	1-8	1-23	1	0	0	S. Williams	1	1	2	0-0	0-0	0	0	0						
T. Davis	3	5	8	0-0	0-0	1	0	0	S. Ray	0	2	2	0-0	0-0	0	0	0						
B. Roby	4	3	7	0-0	1-49	2	0	0	J. Simmons	1	0	1	1-9	0-0	0	0	0						
C. Harris Jr.	5	1	6	0-0	0-0	1	0	0	L. Doss	1	0	1	0-0	0-0	2	0	0						
C. Nelson	1	4	5	0-0	0-0	1	0	0	W. Parks	1	0	1	0-0	0-0	0	0	0						
V. Miller	2	2	4	1-1	0-0	0	0	0	K. Webster	1	0	1	0-0	0-0	0	0	0						
B. Winn	2	2	4	0-0	0-0	0	0	0	A. Gotsis	0	1	1	0-0	0-0	0	0	0						
D. Stewart	3	0	3	0-0	1-25	1	0	0	S. Barrett	0	1	1	0-0	0-0	0	0	0						
D. Wolfe	1	2	3	0-0	0-0	1	0	0	D. Ware	0	0	0	0-0	0-0	1	0	0						
J. Crick	1	1	2	1-3	0-0	2	0	0	TEAM TOTALS	34	28	62	4-21	3-97	13	0	0						

Regular Season Game 8

National Football League Game Summary

NFL Copyright © 2016 by The National Football League. All rights reserved. This summary and play-by-play is for the express purpose of assisting media in their coverage of the game; any other use of this material is prohibited without the written permission of the National Football League. Updated: 10/31/2016

Date: Sunday, 10/30/2016 San Diego Chargers at Denver Broncos Start Time: 2:05 PM MDT
at Sports Authority Field at Mile High, Denver, CO

Game Day Weather

Game Weather: Partly Cloudy Temp: 76° F (24.4° C) Humidity: 19%, Wind: SouthEast 6G15 mph
Played Outdoor on Turf: Grass Outdoor Weather: Falling to 70 by Game End,

Officials

Referee: Corrente, Tony (99) Umpire: Ferrell, Dan (64) Head Linesman: Turner, Patrick (13)
Line Judge: Podraza, Tim (47) Side Judge: Vernatchi, Rob (75) Field Judge: Horton, Buddy (82)
Back Judge: Prukop, Todd (30) Replay Official: Yurk, Russell ()

Lineups

San Diego Chargers				Denver Broncos			
Offense		Defense		Offense		Defense	
WR	15 D.Inman	DE	99 J.Bosa	WR	88 D.Thomas	DE	95 D.Wolfe
LT	77 K.Dunlap	NT	92 B.Mebane	LT	73 R.Okung	NT	92 S.Williams
LG	74 O.Franklin	DT	94 C.Liuget	LG	76 M.Garcia	DE	93 J.Crick
C	68 M.Slauson	OLB	54 M.Ingram	C	61 M.Paradis	SLB	58 V.Miller
RG	76 D.Fluker	ILB	57 J.Brown	RG	79 M.Schofield	WLB	56 S.Ray
RT	72 J.Barksdale	ILB	52 D.Perryman	RT	71 D.Stephenson	ILB	52 C.Nelson
TE	85 A.Gates	OLB	51 K.Emanuel	TE	85 V.Green	ILB	51 T.Davis
TE	86 H.Henry	LCB	24 B.Flowers	WR	10 E.Sanders	LCB	29 B.Roby
QB	17 P.Rivers	RCB	26 C.Hayward	QB	13 T.Siemian	RCB	25 C.Harris Jr.
RB	28 M.Gordon	SS	31 A.Phillips	RB	23 D.Booker	SS	43 T.Ward
TE	84 S.McGrath	FS	20 D.Lowery	FB	32 A.Janovich	FS	26 D.Stewart

Substitutions

K 2 J.Lambo, P 8 D.Kaser, QB 10 K.Clemens, WR-KR 12 T.Benjamin, WR 16 Ty.Williams, S 23 D.McCoil, S 25 D.Stuckey, RB 27 K.Farrow, RB-KR 33 D.McCluster, FB 34 D.Watt, CB 41 S.Williams, CB 42 T.Williams, OLB 46 C.Landrum, LS 47 M.Windt, ILB 53 J.Perry, ILB 56 K.Toomer, OLB 58 To.Williams, DT 71 D.Square, C-G 73 S.Pulley, G-T 75 C.Hairston, WR 83 G.Whalen, DE 93 D.Philon, DT 95 T.Palepoi

Substitutions

K 8 B.McManus, P 9 R.Dixon, WR 11 J.Norwood, WR 16 B.Fowler, S 31 J.Simmons, S 34 W.Parks, RB 35 K.Bibbs, CB 36 K.Webster, CB 37 L.Doss, RB 40 J.Thompson, LS 42 C.Kreiter, OLB 48 S.Barrett, ILB 50 Z.Anderson, C 53 J.Ferentz, OLB 57 D.Watson, OL 74 T.Sambrailo, TE 82 J.Heuerman, TE 86 J.Phillips, WR 87 J.Taylor, OLB 94 D.Ware, DE 97 B.Winn, NT 98 D.Kilgo, DE 99 A.Gotsis

Did Not Play

WR 89 I.Burse

Did Not Play

QB 12 P.Lynch

Not Active

CB 29 C.Mager, S 37 J.Addae, TE 45 A.Cleveland, C 62 M.Tuerk, T 78 T.Burwell, G-T 79 K.Wiggins, OLB 97 J.Attaochu

Not Active

QB 4 A.Davis, WR 14 C.Latimer, CB 21 A.Talib, ILB 54 B.Marshall, G 60 C.McGovern, T 70 B.Turner, TE 83 A.Derby

Field Goals (made () & missed)

J.Lambo		45WL	B.McManus		(28) (22)		
			1	2	3	4	OT
VISITOR:	San Diego Chargers		7	0	6	6	0
HOME:	Denver Broncos		3	7	7	10	0

Scoring Plays

Team	Qtr	Time	Play Description (Extra Point) (Drive Info)	Visitor	Home
Broncos	1	11:05	B.McManus 28 yd. Field Goal (9-65, 3:55)	0	3
Chargers	1	7:24	A.Gates 7 yd. pass from P.Rivers (J.Lambo kick) (7-85, 3:41)	7	3
Broncos	2	9:10	B.Roby 49 yd. interception return (B.McManus kick)	7	10
Broncos	3	12:45	D.Booker 3 yd. run (B.McManus kick) (2-10, 0:45)	7	17
Chargers	3	4:02	T.Benjamin 14 yd. pass from P.Rivers (kick blocked) (13-98, 7:42)	13	17
Broncos	4	12:32	J.Thompson 1 yd. run (B.McManus kick) (13-75, 6:30)	13	24
Chargers	4	8:02	C.Hayward 24 yd. interception return (pass failed)	19	24
Broncos	4	5:19	B.McManus 22 yd. Field Goal (6-71, 2:43)	19	27

Paid Attendance: 76,756

Time: 3:29

San Diego Chargers vs Denver Broncos
10/30/2016 at Sports Authority Field at Mile High

Final Individual Statistics

K.Bibbs	0	0	1	0	0	0	0	0	0	0
J.Taylor	0	0	1	0	0	0	0	0	0	0
Total	4	2	2	-1	0	0	0	0	0	0

Final Team Statistics

	Visitor Chargers	Home Broncos
TOTAL FIRST DOWNS	21	15
By Rushing	5	5
By Passing	14	10
By Penalty	2	0
THIRD DOWN EFFICIENCY	7-17-41%	5-15-33%
FOURTH DOWN EFFICIENCY	0-2-0%	0-1-0%
TOTAL NET YARDS	369	324
Total Offensive Plays (inc. times thrown passing)	77	64
Average gain per offensive play	4.8	5.1
NET YARDS RUSHING	123	57
Total Rushing Plays	26	25
Average gain per rushing play	4.7	2.3
Tackles for a loss-number and yards	1-1	5-9
NET YARDS PASSING	246	267
Times thrown - yards lost attempting to pass	4-21	1-9
Gross yards passing	267	276
PASS ATTEMPTS-COMPLETIONS-HAD INTERCEPTED	47-20-3	38-20-1
Avg gain per pass play (inc.# thrown passing)	4.8	6.8
KICKOFFS Number-In End Zone-Touchbacks	4-4-4	6-5-4
PUNTS Number and Average	5-57.0	5-50.6
Had Blocked	0	0
FGs - PATs Had Blocked	0-1	0-0
Net Punting Average	46.0	47.8
TOTAL RETURN YARDAGE (Not Including Kickoffs)	38	112
No. and Yards Punt Returns	3-14	2-15
No. and Yards Kickoff Returns	2-42	0-0
No. and Yards Interception Returns	1-24	3-97
PENALTIES Number and Yards	8-52	6-45
FUMBLES Number and Lost	0-0	4-2
TOUCHDOWNS	3	3
Rushing	0	2
Passing	2	0
Interceptions	1	1
EXTRA POINTS Made-Attempts	1-3	3-3
Kicking Made-Attempts	1-2	3-3
Passing Made-Attempts	0-1	0-0
FIELD GOALS Made-Attempts	0-1	2-2
RED ZONE EFFICIENCY	2-3-67%	2-6-33%
GOAL TO GO EFFICIENCY	1-2-50%	2-4-50%
SAFETIES	0	0
FINAL SCORE	19	27
TIME OF POSSESSION	33:08	26:52

Ball Possession And Drive Chart

San Diego Chargers

#	Time Recd	Time Lost	Time Poss	How Ball Obtained	Drive Began	# Play	Yds Gain	Yds Pen	Net Yds	1st Down	Last Scrm	How Given Up
1	11:05	7:24	3:41	Kickoff	SD 15	7	85	0	85	3	* DEN 7	Touchdown
2	5:55	4:16	1:39	Punt	SD 27	3	6	0	6	0	SD 33	Punt
3	2:59	2:04	0:55	Punt	DEN 45	3	-8	-5	-13	0	SD 42	Punt
4	1:10	13:08	3:02	Punt	SD 31	5	18	0	18	1	SD 49	Punt
5	11:56	9:10	2:46	Punt	SD 39	4	2	5	7	1	SD 46	Interception
6	9:10	7:57	1:13	Kickoff	SD 18	3	6	0	6	0	SD 24	Punt
7	4:37	0:54	3:43	Fumble	SD 16	11	47	10	57	4	DEN 27	Missed FG
8	0:14	0:00	0:14	Downs	SD 47	2	-3	0	-3	0	SD 47	End of Half
9	15:00	13:30	1:30	Kickoff	SD 25	3	7	0	7	0	SD 32	Interception
10	12:45	12:30	0:15	Kickoff	SD 25	2	0	0	0	0	SD 25	Interception
11	11:44	4:02	7:42	Fumble	SD 2	13	105	-7	98	6	* DEN 14	Touchdown
12	12:32	9:43	2:49	Kickoff	SD 25	5	13	0	13	1	SD 38	Punt
13	5:19	2:36	2:43	Kickoff	SD 25	11	78	-5	73	4	* DEN 2	Downs
14	2:08	1:12	0:56	Punt	SD 33	6	13	0	13	1	SD 46	Downs

(383) Average SD 27

Denver Broncos

#	Time Recd	Time Lost	Time Poss	How Ball Obtained	Drive Began	# Play	Yds Gain	Yds Pen	Net Yds	1st Down	Last Scrm	How Given Up
1	15:00	11:05	3:55	Kickoff	DEN 25	9	65	0	65	3	* SD 10	Field Goal
2	7:24	5:55	1:29	Kickoff	DEN 25	3	8	0	8	0	DEN 33	Punt
3	4:16	2:59	1:17	Punt	DEN 5	3	2	0	2	0	DEN 7	Punt
4	2:04	1:10	0:54	Punt	DEN 20	3	2	-5	-3	0	DEN 17	Punt
5	13:08	11:56	1:12	Punt	DEN 20	3	6	-10	-4	0	DEN 16	Punt
6	7:57	4:37	3:20	Punt	DEN 32	7	52	0	52	2	* SD 7	Fumble
7	0:54	0:14	0:40	Missed FG	DEN 35	5	19	0	19	1	SD 46	Downs
8	13:30	12:45	0:45	Interception	SD 10	2	10	0	10	1	* SD 3	Touchdown
9	12:30	11:44	0:46	Interception	SD 7	2	5	0	5	0	* SD 11	Fumble
10	4:02	12:32	6:30	Kickoff	DEN 25	13	70	5	75	5	* SD 1	Touchdown
11	9:43	8:02	1:41	Punt	DEN 2	5	14	0	14	1	DEN 16	Interception
12	8:02	5:19	2:43	Kickoff	DEN 25	6	71	0	71	2	* SD 4	Field Goal
13	2:36	2:08	0:28	Downs	DEN 2	3	1	0	1	0	DEN 3	Punt
14	1:12	0:00	1:12	Downs	SD 46	2	-2	0	-2	0	SD 47	End of Game

(453) Average DEN 32

* inside opponent's 20

Time of Possession by Quarter		1st	2nd	3rd	4th	OT	Total
Visitor	San Diego Chargers	7:25	9:48	9:27	6:28		33:08
Home	Denver Broncos	7:35	5:12	5:33	8:32		26:52
Kickoff Drive No.-Start Average		Chargers: 6 - SD 22		Broncos: 4 - DEN 25			

San Diego Chargers vs Denver Broncos
10/30/2016 at Sports Authority Field at Mile High

Final Defensive Statistics

San Diego Chargers

Regular Defensive Plays

Special Teams

Misc

	TKL	AST	COMB	SK	/ YDS	TFL	Q	IN	PD	FF	FR	TKL	AST	FF	FR	BL	TKL	AST	FF	FR
J.Brown	6	3	9	0	0	1	0	0	1	0	1	1	0	0	0	0	0	0	0	0
D.Lowery	6	2	8	0	0	0	0	0	0	0	0	0	0	0	0	0	0	0	0	0
B.Mebane	4	1	5	0	0	2	1	0	0	0	0	0	0	0	0	0	0	0	0	0
A.Phillips	4	0	4	0	0	0	0	0	1	0	0	0	0	0	0	0	0	0	0	0
K.Toomer	3	1	4	0	0	0	0	0	1	1	0	0	0	0	0	0	0	0	0	0
M.Ingram	2	1	3	1	9	0	2	0	0	1	0	0	0	0	0	0	0	0	0	0
C.Hayward	2	1	3	0	0	0	0	1	3	0	0	0	0	0	0	0	0	0	0	0
J.Bosa	2	0	2	0	0	1	3	0	0	0	0	0	0	0	0	0	0	0	0	0
K.Emanuel	2	0	2	0	0	1	0	0	1	0	0	0	0	0	0	0	0	0	0	0
T.Palepoi	0	2	2	0	0	0	1	0	0	0	1	0	0	0	0	0	0	0	0	0
B.Flowers	1	0	1	0	0	0	0	0	1	0	0	0	0	0	0	0	0	0	0	0
D.Perryman	1	0	1	0	0	0	0	0	0	0	0	0	0	0	0	0	0	0	0	0
D.Philon	1	0	1	0	0	0	0	0	0	0	0	0	0	0	0	0	0	0	0	0
J.Perry	0	1	1	0	0	0	0	0	0	0	0	1	0	0	0	0	0	0	0	0
S.McGrath	0	0	0	0	0	0	0	0	0	0	0	1	0	1	0	0	0	0	0	0
T.Benjamin	0	0	0	0	0	0	0	0	0	0	0	0	0	0	0	0	1	0	0	0
Ty.Williams	0	0	0	0	0	0	0	0	0	0	0	0	0	0	0	0	1	0	0	0
Total	34	12	46	1	9	5	7	1	8	2	2	3	0	1	0	0	2	0	0	0

TKL = Tackle AST = Assist COMB = Combined QH=QB Hit IN = Interception PD = Pass Defense FF = Forced Fumble FR = Fumble Recovery

Denver Broncos

Regular Defensive Plays

Special Teams

Misc

	TKL	AST	COMB	SK	/ YDS	TFL	QH	IN	PD	FF	FR	TKL	AST	FF	FR	BL	TKL	AST	FF	FR
T.Ward	7	3	10	1	8	1	2	1	1	0	0	0	0	0	0	0	0	0	0	0
T.Davis	3	5	8	0	0	0	0	0	1	0	0	0	0	0	0	0	0	0	0	0
B.Roby	4	3	7	0	0	0	0	1	2	0	0	0	0	0	0	0	0	0	0	0
C.Harris Jr.	5	1	6	0	0	0	0	0	1	0	0	0	0	0	0	0	0	0	0	0
C.Nelson	1	4	5	0	0	0	0	0	1	0	0	0	0	0	0	0	0	0	0	0
V.Miller	2	2	4	1	1	1	3	0	0	0	0	0	0	0	0	0	0	0	0	0
B.Winn	2	2	4	0	0	0	0	0	0	0	0	0	0	0	0	0	0	0	0	0
D.Stewart	3	0	3	0	0	0	0	1	1	0	0	0	0	0	0	0	0	0	0	0
D.Wolfe	1	2	3	0	0	0	3	0	1	0	0	0	0	0	0	0	0	0	0	0
J.Crick	1	1	2	1	3	1	1	0	2	0	0	0	0	0	0	0	0	0	0	0
S.Williams	1	1	2	0	0	0	0	0	0	0	0	0	0	0	0	0	0	0	0	0
S.Ray	0	2	2	0	0	0	1	0	0	0	0	0	0	0	0	0	0	0	0	0
J.Simmons	1	0	1	1	9	1	1	0	0	0	0	0	0	0	0	0	0	0	0	0
L.Doss	1	0	1	0	0	0	0	0	2	0	0	0	0	0	0	0	0	0	0	0
W.Parks	1	0	1	0	0	0	0	0	0	0	0	1	0	0	0	0	0	0	0	0
K.Webster	1	0	1	0	0	1	0	0	0	0	0	0	0	0	0	0	0	0	0	0
A.Gotsis	0	1	1	0	0	0	1	0	0	0	0	0	0	0	0	0	0	0	0	0
S.Barrett	0	1	1	0	0	0	0	0	0	0	0	0	0	0	0	1	0	0	0	0
D.Ware	0	0	0	0	0	0	1	0	1	0	0	0	0	0	0	0	0	0	0	0
Z.Anderson	0	0	0	0	0	0	0	0	0	0	0	2	0	0	0	0	0	0	0	0
D.Watson	0	0	0	0	0	0	0	0	0	0	0	1	2	0	0	0	0	0	0	0
J.Taylor	0	0	0	0	0	0	0	0	0	0	0	0	1	0	1	0	0	0	0	0
M.Schofield	0	0	0	0	0	0	0	0	0	0	0	0	0	0	0	0	1	0	0	0
V.Green	0	0	0	0	0	0	0	0	0	0	0	0	0	0	0	0	1	0	0	0
K.Bibbs	0	0	0	0	0	0	0	0	0	0	0	0	0	0	0	0	0	0	0	1
Total	34	28	62	4	21	5	13	3	13	0	0	4	3	0	1	1	2	0	0	1

First Half Summary

[illegible]

Play By Play

First Quarter

10/30/2016

SD wins the coin toss and elects to defer. DEN elects to Receive, and SD elects to defend the kick goal.

J.Lambo kicks 65 yards from SD 35 to end zone, Touchback.

Denver Broncos at 15:00

1-10-DEN 25	(15:00) T.Siemian pass short left to V.Green to DEN 28 for 3 yards (A.Phillips).	
2-7-DEN 28	(14:18) T.Siemian pass incomplete deep left to D.Thomas (A.Phillips).	
3-7-DEN 28	(14:09) (Shotgun) T.Siemian pass short middle to J.Taylor to SD 37 for 35 yards (A.Phillips) [J.Bosa].	P1
<u>1-10-SD 37</u>	(13:34) T.Siemian pass short right to D.Thomas to SD 26 for 11 yards (C.Hayward; J.Brown).	P2
<u>1-10-SD 26</u>	(12:58) T.Siemian pass short middle to D.Thomas to SD 13 for 13 yards (A.Phillips).	P3
<u>1-10-SD 13</u>	(12:32) D.Booker left tackle to SD 13 for no gain (T.Palepoi; M.Ingram).	
2-10-SD 13	(11:54) T.Siemian pass short right to D.Booker to SD 10 for 3 yards (J.Perry; J.Brown).	
3-7-SD 10	(11:54) (Shotgun) T.Siemian pass incomplete short left to D.Booker (B.Flowers).	
4-7-SD 10	(11:07) B.McManus 28 yard field goal is GOOD, Center-C.Kreiter, Holder-R.Dixon.	

SD 0 DEN 3, 9 plays, 65 yards, 3:55 drive, 3:55 elapsed

B.McManus kicks 65 yards from DEN 35 to SD 0. G.Whalen to SD 25 for 25 yards (W.Parks).

PENALTY on SD-C.Landrum, Offensive Holding, 10 yards, enforced at SD 25.

San Diego Chargers at 11:05, (1st play from scrimmage 10:56)

1-10-SD 15	(10:56) M.Gordon left tackle pushed ob at SD 20 for 5 yards (C.Harris Jr.).	
2-5-SD 20	(10:25) (Shotgun) P.Rivers pass incomplete short left to Ty.Williams.	
3-5-SD 20	(10:21) (Shotgun) P.Rivers pass short left to T.Benjamin ran ob at SD 38 for 18 yards.	P1
<u>1-10-SD 38</u>	(9:46) P.Rivers pass short right to D.Watt pushed ob at DEN 9 for 53 yards (C.Harris Jr.).	P2
<u>1-9-DEN 9</u>	(8:53) M.Gordon up the middle to DEN 6 for 3 yards (B.Winn).	
2-6-DEN 6	(8:14) M.Gordon left end to DEN 7 for -1 yards (K.Webster, S.Ray).	
3-7-DEN 7	(7:30) (Shotgun) P.Rivers pass short middle to A.Gates for 7 yards, TOUCHDOWN.	P3
J.Lambo extra point is GOOD, Center-M.Windt, Holder-K.Clemens.		

SD 7 DEN 3, 7 plays, 85 yards, 3:41 drive, 7:36 elapsed

J.Lambo kicks 65 yards from SD 35 to end zone, Touchback.

Denver Broncos at 7:24

1-10-DEN 25	(7:24) T.Siemian pass incomplete short right to D.Thomas (K.Emanuel).	
2-10-DEN 25	(7:18) T.Siemian FUMBLES (Aborted) at DEN 18, recovered by DEN-K.Bibbs at DEN 18. K.Bibbs to DEN 24 for 6 yards (J.Brown).	
3-11-DEN 24	(6:39) (Shotgun) T.Siemian pass short middle to J.Norwood to DEN 33 for 9 yards (D.Lowery).	
4-2-DEN 33	(6:06) R.Dixon punts 44 yards to SD 23, Center-C.Kreiter. D.McCluster to SD 27 for 4 yards (D.Watson).	

San Diego Chargers at 5:55

1-10-SD 27	(5:55) M.Gordon up the middle to SD 29 for 2 yards (T.Davis).	
2-8-SD 29	(5:19) P.Rivers pass short right to D.Inman to SD 33 for 4 yards (D.Stewart).	
3-4-SD 33	(4:34) (Shotgun) P.Rivers pass incomplete short right to D.Inman (B.Roby).	
4-4-SD 33	(4:28) D.Kaser punts 62 yards to DEN 5, Center-M.Windt. J.Norwood to DEN 21 for 16 yards (J.Brown).	
<i>PENALTY on DEN-L.Doss, Illegal Block Above the Waist, 5 yards, enforced at DEN 10.</i>		

Denver Broncos at 4:16

1-10-DEN 5	(4:16) D.Booker up the middle to DEN 6 for 1 yard (D.Perryman).	
2-9-DEN 6	(3:40) T.Siemian pass short left to D.Thomas to DEN 7 for 1 yard (C.Hayward).	
<i>Penalty on DEN-E.Sanders, Offensive Pass Interference, declined.</i>		
3-8-DEN 7	(3:14) (Shotgun) T.Siemian pass incomplete short left to D.Thomas (C.Hayward) [J.Bosa].	
4-8-DEN 7	(3:10) R.Dixon punts 44 yards to SD 49, Center-C.Kreiter. D.McCluster to DEN 45 for 6 yards (Z.Anderson).	

San Diego Chargers at 2:59

1-10-DEN 45	(2:59) <i>PENALTY on SD-S.McGrath, False Start, 5 yards, enforced at DEN 45 - No Play.</i>	
1-15-50	(2:59) P.Rivers pass incomplete short left to H.Henry (J.Crick).	
2-15-50	(2:54) (Shotgun) P.Rivers pass incomplete deep left to T.Benjamin.	
3-15-50	(2:49) (Shotgun) P.Rivers sacked at SD 42 for -8 yards (T.Ward).	
4-23-SD 42	(2:14) D.Kaser punts 58 yards to end zone, Center-M.Windt, Touchback.	

Denver Broncos at 2:04

San Diego Chargers vs Denver Broncos at Sports Authority Field at Mile High

- 1-10-DEN 20(2:04) T.Siemian pass incomplete deep right to E.Sanders [M.Ingram].
- 2-10-DEN 20(1:58) T.Siemian pass incomplete short right to B.Fowler.
- 3-10-DEN 20(1:54) (Shotgun) PENALTY on DEN-V.Green, False Start, 5 yards, enforced at DEN 20 - No Play.
- 3-15-DEN 15(1:54) (Shotgun) T.Siemian pass short left to D.Booker to DEN 17 for 2 yards (K.Toomer) [T.Palepoi].
- 4-13-DEN 17(1:17) R.Dixon punts 52 yards to SD 31, Center-C.Kreiter, fair catch by D.McCluster.

San Diego Chargers at 1:10

- 1-10-SD 31(1:10) M.Gordon up the middle to SD 35 for 4 yards (B.Roby; T.Davis).
- 2-6-SD 35(:27) (Shotgun) P.Rivers pass short right to H.Henry to SD 42 for 7 yards (B.Roby).
Penalty on DEN-S.Barrett, Defensive Offside, declined.

END OF QUARTER

	Score	Time Poss	First Downs				Efficiencies	
			R	P	X	T	3 Down	4 Down
San Diego Chargers	7	7:25	0	4	0	4	2/4	0/0
Denver Broncos	3	7:35	0	3	0	3	1/5	0/0

Second Quarter

10/30/2016

Play By Play

San Diego Chargers continued.

- 1-10-SD 42 (15:00) M.Gordon right end pushed ob at SD 42 for no gain (C.Nelson; B.Roby).
- 2-10-SD 42 (14:18) (Shotgun) P.Rivers pass short left to D.McCluster to SD 45 for 3 yards (T.Ward).
Penalty on SD-J.Barksdale, Illegal Formation, declined.
- 3-7-SD 45 (13:51) (Shotgun) P.Rivers pass short right to Ty.Williams to SD 49 for 4 yards (C.Harris Jr., B.Roby).
- 4-3-SD 49 (13:19) D.Kaser punts 51 yards to end zone, Center-M.Windt, Touchback.

Denver Broncos at 13:08

- 1-10-DEN 20 (13:08) D.Booker right tackle to DEN 26 for 6 yards (M.Ingram).
- 2-4-DEN 26 (12:44) D.Booker up the middle to DEN 28 for 2 yards (J.Brown).
PENALTY on DEN-J.Phillips, Offensive Holding, 10 yards, enforced at DEN 26 - No Play.
- 2-14-DEN 16 (12:16) (Shotgun) T.Siemian pass incomplete short right to D.Thomas.
- 3-14-DEN 16 (12:10) (Shotgun) T.Siemian pass incomplete deep middle to E.Sanders (J.Brown).
- 4-14-DEN 16 (12:05) R.Dixon punts 45 yards to SD 39, Center-C.Kreiter, fair catch by D.McCluster.

San Diego Chargers at 11:56

- 1-10-SD 39 (11:56) P.Rivers sacked at SD 38 for -1 yards (V.Miller).
- 2-11-SD 38 (11:12) M.Gordon right guard to SD 41 for 3 yards (D.Wolfe).
- 3-8-SD 41 (10:25) (Shotgun) P.Rivers sacked at SD 33 for -8 yards (D.Ware). FUMBLES (D.Ware), RECOVERED by DEN-C.Nelson at SD 48. C.Nelson pushed ob at SD 22 for 26 yards (P.Rivers).
The Replay Official reviewed the fumble ruling, and the play was REVERSED.
(Shotgun) P.Rivers pass incomplete short left to Ty.Williams (D.Ware).
- 4-8-SD 41 (10:21) D.Kaser punts 41 yards to DEN 18, Center-M.Windt. J.Norwood pushed ob at DEN 33 for 15 yards (J.Perry).
PENALTY on DEN-J.Simmons, Roughing the Kicker, 15 yards, enforced at SD 41 - No Play.
- 1-10-DEN 44 (10:11) (Shotgun) P.Rivers pass short middle to Ty.Williams pushed ob at DEN 28 for 16 yards (L.Doss).
PENALTY on SD-J.Barksdale, Illegal Formation, 5 yards, enforced at DEN 44 - No Play.
- 1-15-DEN 49 (9:40) (Shotgun) *PENALTY on SD-J.Barksdale, False Start, 5 yards, enforced at DEN 49 - No Play.*
- 1-20-SD 46 (9:22) (Shotgun) **P.Rivers pass short middle intended for Ty.Williams INTERCEPTED by B.Roby at SD 49. B.Roby for 49 yards, TOUCHDOWN. Coach Wade Phillips hurt on the play. Game was delayed.**

X5

Denver Broncos at 9:10

B.McManus extra point is GOOD, Center-C.Kreiter, Holder-R.Dixon.

SD 7 DEN 10, 0 plays, 49 yards, 0:00 drive , 5:50 elapsed

B.McManus kicks 64 yards from DEN 35 to SD 1. D.McCluster to SD 18 for 17 yards (J.Taylor; D.Watson).

San Diego Chargers at 9:10, (1st play from scrimmage 9:06)

- 1-10-SD 18 (9:06) P.Rivers pass incomplete short left to Ty.Williams (C.Harris Jr.). SD-Ty.Williams was injured during the play. His return is Probable.
- 2-10-SD 18 (9:01) (Shotgun) P.Rivers pass short left to A.Gates to SD 24 for 6 yards (D.Stewart).
- 3-4-SD 24 (8:17) (Shotgun) P.Rivers pass incomplete deep middle to T.Benjamin.
- 4-4-SD 24 (8:11) D.Kaser punts 54 yards to DEN 22, Center-M.Windt. J.Norwood to DEN 32 for 10 yards (S.McGrath). FUMBLES (S.McGrath), recovered by DEN-J.Taylor at DEN 32. J.Taylor to DEN 32 for no gain (J.Perry).

Denver Broncos at 7:57

- 1-10-DEN 32 (7:57) D.Booker up the middle to DEN 37 for 5 yards (B.Mebane).
- 2-5-DEN 37 (7:23) D.Booker right guard to DEN 40 for 3 yards (B.Mebane).
- 3-2-DEN 40 (6:44) (Shotgun) T.Siemian pass short middle to D.Booker to SD 48 for 12 yards (D.Lowery) [J.Bosa].
- 1-10-SD 48 (6:05) T.Siemian pass deep right to E.Sanders to SD 11 for 37 yards (D.Lowery) [B.Mebane].
Timeout #1 by DEN at 05:23.
- 1-10-SD 11 (5:23) D.Booker right guard to SD 7 for 4 yards (D.Lowery; T.Palepoi).
- 2-6-SD 7 (4:48) T.Siemian pass incomplete short left to V.Green (C.Hayward).
- 3-6-SD 7 (4:43) (Shotgun) T.Siemian sacked at SD 16 for -9 yards (M.Ingram). FUMBLES (M.Ingram) [M.Ingram], RECOVERED by SD-T.Palepoi at SD 16. T.Palepoi to SD 16 for no gain (M.Schofield).

P4

P5

San Diego Chargers at 4:37

- 1-10-SD 16 (4:37) M.Gordon left guard to SD 27 for 11 yards (D.Stewart).
- 1-10-SD 27 (4:01) K.Farrow up the middle to SD 33 for 6 yards (S.Williams).
PENALTY on DEN-S.Williams, Defensive Holding, 5 yards, enforced at SD 33.
- 1-10-SD 38 (3:32) (Shotgun) *PENALTY on DEN-V.Miller, Neutral Zone Infraction, 5 yards, enforced at SD 38 - No Play.*
- 1-5-SD 43 (3:12) M.Gordon left tackle to SD 45 for 2 yards (T.Davis; C.Nelson).
- 2-3-SD 45 (2:29) P.Rivers pass incomplete deep left to A.Gates.

R6

X7

San Diego Chargers vs Denver Broncos at Sports Authority Field at Mile High

3-3-SD 45	(2:22) (Shotgun) P.Rivers pass short right to T.Benjamin to DEN 43 for 12 yards (C.Harris Jr.).	P8
Two-Minute Warning		
<u>1-10-DEN 43</u>	(2:00) P.Rivers pass short right to M.Gordon to DEN 39 for 4 yards (C.Nelson).	
2-6-DEN 39	(1:23) (Shotgun) P.Rivers pass short right to A.Gates pushed ob at DEN 27 for 12 yards (T.Ward).	P9
<u>1-10-DEN 27</u>	(1:17) (Shotgun) P.Rivers pass incomplete deep right to T.Benjamin.	
2-10-DEN 27	(1:11) (Shotgun) P.Rivers pass incomplete short left to M.Gordon (C.Nelson).	
3-10-DEN 27	(1:04) (Shotgun) P.Rivers pass incomplete deep left to T.Benjamin [V.Miller].	
4-10-DEN 27	(:59) J.Lambo 45 yard field goal is No Good, Wide Left, Center-M.Windt, Holder-K.Clemens.	

Denver Broncos at 0:54

1-10-DEN 35	(:54) (Shotgun) T.Siemian pass short left to E.Sanders ran ob at 50 for 15 yards.	P6
<u>1-10-50</u>	(:48) (Shotgun) T.Siemian pass short middle to D.Booker to SD 46 for 4 yards (J.Brown).	
2-6-SD 46	(:27) (No Huddle, Shotgun) T.Siemian pass incomplete short middle to V.Green (K.Toomer).	
3-6-SD 46	(:23) (Shotgun) T.Siemian pass incomplete short middle to J.Norwood.	
	Timeout #2 by DEN at 00:19.	
4-6-SD 46	(:19) (Shotgun) T.Siemian pass incomplete deep right to E.Sanders.	

San Diego Chargers at 0:14

1-10-SD 47	(:14) Change of direction. (Shotgun) P.Rivers pass incomplete short middle to Ty.Williams (D.Wolfe).
2-10-SD 47	(:09) (Shotgun) P.Rivers sacked at SD 44 for -3 yards (J.Crick).

END OF QUARTER

	Score	Time Poss	First Downs				Efficiencies	
			R	P	X	T	3 Down	4 Down
San Diego Chargers	7	9:48	1	2	2	5	1/5	0/0
Denver Broncos	10	5:12	0	3	0	3	1/4	0/1

Third Quarter

10/30/2016

Play By Play

SD elects to Receive, and DEN elects to defend the South goal.

B.McManus kicks 65 yards from DEN 35 to end zone, Touchback.

San Diego Chargers at 15:00

- 1-10-SD 25(15:00) M.Gordon right end to SD 30 for 5 yards (S.Williams; D.Wolfe).
- 2-5-SD 30(14:24) M.Gordon up the middle to SD 32 for 2 yards (V.Miller; D.Wolfe).
- 3-3-SD 32(13:40) (Shotgun) P.Rivers pass short right intended for T.Benjamin INTERCEPTED by D.Stewart (L.Doss) [D.Wolfe] at SD 35. D.Stewart to SD 10 for 25 yards (T.Benjamin).

Denver Broncos at 13:30

- 1-10-SD 10(13:30) D.Booker left tackle pushed ob at SD 3 for 7 yards (J.Brown).
- 2-3-SD 3(12:50) **D.Booker left tackle for 3 yards, TOUCHDOWN.**

R7
- B.McManus extra point is GOOD, Center-C.Kreiter, Holder-R.Dixon.

SD 7 DEN 17, 2 plays, 10 yards, 0:45 drive, 2:15 elapsed

B.McManus kicks 65 yards from DEN 35 to end zone, Touchback.

San Diego Chargers at 12:45

- 1-10-SD 25(12:45) P.Rivers pass incomplete deep right to A.Gates.
- 2-10-SD 25(12:40) (Shotgun) P.Rivers pass short middle intended for G.Whalen INTERCEPTED by T.Ward at SD 30. T.Ward pushed ob at SD 7 for 23 yards (Ty.Williams).

Denver Broncos at 12:30

- 1-7-SD 7(12:30) D.Booker up the middle to SD 11 for -4 yards (J.Brown; D.Lowery).
- 2-11-SD 11(11:52) (Shotgun) T.Siemian pass short right to D.Booker to SD 2 for 9 yards (K.Toomer). FUMBLES (K.Toomer), RECOVERED by SD- J.Brown at SD 2. J.Brown to SD 2 for no gain (V.Green).

San Diego Chargers at 11:44

- 1-10-SD 2(11:44) M.Gordon right guard to SD 14 for 12 yards (T.Davis).

R10
- 1-10-SD 14(11:04) M.Gordon right tackle to SD 13 for -1 yards (D.Wolfe).

PENALTY on SD-H.Henry, Offensive Holding, 7 yards, enforced at SD 14 - No Play.
- 1-17-SD 7(10:44) M.Gordon left tackle to SD 11 for 4 yards (T.Davis; T.Ward).
- 2-13-SD 11(10:03) M.Gordon up the middle to SD 12 for 1 yard (T.Davis).
- 3-12-SD 12(9:18) (Shotgun) P.Rivers pass short left to D.Inman to SD 27 for 15 yards (L.Doss).

P11
- 1-10-SD 27(8:38) P.Rivers pass deep right to D.Inman to DEN 36 for 37 yards (C.Harris Jr.; T.Ward) [A.Gotsis].

P12
- 1-10-DEN 36(7:53) M.Gordon right tackle to DEN 31 for 5 yards (T.Ward; C.Nelson).
- 2-5-DEN 31(7:11) M.Gordon up the middle to DEN 24 for 7 yards (A.Gotsis; T.Davis).

R13
- 1-10-DEN 24(6:29) (Shotgun) M.Gordon up the middle to DEN 22 for 2 yards (B.Winn; S.Barrett).
- 2-8-DEN 22(5:46) P.Rivers pass incomplete short right to D.Inman.
- 3-8-DEN 22(5:43) (Shotgun) P.Rivers pass short middle to A.Gates to DEN 14 for 8 yards (T.Ward) [V.Miller].

P14
- 1-10-DEN 14(4:57) M.Gordon left tackle to DEN 14 for no gain (S.Ray; J.Crick).
- 2-10-DEN 14(4:12) (Shotgun) P.Rivers pass incomplete short middle to A.Gates (T.Davis).
- 3-10-DEN 14(4:09) **(Shotgun) P.Rivers pass short left to T.Benjamin for 14 yards, TOUCHDOWN [D.Wolfe].**

P15
- J.Lambo extra point is Blocked (S.Barrett), Center-M.Windt, Holder-K.Clemens.

SD 13 DEN 17, 13 plays, 98 yards, 7:42 drive, 10:58 elapsed

J.Lambo kicks 65 yards from SD 35 to end zone, Touchback.

Denver Broncos at 4:02, (1st play from scrimmage 4:01)

- 1-10-DEN 25(4:01) T.Siemian pass short right to E.Sanders to DEN 34 for 9 yards (B.Flowers).
- 2-1-DEN 34(3:33) D.Booker right tackle to DEN 34 for no gain (D.Philon).
- 3-1-DEN 34(2:52) D.Booker left end to DEN 38 for 4 yards (A.Phillips).

R8
- 1-10-DEN 38(2:21) T.Siemian pass short middle to V.Green to DEN 46 for 8 yards (J.Brown).
- 2-2-DEN 46(1:47) D.Booker up the middle to SD 48 for 6 yards (J.Brown).

R9
- 1-10-SD 48(1:12) T.Siemian pass incomplete short right to E.Sanders.
- 2-10-SD 48(1:06) (Shotgun) T.Siemian pass short left to V.Green to SD 35 for 13 yards (J.Brown).

P10
- 1-10-SD 35(:28) K.Bibbs left tackle to SD 30 for 5 yards (J.Bosa).

END OF QUARTER

	Score	Time Poss	First Downs				Efficiencies	
			R	P	X	T	3 Down	4 Down
San Diego Chargers	13	9:27	2	4	0	6	3/4	0/0
Denver Broncos	17	5:33	3	1	0	4	1/1	0/0

Fourth Quarter

10/30/2016

Play By Play

Denver Broncos continued.

2-5-SD 30	(15:00) K.Bibbs right tackle to SD 31 for -1 yards (B.Mebane).	
3-6-SD 31	(14:24) (Shotgun) <i>PENALTY on SD-J.Bosa, Neutral Zone Infraction, 5 yards, enforced at SD 31 - No Play.</i>	
3-1-SD 26	(14:02) D.Booker left tackle to SD 8 for 18 yards (D.Lowery).	R11
<u>1-8-SD 8</u>	(13:27) T.Siemian pass incomplete short right.	
2-8-SD 8	(13:21) (Shotgun) T.Siemian pass short middle to E.Sanders to SD 1 for 7 yards (D.Lowery).	
3-1-SD 1	(12:38) 74 (Sambrailo) and 53 (Ferentz) are eligible receivers. J.Thompson up the middle for 1 yard, TOUCHDOWN.	R12
	B.McManus extra point is GOOD, Center-C.Kreiter, Holder-R.Dixon.	

SD 13 DEN 24, 13 plays, 75 yards, 1 penalty, 6:30 drive, 2:28 elapsed

B.McManus kicks 65 yards from DEN 35 to end zone, Touchback.

San Diego Chargers at 12:32

1-10-SD 25	(12:32) (Shotgun) M.Gordon up the middle to SD 26 for 1 yard (V.Miller).	
2-9-SD 26	(11:53) M.Gordon right tackle to SD 46 for 20 yards (B.Roby).	R16
<u>1-10-SD 46</u>	(11:16) K.Farrow right tackle to SD 47 for 1 yard (B.Winn).	
2-9-SD 47	(10:31) (Shotgun) P.Rivers pass incomplete short left to T.Benjamin.	
3-9-SD 47	(10:28) (Shotgun) P.Rivers sacked at SD 38 for -9 yards (J.Simmons).	
4-18-SD 38	(9:51) D.Kaser punts 60 yards to DEN 2, Center-M.Windt, downed by SD-D.Stuckey.	

Denver Broncos at 9:43

1-10-DEN 2	(9:43) D.Booker right tackle to DEN 1 for -1 yards (B.Mebane). <i>Penalty on DEN-M.Schofield, Offensive Holding, declined.</i>	
2-11-DEN 1	(9:12) T.Siemian pass short right to D.Thomas pushed ob at DEN 15 for 14 yards (C.Hayward).	P13
<u>1-10-DEN 15</u>	(8:54) D.Booker right tackle to DEN 16 for 1 yard (K.Toomer).	
2-9-DEN 16	(8:14) T.Siemian pass incomplete short left to E.Sanders.	
3-9-DEN 16	(8:10) (Shotgun) T.Siemian pass short left intended for J.Norwood INTERCEPTED by C.Hayward at DEN 24. C.Hayward for 24 yards, TOUCHDOWN.	

San Diego Chargers at 8:02

(Pass formation) TWO-POINT CONVERSION ATTEMPT. P.Rivers pass to M.Gordon is complete. ATTEMPT SUCCEEDS.
PENALTY on SD-A.Gates, Offensive Pass Interference, 10 yards, enforced at DEN 2 - No Play.

San Diego Chargers at 8:02

(Pass formation) TWO-POINT CONVERSION ATTEMPT. P.Rivers pass to H.Henry is incomplete. ATTEMPT FAILS.

SD 19 DEN 24, 0 plays, 24 yards, 0:00 drive , 6:58 elapsed

J.Lambo kicks 65 yards from SD 35 to end zone, Touchback.

Denver Broncos at 8:02

1-10-DEN 25	(8:02) T.Siemian pass deep middle to V.Green to SD 44 for 31 yards (D.Lowery).	P14
<u>1-10-SD 44</u>	(7:21) T.Siemian pass deep left to D.Thomas ran ob at SD 4 for 40 yards.	P15
<u>1-4-SD 4</u>	(6:52) D.Booker left tackle to SD 2 for 2 yards (B.Mebane; K.Toomer).	
2-2-SD 2	(6:07) 74 (Sambrailo) reported as eligible receiver D.Booker right tackle to SD 4 for -2 yards (J.Bosa).	
3-4-SD 4	(5:27) (Shotgun) T.Siemian pass incomplete short left to E.Sanders.	
4-4-SD 4	(5:24) B.McManus 22 yard field goal is GOOD, Center-C.Kreiter, Holder-R.Dixon.	

SD 19 DEN 27, 6 plays, 71 yards, 2:43 drive, 9:41 elapsed

B.McManus kicks 65 yards from DEN 35 to end zone, Touchback.

San Diego Chargers at 5:19

1-10-SD 25	(5:19) P.Rivers pass incomplete short right to A.Gates [S.Ray].	
2-10-SD 25	(5:14) (Shotgun) <i>PENALTY on SD-J.Barksdale, False Start, 5 yards, enforced at SD 25 - No Play.</i>	
2-15-SD 20	(5:14) (Shotgun) P.Rivers pass short right to D.Inman pushed ob at SD 36 for 16 yards (B.Roby).	P17
<u>1-10-SD 36</u>	(4:40) P.Rivers pass short left to M.Gordon pushed ob at DEN 34 for 30 yards (T.Ward).	P18
<u>1-10-DEN 34</u>	(4:31) M.Gordon up the middle pushed ob at DEN 17 for 17 yards (C.Harris Jr.).	R19
<u>1-10-DEN 17</u>	(4:24) K.Farrow up the middle to DEN 12 for 5 yards (T.Ward).	
2-5-DEN 12	(3:46) M.Gordon up the middle to DEN 9 for 3 yards (B.Winn; T.Davis).	
3-2-DEN 9	(3:00) (Shotgun) P.Rivers pass short middle to H.Henry to DEN 2 for 7 yards (W.Parks) [T.Ward].	P20
	<i>Penalty on DEN-D.Ware, Defensive Offside, declined.</i>	

San Diego Chargers vs Denver Broncos at Sports Authority Field at Mile High

- 1-2-DEN 2 (2:54) (Shotgun) P.Rivers pass incomplete short middle.
- 2-2-DEN 2 (2:51) (Shotgun) P.Rivers pass incomplete short right.
- 3-2-DEN 2 (2:45) (Shotgun) P.Rivers pass incomplete short right to A.Gates.
- 4-2-DEN 2 (2:40) (Shotgun) P.Rivers pass incomplete short left to H.Henry (L.Doss).

Denver Broncos at 2:36

- 1-10-DEN 2 (2:36) D.Booker up the middle to DEN 1 for -1 yards (K.Emanuel).
Timeout #1 by SD at 02:31.
Timeout #1 by DEN at 02:31.
- 2-11-DEN 1 (2:31) D.Booker up the middle to DEN 3 for 2 yards (K.Emanuel).
Penalty on DEN-R.Okung, Offensive Holding, declined.
Timeout #2 by SD at 02:26.
- 3-9-DEN 3 (2:26) (Shotgun) T.Siemian pass incomplete deep left to D.Thomas.
- 4-9-DEN 3 (2:19) R.Dixon punts 68 yards to SD 29, Center-C.Kreiter. D.McCluster to SD 33 for 4 yards (Z.Anderson, D.Watson).

San Diego Chargers at 2:08

- 1-10-SD 33 (2:08) (Shotgun) M.Gordon up the middle to SD 36 for 3 yards (T.Ward).

Two-Minute Warning

- 2-7-SD 36 (2:00) (Shotgun) P.Rivers pass short right to M.Gordon to SD 45 for 9 yards (B.Roby).
- 1-10-SD 45 (1:32) (Shotgun) P.Rivers pass incomplete short right to M.Gordon.
- 2-10-SD 45 (1:28) (Shotgun) P.Rivers pass incomplete short left to D.Inman (J.Crick).
- 3-10-SD 45 (1:25) (Shotgun) P.Rivers pass short right to M.Gordon to SD 46 for 1 yard (V.Miller; C.Nelson) [D.Ware].
- 4-9-SD 46 (1:16) (Shotgun) P.Rivers pass incomplete short right to M.Gordon [D.Wolfe].

Denver Broncos at 1:12

- 1-10-SD 46 (1:12) T.Siemian kneels to SD 47 for -1 yards.
- 2-11-SD 47 (:36) T.Siemian kneels to SD 48 for -1 yards.

END OF QUARTER

	Score	Time	First Downs				Efficiencies	
		Poss	R	P	X	T	3 Down	4 Down
San Diego Chargers	19	6:28	2	4	0	6	1/4	0/2
Denver Broncos	27	8:32	2	3	0	5	2/5	0/0

Miscellaneous Statistics Report

San Diego Chargers vs Denver Broncos
10/30/2016 at Sports Authority Field at Mile High

Ten Longest Plays for San Diego Chargers

Yards	Qtr	Play Start	Play Description
53	1	1-10-SD 38	(9:46) P.Rivers pass short right to D.Watt pushed ob at DEN 9 for 53 yards (C.Harris Jr.).
37	3	1-10-SD 27	(8:38) P.Rivers pass deep right to D.Inman to DEN 36 for 37 yards (C.Harris Jr.; T.Ward) [A.Gotsis].
30	4	1-10-SD 36	(4:40) P.Rivers pass short left to M.Gordon pushed ob at DEN 34 for 30 yards (T.Ward).
20	4	2-9-SD 26	(11:53) M.Gordon right tackle to SD 46 for 20 yards (B.Roby).
18	1	3-5-SD 20	(10:21) (Shotgun) P.Rivers pass short left to T.Benjamin ran ob at SD 38 for 18 yards.
17	4	1-10-DEN 34	(4:31) M.Gordon up the middle pushed ob at DEN 17 for 17 yards (C.Harris Jr.).
16	4	2-15-SD 20	(5:14) (Shotgun) P.Rivers pass short right to D.Inman pushed ob at SD 36 for 16 yards (B.Roby).
15	3	3-12-SD 12	(9:18) (Shotgun) P.Rivers pass short left to D.Inman to SD 27 for 15 yards (L.Doss).
14	3	3-10-DEN 14	(4:09) (Shotgun) P.Rivers pass short left to T.Benjamin for 14 yards, TOUCHDOWN [D.Wolfe].
12	2	3-3-SD 45	(2:22) (Shotgun) P.Rivers pass short right to T.Benjamin to DEN 43 for 12 yards (C.Harris Jr.).

Ten Longest Plays for Denver Broncos

Yards	Qtr	Play Start	Play Description
40	4	1-10-SD 44	(7:21) T.Siemian pass deep left to D.Thomas ran ob at SD 4 for 40 yards.
37	2	1-10-SD 48	(6:05) T.Siemian pass deep right to E.Sanders to SD 11 for 37 yards (D.Lowery) [B.Mebane].
35	1	3-7-DEN 28	(14:09) (Shotgun) T.Siemian pass short middle to J.Taylor to SD 37 for 35 yards (A.Phillips) [J.Bosa].
31	4	1-10-DEN 25	(8:02) T.Siemian pass deep middle to V.Green to SD 44 for 31 yards (D.Lowery).
18	4	3-1-SD 26	(14:02) D.Booker left tackle to SD 8 for 18 yards (D.Lowery).
15	2	1-10-DEN 35	(:54) (Shotgun) T.Siemian pass short left to E.Sanders ran ob at 50 for 15 yards.
14	4	2-11-DEN 1	(9:12) T.Siemian pass short right to D.Thomas pushed ob at DEN 15 for 14 yards (C.Hayward).
13	1	1-10-SD 26	(12:58) T.Siemian pass short middle to D.Thomas to SD 13 for 13 yards (A.Phillips).
13	3	2-10-SD 48	(1:06) (Shotgun) T.Siemian pass short left to V.Green to SD 35 for 13 yards (J.Brown).
12	2	3-2-DEN 40	(6:44) (Shotgun) T.Siemian pass short middle to D.Booker to SD 48 for 12 yards (D.Lowery) [J.Bosa].

Touchdown Scoring Information

		Offense	Defense	Special Teams
VISITOR	San Diego Chargers	2	1	0
HOME	Denver Broncos	2	1	0

Player Scoring Information

Club	Player	TD	Rush TD	Rec TD	KO TD	Punt TD	Int TD	Fum TD	Misc TD	FG	XP	2Pt Rush	2Pt Rec	Sfty	Points
SD	T.Benjamin	0	0	1	0	0	0	0	0	0	0	0	0	0	6
SD	A.Gates	0	0	1	0	0	0	0	0	0	0	0	0	0	6
SD	C.Hayward	0	0	0	0	0	1	0	0	0	0	0	0	0	6
SD	J.Lambo	0	0	0	0	0	0	0	0	0	1	0	0	0	1
DEN	B.McManus	0	0	0	0	0	0	0	0	2	3	0	0	0	9
DEN	J.Thompson	0	1	0	0	0	0	0	0	0	0	0	0	0	6
DEN	D.Booker	0	1	0	0	0	0	0	0	0	0	0	0	0	6
DEN	B.Roby	0	0	0	0	0	1	0	0	0	0	0	0	0	6

Possession Detail

	First Half		Second Half		Game	
	Visitor	Home	Visitor	Home	Visitor	Home
Largest Lead	4	3	0	11	4	11
Drives Leading	4	2	0	7	4	9
Time of Possession Leading	8:22	4:00	0:00	14:05	8:22	18:05
Largest Deficit	-3	-4	-11	0	-11	-4
Drives Trailing	4	4	6	0	10	4
Time of Possession Trailing	8:51	4:52	15:55	0:00	24:46	4:52
Times Score Tied Up		0		0		0
Lead Changes		3		0		3

Playtime Percentage

Percent of playtime per player on offense, defense and special teams

San Diego Chargers

Denver Broncos

		Offense		Defense		Special Teams				Offense		Defense		Special Teams	
D Fluker	G	81	100%			3	10%	D Stephenson	T	65	100%			5	17%
O Franklin	G	81	100%			3	10%	R Okung	T	65	100%			5	17%
M Slauson	C	81	100%			3	10%	M Schofield	T	65	100%			5	17%
P Rivers	QB	81	100%					M Paradis	C	65	100%			5	17%
D Inman	WR	79	98%			1	3%	M Garcia	G	65	100%			5	17%
J Barksdale	T	74	91%			1	3%	T Siemian	QB	65	100%				
K Dunlap	T	72	89%			2	7%	E Sanders	WR	58	89%				
M Gordon	RB	65	80%					D Thomas	WR	56	86%				
T Williams	WR	59	73%					D Booker	RB	54	83%				
A Gates	TE	55	68%					V Green	TE	48	74%			5	17%
H Henry	TE	45	56%			3	10%	A Janovich	FB	27	42%			15	52%
T Benjamin	WR	38	47%					J Phillips	TE	16	25%			9	31%
S McGrath	TE	32	40%			17	59%	J Norwood	WR	15	23%			10	34%
D Watt	FB	17	21%			20	69%	J Heuerman	TE	14	22%				
C Hairston	T	16	20%			3	10%	J Taylor	WR	13	20%			13	45%
K Farrow	RB	8	10%			4	14%	B Fowler	WR	12	18%			18	62%
G Whalen	WR	4	5%			15	52%	K Bibbs	RB	8	12%			17	59%
D McCluster	RB	3	4%			11	38%	T Sambrailo	T	2	3%				
C Hayward	CB			64	98%	1	3%	J Thompson	RB	1	2%			15	52%
D Lowery	FS			64	98%	1	3%	J Ferentz	C	1	2%				
B Flowers	CB			63	97%			D Stewart	FS			81	100%	3	10%
M Ingram	LB			62	95%	4	14%	T Ward	SS			81	100%		
A Phillips	SS			60	92%	9	31%	B Roby	CB			80	99%	3	10%
J Bosa	DE			55	85%	5	17%	C Harris	CB			79	98%		
C Liuget	DT			51	78%	5	17%	C Nelson	LB			77	95%	10	34%
J Brown	LB			50	77%	5	17%	J Crick	DE			71	88%	5	17%
B Mebane	NT			39	60%			V Miller	LB			66	81%		
K Emanuel	LB			36	55%	22	76%	D Wolfe	DE			59	73%	1	3%
J Perry	LB			35	54%	21	72%	T Davis	LB			43	53%	5	17%
K Toomer	LB			32	49%	20	69%	S Ray	LB			41	51%		
T Palepoi	DT			30	46%	7	24%	L Doss	CB			40	49%	14	48%
S Williams	CB			22	34%	13	45%	S Williams	NT			30	37%	5	17%
D Square	NT			13	20%	5	17%	S Barrett	LB			29	36%	14	48%
T Williams	LB			10	15%	16	55%	B Winn	DE			28	35%	9	31%
D Philon	DE			10	15%			D Ware	LB			26	32%		
D McCoil	FS			8	12%	6	21%	W Parks	SS			25	31%	24	83%
D Perryman	LB			8	12%			J Simmons	FS			17	21%	22	76%
D Stuckey	FS			2	3%	26	90%	D Kilgo	NT			8	10%		
C Landrum	LB			1	2%	13	45%	A Gotsis	DE			5	6%		
T Williams	CB					26	90%	K Webster	CB			4	5%	3	10%
M Windt	LS					9	31%	Z Anderson	LB			1	1%	19	66%
J Lambo	K					7	24%	D Watson	LB					24	83%
D Kaser	P					6	21%	B McManus	K					11	38%
S Pulley	C					3	10%	C Kreiter	LS					10	34%
K Clemens	QB					3	10%	R Dixon	P					10	34%