



PACKERS



RAIDERS

Packers Weekly Media Information Packet

GREEN BAY PACKERS **VS** OAKLAND RAIDERS

Sunday, December 20, 2015 @ 3:05 p.m. CST • O.co Coliseum



THE DOPE SHEET

OFFICIAL PROGRAM AND PUBLICATION, ACME-PACKERS FOOTBALL TEAM.

Packers Public Relations • Lambeau Field Atrium • 1265 Lombardi Avenue • Green Bay, WI 54304 • 920/569-7500 • 920/569-7201 fax
Jason Wahlers, Aaron Popkey, Sarah Quick, Tom Fanning, Nathan LoCascio

VOL. XVII; NO. 21

GREEN BAY, DEC. 15, 2015

WEEK 15

GREEN BAY (9-4) AT OAKLAND (6-7)

Sunday, Dec. 20 • O.co Coliseum • 3:05 p.m. CST

PACKERS TRAVEL WEST TO TAKE ON THE RAIDERS

The Green Bay Packers return to the road for a matchup in Oakland against the Raiders.

- The Packers recorded the 750th total victory in franchise history last week (750-565-37), joining the Chicago Bears (757-571-42) as the only teams in NFL history to reach 750 total wins.
- Green Bay has won three of its last four games, including two road contests.
- The Packers have won six consecutive games against the Raiders, including two on the road. In those six games, Green Bay has outscored the Raiders, 210-70, scoring 28-plus points in each contest (29, 28, 28, 41, 38, 46).
- Green Bay is playing Raiders in Oakland for only the third time in franchise history. The Packers' first trip came in 1972, a 20-14 Raiders victory. Green Bay last played at the Raiders in 2003, winning 41-7.
- Since 1990, the Packers are 10-2 during the regular season in California (49ers / Raiders / Chargers / Rams), including 3-1 under McCarthy. This is the second game Green Bay will play in California this season, previously beating the San Francisco 49ers, 17-3, in Week 4.
- Sunday will be the second of two games this season against a franchise the Packers faced in the Super Bowl. In Week 3, Green Bay beat Kansas City, 38-28, at home in a rematch of Super Bowl I. This week the Packers play the Raiders, who they faced in Super Bowl II.
- Green Bay stays on the road for a game at the Arizona Cardinals in Week 16. The Packers have won seven of the last eight regular-season matchups against the Cardinals, including each of the past three.



ON THE ROAD

- Dating back to 2014, the Packers have won five of their last seven road games during the regular season.
- With a 4-2 road record so far this season, Green Bay has secured at least a .500 record away from Lambeau Field for the eighth time in 10 regular seasons under Head Coach **Mike McCarthy**.
- A win would give the Packers five-plus regular-season road wins for the fifth time since 2006 (7-1 in 2011 / 6-2 in 2007 / 5-3 in 2006 and 2009).
- Green Bay is 44-34 in regular-season away games during the McCarthy era. Its .564 road winning percentage since 2006 ranks No. 2 in the NFC and No. 4 in the NFL over that span (New England: 55-23, .705 / Dallas and Indianapolis: 45-34, .570).
- The defense has played a key role in the Packers' success on the road this season, ranking No. 3 in the NFL by allowing just 16.7 points per game.
- Green Bay's offense has only turned the ball over three times in road games this season, the fewest in the NFL.
- Dating back to 2008 when he became the starter, QB **Aaron Rodgers** has recorded a passer rating of 100.2 in regular-season road games, No. 1 in the NFL over that span (min. 200 pass att.).

WITH THE CALL

FOX Sports, now in its 22nd season as an NFL network television partner, will broadcast the game to a regional audience.



- Play-by-play man **Chris Myers** joins color commentator **Ronde Barber** and sideline reporter **Jennifer Hale**.
- Milwaukee's WTMJ (620 AM), airing Green Bay games since November 1929, heads up the Packers Radio Network that is made up of 50 stations in five states. **Wayne Larrivee** (play-by-play) and two-time Packers Pro Bowler **Larry McCarren** (color) call the action. McCarren first joined the team's broadcasts in 1995 and enters his 21st season calling Packers' games. McCarren has four times been voted Wisconsin Sportscaster of the Year by the National Sportscasters and Sportswriters Association. After originally being paired together in 1999, McCarren and Larrivee enter their 17th season of broadcasts together.
- The broadcast is also available on Sirius Satellite Radio (WTMJ feed).
- DIRECTV subscribers can watch the game on channel 713.

REGULAR SEASON

Date	Opponent	Time (CT)	TV
Sun., Sept. 13	at Chicago BearsW, 31-23	62,442
Sun., Sept. 20	SEATTLE SEAHAWKSW, 27-17	78,433
Mon., Sept. 28	KANSAS CITY CHIEFS (Gold Pkg.) . . .W,	38-28	78,214
Sun., Oct. 4	at San Francisco 49ersW, 17-3	70,799
Sun., Oct. 11	ST. LOUIS RAMSW, 24-10	78,432
Sun., Oct. 18	SAN DIEGO CHARGERSW, 27-20	78,434
Sun., Oct. 25	BYE		
Sun., Nov. 1	at Denver Broncos.	L, 10-29	77,075
Sun., Nov. 8	at Carolina Panthers	L, 29-37	74,461
Sun., Nov. 15	DETROIT LIONS (Gold Pkg.)	L, 16-18	78,526
Sun., Nov. 22	at Minnesota Vikings.W, 30-13	52,529
Thu., Nov. 26	CHICAGO BEARS.	L, 13-17	78,488
Thu., Dec. 3	at Detroit LionsW, 27-23	63,207
Sun., Dec. 13	DALLAS COWBOYS.W, 28-7	78,369
Sun., Dec. 20	at Oakland Raiders	3:05 p.m.	FOX
Sun., Dec. 27	at Arizona Cardinals.	3:25 p.m.	FOX
Sun., Jan. 3	MINNESOTA VIKINGS.	*12 p.m.	FOX

*—Start time and broadcast may shift due to NFL flexible scheduling

NFL POSTSEASON DATES

Jan. 9-10 AFC and NFC Wild Card Playoffs
Jan. 16-17 AFC and NFC Divisional Playoffs
Jan. 24 AFC and NFC Championship Games
Jan. 31 Pro Bowl, Aloha Stadium, Honolulu, Hawaii
Feb. 7 Super Bowl 50, Levi's Stadium, Santa Clara, California





PACKERS AT RAIDERS - WEEK 15

FACING THE AFC

The Green Bay Packers have played well against AFC teams. Under Head Coach **Mike McCarthy**, the Packers are 24-16 during the regular and postseason against teams from the AFC, including a 5-2 mark against the AFC since the start of last season. Green Bay's 24 wins are tied for the most among NFC teams since 2006 (Chicago).

- Dating back to 2006, Green Bay's .600 winning percentage (including the postseason) against teams from the AFC is **No. 2 among NFC teams**:

Team	Record vs. AFC (2006-15)	Pct.
1. Dallas	23-15	.605
2. Green Bay	24-16	.600
3. Philadelphia	23-16-1	.588
4. Chicago	24-17	.585
5. Atlanta	22-17	.564
6. New Orleans	22-18	.550

- Under McCarthy, in the 40 regular and postseason games against the AFC, the Packers:

- Scored over 30 points 19 times, including in 11 of the last 20 games
- Registered at least 350 total net yards 28 times, including in 15 of the last 19 matchups
- Tallied over 400 total net yards 13 times, including 448 in a victory over Kansas City this season
- Rushed for over 100 net yards 25 times, including in 10 of the last 12 contests
- Possessed the ball for 30-plus minutes in eight of the last 12 games
- Turned the ball over one or fewer times in 29 matchups
- Won 14 of the last 20 games
- Recorded 13 wins in the 16 games they have held the opponent to 20 points or less
- Tallied at least one interception in 28 games, including multiple interceptions 16 times

- Green Bay has a point differential of plus-210 against AFC teams since 2006 to rank **No. 1 in the NFC** (including the postseason):

NFC Team	Point Differential vs. AFC
1. Green Bay	+210
2. Dallas	+187
3. Atlanta	+130
4. New Orleans	+120
5. Chicago	+75
6. Philadelphia	+62

- Below is where the Packers offense ranks in the league against AFC opponents during the regular season since 2006:

Offense		NFL Rank
Yds/Cmp	12.74	1st
YAC/Rec	6.4	1st
Fewest INTs Thrown	24	T-1st
TD/INT Ratio	3.33	2nd
Passer Rating	96.2	3rd
Pass Yds/Att	7.65	4th
Net Pass Yds/G	254.4	6th

GREEN BAY IN DECEMBER

Dating back to 2014, Green Bay has won five of the six games it has played in December, including two this season.

- Under Head Coach Mike McCarthy, the Packers are 28-12 (.700) in the month of December, **No. 3 in the NFL**:

Team	Record in December (2006-15)	Pct.
1. New England	36-6	.857
2. San Diego	31-11	.738
3. Green Bay	28-12	.700
4t. Carolina	29-13	.690
4t. Indianapolis	29-13	.690
4t. Philadelphia	29-13	.690

- The Packers have won four of their last five road games in the month of December.

- QB **Aaron Rodgers** has played 27 total games in the month of December, recording a passer rating of 103.9, **No. 3 in the NFL** (min. 234 att.) since 2008:

Player	Dec. Passer Rating (Since 2008)
1. Russell Wilson, SEA	107.6
2. Peyton Manning, IND/DEN	104.9
3. Aaron Rodgers, GB	103.9
4. Tony Romo, DAL	101.5
5. Drew Brees, NO	100.6
6. Cam Newton, CAR	99.2
7. Philip Rivers, SD	96.1

- Since entering the league in 2013, RB **Eddie Lacy** has totaled 853 rushing yards in the month of December, ranking **No. 4 in the NFL** over that span:

Player	Dec. Rushing Yards (Since 2013)
1. LeSean McCoy, PHI/BUF	1,085
2. DeMarco Murray, DAL/PHI	900
3. Lamar Miller, MIA	862
4. Eddie Lacy, GB	853
5. Frank Gore, SF/IND	848

- As a team, the Packers have averaged 31.5 rushing attempts per game and 148.0 rushing yards per game in the month of December since 2013, both ranked **No. 4 in the NFL** over that span.

- Lacy is **tied for No. 2 in the NFL** with 10 overall touchdowns in the month of December since 2013:

Player	Dec. Touchdowns (Since 2013)
1. Jamaal Charles, KC	11
2t. Eddie Lacy, GB	10
2t. Odell Beckham Jr., NYG	10
2t. Dez Bryant, DAL	10
2t. Eric Decker, DEN/NYJ	10

- Dating back to 2014, WR **Randall Cobb** ranks **No. 5 in the NFL** with 38 receptions in the month of December.



PACKERS AT RAIDERS - WEEK 15

STAT OF THE WEEK

- ▶ Green Bay's running game fueled the 28-7 victory over the Dallas Cowboys in Week 14. The Packers rushed for 230 yards on 44 carries (5.2 avg.), their most rushing yards in a regular-season game since Nov. 29, 2004, vs. St. Louis (231 yards on 28 carries).
- ▶ The Packers posted a 37:48 time of possession, a season high and the best since Week 16 last season at Tampa Bay (38:38). Green Bay's 29 first downs (15 rushing) were the most since recording 30 vs. Minnesota on Nov. 24, 2013 (OT).
- ▶ RB **Eddie Lacy** recorded a season-high 124 rushing yards on 24 carries (5.2 avg.) and one touchdown to go with one reception for 24 yards. It was the fourth-highest rushing total of his career. Dating back to 2010, Lacy has five of the top six single-game rushing totals by Packers players during the regular season.
- ▶ Lacy also matched career highs by rushing for nine first downs (at MIN, Nov. 23, 2014) and recording five runs of 10-plus yards (at DAL, Dec. 15, 2013 / vs. MIN, Oct. 2, 2014).
- ▶ RB **James Starks** racked up 71 rushing yards on 11 carries (6.5 avg.) and one rushing touchdown to go with 32 yards on four receptions (8.0) and one receiving touchdown. Starks' 71 rushing yards were his third-highest single-game total this season.
- ▶ Lacy and Starks combined for 251 yards from scrimmage on 40 touches (6.3 avg.) with three touchdowns.

WHAT TO LOOK FOR

- ▶ If Green Bay wins it would clinch their seventh consecutive playoff berth, a franchise record.
- ▶ If the Packers win, it will mark the seventh time under Head Coach **Mike McCarthy** that Green Bay has won 10 or more regular-season games (2014, 2012, 2011, 2010, 2009, 2007), passing Curly Lambeau (six) for most 10-win seasons by a Green Bay head coach since they joined the NFL in 1921.
- ▶ Green Bay has posted eight zero-turnover games this season, tied for No. 1 (2009) in franchise history (since 1933).
- ▶ Dating back to 1963, the Packers' three six-plus sack games ties a single-season franchise record (1966, 1978, 1991).
- ▶ The Packers have won eight of the last 10 games they have played in the month of December, including four a row.

OFFENSE

- ▶ If QB **Aaron Rodgers** throws for 300-plus yards, it will be the 44th 300-yard passing game of his career during the regular season.
- ▶ Rodgers looks to throw for multiple touchdowns for the 11th time this season. It would mark the fourth time in his career he has recorded 11 or more games with multiple touchdowns in a single regular season (14 in 2011 / 11 in 2012 and 2014).
- ▶ Rodgers is two touchdowns away from his fifth season with 30-plus passing touchdowns. He ranks second in team history behind Brett Favre's eight. Rodgers' four 30-plus passing touchdown seasons since 2009 are the fourth most in the NFL over that time span (NE Tom Brady and IND/DEN Peyton Manning, five / NO Drew Brees, six)
- ▶ Rodgers ranks No. 2 in the NFL with seven games this season with two-plus touchdown passes and zero INTs (New England QB Tom Brady, eight).
- ▶ Dating back to 2014, Rodgers has not thrown an interception in 22 of the last 29 regular-season games, including 11 of the last 15. The Packers are 19-3 in those games.
- ▶ Since the start of the 2014 season, Rodgers has thrown 66 touchdowns and 10 interceptions.
- ▶ WR **Randall Cobb** needs one catch to extend his streak of consecutive regular-season games with a reception to 54, the fifth-longest streak in franchise history. He trails WR James Lofton (58, 1979-83) for fourth place in team history.

- ▶ WR **James Jones** is 35 yards away from becoming the 12th player in franchise history to reach 5,000 career receiving yards as a Packer.
- ▶ TE **Richard Rodgers** has five touchdowns in the last six games, tied for the fifth most in the NFL since Week 9.
- ▶ RB **Eddie Lacy** has three 100-yard rushing games in the past four weeks.
- ▶ Lacy's 333 rushing yards since Week 11 are the fourth most in the NFL over that span.
- ▶ Lacy is one 100-yard rushing game away from tying his single-season career high of four (2013).
- ▶ RB **James Starks** has set new career bests in receptions (39), receiving yards (369) and receiving touchdowns (three) this season.
- ▶ Starks has recorded 100-plus yards from scrimmage four times this season, including 103 yards in the Week 14 win over Dallas. His 884 yards from scrimmage are a new career high, surpassing the 794 yards in 2011.
- ▶ Starks is 64 yards away from surpassing his single-season career high of 578 rushing yards from 2011.

DEFENSE

- ▶ Over the last five games, S **Ha Ha Clinton-Dix** has 43 tackles (37 solo), an interception and two sacks.
- ▶ LB **Clay Matthews** has 13 career games with two or more sacks. He is one shy of tying Tim Harris (14, 1986-90) for No. 3 in team history (Reggie White, 16; Kabeer Gbaja-Biamila, 15).
- ▶ LB **Julius Peppers** leads the team with 7.0 sacks this season. Dating back to last season (including playoffs), Peppers has 11.5 sacks in the last 16 games.
- ▶ Peppers needs a half a sack to pass New York Giants LB Lawrence Taylor and San Diego/St. Louis/Kansas City DE Leslie O'Neal (132.5) for 12th most in NFL history (since 1982).
- ▶ In Week 13 at Detroit, LB **Jake Ryan** started the first game of his career and led the Packers in both total tackles (nine) and solo tackles (eight) while also registering the first fumble recovery of his career. He started his second career game last week versus Dallas and finished second on the team in tackles with six.

Special Teams

- ▶ K **Mason Crosby** is 11 points shy of 100 for the season, which would mark his ninth 100-point season and pass K Ryan Longwell for the franchise record.
- ▶ Over the last two weeks, P **Tim Masthay** became the first Packers punter to post a net average of 44-plus yards (min. four punts) in back-to-back games since net punting average was first tracked in 1976 (according to the Elias Sports Bureau).

2015 HONOR ROLL

QB Aaron Rodgers

- NFC Offensive Player of the Week – Week 3 (vs. Kansas City)
- Ranks first in franchise history with 13 Player of the Week Awards, passing Brett Favre (12).
- Leads the league with the most Player of the Week Awards since 2010 (13).
- Named Player of the Week for the sixth consecutive season.

K Mason Crosby

- NFC Special Teams Player of the Week – Week 11 (at Minnesota)
- Sixth career Player of the Week Award, the most in franchise history.
- First since 2013 (Week 5).

CB Damarious Randall

- NFL Defensive Rookie of the Month for November (Oct. 29 - Nov. 30).
- Joined CB **Casey Hayward** (October 2012) as the only Packers defensive backs to be named Defensive Rookie of the Month.
- Is the first Packers player to win a Rookie of the Month Award since RB **Eddie Lacy** (Offense, October 2013).



THE DOPE ON THIS WEEK'S OPPONENT:

Packers vs. Raiders:

Regular season, all-time:

6-5

All-time, at Oakland:

2-2

Streaks: The Packers have won each of the last six regular-season meetings.

Last meeting, regular season:

Dec. 11, 2011, at Lambeau Field; Packers won, 46-16



COACHES CAPSULES

Mike McCarthy: 110-59-1, .647, (incl. 7-6 postseason); 10th NFL season

Jack Del Rio: 75-80, .484, (incl. 1-2 postseason); 10th NFL season

Head to Head: Del Rio 1-0

vs. Opponent: McCarthy 2-0 vs. Raiders; Del Rio 2-0 vs. Packers

MIKE MCCARTHY...Is in his 10th year as the Packers' 14th head coach.

- Joined Vince Lombardi and Mike Holmgren as the only coaches to guide the Packers to a Super Bowl title with a win over Pittsburgh in Super Bowl XLV.
- Led the Packers to their sixth consecutive playoff appearance last season, joining New England as the only two NFL teams to do so over that span. Has also led the team to seven playoff appearances in the last eight years (2007, 2009-14).
- Has guided the Packers to top-10 finishes in scoring each of the past eight seasons (2007-14), joining the Patriots as the only other team to accomplish the feat; Packers finished first overall in scoring in 2014.
- His .657 winning percentage during the regular season (102-53-1) is ranked third among active NFL coaches (min. 50 games).
- Was named Packers head coach on Jan. 12, 2006, his first head-coaching job after 13 years as an NFL assistant.

JACK DEL RIO...Is in his first year as the Raiders' 19th head coach.

- Served as the defensive coordinator for the Denver Broncos the past three seasons (2012-2014), helping earn three straight AFC West titles, an AFC Championship and an appearance in Super Bowl XLVII.
- Prior to Denver, he served as head coach in Jacksonville (2003-2011) and led the Jaguars to two playoff appearances in 2005 and 2007, including the team's first postseason win in eight seasons with a 31-29 road victory against the Steelers in the 2007 AFC Wild Card Game.
- While in Jacksonville, the club ranked sixth in the NFL in yards per game allowed (317.3) and eighth in points per game allowed (20.3).
- Led defenses that have ranked in the top six in the NFL in yards per game allowed in 10 of his 17 seasons as a position coach, coordinator or head coach. During that time, he has coached 18 players to a total of 27 Pro Bowl selections.
- Selected in the third round (68th overall) of the 1985 NFL Draft by New Orleans and went on to play 11 seasons as an NFL linebacker.

THE PACKERS-RAIDERS SERIES

These clubs first met in Super Bowl II, a Packers 33-14 victory to make Green Bay back-to-back Super Bowl champions.

- The regular-season series started in 1972 and the Raiders won each of the first five matchups. The Packers' first victory against the Raiders during the regular season came in 1990 and Green Bay has not lost to the Raiders since.
- In the last six regular-season contests, the Packers have outscored the Raiders 210-70, including scoring at least 35 points in each of the last three games (41, 38, 46).

NOTABLE CONNECTIONS

Packers assoc. HC/LBs Winston Moss played LB for the Raiders for four seasons (1991-94)...Packers West regional scout Sam Seale played for the Raiders for five seasons (1984-87, 1992)...Packers secondary-safeties coach Darren Perry coached DBs for the Raiders for two seasons (2007-08) before coming to Green Bay in '09...Packers WR James Jones spent the 2014 season in Oakland, serving as one of the team's top receiving threats...Raiders S Charles Woodson was selected to the Pro Bowl four times (2008-11) and named AP Defensive Player of the Year (2009) when he played for the Packers (2006-12)...Raiders GM Reggie McKenzie worked in the Green Bay personnel department from 1994-2011, including serving as the director of pro personnel from 1997-2007 and the director of football operations from 2008-11...Raiders director-college scouting Shaun Herock spent 19 years with the Packers, including 11 as the assistant director of college scouting...Raiders college scout Raleigh McKenzie played guard for the Packers from 1999-2000...Raiders WR Jeremy Ross played for Green Bay in 2012...Players with connections to California include QB Aaron Rodgers (Chico, University of California), WR Davante Adams (Palo Alto, Fresno State), WR James Jones (San Jose State), T David Bakhtiari (San Mateo), DE Datone Jones (Compton, UCLA), LB Clay Matthews (Aguora Hills, USC), LB Nick Perry (USC), TE Richard Rodgers (University of California), WR Ty Montgomery (Stanford) and QB Brett Hundley (Brentwood, UCLA)...California natives on the coaching staff include OL coach James Campen (Sacramento), def. quality control coach John Rushing (Merced), asst. OL coach Mike Solari (Daly City) and asst. special teams coach Jason Simmons (Inglewood)...Packers DC Dom Capers coached at San Jose State (1977) and the University of California (1978-79)...Raiders DE Shelby Harris is a native of Milwaukee, Wis. ...Raiders asst. LBs coach Brent Vieselmeyer is a native of Wauwatosa, Wis. and went to Concordia University in Mequon, Wis. ...Raiders DL coach Jethro Franklin served in the same role with the Packers from 2000-04...Franklin was also able to work with Matthews and Perry during his time at Southern California...Simmons played DB for the Texans while Franklin coached the DL...Raiders HC Jack Del Rio played for the Saints while Capers coached DBs...Del Rio and Packers senior personnel executive Alonzo Highsmith were teammates in Dallas from 1990-91...Packers assoc. HC/offense Tom Clements and Del Rio coached together in New Orleans from 1997-98...Del Rio was the DC and LBs coach Sal Sunseri coached the DL in Carolina while Packers DL coach Mike Trgovac and LB Julius Peppers were with the team...Sunseri coached Packers S Ha Ha Clinton-Dix and RB Eddie Lacy during his time at Alabama from 2009-11...Raiders OC Bill Musgrave also played alongside Highsmith in Dallas in 1991 and played in San Francisco while Solari was the TE/asst. OL coach...Musgrave served as an off. asst./OC in Philadelphia in 2008 while Trgovac was the DL coach...Packers secondary-cornerbacks coach Joe Whitt Jr. served as the asst. DBs coach in Atlanta in 2007 while Musgrave was the QBs coach...Raiders DC Ken Norton Jr. played in Dallas and San Francisco while Solari was on both coaching staffs...Norton Jr. also coached Matthews and Perry during his time at Southern California...Raiders special teams coord. Brad Seely served in the same role with the Panthers from 1995-98 while Capers was the HC...Seely and Capers also coached alongside one another in New England in 2008...Seely and Solari were on the same staff in San Francisco from 2011-14...Raiders asst. DBs coach Rod Woodson played for the Steelers from 1987-96 while Capers was the DC (1992-94) and special teams coord. Ron Zook (1996) served in the same position...Rod Woodson played alongside Packers RBs coach Sam Gash from 2000-01 in Baltimore...Gash and Raiders QBs coach Todd Downing coached alongside one another in Detroit from 2009-12...Packers EVP/General Manager/Director of Football Operations Ted Thompson was the VP of football operations for the Seahawks while Raiders DBs coach Marcus Robertson played there in 2001-02...Former college teammates include Adams and Raiders QB Derek Carr (Fresno State), Clinton-Dix and Lacy and Raiders WR Amari Cooper (Alabama), Matthews and Perry and Raiders S Taylor Mays and LB Malcolm Smith (Southern California), QB Aaron Rodgers and Raiders LB Lorenzo Alexander (California), and TE Richard Rodgers and Raiders WR Jeremy Ross (California).

LAST MEETING, REGULAR SEASON

Dec. 11, 2011, at Lambeau Field, Packers won, 46-16

- QB Aaron Rodgers threw for 281 yards, two TDs and one INT on 17-of-30 passing (96.7 passer rating).
- RB Ryan Grant rushed for 85 yards and two TDs on only 10 carries (8.5 avg.).
- QB Carson Palmer threw for 247 yards, one TD and four INTs on 24-of-42 passing (42.6 passer rating).

MAKING GAINS

Green Bay has 11 offensive touchdowns of 20-plus yards so far this season, **tied for No. 7 in the NFL**:

Team	Offensive TDs of 20-Plus Yards
1. Buffalo	20
2. Seattle	16
3. Arizona	14
4. Oakland	13
5t. Miami	12
5t. New York Giants	12
7t. Green Bay	11
7t. Philadelphia	11
9t. Houston	10
9t. New Orleans	10

►Green Bay is **tied for No. 2 in the NFL** with 33 pass plays of 25-plus yards this season.

Player	Pass Plays of 25-Plus Yards
1. Pittsburgh	38
2t. Green Bay	33
2t. New England	33
4. Jacksonville	32
5. Indianapolis	31
6t. Arizona	30
6t. Kansas City	30

- QB **Aaron Rodgers** completed a 61-yard touchdown pass to TE **Richard Rodgers** that gave Green Bay a win over Detroit in Week 13. It was the second-longest come-from-behind game-ending touchdown in the fourth quarter from scrimmage in NFL history behind only QB Earl Morrall's 65-yard touchdown pass for Detroit against Baltimore in 1960.
- In Week 5, WR **James Jones** registered a 65-yard touchdown reception, his seventh career touchdown catch of 65-plus yards.
- Jones has set a career high with 11 catches of 25-plus-yards this season (2013), which is **tied for No. 6 in the NFL** this season:

Player	Receptions of 25-Plus Yards
1t. Antonio Brown, PIT	15
1t. Allen Robinson, JAX	15
3. Rob Gronkowski, NE	14
4. Odell Beckham Jr., NYG	13
5. T.Y. Hilton, IND	11
6t. James Jones, GB	11
6t. Julio Jones, ATL	11
6t. Greg Olsen, CAR	11

►Among players with 25 receptions this season, Jones ranks **No. 2 in the league** in yards per catch:

Player	Yards Per Catch
1. Malcom Floyd, SD	18.92
2. James Jones, GB	18.86
3. Markus Wheaton, PIT	18.41
4. Sammy Watkins, BUF	18.36

►Since the start of the 2013 regular season, the Packers are **No. 2 in the league** in pass plays of 25-plus yards:

Team	Pass Plays of 25-Plus Yards
1. Pittsburgh	113
2. Green Bay	111
3. Denver	109
4. Philadelphia	104
5. Indianapolis	100

- RB **James Starks** recorded a career-best 65-yard touchdown run against San Diego in Week 6, the longest TD run by a Packer since RB DeShawn Wynn's 73-yard TD vs. DET on Dec. 28, 2008.
- Starks is **tied for No. 1 in the NFL** among running backs with four receptions of 25-plus yards.
- Green Bay's big-play ability has also involved special teams this season. WR **Jeff Janis** recorded two kickoff returns of 60-plus yards (64, 70) in four attempts over a two-game span (Weeks 11-12). He became the first Packer to post a kickoff return of 60-plus yards in back-to-back games since WR Robert Brooks in 1993 (Oct. 3-Oct. 10).
- According to the Elias Sports Bureau, Janis was the first NFL player since Houston Oilers CB Willie Tullis in 1981 to have two kickoff returns of 60-plus yards in his first four career attempts.

DEFENSIVE STRETCH

Green Bay's defense has had its ups and downs this season and is currently on the rise over the last few weeks. The latest push has helped the Packers rank No. 6 in the NFL this season in scoring defense (18.8 ppg).

►The Packers have held four of their last five opponents to 20 points or less, **tied for No. 1 in the NFL** from Weeks 10-14:

Team	Games Allowing 20 Or Fewer Points
1t. Green Bay	4
1t. Carolina	4
1t. Kansas City	4

►Green Bay has given up 15.6 points per game from Weeks 10-14, **tied for No. 2 in the NFL** over that span.

Team	Points Allowed (Weeks 10-14)
1. Kansas City	12.2
2t. Green Bay	15.6
2t. Carolina	15.6
4t. Denver	17.2
4t. Houston	17.2

- Green Bay has yielded 299.0 total net yards per game in the last five weeks, **No. 7 in the league**.
- In Week 10, the Packers held the Lions to 45 yards on 26 carries (1.7 avg.), the fewest rushing yards the Packers have allowed to an opponent on 25-plus attempts since the Miami Dolphins rushed for 37 yards on 25 carries (1.5 avg.) on Sept. 22, 1991.
- In Week 11, five players combined for six sacks against the Vikings to give Green Bay the third six-plus sack game of the season, which tied a single-season franchise record (1966, 1978, 1991).
- In Week 14, the Packers limited the Cowboys to a 9.1 conversion rate on third down (1 of 11), Green Bay's best mark posted against an opponent since Dec. 16, 2012, at Chicago (0.0, 0 of 9).



PACKERS AT RAIDERS - WEEK 15

QUICK OUT OF THE GATE

Green Bay has started games fast this season, scoring touchdowns in the first quarter in eight of 13 games.

- The Packers have scored 11 touchdowns in the first quarter this season, **tied for No. 2 (Cincinnati) in the NFL** (New Orleans, 12).
- Earlier this season, the Packers wrapped up a streak of scoring in the first quarter in 22 straight regular-season games, an NFL record (Game 1 of 2014 - Game 6 of 2015). The next longest was 17 by the Chicago Bears (1983-84) and Pittsburgh Steelers (2004-05).
- Green Bay has averaged 6.8 points in the first quarter this season, **No. 2 in the NFL**.

Team	Points Per Game/First Quarter
1. New Orleans	7.5
2. Green Bay	6.8
3. Carolina	6.5
4. Cincinnati	6.4
5. New England	6.3

- Green Bay has scored points in the first quarter in 10 games this season, **tied for No. 4 in the NFL**:

Team	Games Scoring Points in the First Quarter
1. Cincinnati	12
2t. New England	11
2t. New Orleans	11
4t. Green Bay , seven others	10

- The Packers have a plus-47 first-quarter point differential this season, **No. 2 in the NFL**:

Team	First-Quarter Point Differential (2015)
1. New England	plus-52
2. Green Bay	plus-47
3. Cincinnati	plus-46
4. New York Jets	plus-44
5. Detroit	plus-42

- Dating back to 2014, the Packers have outscored their opponents, 158-27, in the first quarter at Lambeau Field.
- In 2014, Green Bay scored 89 unanswered points at home in the first quarter from the Week 2 game vs. the N.Y. Jets through Week 14 vs. Atlanta. It was the most consecutive points scored at home in the first quarter since the Miami Dolphins scored 93 straight in the 1978-79 seasons.
- The Packers have scored 89 points in the first quarter this season, **No. 2 in the NFL** (New Orleans, 97).
- Green Bay's 151 first-quarter points during the 2014 regular season were the **most in the NFL in a single season**, dating back to 1991.

Team	First-Quarter Points
1. Green Bay, 2014	151
2. Denver, 1998	144
3. St. Louis, 2001	140
4. Minnesota, 1998	135
5. New England, 2007	134

- Packers QB **Aaron Rodgers** ranks among the best in the league in a few passing categories in the first quarter of games this season (min. 30 att.):

Player	Passing Touchdowns
1t. Aaron Rodgers, GB	9
1t. Drew Brees, NO	9
3t. Tom Brady, NE	7
3t. Matthew Stafford, DET	7

Player	Completions
1. Tom Brady, NE	90
2t. Drew Brees, NO	78
2t. Eli Manning, NYG	78
4t. Aaron Rodgers, GB	76
4t. Carson Palmer, ARI	76

Player	Touchdown Percentage
1. Drew Brees, NO	8.26
2. Matthew Stafford, DET	7.61
3. Aaron Rodgers, GB	7.56
4. Tyrod Taylor, BUF	7.50

- Rodgers has thrown one or more touchdowns in the first half in 10 games this season.
- Rodgers has thrown 38 touchdowns and three interceptions in the first half since the start of the 2014 regular season.
- Dating back to 1991, Green Bay's average of 19.4 points in the first half of games in 2014 was the second-best recorded in a single season:

Season	First-Half Points Per Game (since 1991)
1. New England, 2007	20.8
2. Green Bay, 2014	19.4
3. St. Louis, 2001	19.1

- Rodgers threw for 275-plus yards in the first half four times in the 2014 regular season, the most by an NFL quarterback over the past 25 seasons (1990-2014), with no other QB posting more than two in a season.
- Green Bay scored on all five first-half drives in both Weeks 13 and 14 of last season (six TDs, four FGs).
- With 30 points in the first half of the Week 11 victory over Philadelphia in 2014, Green Bay became the first team in NFL history to score 28-plus points in the first half of four consecutive home games.
- Dating back to 2006, the Packers have recorded three of the top six single-season first-half point totals in the NFL:

Team	First-Half Points
1. New England, 2007	333
2. Green Bay, 2014	310
3. New England, 2012	290
4. Denver, 2013	288
5. Green Bay, 2011	286
6. Green Bay, 2009	269

NOT IN A GIVING MOOD

The Packers have turned the ball over just nine times this season, the second-fewest turnovers in the first 13 games of a season for Green Bay since 1940:

<u>Season</u>	<u>Turnovers In First 13 Games (Since 1940)</u>
1. 2014	8
2. 2015	9
3. 2011	12
4. 2012	13
5. 2009	15

►Green Bay is **No. 1 in turnovers in the NFL** this season. A look at Green Bay's giveaway totals each season since 2006 and where that ranked in the NFL:

<u>Season</u>	<u>Giveaways/Ranking</u>
2006	33 (26th)
2007	24 (t-7th)
2008	21 (t-8th)
2009	16 (1st)
2010	22 (10th)
2011	14 (2nd)
2012	16 (t-2nd)
2013	25 (t-15th)
2014	13 (t-1st)
2015	9 (1st)

►Green Bay's 115 turnovers since 2009 are **No. 2 in the NFL**:

<u>Team</u>	<u>Total Giveaways Since 2009</u>
1. New England	110
2. Green Bay	115
3. San Francisco	124

►The Packers have not turned the ball over in eight games this season, **No. 1 in the NFL**:

<u>Team</u>	<u>Zero-Turnover Games (2015)</u>
1. Green Bay	8
2t. Kansas City	7
2t. San Francisco	7

►Green Bay's eight zero-turnover games this season are tied for No. 1 in franchise history (since 1933):

<u>Year</u>	<u>Zero-Turnover Games</u>
1t. 2015	8
1t. 2009	8
3. 2014	7

►Green Bay did not turn the ball over in seven games last season, **tied for No. 2 in the NFL** (New England-eight, Seattle-seven). For the first time in team history (since 1933), the Packers did not turn the ball over in four straight games in a single season (Weeks 11-14, 2014).

►The Packers' eight zero-turnover games this season and in 2009 are tied for the third most in a single season in NFL history:

<u>Year</u>	<u>Zero-Turnover Games</u>
1. New England, 2010	11
2t. New York Giants, 2008	9
2t. Pittsburgh, 1994	9
3t. Green Bay, 2015	8
3t. Green Bay, 2009	8
3t. Dallas, 1998	8
3t. New England, 2014	8
3t. New England, 2011	8
3t. Pittsburgh, 2001	8
3t. Seattle, 2005	8

►In 2014, the Packers recorded the fewest total giveaways in a single regular season in team history. The four best giveaway seasons in franchise history have come under Head Coach **Mike McCarthy's** direction:

<u>Season</u>	<u>Total Giveaways</u>
1. 2014	13
2. 2011	14
3t. 2009, 2012	16

►Green Bay has registered 41 zero-turnover games since 2009, which is **tied for No. 2 in the NFL** over that span:

<u>Team</u>	<u>Zero-Turnover Games Since 2009</u>
1. New England	43
2t. Green Bay	41
2t. San Francisco	41
4. Kansas City	36

►Green Bay is 76-21-1 (.781) in the regular season under McCarthy when it doesn't have a giveaway or turns it over just once. A look at the Packers' record by the number of giveaways they have in a game since 2006:

<u>Giveaways In Game</u>	<u>GB Record Since 2006</u>
None	43-7-1 (.853)
One	33-14 (.702)
Two	21-18 (.538)
Three-plus	6-14 (.300)

PROLIFIC PACKERS

Dating back to 2010, Green Bay has been one of the most productive offenses in the NFL.

►The Packers rank **No. 2 in the NFL** in points per game (28.0), **tied for No. 2** in 30-point games (39) and **No. 2** in 40-point games (15) over that span.

►A look at Green Bay's regular-season record **since 2006** by point total:

<u>Points Scored</u>	<u>GB Record Since 2006</u>
30-plus	59-5 (.922)
21-29	33-18-1 (.644)
11-20	8-18 (.308)
10 or less	3-11 (.214)



PACKERS AT RAIDERS - WEEK 15

DIFFERENTIAL MAKES A DIFFERENCE

Green Bay finished in the top 10 in the league in turnover differential in six consecutive seasons (2007-12), the only team in the NFL to accomplish that feat over that span.

►Green Bay ranks **No. 4 in the league** this season in turnover differential:

<u>Team</u>	<u>Turnover Margin (2015)</u>
1. Carolina	plus-18
2. Kansas City	plus-12
3. New York Giants	plus-10
4. Green Bay	plus-7
5t. Arizona	plus-6
5t. Cincinnati	plus-6
5t. Seattle	plus-6

►Since the start of the 2014 regular season, the Packers have a plus-21 turnover differential, **tied for the best in the NFL**:

<u>Team</u>	<u>Turnover Margin</u>
1t. Green Bay	plus-21
1t. Carolina	plus-21
3. New England	plus-17
4. Seattle	plus-16
5. Arizona	plus-14
6. Houston	plus-11
7. Buffalo	plus-10

►A look at where Green Bay ranks in the category since 2009:

<u>Team</u>	<u>Turnover Margin (Since 2009)</u>
1. New England	plus-102
2. Green Bay	plus-83
3. San Francisco	plus-64

►Green Bay has won or come out even in the turnover battle in 63 of its last 78 regular-season games.

►During the **Mike McCarthy** era (2006-present) the Packers rank **No. 2 in the NFL** in turnover margin:

<u>Team</u>	<u>Turnover Margin</u>
1. New England	plus-127
2. Green Bay	plus-94
3. Atlanta	plus-37
4. Seattle	plus-35
5. Carolina	plus-34

►Green Bay ranked **No. 2 in the league** in 2011 with a plus-24 turnover differential, trailing only San Francisco (plus-28). That mark was tied for No. 2 in franchise history. Two of the top five ratios have come under McCarthy:

<u>Season</u>	<u>Turnover Margin</u>
1. 1943	plus-26
2t. 1941	plus-24
2t. 1965	plus-24
2t. 2009	plus-24
2t. 2011	plus-24

►During McCarthy's tenure, the Packers have a 74-10-1 (.876) regular-season record when they come out ahead in the game in turnover ratio:

<u>Turnover Margin</u>	<u>GB Record Since 2006</u>
minus-3 or worse	0-2 (.000)
minus-2	2-12 (.143)
minus-1	8-17 (.320)
even	19-12 (.613)
plus-1	38-6-1 (.856)
plus-2	17-2 (.895)
plus-3 or better	19-2 (.905)

BREAKING DOWN THE 53

The Packers' 53-man roster is composed of 26 offensive players, 24 defensive players and three specialists.

►According to the Elias Sports Bureau, Green Bay was joined by Tampa Bay and Jacksonville as the only teams in the NFL to have at least two rookie free agents make the opening-day roster each of the last six seasons (2010-15).

►Green Bay's average age on the opening-day roster was 25.23, making it the second-youngest team in the NFL (St. Louis, 24.96).

►Of the 53 players on Green Bay's roster, 35 of them (66.0 percent) were draft picks of the Packers. Dating back to 2009, Green Bay has selected eight players in the first round, seven of which are still on the team.

►Green Bay has 16 players on the roster that began their careers as non-drafted free agents, with 10 of those originally signed by Green Bay.

►Over 40 percent of the players (22 of 53, 41.5 percent) on Green Bay's roster entered the league as a sixth-round or seventh-round pick or as a non-drafted player.

►The Packers have six players on the roster that played in the NFL prior to the 2009 season. Four of those players were draft picks of the Packers (QB **Aaron Rodgers**, WR **James Jones**, K **Mason Crosby** and G **Josh Sitton**) and four have made at least one Pro Bowl (FB **John Kuhn**, Rodgers, LB **Julius Peppers** and Sitton).

►Of the 53 players on the roster, 45 began their pro careers with the Packers (84.9 percent).

►Only 20 of the 53 players on the roster (37.7 percent) were selected in the first three rounds of the draft, with 19 being drafted by the Packers.

►Of the 53 players on the roster, 43 of them (81.1 percent) are 28 years old or younger (as of Dec. 20) and 23 players (43.4 percent) are 24 years old or younger.

GREEN BAY'S ROSTER ...

BY AGE (as of Dec. 20)

21-24	23 players
25-28	20 players
29-32	8 players
33-plus	2 players

BY EXPERIENCE

R-1	12 players
2-3	17 players
4-5	7 players
6-9	14 players
10-plus	3 players

BY DRAFT ROUND

1st	9 players
2nd/3rd	10 players
4th/5th	11 players
6th/7th	7 players
Undrafted	16 players

TAKE IT AWAY NOW

A key component to a good defense is forcing turnovers. It has been a focal point of the Packers' defense for years and it has continued this season.

- Green Bay has 16 takeaways this season, recording one or more in 12 of 13 games.
- The Packers are one of four teams to register one or more takeaways in a league-best 12 games this season (Carolina, Cincinnati, New England).
- Including playoffs, the Packers have recorded one or more takeaways in 36 of the last 38 games.
- Dating back to 2014, the Packers are **tied for No. 8 in the NFL** in takeaways during the regular and postseason:

Team	Takeaways (Since 2014)
1. Carolina	62
2t. Arizona	53
2t. Philadelphia	53
4. New York Giants	51
5t. Denver	50
5t. Indianapolis	50
5t. Seattle	50
8t. Green Bay	49
8t. Buffalo	49
8t. Houston	49

- Under the guidance of defensive coordinator Dom Capers, the Packers have forced 198 turnovers during the regular season, **No. 5 in the NFL since 2009**:

Team	Takeaways (Since 2009)
1. New England	212
2. New York Giants	209
3. Chicago	204
4. Carolina	202
5. Green Bay	198

- Green Bay recorded four interceptions in a Week 5 victory over the St. Louis Rams, the Packers' first four-interception game since Sept. 13, 2012, vs. Chicago.
- The Packers have 12 interceptions this season, ranking **No. 12 in the NFL**.
- In Week 5, CB **Quinten Rollins** became the first Packers rookie to score on an interception since S Marques Anderson in 2002 (vs. Det, Nov. 10). Green Bay **tied for No. 3 in the league** with three interceptions returned for touchdowns last season.
- The Packers have a **65-16 record** (.809) when they record **at least two takeaways** in a game under Head Coach **Mike McCarthy**. A look at the Packers' record by the number of takeaways since 2006:

Takeaways In Game	GB Record Since 2006
None	4-16 (.200)
One	34-21-1 (.616)
Two	29-9 (.763)
Three-plus	36-7 (.837)

TAKING CARE OF THE BALL

Since taking over as the starter in 2008, QB **Aaron Rodgers** has been one of the best in the league when it comes to limiting interceptions. He has only thrown five so far this season (**tied for No. 4 in the NFL**, min. 200 att.) and **ranked No. 1 in the NFL** during the 2014 regular season with five interceptions, the third fewest in a single regular season (min. 250 att.) in Packers history.

- Rodgers finished the 2014 regular season with the fewest interceptions of his career since taking over as the starter in 2008:

Year	Interceptions	GP
1. 2014	5	16
2t. 2011	6	15
2t. 2013	6	9

- Rodgers set NFL records with 494 pass attempts and 44 touchdown passes (586 and 49 including playoffs) at home without an interception. The streak lasted from Dec. 2, 2012, to Oct. 11, 2015.
- Rodgers posted six consecutive zero-interception games during the 2014 regular season (Weeks 2-7), matching Bart Starr's franchise record of six (min. 15 attempts a game) set in 1964.
- Rodgers joined Patriots QB Tom Brady (2007) as the only players in NFL history to register four straight three-touchdown/zero-interception games in a single season (Weeks 4-7, 2014). His eight overall last season also tied Brady (2007) for the most during a single regular season.
- Rodgers' ranks **No. 1 in NFL history** in career INT percentage (min. 1,500 attempts):

Quarterback	Career INT Pct.
1. Aaron Rodgers, GB	1.6
2. Tom Brady, NE	1.9

- Rodgers also ranks **No. 1 in league annals** in career TD/INT ratio:

Quarterback	TD/INT Ratio
1. Aaron Rodgers, GB	4.10 (254/62)
2. Russell Wilson, SEA	2.97 (98/33)
3. Tom Brady, NE	2.85 (425/149)

- Rodgers holds three of the four lowest interception-percentage marks (min. 200 attempts) in a season in team history:

Quarterback	Season INT Pct.
1. Aaron Rodgers, 2014	0.96 (5 INTs, 520 att.)
2t. Aaron Rodgers, 2011	1.20 (6 INTs, 502 att.)
2t. Bart Starr, 1966	1.20 (3 INTs, 251 att.)
4. Aaron Rodgers, 2009	1.29 (7 INTs, 541 att.)

- Rodgers leads the NFL with 69 zero-INT games (min. 15 att.) since 2008:

Quarterback	Zero-INT Games
1. Aaron Rodgers, GB	69
2. Tom Brady, NE	62

- In Week 5, Rodgers finished a streak of 197 consecutive passes without an interception, the **fourth-longest streak** in franchise history:

Quarterback	Cons. Att. W/O An INT
1. Bart Starr, 1964-65	294
2. Aaron Rodgers, 2014	212
3. Aaron Rodgers, 2014	202
4. Aaron Rodgers, 2014-15	197



PACKERS AT RAIDERS - WEEK 15

AT THE HELM

Having led Green Bay to the playoffs in seven of his first nine seasons as head coach, **Mike McCarthy** is joined by Vince Lombardi and Mike Holmgren as the only coaches to guide the Packers to a Super Bowl win with a victory over Pittsburgh in Super Bowl XLV.

► McCarthy guided the Packers to a franchise-record fourth consecutive division title in 2014.

► With a win at Tampa Bay in Week 16 of the 2014 season, McCarthy passed Lombardi for the No. 2 spot in team history as far as overall victories:

<u>Coach</u>	<u>Overall Wins</u>
1. Curly Lambeau, 1921-49	212
2. Mike McCarthy, 2006-15	110
3. Vince Lombardi, 1959-67	98
4. Mike Holmgren, 1992-98	84

► The 110 overall wins are the most in the NFC and the third most in the NFL since 2006 (NE 133 and IND 111). McCarthy reached 100 career wins (including playoffs) in just his 155th game. He was the fastest to reach 100 wins in the NFL since George Seifert in 1996 (132 games).

► McCarthy reached 100 overall wins faster than any active NFL coach:

<u>Coach</u>	<u>Games Needed For 100 Overall Wins</u>
1. Mike McCarthy, GB	155
2. Andy Reid, PHI/KC	165
3. Bill Belichick, CLE/NE	172

► McCarthy recorded his third regular season with 12-plus wins in 2014 (2007, 2011), passing Curly Lambeau (1929, 1931), Lombardi (1962, 1966), Holmgren (1996-97) and Mike Sherman (2001-02) for the most by a coach in franchise history.

► McCarthy has guided the Packers to five seasons with 11-plus wins (2007, 2009, 2011-12, 2014), passing Lombardi (1961-63, 1966) and Holmgren (1995-98) for the **most by a coach in franchise history**.

► McCarthy's six regular seasons with 10-plus wins are tied with Lambeau for the team record (since 1921).

► In Week 12 of the 2014 season, McCarthy registered his 90th career regular-season win, passing Lombardi (89) for the second most in franchise history (Lambeau, 209).

► McCarthy joined Pittsburgh's Bill Cowher (2005) as the only Super Bowl-winning coaches to lead their respective teams to three road wins as the No. 6 seed in the postseason en route to a world title.

► Including playoffs, McCarthy has a 110-59-1 record since taking over as head coach in 2006, a .650 winning percentage that ranks **No. 2 among current NFL head coaches** (minimum 60 games):

<u>Coach</u>	<u>Winning Pct.</u>
1. Bill Belichick, CLE/NE	.670 (244-120)
2. Mike McCarthy, GB	.650 (110-59-1)
3. Mike Tomlin, PIT	.633 (95-55)

► McCarthy coached in his 134th game in Week 13 at Detroit in 2013 (including playoffs), moving him past Bart Starr for No. 2 in team history:

<u>Coach</u>	<u>Overall Games</u>
1. Curly Lambeau, 1921-49	339
2. Mike McCarthy, 2006-14	170
3. Bart Starr, 1975-83	133

► In the Week 6 victory over the San Diego Chargers, McCarthy earned the 100th regular-season win of his career in just his 150th game, making him the seventh-fastest coach in NFL history and the fastest current NFL coach to reach the 100-win plateau:

<u>Coach (Current)</u>	<u>Games Needed For 100 Regular-Season Wins</u>
1. Mike McCarthy, GB	150
2. Andy Reid, PHI/KC	164
3. Bill Belichick, CLE/NE	177
4. John Fox, CAR/DEN	182
5. Tom Coughlin, JAX/NYG	186

► Since McCarthy took over in 2006, the Packers rank **No. 2 in the NFL** in regular-season winning percentage:

<u>Team</u>	<u>Winning Pct.</u>
1. New England	.783 (123-34)
2. Green Bay	.659 (103-53-1)
3. Indianapolis	.650 (102-55)

WINNING WAYS

With a win in Week 15 at Chicago in 2012, Green Bay posted its fourth straight 10-win season, tying a franchise record that was done three other times in club annals (1929-32, 1995-98, 2001-04).

► A victory vs. Tennessee in Week 16 brought the Packers' win total to 47 from 2009-12, which ranks second in franchise history for a four-year period:

<u>Seasons</u>	<u>Regular-Season Wins</u>
1. 1995-98	48
2. 2009-12	47
3. 1994-97	46

► Green Bay's five 10-win regular seasons since 2009 are tied for No. 2 (Indianapolis) in the NFL behind New England's seven.

► A look at the top regular-season win totals in the league since 2009:

<u>Team</u>	<u>Regular-Season Wins (Since 2009)</u>
1. New England	84
2. Green Bay	76
3t. Denver	68
3t. Pittsburgh	68
5. New Orleans	67

► The Packers were the only NFC team and one of two teams in the league (New England) to make the playoffs each of the past six seasons (2009-14).

► Including playoffs, the Packers have won 81 games since 2009, which ranks **No. 2 in the league** over that span:

<u>Team</u>	<u>Total Wins (Since 2009)</u>
1. New England	91
2. Green Bay	82
3. Baltimore	73
4. New Orleans	72
5. Denver	71

AMONG THE LEADERS

After an MVP season in 2014, QB **Aaron Rodgers** has performed well this season.

- ▶Rodgers is **No. 2 in the NFL** with seven games this season with two-plus touchdown passes and zero INTs (New England QB Tom Brady, eight).
- ▶His 13 games (min. 15 attempts) without an interception in 2014 were the third most in a regular season in NFL history. He has nine this season, **No. 2 in the NFL** (KC QB Alex Smith, 10).
- ▶Rodgers recorded 11 touchdown passes and zero interceptions through the first four contests this season to become just the third QB in NFL history to throw 11-plus touchdown passes with zero interceptions in the first four games of a season (Peyton Manning, 16/0 in 2013; Don Meredith, 14/0 in 1966).
- ▶Rodgers ranks **No. 7 in the NFL** in passer rating (97.5) this season.
- ▶Below is where Rodgers ranks among the league leaders in several categories so far in 2015:

Quarterback	Passing TDs (2015)
1. Tom Brady, NE	33
2. Carson Palmer, ARI	31
3. Blake Bortles, JAX	30
4t. Aaron Rodgers, GB	28
4t. Derek Carr, OAK	28
4t. Eli Manning, NYG	28
4t. Cam Newton, CAR	28

Quarterback	TD/INT Ratio (2015)
1. Aaron Rodgers, GB	5.60
2. Tom Brady, NE	5.50
3. Alex Smith, KC	3.75
4. Russell Wilson, SEA	3.71
5. Tyrod Taylor, BUF	3.60

Quarterback	TD Percentage (2015)
1. Cam Newton, CAR	7.11
2. Carson Palmer, ARI	6.84
3. Russell Wilson, SEA	6.77
4. Andy Dalton, CIN	6.48
5. Derek Carr, OAK	6.15
6. Tom Brady, NE	6.14
7. Aaron Rodgers, GB	6.07

Quarterback	INT Percentage (2015)
1. Alex Smith, KC	1.00
2. Aaron Rodgers, GB	1.08
3. Tom Brady, NE	1.12
4. Josh McCown, CLE	1.37

Quarterback	25-Plus-Yard Passes (2015)
1. Aaron Rodgers, GB	33
2t. Blake Bortles, JAX	32
2t. Tom Brady, NE	32
4t. Carson Palmer, ARI	30
4t. Ben Roethlisberger, PIT	30
4t. Alex Smith, KC	30

- ▶Rodgers has recorded 10 games with multiple passing touchdowns this season, **tied for No. 2 in the NFL**:

Player	Games With Multiple TD Passes (2015)
1. Tom Brady, NE	12
2t. Aaron Rodgers, GB	10
2t. Blake Bortles, JAX	10
2t. Derek Carr, OAK	10
2t. Ryan Fitzpatrick, NYJ	10
2t. Carson Palmer, ARI	10
7. Andy Dalton, CIN	9

- ▶Rodgers owns three of the top four single-season totals in touchdown passes in franchise history:

Player	TD Passes
1. Aaron Rodgers, 2011	45
2t. Aaron Rodgers, 2012	39
2t. Brett Favre, 1996	39
4t. Aaron Rodgers, 2014	38
4t. Brett Favre, 1995	38

- ▶A look at where Rodgers ranks in the NFL in several categories **since 2011** (min. 500 attempts):

Quarterback	Passer Rating (Since 2011)
1. Aaron Rodgers, GB	109.6
2. Peyton Manning, IND/DEN	101.8
3. Drew Brees, NO	101.5

Quarterback	TD Passes (Since 2011)
1. Drew Brees, NO	186
2. Aaron Rodgers, GB	167
3. Tom Brady, NE	164

Quarterback	Yards/Attempt (Since 2011)
1. Aaron Rodgers, GB	8.18
2. Russell Wilson, SEA	8.09
3. Peyton Manning, IND/DEN	7.89

Quarterback	Completion Pct. (Since 2011)
1. Drew Brees, NO	68.0
2. Peyton Manning, IND/DEN	66.5
3. Tony Romo, DAL	66.3
4. Matt Ryan, ATL	66.0
5. Philip Rivers, SD	65.9
6. Aaron Rodgers, GB	65.8

Quarterback	TD/INT Ratio (Since 2011)
1. Aaron Rodgers, GB	5.57 (167/30)
2. Tom Brady, NE	3.57 (164/46)
3. Alex Smith, KC	3.19 (86/27)

Quarterback	Yards/Completion (Since 2011)
1. Cam Newton, CAR	12.70
2. Brian Hoyer, NE/ARI/CLE/HOU	12.57
3. Russell Wilson, SEA	12.51
4. Carson Palmer, OAK/ARI	12.45
5. Aaron Rodgers, GB	12.44



PACKERS AT RAIDERS - WEEK 15

A RATINGS SUCCESS

Since taking over as the starter in 2008, **QB Aaron Rodgers** is **No. 1 in the NFL** in 100-plus passer rating games (min. 15 attempts) over that span:

Quarterback	100-Rating Games (Since '08)
1. Aaron Rodgers, GB	66
2. Drew Brees, NO	64
3. Philip Rivers, SD	58

► A look at where Rodgers ranks in the NFL **since 2011** (min. 15 att.):

Quarterback	100-Rating Games
1. Aaron Rodgers, GB	41
2. Drew Brees, NO	40
3. Tom Brady, NE	38

► Rodgers is **No. 1 in the NFL** since the start of the 2014 regular season (min. 15 att.) with seven games with a passer rating over 130.0:

Quarterback	130-Rating Games (Since 2014)
1. Aaron Rodgers, GB	7
2. Tony Romo, DAL	6

► Since 2011, Rodgers **leads the NFL** in games with a passer rating of at least 130.0 (min. 15 att.):

Quarterback	130-Rating Games (Since 2011)
1. Aaron Rodgers, GB	18
2. Drew Brees, NO	13
3. Tony Romo, DAL	12
4. Peyton Manning, DEN	11

► Rodgers and Pittsburgh QB Ben Roethlisberger are the only quarterbacks in the NFL to have two 150-plus rating games since the start of the 2014 regular season.

PUTTING UP THE POINTS

Dating back to 2014, QB **Aaron Rodgers** is **tied for No. 1 in the league** in the regular season in touchdown passes (66) and **No. 2 in the NFL** in touchdown percentage (6.7).

► Rodgers has recorded at least three touchdown passes in 11 games since the start of last season, **tied for No. 1 in the NFL**:

Player	Games With 3+ Passing TDs (Since 2014)
1t. Aaron Rodgers, GB	11
1t. Philip Rivers, SD	11
3. Tom Brady, NE	10
4t. Peyton Manning, DEN	9
4t. Andrew Luck, IND	9

► Since becoming the starter in 2008, he has 46 games with at least three touchdown passes during the regular season, **No. 2 in the league** over that span:

Player	Games With 3+ Passing TDs (Since 2008)
1. Drew Brees, NO	51
2. Aaron Rodgers, GB	46

TAKING HIS PLACE AMONG THE GAME'S BEST

Rodgers surpassed the 1,500-attempt plateau for his career in 2010, the benchmark to qualify for passer rating in the NFL record book.

► Rodgers ranks **No. 1 in NFL history** in career passer rating:

Quarterback	Career Passer Rating
1. Aaron Rodgers, GB	105.0
2. Russell Wilson, SEA	101.3
3. Tony Romo, DAL	97.1
4. Steve Young, TB/SF	96.8
5. Peyton Manning, IND/DEN	96.5

► In 116 career regular-season starts, Rodgers has eclipsed the century mark in passer rating 66 times and recorded 43 games of 300-plus yards.

► Rodgers went over the 30,000-yard passing mark for his career in Week 6 vs. San Diego. He reached the mark on his 3,652nd attempt, the fewest attempts needed in NFL history, as he bested the previous record held by QB Johnny Unitas (3,695 attempts).

► Rodgers reached the mark in his 116th career game, the fourth fewest in NFL history.

► Rodgers reached 250 touchdown passes in Week 12. He did in his 121st career game, surpassing MIA QB Dan Marino (128) for the NFL record.

► Where Rodgers ranks among active NFL quarterbacks **since he took over as the starter in 2008** (min. 1,000 attempts):

Quarterback	Passing Yards (Since 2008)
1. Drew Brees, NO	38,638
2. Philip Rivers, SD	33,943
3. Eli Manning, NYG	32,025
4. Matt Ryan, ATL	31,871
5. Aaron Rodgers, GB	31,424
6. Tom Brady, NE	31,026
Quarterback	Passing TDs (Since 2008)
1. Drew Brees, NO	287
2. Aaron Rodgers, GB	253
3. Peyton Manning, IND/DEN	233
Quarterback	Passer Rating (Since 2008)
1. Aaron Rodgers, GB	105.5
2. Russell Wilson, SEA	101.3
3. Drew Brees, NO	100.2
Quarterback	Yards/Attempt (Since 2008)
1. Aaron Rodgers, GB	8.11
2. Russell Wilson, SEA	8.09
3. Philip Rivers, SD	7.95
Quarterback	INT Percentage (Since 2008)
1. Tom Brady, NE	1.55
2. Aaron Rodgers, GB	1.57
3. Alex Smith, SF/KC	1.78
Quarterback	25-Yard Passes (Since 2008)
1. Drew Brees, NO	291
2. Aaron Rodgers, GB	278
3. Eli Manning, NYG	256
Quarterback	Rushing Yards (Since 2008)
1. Cam Newton, CAR	3,051
2. Russell Wilson, SEA	2,333
3. Michael Vick, PHI/NYJ	2,250
4. Aaron Rodgers, GB	2,098



PACKERS AT RAIDERS - WEEK 15

GROUP EFFORT

The Green Bay Packers are using many players from numerous positions in the passing game this season.

- Green Bay is the **only team in the NFL** to have three players with six or more receiving touchdowns this season:

<u>Player</u>	<u>Receiving TDs (2015)</u>
WR James Jones	7
TE Richard Rodgers	7
WR Randall Cobb	6

- Dating back to 1960, this is the only the second time (2011) the Packers have had five players with 350-plus receiving yards each through the first 13 games of a season:

<u>Player</u>	<u>Receiving Yards (2015)</u>
WR Randall Cobb	737
WR James Jones	660
TE Richard Rodgers	442
RB James Starks	369
WR Davante Adams	355

- Green Bay had five receivers with 50-plus yards against the Lions in Week 10, the first time doing so since the 2011 finale vs. Detroit. It was also the first time with QB **Aaron Rodgers** as the starter.
- Cobb set a single-game career high with three touchdown receptions in Week 3 vs. KC. It was the most by a Packers receiver since Jones caught three at Chicago on Dec. 16, 2012.
- Jones is **tied for No. 3 in the NFL** with four touchdown receptions of 25-plus yards this season:

<u>Player</u>	<u>25-Plus Yard TD Receptions</u>
1. Odell Beckham Jr., NYG	6
2. Michael Crabtree, OAK	5
3t. James Jones, GB	4
3t. Doug Baldwin, SEA	4
3t. Travis Benjamin, CLE	4
3t. Brandin Cooks, NO	4
3t. Michael Floyd, ARI	4
3t. Ted Ginn, CAR	4
3t. Allen Hurns, JAX	4

- Since Week 15 of the 2014 regular season, Jones has recorded nine touchdown receptions, **tied for No. 9 in the NFL**, over that time span:

<u>Player</u>	<u>Rec. TDs (Since Week 15, 2014)</u>
1. Odell Beckham Jr., NYG	18
2t. Tyler Eifert, CIN	12
2t. Rob Gronkowski, NE	12
2t. Allen Robinson, JAX	12
5t. Doug Baldwin, SEA	11
5t. Brandon Marshall, CHI/NYJ	11
7t. Eric Decker, NYJ	10
7t. DeAndre Hopkins, HOU	10
9t. James Jones, OAK/GB, two others 9	

- Dating back to 1960, Cobb and Jones joined Carroll Dale (1968), Keith Jackson (1996), James Lofton (1983) and Ed West (1989) as the only Packers to record four receiving touchdowns in the team's first three games of a season.

- For the fourth time in his career (2011, twice in 2012) Jones recorded a touchdown reception in three consecutive games (Weeks 1-3).

- TE **Richard Rodgers** recorded a career-best two touchdown receptions against the Carolina Panthers in Week 9, the most by a Green Bay tight end since Jermichael Finley recorded three on Sept. 25, 2011, at Chicago.

- It marked just the eighth time since 2000 that a Packers tight end registered multiple touchdown receptions in a regular-season game.

- In Week 13 at Detroit, TE **Richard Rodgers** set a franchise record for the most receiving yards by a tight end in a regular-season game, recording eight receptions for 146 yards (18.3 avg.) and one touchdown, a 61-yarder to win the game with no time left on the clock.

- Rodgers is **tied for No. 4 among NFL tight ends** in touchdown receptions this season:

<u>Player</u>	<u>Receiving TDs</u>
1. Tyler Eifert, CIN	12
2. Rob Gronkowski, NE	10
3. Gary Barnidge, CLE	8
4t. Richard Rodgers, GB	7
4t. Jordan Reed, WAS	7

- Dating back to 1960, Rodgers' seven touchdown receptions this season are tied for the **sixth most among Packers tight ends** in a single season (according to STATS LLC):

<u>Player</u>	<u>Receiving TDs</u>
1. Paul Coffman, 1983	11
2. Keith Jackson, 1996	10
3t. Paul Coffman, 1984	9
3t. Bubba Franks, 2001	9
5. Jermichael Finley, 2011	8
6t. Richard Rodgers, 2015	7
6t. Mark Chmura, 1995	7
6t. Tyrone Davis, 1998	7
6t. Bubba Franks, 2004	7
6t. Bubba Franks, 2002	7
6t. Ron Kramer, 1962	7

- Rodgers has nine career receiving touchdowns. According to the Elias Sports Bureau, that is the **second most by a Packers tight end** in the first two seasons of his career, dating back to 1970:

<u>Player</u>	<u>Receiving TDs</u>	<u>GP/GS</u>
1. Bubba Franks, 2000-01	10	32/27
2. Richard Rodgers, 2015	9	29/16
3t. Jermichael Finley, 2008-09	6	27/11
3t. Rich McGeorge, 1970-71	6	28/14

- TE **Justin Perillo** registered a career-high five catches for a career-best 58 yards (11.6 avg.) in Week 10 against Detroit, including the first touchdown grab of his career.



PACKERS AT RAIDERS - WEEK 15

THE GROUND GAME

The combination of RBs **Eddie Lacy** and **James Starks** has led a rushing attack that ranks **No. 8 in the NFL** (120.8 ypg) this season.

► Green Bay has rushed for 120-plus yards in eight games this season, **tied for No. 3 in the NFL**.

► The Packers have recorded 1,570 rushing yards this season, the fifth most they have posted in the first 13 games dating back to 1990:

Rushing Yards in	
Year	First 13 Games (Since 1990)
1. 2003	2,057
2. 2013	1,675
3. 2004	1,652
4. 2002	1,596
5. 2015	1,570

► Green Bay is averaging 4.41 yards per carry this season, ranking fifth among Packers' teams through the first 13 games of the season since 1990:

Yards Per Carry in	
Year	First 13 Games (Since 1990)
1. 2003	5.03
2. 2004	4.64
3. 2013	4.55
4. 2002	4.42
5. 2015	4.41

► The Packers have recorded 25-plus carries and 100-plus yards 18 times in the last 25 regular-season games (Weeks 5-8, 10-17 of 2014 and Weeks 1-4, 11-13 of 2015), averaging at least 4 yards a carry 14 times during that span.

► Dating back to the 2013 regular season, Green Bay is 20-3 in the last 23 games it ran the ball at least 25 times, including 17-2 since the start of the 2014 regular season. The Packers are 80-16-1 under Head Coach **Mike McCarthy** when running the ball 25-plus times.

► In Weeks 11-12, RB **Eddie Lacy** recorded back-to-back 100-yard rushing games for the first time in his career (100 and 105 yards). With a season-best 124 yards on 24 carries (5.2 avg.) in Week 14, he has three 100-yard rushing games in the last four weeks.

► In Week 14 against Dallas, Lacy also matched career highs by rushing for nine first downs (at MIN, Nov. 23, 2014) and recording five runs of 10-plus yards (at DAL, Dec. 15, 2013 / vs. MIN, Oct. 2, 2014).

► Lacy ranks **No. 4 in the NFL** in rushing yards since Week 10:

Player	Rushing Yards (Weeks 10-14)
1. Doug Martin, TB	508
2. Thomas Rawls, SEA	435
3. LeSean McCoy, BUF	338
4. Eddie Lacy, GB	333
5. Jonathan Stewart, CAR	327

► RB **James Starks** has set a career high with 884 yards from scrimmage this season, surpassing the 794 he recorded in 2011.

► Starks is one of only four running backs in the NFL this season with 500-plus rushing yards and 350-plus receiving yards (Devonta Freeman, Mark Ingram, Giovani Bernard).

► Starks has put together two of the finest rushing games of his career this season. In Week 2, he carried the ball 20 times for 95 yards (4.8 avg.), and in Week 6, he racked up 112 yards on just 10 carries (11.2 avg.), becoming the first Packers player to rush for 100-plus yards on 10 or fewer carries since RB Brandon Jackson at Washington on Oct. 10, 2010 (115 yards on 10 carries).

► Starks' average of 11.2 yards per carry against San Diego is the second highest in a game by an NFL back this season (min. 10 att.).

Player	Yards Per Carry
1. Lamar Miller, MIA vs. HOU	12.5 (175 on 14 car.)
2. James Starks, GB vs. SD	11.2 (112 on 10 car.)
3. Mark Ingram, NO at IND	10.2 (143 on 14 car.)

► In Week 6, Starks registered the longest run of his career, a 65-yard touchdown that was also the longest by a Green Bay player since RB DeShawn Wynn's 73-yard touchdown vs. Detroit on Dec. 28, 2008. Starks also recorded a 5-yard touchdown reception against San Diego, giving him the first two touchdown game of his career and becoming the first Packer to post a 50-yard touchdown run and a touchdown reception in the first quarter of a game since RB Dorsey Levens did so at Indianapolis on Nov. 16, 1997.

► Starks has set new career bests in receptions (39), receiving yards (369) and touchdown receptions (three) this season.

RACKING UP POINTS

K **Mason Crosby** is moving his way up the record books.

► Crosby passed Ryan Longwell in Week 2 to become the franchise career points leader:

Player	Career Points
1. Mason Crosby, 2007-15	1,126
2. Ryan Longwell, 1997-2004	1,054
3. Don Hutson, 1935-45	823

► In Week 6, Crosby (290) eclipsed Longwell (277) for the most field goal attempts in Packers' history.

► Crosby (1,227) passed Longwell (1,119) for the most points scored in the regular and postseason combined in franchise history.

► In Week 11, he tied the single-game team record with five field goals and became the first player in NFL history to have five field goals of 40-plus yards in a game. In the same game, Crosby connected on a 52-yard field goal, extending his career franchise record for the most 50-yard FGs to 26.

► Crosby is one of seven kickers in the NFL to make every extra point attempt this season (32-32). Of those seven, his 32 XP attempts are the second most (NE K Stephen Gostkowski, 46-46).

► With 1,037 points from 2007-14, Crosby passed NE K Stephen Gostkowski (1,023) for the most points by an NFL player in his first eight regular seasons.

► Crosby had 134 points during the 2014 regular season, giving him the eighth 100-point season of his career and tying with Ryan Longwell (1997-2004) for the franchise record.

► Including 2013, Crosby made 19 consecutive field goals in the regular season, until his final kick against the Bears was blocked in Week 4 of 2014. He now owns the two longest consecutive field-goal streaks in franchise history (23 straight from 2010-11).

► Dating back to the 2013 regular season, Crosby made at least one FG in 17 consecutive regular-season games before not getting an attempt in Week 3 at Detroit last year. It is the longest streak in team history.

Player	Consec. Games/FG
1. Mason Crosby, 2013-14	17
2. Ryan Longwell, 2004-05	15

CLAY FINDS HIS WAY TO THE BALL

LB **Clay Matthews'** impact on opposing offenses continues to be felt beyond sacks due to the multiple positions he plays.

- ▶ Through 13 games this season, Matthews has recorded 5.5 sacks (second on the team), 13 QB hits (No. 1 on the team), and 81 tackles (No. 2 on the team). He is also one of three players (Micah Hyde, Sam Shields) on the team to have an interception and a fumble recovery.
- ▶ Dating back to 2010, Matthews (2010, 2011, 2014) and teammate LB **Julius Peppers** (2010, 2013, 2014) are the only players in the NFL to register at least one interception, one forced fumble and five sacks in three seperate seasons.
- ▶ Matthews was one of three players in the league with at least one interception, one forced fumble and 10 sacks last season:

Player	Sacks (2014)
1. J.J. Watt, HOU	20.5
2. Clay Matthews, GB	11.0
3. DeMarcus Ware, DEN	10.0

- ▶ Matthews, Peppers and Panthers DE Jared Allen are the only players in the NFL with five-plus interceptions and 45-plus sacks since 2009. Matthews has six interceptions and 66.5 sacks, Peppers has seven interceptions and 62.0 sacks and Allen has five interceptions and 78.5 sacks.
- ▶ Since Week 8 of last season, Matthews is **tied for No. 8 in the NFL** in sacks over that span (15).
- ▶ He finished the 2014 regular season second among Packers linebackers with 69 tackles, which tied for the second most (2011) he recorded in his career (83 in 2010). His six passes defended also tied for the second most (2009) he recorded in a single season (nine in 2011). His two forced fumbles in 2014 tied for the third most he has registered in a season.
- ▶ His 66.5 sacks since entering the NFL in 2009 are **No. 7 in the league** over that span.
- ▶ Matthews is **tied for No. 1 in team history** in 10-sack seasons and is **No. 4** in two-sack games:

Player	10-Sack Seasons
1t. Clay Matthews, 2009-10, 2012, 2014	4
1t. Reggie White, 1993, 1995, 1997-98	4
1t. Kabeer Gbaja-Biamila, 2001-04	4

Player	Two-Sack Games
1. Reggie White, 1993-98	16
2. Kabeer Gbaja-Biamila, 2000-08	15
3. Tim Harris, 1986-90	14
4. Clay Matthews, 2009-15	13

- ▶ Matthews ranks **No. 3 in team history** with 66.5 career sacks (games played in parentheses):

Player	Career Sacks
1. Kabeer Gbaja-Biamila, 2000-08	74.5 (124)
2. Reggie White, 1993-98	68.5 (95)
3. Clay Matthews, 2009-15	66.5 (98)

STILL GOING STRONG

Packers LB **Julius Peppers** continues to show that age is just a number. He has registered a team-high 7.0 sacks this season.

- ▶ Peppers has recorded a half sack or more in seven games this season, which is **tied for the ninth most in the NFL**.
- ▶ Dating back to last season, he has 12 sacks in the last 17 games (including playoffs).
- ▶ Peppers and Houston Texans DE J.J. Watt were the only players in the NFL last season to have at least one sack (seven), a forced fumble (four), a fumble recovery (three), an interception (two) and a defensive touchdown (two).
- ▶ For the fifth time in his career, Peppers recorded a sack, an interception, a forced fumble and a fumble recovery in a season (2004 / 2007 / 2009 / 2013 / 2014). Dating back to 2002 when he entered the league, that is **tied for the second-most seasons in the NFL** to record a stat in all four categories.
- ▶ Peppers is **No. 3 among active players** with 132.5 career sacks during the regular season:

Player	Career Sacks
1. Jared Allen (KC/MIN/CHI/CAR)	136.0
2. DeMarcus Ware (DAL/DEN)	133.5
3. Julius Peppers (CAR/CHI/GB)	132.5
4. Dwight Freeney (IND/SD/ARI)	115.5
5. Robert Mathis (IND)	115.0

- ▶ In Week 13, Peppers tied New York Giants LB Lawrence Taylor and San Diego/St. Louis/Kansas City DE Leslie O'Neal (132.5) for **No. 12 in NFL history** (since 1982).
- ▶ Peppers recorded a sack and forced fumble on Detroit QB Matthew Stafford in Week 13. According to STATS LLC, he ranks **No. 5 in the NFL** in forced fumbles since 1994:

Player	Career Forced Fumbles
1t. John Abraham (NYJ/ATL/ARI)	48
1t. Jason Taylor (MIA/WAS/NYJ)	48
3t. Dwight Freeney (IND/SD/ARI)	46
3t. Robert Mathis (IND)	46
5. Julius Peppers (CAR/CHI/GB)	45

- ▶ In Week 11 against the Eagles (2014), Peppers recorded his 11th career interception, returning it 52 yards for touchdown to become the first player in NFL history with 100 career sacks and four interception returns for touchdowns. He also became the first linebacker in Packers' history to post two interception returns for touchdowns in the same season.
- ▶ He is the **only player in NFL history** to register at least 10 interceptions and 100.0 sacks (since 1982):

Player	Career INTs	Career Sacks
1. Julius Peppers	11	132.5
2. Lawrence Taylor	9	132.5



PACKERS AT RAIDERS - WEEK 15

CONTINUAL IMPACT

In his young career, DT **Mike Daniels** has seen his playing time steadily increase as well as his production. After playing in 14 games as a rookie in 2012, he has played in every game since the start of the 2013 season. He led Green Bay's defensive line with 5.5 sacks and was the team leader in quarterback hits (19) and pressures (22) during the 2014 regular season.

- This season, Daniels leads the Packers' defensive line in tackles (56) and sacks (four). He is second on the team with 11 QB hits.
- In Week 5 versus St. Louis, he tied for the team lead with a career-best nine tackles (eight solo).
- Daniels is second on the Packers with 16.0 sacks since the start of the 2013 season (Matthews-24.0). His 16.0 sacks are **No. 8 among NFL defensive tackles** over that span, according to STATS LLC:

Player	Sacks 2013-15
1. Gerald McCoy, TB	25.0
2. Jurrell Casey, TEN	21.5
3. Aaron Donald, STL	20.0
4. Marcell Dareus, BUF	19.5
5. Ndamukong Suh, DET/MIA	18.0
6t. Geno Atkins, CIN	17.0
6t. Kyle Williams, BUF	17.0
8. Mike Daniels, GB	16.0

STIFLING SIGNAL-CALLERS

Since 2009, opposing quarterbacks have completed 2,227 of 3,832 passes (58.1 percent) for 27,011 overall yards and 170 touchdowns with 144 interceptions against the Packers. The 79.0 passer rating registered by opposing signal-callers over that span ranks **No. 1 in the NFL**:

Team	Opp. Passer Rating (Since 2009)
1. Cincinnati	79.2
2. Green Bay	79.0
3. New York Jets	79.4
4. Seattle	79.5

- Green Bay has held opposing starting quarterbacks to a passer rating of less than 80 in 51 of 109 games since 2009, including 12 of its last 29 games. The Packers have a **47-4 mark (.922)** in those contests.
- So far this season, the Packers are **No. 7 in the NFL** in opponent passer rating (81.4).
- A look at the Packers' record by opponent passer rating since 2009:

Passer Rating	GB Record Since 2009
Less than 70	35-3 (.921)
70-79	11-1 (.917)
80-89	16-6 (.727)
90-99	3-7 (.300)
100-plus	11-15-1 (.426)

DEFENSE SHIELD

The Packers' secondary is led by veteran cornerback **Sam Shields**, who earned his first trip to the Pro Bowl after a 2014 season that saw him record multiple interceptions for the fifth consecutive season.

- With a team-high three interceptions this season, Shields has registered multiple interceptions in each season from 2010-15.
- This season, he recorded interceptions in back-to-back games for the first time in his career (Weeks 3-4).
- Including playoffs, Shields is **tied for No. 3 in the NFL** among active players in interceptions since 2010:

Player	Interceptions (Since 2010)
1. Richard Sherman, SEA	28
2t. Sam Shields, GB	23
2t. Tramon Williams, GB/CLE	23
2t. Reggie Nelson, CIN	23
5. Earl Thomas, SEA	22

- Shields registered an interception during the NFC Championship Game at Seattle last season, giving him a franchise-record five career interceptions in the postseason.

MAKING AN IMPACT

S Ha Ha Clinton-Dix has been a presence on the Packers' defense since his rookie season.

- After starting 10 of 16 games and both postseason contests last season, he has started every game this season.
- Clinton-Dix finished second on the team with 95 tackles (73 solo) in 2014 and currently leads the Packers with 105 tackles (86 solo) this season.
- The second-year player registered a total of three interceptions last season (including playoffs). He is tied for second on the team with two this season.
- According to STATS LLC, his two sacks on the season are tied for the third most among NFL safeties.
- He has registered eight-plus tackles in eight games this season, including setting career highs in both total tackles (12) and solo tackles (11) in the Week 10 game vs. Detroit, in which he also registered an interception.
- Clinton-Dix has led the Packers in solo tackles a team-high four times this season.

GOOD FIRST IMPRESSION

Packers rookie CBs **Damarious Randall** and **Quinten Rollins** have stepped in and contributed in their first NFL season.

- Both Randall and Rollins are tied for second on the team with two interceptions.
- Randall leads the Packers with 14 passes defended.
- Rollins is one of seven NFL rookies to have an interception and a sack this season.
- They are **tied for No. 2 among NFL rookies** in interceptions this season:

Player	Interceptions
1. Marcus Peters, KC	5
2t. Damarious Randall, GB	2
2t. Quinten Rollins, GB	2
2t. Kwon Alexander, TB	2
2t. Delvin Breaux, NO	2
2t. Ronald Darby, BUF	2
2t. Jordan Hicks, PHI	2



PACKERS AT RAIDERS - WEEK 15

ON THE ROAD AGAIN

Green Bay went 7-1 away from Lambeau Field in 2011, with the seven road wins setting a single-season franchise record.

- The Packers have been able to stay above the .500 mark on the road during Head Coach **Mike McCarthy's** tenure, a notable achievement in the National Football League.
- Since 2006, McCarthy's first season as the head coach in Green Bay, only nine of 32 NFL teams have regular-season road records above .500.

Team	W-L Record	Pct.
1. New England	55-23-0	.705
2t. Dallas	45-34-0	.570
2t. Indianapolis	45-34-0	.570
4. Green Bay	44-34-0	.564
5. Philadelphia	44-34-1	.563
6. Denver	43-36-0	.544
7. N.Y. Giants	43-36-0	.544
8. New Orleans	42-37-0	.532
9. Pittsburgh	41-37-0	.526
10t. Chicago	39-39-0	.500
10t. San Diego	39-38-0	.500

316 AND COUNTING

Another packed house at Lambeau Field against the Cowboys in Week 13 brought the stadium's consecutive-sellouts streak to 316 regular-season games (not including replacement games).

- The league's longest-tenured stadium, Lambeau Field is hosting its 59th season of football in 2015. Including the playoffs, a total of 704,818 fans made their way through the turnstiles for the nine games last season. For the victory over Dallas in the Divisional round, Packers fans set a new Lambeau Field paid attendance record (79,704).
- Across American professional sports, only Boston's Fenway Park (1912) and Chicago's Wrigley Field (1914) have longer tenures.

THE LAMBEAU ADVANTAGE

The crown jewel of the National Football League, Lambeau Field has long been known as one of the tougher venues to play in, particularly during the harsh Wisconsin winter.

- Re-establishing home-field advantage after a 4-4 mark in 2008 was one of the goals of 2009, and with the Packers finishing 6-2 at home, they accomplished that goal. Green Bay followed that up with a 7-1 mark at Lambeau Field in 2010, a perfect 8-0 record in 2011, the first undefeated home mark since 2002, and a 7-1 mark in 2012. Last season, the Packers were one of two teams to finish undefeated at home during the regular season (Denver).
- Head Coach **Mike McCarthy** stated consistently upon his arrival in Green Bay that one of the team's goals would be to reclaim the mystique of playing at Lambeau Field. Mission accomplished. The team is 59-19-1 (.753) at home in the regular season since 2006.
- Since **Ron Wolf** and **Mike Holmgren** began the revitalization of the franchise in 1992, Green Bay owns the best home record in the NFL. A look at the top regular-season home W-L records since the '92 season:

Team	W-L Record	Pct.
1. Green Bay	146-44-1	.767
2. New England	138-53-0	.723
3. Pittsburgh	137-53-1	.720

HOT AT HOME

Since the start of 2009, the Packers have been one of the best teams in the league at home during the regular season:

Team	W-L Record	Pct.
1. New England	50-5-0	.909
2. Green Bay	45-9-1	.827
3. Baltimore	41-13-0	.759
4. Seattle	39-15-0	.722
5. Pittsburgh	39-16-0	.709

IN THE FREE-AGENCY ERA

Talk of unrestricted free agency in the early '90s led many to forecast tough times for the small-town Green Bay Packers.

- However, Green Bay has remained among the most successful teams since the advent of free agency in 1993. The Packers have won 10 or more games 14 times since '93 and captured 10 division crowns.
- A look at the most successful teams in the free-agency era:

Team	W-L Since '93	Pct.	Playoff Berths
1. New England	245-120-0	.671	17*
2. Green Bay	234-130-1	.642	17
3. Pittsburgh	228-136-1	.626	14
4. Denver	222-143-0	.608	12
5. Indianapolis	215-150-0	.589	16

*Clinched Playoff berth in 2015

IN THE LEAGUE RANKINGS 2015 REGULAR SEASON



GREEN BAY (Team)

Category	NFC	NFL
Turnover Margin (+7)	3	4
Points Scored (24.4)	6	12
Points Allowed (18.8)	3	6
Total Offense (348.6)	10	18
Rushing (120.8)	6	8
Passing (227.8)	10	23
Total Defense (350.2)	10	18
vs. Rush (116.4)	11	23
vs. Pass (233.8)	7	11
Third-Down Offense (36.2%)	13	25
Third-Down Defense (36.8%)	6	10
Red-Zone Offense (63.4%)	4	8
Red-Zone Defense (57.5%)	9	19

OAKLAND (Team)

Category	AFC	NFL
Turnover Margin (0)	7t	14t
Points Scored (23.0)	8	9t
Points Allowed (25.1)	9t	23t
Total Offense (344.5)	10	20
Rushing (91.0)	12	26
Passing (253.5)	7t	12t
Total Defense (372.5)	13	25
vs. Rush (101.1)	8	12
vs. Pass (271.5)	14	28
Third-Down Offense (42.5%)	3	6
Third-Down Defense (37.9%)	6	13
Red-Zone Offense (42.5%)	3	5
Red-Zone Defense (52.1%)	5	10

GREEN BAY (Individual)

Category	NFC	NFL
Passing: A.Rodgers (97.5)	4	7
Rushing: Lacy (641)	11t	21t
Receptions: Cobb (65)	8t	20t
Rec. Yds.: Cobb (737)	12	31
Interceptions: Shields (3)	8t	16t
Sacks: Peppers (7.0)	9t	18t














OAKLAND (Individual)

Category	AFC	NFL
Passing: Carr (96.5)	5	10
Rushing: Murray (878)	2	6
Receptions: Crabtree (70)	9	14
Rec. Yds.: Cooper (920)	10t	15t
Interceptions: Woodson (5)	2t	3t
Sacks: Mack (14.0)	1	1



2015 SCHEDULE NOTES

2015 OPPONENTS

		NFL Rank (2015)	
		Record	Offense Defense
	Chicago Bears(5-8)	17	12
	Seattle Seahawks.....(8-5)	5	2
	Kansas City Chiefs.....(8-5)	23	8
	at San Francisco 49ers..(4-9)	32	30
	St. Louis Rams.....(5-8)	31	19
	San Diego Chargers....(3-10)	8	24
	at Denver Broncos.....(10-3)	24	1
	at Carolina Panthers...(13-0)	10	3
	Detroit Lions.....(4-9)	22	16
	at Minnesota Vikings...(8-5)	30	14
	Dallas Cowboys(4-9)	28	9
	at Oakland Raiders(6-7)	20	25
	at Arizona Cardinals....(11-2)	1	4

A LOOK AT THE SCHEDULE

The Green Bay Packers' 95th NFL regular-season schedule is headlined by five prime-time games (subject to flexible scheduling), including a Thanksgiving night game at Lambeau Field against the Chicago Bears, the first home Thanksgiving game since 1923.

- The Packers honored two of its all-time greats – Brett Favre and Ron Wolf – in halftime ceremonies during the 2015 season, with Wolf's name unveiled next to fellow Pro Football Hall of Famers on the stadium's east side Nov. 15 and Favre's name and retired No. 4 unveiled on Lambeau Field's north façade on Nov. 26.
- Green Bay's schedule includes seven games against 2014 playoff teams. Three of those games (Dallas, Detroit, Seattle) will be at Lambeau Field, while four (Arizona, Carolina, Denver, Detroit) will come on the road.
- The Packers opened the season on the road, traveling to Chicago to play the Bears in Week 1 for the first time since 1981.
- Green Bay spent Week 2 playing a Sunday night game against the Seattle Seahawks. In Week 3, they faced the Kansas City Chiefs on *Monday Night Football*. It was the first time since 2008 that the Packers played their first two home games in primetime. It is the 23rd consecutive season (1993-2015) that the Packers are appearing on *MNF*. Green Bay is 15-8-1 at home on *MNF*, including 5-1 under McCarthy.
- The Packers traveled to San Francisco in Week 4, the fifth time the Packers and 49ers will met in the regular or postseason since 2012.
- The St. Louis Rams visited Lambeau for the first time since 2011 in Week 5, and in Week 6 the Packers hosted the San Diego Chargers for the first time since 2007 and only the fifth time overall. Green Bay improved to 8-2 against the Rams at Lambeau Field (dating back to 1990) and improved to 10-1 all-time versus the Chargers.
- Following Green Bay's first Week 7 bye since 2007, the Packers traveled to play the Broncos in Denver for the first time on a Sunday night. It was Green Bay's seventh visit to the Mile High City during the regular season and first since a 19-13 overtime victory in 2007. It was a matchup of two of three NFL teams (New England) that have won their division each of the last four years. It was the first of a three-game stretch the Packers will play against 2014 playoff teams.
- The Packers stayed on the road for a Week 9 game at Carolina, facing the Panthers in back-to-back seasons for the first time since 2007-08. Green Bay fell to 8-5 against the Panthers during the regular season, including 5-3 at Carolina.
- The second half of the regular season saw Green Bay face division opponents in four consecutive weeks. The Packers faced the Lions at home in Week 10, traveled to play Minnesota in Week 11, came home and played the Bears on Thanksgiving in Week 12 and played at Detroit in another Thursday night game in Week 13. It was the first time Green Bay played division opponents in four consecutive weeks since 2000 (Weeks 14-17) and the first time the Packers played on consecutive Thursdays since 2007 (Weeks 12-13).
- The Packers' final four regular-season games are bookended by two home contests, which started with Dallas returning to Green Bay in Week 14. Including the postseason, the Packers won their fifth consecutive game against the Cowboys. Green Bay is 11-4 against Dallas at home during the regular and postseason.
- In Weeks 15-16, Green Bay travels west to play the Oakland Raiders and Arizona Cardinals. The Packers have won six consecutive games against the Raiders, including two on the road. In those six games, Green Bay has outscored the Raiders, 210-70. The Packers have won seven of the last eight regular-season matchups against the Cardinals, including each of the past three.
- Green Bay will host the Vikings at Lambeau to close out the regular season, marking the sixth time the two have met in the regular-season finale and first at Lambeau since 1996. Including playoffs, Green Bay has a 8-1-1 mark (.833) against the Vikings at Lambeau Field under Head Coach **Mike McCarthy**.



STREAKS & MILESTONES – REGULAR SEASON

18 RANDALL COBB

- ▶ Joined by WR **Jordy Nelson** as the first duo in franchise history to both catch 10-plus touchdown passes in the same season in 2014.
- ▶ Reached the 1,000-yard receiving mark for the first time in his career last season (1,287). He joined Nelson (1,433) as the second duo in Packers' history to each reach 1,200 receiving yards in the same season, joining the 2004 duo of Javon Walker (1,382) and Donald Driver (1,208).
- ▶ With a career-best 91 receptions in 2014, seventh most in franchise history, joined Nelson (92) to become the only pair of Packers' players to reach 90 receptions each in the same season.
- ▶ Joined Nelson to become the first duo in NFL history to record 90-plus receptions, 1,200-plus yards and 12-plus touchdown receptions in the same regular season (2014).
- ▶ Cobb and Nelson became just the third set of teammates in NFL history with at least 1,200 receiving yards and 10 touchdowns each in the same season (2014), joining Minnesota's Cris Carter and Randy Moss in 1999 and Denver's Demaryius Thomas and Eric Decker in 2013.
- ▶ Registered a touchdown reception in a career-best six consecutive games (Games 4-9, 2014). It was the longest streak by a Packer since WR Sterling Sharpe (six) in 1994.
- ▶ Set a single-season franchise record with a league-high 2,342 combined net yards in 2012, topping the previous team mark of 2,250 yards by RB Ahman Green in 2003.
- ▶ With 954 receiving yards and 964 kickoff return yards in 2012, became the first person in NFL history to post 900-plus yards in each category in the same season.
- ▶ Has three kick return scores (two punts, one kickoff) in his career, which ties him for No. 2 in franchise history behind only RB Travis Williams' six return TDs (one punt, five kickoffs).

2 MASON CROSBY

- ▶ Is the franchise all-time leader in career points (1,126) and field goal attempts (290) during the regular season.
- ▶ With 1,037 points from 2007-14, passed NE K Stephen Gostkowski (1,023) for the most points by an NFL player in his first eight seasons.
- ▶ Made six consecutive field goals from 50-plus yards during the 2014 season, a franchise record.
- ▶ Tied for No. 1 in team history for the most 100-point seasons with eight (Longwell).
- ▶ Made 23 straight field goals from Week 13 of 2010 through Week 10 of 2011, the longest regular-season streak in franchise history.
- ▶ In 2011, set a franchise record with a 58-yard field goal in Week 7 at Minnesota, eclipsing the mark of 56 yards he held (Week 1 at Philadelphia, 2010; Week 5 at Atlanta, 2011).

27 EDDIE LACY

- ▶ Became the first player in franchise history to rush for at least 1,000 yards and score 10-plus scrimmage touchdowns in each of his first two seasons (2013-14).
- ▶ With 2,317 rushing yards in 2013-14, passed John Brockington (2,132) for the most by a Packers' running back in his first two NFL seasons.
- ▶ With 13 touchdowns during the 2014 season, joined WRs **Randall Cobb** and **Jordy Nelson** as the first Green Bay trio to each score 10-plus touchdowns in the same season.
- ▶ Was the first Packers back to ever to record 100 yards from scrimmage and a touchdown reception in three consecutive games (Weeks 10-12, 2014).
- ▶ Set a franchise record with nine straight games with more than 100 yards from scrimmage (2014).

- ▶ Became first Green Bay running back to register receptions of 55 yards or more in consecutive games (2014: at NO and vs. CHI).
- ▶ His 123 receiving yards at New Orleans in Week 8 (2014) were the second most by a Green Bay running back since the 1970 AFL-NFL merger, trailing only Eddie Lee Ivey's 128 yards at Tampa Bay on Oct. 12, 1980.
- ▶ Set franchise rookie records in 2013 for rushing yards (1,178), rushing TDs (11) and rushing attempts (284).
- ▶ Tied the team rookie mark for 100-yard rushing games with four (2013).
- ▶ Named NFL Offensive Rookie of the Year by *The Associated Press* and was selected to the Pro Bowl as an injury replacement for Vikings RB Adrian Peterson.

8 TIM MASTHAY

- ▶ Ranks No. 1 in franchise history (min. 150 punts) with a 44.1-yard gross punting average.
- ▶ Has recorded at least one 60-yard punt for six straight seasons (2010-15), a franchise record.
- ▶ In Weeks 13-14 this season, he became the first Packers punter to post a net average of 44-plus yards (min. four punts) in back to back games since net punting average was first tracked in 1976 (according to the Elias Sports Bureau).
- ▶ Set a franchise record with nine punts against Detroit in Week 10.
- ▶ Ranks No. 1 in team annals (since 1976) with 129 punts placed inside the 20-yard line in his career.
- ▶ Set a single-season franchise record with his 45.6-yard gross average in 2011, surpassing Hentrich's 45.0-yard mark in 1997.
- ▶ Tied Sean Landeta's single-season franchise record (1998) by placing 30 punts inside the 20-yard line in 2012.
- ▶ Holds the top four single-season marks for net punting average in franchise history (since 1976) with a 38.95 average in 2013, a 38.93 average in 2012, a 38.56 average in 2011 and a 37.65 average in 2010.

52 CLAY MATTHEWS

- ▶ Led the team with 11.0 sacks in 2014 and earned his fifth trip to the Pro Bowl. Ranks No. 3 in team history with 66.5 career sacks.
- ▶ Tied for No. 1 in team history with four 10-plus sack seasons.
- ▶ Only player in franchise history to be named to the Pro Bowl each of his first four seasons in the league (2009-12).
- ▶ Only player in team history to score a defensive TD in each of his first three seasons in the league (2009-11).
- ▶ His 17 sacks in his first 20 games were the most by an NFL player to start his career at the time, eclipsing the mark of 16.5 set by Leslie O'Neal (1986, 1988) and John Abraham (2000-01).
- ▶ Is the first NFL player since sacks became an official stat in 1982 to post a double-digit sack total and a defensive TD in each of his first two seasons in the league.
- ▶ First player in franchise annals to post 10-plus sacks in each of his first two years in the NFL.
- ▶ His 29.5 sacks from 2009-11 were tied for No. 1 in team history with Tony Bennett for the most sacks by a Packer in his first three seasons in the league.
- ▶ Set a franchise rookie record with 10 sacks in 2009.

Two years after he co-founded the Packers with Curly Lambeau, George Calhoun began writing a piece called The Dope Sheet, which served as the official press release from 1921-24.





STREAKS & MILESTONES – REGULAR SEASON



56 JULIUS PEPPERS

- Is the only player in NFL history with 100 career sacks and four interception returns for touchdowns.
- Became the first linebacker in Packers' history to post two interception returns for touchdowns in the same season (2014).
- Only player in NFL history with at least 10 interceptions and 100 sacks.
- Has been selected to eight Pro Bowls since entering the league in 2002, which ties him with Charles Woodson and DeMarcus Ware for the most among active defensive players.
- With eight double-digit sack seasons as a pro, is tied with Jared Allen and DeMarcus Ware for the most in the NFL since 2002.
- Named first-team All-Pro by *The Associated Press* three times and was selected to the NFL's All-Decade team for the 2000s.

12 AARON RODGERS

- Ranks No. 1 in NFL history with a 105.0 career passer rating.
- Reached the 30,000 career passing yards on his 3,652nd attempt, the fewest attempts needed in NFL history as he bested the previous record held by QB Johnny Unitas (3,695 attempts).
- Set NFL records with 494 pass attempts and 44 touchdown passes (586 and 49 including playoffs) at home without an interception. The streak lasted from Dec. 2, 2012, to Oct. 11, 2015.
- In 116 regular-season starts, has 43 career 300-yard games, 46 three-TD games and 70 zero-INT games (min. 15 attempts).
- Is the only QB in team history with four 400-yard passing games, including a 480-yard effort vs. Washington in 2013 that tied a franchise record. No one else has more than one 400-yard game.
- Tied with Brett Favre for the franchise record for 4,000-yard passing seasons (five).
- Threw for a career-best five interceptions last season, the third fewest in a single regular season in Packers' history.
- Threw six touchdown passes in the first half against the Bears in Week 10 (2014), tying Raiders QB Daryle Lamonica (vs. Buffalo, Oct. 19, 1969) for the NFL record for most touchdown passes in a half. It was the second time Rodgers threw for a franchise-best six touchdowns in a game.
- Posted six consecutive zero-interception games during the 2014 season (Weeks 2-7), tying Bart Starr's franchise record (min. 15 attempts a game) set in 1964.
- Joined Patriots QB Tom Brady (2007) as the only players in NFL history to register four straight three-touchdown/zero-interception games in a single season (Weeks 4-7, 2014). Also joined Brady (eight in 2007) for the most three-touchdown/zero-interception games in NFL history in a single season (2014).
- When he hit the 200-TD mark for his career, he had thrown just 53 INTs to that point, the fewest in NFL history as he bested Tom Brady's mark of 88 INTs at the time of his 200th TD pass.
- In 2014, he became the first NFL quarterback to throw for 18-plus touchdowns with one or fewer interceptions in the first seven games of a season.
- Ranks No. 2 in NFL history for the most touchdown passes in a player's first 100 games with 203 (MIA QB Dan Marino, 217).
- Set an NFL single-season record in 2011 with a 122.5 passer rating and set team marks for TD passes (45), passing yards (4,643), completion percentage (68.3), yards per attempt (9.25), TD/INT ratio (7.50) and 300-yard games (eight).

- Posted 21,332 passing yards from 2008-12, the most in NFL history by a quarterback in his first five seasons as a starter.
- Threw a TD pass in 35 straight regular-season games at Lambeau Field from 2008-12, a team record (previous mark was 25 by Brett Favre, 1992-96). It was the second-longest home streak in NFL history behind Dan Marino's 39-game streak from 1983-88.
- Tied a single-game franchise record with six TD passes at Houston in Week 6 of 2012, matching Matt Flynn's mark (Jan. 1, 2012, vs. Detroit).
- Posted a 100-plus passer rating in six straight seasons (2009-14), the only quarterback in league history to accomplish that feat.
- In 2009, became first QB in NFL history to throw 30 or more TDs, seven or fewer INTs, and rush for five TDs in the same season.
- Has registered a passer rating over 110.0 in four or more consecutive games three times in his career (Weeks 3-7, 2009; Week 9, Weeks 11-13, 2010; Weeks 1-7, 9-12, 2011), one of only two quarterbacks in franchise history (Bart Starr, 1966) to accomplish the feat in a single season.

<div>  PACKERS IN WEEKLY 2015 TEAM RANKINGS  </div>								
		NFL Offense			NFL Defense			
After Week ...	Opp.	Total	Rush	Pass	Total	Rush	Pass	
1	at CHI	19	7	20	27	31	16	
2	SEA	16	9	21	21	31	12	
3	KC	20	8	27	19	27	9	
4	at SF	10	3	21	8	21	7	
5	STL	10	8	20	7	28	4	
6	SD	10t	5	20	16	24	11	
7	(bye)	11	8	22	14	22	12	
8	at DEN	28	12	27	23	25t	17	
9	at CAR	25	13	26	23	28	23	
10	DET	21	16	22	23	24	21	
11	at MIN	22	16	22	21	22	22	
12	CHI	24	10	23	21	23	18	
13	at DET	22	15	23	19	20	20	
14	DAL	18	8	23	18	23	11	
15	at OAK							
16	at ARI							
17	MIN							
Packers in 2014		6	11	8	15	23	10	
Packers in 2013		3	7	6	25	25	24	
Packers in 2012		13	20	9	11	17	11	
Packers in 2011		3	27	3	32	14	32	
Packers in 2010		9	24	5	5	18	5	
Packers in 2009		6	14	7	2	1	5	
Packers in 2008		8	17	8	20	26	12	
Packers in 2007		2	21	2	11	14	12	
Packers in 2006		9	23	8	12	13	17	
Packers in 2005		18	30	7	7	23	1	
Packers in 2004		3	10	3	25	14	25	
Packers in 2003		4	3	16	17	10	23	
Packers in 2002		12	12	10	12	21	3	
Packers in 2001		6	21	3	12	16	15	
Packers in 2000		15	23	8	15	8	19	
Packers in 1999		9	21	7	19	22	18	
Packers in 1998		5	25	3	4	4	10	
Packers in 1997		4	12	3	7	20	8	
Packers in 1996		5	11	5	1	4	1	
Packers in 1995		7	26	3	14	7	21	
Packers in 1994		9	19	9	6	3	15	
Packers in 1993		19	22	18	2	8	7	
Packers in 1992		15	21	9	23	16	23	



PACKERS STARTERS – OFFENSE

WR Davante Adams, 2nd Year, Fresno State, D2-14

- ▶ Has started 23 of the last 27 games, including the postseason.
- ▶ Started 11 of 16 regular-season games played as a rookie in 2014 and both playoff contests.
- ▶ Recorded 121 receiving yards against New England in Week 13 last season, the most by a Green Bay rookie since WR Sterling Sharpe's 124-yard effort vs. Detroit on Nov. 20, 1988.
- ▶ Set franchise postseason single-game records for the most receptions and receiving yards by a rookie when he posted seven catches for 117 yards (16.7 avg.) and a touchdown in the NFC Divisional playoff victory vs. Dallas.

LT David Bakhtiari, 3rd Year, Colorado, D4a-13

- ▶ Has started every game at LT since the start of the 2013 regular season.
- ▶ Started all 16 games at left tackle in 2013, the only rookie in the NFL to do so in 2013 and the first Packer rookie to do so since the league went to a 16-game schedule in 1978.
- ▶ Became just the fourth Green Bay rookie to start at LT in the season opener since the 1970 AFL-NFL merger and the first since 1985.
- ▶ Earned second-team All-Pacific-12 honors from the conference's coaches each of his last two seasons (sophomore and junior) at Colorado.

LG Josh Sitton, 8th Year, Central Florida, D4b-08

- ▶ Has started 107 games since 2009, the most by an offensive player in a Green Bay uniform over that span.
- ▶ Was named to his second career Pro Bowl after the 2014 season.
- ▶ Was named 2010 Offensive Lineman of the Year by the NFL Alumni Association.
- ▶ According to STATS LLC, has allowed just 15.0 sacks in his eight-year career.
- ▶ Was the only Packer on either side of the ball to not miss a snap from 2009-10.

C Corey Linsley, 2nd Year, Ohio State, D5a-14

- ▶ Has started every game he has played in. He has only missed two games in his career, Week 12 and Week 14 (ankle).
- ▶ First rookie center to start for Green Bay in Week 1 since the merger.
- ▶ Was the first rookie center to start every game for the Packers since the league went to a 16-game schedule in 1978.
- ▶ Named to PFWA's All-Rookie team, the first Green Bay center to be honored since its inception in 1974.
- ▶ The Ohio native was part of a Buckeye team that won 24 consecutive games from 2012-13.

RG T.J. Lang, 7th Year, Eastern Michigan, D4-09

- ▶ Has started games at four different positions on the line as a pro (44 at RG, 27 at LG, five at RT, two at LT). Played C in Week 10 in 2013.
- ▶ Has started 75 contests since 2011.
- ▶ Started games at both tackle spots in his first season (2009) and became the first Packers rookie to start consecutive games at left tackle since Chad Clifton in 2000.
- ▶ Began his college career as a defensive lineman, but converted to the offensive line as a sophomore and started 36 straight games (10 at RT, 26 at LT) over his final three years.

RT Bryan Bulaga, 6th Year, Iowa, D1-10

- ▶ Missed the second part of the 2012 season after suffering a hip injury vs. Arizona on Nov. 4 and missed all of the 2013 season after injuring his knee on Aug. 3. Has started 24 of 29 games since the start of the 2014 season.
- ▶ Started 37 games at RT in his first three seasons in the league.
- ▶ Started the final 12 games of 2010 and the entire postseason at right tackle after taking over for veteran Mark Tauscher (shoulder), the most regular-season starts by a Packers rookie tackle since Tauscher's 14 in 2000.
- ▶ Named to the *Pro Football Weekly*/PFWA All-Rookie team in 2010.
- ▶ Capped his rookie season by becoming the youngest player, according to STATS LLC, to ever start in the Super Bowl (21 years, 322 days).

TE Richard Rodgers, 2nd Year, California, D3a-14

- ▶ Ranks second on the team this season in receptions (49).
- ▶ Is tied for the team lead with seven touchdown receptions this season.
- ▶ Set a regular-season franchise record for a tight end with 146 yards on eight receptions (18.3 avg.), including a game-winning 61-yard touchdown catch with no time on the clock, at Detroit in Week 13.

- ▶ Including the postseason, has registered one or more receptions in 22 of the last 24 games.
- ▶ Played in all 16 games with five starts as a rookie in 2014, recording 20 receptions for 225 yards (11.3 avg.) and two touchdowns.
- ▶ Became the first rookie TE to start for the Packers in a season opener since Jackie Harris opened in a two-tight-end set in 1990.
- ▶ Was the first rookie TE to appear in all 16 games for Green Bay since Bubba Franks in 2000.

WR Randall Cobb, 5th Year, Kentucky, D2-11

- ▶ Leads the team in receptions (65) and receiving yards (737) and is No. 3 in touchdown receptions (six).
- ▶ Set a new single-season career high with five 100-yard receiving games during the 2014 season (three-2012). Earned first trip to the Pro Bowl.
- ▶ His career-best 91 receptions in 2014 were the seventh most in team history.
- ▶ Finished the regular season tied for fourth in the NFL with 12 touchdown receptions in 2014.
- ▶ Before suffering a knee injury in Week 6 in 2013, led the team in receptions with 29 and was No. 2 in receiving yards with 378.
- ▶ Set a franchise single-season record with a league-high 2,342 combined net yards in 2012, topping the previous team mark of 2,250 yards by RB Ahman Green in 2003.
- ▶ With 954 receiving yards and 964 kickoff return yards in 2012, he became the first player in NFL history to post 900-plus yards in each category in the same season.

QB Aaron Rodgers, 11th Year, California, D1-05

- ▶ His career passer rating of 105.0 ranks No. 1 in NFL history.
- ▶ Finished the 2014 regular season ranked No. 2 in the NFL in passer rating (112.2), touchdown percentage (7.3), No. 1 in interception percentage (1.0) and No. 3 in touchdown passes (38).
- ▶ In 116 regular-season starts (78-38 record), has posted 43 games with 300-plus passing yards, 70 without an interception and 67 with a 100-plus passer rating (min. 15 attempts).
- ▶ Recorded a passer rating of at least 120.0 in seven regular-season games in 2014, setting a single-season career high and tying for the third most in a single season in the NFL, dating back to 1960.
- ▶ Posted 21,332 passing yards from 2008-12, which ranks No. 1 in league history for the most passing yards by a QB in his first five seasons as a starter (previous record was Peyton Manning, 20,618, 1998-2002).
- ▶ In 2011, set an NFL record with a 122.5 passer rating and set franchise marks for TD passes (45), passing yards (4,643), completion percentage (68.3), yards per attempt (9.25) and 300-yard games (eight) on his way to earning NFL Most Valuable Player honors from *The Associated Press*.

RB James Starks, 6th Year, Buffalo, D6-10

- ▶ Has set career highs in scrimmage yards (884), receptions (39), receiving yards (369) and receiving touchdowns (three) this season.
- ▶ Has put together two of the finest rushing games of his career this season. In Week 2, he carried the ball 20 times for 95 yards (4.8 avg.), and in Week 6, he racked up 112 yards on just 10 carries (11.2 avg.), becoming the first Packers player to rush for 100-plus yards on 10 or fewer carries since RB Brandon Jackson at Washington on Oct. 10, 2010 (115 yards on 10 carries). He also registered a 65-yard touchdown against San Diego, the longest by a Green Bay player since RB DeShawn Wynn's 73-yard touchdown vs. Detroit on Dec. 28, 2008.
- ▶ Led the NFL with 315 rushing yards during the 2010 playoffs.

FB John Kuhn, 10th Year, Shippensburg, W-07 (Pit)

- ▶ Selected to the Pro Bowl for the second time in 2014. His first selection came in 2011, when he was the first Green Bay fullback to be honored since William Henderson in 2004.
- ▶ Has played in 135 of 140 games (146 of 151 including playoffs) during his nine seasons in Green Bay, appearing in all 16 regular-season contests in five of those seasons, including 2014.
- ▶ Only player on the team to have a rushing and receiving touchdown each season from 2008-11, and was the first Packer to achieve that feat since RB Ahman Green (2001-04).
- ▶ Led the team with four rushing TDs in 2011 and led the running backs with six total TDs.



PACKERS STARTERS – DEFENSE

DE Letroy Guion, 8th Year, Florida State, FA-14

- ▶ Has started four of the 10 games he has played in this season after starting all 16 regular-season games and both postseason contests last season.
- ▶ Signed with Green Bay during the 2014 offseason after spending his first six NFL seasons with the Minnesota Vikings.
- ▶ Started all 28 games he appeared in for Minnesota over the past two seasons, recording 72 tackles (32 solo) and three sacks over that span.
- ▶ Was the only Viking to block a field goal in both 2011 and 2012.

NT B.J. Raji, 7th Year, Boston College, D1a-09

- ▶ Has started 12 of 13 games this season after missing the entire 2014 season with a biceps injury suffered during a preseason game vs. Oakland.
- ▶ Played in 70 games from 2010-13 (including playoffs), tied for second most in NFL by a defensive lineman over that span.
- ▶ Named to the Pro Bowl in 2011, becoming the first Packers defensive tackle since Bob Brown in 1972 to receive the honor.
- ▶ Earned All-Rookie team honors from *Pro Football Weekly*/PFWA in 2009, the first Packers defensive lineman to be selected since DE Vonnie Holiday in 1998.

DT Mike Daniels, 4th Year, Iowa, D4a-12

- ▶ Ranks second on the team with 16.0 sacks since the start of the 2013 regular season (LB Clay Matthews-24.0).
- ▶ Started all 16 games for the first time in his career in 2014 and finished first on the Packers defensive line with 5.5 sacks while setting a career high with 69 tackles.
- ▶ Returned a fumble 43 yards for a TD vs. Detroit in Week 14 of 2012, the longest fumble return for a TD by a rookie in franchise history.
- ▶ Starred as an interior pass rusher at Iowa, posting a team-high 24.5 tackles for a loss and 13 sacks from 2010-11.

LOLB Mike Neal, 6th Year, Purdue, D2-10

- ▶ Has started a career-best 12 of 13 games played this season.
- ▶ Ranks No. 3 on the Packers with 16.5 sacks since 2012.
- ▶ Transitioned to a hybrid OLB/DE role in 2013 and racked up 102 tackles (66 solo), a interception, a forced fumble and 9.5 sacks from 2013-14.

BLB Jake Ryan, Rookie, Michigan, D4-15

- ▶ Recorded a team-best nine tackles (eight solo) and one fumble recovery in Week 13 at Detroit in his first pro start.
- ▶ Served as a team captain for his final two seasons at Michigan and was a three-time winner (2012-14) of the Roger Zatkoff Award, given to the Wolverines top linebacker. He was the only player to win the award (est. 1991) three times.
- ▶ Joined LB John Anderson (first round, 26th overall) as the only Michigan linebackers ever drafted by Green Bay.
- ▶ Started 41 of 46 games played in college, appearing at inside linebacker as a senior after spending his first three seasons at outside linebacker and defensive end.

MLB Clay Matthews, 7th Year, Southern California, D1b-09

- ▶ Ranks No. 7 in the NFL since entering the league in 2009 with 66.5 sacks. His sack total ranks No. 3 in team history (since 1982).
- ▶ With a team-high 11.0 sacks last season, is now tied for the most 10-plus sack seasons in franchise history (four).
- ▶ Was named to the Pro Bowl for the fifth time in 2014. Is the only Packer in team history to earn Pro Bowl recognition in each of his first four seasons in the NFL (2009-12).
- ▶ Is the only player in franchise history to score a defensive TD (interception or fumble return) in each of his first three seasons in the NFL (2009-11).
- ▶ Named first-team All-Pro by *The Associated Press* in 2010, the first Green Bay LB to earn that honor since Tim Harris in 1989. Finished second to Pittsburgh safety Troy Polamalu in the AP's Defensive Player of the Year voting.

ROLB Julius Peppers, 14th Year, North Carolina, FA-14

- ▶ Signed with Green Bay last offseason after playing the previous four seasons for Chicago and the first eight of his career for Carolina after being selected as the No. 2 overall pick in 2002.
- ▶ Only player in NFL history with 10 interceptions and at least 100 sacks.
- ▶ Has been selected to the Pro Bowl eight times (2004-06, 2008-12) and has been named first-team All-Pro by *The Associated Press* three times (2004, 2006, 2010). Was named to the NFL's All-Decade Team for the 2000s.
- ▶ Has played in 125 consecutive regular-season games, tied for the longest active streak among NFL linebackers.
- ▶ Ranks No. 3 in the league in sacks (132.5) and No. 5 in forced fumbles (45) since entering the NFL in 2002. His sack total is tied for No. 12 in NFL history (since 1982).
- ▶ Has blocked 13 kicks (12 field goals, one extra point) during his career.

LCB Casey Hayward, 4th Year, Vanderbilt, D2b-12

- ▶ Played in all 16 games in 2014 and tied for No. 1 on the team (LB Julius Peppers) and No. 7 in the NFL for total takeaways with five (three INTs, two fumble recoveries).
- ▶ Missed most of the 2013 season with a nagging hamstring injury.
- ▶ Became the first Green Bay CB ever to be named to the *Pro Football Weekly*/PFWA All-Rookie team (est. 1974) and was chosen as the league's Defensive Rookie of the Year by ProFootballFocus.com in 2012. Led all NFL rookies with a team-high six INTs.

RCB Sam Shields, 6th Year, Miami, FA-10

- ▶ Leads the team with three interceptions this season.
- ▶ Recorded interceptions in back-to-back games this season (Weeks 3-4) for the first time in his career. Ranks No. 2 on the team in passes defended this season (13).
- ▶ Finished second on the team with 13 passes defended in 2014 to go along with two interceptions. Earned first career trip to the Pro Bowl.
- ▶ Started all 14 games he appeared in during the 2013 season and led the team with four INTs (tied career high) and a career-best 25 passes defended.
- ▶ Made an impact in 2010 after making the team as a non-drafted rookie, earning the nickel CB job despite playing the position only one season in college.
- ▶ In Green Bay's NFC Championship Game win over Chicago in the 2010 season, became the first rookie in NFL history to record two INTs and a sack in a postseason contest.

SS Morgan Burnett, 6th Year, Georgia Tech, D3-10

- ▶ Finished with a team-high 125 tackles in 2014, the second most of his career (137 in 2012). Ranked No. 2 on the team with 106 tackles (77 solo) in 2013, despite missing the first three games due to injury. Recovered three fumbles, including one for a TD, and added nine passes defended.
- ▶ Participated in all 1,088 plays for Green Bay's defense in 2012, one of only four non-offensive linemen in the NFL to appear in 100 percent of his team's snaps.
- ▶ Enjoyed his first full season as a pro in 2011, joining DT B.J. Raji as the only two Green Bay defensive players to start all 16 regular-season games.
- ▶ Started the first four games of the 2010 season at SS before sustaining a season-ending knee injury vs. Detroit in Week 4.

FS Ha Ha Clinton-Dix, 2nd Year, Alabama, D1-14

- ▶ Leads the team in tackles this season with 105 (86 solo) and is tied for second on the team in interceptions (two).
- ▶ Has started every game in 2015 after starting 10 of 16 games last season, finishing second on the team in tackles (95).
- ▶ Was the second safety ever drafted by Green Bay in the first round (Alabama S George Teague, No. 29 overall in 1993).
- ▶ Was a consensus All-America selection in 2013 as a junior, earning first-team recognition from *The Associated Press*, the Football Writers Association of America and *Sporting News*.

NFL

No	ALPHABETICAL ROSTER	Pos	Ht	Wt	Birthdate	Exp	College	High School Hometown
84	Abbrederis, Jared	WR	6-1	195	12/17/90	2	Wisconsin	Wautoma, Wis.
17	Adams, Davante	WR	6-1	215	12/24/92	2	Fresno State	Palo Alto, Calif.
86	Backman, Kennard	TE	6-3	245	2/26/93	R	Alabama-Birmingham	Mableton, Ga.
69	Bakhtiari, David	T	6-4	310	9/30/91	3	Colorado	San Mateo, Calif.
32	Banjo, Chris	S	5-10	207	2/26/90	2	Southern Methodist	Sugar Land, Texas
67	Barclay, Don	T/G	6-4	305	4/18/89	4	West Virginia	Harmony, Pa.
75	Bulaga, Bryan	T	6-5	314	3/21/89	6	Iowa	Woodstock, Ill.
42	Burnett, Morgan	S	6-1	209	1/13/89	6	Georgia Tech	College Park, Ga.
21	Clinton-Dix, Ha Ha	S	6-1	208	12/21/92	2	Alabama	Orlando, Fla.
18	Cobb, Randall	WR	5-10	192	8/22/90	5	Kentucky	Alcoa, Tenn.
38	Crockett, John	RB	6-0	217	2/16/92	R	North Dakota State	Minneapolis, Minn.
2	Crosby, Mason	K	6-1	207	9/3/84	9	Colorado	Georgetown, Texas
76	Daniels, Mike	DT	6-0	310	5/5/89	4	Iowa	Blackwood, N.J.
91	Elliott, Jayrone	LB	6-3	255	11/11/91	2	Toledo	Cleveland, Ohio
61	Goode, Brett	LS	6-1	255	11/2/84	8	Arkansas	Fort Smith, Ark.
39	Goodson, Demetri	CB	5-11	197	6/11/89	2	Baylor	Spring, Texas
98	Guion, Letroy	DT	6-4	322	6/21/87	8	Florida State	Starke, Fla.
36	Gunter, LaDarius	CB	6-2	201	5/13/92	R	Miami	Montgomery, Ala.
29	Hayward, Casey	CB	5-11	192	9/9/89	4	Vanderbilt	Perry, Ga.
7	Hundley, Brett	QB	6-3	226	6/15/93	R	UCLA	Chandler, Ariz.
33	Hyde, Micah	DB	6-0	197	12/31/90	3	Iowa	Fostoria, Ohio
83	Janis, Jeff	WR	6-3	219	6/24/91	2	Saginaw Valley State	Tawas City, Mich.
95	Jones, Datone	DE	6-4	285	7/24/90	3	UCLA	Compton, Calif.
89	Jones, James	WR	6-1	208	3/31/84	9	San Jose State	San Jose, Calif.
30	Kuhn, John	FB	6-0	250	9/9/82	10	Shippensburg	York, Pa.
27	Lacy, Eddie	RB	5-11	234	6/2/90	3	Alabama	Geismar, La.
70	Lang, T.J.	G	6-4	318	9/20/87	7	Eastern Michigan	Birmingham, Mich.
63	Linsley, Corey	C	6-3	301	7/27/91	2	Ohio State	Boardman, Ohio
8	Masthay, Tim	P	6-1	200	3/16/87	6	Kentucky	Murray, Ky.
52	Matthews, Clay	LB	6-3	255	5/14/86	7	Southern California	Agoura Hills, Calif.
88	Montgomery, Ty	WR	6-0	216	1/22/93	R	Stanford	Dallas, Texas
55	Mulumba, Andy	LB	6-3	260	1/31/90	3	Eastern Michigan	Montreal, Quebec
96	Neal, Mike	LB	6-3	262	6/26/87	6	Purdue	Merrillville, Ind.
51	Palmer, Nate	LB	6-2	248	9/23/89	3	Illinois State	Chicago, Ill.
64	Pennel, Mike	DT	6-4	332	5/9/91	2	Colorado State-Pueblo	Aurora, Colo.
56	Peppers, Julius	LB	6-7	287	1/18/80	14	North Carolina	Bailey, N.C.
80	Perillo, Justin	TE	6-3	250	1/5/91	2	Maine	Wilmington, Del.
53	Perry, Nick	LB	6-3	265	4/12/90	4	Southern California	Detroit, Mich.
90	Raji, B.J.	DT	6-2	337	7/11/86	7	Boston College	Washington Township, N.J.
23	Randall, Damarious	CB	5-11	196	8/29/92	R	Arizona State	Pensacola, Fla.
22	Ripkowski, Aaron	FB	6-1	246	12/20/92	R	Oklahoma	Dayton, Texas
12	Rodgers, Aaron	QB	6-2	225	12/2/83	11	California	Chico, Calif.
82	Rodgers, Richard	TE	6-4	257	1/22/92	2	California	Shrewsbury, Mass.
24	Rollins, Quinten	CB	5-11	195	7/15/92	R	Miami (Ohio)	Wilmington, Ohio
47	Ryan, Jake	LB	6-2	240	2/27/92	R	Michigan	Cleveland, Ohio
37	Shields, Sam	CB	5-11	184	12/8/87	6	Miami	Sarasota, Fla.
71	Sitton, Josh	G	6-3	318	6/16/86	8	Central Florida	Pensacola, Fla.
44	Starks, James	RB	6-2	218	2/25/86	6	Buffalo	Niagara Falls, N.Y.
65	Taylor, Lane	G	6-3	324	11/22/89	3	Oklahoma State	Arlington, Texas
48	Thomas, Joe	LB	6-1	227	5/6/91	1	South Carolina State	Blackville, S.C.
16	Tolzien, Scott	QB	6-2	213	9/4/87	5	Wisconsin	Palatine, Ill.
73	Tretter, JC	C/G	6-4	307	2/12/91	3	Cornell	Akron, N.Y.
79	Walker, Josh	G	6-5	328	6/2/91	1	Middle Tennessee State	Evansville, Tenn.

INJURED RESERVE

58	Barrington, Sam	LB	6-1	240	10/5/90	3	South Florida	Jacksonville, Fla.
93	Boyd, Josh	DT	6-3	310	8/3/89	3	Mississippi State	Philadelphia, Miss.
87	Nelson, Jordy	WR	6-3	217	5/31/85	8	Kansas State	Riley, Kan.
59	Rasco, Jermauria	LB	6-3	252	10/5/92	R	Louisiana State	Shreveport, La.
28	Richardson, Sean	S	6-2	216	1/21/90	4	Vanderbilt	Linden, Ala.

INJURED RESERVE/DESIGNATED FOR RETURN

81	Quarless, Andrew	TE	6-4	252	10/6/88	6	Penn State	Uniondale, N.Y.
----	------------------	----	-----	-----	---------	---	------------	-----------------

PRACTICE SQUAD

54	Bradford, Carl	LB	6-1	248	8/15/92	2	Arizona State	Norco, Calif.
31	Daniel, Robertson	CB	6-1	205	10/1/91	R	Brigham Young	San Jose, Calif.
85	Henry, Mitchell	TE	6-4	252	12/11/92	R	Western Kentucky	Elizabethtown, Ky.
10	Johnson, Jamel	WR	6-2	217	7/9/91	R	Alabama State	Montgomery, Ala.
77	McBryde, B.J.	DE	6-5	303	10/21/91	R	Connecticut	Beaver Falls, Pa.
97	Ringo, Christian	DT	6-1	298	3/10/92	R	Louisiana-Lafayette	Jackson, Miss.
74	Rotheram, Matt	G	6-5	325	7/5/92	R	Pittsburgh	Olmsted, Ohio
26	Scheuerman, Ross	RB	6-0	210	3/5/93	R	Lafayette College	Creamridge, N.J.
60	Vujnovich, Jeremy	T	6-5	300	10/12/90	1	Louisiana College	Belle Chasse, La.
19	Williams, Ed	WR	6-0	196	3/14/91	R	Fort Hays State	Tampa, Fla.



No	NUMERICAL ROSTER	Pos	Ht	Wt	Age	NFL Exp	College	How Acquired	Reg. season GP/GS/DNP/IA
2	Mason Crosby	K	6-1	207	31	9	Colorado	D6c-07	13/0/0/0
7	Brett Hundley	QB	6-3	226	22	R	UCLA	D5-15	0/0/0/13
8	Tim Masthay	P	6-1	200	28	6	Kentucky	FA-10	13/0/0/0
12	Aaron Rodgers	QB	6-2	225	32	11	California	D1-05	13/13/0/0
16	Scott Tolzien	QB	6-2	213	28	5	Wisconsin	FA-13	2/0/11/0
17	Davante Adams	WR	6-1	215	22	2	Fresno State	D2-14	10/10/0/3
18	Randall Cobb	WR	5-10	192	25	5	Kentucky	D2-11	13/13/0/0
21	Ha Ha Clinton-Dix	S	6-1	208	22	2	Alabama	D1-14	13/13/0/0
22	Aaron Ripkowski	FB	6-1	246	23	R	Oklahoma	D6a-15	12/0/0/1
23	Damarious Randall	CB	5-11	196	23	R	Arizona State	D1-15	12/7/0/1
24	Quinten Rollins	CB	5-11	195	23	R	Miami (Ohio)	D2-15	11/1/0/2
27	Eddie Lacy	RB	5-11	234	25	3	Alabama	D2-13	12/9/0/1
29	Casey Hayward	CB	5-11	192	26	4	Vanderbilt	D2b-12	13/8/0/0
30	John Kuhn	FB	6-0	250	33	10	Shippensburg	W-07 (Pit)	13/3/0/0
32	Chris Banjo	S	5-10	207	24	2	Southern Methodist	FA-13	13/1/0/0
33	Micah Hyde	DB	6-0	197	24	3	Iowa	D5a-13	12/7/0/1
36	LaDarius Gunter	CB	6-2	201	23	R	Miami	FA-15	5/0/1/7
37	Sam Shields	CB	5-11	184	28	6	Miami	FA-10	12/12/0/1
38	John Crockett	RB	6-0	217	23	R	North Dakota State	FA-15	1/0/0/1
39	Demetri Goodson	CB	5-11	197	26	2	Baylor	D6-14	11/0/0/2
42	Morgan Burnett	S	6-1	209	26	6	Georgia Tech	D3-10	8/8/0/5
44	James Starks	RB	6-2	218	29	6	Buffalo	D6-10	13/4/0/0
47	Jake Ryan	LB	6-2	240	23	R	Michigan	D4-15	11/2/0/2
48	Joe Thomas	LB	6-1	227	24	1	South Carolina State	FA-15 (ps-Dal)	11/0/0/0
51	Nate Palmer	LB	6-2	248	26	3	Illinois State	D6-13	13/10/0/0
52	Clay Matthews	LB	6-3	255	29	7	Southern California	D1b-09	13/13/0/0
53	Nick Perry	LB	6-3	265	25	4	Southern California	D1-12	11/1/0/2
55	Andy Mulumba	LB	6-3	260	25	3	Eastern Michigan	FA-13	5/0/0/8
56	Julius Peppers	LB	6-7	287	35	14	North Carolina	FA-14	13/13/0/0
61	Brett Goode	LS	6-1	255	31	8	Arkansas	FA-08	13/0/0/0
63	Corey Linsley	C	6-3	301	24	2	Ohio State	D5a-14	11/11/0/2
64	Mike Pennel	DT	6-4	332	24	2	Colorado State-Pueblo	FA-14	13/4/0/0
65	Lane Taylor	G	6-3	324	26	3	Oklahoma State	FA-13	1/1/3/9
67	Don Barclay	T/G	6-4	305	26	4	West Virginia	FA-12	13/4/0/0
69	David Bakhtiari	T	6-4	310	24	3	Colorado	D4a-13	13/13/0/0
70	T.J. Lang	G	6-4	318	28	7	Eastern Michigan	D4-09	12/12/0/1
71	Josh Sitton	G	6-3	318	29	8	Central Florida	D4b-08	13/13/0/0
73	JC Tretter	C/G	6-4	307	24	3	Cornell	D4b-13	13/2/0/0
75	Bryan Bulaga	T	6-5	314	26	6	Iowa	D1-10	9/9/0/4
76	Mike Daniels	DT	6-0	310	26	4	Iowa	D4a-12	13/13/0/0
79	Josh Walker	G	6-5	328	24	1	Middle Tennessee State	FA-14	12/0/0/1
80	Justin Perillo	TE	6-3	250	24	2	Maine	FA-14	8/0/0/0
82	Richard Rodgers	TE	6-4	257	23	2	California	D3b-14	13/11/0/0
83	Jeff Janis	WR	6-3	219	24	2	Saginaw Valley State	D7-14	13/0/0/0
84	Jared Abbrederis	WR	6-1	195	25	2	Wisconsin	D5b-14	7/0/1/2
86	Kennard Backman	TE	6-3	245	22	R	Alabama-Birmingham	D6c-15	6/0/1/6
88	Ty Montgomery	WR	6-0	216	22	R	Stanford	D3-15	6/3/0/7
89	James Jones	WR	6-1	208	31	9	San Jose State	FA-15	13/12/0/0
90	B.J. Raji	DT	6-2	337	29	7	Boston College	D1a-09	12/12/0/1
91	Jayrone Elliott	LB	6-3	255	24	2	Toledo	FA-14	13/0/0/0
95	Datone Jones	DE	6-4	285	25	3	UCLA	D1-13	12/0/0/0
96	Mike Neal	LB	6-3	262	28	6	Purdue	D2-10	13/12/0/0
98	Letroy Guion	DT	6-4	322	28	8	Florida State	FA-14	10/4/0/0

INJURED RESERVE

28	Sean Richardson	S	6-2	216	25	4	Vanderbilt	FA-12	3/1/0/2
58	Sam Barrington	LB	6-1	240	25	3	South Florida	D7c-13	1/1/0/0
59	Jermauria Rasco	LB	6-3	252	23	R	Louisiana State	FA-15	0/0/0/0
87	Jordy Nelson	WR	6-3	217	30	8	Kansas State	D2a-08	0/0/0/0
93	Josh Boyd	DT	6-3	310	26	3	Mississippi State	D5b-13	2/0/0/0

INJURED RESERVE/DESIGNATED FOR RETURN

81	Andrew Quarless	TE	6-4	252	27	6	Penn State	D5a-10	3/0/0/0
----	-----------------	----	-----	-----	----	---	------------	--------	---------

PRACTICE SQUAD

10	Jamel Johnson	WR	6-2	217	24	R	Alabama State	FA-15	0/0/0/0
19	Ed Williams	WR	6-0	196	24	R	Fort Hays State	FA-15	0/0/0/0
26	Ross Scheuerman	RB	6-0	210	22	R	Lafayette College	FA-15	0/0/0/0
31	Robertson Daniel	CB	6-1	205	25	R	Brigham Young	FA-15	0/0/0/0
54	Carl Bradford	LB	6-1	248	23	2	Arizona State	D4-14	0/0/0/0
60	Jeremy Vujnovich	T	6-5	300	25	1	Louisiana College	FA-14	0/0/0/0
74	Matt Rotheram	G	6-5	325	23	R	Pittsburgh	FA-15	0/0/0/0
77	B.J. McBryde	DE	6-5	303	24	R	Connecticut	FA-15	0/0/0/0
85	Mitchell Henry	TE	6-4	252	23	R	Western Kentucky	FA-15	0/0/0/0
97	Christian Ringo	DT	6-1	298	23	R	Louisiana-Lafayette	D6b-15	0/0/0/0



2015 REGULAR-SEASON STATISTICS

	Packers	Opponents
TOTAL FIRST DOWNS	264	247
Rushing	87	77
Passing	142	155
Penalty	35	15
3rd Down: Made/Att.....	59/163	67/182
3rd Down Pct.....	36.2	36.8
4th Down: Made/Att.....	6/12	8/16
4th Down Pct.....	50.0	50.0
POSSESSION AVG.	29:48	30:12
TOTAL NET YARDS	4532	4552
Avg. Per Game.....	348.6	350.2
Total Plays	848	834
Avg. Per Play	5.3	5.5
NET YARDS RUSHING	1570	1513
Avg. Per Game.....	120.8	116.4
Total Rushes	356	342
NET YARDS PASSING	2962	3039
Avg. Per Game.....	227.8	233.8
Sacked/Yards Lost.....	31/213	35/215
Gross Yards.....	3175	3254
Att./Completions.....	461/282	457/269
Completion Pct.....	61.2	58.9
HAD INTERCEPTED	5	12
PUNTS/AVERAGE	67/43.2	68/43.8
Net Punting Avg.....	67/39.6	68/40.4
PENALTIES/YARDS	85/718	95/856
FUMBLES/BALL LOST	17/4	14/4
TOUCHDOWNS	37	27
Rushing	7	11
Passing	28	16
Returns	2	0

SCORE BY PERIODS

	Q1	Q2	Q3	Q4	OT	PTS
PACKERS	89	56	68	104	0	317
OPPONENTS	42	88	64	51	0	245

SCORING

	TD	-Ru	-Pa	-Rt	K-PAT	FG	S	PTS
Mason Crosby.....	0	0	0	0	32/32	19/22	0	89
James Jones.....	7	0	7	0			0	44
Richard Rodgers.....	7	0	7	0			0	44
Randall Cobb.....	7	0	6	1			0	42
James Starks.....	5	2	3	0			0	30
Eddie Lacy.....	4	3	1	0			0	24
Ty Montgomery.....	2	0	2	0			0	12
Davante Adams.....	1	0	1	0			0	8
John Kuhn.....	1	1	0	0			0	6
Justin Perillo.....	1	0	1	0			0	6
Aaron Rodgers.....	1	1	0	0			0	6
Quinten Rollins.....	1	0	0	1			0	6
PACKERS	37	7	28	2	32/32	19/22	0	317
OPPONENTS	27	11	16	0	22/25	19/23	1	245

2-Pt Conversions: Adams, J. Jones, R. Rodgers, Packers 3-5, Opponents 1-2

SACKS: Julius Peppers 7, Clay Matthews 5.5, Mike Daniels 4, Nick Perry 3.5, Jayrone Elliott 3, Datone Jones 3, Mike Neal 2.5, Ha Ha Clinton-Dix 2, Micah Hyde 1, Nate Palmer 1, Quinten Rollins 1, Joe Thomas 1, B.J. Raji 0.5, PACKERS 35, OPPONENTS 31

RUSHING

	No	Yds	Avg	Long	TD
Eddie Lacy	151	641	4.2	29	3
James Starks	128	515	4.0	65t	2
Aaron Rodgers	51	314	6.2	18	1
Randall Cobb	7	27	3.9	12	0
John Crockett.....	5	22	4.4	12	0
Alonzo Harris.....	4	19	4.8	16	0
Ty Montgomery.....	3	14	4.7	9	0
Richard Rodgers	1	11	11.0	11	0
John Kuhn.....	4	10	2.5	4	1
Scott Tolzien.....	2	-3	-1.5	-1	0
PACKERS	356	1570	4.4	65t	7
OPPONENTS	342	1513	4.4	55	11

PASSING

	Att	Cmp	Yds	Cmp%	Yds/Att	TD	TD%	Int	Int%	Long	Sack/Lost	Rating
Aaron Rodgers	461	282	3175	61.2	6.89	28	6.1	5	1.1	65t	31/213	97.5
PACKERS	461	282	3175	61.2	6.89	28	6.1	5	1.1	65t	31/213	97.5
OPPONENTS	457	269	3254	58.9	7.12	16	3.5	12	2.6	68	35/215	81.5

RECEIVING	No	Yds	Avg	Long	TD
Randall Cobb	65	737	11.3	53t	6
Richard Rodgers.....	49	442	9.0	61t	7
James Starks	39	369	9.5	30	3
Davante Adams.....	38	355	9.3	40	1
James Jones.....	35	660	18.9	65t	7
Eddie Lacy	17	153	9.0	26	1
Ty Montgomery	15	136	9.1	31t	2
Justin Perillo.....	10	97	9.7	24	1
Jared Abbrederis.....	5	73	14.6	32	0
John Kuhn	4	42	10.5	19	0
Jeff Janis	2	79	39.5	46	0
Andrew Quarless.....	2	14	7.0	7	0
Aaron Ripkowski.....	1	18	18.0	18	0
PACKERS	282	3175	11.3	65t	28
OPPONENTS	269	3254	12.1	68	16

INTERCEPTIONS

	No	Yds	Avg	Long	TD
Sam Shields	3	15	5.0	15	0
Quinten Rollins.....	2	48	24.0	45t	1
Damarious Randall.....	2	4	2.0	4	0
Ha Ha Clinton-Dix.....	2	2	1.0	2	0
Clay Matthews.....	1	42	42.0	42	0
Jayrone Elliott.....	1	2	2.0	2	0
Micah Hyde.....	1	2	2.0	2	0
PACKERS	12	115	9.6	45t	1
OPPONENTS	5	54	10.8	29	0

PUNTING

	No	Yds	Avg	Net	TB	In 20	LG	Blk
Tim Masthay.....	67	2897	43.2	39.6	5	16	62	0
PACKERS	67	2897	43.2	39.6	5	16	62	0
OPPONENTS	68	2976	43.8	40.4	5	22	61	0

PUNT RETURNS

	Ret	FC	Yds	Avg	Long	TD
Micah Hyde.....	22	14	118	5.4	16	0
Randall Cobb.....	4	4	10	2.5	10	0
PACKERS	26	18	128	4.9	16	0
OPPONENTS	34	11	147	4.3	23	0

KICKOFF RETURNS

	No	Yds	Avg	Long	TD
Micah Hyde.....	8	187	23.4	30	0
Jeff Janis	8	251	31.4	70	0
Ty Montgomery.....	7	218	31.1	46	0
Jared Abbrederis.....	2	52	26.0	30	0
John Kuhn.....	1	0	0.0	0	0
Aaron Ripkowski.....	1	0	0.0	0	0
JC Tretter.....	1	0	0.0	0	0
PACKERS	28	708	25.3	70	0
OPPONENTS	30	787	26.2	104	0

FIELD GOALS

	1-19	20-29	30-39	40-49	50+
Mason Crosby.....	1/1	4/4	3/3	7/9	4/5
PACKERS	1/1	4/4	3/3	7/9	4/5
OPPONENTS	0/0	5/5	4/4	5/6	5/8

Crosby: (37G) (54G, 18G, 44G, 21G) (44G) (44N, 31G) (35G) (23G, 28G) (56G) () (44G, 52N) (42G, 47G, 40G, 42G, 52G) (22G, 50G) (41N) ()
Opponents: (28G, 50G, 44G) (54G) () (33G) (42G, 50B, 53N, 63N) (36G, 32G) (50G, 24G) (20G, 49G, 43N, 22G) (49G, 51G) () (21G) (51G, 34G, 42G) ()



2015 REGULAR-SEASON DEFENSIVE STATISTICS

Official totals – based on coaches' film review, through Dec. 13 vs. Dallas

Player	Total			Sacks/ Yards	Int/ Yards	Fum Rec	For Fum	Pass Def
	Tackles	Solo	Asst					
Ha Ha Clinton-Dix	105	86	19	2.0/14.0	2/2	0	1	3
Clay Matthews	81	54	27	5.5/35.5	1/42	1	0	3
Nate Palmer	80	55	25	1.0/0.0	0/0	0	0	3
Casey Hayward	61	45	16	0.0/0.0	0/0	0	0	6
Mike Daniels	56	34	22	4.0/21.5	0/0	0	1	0
Micah Hyde	48	42	6	1.0/3.0	1/2	1	0	5
Morgan Burnett	45	33	12	0.0/0.0	0/0	0	2	2
Sam Shields	44	35	9	0.0/0.0	3/15	1	0	13
Damarious Randall	43	36	7	0.0/0.0	2/4	0	0	14
Julius Peppers	35	25	10	7.0/33.0	0/0	0	2	0
Mike Neal	34	22	12	2.5/16.5	0/0	0	1	0
B.J. Raji	31	12	19	0.5/1.0	0/0	0	0	2
Mike Pennel	29	17	12	0.0/0.0	0/0	0	0	0
Nick Perry	28	17	11	3.5/21.5	0/0	0	1	1
Letroy Guion	27	7	20	0.0/0.0	0/0	0	0	0
Quinten Rollins	23	16	7	1.0/11.0	2/48	0	0	6
Jake Ryan	23	16	7	0.0/0.0	0/0	1	0	0
Joe Thomas	20	13	7	1.0/2.0	0/0	0	1	2
Datone Jones	19	14	5	3.0/32.0	0/0	0	0	3
Jayrone Elliott	16	13	3	3.0/24.0	1/2	0	1	2
Demetri Goodson	5	4	1	0.0/0.0	0/0	0	0	1
Chris Banjo	4	4	0	0.0/0.0	0/0	0	0	1
Sean Richardson	2	2	0	0.0/0.0	0/0	0	0	1
Andy Mulumba	2	0	2	0.0/0.0	0/0	0	0	0
Sam Barrington	1	1	0	0.0/0.0	0/0	0	0	0
Josh Boyd	1	1	0	0.0/0.0	0/0	0	0	0
Bruce Gaston	1	1	0	0.0/0.0	0/0	0	0	0
Totals	864	605	259	35.0/215.0	12/115	4	10	68

SPECIAL TEAMS

Player	TT	FR	FF
Chris Banjo	17	0	0
Jeff Janis	14	0	0
Jayrone Elliott	9	0	0
Joe Thomas	9	0	0
Demetri Goodson	7	0	0
Aaron Ripkowski	7	0	0
Quinten Rollins	6	0	0
Micah Hyde	5	0	0
Jake Ryan	5	0	0
John Kuhn	4	0	0
Ha Ha Clinton-Dix	2	0	0
Tim Masthay	2	0	0
Andy Mulumba	2	0	0
Nate Palmer	2	0	0
Damarious Randall	2	0	0
John Crockett	1	0	0
Casey Hayward	1	0	0
Sean Richardson	1	0	0
Totals	96	0	0

BLOCKED KICKS

Player	PAT	FG	P
Datone Jones	0	1	0
Totals	0	1	0

DEFENSIVE SCORING

Player	TD	Int		Fum	Safeties
		Ret	Ret		
Quinten Rollins	1	1	0	0	0
Totals	1	1	0	0	0

Defensive touchdowns (1):

Rollins — 45-yard INT return vs. St. Louis (10/11)

MISCELLANEOUS TACKLES

Player	Tackles
T.J. Lang	2
Davante Adams	1
Randall Cobb	1
James Jones	1
John Kuhn	1
Eddie Lacy	1
James Starks	1
JC Tretter	1
Totals	9



ROSTER BY POSITION

QUARTERBACK (3)

Brett Hundley
Aaron Rodgers
Scott Tolzien

FULLBACK (2)

John Kuhn
Aaron Ripkowski

RUNNING BACK (3)

John Crockett
Eddie Lacy
James Starks

WIDE RECEIVER (6)

Jared Abbrederis
Davante Adams
Randall Cobb
Jeff Janis
James Jones
Ty Montgomery

TIGHT END (3)

Kennard Backman
Justin Perillo
Richard Rodgers

OFFENSIVE LINE (9)

David Bakhtiari
Don Barclay
Bryan Bulaga
T.J. Lang
Corey Linsley
Josh Sitton
Lane Taylor
JC Tretter
Josh Walker

DEFENSIVE LINE (5)

Mike Daniels
Letroy Guion
Datone Jones
Mike Pennel
B.J. Raji

LINEBACKER (9)

Jayrone Elliott
Clay Matthews
Andy Mulumba
Mike Neal
Nate Palmer
Julius Peppers
Nick Perry
Jake Ryan
Joe Thomas

CORNERBACK (6)

Demetri Goodson
LaDarius Gunter
Casey Hayward
Damarious Randall
Quinten Rollins
Sam Shields

SAFETY (4)

Chris Banjo
Morgan Burnett
Ha Ha Clinton-Dix
Micah Hyde

SPECIALIST (3)

Mason Crosby
Brett Goode
Tim Masthay

Rookies and first-year players are underlined

PRONUNCIATION GUIDE

PLAYERS

Jared Abbrederis ab-bruh-DAIR-is
Kennard Backman kuh-NARD
David Bakhtiari bock-tee-R-ee
Don Barclay BAR-clay
Bryan Bulaga buh-LAH-guh
Jayrone Elliott jay-RONE
Brett Goode GEWD
Letroy Guion GUY-on
LaDarius Gunter luh-DAIR-ee-us
Datone Jones DAY-tone
John Kuhn KOON
Tim Masthay MASS-tay
Andy Mulumba moo-LOOM-bah

Mike Pennel puh-NELL
Justin Perillo puh-RILL-oh
Andrew Quarless QUAR-liss
B.J. Raji RAH-jee
Damarious Randall duh-MAIR-ee-us
Josh Sitton SITT-en
Scott Tolzien toll-ZEEN
COACHES
James Campen KAMP-en
Tom Clements KLEMM-ints
Jerry Fontenot FON-tin-oh
Mark Lovat luh-VOTT
Mike Solari so-LARR-ee
Mike Trgovac TER-guh-vac



OFFENSE

WR:	17	Davante Adams	89	James Jones	83	Jeff Janis
LT:	69	David Bakhtiari	67	Don Barclay		
LG:	71	Josh Sitton	65	Lane Taylor		
C:	63	Corey Linsley	73	JC Tretter		
RG:	70	T.J. Lang	<u>79</u>	<u>Josh Walker</u>		
RT:	75	Bryan Bulaga	67	Don Barclay		
TE:	82	Richard Rodgers	80	Justin Perillo	<u>86</u>	<u>Kennard Backman</u>
WR:	18	Randall Cobb	<u>88</u>	<u>Ty Montgomery</u>	84	Jared Abbrederis
QB:	12	Aaron Rodgers	16	Scott Tolzien	<u>7</u>	<u>Brett Hundley</u>
RB:	44	James Starks	27	Eddie Lacy	<u>38</u>	<u>John Crockett</u>
FB:	30	John Kuhn	<u>22</u>	<u>Aaron Ripkowski</u>		

DEFENSE

DE:	98	Letroy Guion	95	Datone Jones		
NOSE:	90	B.J. Raji	64	Mike Pennel		
DT:	76	Mike Daniels	64	Mike Pennel		
LOLB:	96	Mike Neal	52	Clay Matthews	91	Jayrone Elliott
BLB:	<u>47</u>	<u>Jake Ryan</u>	51	Nate Palmer	<u>48</u>	<u>Joe Thomas</u>
MLB:	52	Clay Matthews	51	Nate Palmer		
ROLB:	56	Julius Peppers	53	Nick Perry	55	Andy Mulumba
LCB:	29	Casey Hayward	<u>23</u>	<u>Damarius Randall</u>	39	Demetri Goodson
RCB:	37	Sam Shields	<u>24</u>	<u>Quinten Rollins</u>	<u>36</u>	<u>LaDarius Gunter</u>
SS:	42	Morgan Burnett	32	Chris Banjo		
FS:	21	Ha Ha Clinton-Dix	33	Micah Hyde		

SPECIAL TEAMS

K:	2	Mason Crosby	8	Tim Masthay		
P:	8	Tim Masthay	2	Mason Crosby		
H:	8	Tim Masthay	18	Randall Cobb		
PR:	33	Micah Hyde	<u>88</u>	<u>Ty Montgomery</u>	18	Randall Cobb
KR:	83	Jeff Janis	84	Jared Abbrederis	33	Micah Hyde
					<u>88</u>	<u>Ty Montgomery</u>
LS:	61	Brett Goode	67	Don Barclay	80	Justin Perillo

Rookies and first-year players are underlined

COACH LOCATIONS

- **Coaches' Box:** Dom Capers (defensive coordinator), Luke Getsy (offensive quality control), Scott McCurley (assistant linebackers), David Raih (coaching administrator), John Rushing (defensive quality control), Mike Solari (assistant offensive line), Joe Whitt Jr. (secondary - cornerbacks).
- **Sideline:** Edgar Bennett (offensive coordinator), James Campen (offensive line), Tom Clements (associate head coach/offense), Jerry Fontenot (tight ends), Sam Gash (running backs), Jerry Montgomery (defensive front assistant), Winston Moss (associate head coach/linebackers), Darren Perry (secondary - safeties), Jason Simmons (assistant special teams), Mike Trgovac (defensive line), Alex Van Pelt (quarterbacks/ wide receivers), Ron Zook (special teams coordinator).

Year	Record	Draft (34)	Waivers (1)	Free Agents (18)
2005	4-12	QB Aaron Rodgers D1		
2007	13-3	K Mason Crosby D6c	FB John Kuhn (Pit)	
2008	6-10	G Josh Sitton D4b		LS Brett Goode
2009	11-5	DT B.J. Raji D1a LB Clay Matthews D1b G T.J. Lang D4		
2010	10-6	T Bryan Bulaga D1 LB Mike Neal D2 S Morgan Burnett D3 RB James Starks D6		P Tim Masthay CB Sam Shields
2011	15-1	WR Randall Cobb D2		
2012	11-5	LB Nick Perry D1 CB Casey Hayward D2b DT Mike Daniels D4a		T/G Don Barclay
2013	8-7-1	DE Datone Jones D1 RB Eddie Lacy D2 T David Bakhtiari D4a C/G JC Tretter D4b DB Micah Hyde D5a LB Nate Palmer D6		S Chris Banjo LB Andy Mulumba G Lane Taylor QB Scott Tolzien
2014	12-4	S Ha Ha Clinton-Dix D1 WR Davante Adams D2 TE Richard Rodgers D3b C Corey Linsley D5a WR Jared Abbrederis D5b CB Demetri Goodson D6 WR Jeff Janis D7		LB Jayrone Elliott DT Letroy Guion DT Mike Pennel LB Julius Peppers TE Justin Perillo G Josh Walker
2015	9-4	CB Damarious Randall D1 CB Quinten Rollins D2 WR Ty Montgomery D3 LB Jake Ryan D4 QB Brett Hundley D5 FB Aaron Ripkowski D6a TE Kennard Backman D6c		RB John Crockett CB LaDarius Gunter WR James Jones (D3-07) LB Joe Thomas (PS-Dal.)



MEDIA INFORMATION & POLICIES

MIKE MCCARTHY PRESS CONFERENCES

During the regular season (for a Sunday game), the head coach will be available in the Media Auditorium on Monday, Wednesday, Thursday and Friday.

PLAYER INTERVIEWS

The team's locker room will generally be open Monday, Wednesday, Thursday, Friday and following games.

- ▶ At the conclusion of all games, the locker room will be opened following the NFL's standard "cooling-off period."
- ▶ All interviews with players on the practice squad or injured reserve need to be requested and approved through the P.R. department.
- ▶ Any requests to interview players other than at the aforementioned times should be directed to a member of the Packers' P.R. department.

ASSISTANT COACH AVAILABILITY

All interviews by request only, through the P.R. department

- ▶ All assistants will generally be available in-person one day per week in the media auditorium (special teams/defense) and interview room (offense).
- ▶ Following games, McCarthy will be the only coach available to the media.
- ▶ Tom Clements (associate head coach/offense), and coordinators – Edgar Bennett (offense), Dom Capers (defense) and Ron Zook (special teams) – will continue to serve as primary spokesmen in their respective areas.
- ▶ However, position coaches are available for questions on specific players and the position group only. Broader interview topics need to be directed to the respective coordinator.
- ▶ Assistant coaches also are available for interviews on more personal subjects, such as Winston Moss on his NFL playing career.
- ▶ No assistant coach should be contacted directly by telephone (at his desk, home or on his cell phone), or by email. All interviews must be arranged through the P.R. department.
- ▶ Sarah Quick (quicks@packers.com) serves as the primary contact for assistant coaches. In her absence, feel free to contact Tom Fanning (fanningt@packers.com) or Nate LoCascio (locascion@packers.com).

GENERAL PRACTICE REPORTING GUIDELINES

PRACTICE INFORMATION

Once granted admission to practice, the Packers make the following requirements of reporting across all media platforms (print, television, radio, online or other) mandatory. All policies in place during the regular season are done so for competitive reasons and in accordance with guidelines established by the Pro Football Writers of America. Failure to adhere to the following policies will result in the revocation of practice access.

- ▶ NO reporting of specific plays (trick or other), personnel groupings or special/unusual formations. This includes the reporting of individual players as part of sub-packages or special formations across offense, defense and special teams.
- ▶ It is incumbent upon media to ask a member of the P.R. staff about any information that may be close to violating these policies BEFORE it is reported.

PRIVATE TEAM COMMUNICATION

The Packers ask all media to refrain from reporting and/or recording/filming any team communication meant solely for the team.

- ▶ This includes the post-practice team huddle, in which McCarthy addresses his players. It also includes mid-practice and/or post-practice communication between any coach and his players, especially conversations of a reprimanding, negative nature.
- ▶ In general, reporting that the conversation took place is acceptable, just not the details of those conversations. Details are not to be relayed to the

public either directly (through first-hand hearing), or indirectly (through interviews, even if the subject answers the question).

- ▶ If media has any question as to whether communication should be kept private, please contact the P.R. department before writing or airing such conversations.

INJURY INFORMATION

All information concerning player injuries will be issued by Head Coach Mike McCarthy. Please do not address injury questions to Ted Thompson.

PRACTICE ACCESS & PHOTOGRAPHY GUIDELINES

PRACTICE CREDENTIAL INFORMATION

Admittance will not be granted without a credential. No guests will be permitted to use media credentials, which are subject to revocation if used in that manner.

- ▶ Practice sessions will be open to members of the media who cover the team on a regular basis, unless otherwise stipulated.
- ▶ All other media (news departments, etc.) must secure a practice field pass from the public relations department and sign the necessary waiver before attending practice. No exceptions can be made.
- ▶ Visiting media may not attend practice in the regular season.
- ▶ Practice field (season-long photo ID and daily) credentials, required for all practice sessions, are not transferable and will be closely monitored.
- ▶ Under policy, members of the media (who have yet to do so) will need to sign a liability waiver before gaining access to the Packers' practices. They will be able to sign the waiver upon picking up their practice field credentials from Sarah Quick in the P.R. department office.
- ▶ Members of the media are asked to email their requests for practice field credentials to the P.R. department's Sarah Quick (quicks@packers.com) at least 24 hours in advance of the day (or days) on which they wish to cover practice.
- ▶ Practices will be open to media for designated periods during the first half of each session, similar to previous seasons. Also, as in previous years, videotaping opportunities will be limited to a few periods at the beginning of practice. Camera phones are allowed to take only still photos during permissible "shooting" periods, any social media video applications (Vine, Instagram, Periscope etc.) are not allowed at anytime.

ADDITIONAL PHOTO/VIDEO GUIDELINES

- ▶ Filming or relaying messages/information on closed-circuit televisions throughout the building, including the locker room, is prohibited.
- ▶ Shots that require members of the media to be in a kneeling position with camera resting on the ground are strongly discouraged.
- ▶ No tripods are allowed during practice.
- ▶ Still photography is not permitted in the locker room.

INJURY-FOOTAGE POLICY

- ▶ Again this season, the Packers respectfully ask all photographers (video and still) to follow guidelines related to shooting injured players.
- ▶ Photographers are asked to avoid filming, photographing, printing and/or airing any shots of any injury situation, while the injury occurs, while trainers attend to/treat the injured player, and while the player is leaving the field, either on his own or with aid. This includes minor injuries.
- ▶ The team will allow shots of players after they've been treated. For instance, cameras are allowed to shoot a player on the sideline with ice on his knee, after trainers have left.
- ▶ However, cameras are not allowed to film a player on crutches, either on the field or in the locker room.
- ▶ If outlets choose not to respect this policy — or any other policy — the team will have no choice but to consider limiting access to the field and/or locker room.

MEDIA INFORMATION & POLICIES

PHOTO CREDENTIALS

Photo credentials will not be issued to free-lance photographers unless on a specific assignment from an accredited organization. Credentials are not provided to "grips" due to on-field space limitations.

OTHER POLICIES & INFORMATION

2015 NFL NON-GAME ONLINE CONTENT POLICY

- ▶ Accredited organizations may distribute online non-game audio and video content, including interviews, press conferences and team practices at NFL venues, acquired as a result of credentialed access ("Game Information") to games or club/league facilities provided that such distribution:
 - ▶ is 90 seconds maximum per day (180 seconds maximum in two-team markets -- 90 seconds per team);
 - ▶ may not be "archived" (i.e., made available for on-demand public access) for more than 24 hours;
 - ▶ appears in an editorial context only (no sponsorship, merchandising or advertising integrated with or around the content);
 - ▶ is not posted live, and is accompanied by links back to NFL.com and to the club website, www.packers.com in this instance.
- ▶ The 90-second limit does not include video/audio material that is comprised entirely of a credentialed media employee providing commentary or analysis ("Talking Head" reporting), including pre- or post-game stand-up material shot on the field or other facility location.
- ▶ While a game is in progress, any forms of accounts of the game must be sufficiently time-delayed and limited in amount (e.g., score updates with detail given only in quarterly game updates, fewer than 10 photographs during the game) so that the Accredited Organization's game coverage cannot be used as a substitute for, or otherwise approximate, authorized play-by-play accounts.
- ▶ The Packers do not permit raw video of any regular-season practices to be posted on the Internet (including Vine, other video applications).

LIVE BLOGGING/TWITTER POLICY

The Packers ask that members of the media utilizing such technology adhere to the following guidelines, similar to policies already in place:

- ▶ NO live reports can be filed from the practice field.
- ▶ NO detailed speculation as to the potential nature or severity of an injury or level of practice participation until the injury report is issued. Once again, acknowledging that an injury occurred and providing general details (i.e. 'right leg...' or 'left wrist...') is permitted, but anything beyond that would be purely speculative and possibly inaccurate, likewise with levels of practice participation.
- ▶ NO entries that violate the team's policy in regards to practice information (schemes, formations, etc.) or private team communication.

MISCELLANEOUS

For their safety and the safety of Packers players, media are requested to adhere to the following:

- ▶ Any member of the media who does not have a credential will be asked to obtain one and sign the necessary waiver at the P.R. office or practice field before gaining admittance.
- ▶ All items brought to practice (cameras, bags, equipment, etc.) should be stored against the wall, away from the field, for safety reasons.
- ▶ **Food** is not allowed during practice. **Bottled drinks** are allowed, as long as they are stored in a personal bag against the wall, and consumed near the wall.
- ▶ Any equipment not stored should be held at all times; when avoiding oncoming action, it is important that anything in your possession moves as you move.
- ▶ When asked to move, media should move immediately.
- ▶ No players or coaches may be actively engaged in conversation or interviewed while practice is in progress.

CELL PHONES

The team does not tolerate cell-phone distractions at practice. Please set all phones to off or vibrate. Any phone conversations should be conducted well away from the field, while lengthy conversations must be conducted outside of the practice gate.

GAME CREDENTIALS DEADLINES

▶ Following are credential application deadlines for the Packers' regular-season games. All written requests should be directed to Sarah Quick, via email at quicks@packers.com.

▶ at Arizona - Monday, Dec. 21, by 10 a.m.

▶ vs. Minnesota - Wednesday, Dec. 30, by 5 p.m.

THIS WEEK'S MEDIA SCHEDULE

Wednesday, Dec. 16

- | | |
|----------------|---|
| 11 a.m. | Head Coach Mike McCarthy available in Media Auditorium |
| 12:15 p.m. | Practice open to media until team periods begin (limited videotaping) |
| 12:30 p.m. | Raiders head coach Jack Del Rio available via conference call in media workroom |
| 1:55-2:40 p.m. | Packers locker room open for 45 minutes |
| 1:55 p.m. | Raiders S Charles Woodson available via conference call in media workroom |

Thursday, Dec. 17

- | | |
|----------------|--|
| 10:30 a.m. | Head Coach Mike McCarthy available in Media Auditorium |
| 11:45 a.m. | Practice open to media until team periods begin (limited videotaping) |
| 2:05-2:50 p.m. | Packers locker room open for 45 minutes |
| 4:15 p.m. | Special teams coordinator Ron Zook available in-person, in Media Auditorium (upon request by email to quicks@packers.com , by 2 p.m.; no phone calls) |
| 4:30 p.m. | Offensive and defensive assistant coaches available in-person, in Media Auditorium (upon request by email to quicks@packers.com , by 2 p.m.; no phone calls) |

Friday, Dec. 18

- | | |
|------------------|--|
| 8:30 a.m. | Head Coach Mike McCarthy available in Media Auditorium |
| 12:10-12:55 p.m. | Packers locker room open for 45 minutes |

Saturday, Dec. 19

No media availability

Sunday, Dec. 20

1:05 p.m. (PST) Packers at Raiders, O.co Coliseum, Oakland

REMINDERS

- Times and locations of practices are provided for media use only; they are not intended for publication or broadcast
- Post-practice press conference and locker room times are approximate and subject to change based upon practice length and meeting schedules; practice location also subject to change

TEAM STATISTICS/STARTERS

Date/Opp	1	2	3	4	OT	21	Tu	Pa	Pe	Downs	Downs	PI	Yds	Avg	Att	Yds	TD	Att-Com-Int	Yds	TD	Sacked	No/Avg	NetAvg	No/Yds	No-Lost	Conv	Pass
9/13 at Chi	7	3	7	14	0	21	10	10	1	6-10	1-1	53	322	6.1	30	133	1	23-18-0	189	3	0	2/48.5	33.0	10/74	0-0	0-0	9
9/20 Sea	10	3	3	11	0	21	7	11	3	4-11	0-0	64	361	5.6	29	127	0	33-25-0	234	2	2	3/46.3	39.0	6/35	2-1	1-1	11
9/28 KC	14	10	7	7	0	26	6	15	5	4-11	0-1	68	448	6.6	32	123	0	35-24-0	325	5	1	5/43.0	39.4	12/89	0-0	0-0	12
10/4 at SF	7	0	10	0	0	18	9	8	1	5-15	2-2	68	362	5.3	33	162	1	32-22-0	200	1	3	6/39.2	37.2	8/65	0-0	0-0	10
10/11 StL	14	0	7	3	0	14	4	9	1	4-13	0-1	59	322	5.5	27	86	0	30-19-2	236	2	2	4/47.8	36.8	7/67	1-1	0-0	13
10/18 SD	14	3	7	3	0	17	3	11	3	3-9	0-0	49	370	7.6	17	133	1	29-16-0	237	2	3	4/40.5	42.3	6/50	1-0	0-0	10
11/1 at Den	0	7	3	0	0	14	7	3	4	2-8	0-0	46	140	3.0	21	90	1	22-14-0	50	0	3	5/46.2	43.8	2/15	3-0	0-0	9
11/8 at Car	7	0	7	15	0	21	3	16	2	3-14	2-3	72	402	5.6	19	71	0	48-25-1	331	4	5	8/44.6	40.3	7/87	2-1	1-1	16
11/15 Det	3	0	0	13	0	22	3	17	2	9-19	0-0	82	372	4.5	18	47	0	61-35-0	325	2	3	9/41.3	37.0	5/55	1-0	0-1	14
11/22 at Min	6	10	3	11	0	19	6	10	3	6-16	0-0	70	320	4.6	34	124	0	34-16-0	196	2	2	4/38.0	38.0	4/19	0-0	1-1	12
11/26 Chi	7	6	0	0	0	23	9	9	5	3-11	0-2	73	365	5.0	28	177	0	43-22-1	188	1	2	5/35.6	34.2	3/38	3-1	0-0	12
12/3 at Det	0	0	14	13	0	19	5	11	3	3-12	1-1	63	313	5.0	24	67	1	36-24-1	246	2	3	6/47.7	44.3	7/55	3-0	0-1	13
12/13 Dal	0	14	0	14	0	29	15	12	2	7-14	0-0	81	435	5.4	44	230	2	35-22-0	205	2	2	6/47.0	44.7	8/69	1-0	0-0	12
12/27 at Oak																											
12/27 at Ari																											
1/3 Min																											
SEASON	89	56	68	104	0	264	87	142	35	59-163	6-12	848	4532	5.3	356	1570	7	461-282-5	2962	28	31	67/43.2	39.6	85/718	17-4	3-5	153

Date/Opp	1	2	3	4	OT	25	Tu	Pa	Pe	Downs	Downs	PI	Yds	Avg	Att	Yds	TD	Att-Com-Int	Yds	TD	Sacked	No/Avg	Net/Avg	No/Yds	No-Lost	Conv	Pass
9/13 at Chi	3	10	3	7	0	25	10	12	3	11-17	2-3	71	402	5.7	33	189	1	36-18-1	213	1	2	1/56.0	56.0	6/64	0-0	0-0	8
9/20 Sea	0	0	14	0	0	21	8	12	1	3-9	0-0	57	324	5.7	25	119	0	30-19-1	205	2	2	5/40.2	36.2	6/92	1-1	0-0	10
9/28 KC	0	7	7	14	0	23	6	13	4	2-10	2-2	65	326	5.0	18	75	3	40-24-1	251	1	7	6/50.2	45.2	7/38	2-0	1-2	13
10/4 at SF	0	3	0	0	0	8	1	7	0	4-13	0-1	50	196	3.9	19	77	0	25-13-1	119	0	6	6/41.2	38.8	4/30	3-0	0-0	10
10/11 StL	0	10	0	0	0	17	8	8	1	5-18	1-1	70	334	4.8	36	191	0	31-12-4	143	1	3	4/45.3	38.0	8/40	1-0	0-0	13
10/18 SD	3	7	7	3	0	32	4	26	2	9-18	1-3	89	548	6.2	21	60	0	65-43-0	488	2	3	3/39.0	26.3	9/76	2-1	0-0	10
11/1 at Den	7	10	7	5	0	24	9	15	0	6-12	0-0	63	500	7.9	34	160	3	29-21-1	340	0	0	6/40.0	37.0	11/93	0-0	0-0	9
11/8 at Car	3	24	3	7	0	20	9	10	1	5-15	0-0	66	427	6.5	36	130	1	30-15-1	297	3	0	6/48.2	45.2	6/45	0-0	0-0	15
11/15 Det	0	3	6	9	0	16	2	13	1	5-16	0-0	64	287	4.5	26	45	0	38-24-1	242	2	0	7/42.4	41.4	3/35	1-0	0-0	12
11/22 at Min	6	0	7	0	0	16	5	11	0	5-13	0-2	62	342	5.5	18	94	1	38-25-0	248	1	6	6/40.8	36.0	8/110	1-1	0-0	12
11/26 Chi	0	14	0	3	0	17	4	12	1	5-14	0-0	63	290	4.6	31	101	1	31-19-0	189	1	1	8/40.4	37.8	12/95	1-0	0-0	12
12/3 at Det	17	0	3	3	0	17	6	11	0	6-16	1-1	63	306	4.9	25	101	0	35-23-0	205	2	3	6/45.7	45.7	9/108	1-1	0-0	12
12/13 Dal	0	0	7	0	0	11	5	5	1	1-11	0-2	51	270	5.3	20	171	1	29-13-1	99	0	2	7/46.4	44.6	6/30	0-0	0-0	12
12/20 at Oak																											
12/27 at Ari																											
1/3 Min																											
SEASON	42	88	64	51	0	247	77	155	15	67-182	8-16	834	4552	5.5	342	1513	11	457-269-12	3039	16	35	68/43.8	40.4	95/856	14-4	1-2	148

[illegible][illegible]

INDIVIDUAL STATISTICS, OFFENSE

RUSHING

		E.Lacy					J.Starks					J.Crockett					A.Rodgers					J.Kuhn					R.Cobb				
		No	Yds	Avg	Lg	TD	No	Yds	Avg	Lg	TD	No	Yds	Avg	Lg	TD	No	Yds	Avg	Lg	TD	No	Yds	Avg	Lg	TD	No	Yds	Avg	Lg	TD
9/13	at Chi	19	85	4.5	16	1	2	2	1.0	3	0						8	35	4.4	15	0	0	0	--	--	0	0	0	--	--	0
9/20	Sea	3	9	3.0	8	0	20	95	4.8	35	0		(Practice Squad)				6	23	3.8	9	0	0	0	--	--	0	0	0	--	--	0
9/28	KC	10	46	4.6	13	0	17	32	1.9	11	0		(Practice Squad)				2	16	8.0	11	0	0	0	--	--	0	1	12	12.0	12	0
10/4	at SF	18	90	5.0	15	0	9	28	3.1	6	0		(Practice Squad)				3	33	11.0	17	0	1	1	1.0	1t	1	0	0	--	--	0
10/11	StL	13	27	2.1	8	0	5	17	3.4	6	0		(Practice Squad)				8	39	4.9	18	0	1	3	3.0	3	0	0	0	--	--	0
10/18	SD	4	3	0.8	3	0	10	112	11.2	65t	1		(Practice Squad)				2	14	7.0	15	0	0	0	--	--	0	0	0	--	--	0
11/1	at Den	11	38	3.5	15	1	5	9	1.8	4	0		(Practice Squad)				2	31	15.5	17	0	0	0	--	--	0	1	10	10.0	10	0
11/8	at Car	5	10	2.0	7	0	10	39	3.9	15	0		(Practice Squad)				4	22	5.5	8	0	0	0	--	--	0	0	0	--	--	0
11/15	Det		(Inactive)				15	42	2.8	9	0		(Practice Squad)				2	8	4.0	9	0	0	0	--	--	0	1	-3	-3.0	-3	0
11/22	at Min	22	100	4.5	27	0	8	14	1.8	9	0		(Practice Squad)				3	6	2.0	8	0	1	4	4.0	4	0	0	0	--	--	0
11/26	Chi	17	105	6.2	29	0	7	39	5.6	10	0		(Practice Squad)				4	33	8.3	18	0	0	0	--	--	0	0	0	--	--	0
12/3	at Det	5	4	0.8	2	0	9	15	1.7	6	0	5	22	4.4	12	0	4	27	6.8	17t	1	0	0	--	--	0	1	-1	-1.0	-1	0
12/13	Dal	24	124	5.2	24	1	11	71	6.5	30t	1		(Inactive)				3	27	9.0	16	0	1	2	2.0	2	0	3	9	3.0	8	0
12/20	at Oak																														
12/27	at Ari																														
1/3	Min																														
SEASON		151	641	4.2	29	3	128	515	4.0	65t	2	5	22	4.4	12	0	51	314	6.2	18	1	4	10	2.5	4	1	7	27	3.9	12	0
CAREER		681	2958	4.3	60	23	535	2275	4.3	65t	9	5	22	4.4	12	0	427	2145	5.0	35	21	193	601	3.1	18	14	34	279	8.2	67	0

ADDITIONAL REGULAR-SEASON RUSHING: R.Rodgers 1-11 at Chi (Sept. 13), A.Harris 2-17 vs. KC (Sept. 28), 2-2 at Den (Nov. 1),

T.Montgomery 2-10 at SF (Oct. 4), 1-4 vs. SD (Oct. 18), S.Tolzien 2-(-)3 vs. Dal (Dec. 13)

PASSING

PASSING			A.Rodgers								S.Tolzien									
			Att	Com	Pct	Yds	Sk/Yd	TD	Lg	Int	Rtng	Att	Com	Pct	Yds	Sk/Yd	TD	Lg	Int	Rtng
9/13	at	Chi	23	18	78.3	189	0/0	3	34	0	140.5									
9/20		Sea	33	25	75.8	249	2/15	2	29t	0	116.9				(Did Not Play)					
9/28		KC	35	24	68.6	333	1/8	5	52	0	138.5				(Did Not Play)					
10/4	at	SF	32	22	68.8	224	3/24	1	38	0	99.0				(Did Not Play)					
10/11		StL	30	19	63.3	241	2/5	2	65t	2	82.8				(Did Not Play)					
10/18		SD	29	16	55.2	255	3/18	2	46	0	107.7				(Did Not Play)					
11/1	at	Den	22	14	63.6	77	3/27	0	17	0	69.7	0	0	--	0	0/0	0	--	0	--
11/8	at	Car	48	25	52.1	369	5/38	4	53t	1	96.6				(Did Not Play)					
11/15		Det	61	35	57.4	333	3/8	2	32	0	83.6				(Did Not Play)					
11/22	at	Min	34	16	47.1	212	2/16	2	37	0	86.9				(Did Not Play)					
11/26		Chi	43	22	51.2	202	2/14	1	32	1	62.4				(Did Not Play)					
12/3	at	Det	36	24	66.7	273	3/27	2	61t	1	96.2				(Did Not Play)					
12/13		Dal	35	22	62.9	218	2/13	2	24	0	99.5	0	0	--	0	0/0	0	--	0	--
12/20	at	Oak																		
12/27	at	Ari																		
1/3		Min																		
SEASON			461	282	61.2	3175	31/213	28	65t	5	97.5	0	0	--	0	0/0	0	--	0	--
CAREER			3936	2568	65.2	31753	291/1816	254	93t	62	105.0	90	55	61.1	717	3/26	1	52	5	66.8

PASSING

<u>PASSING</u>			B.Hundley								
			Att	Com	Pct	Yds	Sk/Yd	TD	Lg	Int	Rtng
9/13	at	Chi					(Inactive)				
9/20		Sea					(Inactive)				
9/28		KC					(Inactive)				
10/4	at	SF					(Inactive)				
10/11		StL					(Inactive)				
10/18		SD					(Inactive)				
11/1	at	Den					(Inactive)				
11/8	at	Car					(Inactive)				
11/15		Det					(Inactive)				
11/22	at	Min					(Inactive)				
11/26		Chi					(Inactive)				
12/3	at	Det					(Inactive)				
12/13		Dal					(Inactive)				
12/20	at	Oak									
12/27	at	Ari									
1/3		Min									
SEASON			0	0	--	0	0/0	0	--	0	--
CAREER			0	0	--	0	0/0	0	--	0	--

RECEIVING

RECEIVING			D.Adams					R.Cobb					J.Janis					J.Jones					T.Montgomery					R.Rodgers				
			No	Yds	Avg	Lg	TD	No	Yds	Avg	Lg	TD	No	Yds	Avg	Lg	TD	No	Yds	Avg	Lg	TD	No	Yds	Avg	Lg	TD	No	Yds	Avg	Lg	TD
9/13	at	Chi	4	59	14.8	25	0	5	38	7.6	10	1	0	0	--	--	0	4	51	12.8	34	2	0	0	--	--	0	3	27	9.0	20	0
9/20		Sea	5	33	6.6	13	0	8	116	14.5	25	0	0	0	--	--	0	1	29	29.0	29	1	4	37	9.3	17	0	3	23	7.7	20	1
9/28		KC	0	0	--	--	0	7	91	13.0	29	3	0	0	--	--	0	7	139	19.9	52	1	2	14	7.0	8t	1	2	15	7.5	8	0
10/4	at	SF	(Inactive)					5	44	8.8	19	0	0	0	--	--	0	5	98	19.6	38	0	3	15	5.0	8	0	5	45	9.0	12	1
10/11		StL	(Inactive)					3	23	7.7	10	0	0	0	--	--	0	2	77	38.5	65t	1	4	59	14.8	31t	1	6	45	7.5	18	0
10/18		SD	(Inactive)					2	38	19.0	26	0	2	79	39.5	46	0	2	30	15.0	22	1	2	11	5.5	6	0	2	34	17.0	25	0
11/1	at	Den	1	8	8.0	8	0	6	27	4.5	17	0	0	0	--	--	0	1	2	2.0	2	0	(Inactive)					2	16	8.0	11	0
11/8	at	Car	7	93	13.3	40	0	4	99	24.8	53t	1	0	0	--	--	0	2	57	28.5	36	0	(Inactive)					5	19	3.8	7	2
11/15		Det	10	79	7.9	18	0	5	53	10.6	20	0	0	0	--	--	0	0	0	--	--	0	(Inactive)					5	32	6.4	21	1
11/22	at	Min	3	36	12.0	16	0	2	24	12.0	14	1	0	0	--	--	0	6	109	18.2	37	1	(Inactive)					3	7	2.3	5	0
11/26		Chi	2	14	7.0	8	0	6	74	12.3	32	0	0	0	--	--	0	0	0	--	--	0	(Inactive)					4	30	7.5	13	0
12/3	at	Det	4	21	5.3	8t	1	4	29	7.3	16	0	0	0	--	--	0	1	19	19.0	19	0	(Inactive)					8	146	18.3	61t	1
12/13		Dal	2	12	6.0	8	0	8	81	10.1	17	0	0	0	--	--	0	4	49	12.3	16	0	(Inactive)					1	3	3.0	3t	1
12/20	at	Oak																														
12/27	at	Ari																														
1/3		Min																														
SEASON			38	355	9.3	40	1	65	737	11.3	53t	6	2	79	39.5	46	0	35	660	18.9	65t	7	15	136	9.1	31t	2	49	442	9.0	61t	7
CAREER			76	801	10.5	45	4	292	3786	13.0	70t	31	4	95	23.8	46	0	418	5631	13.5	83t	50	15	136	9.1	31t	2	69	667	9.7	61t	9

RECEIVING

RECEIVING			A.Quarless					K.Backman					E.Lacy					J.Starks					A.Harris					J.Kuhn									
			No	Yds	Avg	Lg	TD	No	Yds	Avg	Lg	TD	No	Yds	Avg	Lg	TD	No	Yds	Avg	Lg	TD	No	Yds	Avg	Lg	TD	No	Yds	Avg	Lg	TD					
9/13	at	Chi	0	0	--	--	0				(Inactive)	2	14	7.0	9	0	0	0	--	--	0				(Inactive)	0	0	--	--	0							
9/20		Sea	0	0	--	--	0				(Inactive)	0	0	--	--	0	4	11	2.8	6	0				(Inactive)	0	0	--	--	0							
9/28		KC	2	14	7.0	7	0				(Inactive)	3	41	13.7	26	0	1	19	19.0	19	0	0	0	--	--	0	0	0	--	--	0						
10/4	at	SF	(Injured Reserve/DFR)					0	0	--	--	0	1	3	3.0	3	0	2	11	5.5	8	0	0	0	--	--	0	1	8	8.0	8	0					
10/11		StL	(Injured Reserve/DFR)					0	0	--	--	0	1	8	8.0	8	0	3	29	9.7	19	0	0	0	--	--	0	0	0	--	--	0					
10/18		SD	(Injured Reserve/DFR)					(Did Not Play)					2	17	8.5	12	0	1	5	5.0	5t	1				(Inactive)	2	20	10.0	19	0						
11/1	at	Den	(Injured Reserve/DFR)										(Inactive)	1	9	9.0	9	0	2	9	4.5	5	0	0	0	--	--	0	0	0	--	--	0				
11/8	at	Car	(Injured Reserve/DFR)										(Inactive)	0	0	--	--	0	6	83	13.8	30	1	0	0	--	--	0	0	0	--	--	0				
11/15		Det	(Injured Reserve/DFR)										(Inactive)	(Inactive)					6	54	9.0	19	0	0	0	--	--	0	0	0	--	--	0				
11/22	at	Min	(Injured Reserve/DFR)					0	0	--	--	0	1	6	6.0	6	0	1	30	30.0	30	0				(Inactive)	0	0	--	--	0						
11/26		Chi	(Injured Reserve/DFR)					0	0	--	--	0	4	34	8.5	25t	1	4	41	10.3	18	0				(Inactive)	0	0	--	--	0						
12/3	at	Det	(Injured Reserve/DFR)					0	0	--	--	0	1	-3	-3.0	-3	0	5	45	9.0	25	0				(Not With Team)	0	0	--	--	0						
12/13		Dal	(Injured Reserve/DFR)					0	0	--	--	0	1	24	24.0	24	0	4	32	8.0	13t	1				(Not With Team)	1	14	14.0	14	0						
12/20	at	Oak																																			
12/27	at	Ari																																			
1/3		Min																																			
SEASON			2	14	7.0	7	0		0	0	0.0	0	0		17	153	9.0	26	1		39	369	9.5	30	3		0	0	--	--	0		4	42	10.5	19	0
CAREER			87	923	10.6	34	6		0	0	0.0	0	0		94	837	8.9	67	5		102	860	8.4	30	4		0	0	--	--	0		80	558	7.0	32	0

RECEIVING

RECEIVING		A.Ripkowski					J.Perillo					J.Abbrederis					
		No	Yds	Avg	Lg	TD	No	Yds	Avg	Lg	TD	No	Yds	Avg	Lg	TD	
9/13	at	Chi	0	0	--	--	0	(Practice Squad)					(Practice Squad)				
9/20		Sea	0	0	--	--	0	(Practice Squad)					(Practice Squad)				
9/28		KC	0	0	--	--	0	(Practice Squad)					(Practice Squad)				
10/4	at	SF	0	0	--	--	0	(Practice Squad)					0	0	--	--	0
10/11		StL	0	0	--	--	0	(Practice Squad)					0	0	--	--	0
10/18		SD	0	0	--	--	0	1	21	21.0	21	0	0	0	--	--	0
11/1	at	Den	0	0	--	--	0	1	6	6.0	6	0	0	0	--	--	0
11/8	at	Car	1	18	18.0	18	0	0	0	--	--	0	0	0	--	--	0
11/15		Det	0	0	--	--	0	5	58	11.6	24	1	4	57	14.3	32	0
11/22	at	Min	0	0	--	--	0	0	0	--	--	0	(Inactive)				
11/26		Chi	0	0	--	--	0	2	9	4.5	5	0	(Inactive)				
12/3	at	Det	(Inactive)					0	0	--	--	0	1	16	16.0	16	0
12/13		Dal	0	0	--	--	0	1	3	3.0	3	0	0	0	--	--	0
12/20	at	Oak															
12/27	at	Ari															
1/3		Min															
SEASON			1	18	18.0	18	0	10	97	9.7	24	1	5	73	14.6	32	0
CAREER			1	18	18.0	18	0	10	97	9.7	24	1	5	73	14.6	32	0

INDIVIDUAL STATISTICS, OFFENSE

RUSHING

		E.Lacy										J.Starks										A.Rodgers									
		First Half					Second Half					First Half					Second Half					First Half					Second Half				
		No	Yds	Avg	Lg	TD	No	Yds	Avg	Lg	TD	No	Yds	Avg	Lg	TD	No	Yds	Avg	Lg	TD	No	Yds	Avg	Lg	TD	No	Yds	Avg	Lg	TD
9/13	at Chi	7	35	5.0	16	0	12	50	4.2	15	1	0	0	--	--	0	2	2	1.0	3	0	3	3	1.0	2	0	5	32	6.4	15	0
9/20	Sea	3	9	3.0	8	0	0	0	--	--	0	9	35	3.9	10	0	11	60	5.5	35	0	2	12	6.0	9	0	4	11	2.8	9	0
9/28	KC	6	34	5.7	13	0	4	12	3.0	9	0	9	26	2.9	11	0	8	6	0.8	3	0	2	16	8.0	11	0	0	0	--	--	0
10/4	at SF	9	35	3.9	10	0	9	55	6.1	15	0	2	7	3.5	6	0	7	21	3.0	5	0	2	16	8.0	12	0	1	17	17.0	17	0
10/11	StL	6	9	1.5	3	0	7	18	2.6	8	0	3	11	3.7	6	0	2	6	3.2	5	0	6	36	6.0	18	0	2	3	1.5	5	0
10/18	SD	2	3	1.5	3	0	2	0	0.0	3	0	4	89	22.3	65t	1	6	23	3.8	7	0	1	15	15.0	15	0	1	-1	-1.0	-1	0
11/1	at Den	8	35	4.4	15	1	3	3	1.0	3	0	2	4	2.0	4	0	3	5	1.7	3	0	1	14	14.0	14	0	1	17	17.0	17	0
11/8	at Car	4	3	0.8	3	0	1	7	7.0	7	0	6	29	4.8	15	0	4	10	2.5	4	0	2	9	4.5	6	0	2	13	6.5	8	0
11/15	Det	(Inactive)										9	27	3.0	9	0	6	15	2.5	5	0	2	8	4.0	9	0	0	0	--	--	0
11/22	at Min	5	33	6.6	27	0	17	67	3.9	9	0	7	13	1.9	9	0	1	1	1.0	1	0	0	0	--	--	0	3	6	2.0	8	0
11/26	Chi	10	72	7.2	29	0	7	33	4.7	8	0	4	21	5.3	10	0	3	18	6.0	7	0	1	5	5.0	5	0	3	28	9.3	18	0
12/3	at Det	5	4	0.8	2	0	0	0	--	--	0	7	9	1.3	6	0	2	6	3.0	3	0	2	4	2.0	5	0	2	23	11.5	17t	1
12/13	Dal	11	50	4.5	18	0	13	74	5.7	24	1	6	18	3.0	7	0	5	53	10.6	30t	1	2	16	8.0	16	0	1	11	11.0	11	0
12/20	at Oak																														
12/27	at Ari																														
1/3	Min																														
SEASON		76	322	4.2	29	1	75	319	4.3	24	2	68	289	4.3	65t	1	60	226	3.8	35	1	26	154	5.9	18	0	25	160	6.4	18	1

PASSING

		A.Rodgers																			
		First Half					Second Half														
		Att	Com	Pct	Yds	Sk/Yd	TD	Lg	Int	Rtng		Att	Com	Pct	Yds	Sk/Yd	TD	Lg	Int	Rtng	
9/13	at Chi	13	10	76.9	126	0/0	1	34	0	132.2		10	8	80.0	63	0/0	2	25	0	132.5	
9/20	Sea	20	14	70.0	151	1/7	1	29t	0	108.5		13	11	84.6	98	1/8	1	19	0	123.7	
9/28	KC	22	16	72.7	208	1/8	3	27t	0	141.7		13	8	61.5	125	0/0	2	52	0	133.0	
10/4	at SF	20	13	65.0	129	1/9	1	36	0	99.8		12	9	75.0	95	2/15	0	38	0	97.6	
10/11	StL	17	10	58.8	109	0/0	1	31t	2	57.8		13	9	69.2	132	2/5	1	65t	0	127.7	
10/18	SD	15	9	60.0	123	1/9	1	46	0	108.5		14	7	50.0	132	2/9	1	33	0	106.8	
11/1	at Den	12	8	66.7	37	0/0	0	11	0	70.5		10	6	60.0	40	3/27	0	17	0	68.8	
11/8	at Car	16	8	50.0	117	3/25	1	40	0	95.1		32	17	53.1	252	2/13	3	53t	1	97.4	
11/15	Det	23	15	65.2	114	2/8	0	18	0	77.1		38	20	52.6	219	1/0	2	32	0	87.5	
11/22	at Min	20	11	55.0	98	2/16	1	25	0	85.0		14	5	35.7	114	0/0	1	37	0	89.6	
11/26	Chi	22	13	59.1	115	1/10	1	25t	0	88.3		21	9	42.9	87	1/4	0	32	1	35.2	
12/3	at Det	16	10	62.5	80	2/18	0	19	1	49.0		20	14	70.0	193	1/9	2	61t	0	134.0	
12/13	Dal	24	17	70.8	171	1/6	2	24	0	118.6		11	5	45.5	47	1/7	0	17	0	57.8	
12/20	at Oak																				
12/27	at Ari																				
1/3	Min																				
SEASON		240	154	64.2	1578	15/116	13	46	3	95.8		221	128	57.9	1597	16/97	15	65t	2	99.3	

PASSING

		S.Tolzien																			
		First Half					Second Half														
		Att	Com	Pct	Yds	Sk/Yd	TD	Lg	Int	Rtng		Att	Com	Pct	Yds	Sk/Yd	TD	Lg	Int	Rtng	
9/13	at Chi				(Did Not Play)											(Did Not Play)					
9/20	Sea				(Did Not Play)											(Did Not Play)					
9/28	KC				(Did Not Play)											(Did Not Play)					
10/4	at SF				(Did Not Play)											(Did Not Play)					
10/11	StL				(Did Not Play)											(Did Not Play)					
10/18	SD				(Did Not Play)											(Did Not Play)					
11/1	at Den				(Did Not Play)							0	0	--	0	0/0	0	--	0	--	
11/8	at Car				(Did Not Play)											(Did Not Play)					
11/15	Det				(Did Not Play)											(Did Not Play)					
11/22	at Min				(Did Not Play)											(Did Not Play)					
11/26	Chi				(Did Not Play)											(Did Not Play)					
12/3	at Det				(Did Not Play)											(Did Not Play)					
12/13	Dal				(Did Not Play)							0	0	--	0	0/0	0	--	0	--	
12/20	at Oak																				
12/27	at Ari																				
1/3	Min																				
SEASON		0	0	--	0	0/0	0	--	0	--		0	0	--	0	0/0	0	--	0	--	

INDIVIDUAL STATISTICS, OFFENSE

RECEIVING D.Adams

			First Half					Second Half								First Half					Second Half								First Half					Second Half				
			No	Yds	Avg	Lg	TD	No	Yds	Avg	Lg	TD				No	Yds	Avg	Lg	TD				No	Yds	Avg	Lg	TD				No	Yds	Avg	Lg	TD		
9/13	at	Chi	2	28	14.0	21	0	2	31	15.5	25	0	2	14	7.0	10	0	3	24	8.0	10	1	0	0	--	--	0	0	0	--	--	0	0	0	--	--	0	
9/20		Sea	4	27	6.8	13	0	1	6	6.0	6	0	5	76	15.2	25	0	3	40	13.3	19	0	0	0	--	--	0	0	0	--	--	0	0	0	--	--	0	
9/28		KC	0	0	--	--	0	0	0	--	--	0	4	54	13.5	27	1	3	37	12.3	29	2	0	0	--	--	0	0	0	--	--	0	0	0	--	--	0	
10/4	at	SF				(Inactive)							4	41	10.3	19	0	1	3	3.0	3	0	0	0	--	--	0	1	8	8.0	8	0						
10/11		StL				(Inactive)							2	17	8.5	10	0	1	6	6.0	6	0	0	0	--	--	0	0	0	--	--	0	0	0	--	--	0	
10/18		SD				(Inactive)							1	12	12.0	12	0	1	26	26.0	26	0	1	1	1.0	1	0	1	19	19.0	19	0						
11/1	at	Den	1	8	8.0	8	0	0	0	--	--	0	4	7	1.8	7	0	2	20	10.0	17	0	0	0	--	--	0	0	0	--	--	0	0	0	--	--	0	
11/8		Car	3	57	19.0	40	0	4	36	9.0	21	0	1	18	18.0	18	0	3	81	27.0	53t	1	0	0	--	--	0	0	0	--	--	0	0	0	--	--	0	
11/15		Det	7	55	7.9	18	0	3	24	8.0	12	0	3	20	6.7	11	0	2	33	16.5	20	0	0	0	--	--	0	0	0	--	--	0	0	0	--	--	0	
11/22	at	Min	2	20	10.0	11	0	1	16	16.0	16	0	2	24	12.0	14	1	0	0	--	--	0	0	0	--	--	0	0	0	--	--	0	0	0	--	--	0	
11/26		Chi	1	6	6.0	6	0	1	8	8.0	8	0	5	42	8.4	23	0	1	32	32.0	32	0	0	0	--	--	0	0	0	--	--	0	0	0	--	--	0	
12/3		Det	2	10	5.0	6	0	2	11	5.5	8t	1	2	9	4.5	7	0	2	20	10.0	16	0	0	0	--	--	0	0	0	--	--	0	0	0	--	--	0	
12/13	at	Dal	2	12	6.0	8	0	0	0	--	--	0	6	53	8.8	14	0	2	28	14.0	17	0	1	14	14.0	14	0	0	0	--	--	0	0	0	--	--	0	
12/20		Oak																																				
12/27		Ari																																				
1/3	at	Min																																				
SEASON			24	223	9.3	40	0	14	132	9.4	25	1	41	387	9.4	27	2	24	350	14.6	53t	4	2	15	7.5	14	0	2	27	13.5	19	0						

RECEIVING J.Jones

		First Half										Second Half										First Half										Second Half									
		No	Yds	Avg	Lg	TD	No	Yds	Avg	Lg	TD	No	Yds	Avg	Lg	TD	No	Yds	Avg	Lg	TD	No	Yds	Avg	Lg	TD	No	Yds	Avg	Lg	TD										
9/13	at	Chi	3	50	16.7	34	1	1	1	1.0	1t	1	0	0	--	--	0	0	0	--	--	0	2	25	12.5	20	0	1	2	2.0	2	0									
9/20		Sea	1	29	29.0	29t	1	0	0	--	--	0	0	0	--	--	0	4	37	9.3	17	0	1	9	9.0	9	0	2	14	7.0	9	1									
9/28		KC	4	68	17.0	27t	1	3	71	23.7	52	0	2	14	7.0	8t	1	0	0	--	--	0	1	7	7.0	7	0	1	8	8.0	8	0									
10/4	at	SF	3	49	16.3	36	0	2	49	24.5	38	0	2	7	3.5	4	0	1	8	8.0	8	0	2	21	10.5	12	1	3	24	8.0	9	0									
10/11		StL	0	0	--	--	0	2	77	38.5	65t	1	3	48	16.0	31t	1	1	11	11.0	11	0	3	18	6.0	12	0	3	27	9.0	18	0									
10/18		SD	1	22	22.0	22	0	1	8	8.0	8t	1	2	11	5.5	6	0	0	0	--	--	0	0	0	--	--	0	2	34	17.0	25	0									
11/1	at	Den	0	0	--	--	0	1	2	2.0	2	0						(Inactive)					2	16	8.0	11	0	0	0	--	--	0									
11/8	at	Car	1	21	21.0	21	0	1	36	36.0	36	0						(Inactive)					2	3	1.5	2	1	3	16	5.3	7	1									
11/15		Det	0	0	--	--	0	0	0	--	--	0						(Inactive)					1	0	0.0	0	0	4	32	8.0	21	1									
11/22	at	Min	3	41	13.7	25	0	3	68	22.7	37	1						(Inactive)					3	7	2.3	5	0	0	0	--	--	0									
11/26		Chi	0	0	--	--	0	0	0	--	--	0						(Inactive)					1	13	13.0	13	0	3	17	5.7	12	0									
12/3	at	Det	0	0	--	--	0	1	19	19.0	19	0						(Inactive)					2	34	17.0	19	0	6	112	18.7	61t	1									
12/13		Dal	3	40	13.3	16	0	1	9	9.0	9	0						(Inactive)					1	3	3.0	3t	1	0	0	--	--	0									
12/20	at	Oak																																							
12/27	at	Ari																																							
1/3		Min																																							
SEASON			19	320	16.8	36	3	16	340	21.3	65t	4	9	80	8.9	31t	2	6	56	9.3	17	0	21	156	7.4	20	3	28	286	10.2	61t	4									

RECEIVING A.Quarless

			First Half					Second Half								First Half					Second Half								First Half					Second Half				
			No	Yds	Avg	Lg	TD	No	Yds	Avg	Lg	TD	No	Yds	Avg	Lg	TD	No	Yds	Avg	Lg	TD	No	Yds	Avg	Lg	TD	No	Yds	Avg	Lg	TD	No	Yds	Avg	Lg	TD	
9/13	at	Chi	0	0	--	--	0	0	0	--	--	0	1	9	9.0	9	0	1	5	5.0	5	0	0	0	--	--	0	0	0	--	--	0	0	0	--	--	0	
9/20		Sea	0	0	--	--	0	0	0	--	--	0	0	0	--	--	0	0	0	--	--	0	3	10	3.3	6	0	1	1	1.0	1	0	--	--	0			
9/28		KC	2	14	7.0	7	0	0	0	--	--	0	2	32	16.0	26	0	1	9	9.0	9	0	1	19	19.0	19	0	0	0	--	--	0	0	0	--	--	0	
10/4	at	SF				(Injured Reserve/DFR)							1	3	3.0	3	0	0	0	--	--	0	1	8	8.0	8	0	1	3	3.0	3	0	--	--	0			
10/11		StL				(Injured Reserve/DFR)							0	0	--	--	0	1	8	8.0	8	0	2	26	13.0	19	0	1	3	3.0	3	0	--	--	0			
10/18		SD				(Injured Reserve/DFR)							1	5	5.0	5	0	1	12	12.0	12	0	1	5	5.0	5t	1	0	0	--	--	0	0	--	--	0		
11/1	at	Den				(Injured Reserve/DFR)							0	0	--	--	0	1	9	9.0	9	0	0	0	--	--	0	2	9	4.5	5	--	--	0				
11/8	at	Car				(Injured Reserve/DFR)							0	0	--	--	0	0	0	--	--	0	0	0	--	--	0	6	83	13.8	30	1	--	--	0			
11/15		Det				(Injured Reserve/DFR)											(Inactive)						2	18	9.0	17	0	4	36	9.0	19	0	--	--	0			
11/22	at	Min				(Injured Reserve/DFR)							1	6	6.0	6	0	0	0	--	--	0	0	0	--	--	0	1	30	30.0	30	0	--	--	0			
11/26		Chi				(Injured Reserve/DFR)							4	34	8.5	25t	1	0	0	--	--	0	2	20	10.0	10	0	2	21	10.5	18	0	--	--	0			
12/3	at	Det				(Injured Reserve/DFR)							1	-3	-3.0	-3	0	0	0	--	--	0	2	14	7.0	8	0	3	31	10.3	25	0	--	--	0			
12/13		Dal				(Injured Reserve/DFR)							1	24	24.0	24	0	0	0	--	--	0	2	22	11.0	13t	1	2	10	5.0	5	0	--	--	0			
12/20	at	Oak																																				
12/27	at	Ari																																				
1/3		Min																																				
SEASON			2	14	7.0	7	0	0	0	--	--	0	12	110	9.2	26	1	5	43	8.6	12	0	16	142	8.9	19	2	23	227	9.9	30	1	--	--	0			

INDIVIDUAL STATISTICS, DEFENSE

C.Banjo							S.Barrington					J.Boyd					M.Burnett					H.Clinton-Dix					M.Daniels					
		UT	A	Sk	Int	PD	UT	A	Sk	Int	PD	UT	A	Sk	Int	PD	UT	A	Sk	Int	PD	UT	A	Sk	Int	PD	UT	A	Sk	Int	PD	
9/13	at	Chi	0	0	0-0	0-0	0					0	0	0-0	0-0	0						5	1	0-0	0-0	0	0	1	3	0-0	0-0	0
9/20		Sea	0	0	0-0	0-0	0	(Injured Reserve)					0	0	0-0	0-0	0	2	0	0-0	0-0	0	7	2	0-0	0-0	0	3	2	1-0	0-0	0
9/28		KC	2	0	0-0	0-0	1	(Injured Reserve)					(Injured Reserve)					(Inactive)					6	3	0-0	0-0	0	4	0	1.5-9.5	0-0	0
10/4	at	SF	0	0	0-0	0-0	0	(Injured Reserve)					(Injured Reserve)					(Inactive)					7	1	0-0	0-0	0	0	3	0-0	0-0	0
10/11		StL	1	0	0-0	0-0	0	(Injured Reserve)					(Injured Reserve)					(Inactive)					8	1	0-0	1-0	1	9	1	0-0	0-0	0
10/18		SD	1	0	0-0	0-0	0	(Injured Reserve)					(Injured Reserve)					(Inactive)					9	0	0-0	0-0	1	2	1	0.5-4	0-0	0
11/1	at	Den	0	0	0-0	0-0	0	(Injured Reserve)					(Injured Reserve)					1	3	0-0	0-0	0	4	1	0-0	0-0	0	1	0	0-0	0-0	0
11/8	at	Car	0	0	0-0	0-0	0	(Injured Reserve)					(Injured Reserve)					6	3	0-0	0-0	2	3	4	0-0	0-0	0	4	0	0-0	0-0	0
11/15		Det	0	0	0-0	0-0	0	(Injured Reserve)					(Injured Reserve)					6	1	0-0	0-0	0	11	1	0-0	1-2	1	2	5	0-0	0-0	0
11/22	at	Min	0	0	0-0	0-0	0	(Injured Reserve)					(Injured Reserve)					2	2	0-0	0-0	0	9	1	1-10	0-0	0	3	4	1-8	0-0	0
11/26		Chi	0	0	0-0	0-0	0	(Injured Reserve)					(Injured Reserve)					8	1	0-0	0-0	0	7	2	0-0	0-0	0	1	2	0-0	0-0	0
12/3	at	Det	0	0	0-0	0-0	0	(Injured Reserve)					(Injured Reserve)					7	1	0-0	0-0	0	7	0	1-4	0-0	0	4	1	0-0	0-0	0
12/13		Dal	0	0	0-0	0-0	0	(Injured Reserve)					(Injured Reserve)					1	1	0-0	0-0	0	3	2	0-0	0-0	0	0	0	0-0	0-0	0
12/20	at	Oak																														
12/27	at	Ari																														
1/3		Min																														
SEASON			4	0	0-0	0-0	1	1	0	0-0	0-0	0	1	0	0-0	0-0	0	33	12	0-0	0-0	2	86	19	2-14	2-2	3	34	22	4-21.5	0-0	0
CAREER			16	3	0-0	0-0	2	41	13	1-9	0-0	1	17	11	0-0	0-0	1	401	134	4.5-41	7-33	45	159	41	3-14	3-11	14	109	72	18-121.5	1-9	1

J.Elliott							B.Gaston					D.Goodson					L.Guion					L.Gunter					C.Hayward					
		UT	A	Sk	Int	PD	UT	A	Sk	Int	PD	UT	A	Sk	Int	PD	UT	A	Sk	Int	PD	UT	A	Sk	Int	PD	UT	A	Sk	Int	PD	
9/13	at	Chi	2	0	0-0	0-0	0	0	0-0	0-0	0	0	0	0-0	0-0	0	0	0	0-0	0-0	0	0	0	0-0	0-0	0	1	1	0-0	0-0	1	
9/20		Sea	1	0	0-0	1-0	1	(Inactive)					0	0	0-0	0-0	0	(Reserve/Suspended)					(Inactive)					2	1	0-0	0-0	0
9/28		KC	2	0	1-10	0-0	0	1	0	0-0	0-0	0	(Inactive)					0	0	0-0	0-0	0	0	0	0-0	0-0	0	4	1	0-0	0-0	0
10/4	at	SF	1	0	1-7	0-0	0	(Not With Team)					(Inactive)					0	0	0-0	0-0	0	0	0	0-0	0-0	0	1	1	0-0	0-0	0
10/11		StL	3	1	0-0	0-0	0	(Practice Squad)					0	0	0-0	0-0	0	3	2	0-0	0-0	0	(Inactive)					2	2	0-0	0-0	0
10/18		SD	0	0	0-0	0-0	0	(Not With Team)					0	0	0-0	0-0	0	0	5	0-0	0-0	0	(Did Not Play)					5	0	0-0	0-0	0
11/1	at	Den	0	0	0-0	0-0	0	(Not With Team)					0	0	0-0	0-0	1	0	3	0-0	0-0	0	(Inactive)					8	3	0-0	0-0	2
11/8	at	Car	0	0	0-0	0-0	0	(Not With Team)					4	1	0-0	0-0	0	1	2	0-0	0-0	0	0	0	0-0	0-0	0	2	1	0-0	0-0	1
11/15		Det	0	0	0-0	0-0	0	(Not With Team)					0	0	0-0	0-0	0	2	1	0-0	0-0	0	(Inactive)					4	1	0-0	0-0	0
11/22	at	Min	0	1	0-0	0-0	0	(Not With Team)					0	0	0-0	0-0	0	0	1	0-0	0-0	0	(Inactive)					5	2	0-0	0-0	1
11/26		Chi	1	1	0-0	0-0	0	(Not With Team)					0	0	0-0	0-0	0	0	3	0-0	0-0	0	0	0	0-0	0-0	0	3	1	0-0	0-0	0
12/3	at	Det	1	0	0-0	0-0	0	(Not With Team)					0	0	0-0	0-0	0	0	0	0-0	0-0	0	0	0	0-0	0-0	0	5	1	0-0	0-0	1
12/13		Dal	2	0	1-7	0-0	1	(Not With Team)					0	0	0-0	0-0	0	1	3	0-0	0-0	0	(Inactive)					3	1	0-0	0-0	0
12/20	at	Oak																														
12/27	at	Ari																														
1/3		Min																														
SEASON			13	3	3-24	1-0	2	1	0	0-0	0-0	0	4	1	0-0	0-0	1	7	20	0-0	0-0	0	0	0	0-0	0-0	0	45	16	0-0	0-0	6
CAREER			16	3	3-24	1-0	2	1	0	0-0	0-0	0	4	1	0-0	0-0	1	103	115	8.5-47	0-0	4	0	0	0-0	0-0	0	122	38	0-0	9-194	33

M.Hyde							D.Jones					C.Matthews					A.Mulumba					M.Neal					N.Palmer					
		UT	A	Sk	Int	PD	UT	A	Sk	Int	PD	UT	A	Sk	Int	PD	UT	A	Sk	Int	PD	UT	A	Sk	Int	PD	UT	A	Sk	Int	PD	
9/13	at	Chi	4	0	0-0	0-0	1	(Reserve/Suspended)					8	2	0-0	1-42	1	(Inactive)					2	0	0-0	0-0	0	6	3	0-0	0-0	1
9/20		Sea	5	0	0-0	0-0	1	2	0	0-0	0-0	0	1	1	0-0	0-0	0	0	1	0-0	0-0	0	2	3	0-0	0-0	0	4	2	0-0	0-0	1
9/28		KC	2	1	0-0	0-0	1	2	0	0-0	0-0	0	4	1	2-8	0-0	0	0	0	0-0	0-0	0	1	1	.5-3.5	0-0	0	3	1	0-0	0-0	0
10/4	at	SF	5	0	0-0	0-0	0	0	1	0-0	0-0	0	2	1	1-8	0-0	0	0	0	0-0	0-0	0	1	0	1-8	0-0	0	5	1	0-0	0-0	1
10/11		StL	5	0	0-0	1-2	2	0	0	0-0	0-0	0	2	3	1.5-11.5	0-0	0	0	0	0-0	0-0	0	2	1	0-0	0-0	0	4	1	0-0	0-0	0
10/18		SD	8	0	0-0	0-0	1	2	0	1-4	0-0	1	4	3	0-0	0-0	0	0	1	0-0	0-0	0	2	1	0.5-4	0-0	0	9	4	0-0	0-0	0
11/1	at	Den	6	2	0-0	0-0	0	2	1	0-0	0-0	0	7	1	0-0	0-0	0	(Inactive)					3	0	0-0	0-0	0	6	2	0-0	0-0	0
11/8	at	Car	1	0	0-0	0-0	0	0	0	0-0	0-0	0	4	3	0-0	0-0	0	(Inactive)					1	2	0-0	0-0	0	0	2	0-0	0-0	0
11/15		Det	1	1	0-0	0-0	0	0	0	0-0	0-0	0	4	3	0-0	0-0	2	(Inactive)					2	1	0-0	0-0	0	6	5	0-0	0-0	0
11/22	at	Min	0	0	0-0	0-0	0	2	0	2-28	0-0	1	8	2	0-0	0-0	0	(Inactive)					1	1	.5-1	0-0	0	4	1	1-0	0-0	0
11/26		Chi	(Inactive)					3	1	0-0	0-0	0	3	2	0-0	0-0	0	(Inactive)					3	1	0-0	0-0	0	8	3	0-0	0-0	0
12/3	at	Det	1	2	1-3	0-0	0	1	1	0-0	0-0	0	2	2	0-0	0-0	0	(Inactive)					2	0	0-0	0-0	0	0	0	0-0	0-0	0
12/13		Dal	4	0	0-0	0-0	0	0	1	0-0	0-0	1	5	3	1-8	0-0	0	(Inactive)					0	1	0-0	0-0	0	0	0	0-0	0-0	0
12/20	at	Oak																														
12/27	at	Ari																														
1/3		Min																														
SEASON			42	6	1-3	1-2	5	14	5	3-32	0-0	3	54	27	5.5-35.5	1-42	3	0	2	0-0	0-0	0	22	12	25-165	0-0	0	55	25	1-0	0-0	3
CAREER			126	31	3-20	3-11	21	40	28	8-55	1-18	5	328	142	66.5-413	6-191	35	17	17	1-2	0-0	0	103	61	17.5-109.5	1-5	1	67	31	1-0	0-0	3

INDIVIDUAL STATISTICS, DEFENSE

		M.Pennel					J.Peppers					N.Perry					B.Raji					D.Randall					S.Richardson				
		UT	A	Sk	Int	PD	UT	A	Sk	Int	PD	UT	A	Sk	Int	PD	UT	A	Sk	Int	PD	UT	A	Sk	Int	PD	UT	A	Sk	Int	PD
9/13	at Chi	1	1	0-0	0-0	0	5	0	1.5-11	0-0	0	0	1	0-0	0-0	0	3	3	.5-2	0-0	0	1	1	0-0	0-0	2	2	0	0-0	0-0	0
9/20	Sea	1	2	0-0	0-0	0	0	1	1-1	0-0	0	3	2	0-0	0-0	0	3	1	0-0	0-0	0	0	0	0-0	0-0	1	0	0	0-0	0-0	1
9/28	KC	3	0	0-0	0-0	0	1	1	0-0	0-0	0	1	1	1-6	0-0	0	0	1	0-0	0-0	0	2	0	0-0	0-0	1					
10/4	at SF	0	0	0-0	0-0	0	2	0	1-6	0-0	0	2	0	2-12	0-0	0	2	2	0-0	0-0	0	2	1	0-0	0-0	1	0	0	0-0	0-0	0
10/11	StL	1	1	0-0	0-0	0	3	0	1-3	0-0	0	3	0	.5-3.5	0-0	0	2	2	0-0	0-0	0	3	1	0-0	0-0	0					
10/18	SD	2	1	0-0	0-0	0	1	1	1-3	0-0	0			(Inactive)					(Inactive)			6	0	0-0	0-0	2					
11/1	at Den	3	2	0-0	0-0	0	1	1	0-0	0-0	0	1	2	0-0	0-0	0	0	3	0-0	0-0	1	6	3	0-0	1-0	2					
11/8	at Car	1	0	0-0	0-0	0	2	1	0-0	0-0	0	5	2	0-0	0-0	1	0	1	0-0	0-0	0	5	0	0-0	1-4	2					
11/15	Det	0	2	0-0	0-0	0	4	0	0-0	0-0	0	1	0	0-0	0-0	0	0	2	0-0	0-0	1	2	0	0-0	0-0	1					
11/22	at Min	0	1	0-0	0-0	0	1	1	.5-1	0-0	0	0	1	0-0	0-0	0	1	2	0-0	0-0	0	6	1	0-0	0-0	1					
11/26	Chi	1	2	0-0	0-0	0	1	3	0-0	0-0	0	1	2	0-0	0-0	0	1	1	0-0	0-0	0	2	0	0-0	0-0	0					
12/3	at Det	1	0	0-0	0-0	0	3	1	1-8	0-0	0	0	0	0-0	0-0	0	0	1	0-0	0-0	0				(Inactive)						
12/13	Dal	3	0	0-0	0-0	0	1	0	0-0	0-0	0			(Inactive)			0	0	0-0	0-0	0	1	0	0-0	0-0	1					
12/20	at Oak																														
12/27	at Ari																														
1/3	Min																														
SEASON		17	12	0-0	0-0	0	25	10	7-33	0-0	0	17	11	3.5-21.5	0-0	1	12	19	.5-2	0-0	2	36	7	0-0	2-4	14	2	0	0-0	0-0	1
CAREER		24	23	0-0	0-0	0	572	228	132.5-801.5	11-293	63	78	45	12.5-99.5	0-0	4	131	127	11-67.5	0-0	9	36	7	0-0	2-4	14	25	6	0-0	0-0	2

		Q.Rollins					J.Ryan					S.Shields					J.Thomas														
		UT	A	Sk	Int	PD	UT	A	Sk	Int	PD	UT	A	Sk	Int	PD	UT	A	Sk	Int	PD										
9/13	at Chi	0	0	0-0	0-0	0	0	0	0-0	0-0	0	6	2	0-0	0-0	1						(Not With Team)									
9/20	Sea			(Inactive)			0	0	0-0	0-0	0	2	0	0-0	0-0	0						(Not With Team)									
9/28	KC	2	1	0-0	0-0	1	0	1	0-0	0-0	0	5	0	0-0	1-15	1	2	1	1-2	0-0	0										
10/4	at SF	1	1	0-0	0-0	0			(Inactive)			2	1	0-0	1-0	1	2	0	0-0	0-0	0										
10/11	StL	2	0	0-0	2-48	2			(Inactive)			0	2	0-0	0-0	4	0	0	0-0	0-0	1										
10/18	SD	2	0	0-0	0-0	0	0	0	0-0	0-0	0	7	0	0-0	0-0	2	2	1	0-0	0-0	0										
11/1	at Den	0	0	0-0	0-0	0	1	0	0-0	0-0	0	0	0	0-0	0-0	0	1	3	0-0	0-0	0										
11/8	at Car			(Inactive)			4	2	0-0	0-0	0			(Inactive)			0	0	0-0	0-0	0										
11/15	Det	0	1	0-0	0-0	0	0	0	0-0	0-0	0	1	0	0-0	0-0	0	1	0	0-0	0-0	0										
11/22	at Min	1	1	0-0	0-0	0	0	0	0-0	0-0	0	5	1	0-0	0-0	0	1	2	0-0	0-0	0										
11/26	Chi	0	1	1-11	0-0	2	0	0	0-0	0-0	0	2	1	0-0	0-0	1	2	0	0-0	0-0	0										
12/3	at Det	3	3	0-0	0-0	1	8	1	0-0	0-0	0	3	2	0-0	0-0	1	2	0	0-0	0-0	0										
12/13	Dal	4	0	0-0	0-0	0	3	3	0-0	0-0	0	2	0	0-0	1-0	2	0	0	0-0	0-0	1										
12/20	at Oak																														
12/27	at Ari																														
1/3	Min																														
SEASON		16	7	1-11	2-48	6	16	7	0-0	0-0	0	35	9	0-0	3-15	13	13	7	1-2	0-0	2										
CAREER		16	7	1-11	2-48	6	16	7	0-0	0-0	0	205	46	1-8	18-180	90	13	7	1-2	0-0	2										

DEFENSIVE FUMBLE STATISTICS

FORCED FUMBLES (10)

J.Elliott - (1) vs. Seattle, Sept. 20 (F.Jackson)
M.Daniels - (1) vs. Kansas City, Sept. 28 (A. Smith)
N.Perry - (1) vs. Kansas City, Sept. 28 (A. Smith)
J.Thomas - (1) at San Francisco, Oct. 4 (V.McDonald)
J.Peppers - (1) vs. St. Louis, Oct. 11 (N.Foles)
M.Neal - (1) vs. San Diego, Oct. 18 (M.Gordon)
H.Clinton-Dix - (1) vs. San Diego, Oct. 18 (M.Gordon)
M.Burnett - (1) at Minnesota, Nov. 22 (A.Peterson)
M.Burnett - (1) vs. Chicago, Nov. 26 (A.Jeffery)
J.Peppers - (1) at Detroit, Dec. 3 (M.Stafford)

FUMBLE RECOVERIES (4)

M.Hyde - (1) vs. Seattle, Sept. 20 (F.Jackson)
C.Matthews - (1) vs. San Diego, Oct. 18 (M.Gordon)
S.Shields - (1) at Minnesota, Nov. 22 (A.Peterson)
J.Ryan - (1) at Detroit, Dec. 3 (M.Stafford)

INDIVIDUAL STATISTICS, DEFENSE

QUARTERBACK SACKS (35-215)

9/13	at	Chicago:	(2-12)	J.Peppers 1.5-11, B.Raji .5-1
9/20		Seattle:	(2-1)	M.Daniels 1-0, J.Peppers 1-1
9/28		Kansas City:	(7-39)	C.Matthews 2-8, M.Daniels 1.5-9.5, J.Elliott 1-10, N.Perry 1-6, J.Thomas 1-2, M.Neal .5-3.5
10/4	at	San Francisco:	(6-41)	N.Perry 2-12, J.Elliott 1-7, C.Matthews 1-8, M.Neal 1-8, J.Peppers 1-6
10/11		St. Louis:	(3-18)	C.Matthews 1.5-11.5, J.Peppers 1-3, N.Perry .5-3.5
10/18		San Diego:	(3-15)	D.Jones 1-4, J.Peppers 1-3, M.Daniels .5-4, M.Neal .5-4
11/1	at	Denver:	(0-0)	None
11/8	at	Carolina:	(0-0)	None
11/15		Detroit:	(0-0)	None
11/22	at	Minnesota:	(6-48)	D.Jones 2-28, H.Clinton-Dix 1-10, M.Daniels 1-8, N.Palmer 1-0, M.Neal .5-2, J.Peppers .5-2
11/26		Chicago:	(1-11)	Q.Rollins 1-11
12/3	at	Detroit:	(3-15)	H.Clinton-Dix 1-4, M.Hyde 1-3, J.Peppers 1-8
12/13		Dallas:	(2-15)	J.Elliott 1-7, C.Matthews 1-8
12/20	at	Oakland:		
12/27	at	Arizona:		
1/3		Minnesota:		

SEASON TOTALS: (35-215) J.Peppers 7-33, C.Matthews 5.5-35.5, M.Daniels 4-21.5, N.Perry 3.5-21.5, J.Elliott 3-24, D.Jones 3-32, M.Neal 2.5-16.5, H.Clinton-Dix 2-14, M.Hyde 1-3, N.Palmer 1-0, Q.Rollins 1-11, J.Thomas 1-2, B.Raji .5-1

QUARTERBACK HITS (65)

9/13	at	Chicago:	(3)	M.Daniels 1, C.Matthews 1, B.Raji 1
9/20		Seattle:	(2)	M.Daniels 1, D.Jones 1
9/28		Kansas City:	(2)	M.Daniels 1, C.Matthews 1
10/4	at	San Francisco:	(4)	D.Jones 2, M.Daniels 1, C.Matthews 1
10/11		St. Louis:	(14)	D.Jones 4, C.Matthews 3, J.Peppers 3, M.Daniels 2, L.Guion 1, M.Neal 1
10/18		San Diego:	(13)	C.Matthews 4, M.Daniels 2, M.Neal 2, M.Pennel 2, D.Jones 1, J.Peppers 1, J.Thomas 1
11/1	at	Denver:	(4)	M.Burnett 1, M.Daniels 1, C.Matthews 1, J.Peppers 1
11/8	at	Carolina:	(4)	M.Burnett 1, M.Daniels 1, M.Pennel 1, J.Thomas 1
11/15		Detroit:	(1)	M.Neal 1
11/22	at	Minnesota:	(5)	D.Jones 2, M.Neal 2, C.Hayward 1
11/26		Chicago:	(5)	M.Daniels 1, J.Elliott 1, C.Matthews 1, J.Peppers 1, J.Thomas 1
12/3	at	Detroit:	(3)	L.Guion 1, J.Peppers 1, J.Thomas 1
12/13		Dallas:	(5)	M.Burnett 1, J.Elliott 1, D.Jones 1, C.Matthews 1, M.Neal 1
12/20	at	Oakland:		
12/27	at	Arizona:		
1/3		Minnesota:		

SEASON TOTALS: (65) C.Matthews 13, M.Daniels 11, D.Jones 11, M.Neal 7, J.Peppers 7, J.Thomas 4, M.Burnett 3, M.Pennel 3, J.Elliott 2, L.Guion 2, C.Hayward 1, B.Raji 1

PASSES DEFENSED (68)

9/13	at	Chicago:	(6)	D.Randall 2, C.Hayward 1, C.Matthews 1, N.Palmer 1, S.Shields 1
9/20		Seattle:	(5)	J.Elliott 1, M.Hyde 1, N.Palmer 1, D.Randall 1, S.Richardson 1
9/28		Kansas City:	(5)	C.Banjo 1, M.Hyde 1, D.Randall 1, Q.Rollins 1, S.Shields 1
10/4	at	San Francisco:	(3)	N.Palmer 1, D.Randall 1, S.Shields 1
10/11		St. Louis:	(10)	S.Shields 4, M.Hyde 2, Q.Rollins 2, H.Clinton-Dix 1, J.Thomas 1
10/18		San Diego:	(7)	D.Randall 2, S.Shields 2, H.Clinton-Dix 1, M.Hyde 1, D.Jones 1
11/1	at	Denver:	(6)	C.Hayward 2, D.Randall 2, D.Goodson 1, B.Raji 1
11/8	at	Carolina:	(6)	M.Burnett 2, D.Randall 2, C.Hayward 1, N.Perry 1
11/15		Detroit:	(5)	C.Matthews 2, H.Clinton-Dix 1, B.Raji 1, D.Randall 1
11/22	at	Minnesota:	(3)	C.Hayward 1, D.Jones 1, D.Randall 1
11/26		Chicago:	(3)	Q.Rollins 2, S.Shields 1
12/3	at	Detroit:	(3)	C.Hayward 1, Q.Rollins 1, S.Shields 1
12/13		Dallas:	(6)	S.Shields 2, J.Elliott 1, D.Jones 1, D.Randall 1, J.Thomas 1
12/20	at	Oakland:		
12/27	at	Arizona:		
1/3		Minnesota:		

SEASON TOTALS: (68) D.Randall 14, S.Shields 13, C.Hayward 6, Q.Rollins 6, M.Hyde 5, H.Clinton-Dix 3, D.Jones 3, C.Matthews 3, N.Palmer 3, M.Burnett 2, J.Elliott 2, B.Raji 2, J.Thomas 2, C.Banjo 1, D.Goodson 1, N.Perry 1, S.Richardson 1

INDIVIDUAL STATISTICS, SPECIAL TEAMS

PUNTING										
T.Masthay										
		No	Yds	Avg	TB	In20	Lg	Bk	Net	
9/13	at Chi	2	97	48.5	1	0	54	0	33.0	
9/20	Sea	3	139	46.3	0	0	49	0	39.0	
9/28	KC	5	215	43.0	0	2	49	0	39.4	
10/4	at SF	6	235	39.2	0	1	51	0	37.2	
10/11	StL	4	191	47.8	2	0	53	0	36.8	
10/18	SD	4	162	40.5	0	2	50	0	42.3	
11/1	at Den	5	231	46.2	0	1	49	0	43.8	
11/8	at Car	8	357	44.6	0	2	56	0	40.3	
11/15	Det	9	372	41.3	0	3	55	0	37.0	
11/22	at Min	4	152	38.0	0	2	50	0	38.0	
11/26	Chi	5	178	35.6	0	2	45	0	34.2	
12/3	at Det	6	286	47.7	1	1	62	0	44.3	
12/13	Dal	6	282	47.0	1	0	53	0	44.7	
12/20	at Oak									
12/27	at Ari									
1/3	Min									
SEASON		67	2897	43.2	5	16	62	0	39.6	
CAREER		376	16573	44.1	28	130	71	3	38.5	

KICKING										
M.Crosby										
Kickoffs										
		FG	PAT	Pts	No. Ret	TB	TB Pct	OB		
9/13	at Chi	1/1	4/4	7	3	3	50.0	0		
9/20	Sea	4/4	1/1	13	4	3	42.9	0		
9/28	KC	1/1	5/5	8	4	3	42.9	0		
10/4	at SF	1/2	2/2	5	1	3	75.0	0		
10/11	StL	1/1	3/3	6	1	4	80.0	0		
10/18	SD	2/2	3/3	9	3	3	50.0	0		
11/1	at Den	1/1	1/1	4	0	3	100.0	0		
11/8	at Car	0/0	3/3	3	2	3	60.0	0		
11/15	Det	1/2	1/1	4	2	1	33.3	0		
11/22	at Min	5/5	1/1	16	5	2	25.0	1		
11/26	Chi	2/2	1/1	7	1	2	66.7	0		
12/3	at Det	0/1	3/3	3	2	2	50.0	0		
12/13	Dal	0/0	4/4	4	1	4	80.0	0		
12/20	at Oak									
12/27	at Ari									
1/3	Min									
SEASON		19/22	32/32	89	29	36	55.4	1		
CAREER		231/290	433/437	1126	534	221	28.8	15		

ADDITIONAL KICKOFFS:
T.Masthay 1-0 at Den (Nov. 1)

ONSIDE KICK RECOVERIES
OWN KICKS (1/1)
Success – D.Randall vs. Det (Nov. 15)

OPPONENT KICKS (0/2)
Failed – D.Adams at Chi (Sept. 13)
Failed – M.Hyde vs. KC (Sept. 28)

BLOCKED KICKS

PACKERS (1) **BLOCKED PUNTS**

OPPONENTS (0)

KICKOFF RETURNS							M.Hyde				
J.Janis											
	No	Yds	Avg	Lg	TD		No	Yds	Avg	Lg	TD
9/13 at Chi	0	0	--	--	0		0	0	--	--	0
9/20 Sea	0	0	--	--	0		0	0	--	--	0
9/28 KC	0	0	--	--	0		0	0	--	--	0
10/4 at SF	0	0	--	--	0		0	0	--	--	0
10/11 StL	0	0	--	--	0		0	0	--	--	0
10/18 SD	0	0	--	--	0		0	0	--	--	0
11/1 at Den	0	0	--	--	0		1	23	23.0	23	0
11/8 at Car	0	0	--	--	0		3	71	23.7	30	0
11/15 Det	0	0	--	--	0		3	78	26.0	30	0
11/22 at Min	2	83	41.5	70	0		0	0	--	--	0
11/26 Chi	2	82	41.0	64	0		(Inactive)				
12/3 at Det	2	46	23.0	24	0		1	15	15.0	15	0
12/13 Dal	2	40	20.0	21	0		0	0	--	--	0
12/20 at Oak											
12/27 at Ari											
1/3 Min											
SEASON	8	251	31.4	70	0		8	187	23.4	30	0
CAREER	8	251	31.4	70	0		34	814	23.9	70	0

ADDITIONAL KICKOFF RETURNS: J.Abbrederis 1-30 vs. SD (Oct. 18), 1-22 at Den (Nov. 1), J.Kuhn 1-0 vs. Chi (Nov. 26), T.Montgomery 3-106 at Chi (Sept. 13), 1-19 vs. Sea (Sept. 20), 2-64 vs. KC (Sept. 28), 1-29 vs. SD (Oct. 18), A.Ripkowski 1-0 at Chi (Sept. 13), J.Tretter 1-0 vs. SD (Oct. 18)

PUNT RETURNS								M.Hyde							R.Cobb						
		No	Yds	Avg	FC	Lg	TD	No	Yds	Avg	FC	Lg	TD	No	Yds	Avg	FC	Lg	TD		
9/13	at Chi	0	0	--	0	--	0	0	0	--	0	--	0	0	0	--	0	--	0		
9/20	Sea	0	0	--	4	--	0	0	0	--	0	--	0	0	0	--	0	--	0		
9/28	KC	4	30	7.5	1	13	0	0	0	--	0	--	0	0	0	--	0	--	0		
10/4	at SF	3	14	4.7	0	9	0	0	0	--	0	--	0	0	0	--	0	--	0		
10/11	StL	2	9	4.5	1	9	0	0	0	--	0	--	0	0	0	--	0	--	0		
10/18	SD	2	18	9.0	0	16	0	0	0	--	0	--	0	0	0	--	0	--	0		
11/1	at Den	1	9	9.0	9	9	0	0	0	--	0	--	0	0	0	--	0	--	0		
11/8	at Car	4	18	4.5	1	15	0	0	0	--	0	--	0	0	0	--	0	--	0		
11/15	Det	2	7	3.5	1	6	0	0	0	--	0	--	0	0	0	--	0	--	0		
11/22	at Min	0	0	--	0	--	0	2	9	4.5	3	10	0	0	0	--	0	--	0		
11/26	Chi			(Inactive)				2	1	0.5	1	1	0	0	0	--	0	--	0		
12/3	at Det	0	0	--	5	--	0	0	0	--	0	--	0	0	0	--	0	--	0		
12/13	Dal	4	13	3.3	0	9	0	0	0	--	0	--	0	0	0	--	0	--	0		
12/20	at Oak																				
12/27	at Ari																				
1/3	Min																				
SEASON		22	118	5.4	14	16	0	4	10	2.5	4	10	0								
CAREER		60	635	10.6	30	93t	3	78	732	9.4	57	80t	2								

SPECIAL TEAMS FUMBLE STATISTICS

FORCED FUMBLES (0)

FUMBLE RECOVERIES (0)

BLOCKED FIELD GOALS
(1) vs. St. Louis, Oct. 11 (D.Jones)

BLOCKED PATs

DRIVE STATISTICS

PACKERS SCORING DRIVES (game-by-game)

Date	Opponent	Plays	Yards	Time	Result	Qtr	Scoring Play	Quarterback
9/13	at Chicago	10	77	4:42	TD	1	A.Rodgers 13 pass to J.Jones	A.Rodgers
9/13	at Chicago	10	61	5:17	FG	2	M.Crosby 37 field goal	A.Rodgers
9/13	at Chicago	6	59	3:04	TD	3	A.Rodgers 1 pass to J.Jones	A.Rodgers
9/13	at Chicago	16	78	9:31	TD	4	A.Rodgers 5 pass to R.Cobb	A.Rodgers
9/13	at Chicago	4	48	1:46	TD	4	E.Lacy 2 run	A.Rodgers
9/20	vs. Seattle	10	80	4:15	TD	1	A.Rodgers 29 pass to J.Jones	A.Rodgers
9/20	vs. Seattle	4	7	1:55	FG	1	M.Crosby 54 field goal	A.Rodgers
9/20	vs. Seattle	6	79	1:14	FG	2	M.Crosby 18 field goal	A.Rodgers
9/20	vs. Seattle	8	54	3:36	FG	3	M.Crosby 44 field goal	A.Rodgers
9/20	vs. Seattle	10	80	6:16	TD	4	A.Rodgers 5 pass to R.Rodgers	A.Rodgers
9/20	vs. Seattle	9	34	4:54	FG	4	M.Crosby 21 field goal	A.Rodgers
9/28	vs. Kansas City	6	69	2:36	TD	1	A.Rodgers 8 pass to T.Montgomery	A.Rodgers
9/28	vs. Kansas City	10	89	5:51	TD	1	A.Rodgers 3 pass to R.Cobb	A.Rodgers
9/28	vs. Kansas City	9	51	5:47	FG	2	M.Crosby 44 field goal	A.Rodgers
9/28	vs. Kansas City	9	68	3:02	TD	2	A.Rodgers 27 pass to J.Jones	A.Rodgers
9/28	vs. Kansas City	1	4	0:04	TD	3	A.Rodgers 4 pass to R.Cobb	A.Rodgers
9/28	vs. Kansas City	8	80	3:46	TD	4	A.Rodgers 4 pass to R.Cobb	A.Rodgers
10/4	at San Francisco	12	80	5:58	TD	1	A.Rodgers 9 pass to R.Rodgers	A.Rodgers
10/4	at San Francisco	9	61	4:33	TD	3	J.Kuhn 1 run	A.Rodgers
10/4	at San Francisco	8	35	4:38	FG	3	M.Crosby 31 field goal	A.Rodgers
10/11	vs. St. Louis	6	56	1:48	TD	1	A.Rodgers 31 pass to T.Montgomery	A.Rodgers
10/11	vs. St. Louis	4	75	2:19	TD	3	A.Rodgers 65 pass to J.Jones	A.Rodgers
10/11	vs. St. Louis	7	30	2:20	FG	4	M.Crosby 35 field goal	A.Rodgers
10/18	vs. San Diego	8	87	3:44	TD	1	A.Rodgers 5 pass to J.Starks	A.Rodgers
10/18	vs. San Diego	4	85	1:26	TD	1	J.Starks 65 run	A.Rodgers
10/18	vs. San Diego	10	83	3:58	FG	2	M.Crosby 23 field goal	A.Rodgers
10/18	vs. San Diego	7	69	2:48	TD	3	A.Rodgers 8 pass to J.Jones	A.Rodgers
10/18	vs. San Diego	9	70	3:37	FG	4	M.Crosby 28 field goal	A.Rodgers
11/1	at Denver	10	80	4:48	TD	2	E.Lacy 2 run	A.Rodgers
11/1	at Denver	11	41	5:53	FG	3	M.Crosby 56 field goal	A.Rodgers
11/8	at Carolina	11	65	5:51	TD	1	A.Rodgers 1 pass to R.Rodgers	A.Rodgers
11/8	at Carolina	3	80	1:00	TD	3	A.Rodgers 53 pass to R.Cobb	A.Rodgers
11/8	at Carolina	6	79	1:28	TD	4	A.Rodgers 29 pass to J.Starks	A.Rodgers
11/8	at Carolina	8	72	2:38	TD	4	A.Rodgers 3 pass to R.Rodgers	A.Rodgers
11/15	vs. Detroit	12	57	4:54	FG	1	M.Crosby 44 field goal	A.Rodgers
11/15	vs. Detroit	11	78	4:05	TD	4	A.Rodgers 4 pass to R.Rodgers	A.Rodgers
11/15	vs. Detroit	8	73	1:25	TD	4	A.Rodgers 11 pass to J.Perillo	A.Rodgers
11/22	at Minnesota	13	56	5:35	FG	1	M.Crosby 42 field goal	A.Rodgers
11/22	at Minnesota	4	5	1:24	FG	1	M.Crosby 47 field goal	A.Rodgers
11/22	at Minnesota	6	45	2:18	FG	2	M.Crosby 40 field goal	A.Rodgers
11/22	at Minnesota	9	80	2:13	TD	2	A.Rodgers 10 pass to R.Cobb	A.Rodgers
11/22	at Minnesota	12	61	4:47	FG	3	M.Crosby 42 field goal	A.Rodgers
11/22	at Minnesota	7	80	2:46	TD	4	A.Rodgers 27 pass to J.Jones	A.Rodgers
11/22	at Minnesota	4	-1	0:23	FG	4	M.Crosby 52 field goal	A.Rodgers
11/26	vs. Chicago	5	49	1:44	TD	1	A.Rodgers 25 pass to E.Lacy	A.Rodgers
11/26	vs. Chicago	7	28	4:05	FG	2	M.Crosby 22 field goal	A.Rodgers
11/26	vs. Chicago	5	36	0:30	FG	2	M.Crosby 50 field goal	A.Rodgers
12/3	at Detroit	7	75	3:10	TD	3	R.Cobb fumble recovery in end zone	A.Rodgers
12/3	at Detroit	3	12	1:31	TD	3	A.Rodgers 8 pass to D.Adams	A.Rodgers
12/3	at Detroit	11	84	4:02	TD	4	A.Rodgers 17 run	A.Rodgers
12/3	at Detroit	4	79	0:23	TD	4	A.Rodgers 61 pass to R.Rodgers	A.Rodgers
12/13	vs. Dallas	9	48	4:14	TD	2	A.Rodgers 13 pass to J.Starks	A.Rodgers
12/13	vs. Dallas	11	81	4:14	TD	2	A.Rodgers 3 pass to R.Rodgers	A.Rodgers
12/13	vs. Dallas	12	84	6:34	TD	4	J.Starks 30 run	A.Rodgers
12/13	vs. Dallas	4	38	0:25	TD	4	E.Lacy 1 run	A.Rodgers

Scoring-Drive Length

Length (minus)	Packers		Opponent	
	TD	FG	TD	FG
0—9	0	1	0	0
10—19	1	2	1	1
20—29	1	0	1	0
30—39	0	1	0	3
40—49	1	4	1	2
50—59	3	2	0	2
60—69	2	4	3	3
70—79	5	2	4	4
80—89	9	2	4	2
90—99	14	1	13	2
SEASON	0	0	0	0
SEASON	36	19	27	19

Possessions at a glance

Reg. Season	No.	Avg. Snaps	*3-Plays & Out	Snaps/TD
Packers	153	5.5	37	22.9
Opponent	148	5.6	36	30.9

*—less if turnover, no first downs or score

Game-Opening Drives

Game	Packers			Opponent		
	Pts	FD	Yds	Pts	FD	Yds
9/13 at Chi	0	0	7	3	3	70
9/20 vs Sea	7	5	80	0	0	-5
9/28 vs KC	0	0	5	0	0	7
10/4 at SF	7	6	80	0	1	20
10/11 at StL	7	2	56	0	0	2
10/18 vs SD	7	5	87	0	1	20
11/1 at Den	0	2	13	0	1	25
11/8 at Car	0	0	-7	3	3	68
11/15 at Det	3	4	57	0	0	-1
11/22 at Min	3	3	56	0	2	32
11/26 vs Chi	0	1	37	0	0	7
12/3 at Det	0	1	19	3	2	35
12/13 vs Dal	0	1	18	0	3	73
12/20 at Oak						
12/27 at Ari						
1/3 vs Min						
SEASON	34	30	508	9	16	353

Second-Half Opening Drives

Game	Packers			Opponent		
	Pts	FD	Yds	Pts	FD	Yds
9/13 at Chi	7	4	59	3	4	56
9/20 vs Sea	0	0	-6	7	5	80
9/28 vs KC	0	0	0	0	0	2
10/4 at SF	7	3	61	0	1	14
10/11 at StL	7	2	75	0	1	19
10/18 vs SD	0	0	-1	7	3	79
11/1 at Den	3	3	41	7	3	80
11/8 at Car	7	2	80	0	0	2
11/15 at Det	0	0	2	6	1	1
11/22 at Min	3	4	61	0	1	22
11/26 vs Chi	0	3	33	0	1	13
12/3 at Det	7	4	75	3	4	66
12/13 vs Dal	0	1	27	0	0	9
12/20 at Oak						
12/27 at Ari						
1/3 vs Min						
SEASON	41	26	507	33	24	443

DRIVE STATISTICS

YARDS-GAINED ANALYSIS

	1st Down			2nd Down			3rd Down			4th Down			Season			By Quarter				By Half		
	Att	Yds	Avg	Att	Yds	Avg	Att	Yds	Avg	Att	Yds	Avg	Att	Yds	Avg	1st	2nd	3rd	4th	1st	2nd	OT
Packers	377	1743	4.6	296	1897	6.4	163	813	5.0	12	79	6.6	848	4532	5.3	1221	1056	1008	1247	2277	2255	0
Opponents	366	2000	5.5	270	1354	5.0	182	1135	6.2	16	63	3.9	834	4552	5.5	944	1167	1139	1302	2111	2441	0

DRIVE ENGINEERING

	Drives	Drives ended by									Points
QB	Started	TD	FG	MFG	PUNT	BLK	DOWN	TO	SAF	CLK	Yielded
A.Rodgers	153	36	19	3	67	0	5	9	1	13	310
Packers	153	36	19	3	67	0	5	9	1	13	310
Opponents	148	27	19	4	68	0	8	16	0	6	245

RED-ZONE EFFICIENCY

	Packers	Opponent
Times Penetrated Opponent 20	41	40
Total Scores	36	33
Touchdowns	26	23
Field Goals-Attempts	10-12	10-10
Touchdown Percentage634	.575
Scoring Percentage878	.825
Turnovers	1	3
Downs	2	4
Missed Field Goals	2	0
Time Ran Out	0	0
Ended Not Trying To Score	0	0
Scores From Outside The 20	19	13
Touchdowns	10	4
Field Goals	9	9

AVERAGE FIELD POSITION

	Packers	Opponent
Drives Started	153	148
Average Field Position	GB27	OPP27
Drives Started in Plus Territory	19	11
Scores	13	4
Touchdowns	6	3
Field Goals	7	1
Missed Field Goals	1	2
Punts	2	4
Turnovers	1	1
Turnover on Downs	0	0
Ran Out Clock	1	0
Did Not Attempt to Score	1	0
Drives Started Inside Own 20	41	32

GOAL-TO-GO SITUATIONS

	Summary							GTG Plays		
	Total	TD	Pct	FG	MFG	TO	CLK	DOWN	Plays	TD
Packers	25	17	.680	5	0	1	0	2	66	17
Opponents	24	16	.667	3	0	3	0	2	66	16

2015 SUPERLATIVES

LONGEST RETURNS

Packers

Type	Yards	Opp. Date	Player
Kickoff	70	at Min, Nov. 22	J.Janis
Kickoff	64	vs. Chi, Nov. 26	J.Janis
Kickoff	46	at Chi, Sept. 13	T.Montgomery
Interception	45t	vs. StL, Oct. 11	Q.Rollins
Interception	42	at Chi, Sept. 13	C.Matthews

No. of returns 20-plus yards in length: 17

No. of returns 40-plus yards in length: 6

Opponent

Type	Yards	Opp. Date	Player
Kickoff	104	vs. Det, Nov. 15	A.Abdullah
Kickoff	54	vs. KC, Sept. 28	K.Davis
Kickoff	52	at Min, Nov. 22	C.Patterson
Kickoff	37	vs. Chi, Nov. 26	D.Thompson
Interception	29	vs. StL, Oct. 11	T.Johnson

No. of returns 20-plus yards in length: 19

No. of returns 40-plus yards in length: 3

LONGEST PLAYS FROM SCRIMMAGE

Packers

Yards	Opp.	Play
65t	vs. StL	A.Rodgers to J.Jones
61t	at Det	A.Rodgers to R.Rodgers
53t	vs. Car	A.Rodgers to R.Cobb
52	vs. KC	A.Rodgers to J.Jones
46	vs. SD	A.Rodgers to J.Janis

Long run:

65t	vs. SD	J.Starks
35	vs. Sea	J.Starks
30	vs. Dal	J.Starks
29	vs. Chi	E.Lacy
27	at Min	E.Lacy

No. plays 20-plus yards: 54

No. plays 40-plus yards: 6

Opponent

Yards	Opp.	Play
68	vs. StL	N.Foles to S.Bailey
61	vs. KC	A.Smith to J.Maclin
59	vs. Car	C.Newton to J.Cotchery
52	vs. Car	C.Newton to D.Funchess
50	vs. SD	P.Rivers to M.Floyd
50	at Chi	J.Cutler to M.Wilson

Long run:

55	vs. StL	T.Gurley
50	vs. Dal	D.McFadden
45	vs. Dal	D.McFadden
36	at Det	A.Abdullah
28	at Den	C.Anderson

No. plays 20-plus yards: 47

No. plays 40-plus yards: 15

MISCELLANEOUS

WEEKLY INACTIVES

9/13	at	Chicago:	K.Backman, M.Burnett, L.Gunter, A.Harris, B.Hundley, A.Mulumba, L.Taylor
9/20		Seattle:	K.Backman, B.Bulaga, B.Gaston, L.Gunter, A.Harris, B.Hundley, Q.Rollins
9/28		Kansas City:	K.Backman, B.Bulaga, M.Burnett, D.Goodson, B.Hundley, S.Richardson, L.Taylor
10/4	at	San Francisco:	D.Adams, B.Bulaga, M.Burnett, D.Goodson, B.Hundley, J.Ryan, L.Taylor
10/11		St. Louis:	D.Adams, M.Burnett, L.Gunter, B.Hundley, S.Richardson, J.Ryan, L.Taylor
10/18		San Diego:	D.Adams, M.Burnett, A.Harris, B.Hundley, N.Perry, B.Raji, L.Taylor
11/1	at	Denver:	K.Backman, L.Gunter, B.Hundley, T.Montgomery, A.Mulumba, L.Taylor, J.Walker
11/8	at	Carolina:	K.Backman, B.Hundley, T.Montgomery, A.Mulumba, Q.Rollins, S.Shields, L.Taylor
11/15		Detroit:	K.Backman, L.Gunter, B.Hundley, E.Lacy, T.Montgomery, A.Mulumba, L.Taylor
11/22	at	Minnesota:	J.Abbrederis, L.Gunter, A.Harris, B.Hundley, T.Montgomery, A.Mulumba, L.Taylor
11/26		Chicago:	J.Abbrederis, A.Harris, B.Hundley, M.Hyde, C.Linsley, T.Montgomery, A.Mulumba
12/3	at	Detroit:	B.Bulaga, B.Hundley, T.Lang, T.Montgomery, A.Mulumba, D.Randall, A.Ripkowski
12/13		Dallas:	J.Crockett, L.Gunter, B.Hundley, C.Linsley, T.Montgomery, A.Mulumba, N.Perry
12/20	at	Oakland:	
12/27	at	Arizona:	
1/3		Minnesota:	

SEASON TOTALS: B.Hundley (13), L.Taylor (9), A.Mulumba (8), L.Gunter (7), T.Montgomery (7), K.Backman (6), M.Burnett (5), A.Harris (5), B.Bulaga (4), D.Adams (3), J.Abbrederis (2), D.Goodson (2), C.Linsley (2), N.Perry (2), S.Richardson (2), Q.Rollins (2), J.Ryan (2), J.Crockett (1), B.Gaston (1), M.Hyde (1), E.Lacy (1), T.Lang (1), B.Raji (1), D.Randall (1), A.Ripkowski (1), S.Shields (1), J.Walker (1).

TIME SPENT IN THE LEAD

		Packers	
Opponent		In Lead	Trailing
9/13	at Chi	34:50	16:44
9/20	Sea	40:16	12:20
9/28	KC	54:44	0:00
10/4	at SF	54:02	0:00
10/11	StL	57:09	0:00
10/18	SD	45:00	0:00
11/1	at Den	0:00	49:39
11/8	at Car	3:46	51:26
11/15	Det	9:54	28:33
11/22	at Min	42:05	1:24
11/26	Chi	15:45	30:30
12/3	at Det	0:00	53:48
12/13	Dal	39:49	0:00
12/20	at Oak		
12/27	at Ari		
1/3	Min		
SEASON		6:37:20	4:04:24
SEASON AVG		30:34	18:48

TWO-POINT CONVERSIONS

Packers (3-5): A.Rodgers-R.Rodgers pass vs. Sea (Sept. 20), A.Rodgers-D.Adams pass at Car (Nov. 8), A.Rodgers-J.Jones pass at Min (Nov. 22)

Opponent (1-2): A.Smith-T.Kelce pass vs. KC (Sept. 28)

NON-OFFENSIVE SCORES

Packers (1): Q.Rollins 45-yard interception return vs. StL, Oct. 11

Opponent (1): R.Rodgers tackled in end zone by M.Jackson for a safety at Den, Nov. 1

PENALTIES AND REPLAY CHALLENGES

PENALTY STATISTICS

	Packers	Opponent
Times Penalized after Offensive Gain	24	15
Gains Wiped Out, Offensive Penalties	194	101
Touchdowns Cost	2	2
Field Goals Cost	1	0
First Downs Lost	6	5
Intentional-Grounding Penalties	1	0
Defensive Pass Interference, Times Flagged	3	9
Yards Given Up	84	250
Defensive 3rd/4th Down Flags (kept drive alive)	6	22
Kick/Punt Return Penalties	7	9
Return Yards Wiped Out	50	80

Touchdowns nullified — GREEN BAY (2): A.Rodgers 8-yard pass to J.Jones at Chi (Sept. 13); A.Rodgers 17-yard pass to R.Cobb vs. KC (Sept. 28)

OPPONENTS (2): P.Manning 5-yard pass to A.Caldwell at Den (Nov. 1), J.Cutler 4-yard pass to A.Jeffery at Chi (Sept. 13)

2015 REPLAY CHALLENGES

PACKERS (3/4)

Date, Opp.	Initial Ruling	Ruling
9/20 vs. Sea	Seattle 11 men on field	Penalty on Sea, Defensive 12 On Field, Reversed
10/11 vs. StL	N.Foles 5 pass to S.Bailey, first down	Upheld
10/11 vs. StL	A.Rodgers 64 pass to J.Jones, down at StL 1	Reversed, Touchdown
11/8 at Car	C.Newton scrambles 7 yards for first down	Reversed, 4th Down

OPPONENTS (1/3)

Date, Opp.	Initial Ruling	Ruling
9/13 at Chi	A.Rodgers 25 pass to D.Adams, first down	Upheld
10/11 vs. StL	T.Masthay punts to StL 1, downed by J.Janis	Reversed, Touchback
11/8 at Car	A.Rodgers pass incomplete to J.Starks	Upheld

REPLAY ASSISTANT (7/11)

Last two minutes of the half, overtime, turnovers and scoring plays

Date, Opp.	Initial Ruling	Ruling
9/13 at Chi	J.Cutler fumble recovered by J.Peppers	Reversed, knee was down
9/20 vs. Sea	A.Rodgers 9 pass to R.Cobb, to goal line	Upheld
9/20 vs. Sea	A.Rodgers 1 pass to J.Jones, touchdown	Reversed, incomplete pass
10/4 at SF	A.Rodgers 6 pass to R.Cobb, short of first-down marker	Upheld, 4th Down
10/18 vs. SD	A.Rodgers 5 pass to J.Starks, touchdown	Upheld
10/18 vs. SD	P.Rivers 9 pass to K.Allen, to goal line	Upheld
11/8 at Car	A.Rodgers 29 pass to J.Starks, touchdown	Upheld
11/15 vs. Det	A.Rodgers 4 pass to J.Starks, fumble	Reversed, elbow was down
11/26 vs. Chi	A.Rodgers 25 pass to E.Lacy, touchdown	Confirmed, ball broke plane
11/26 vs. Chi	J.Cutler 20 pass to M.Wilson, touchdown	Reversed, did not break plane
12/13 vs. Dal	J.Starks 1 run, touchdown	Reversed, did not break plane
12/13 vs. Dal	M.Cassel 28 pass to D.Bryant	Reversed, incomplete pass

2015 PENALTIES ACCEPTED (85)

OFFENSE (48)

Delay of Game (5) — A.Rodgers vs. Sea (Sept. 20), A.Rodgers vs. KC (Sept. 28), A.Rodgers at SF (Oct. 4), A.Rodgers vs. StL (Oct. 11), A.Rodgers at Car (Nov. 8)

Face Mask (1) — J.Sitton at Det (Dec. 3)

False Start (11) — D.Bakhtiari at Chi (Sept. 13), D.Bakhtiari vs. Sea (Sept. 20), T.Lang at SF (Oct. 4), B.Bulaga vs. StL (Oct. 11), R.Cobb vs. SD (Oct. 18), R.Rodgers at Den (Nov. 1), D.Bakhtiari vs. Det (Nov. 15), D.Bakhtiari at Min (Nov. 22), J.Kuhn at Min (Nov. 22), D.Barclay at Det (Dec. 3), J.Kuhn vs. Dal (Dec. 13)

Holding (18) — D.Bakhtiari at Chi (Sept. 13), B.Bulaga at Chi (Sept. 13), D.Bakhtiari vs. KC (Sept. 28), R.Rodgers at SF (Oct. 4), D.Bakhtiari at SF (Oct. 4), J.Sitton at SF (Oct. 4), J.Sitton at SF (Oct. 4), B.Bulaga at Den (Nov. 1), C.Linsley at Car (Nov. 8), D.Bakhtiari at Car (Nov. 8), T.Lang vs. Det (Nov. 15), B.Bulaga vs. Det (Nov. 15), D.Bakhtiari at Min (Nov. 22), J.Sitton vs. Chi (Nov. 26), J.Tretter at Det (Dec. 3), D.Bakhtiari vs. Dal (Dec. 13), J.Sitton vs. Dal (Dec. 13), D.Adams vs. Dal (Dec. 13)

Illegal Block Above the Waist (1) — R.Rodgers vs. StL (Oct. 11)

Illegal Formation (2) — R.Cobb at Chi (Sept. 13), D.Bakhtiari at Min (Nov. 22)

Illegal Shift (1) — J.Janis vs. KC (Sept. 28)

Illegal Use of Hands (3) — J.Sitton vs. Sea (Sept. 20), T.Montgomery vs. KC (Sept. 28), R.Rodgers vs. StL (Oct. 11)

Intentional Grounding (1) — A.Rodgers at Det (Dec. 3)

Offensive 12 On Field (1) — vs. StL (Oct. 11)

Offensive Pass Interference (3) — T.Montgomery vs. KC (Sept. 28), J.Jones vs. Chi (Nov. 26), J.Jones vs. Dal (Dec. 13)

Unsportsmanlike Conduct (1) — D.Adams vs. Det (Nov. 15)

DEFENSE (26)

Defensive 12 On Field (1) — vs. StL (Oct. 11)

Encroachment (3) — B.Raji vs. KC (Sept. 28), M.Daniels vs. SD (Oct. 18), L.Guion at Car (Nov. 8)

Holding (3) — B.Raji at Chi (Sept. 13), D.Randall vs. KC (Sept. 28), S.Shields vs. Dal (Dec. 13)

Illegal Block Above The Waist (1) — N.Perry at Chi (Sept. 13)

Illegal Contact (1) — J.Elliott vs. KC (Sept. 28)

Neutral-Zone Infraction (3) — N.Perry at Chi (Sept. 13), M.Daniels at Chi (Sept. 13), L.Guion at Det (Dec. 3)

Offside (6) — S.Shields at Chi (Sept. 13), M.Neal vs. Sea (Sept. 20), M.Pennel vs. Sea (Sept. 20), J.Peppers vs. KC (Sept. 28), J.Elliott vs. SD (Oct. 18), J.Peppers at Det (Dec. 3)

Pass Interference (3) — H.Clinton-Dix vs. StL (Oct. 11), D.Randall at Car (Nov. 8), D.Goodson vs. Chi (Nov. 26)

Unnecessary Roughness (4) — S.Richardson at Chi (Sept. 13), H.Clinton-Dix vs. KC (Sept. 28), H.Clinton-Dix vs. SD (Oct. 18), D.Jones vs. Det (Nov. 15)

Unsportsmanlike Conduct (1) — C.Hayward vs. KC (Sept. 28)

SPECIAL TEAMS (11)

Face Mask (2) — Q.Rollins vs. KC (Sept. 28), L.Gunter at Car (Nov. 8)

Holding (4) — S.Richardson at SF (Oct. 4), J.Thomas vs. SD (Oct. 18), D.Jones vs. Dal (Dec. 13), D.Randall vs. Dal (Dec. 13)

Illegal Block Above The Waist (2) — C.Banjo vs. SD (Oct. 18), L.Gunter at Car (Nov. 8)

Illegal Formation (1) — at SF (Oct. 4)

Illegal Use of Hands (1) — J.Janis vs. Sea (Sept. 20)

Offside (1) — C.Hayward at Det (Dec. 3)

TURNOVER STATISTICS AND NOTES

TAKEAWAY ANALYSIS

	Packers Take Aways			Packers Give Aways					NFC Rank	NFL Rank
	Int	Fum	Tot	Int	Fum	Tot	Diff	Cum		
Chi	1	0	1	0	0	0	1	1	4t	8t
SEA	1	1	2	0	1	1	1	2	1t	4t
KC	1	0	1	0	0	0	1	3	3t	6t
SF	1	0	1	0	0	0	1	4	4t	6t
STL	4	0	4	2	1	3	1	5	3t	5t
SD	0	1	1	0	0	0	1	6	1t	1t
BYE	-	-	-	-	-	-	-	6	2	2t
Den	1	0	1	0	0	0	1	7	2	2t
Car	1	0	1	1	1	2	-1	6	2t	4t
DET	1	0	1	0	0	0	1	7	3	4
Min	0	1	1	0	0	0	1	8	3	4
CHI	0	0	0	1	1	2	-2	6	3	4t
Det	0	1	1	1	0	1	0	6	3	5
DAL	1	0	1	0	0	0	1	7	3	4
Oak										
Ari										
MIN										
Total	12	4	16	5	4	9	7	7		

HOME GAMES UPPERCASED IN BOLD

Takeaway Breakdown

	Packers	Opponent
Total	16	9
Interceptions	12	5
Fumble Rec.	4	4
Muffed Punt Rec.	0	0
Points off Turnovers	31	17
Touchdowns	4	2
Field Goals	1	1
Didn't attempt score	2	0

TOUCHDOWN RETURNS

Packers (1): Q.Rollins 45-yard interception return vs. STL, Oct. 11

Opponent (0):

2015 RECORD WHEN...

When...	Record
+4 turnover margin	0-0
+3 turnover margin	0-0
+2 turnover margin	0-0
+1 turnover margin	8-2
even turnover margin	1-0
-1 turnover margin	0-1
-2 turnover margin	0-1
-3 turnover margin	0-0
-4 turnover margin	0-0
recording 0 takeaways	0-1
recording 1 takeaway	7-3
recording 2 takeaways	1-0
recording 3 takeaways	0-0
recording 4 takeaways	1-0
recording 5 takeaways	0-0
recording 0 giveaways	6-2
recording 1 giveaway	2-0
recording 2 giveaways	0-2
recording 3 giveaways	1-0
recording 4 giveaways	0-0
recording 5 giveaways	0-0
recording 0 interceptions	3-1
recording 1 interception	5-3
recording 2 interceptions	0-0
recording 3 interceptions	0-0
recording 4 interceptions	1-0
surrendering 0 interceptions	7-2
surrendering 1 interception	1-2
surrendering 2 interceptions	1-0
surrendering 3 interceptions	0-0
recovering 0 fumbles	4-4
recovering 1 fumble	4-0
recovering 2 fumbles	0-0
recovering 3 fumbles	0-0
losing 0 fumbles	7-2
losing 1 fumble	2-2
losing 2 fumbles	0-0
losing 3 fumbles	0-0

TAKEAWAY SUMMARY (16)

9/13	at	Chicago:	C.Matthews (interception)
9/20		Seattle:	J.Elliott (interception), M.Hyde (fumble recovery)
9/28		Kansas City:	S.Shields (interception)
10/4	at	San Francisco:	S.Shields (interception)
10/11		St. Louis:	Q.Rollins (two interceptions), H.Clinton-Dix (interception), M.Hyde (interception)
10/18		San Diego:	C.Matthews (fumble recovery)
11/1	at	Denver:	D.Randall (interception)
11/8	at	Carolina:	D.Randall (interception)
11/15		Detroit:	H.Clinton-Dix (interception)
11/22	at	Minnesota:	S.Shields (fumble recovery)
11/26		Chicago:	None
12/3	at	Detroit:	J.Ryan (fumble recovery)
12/13		Dallas:	S.Shields (interception)
12/20	at	Oakland:	
12/27	at	Arizona:	
1/3		Minnesota:	

SEASON TOTALS: **S.Shields 4** (three interceptions, fumble recovery), **H.Clinton-Dix 2** (two interceptions), **M.Hyde 2** (interception, fumble recovery), **C.Matthews 2** (interception, fumble recovery), **D.Randall 2** (two interceptions), **Q.Rollins 2** (two interceptions), **J.Elliott 1** (interception), **J.Ryan 1** (fumble recovery)

Note: Only fumbles lost are credited. Fumbles in which the team maintained possession are not included.

GIVEAWAY SUMMARY (9)

9/13	at	Chicago:	None
9/20		Seattle:	J.Starks (fumble)
9/28		Kansas City:	None
10/4	at	San Francisco:	None
10/11		St. Louis:	A.Rodgers (two interceptions, fumble)
10/18		San Diego:	None
11/1	at	Denver:	None
11/8	at	Carolina:	E.Lacy (fumble), A.Rodgers (interception)
11/15		Detroit:	None
11/22	at	Minnesota:	None
11/26		Chicago:	E.Lacy (fumble), A.Rodgers (interception)
12/3	at	Detroit:	A.Rodgers (interception)
12/13		Dallas:	None
12/20	at	Oakland:	
12/27	at	Arizona:	
1/3		Minnesota:	

SEASON TOTALS: **A.Rodgers 6** (five interceptions, fumble), **E.Lacy 2** (two fumbles), **J.Starks 1** (fumble)

Note: Only fumbles lost are credited. Fumbles in which the team maintained possession are not included.

TAKEAWAY POINTS

Packers (31)

Date	Opp.	Turnover	Result	Points
9/13	at Chi	Interception	TD	7
9/20	vs. Sea	Interception	FG	3
9/28	vs. KC	Interception	TD	7
10/11	vs. StL	Interception	TD	7
12/3	at Det	Fumble	TD	7

Opponent (17)

Date	Opp.	Turnover	Result	Points
10/11	vs. StL	Interception	FG	3
11/26	vs. Chi	Fumble	TD	7
12/3	at Det	Interception	TD	7

REGULAR-SEASON PLAYER PARTICIPATION

NFL WEEK	1	2	3	4	5	6	8	9	10	11	12	13	14	15	16	17	— Season Totals —			
Player	at CHI	SEA	KC	at SF	STL	SD	at DEN	at CAR	DET	at MIN	CHI	at DET	DAL	at OAK	at ARI	MIN	GP	GS	DNP	INA
Abbrederis, Jared	PS	PS	PS	DNP	SUB	SUB	SUB	SUB	SUB	INA	INA	SUB	SUB				7	0	1	2
Adams, Davante	WR	WR	WR	INA	INA	INA	WR	WR	WR	WR	WR	WR	WR				10	10	0	3
Annen, Blake	-	-	-	PS	PS	-	-	-	-	-	-	-	-				0	0	0	0
Backman, Kennard	INA	INA	INA	SUB	SUB	DNP	INA	INA	INA	SUB	SUB	SUB	SUB				6	0	1	6
Bakhtiari, David	LT	LT	LT	LT	LT	LT	LT	LT	LT	LT	LT	LT	LT				13	13	0	0
Banjo, Chris	SUB	SUB	3S	SUB	SUB	SUB	SUB	SUB	SUB	SUB	SUB	SUB	SUB				13	1	0	0
Barclay, Don	SUB	RT	RT	RT	SUB	SUB	SUB	SUB	SUB	SUB	SUB	RT	SUB				13	4	0	0
Barrington, Sam	BLB	IR	IR	IR	IR	IR	IR	IR	IR	IR	IR	IR	IR				1	1	0	0
Boyd, Josh	SUB	SUB	IR	IR	IR	IR	IR	IR	IR	IR	IR	IR	IR				2	0	0	0
Bradford, Carl	PS	PS	PS	PS	PS	PS	PS	PS	PS	PS	PS	PS	PS				0	0	0	0
Bulaga, Bryan	RT	INA	INA	INA	RT	RT	RT	RT	RT	RT	RT	RT	RT				9	9	0	4
Burnett, Morgan	INA	SS	INA	INA	INA	INA	SS	SS	SS	SS	SS	SS	SS				8	8	0	5
Clinton-Dix, Ha Ha	FS	FS	FS	FS	FS	FS	FS	FS	FS	FS	FS	FS	FS				13	13	0	0
Cobb, Randall	WR	WR	WR	WR	WR	WR	WR	WR	WR	WR	WR	WR	WR				13	13	0	0
Crockett, John	PS	PS	PS	PS	PS	PS	PS	PS	PS	PS	PS	SUB	INA				1	0	0	1
Crosby, Mason	SUB	SUB	SUB	SUB	SUB	SUB	SUB	SUB	SUB	SUB	SUB	SUB	SUB				13	0	0	0
Crume, Eric	-	-	-	-	-	-	-	-	PS	-	-	-	-				0	0	0	0
Daniel, Robertson	PS	PS	PS	PS	PS	PS	PS	PS	PS	PS	PS	PS	PS				0	0	0	0
Daniels, Mike	DT	DT	DT	DT	DT	DT	DT	DT	DT	DT	DT	DT	DT				13	13	0	0
Elliott, Jayrone	SUB	SUB	SUB	SUB	SUB	SUB	SUB	SUB	SUB	SUB	SUB	SUB	SUB				13	0	0	0
Gaston, Bruce	SUB	INA	SUB	-	PS	-	-	-	-	-	-	-	-				2	0	0	1
Goode, Brett	SUB	SUB	SUB	SUB	SUB	SUB	SUB	SUB	SUB	SUB	SUB	SUB	SUB				13	0	0	0
Goodson, Demetri	SUB	SUB	INA	INA	SUB	SUB	SUB	SUB	SUB	SUB	SUB	SUB	SUB				11	0	0	2
Gunter, LaDarius	INA	INA	SUB	SUB	INA	SUB	INA	SUB	INA	INA	SUB	SUB	INA				6	0	0	7
Guion, Letroy	SUS	SUS	SUS	SUB	SUB	NOSE	SUB	DE	SUB	DE	DE	SUB	SUB				10	4	0	0
Hamilton, Justin	-	-	-	-	-	-	PS	PS	-	-	-	-	-				0	0	0	0
Harris, Alonzo	INA	INA	SUB	SUB	SUB	INA	SUB	SUB	SUB	INA	INA	-	-				6	0	0	5
Hayward, Casey	SUB	LCB	SUB	LCB	3CB	3CB	LCB	LCB	3CB	SUB	SUB	3CB	SUB				13	8	0	0
Henry, Mitchell	-	-	-	-	-	PS	PS	PS	PS	PS	PS	PS	PS				0	0	0	0
Hundley, Brett	INA	INA	INA	INA	INA	INA	INA	INA	INA	INA	INA	INA	INA				0	0	0	13
Hyde, Micah	SS	3CB	SS	SS	SS	SS	3CB	SUB	SUB	SUB	INA	SUB	SUB				12	7	0	1
Janis, Jeff	SUB	SUB	SUB	SUB	SUB	SUB	SUB	SUB	SUB	SUB	SUB	SUB	SUB				13	0	0	0
Johnson, Jamel	-	-	-	-	-	-	-	-	-	-	-	-	PS				0	0	0	0
Jones, Datone	SUS	SUB	SUB	SUB	SUB	SUB	SUB	SUB	SUB	SUB	SUB	SUB	SUB				12	0	0	0
Jones, James	3WR	3WR	3WR	WR	WR	WR	3WR	SUB	3WR	3WR	3WR	3WR	3WR				13	12	0	0
Kuhn, John	SUB	SUB	SUB	SUB	SUB	SUB	SUB	FB	SUB	SUB	SUB	FB	SUB				13	3	0	0
Lacy, Eddie	RB	RB	RB	RB	RB	SUB	RB	RB	INA	SUB	RB	SUB	RB				12	9	0	1
Lang, T.J.	RG	RG	RG	RG	RG	RG	RG	RG	RG	RG	RG	INA	RG				12	12	0	1
Linsley, Corey	C	C	C	C	C	C	C	C	C	C	INA	C	INA				11	11	0	2
Masthay, Tim	SUB	SUB	SUB	SUB	SUB	SUB	SUB	SUB	SUB	SUB	SUB	SUB	SUB				13	0	0	0
Matthews, Clay	MLB	MLB	MLB	MLB	MLB	MLB	MLB	MLB	MLB	MLB	MLB	MLB	MLB				13	13	0	0
McBryde, B.J.	-	-	-	-	-	-	-	-	-	PS	PS	PS	PS				0	0	0	0
Montgomery, Ty	SUB	SUB	SUB	3WR	3WR	3WR	INA	INA	INA	INA	INA	INA	INA				6	3	0	7
Mulumba, Andy	INA	SUB	SUB	SUB	SUB	SUB	INA	INA	INA	INA	INA	INA	INA				5	0	0	8
Neal, Mike	LOLB	ROLB	SUB	LOLB	ROLB	ROLB	ROLB	LOLB	ROLB	LOLB	LOLB	ROLB	LOLB				13	12	0	0
Nelson, Jordy	IR	IR	IR	IR	IR	IR	IR	IR	IR	IR	IR	IR	IR				0	0	0	0
Palmer, Nate	SUB	BLB	BLB	BLB	BLB	BLB	BLB	BLB	BLB	BLB	BLB	SUB	SUB				13	10	0	0
Pennel, Mike	DE	SUB	DE	DE	SUB	SUB	SUB	SUB	SUB	SUB	SUB	SUB	DE				13	4	0	0
Peppers, Julius	ROLB	LOLB	ROLB	ROLB	LOLB	LOLB	LOLB	ROLB	LOLB	ROLB	ROLB	LOLB	ROLB				13	13	0	0
Perillo, Justin	PS	PS	PS	PS	PS	SUB	SUB	SUB	SUB	SUB	SUB	SUB	SUB				8	0	0	0
Perry, Nick	SUB	SUB	LOLB	SUB	SUB	INA	SUB	SUB	SUB	SUB	SUB	SUB	INA				11	1	0	2
Quarless, Andrew	SUB	SUB	SUB	IR/DFR	IR/DFR	IR/DFR	IR/DFR	IR/DFR	IR/DFR	IR/DFR	IR/DFR	IR/DFR	IR/DFR				3	0	0	0
Raji, B.J.	NOSE	NOSE	NOSE	NOSE	NOSE	INA	NOSE	NOSE	NOSE	NOSE	NOSE	NOSE	NOSE				12	12	0	1
Randall, Damarious	SUB	SUB	SUB	SUB	LCB	LCB	SUB	RCB	LCB	LCB	LCB	INA	CB				12	7	0	1
Richardson, Sean	3S	SUB	INA	SUB	INA	IR	IR	IR	IR	IR	IR	IR	IR				3	1	0	2
Ringo, Christian	PS	PS	PS	PS	PS	PS	PS	PS	PS	PS	PS	PS	PS				0	0	0	0
Ripkowski, Aaron	SUB	SUB	SUB	SUB	SUB	SUB	SUB	SUB	SUB	SUB	SUB	INA	SUB				12	0	0	1
Rodgers, Aaron	QB	QB	QB	QB	QB	QB	QB	QB	QB	QB	QB	QB	QB				13	13	0	0
Rodgers, Richard	TE	TE	TE	TE	TE	TE	TE	TE	TE	TE	TE	SUB	SUB				13	11	0	0
Rollins, Quinten	SUB	INA	SUB	SUB	SUB	SUB	SUB	INA	SUB	SUB	SUB	LCB	SUB				11	1	0	2
Rotheram, Matt	PS	PS	PS	PS	PS	PS	PS	PS	PS	PS	PS	PS	PS				0	0	0	0
Ryan, Jake	SUB	SUB	SUB	INA	INA	SUB	SUB	SUB	SUB	SUB	SUB	BLB	BLB				11	2	0	2
Scheuerman, Ross	-	-	-	-	-	-	-	-	-	-	-	-	PS				0	0	0	0
Sebetich, Kyle	-	-	-	-	-	PS	PS	PS	PS	PS	PS	PS	-				0	0	0	0
Shields, Sam	LCB	RCB	LCB	RCB	RCB	RCB	RCB	RCB	RCB	RCB	RCB	RCB	LCB				12	12	0	1
Sitton, Josh	LG	LG	LG	LG	LG	LG	LG	LG	LG	LG	LG	LG	LG				13	13	0	0
Starks, James	SUB	SUB	SUB	SUB	SUB	RB	SUB	SUB	RB	RB	SUB	RB	SUB				13	4	0	0
Taylor, Lane	INA	DNP	INA	INA	INA	INA	INA	INA	INA	INA	DNP	RG	DNP				1	1	3	9
Thomas, Joe	-	-	SUB	SUB	SUB	SUB	SUB	SUB	SUB	SUB	SUB	SUB	SUB				11	0	0	0
Tolzien, Scott	DNP	DNP	DNP	DNP	DNP	DNP	SUB	DNP	DNP	DNP	DNP	DNP	SUB				2	0	11	0
Tretter, JC	SUB	SUB	SUB	SUB	SUB	SUB	SUB	SUB	SUB	SUB	C	SUB	C				13	2	0	0
Vaughters, James	PS	PS	PS	-	-	-	-	-	-	-	-	-	-				0	0	0	0
Vujnovich, Jeremy	PS	PS	PS	PS	PS	PS	PS	PS	PS	PS	PS	PS	PS				0	0	0	0
Walker, Josh	SUB	SUB	SUB	SUB	SUB	SUB	INA	SUB	SUB	SUB	SUB	SUB	SUB				12	0	0	1
Williams, Ed	PS	PS	PS	PS	PS	PS	PS	PS	PS	PS	PS	PS	PS				0	0	0	0

STARTERS IN BOLD AT POSITION; DNP — Did not play; INA — Inactive; IR — Injured reserve; IR/DFR — Injured reserve/Designated for return; PS — Practice squad; SUB — Substitute; 3WR — Started as third wide receiver; 3S — Started as third safety; 3CB — Started as third cornerback; SUS — Reserve/Suspended.

SEASON-HIGHS/W-L BREAKDOWN

INDIVIDUAL

Longest Scoring Run — 65, J.Starks, Oct. 18 vs. San Diego
Longest Non-Scoring Run — 35, J.Starks, Sept. 20 vs. Seattle

Longest Scoring Pass — 65, A.Rodgers to J.Jones, Oct. 11 vs. St. Louis
Longest Non-Scoring Pass — 52, A.Rodgers to J.Jones, Sept. 28 vs. Kansas City

Longest Kickoff Return — 70, J.Janis, Nov. 22 at Minnesota
Longest Punt Return — 16, M.Hyde, Oct. 18 vs. San Diego
Longest Interception Return — 45, Q.Rollins, Oct. 11 vs. St. Louis
Longest Fumble Return — 0, four times, most recently J.Ryan, Dec. 3 at Detroit

Longest Punt — 62, T.Masthay, Dec. 3 at Detroit

Longest Field Goal — 56, M.Crosby, Nov. 1 at Denver
Most Field Goals Attempted — 5, M.Crosby, Nov. 22 at Minnesota
Most Field Goals Made — 5, M.Crosby, Nov. 22 at Minnesota

Most Touchdowns — 3, R.Cobb, Sept. 28 vs. Kansas City
Most Rushing Attempts — 24, E.Lacy, Dec. 13 vs. Dallas
Most Rushing Yards — 124, E.Lacy, Dec. 13 vs. Dallas

Most Passing Attempts — 61, A.Rodgers, Nov. 15 vs. Detroit
Most Completions — 35, A.Rodgers, Nov. 15 vs. Detroit
Most Passing Yards — 369, A.Rodgers, Nov. 8 at Carolina
Most Touchdown Passes — 5, A.Rodgers, Sept. 28 vs. Kansas City

Most Receptions — 10, D.Adams, Nov. 15 vs. Detroit
Most Receiving Yards — 146, R.Rodgers, Dec. 3 at Detroit

Most Total Yards from Scrimmage — 148, E.Lacy, Dec. 13 vs. Dallas

Most Defensive Interceptions — 2, Q.Rollins, Oct. 11 vs. St. Louis
Most Tackles — 13, N.Palmer, Oct. 18 vs. San Diego
Most Solo Tackles — 11, H.Clinton-Dix, Nov. 15 vs. Detroit
Most Sacks — 2, three times, most recently D.Jones, Nov. 22 at Minnesota
Most Passes Defensed — 4, S.Shields, Oct. 11 vs. St. Louis

TEAM

Offensive Most...
First Downs — 29, Dec. 13 vs. Dallas
Rushing Attempts — 44, Dec. 13 vs. Dallas
Rushing Yards — 230, Dec. 13 vs. Dallas
Pass Attempts — 61, Nov. 15 vs. Detroit
Completions — 35, Nov. 15 vs. Detroit
TDs Thrown — 5, Sept. 28 vs. Kansas City
Ints. Thrown — 2, Oct. 11 vs. St. Louis
Net Passing Yards — 331, Nov. 8 at Carolina
Offensive Plays — 82, Nov. 15 vs. Detroit
Total Offense — 448, Sept. 28 vs. Kansas City
Time of Possession — 37:48, Dec. 13 vs. Dallas
Turnovers — 3, Oct. 11 vs. St. Louis
Fumbles — 3, twice, most recently Dec. 3 at Detroit
Fumbles Lost — 1, four times, most recently Nov. 26 vs. Chicago

Longest Scoring Drives
Plays — 16, Sept. 13 at Chicago
Yards — 89, Sept. 28 vs. Kansas City
Time — 9:31, Sept. 13 at Chicago
Shortest Scoring Drives
Plays — 1, Sept. 28 vs. Kansas City
Yards — -1, Nov. 22 at Minnesota
Time — 0:04, Sept. 28 vs. Kansas City

Defensive Fewest...
First Downs Allowed — 8, Oct. 4 at San Francisco
Rushing Att. Allowed — 18, twice, most recently Nov. 22 at Minnesota
Rushing Yards Allowed — 45, Nov. 15 vs. Detroit
Pass Att. Allowed — 25, Oct. 4 at San Francisco
Pass Comp. Allowed — 11, Oct. 11 vs. St. Louis
Net Passing Yards Allowed — 99, Dec. 13 vs. Dallas
Total Plays Allowed — 50, Oct. 4 at San Francisco
Total Yards Allowed — 196, Oct. 4 at San Francisco

Defensive Most...
Takeaways — 4, Oct. 11 vs. St. Louis
Interceptions — 4, Oct. 11 vs. St. Louis
Fumbles Forced — 2, twice, most recently Oct. 18 vs. San Diego
Fumbles Recovered — 1, four times, most recently Dec. 3 at Detroit
Passes Defensed — 10, Oct. 11 vs. St. Louis
Sacks — 7, Sept. 28 vs. Kansas City

	2015 regular season...			2014 regular season...			2013 regular season...			1992-present...		
	Home	Road	Overall	Home	Road	Overall	Home	Road	Overall	Home	Road	Overall
Overall.....	5-2	4-2	9-4	8-0	4-4	12-4	4-3-1	4-4	8-7-1	146-44-1	97-93	242-137-1
On Grass.....	5-2	3-2	8-4	8-0	3-0	11-0	4-3-1	1-1	5-4-1	146-44-1	55-36	200-80-1
On Artificial Surfaces.....	0-0	1-0	1-0	0-0	1-4	1-4	0-0	3-3	3-3	0-0	42-59	42-59
In Open-Air Stadiums.....	5-2	3-2	8-4	8-0	4-2	12-2	4-3-1	2-3	6-6-1	146-44-1	62-59	207-103-1
In Indoor Stadiums.....	0-0	1-0	1-0	0-0	0-2	0-2	0-0	2-1	2-1	0-0	35-34	35-34
vs. Division Opponents.....	0-2	3-0	3-2	3-0	2-1	5-1	1-1-1	2-1	3-2-1	66-16-1	47-36	113-52-1
vs. NFC.....	3-2	4-1	7-3	6-0	3-3	9-3	3-2-1	3-3	6-5-1	112-30-1	75-68	186-98-1
vs. AFC.....	2-0	0-1	2-1	2-0	1-1	3-1	1-1	1-1	2-2	34-14	22-25	56-39
When scoring first.....	5-2	2-0	7-2	7-0	3-2	10-2	4-2-1	1-0	5-2-1	104-19-1	58-35	161-54-1
When Opponent scored first.....	0-0	2-2	2-2	1-0	1-2	2-2	0-1	3-4	3-5	41-25	39-58	80-83
In overtime.....	0-0	0-0	0-0	0-0	0-0	0-0	0-0-1	0-0	0-0-1	5-3-1	1-5	6-8-1
When leading after first quarter.....	5-2	2-1	7-3	6-0	3-1	9-1	4-1-1	1-0	5-1-1	89-14-1	52-23	140-37-1
When leading at halftime.....	5-0	2-0	7-0	7-0	4-0	11-0	3-1	3-1	6-2	115-9	76-26	190-35
When leading after third quarter.....	4-0	3-0	7-0	8-0	4-0	12-0	3-0	2-1	5-1	121-5	87-22	207-27
When trailing after first quarter.....	0-0	1-1	1-1	1-0	0-1	1-1	0-1	2-2	2-3	26-22	18-43	44-65
When trailing at halftime.....	0-1	2-2	2-3	1-0	0-1	1-1	1-2-1	1-2	2-4-1	22-29-1	18-57	40-86-1
When trailing after third quarter.....	1-2	1-2	2-4	0-0	0-4	0-4	1-3-1	2-2	3-5-1	16-36-1	7-70	23-106-1
When tied at halftime.....	0-1	0-0	0-1	0-0	0-2	0-2	0-0	0-1	0-1	9-6	3-9	12-15
On Thursday.....	0-1	1-0	1-1	1-0	0-1	1-1	0-0	0-1	0-1	4-1	5-7	9-8
On Friday.....	0-0	0-0	0-0	0-0	0-0	0-0	0-0	0-0	0-0	0-0	1-0	1-0
On Saturday.....	0-0	0-0	0-0	0-0	0-0	0-0	0-0	0-0	0-0	1-0	2-0	3-0
On Sunday/Early Games.....	1-1	1-1	2-2	1-0	4-2	5-2	3-1-1	1-1	4-2-1	90-25-1	45-46	135-71-1
On Sunday/Late Afternoon Games.....	2-0	2-0	4-0	4-0	0-0	4-0	1-1	2-2	3-3	27-11	22-20	48-30
On Sunday/Night Games.....	1-0	0-1	1-1	1-0	0-1	1-1	0-0	1-0	1-0	13-2	10-5	23-7
On Monday.....	1-0	0-0	1-0	1-0	0-0	1-0	0-1	0-0	0-1	12-6	11-15	23-21
When Packers had 100-yard rusher.....	2-1	1-0	3-1	2-0	1-0	3-0	1-1-1	2-1	3-2-1	38-10-1	29-9	67-19-1
When Packers had 100-yard receiver.....	2-0	2-0	4-0	6-0	3-1	9-1	3-1	3-2	6-3	69-15	43-32	112-47
When Packers had 300-yard passer.....	1-1	0-1	1-2	5-0	2-1	7-1	1-0	2-2	3-2	36-13	31-20	67-33
When Opponent had 100-yard rusher.....	2-0	1-1	3-1	0-0	1-2	1-2	1-3-1	2-1	3-3-1	125-20-1	20-28	45-48-1
When Opponent had 100-yard receiver.....	2-0	1-1	3-1	4-0	1-0	5-0	1-3	1-3	2-6	46-16	27-33	73-49
When Opponent had 300-yard passer.....	1-0	0-1	1-1	2-0	0-1	2-1	1-0	2-2	3-2	23-7	15-19	38-26

TRANSACTIONS BY DATE

1/20	Signed S Jean Fanor, CB Tay Glover-Wright, LB Adrian Hubbard, C Joe Madsen, RB Rajion Neal, LB Joe Thomas, T Jeremy Vujnovich, G Josh Walker and WR Myles White	5/21	Signed CB Travis Manning and WR Ty Montgomery	9/7	Signed WR James Jones; Released WR Myles White; Signed WR Jared Abbrederis, LB Carl Bradford, RB John Crockett, CB Robertson Daniel, TE Justin Perillo, DT Christian Ringo, G Matt Rotheram, LB James Vaughters and T Jeremy Vujnovich to the practice squad	10/26	DT Justin Hamilton signed to the practice squad
1/26	Signed P Cody Mandell	6/9	Signed T Vince Kowalski			11/10	Released DT Justin Hamilton; Signed DT Eric Crume to the practice squad
2/17	Released TE Brandon Bostick and WR Kevin Dorsey	6/15	Released G Marcus Reed			11/18	Released DT Eric Crume; Signed DE B.J. McBryde to the practice squad
2/20	Released LB Brad Jones	6/16	Signed CB Damarious Randall			12/3	Released RB Alonzo Harris; Signed RB John Crockett to active roster from practice squad
2/25	Released LB A.J. Hawk	6/18	Signed TE Harold Spears; Released CB Travis Manning			12/8	Released DB Kyle Sebetich; Signed WR Jamel Johnson and RB Ross Scheuerman to the practice squad
3/5	Signed LB Josh Francis	7/24	Released CB Bernard Blake			12/14	Signed DT Mike Daniels to a contract extension
3/9	Re-signed WR Randall Cobb and QB Scott Tolzien	8/3	Signed WR Ed Williams				
3/11	Re-signed T Bryan Bulaga	8/10	Released P Cody Mandell				
3/25	Signed DB Kyle Sebetich	8/11	Released WR Ricky Collins				
3/31	Re-signed DT Letroy Guion and DT B.J. Raji	8/13	Signed CB Ryan White				
4/8	Released T Aaron Adams	8/17	Released WR Adrian Coxson				
4/13	Re-signed FB John Kuhn and signed restricted free agent S Sean Richardson	8/27	Signed WR James Butler				
4/15	Signed QB Matt Blanchard	8/31	Released LB Tavarus Dantzler, T Fabbians Ebbele, LB Josh Francis, DT Lavon Hooks and T Vince Kowalski				
5/4	Released C Joe Madsen	9/1	Placed WR Jordy Nelson on injured reserve, released/injured WR Javess Blue and WR Jimmie Hunt, released QB Matt Blanchard, WR James Butler, LB Adrian Hubbard, DB Kyle Sebetich and TE Harold Spears				
5/8	Signed TE Kennard Backman, CB Bernard Blake, WR Javess Blue, WR Ricky Collins, WR Adrian Coxson, RB John Crockett, LB Tavarus Dantzler, T Fabbians Ebbele, CB LaDarius Gunter, RB Alonzo Harris, TE Mitchell Henry, DT Lavon Hooks, QB Brett Hundley, WR Jimmie Hunt, WR Larry Pinkard, LB Jermauria Rasco, G Marcus Reed, DT Christian Ringo, FB Aaron Ripkowski, G Matt Rotheram, LB Jake Ryan and LB James Vaughters	9/5	Released WR Jared Abbrederis, LB Carl Bradford, RB John Crockett, S Jean Fanor, C Garth Gerhart, CB Tay Glover-Wright, TE Mitchell Henry, RB Rajion Neal, TE Justin Perillo, C/G Andy Phillips, DT Christian Ringo, G Matt Rotheram, LB Joe Thomas, DT Khyri Thornton, LB James Vaughters, T Jeremy Vujnovich, CB Ryan White and WR Ed Williams; Waived/Injured WR Larry Pinkard and LB Jermauria Rasco; Placed DE Letroy Guion and DE Datone Jones on reserve/suspended List				
5/11	Signed C/G Andy Phillips and CB Quinten Rollins; Released DT Luther Robinson						

TRANSACTIONS BY PLAYER

Abbrederis, Jared - WR	Dorsey, Kevin - WR	Jones, James - WR	Robinson, Luther - DT
9/5/15 Waived	2/17/15 Waived	9/7/15 Signed	5/11/15 Waived
9/7/15 Signed to practice squad	Ebbele, Fabbians - T	Kowalski, Vince - T	Rollins, Quinten - CB
10/3/15 Signed to active roster	5/8/15 Signed	6/9/15 Signed	5/11/15 Signed
Adams, Aaron - T	8/31/15 Waived	8/31/15 Waived	Rotheram, Matt - G
4/8/15 Waived	Fanor, Jean - S	Kuhn, John - FB	5/8/15 Signed
Annen, Blake - TE	1/20/15 Signed	4/13/15 Re-signed	9/5/15 Waived
9/30/15 Signed to practice squad	9/5/15 Waived	Madsen, Joe - C	9/7/15 Signed to practice squad
10/16/15 Waived	Francis, Josh - LB	1/20/15 Signed	Ryan, Jake - LB
Backman, Kennard - TE	3/5/15 Signed	5/4/15 Waived	5/8/15 Signed
5/8/15 Signed	8/31/15 Waived	Mandell, Cody - P	Scheuerman, Ross - RB
Barrington, Sam - LB	Gaston, Bruce - DT	1/26/15 Signed	12/8/15 Signed
9/15/15 Placed on injured reserve (foot)	10/3/15 Waived	8/10/15 Waived	Sebetich, Kyle - DB
Blake, Bernard - CB	10/6/15 Signed to practice squad	Manning, Travis - CB	3/25/15 Signed
5/8/15 Signed	10/17/15 Signed to Chicago Bears' active roster	5/21/15 Signed	9/1/15 Waived
7/24/15 Waived	Gerhart, Garth - C	6/18/15 Waived	10/14/15 Signed to practice squad
Blanchard, Matt - QB	9/5/15 Waived	McBryde, B.J. - DE	12/8/15 Waived
4/15/15 Signed	Glover-Wright, Tay - CB	11/18/15 Signed to practice squad	Spears, Harold - TE
9/1/15 Waived	1/20/15 Signed	Montgomery, Ty - WR	6/18/15 Signed
Blue, Javess - WR	9/5/15 Waived	5/21/15 Signed	9/1/15 Waived
5/8/15 Signed	Guion, Letroy - DT	Neal, Rajion - RB	Thomas, Joe - LB
9/1/15 Waived	3/31/15 Re-signed	1/20/15 Signed	1/20/15 Signed
Bostick, Brandon - TE	9/5/15 Placed on reserve/suspended	9/5/15 Waived	9/5/15 Waived
2/17/15 Waived	10/2/15 Activated from exempt status	Nelson, Jordy - WR	9/21/15 Signed from Dallas' practice squad
Boyd, Josh - DT	Gunter, LaDarius - CB	9/1/15 Placed on injured reserve (knee)	Thornton, Khyri - DT
9/21/15 Placed on injured reserve (ankle)	5/8/15 Signed	Perillo, Justin - TE	9/5/15 Waived
Bradford, Carl - LB	Hamilton, Justin - DT	9/5/15 Waived	Tolzien, Scott - QB
9/5/15 Waived	10/26/15 Signed to practice squad	9/7/15 Signed to practice squad	3/9/15 Re-signed
9/7/15 Signed to practice squad	11/10/15 Waived	10/14/15 Signed to active roster	Vaughters, James - LB
Bulaga, Bryan - T	Harris, Alonzo - RB	Phillips, Andy - C/G	5/8/15 Signed
3/11/15 Re-signed	5/8/15 Signed	5/11/15 Signed	9/5/15 Waived
Butler, James - WR	12/3/15 Waived	9/5/15 Waived	9/7/15 Signed to practice squad
8/27/15 Signed	Hawk, A.J. - LB	Pinkard, Larry - WR	9/30/15 Placed on practice squad/injured
9/1/15 Waived	2/25/15 Waived	5/8/15 Signed	Vujnovich, Jeremy - T
Cobb, Randall - WR	Henry, Mitchell - TE	9/5/15 Waived/injured	1/20/15 Signed
3/9/15 Re-signed	5/8/15 Signed	Quarless, Andrew - TE	9/5/15 Waived
Collins, Ricky - RB	9/5/15 Waived	9/30/15 Placed on injured reserve/designated for return	9/7/15 Signed to practice squad
5/8/15 Signed	10/16/15 Signed to practice squad	Raji, B.J. - DT	Walker, Josh - G
8/11/15 Waived	Hooks, Lavon - DT	3/31/15 Re-signed	1/20/15 Signed
Coxson, Adrian - WR	5/8/15 Signed	Randall, Damarious - CB	White, Myles - WR
5/8/15 Signed	8/31/15 Waived	6/16/15 Signed	1/20/15 Signed
8/17/15 Waived	Hubbard, Adrian - LB	Rasco, Jermauria - LB	9/7/15 Waived
Crockett, John - RB	1/20/15 Signed	5/8/15 Signed	White, Ryan - CB
5/8/15 Signed	9/1/15 Waived	9/5/15 Waived/injured	8/13/15 Signed
9/5/15 Waived	Hundley, Brett - QB	Reed, Marcus - G	9/5/15 Waived
9/7/15 Signed to practice squad	5/8/15 Signed	5/8/15 Signed	Williams, Ed - WR
12/3/15 Signed to active roster	Hunt, Jimmie - WR	6/15/15 Waived	8/3/15 Signed
Crume, Eric - DT	5/8/15 Signed	Richardson, Sean - S	9/5/15 Waived
11/10/15 Signed to practice squad	9/1/15 Waived	4/13/15 Signed	9/8/15 Signed to practice squad
11/18/15 Waived	Johnson, Jamel - WR	10/14/15 Placed on injured reserve (neck)	
Daniel, Robertson - CB	12/8/15 Signed	Ringo, Christian - DT	
9/7/15 Signed to practice squad	Jones, Brad - LB	5/8/15 Signed	
Daniels, Mike - DT	2/20/15 Waived	9/5/15 Waived	
12/14/15 Signed contract extension	Jones, Datone - DE	9/7/15 Signed to practice squad	
Dantzler, Tavarus - LB	9/5/15 Placed on reserve/suspended	Ripkowski, Aaron - FB	
5/8/15 Signed	9/15/15 Activated from exempt status	5/8/15 Signed	
8/31/15 Waived			

THE LAST TIME

Regular-Season Games Only

RUSHING

200 Yards Rushing, Individual

BY PACKERS — Ahman Green, Dec. 28, 2003, vs. Denver (218 yards)
BY OPPONENT — Adrian Peterson, Dec. 2, 2012, vs. Minnesota (210 yards)

100 Yards Rushing, Individual

BY PACKERS — Eddie Lacy, Dec. 13, 2015, vs. Dallas (124 yards)
BY OPPONENT — Darren McFadden, Dec. 13, 2015, vs. Dallas (111 yards)

100 Yards Rushing, Individual, One Half

BY PACKERS — Eddie Lacy, Dec. 15, 2013, at Dallas (110 yards in second half)
BY OPPONENT — Matt Forte, Sept. 13, 2015, at Chicago (105 yards in first half)

100 Yards Rushing and Receiving, Individual

BY PACKERS — Never
BY OPPONENT — Darrin Nelson, Nov. 13, 1983, at Minnesota (119 yards rushing, 137 receiving)

Two 100-Yard Rushers

BY PACKERS — Ryan Grant (106 yards) and DeShawn Wynn (106 yards), Dec. 28, 2008, vs. Detroit
BY OPPONENT — Tony Dorsett (149 yards) and Robert Newhouse (101 yards), Nov. 12, 1978, vs. Dallas at Milw.

Two 100-Yard Rushers and Two 100-Yard Receivers

BY PACKERS — Ryan Grant (106 yards) and DeShawn Wynn (106), Dec. 28, 2008, vs. Detroit, Donald Driver (111 yards) and Greg Jennings (101 yards), Dec. 28, 2008, vs. Detroit*
BY OPPONENT — Never
*First time in NFL history

Four Touchdowns Rushing, Individual

BY PACKERS — Dorsey Levens, Jan. 2, 2000, vs. Arizona (8, 1, 5, 1 yards)
BY OPPONENT — DeAngelo Williams, Nov. 30, 2008, vs. Carolina (1, 1, 1, 1 yards)

Three Touchdowns Rushing, Individual

BY PACKERS — Ahman Green, Oct. 20, 2002, vs. Washington (24, 2, 8 yards)
BY OPPONENT — Jamaal Charles, Sept. 28, 2015, vs. Kansas City (9, 4, 7 yards)

Two Touchdowns Rushing, Individual

BY PACKERS — Eddie Lacy, Oct. 2, 2014, vs. Minnesota (11, 10 yards)
BY OPPONENT — Ronnie Hillman, Nov. 1, 2015, at Denver (1, 15 yards)

PASSING

400 Yards Passing, Individual

BY PACKERS — Aaron Rodgers, Oct. 26, 2014, at New Orleans (418 yards)
BY OPPONENT — Philip Rivers, Oct. 18, 2015, vs. San Diego (503 yards)

300 Yards Passing, Individual

BY PACKERS — Aaron Rodgers, Nov. 15, 2015, vs. Detroit (333 yards)
BY OPPONENT — Peyton Manning, Nov. 1, 2015, at Denver (340 yards)

Six Touchdown Passes, Individual

BY PACKERS — Aaron Rodgers, Nov. 9, 2014, vs. Chicago (1, 4, 73, 40, 56, 18 yards)
BY OPPONENT — Tommy Kramer, Sept. 28, 1986, at Minnesota (23, 13, 36, 2, 17, 7 yards)

Five Touchdown Passes, Individual

BY PACKERS — Aaron Rodgers, Sept. 28, 2015, vs. Kansas City (8, 3, 27, 4, 4, yards)
BY OPPONENT — Matthew Stafford, Jan. 1, 2012, vs. Detroit (8, 13, 2, 5, 12 yards)

Four Touchdown Passes, Individual

BY PACKERS — Aaron Rodgers, Nov. 8, 2015, at Carolina (1, 53, 29, 3 yards)
BY OPPONENT — Matt Ryan, Dec. 8, 2014, vs. Atlanta (5, 22, 1, 2 yards)

Three Touchdown Passes, Individual

BY PACKERS — Aaron Rodgers, Nov. 8, 2015, at Carolina (1, 53, 29, 3 yards)
BY OPPONENT — Cam Newton, Nov. 8, 2015, at Carolina (7, 39, 14 yards)

Six Interceptions Thrown, Individual

BY PACKERS — Tom O'Malley, Sept. 17, 1950, vs. Detroit
BY OPPONENT — Don Horn, Sept. 26, 1971, vs. Denver at Milw.

Five Interceptions Thrown, Individual

BY PACKERS — Brett Favre, Oct. 30, 2005, at Cincinnati
BY OPPONENT — Rich Gannon, Oct. 28, 1990, vs. Minnesota at Milw.

Four Interceptions Thrown, Individual

BY PACKERS — Brett Favre, Dec. 25, 2005, vs. Chicago
BY OPPONENT — Nick Foles, Oct. 11, 2015, vs. St. Louis

RECEIVING

10 or More Receptions, Individual

BY PACKERS — Davante Adams, Nov. 15, 2015, vs. Detroit (10 receptions)
BY OPPONENT — Keenan Allen, Oct. 18, 2015, vs. San Diego (14 receptions)

200 Yards Receiving, Individual

BY PACKERS — Jordy Nelson, Sept. 14, 2014, vs. N.Y. Jets (209 yards)
BY OPPONENT — Julio Jones, Dec. 8, 2014, vs. Atlanta (259 yards)

100 Yards Receiving, Individual

BY PACKERS — Richard Rodgers, Dec. 3, 2015, at Detroit (146 yards)
BY OPPONENT — Kyle Rudolph, Nov. 22, 2015, at Minnesota (106 yards)

100 Yards Receiving, One Half, Individual

BY PACKERS — Richard Rodgers, Dec. 3, 2015, at Detroit (112 yards in second half)
BY OPPONENT — Demaryius Thomas, Nov. 1, 2015, at Denver (101 yards in first half)

Two 100-Yard Receivers

BY PACKERS — Randall Cobb (131 yards) and Jordy Nelson (113 yards), Dec. 21, 2014, at Tampa Bay
BY OPPONENT — Calvin Johnson (244 yards) and Brandon Pettigrew (116 yards), Jan. 1, 2012, vs. Detroit

Four Touchdown Receptions, Individual

BY PACKERS — Sterling Sharpe, Nov. 24, 1994, at Dallas (1, 36, 30, 5 yards)
BY OPPONENT — Never

Three Touchdown Receptions, Individual

BY PACKERS — Randall Cobb, Sept. 28, 2015, vs. Kansas City (3, 4, 4 yards)
BY OPPONENT — Vincent Jackson, Nov. 6, 2011, at San Diego (23, 5, 29 yards)

Two Touchdown Receptions, Individual

BY PACKERS — Richard Rodgers, Nov. 8, 2015, at Carolina (1, 3 yards)
BY OPPONENT — Calvin Johnson, Dec. 28, 2014, vs. Detroit (20, 4 yards)

INTERCEPTIONS

Four Interceptions, Individual

BY PACKERS — Willie Buchanon, Sept. 24, 1978, at San Diego
BY OPPONENT — Never

Three Interceptions, Individual

BY PACKERS — Tom Flynn, Oct. 28, 1984, vs. Detroit
BY OPPONENT — Vencie Glenn, Dec. 27, 1992, at Minnesota

Two Interceptions, Individual

BY PACKERS — Quinten Rollins, Oct. 11, 2015, vs. St. Louis
BY OPPONENT — Bacarri Rambo, Dec. 14, 2014, at Buffalo

Interception Returned for Touchdown

BY PACKERS — Quinten Rollins, Oct. 11, 2015, vs. St. Louis (45 yards)
BY OPPONENT — Cortez Allen, Dec. 22, 2013, vs. Pittsburgh (40 yards)

TOUCHDOWNS

Five Touchdowns, Individual

BY PACKERS — Paul Hornung, Dec. 12, 1965, at Baltimore (2-, 9-, 3-yard runs; 50-, 65-yard receptions)
BY OPPONENT — Never

Four Touchdowns, Individual

BY PACKERS — Dorsey Levens, Jan. 2, 2000, vs. Arizona (8-, 1-, 5-, 1-yard runs)
BY OPPONENT — DeAngelo Williams, Nov. 30, 2008, vs. Carolina (1-, 1-, 1-, 1-yard runs)

Three Touchdowns, Individual

BY PACKERS — Randall Cobb, Sept. 28, 2015, vs. Kansas City (3-, 4-, 4-yard receptions)
BY OPPONENT — Jamaal Charles, Sept. 28, 2015, vs. Kansas City (9-, 4-, 7-yard runs)

THE LAST TIME

FIELD GOALS/PATs

Five Field Goals Made, Individual

BY PACKERS — Mason Crosby, Nov. 22, 2015, at Minnesota (42, 47, 40, 42, 52 yards)
BY OPPONENT — Dan Bailey, Dec. 15, 2013, at Dallas (47, 23, 43, 50, 50 yards)

Four Field Goals Made, Individual

BY PACKERS — Mason Crosby, Nov. 22, 2015, at Minnesota (42, 47, 40, 42, 52 yards)
BY OPPONENT — Dan Carpenter, Dec. 14, 2014, at Buffalo (27, 51, 35, 48 yards)

60-Yard Field Goal

BY PACKERS — Never
BY OPPONENT — David Akers, Sept. 9, 2012, vs. San Francisco (63 yards)

50-Yard Field Goal

BY PACKERS — Mason Crosby, Nov. 26, 2015, vs. Chicago (50 yards)
BY OPPONENT — Matt Prater, Dec. 3, 2015, at Detroit (51 yards)

Blocked Field-Goal Attempt

BY PACKERS — Datone Jones, Oct. 11, 2015, vs. St. Louis (50-yard Greg Zuerlein attempt)
BY OPPONENT — Isa Abdul-Qudus, Dec. 28, 2014, vs. Detroit (52-yard Mason Crosby attempt)

Two-Point Conversion

BY PACKERS — James Jones, Nov. 22, 2015, at Minnesota (pass from Aaron Rodgers)
BY OPPONENT — Travis Kelce, Sept. 28, 2015, vs. Kansas City (pass from Alex Smith)

Point After Touchdown Missed

BY PACKERS — Mason Crosby, Dec. 8, 2014, vs. Atlanta (blocked, fifth attempt)
BY OPPONENT — Blair Walsh, Nov. 22, 2015, at Minnesota (first attempt, wide right)

Blocked Point After Touchdown

BY PACKERS — Datone Jones, Sept. 22, 2013, at Cincinnati (Mike Nugent, fourth attempt)
BY OPPONENT — Ra'Shede Hageman, Dec. 8, 2014, vs. Atlanta (Mason Crosby, fifth attempt)

PUNTING

70-Yard Punt

BY PACKERS — Tim Masthay, Dec. 18, 2011, at Kansas City (71 yards)
BY OPPONENT — Jon Ryan, Sept. 24, 2012, at Seattle (73 yards)

60-Yard Punt

BY PACKERS — Tim Masthay, Dec. 3, 2015, at Detroit (62 yards)
BY OPPONENT — Dustin Colquitt, Sept. 28, 2015, vs. Kansas City (61 yards)

Blocked Punt

BY PACKERS — Jamari Lattimore, Nov. 4, 2013, vs. Chicago (Adam Podlesh, punter)
BY OPPONENT — Bryan Braman, Nov. 16, 2014, vs. Philadelphia (Tim Masthay, punter)

10 Punts, Individual

BY PACKERS — Jon Ryan, Nov. 19, 2006, vs. New England (10 punts; 459 yards)
BY OPPONENT — Chris Kluwe, Dec. 21, 2006, vs. Minnesota (10 punts; 434 yards)

No Punts

BY PACKERS — Oct. 26, 2014, at New Orleans
BY OPPONENT — Oct. 26, 2014, at New Orleans

OTHER SPECIAL TEAMS

Kickoff Returned for Touchdown

BY PACKERS — Randall Cobb, Sept. 8, 2011, vs. New Orleans (108 yards)
BY OPPONENT — Chris Williams, Nov. 9, 2014, vs. Chicago (101 yards)

Punt Returned for Touchdown

BY PACKERS — Micah Hyde, Dec. 28, 2014, vs. Detroit (55 yards)
BY OPPONENT — Marcus Thigpen, Dec. 14, 2014, at Buffalo (75 yards)

Blocked (Opponent) Field Goal Returned for Touchdown

BY PACKERS — Willie Buchanan, Dec. 17, 1972, at New Orleans (57 yards)
BY OPPONENT — Shawn Springs, Nov. 1, 1999, vs. Seattle (61 yards)

Blocked Punt Returned for Touchdown

BY PACKERS — Dezman Moses, Oct. 28, 2012, vs. Jacksonville (0 yards; Bryan Anger, punter)
BY OPPONENT — DeVier Posey, Oct. 14, 2012, at Houston (0 yards; Tim Masthay, punter)

Recovered Own Onside Kick Attempt

BY PACKERS — Damarious Randall, Nov. 15, 2015, vs. Detroit (Mason Crosby, kicker)
BY OPPONENT — Darrell Stuckey, Nov. 6, 2011, at San Diego (Nick Novak, kicker)

OTHER DEFENSE

Shutout Posted

BY PACKERS — Oct. 31, 2010, at N.Y. Jets (9-0)
BY OPPONENT — Nov. 19, 2006, vs. New England (35-0)

Fumble Returned for Touchdown

BY PACKERS — Casey Hayward, Nov. 16, 2014, vs. Philadelphia (49 yards)
BY OPPONENT — Don Carey, Sept. 21, 2014, at Detroit (40 yards)

Safety Scored

BY PACKERS — Team, Dec. 28, 2014, vs. Detroit (Matthew Stafford penalized for intentional grounding in end zone)
BY OPPONENT — Malik Jackson, Nov. 1, 2015, at Denver (Richard Rodgers tackled in end zone)

Five Sacks, Individual

BY PACKERS — Vonnie Holliday, Dec. 22, 2002, vs. Buffalo
BY OPPONENT — Antwan Odom, Sept. 20, 2009, vs. Cincinnati

Four Sacks, Individual

BY PACKERS — Kabeer Gbaja-Biamila, Jan. 2, 2005, at Chicago
BY OPPONENT — Chris Clemons, Sept. 24, 2012, at Seattle

Three Sacks, Individual

BY PACKERS — A.J. Hawk, Oct. 13, 2013, at Baltimore
BY OPPONENT — Shea McClellin, Nov. 4, 2013, vs. Chicago

MISCELLANEOUS

No Penalties

BY PACKERS — Nov. 4, 2013, vs. Chicago
BY OPPONENT — Dec. 14, 1997, at Carolina

Game Without Touchdown

BY PACKERS — Dec. 12, 2010, at Detroit
BY OPPONENT — Oct. 4, 2015, at San Francisco

50 Points, Game

BY PACKERS — 53, Nov. 16, 2014, vs. Philadelphia
BY OPPONENT — 51, Nov. 24, 2008, at New Orleans

40 Points, Game

BY PACKERS — 43, Dec. 8, 2014, vs. Atlanta
BY OPPONENT — 44, Oct. 26, 2014 at New Orleans

500 Yards Total Offense

BY PACKERS — 502, Dec. 8, 2014, vs. Atlanta
BY OPPONENT — 500, Nov. 1, 2015, at Denver

Tie Game

Green Bay 26, Minnesota 26, Nov. 24, 2013



GREEN BAY 31, CHICAGO 23

Soldier Field, Sunday, Sept. 14, 2015. Attendance: 62,442. Time: 3:15. Weather: 68° F, Humidity: 39 percent, Wind: WNW 11 mph

GAME 1

CHICAGO — Aaron Rodgers saw James Jones go up for a one-handed touchdown catch and experienced a few flashbacks. Like they had stepped back in time.

Rodgers threw for three touchdowns, two to Jones, and the Green Bay Packers beat Chicago 31-23 to spoil John Fox's debut as Bears coach Sunday afternoon.

The Packers got all they could handle from the rebuilding Bears but took control down the stretch to beat them for the 10th time in 11 games, including the postseason.

Rodgers improved to 13-3 lifetime against Chicago. The 2014 MVP completed 18 of 23 passes for 189 yards.

Jones, who spent seven seasons in Green Bay before signing with Oakland last year, caught four passes for 51 yards. That included a one-handed grab on a 13-yard score late in the first quarter that left Rodgers flashing back to 2012, when Jones led the league with 14 TD catches.

He added a 1-yarder in the third - a good start after being released by the Raiders in the spring and by the New York Giants on the final roster cut. With Jordy Nelson (knee) out for the season, the Packers were quick to bring back Jones.

Randall Cobb, hampered late in the preseason by a sprained right shoulder, had 38 yards receiving. He caught a 5-yard touchdown that made it 24-16 early in the fourth quarter, and Clay Matthews sealed the win by intercepting Jay Cutler at the Green Bay 20 and returning it 42 yards.

Eddie Lacy ran for 86 yards and a late touchdown. Julius Peppers shipped in with 1½ sacks for the four-time defending NFC North champions.

The Bears, essentially starting over under Fox and new general manager Ryan Pace after a five-win season, kept this one close though Cutler had a tough afternoon. He was 18 of 36 for 225 yards, with that late interception by Matthews. He also threw a 24-yard touchdown to Martellus Bennett with 34 seconds left, but Green Bay recovered the onside kick.

Mat Forte ran for 141 yards - 105 in the first half - and a touchdown. Alston Jeffery caught five passes for 78 yards after missing the preseason because of a left calf injury.

Green Bay, which outscored the Bears 30-31 over two games last season and beat them at Soldier Field for their 700th win, trailed 13-10 at the half. Rodgers finished a third-quarter drive with a 1-yard slant to Jones and Gould answered with a 44-yard field goal, cutting it to 17-16.

Rodgers made it 24-16 early in the fourth when he hit Cobb with a 5-yard pass, capping a 16-play drive.

But the Bears stalled at the 2 after Cutler's 50-yard pass to Marquess Wilson. Cutler overthrew Eddie Royal in the end zone on fourth down after Chicago opted not to try a field goal.

OFFICIALS — Referee: Craig Wrosted (4); Umpire: Roy Ellison (81); Head Linesman: Mark Hittner (28); Line Judge: Julian Mepp (10); Side Judge: Jeff Lamberth (21); Field Judge: Steve Zimmer (33); Back Judge: Lee Dyer (27); Huddle Official: Al Hyman

STARTING LINEUPS

Green Bay Packers

Offense		Defense	
WR	17 D.Adams	DE	64 M.Pennel
LT	69 D.Bakhtiari	NOSE	90 B.Raj
LG	71 J.Sifton	DT	76 M.Daniels
C	63 C.Linsley	LOLB	96 M.Meals
RG	70 T.Liang	BLB	58 S.Barrington
RT	75 B.Budiga	MLB	52 C.Matthews
TE	82 R.Rodgers	FOLB	56 J.Peppers
WR	18 R.Cobb	LCB	37 S.Shields
WR	89 J.Jones	SS	33 M.Hyde
QB	12 A.Rodgers	FS	21 H.Clinton-Dix
RB	27 E.Lacy	S	28 S.Richardson

GREEN BAY SUBSTITUTIONS — K 2 M.Crosby, P 8 T.Masthay, RB 24 A.Ripkowski, CB 23 D.Randall, CB 24 O.Rolins, CB 29 C.Hayward, RB 30 J.Kuhn, S 32 C.Banjo, CB 39 D.Goodson, LB 44 J.Starks, LB 47 R.Yan, LB 51 N.Palmer, LB 53 N.Perry, LB 61 B.Goode, T/G 67 D.Bancay, C/G 73 J.Treiter, G 79 J.Walker, TE 81 A.Quarless, WR 83 J.Liams, WR 88 T.Montgomery, LB 91 J.Elliott, DT 93 J.Boyd, DT 99 B.Gaston. **DID NOT PLAY** — QB 16 S.Tolman, **INACTIVES** — QB 7 B.Hundley, CB 36 L.Gunter, S 42 M.Burnett, RB 46 A.Harris, LB 55 A.Mulumba, G 65 L.Taylor, TE 86 K.Backman.

Chicago Bears

Offense		Defense	
WR	19 E.Royal	NT	93 W.Sutton
TE	83 M.Bennett	DE	96 J.Jenkins
RT	75 K.Long	OLB	69 J.Alien
RG	62 V.Ducasse	ILB	59 S.McClellin
C	68 M.Montgomery	ILB	59 C.Jones
LG	64 M.Steason	OLB	92 P.McPhie
LT	74 J.Bushrod	CB	24 A.Bail
RB	22 M.Forte	NB	37 S.McManis
QB	6 J.Cutler	CB	22 M.Forte
SS	21 K.Lee	S	33 A.Amos
FS	26 A.Rolle	S	26 A.Rolle
TE	86 Z.Miller	CB	23 K.Fuller

FIELD GOALS (made 1 & missed)

Visitor	Home
Green Bay Packers	Chicago Bears
1/7	3/10

Team	Qtr	Time	Play Description (Extra Point) (Drive Info)	Visitor	Home
Bears	1	9:28	R.Gould 28 yd. field goal (11-70, 3:52)	1	2
Bears	2	7:43	J.Jones 13 yd. pass from A.Rodgers (60-crosby kick) (10-77, 4:42)	7	7
Bears	2	2:49	M.Forte 1 yd. run (R.Gould kick) (8-50, 7:54)	10	10
Bears	2	2:32	M.Crosby 57 yd. field goal (10-53, 5:17)	10	10
Bears	2	1:56	R.Gould 30 yd. field goal (12-47, 2:27)	13	13
Bears	3	1:56	J.Jones 1 yd. pass from A.Rodgers (6-59, 3:04)	17	17
Bears	3	4:57	R.Gould 44 yd. field goal (12-36, 6:39)	17	17
Bears	4	10:26	R.Gould 37 yd. pass from A.Rodgers (48-46)	24	24
Packers	4	1:35	E.Cobb 3 yd. pass from A.Rodgers (48-46)	31	31
Bears	4	0:34	E.Lacy 2 yd. run (M.Crosby kick) (6-72, 1:21)	31	31

GREEN BAY DEFENSIVE STATISTICS (official)

UT	A	TEL	IT	SK	QBH	FF	ER	Int	PD
8	2	0	10	0-0	1	0	0	1-42	1
C.Matthews	3	0	9	0-0	0	0	0	0	0-0
N.Palmer	6	2	0	0-0	0	0	0	0	0-0
S.Shields	6	3	0	0-0	0	0	0	0	0-0
H.Clinton-DK	5	1	0	6	0-0	0	0	0	0-0
B.Hall	3	3	1	0	5-1	1	0	0	0-0
J.Peppers	5	0	0	6	0-0	0	0	0	0-0
M.Hyde	4	0	0	4	0-0	0	0	0	0-0
M.Daniels	1	3	0	0	4	0-0	0	0	0-0
J.Elliott	2	0	0	2	0-0	0	0	0	0-0
Totals	49	18	2	67	2-12	3	0	0	1-42

Green Bay Packers		Chicago Bears	
RUSHING	ATT YDS AVG	RUSHING	ATT YDS AVG
E.Lacy	19 86 4.5	M.Forte	24 141 5.9
A.Rodgers	8 36 4.4	J.Cutler	4 31 7.8
R.Rodgers	1 11 11.0	J.Rodgers	4 16 4.0
J.Starks	2 2 1.0	J.Langford	1 1 1.0
Total	30 133 4.4	Total	33 189 5.7
PASSING	ATT CMP YDS SKYD TD	PASSING	ATT CMP YDS SKYD TD
A.Rodgers	23 18 189 0/0 3	J.Cutler	36 18 225 2/12 1
Total	23 18 189 0/0 3	Total	36 18 225 2/12 1
PASS RECEIVING	NO YDS AVG LG TD	PASS RECEIVING	NO YDS AVG LG TD
R.Cobb	5 38 7.6	A.Jeffery	5 78 15.6
D.Adams	4 59 14.8	M.Bennett	5 55 11.0
J.Jones	4 51 12.8	M.Forte	5 25 5.0
R.Rodgers	2 27 9.0	M.Wilson	2 59 29.5
E.Lacy	2 14 7.0	E.Royal	1 8 8.0
Total	18 189 10.5	Total	18 225 12.5
INTERCEPTIONS	NO YDS AVG LG TD	INTERCEPTIONS	NO YDS AVG LG TD
C.Matthews	1 42 42.0	Total	0 0 0.0 0 0
Total	1 42 42.0		
PUNTING	NO YDS AVG NET TB IN20 LG	PUNTING	NO YDS AVG NET TB IN20 LG
T.Masthay	2 97 48.5 33.0 1 0 54	P.O'Donnell	1 56 56.0 56.0 0 0 56
Total	2 97 48.5 33.0 1 0 54	Total	1 56 56.0 56.0 0 0 56
PUNT RETURNS	NO YDS AVG FC LG TD	PUNT RETURNS	NO YDS AVG FC LG TD
(out of bounds)	1 0 0.0 0 0 0	M.Martani	1 11 11.0 0 0 0
Returns	1 0 0.0 0 0 0	(t'back)	1 0 0.0 0 0 0
Total	1 0 0.0 0 0 0	Returns	1 11 11.0 0 0 0
KICK RETURNS	NO YDS AVG FC LG TD	KICK RETURNS	NO YDS AVG FC LG TD
T.Montgomery	3 106 35.3 0 46 0	M.Martani	2 48 24.0 0 25 0
A.Ripkowski	1 0 0.0 0 0 0	J.Rodgers	1 15 15.0 0 15 0
(t'back)	1 0 0.0 0 0 0	(t'back)	3 0 0.0 0 0 0
Returns	4 106 26.5 0 46 0	Returns	3 63 21.0 0 25 0
FUMBLES	FumLost Rec Yds TD	FUMBLES	FumLost Rec Yds TD
Total	0 0 0 0 0 0	Total	0 0 0 0 0 0
Visitor		Visitor	
TOTAL FIRST DOWNS	Packers Bears	TOTAL RETURN YARDS (not inc. Kickoffs)	Packers Bears
By Rushing	21 25	Fgs - PATs had blocked	0-0 0-0
By Passing	10 10	Net Punting Average	33.0 33.0
By Penalty	1 3	TOTAL RETURN YARDS (not inc. Kickoffs)	42 11
THIRD-DOWN EFFICIENCY	6-10-60% 11-17-65%	No. and Yards Punt Returns	0-0 1-11
FOURTH-DOWN EFFICIENCY	1-1-100% 2-3-67%	No. and Yards Kickoff Returns	4-106 3-63
TOTAL NET YARDS	322 402	No. and Yards Interception Returns	1-42 0-0
Total Offensive Plays	53 71	PENALTIES Number and Yards	10-74 6-64
Average gain per offensive play	6.1 5.7	FUMBLES Number and Lost	0-0 0-0
NET YARDS RUSHING	133 189	TOUCHDOWNS	4 2
Total Rushing Plays	30 33	Rushing	1 1
Average gain per rushing play	4.4 5.7	EXTRA POINTS Made-Attempts	4-4 2-2
Tackles for a loss-number and yards	2-2 2-1	Kicking Made-Attempts	4-4 2-2
NET YARDS PASSING	189 213	FIELD GOALS Made-Attempts	1-1 3-3
Times thrown - yards lost att. to pass	0-0 2-12	RED-ZONE EFFICIENCY	4-5-80% 1-3-33%
Gross yards passing	189 225	GOAL-TO-GO EFFICIENCY	2-2-100% 1-2-50%
PASS ATT-COMP-INT	23-18-0 36-18-1	SAFETIES	0 0
Average gain per pass play	8.2 5.6	FINAL SCORE	31 23
KICKOFFS Number-In EZ-Touchbacks	6-5-3 6-3-1	TIME OF POSSESSION	28:08 31:52
PUNTS Number and Average	2-48.5 1-56.0		
Had Blocked	0 0		



GREEN BAY 17, SAN FRANCISCO 3

Levi's Stadium, Sunday, Oct. 4, 2015. Attendance: 70,799. Time: 2:50. Weather: 74° F, Humidity: 36 percent, Wind: SE 5 mph **GAME 4**

SANTA CLARA, Calif. — With his receiving corps banged up and depleted, Aaron Rodgers still made all the big throws to keep Green Bay unbeaten and exactly where it expected to be a quarter into the season. It just took a little while to get warmed up before things got rolling.

Rodgers passed for 224 yards and a touchdown, ran 17 yards to set up a key second-half score, and the Packers beat the hapless San Francisco 49ers 17-3 on Sunday for their first 4-0 start in four years.

Richard Rodgers caught a 9-yard touchdown pass on the game's opening drive before Rodgers got his team going in the second half after a slow start to snap a four-game losing streak to San Francisco, which included a pair of playoff defeats.

While methodical with nothing fancy, Green Bay seemed unfazed with a short week and long trip West after beating Kansas City last Monday night. This is the team's first 4-0 start since winning the initial 13 games in 2011. Green Bay wanted to get this far unscathed.

The Packers certainly hope their trip to Levi's Stadium will be the first of two this season. The Super Bowl comes to the second-year, \$1.3 billion Bay Area venue in four months for its 50th year celebration.

Cole Kaepernick threw his fifth interception in two games and the 49ers (1-3) have been limited to 28 total points over three games while giving up 107 points. The quarterback was booed in the fourth quarter along with rookie punter Bradley Pinion.

Green Bay capitalized shortly after San Francisco's Reggie Bush was stuffed for no gain trying to go up the middle on third-and-11 in a play call that was immediately scrutinized.

On the ensuing drive, James Jones caught a 38-yard pass on the left sideline by barely staying in bounds. Rodgers then scrambled 17 yards to set up John Kuhn's 1-yard scoring burst.

Green Bay made just enough plays. The Packers sacked Kaepernick on consecutive snaps late in the first half, and the Niners settled for Phil Dawson's 33-yard field goal in their best scoring opportunity of the day.

Jones wound up with five receptions for 98 yards in the fifth meeting between the rivals since 2012, while Randall Cobb had his streak of seven games with either a touchdown or 100-plus yards receiving snapped. Eddie Lacy ran for 90 yards and converted two fourth downs. Cobb and Rodgers also had five catches apiece.

Green Bay went on the road after a Monday night game for just the fifth time since 2006, improving to 4-1 in those games. The Packers also improved to 10-2 during the regular season in California since 1990.

Kaepernick, who had played some of his best games against the Packers, went 13 for 25 for 160 yards and a 55.4 passer rating. Carlos Hyde was held to 20 yards on eight carries.

OFFICIALS — Referee: Terry McAulay (77); Umpire: Bryan Neale (92); Head Linesman: Derrick Bowers (74); Line Judge: Tom Stephan (68); Side Judge: Jonah Monroe (120); Field Judge: Michael Banks (72); Back Judge: Gregory Steed (12); Replay Official: Ernie Frantz

STARTING LINEUPS

Green Bay Packers

Offense		Defense	
WR	89 J.Jones	DE	64 M.Fennel
LT	69 D.Jakariani	MOSE	90 B.Baj
LG	71 J.Stilton	DT	76 M.Daniels
C	63 C.Linsley	LOLB	96 M.Meal
RG	70 T.Lano	BLB	51 N.Palmer
RT	67 D.Barclay	MLB	52 C.Matthews
TE	82 R.Rodgers	ROLB	56 J.Peppers
WR	18 R.Cobb	LCB	29 C.Hayward
QB	12 A.Rodgers	RCB	37 S.Shields
RB	27 E.Lacy	SS	33 M.Hyde
WR	88 T.Montgomery	FS	21 H.Clinch-Dix

San Francisco 49ers

Offense		Defense	
WR	81 A.Boldin	NT	93 J.Williams
LT	74 J.Staley	ROT	92 Q.Dial
LG	75 A.Boone	OLB	55 A.Brooks
C	66 M.Martin	ILB	53 N.Brown
RG	65 J.Davey	ILB	57 M.Willhoite
RT	71 E.Pears	OLB	59 A.Lynch
TE	88 G.Ceek	LCB	26 T.Brock
WR	82 T.Smith	RCB	20 K.Acker
QB	49 B.Miller	NB	25 J.Ward
RB	28 C.Hyde	FS	35 E.Red
SS	7 C.Kaepernick	SS	41 A.Bethia

GREEN BAY SUBSTITUTIONS — K 2 M.Crosby, P 8 T.Masthay, FB 22 A.Ripkowski, CB 23 D.Randall, CB 24 Q.Rollins, S 28 S.Richardson, FB 30 J.Kuhn, S 32 C.Bano, CB 36 L.Gunter, RB 46 A.Harris, LB 48 J.Thomas, LB 53 N.Perry, LB 55 A.Mulumba, LS 61 B.Goodie, C/G 73 J.Petter, G 79 J.Walker, WR 83 J.Jones, TE 86 K.Backman, LB 91 J.Elliott, DE 95 D.Jones, DT 98 L.Guion, DT 99 L.Guion, **DID NOT PLAY** — CB 16 S.Torlen, WR 84 J.Abbrevatis, **INACTIVES** — QB 7 B.Hundley, WR 17 D.Adams, CB 39 D.Goodson, S 42 M.Burnett, LB 47 J.Ryan, G 65 L.Taylor, T 75 B.Bulaga.

FIELD GOALS (made & missed)

M.Crosby		44W/L (31)		(33)	
VISITOR:	Green Bay Packers	P Dawson	1	2	3
HOME:	San Francisco 49ers		0	0	0
Team	Qtr	Time	Play Description (Extra Point/Drive Info)	Yards	Visitor
1	9:02		R.Rodgers 9 yd pass from A.Rodgers (M.Crosby kick) (12-80, 5:58)	7	0
2	4:22		P.Dawson 33 yd field goal (12:57, 6:23)	7	0
3	7:10		J.Kuhn 1 yd run (M.Crosby kick) (9:61, 4:33)	14	3
4	0:45		M.Crosby 31 yd field goal (8:35, 4:38)	17	3

GREEN BAY DEFENSIVE STATISTICS (official)

UT	A	TEL	TI	SK	QBH	FE	FR	INT	PD
H.Clinch-Dix	7	1	0	6	0-0	0	0	0	0
N.Palmer	5	1	0	8	0-0	0	0	0	0
M.Hyde	5	0	0	5	0-0	0	0	0	0
B.Rail	2	2	0	4	0-0	0	0	0	0
C.Matthews	2	1	2	3	1-8	1	0	0	0
D.Randall	2	1	0	3	0-0	0	0	0	1
S.Shields	2	1	0	3	0-0	0	0	0	1
M.Daniels	0	3	0	3	0-0	1	0	0	0
J.Peppers	2	0	1	2	1-6	0	0	0	0
Totals	35	13	7	48	6-41	4	1	0	1-0

Green Bay Packers		ATT	YDS	AVG	LG	TD
RUSHING		18	90	5.0	15	0
E.Lacy		3	33	11.0	17	0
A.Rodgers		9	28	3.1	6	0
J.Starks		2	10	5.0	9	0
T.Montgomery		1	1	1.0	11	1
J.Kuhn		33	162	4.9	17	1
Total						

PASSING	ATT	CMP	YDS	SKYD	TD	LG	IN	RT
A.Rodgers	32	22	224	3/24	1	38	0	99.0
Total	32	22	224	3/24	1	38	0	99.0

PASS RECEIVING		NO	YDS	AVG	LG	TD
J.Jones		9	38	19.6	36	0
R.Rodgers		3	43	9.0	12	0
R.Cobb		3	44	8.8	19	0
T.Montgomery		3	15	5.0	8	0
J.Starks		2	11	5.5	8	0
J.Kuhn		1	3	3.0	8	0
E.Lacy		22	224	10.2	38	1
Total						

INTERCEPTIONS		NO	YDS	AVG	LG	TD
S.Shields		1	0	0.0	0	0
Total		1	0	0.0	0	0

PUNTING		NO	YDS	AVG	NET	TB	IN20	LG
T.Masthay		6	235	39.2	37.2	0	1	51
Total		6	235	39.2	37.2	0	1	51

PUNT RETURNS		NO	YDS	AVG	FC	LG	TD
M.Hyde		3	14	4.7	0	9	0
(out of bounds)		3	0	0.0	0	0	0
Returns		3	14	4.7	0	9	0

KICK RETURNS		NO	YDS	AVG	FC	LG	TD
(back)		2	0	0.0	0	0	0
Returns		0	0	0.0	0	0	0

FUMBLES		Fum	Lost	Rec	Yds	TD	FF	Rec	Yds	TD	Bds
J.Thomas		0	0	0	0	0	1	0	0	0	0
Total		0	0	0	0	0	1	0	0	0	0

San Francisco 49ers		ATT	YDS	AVG	LG	TD
RUSHING		10	57	5.7	12	0
C.Kaepernick		8	20	2.5	7	0
C.Hyde		1	0	0.0	0	0
R.Bush		1	0	0.0	0	0
Total		19	77	4.1	12	0

PASSING	ATT	CMP	YDS	SKYD	TD	LG	IN	RT
C.Kaepernick	25	13	160	6/41	0	47	1	55.4
Total	25	13	160	6/41	0	47	1	55.4

PASS RECEIVING		NO	YDS	AVG	LG	TD
G.Ceek		3	26	8.7	13	0
A.Boldin		2	12	6.0	10	0
T.Smith		2	34	17.0	40	0
O.Paton		2	53	26.5	47	0
V.McDonald		1	7	7.0	7	0
R.Bush		1	2	2.0	6	0
C.Hyde		13	160	12.3	47	0
Total						

INTERCEPTIONS		NO	YDS	AVG	LG	TD
Total		0	0	0.0	0	0

PUNTING		NO	YDS	AVG	NET	TB	IN20	LG
B.Pinon		6	247	41.2	38.8	0	1	59
Total		6	247	41.2	38.8	0	1	59

PUNT RETURNS		NO	YDS	AVG	FC	LG	TD
J.Hayne		3	12	4.0	1	6	0
(out of bounds)		2	0	0.0	0	0	0
Returns		3	12	4.0	1	6	0

KICK RETURNS		NO	YDS	AVG	FC	LG	TD
B.Ellington		1	20	20.0	0	20	0
(back)		3	0	0.0	0	0	0
Returns		1	20	20.0	0	20	0

FUMBLES		Fum	Lost	Rec	Yds	TD	FF	Rec	Yds	TD	Bds
C.Kaepernick		1	0	1	0	0	0	0	0	0	0
V.McDonald		1	0	1	0	0	0	0	0	0	0
J.Hayne		1	0	0	0	0	0	0	0	0	0
D.Johnson		0	0	1	0	0	0	0	0	0	0
Total		3	0	3	0	0	0	0	0	0	0

TOTAL FIRST DOWNS		By Rushing	By Passing	By Penalty
		9	8	1
THIRD-DOWN EFFICIENCY		5-15-33%	4-13-31%	0
FOURTH-DOWN EFFICIENCY		2-2-100%	0-1-0%	0
TOTAL NET YARDS		362	196	50

Total Offensive Plays		Average gain per offensive play	5.3	3.9	5.0
NET YARDS RUSHING		162	77	19	33
NET YARDS PASSING		200	119	6-41	160
PASS ATT-COMP-INT		22-4	3-8	2-2	2-2
KICKOFFS Number-In Ez-Touchbacks		6-39-2	6-41-2	0	0

FGs - PATs had blocked		0-0	38.8	12
Net Punting Average		37.2	38.8	1-1
TOTAL RETURN YARDS (not inc. kickoffs)		3-14	1-20	0-0
No. and Yards Punt Returns		0-0	1-20	0-0
No. and Yards Kickoff Returns		1-0	4-30	0-0
PENALTIES Number and Yards		8-65	0-0	3-0
TOUCHDOWNS		2	0	0

EXTRA POINTS Made-Attempts		2-2	0-0	0-0
Kicking Made-Attempts		2-2	0-0	0-0
RED-ZONE EFFICIENCY		2-4-50%	0-2-0%	0-1-0%
GOAL-TO-GO EFFICIENCY		1-1-100%	0-1-0%	0
SAFETIES		0	3	3
FINAL SCORE		17	23-26	0
TIME OF POSSESSION		36:34	23:26	0



GREEN BAY 24, ST. LOUIS 10

Lambeau Field, Sunday, Oct. 11, 2015. Attendance: 78,432. Time: 3:14. Weather: 67° F. Humidity: 61 percent. Wind: SW 15 mph **GAME 5**

GREEN BAY, Wis. - Aaron Rodgers' remarkable run of mistake-free football at home is over. Green Bay, though, is still perfect this season.

A relentless defense helped the Packers overcome an unusually average day from their MVP quarterback. Rodgers threw for two touchdowns and 241 yards, and the defense had three sacks and four interceptions to hold off the St. Louis Rams for a 24-10 victory on Sunday.

Rodgers was 19 of 30 with long scoring strikes to receivers Ty Montgomery and James Jones for the Packers (5-0).

But NFL-record streaks of 586 pass attempts and 49 touchdown passes at home without an interception for Rodgers ended in the first quarter on linebacker James Laurinatis' driving pick of a tipped ball for the Rams (2-3).

Rodgers threw another interception in the second quarter before losing a fumble in the third on a sack.

The Rams defense headed coach Jeff Fisher's advice to get their hands on the football. The Packers defense was still better. Relentless pressure on quarterback Nick Foles helped keep the Packers unbeaten. Foles' four interceptions were a career worst, with two in the fourth quarter inside the Packers 10.

Rookie cornerback Quinten Rollins returned an interception 45 yards for a touchdown for a 14-0 lead in the first quarter, and picked off another pass at the 7 with 23 seconds left. Safety Ha Ha Clinton-Dix intercepted a tipped pass in the end zone on third-and-goal at the 7.

Greg Zuerlein was 1 for 4 on field-goal tries, hitting from 42 but missing his other three attempts, all coming from at least 50 yards. One kick in the second half was blocked by Darone Jones.

The mistakes wasted another strong effort for Rams rookie Todd Gurley, who for the second straight week had his best production, with 159 yards rushing on 30 carries. He denied a defense that had held opposing starting running backs to an average of 36 yards on 11 attempts the previous three games.

But a week after defeating previously unbeaten Arizona, the Rams couldn't repeat the feat on a warm fall afternoon in Green Bay.

Foles was 11 of 30 for 141 yards and a touchdown. His longest completion came on a 68-yarder to Steedman Bailey late in the fourth quarter.

Otherwise, the Packers' pass rush overwhelmed an inexperienced offensive line that lost veteran guard Rodger Saffold in the first quarter to a shoulder injury.

The defense held up in spite of losing tackle B.J. Raji to a groin injury and linebacker Nick Perry (shoulder). Guard T.J. Lang also left in the second quarter with a knee injury.

Star linebacker Clay Matthews set the tone with 1½ sacks and several other trips into the backfield.

OFFICIALS — Referee: Brad Allen (122); Umpire: Fred Bryan (11); Head Linesman: Jim Mello (48); Line Judge: Thomas Symonette (100); Side Judge: Tom Hill (97); Field Judge: Doug Rosenbaum (67); Back Judge: Shawn Hochuli (83); Replay Official: Jim Lapetina

STARTING LINEUPS

St. Louis Rams				Green Bay Packers			
Offense		Defense		Offense		Defense	
WR	18 K.Britt	LDE	91 C.Long	WR	89 J.Jones	NOSE	90 B.Raji
TE	46 C.Hervey	LDT	99 A.Donald	WR	88 T.Montgomery	DT	76 M.Daniels
LT	73 G.Robinson	RDT	90 M.Brockers	LT	88 D.Bachtrian	LOLB	56 J.Peppers
LG	68 J.Brown	RDE	94 R.Quinn	LG	71 J.Stilton	BLB	51 N.Palmer
C	61 T.Barnes	MLB	55 J.Laurinatis	C	63 C.Linsley	MLB	52 C.Matthews
RG	76 R.Saffold	LCB	26 M.Barron	RG	70 T.Lang	ROLB	96 M.Neal
RT	79 R.Havensstein	RCB	22 T.Johnson	RT	75 B.Buagaa	LCB	23 D.Randall
TE	88 L.Kendricks	RCB	21 J.Kendricks	TE	82 R.Rodgers	RCB	27 C.Hayward
WR	11 T.Austin	FS	23 R.McLeod	WR	18 R.Cobb	CB	29 S.Shields
OB	5 N.Foles	SS	25 T.McDonald	OB	12 A.Rodgers	SS	33 M.Hyde
RB	30 T.Gurley	DB	20 L.Joyner	RB	27 E.Lacy	FS	21 H.Clinton-Dix

GREEN BAY SUBSTITUTIONS — K 2 M.Crosby, P 8 T.Masthay, FB 22 A.Ripkowski, CB 24 O.Rollins, FB 30 J.Kinn, S 32 C.Banjo, CB 39 D.Goodson, RB 44 A.Starks, RB 46 A.Harris, LB 48 J.Thomas, LB 53 N.Perry, LB 55 A.Mulumba, LS 61 B.Gode, DT 64 M.Pennel, T/G 67 D.Bareilly, C/G 73 J.Tretter, G 79 J.Walker, WR 83 J.Liams, WR 84 J.Abbadefris, TE 86 K.Backman, LB 91 J.Elliott, DE 55 D.Jones, DT 98 L.Glavin.

DID NOT PLAY — OB 16 S.Troizen, **INACTIVES** — OB 7 B.Hundley, WR 17 D.Adams, S 28 S.Richardson, CB 36 L.Gunter, S 42 W.Burnett, LB 47 J.Ryan, G 65 L.Laylor.

FIELD GOALS (made 1 & missed)

Player	Yds	Attempts	Yds	Attempts
G.Zuerlein	(42)	508	53WL	63WL
St. Louis Rams	1	0	2	2
Green Bay Packers	14	0	7	3

GREEN BAY DEFENSIVE STATISTICS (official)

UT	A	TEL	TI	Sck	QBH	FF	FR	Int	PD	UT	A	TEL	TI	Sck	QBH	FF	FR	Int	PD
M.Daniels	9	1	2	10	0-0	2	0	0	0	J.Peppers	3	0	1	3	1-3	3	1	0	0
H.Clinton-Dix	8	1	0	9	0-0	0	0	1-0	1	N.Perry	3	0	2	3	5-35	0	0	0-0	0
M.Hyde	5	0	0	5	0-0	0	0	1-2	2	M.Neal	2	1	1	3	0-0	1	0	0	0
N.Palmer	4	1	0	5	0-0	0	0	0	0	O.Rollins	2	0	1	0	2	0-0	0	0	2-48
L.Guion	3	2	0	5	0-0	1	0	0	0	M.Pennel	1	1	0	2	0-0	0	0	0	0
C.Matthews	2	3	2	5	15-115	3	0	0	0	S.Shields	0	2	0	2	0-0	0	0	0	4
J.Elliott	3	1	0	4	0-0	0	0	0	0	C.Banjo	1	0	0	1	0-0	0	0	0	0
D.Randall	2	2	0	4	0-0	0	0	0	0	A.Harris	0	0	0	0	0-0	0	0	0	1
C.Hayward	2	2	0	4	0-0	0	0	0	0	D.Jones	0	0	0	0	0-0	4	0	0	0
B.Raji	2	2	0	4	0-0	0	0	0	0	Totals	53	18	8	70	3-18	14	1	0	4-50

St. Louis Rams										Green Bay Packers										
RUSHING		ATT	YDS	AVG	LG	TD	RUSHING		ATT	YDS	AVG	LG	TD							
T.Gurley	30	159	5.3	55	0	A.Rodgers	8	39	4.9	18	0	A.Rodgers	3	27	9.0	13	17	3.4	6	0
T.Austin	3	22	7.3	15	0	E.Lacy	5	17	3.4	6	0	E.Lacy	2	17	8.5	13	17	3.4	6	0
T.Mason	2	8	4.0	5	0	J.Starks	1	3	3.0	3	0	J.Starks	2	17	8.5	13	17	3.4	6	0
N.Foles	1	2	2.0	2	0	J.Kuhn	1	1	1.0	1	0	J.Kuhn	1	3	3.0	3	3.0	3	0	0
Total	36	191	5.3	55	0	Total	27	86	3.2	18	0	Total	27	86	3.2	18	8	3.2	18	0
PASSING		ATT	CMP	YDS	SKYD	TD	LG	IN	RT	PASSING		ATT	CMP	YDS	SKYD	TD	LG	IN	RT	
N.Foles	30	11	14	318	1	68	4	23.8	0	A.Rodgers	30	19	24	215	2	65	2	82.8	0	
J.Hecker	1	1	20	0.0	0	20	0	118.8	0	Total	30	19	24	215	2	65	2	82.8	0	
Total	31	12	161	3/18	1	68	4	27.2	0	Total	30	19	24	215	2	65	2	82.8	0	
PASS RECEIVING		NO	YDS	AVG	LG	TD	PASS RECEIVING		NO	YDS	AVG	LG	TD							
S.Bailey	3	73	24.3	68	0	R.Rodgers	6	45	7.5	18	0	R.Rodgers	6	45	7.5	18	0			
B.Cunningham	2	28	14.0	17	0	T.Montgomery	3	59	19.7	31	1	T.Montgomery	3	59	19.7	31	1			
L.Kendricks	2	16	8.0	12	0	J.Starks	3	23	7.7	19	0	J.Starks	3	23	7.7	19	0			
T.Austin	1	6	6.0	5	0	R.Cobb	2	23	11.5	6	0	R.Cobb	2	23	11.5	6	0			
C.Davis	1	20	20.0	20	0	J.Jones	2	77	38.5	65	1	J.Jones	2	77	38.5	65	1			
B.Cook	1	10	10.0	10	0	E.Lacy	1	8	8.0	8	0	E.Lacy	1	8	8.0	8	0			
J.Cook	1	1	1.0	1	0	Total	19	241	12.7	65	2	Total	19	241	12.7	65	2			
Total	12	161	13.4	68	1	Total	19	241	12.7	65	2	Total	19	241	12.7	65	2			
INTERCEPTIONS		NO	YDS	AVG	LG	TD	INTERCEPTIONS		NO	YDS	AVG	LG	TD							
T.Johnson	1	29	29.0	29	0	O.Rollins	2	48	24.0	45	1	O.Rollins	2	48	24.0	45	1			
J.Laurinatis	1	0	0.0	0	0	M.Hyde	1	2	2.0	2	0	M.Hyde	1	2	2.0	2	0			
Total	2	29	14.5	29	0	H.Clinton-Dix	1	0	0.0	0	0	H.Clinton-Dix	1	0	0.0	0	0			
Total	2	29	14.5	29	0	Total	4	50	12.5	45	1	Total	4	50	12.5	45	1			

PUNTING									PUNTING								
	NO	YDS	AVG	NET	TB	IN20	LG		NO	YDS	AVG	NET	TB	IN20	LG		
J.Hecker	4	181	45.3	38.0	1	1	51	T.Masthay	4	191	47.8	36.8	2	0	53		
Total	4	181	45.3	38.0	1	1	51	Total	4	191	47.8	36.8	2	0	53		

PUNT RETURNS									PUNT RETURNS								
	NO	YDS	AVG	FC	LG	TD		NO	YDS	AVG	FC	LG	TD				
T.Austin	2	4	2.0	0	6	0	M.Hyde	2	9	4.5	1	9	0				
(t'back)	2	0	0.0	0	0	0	(t'back)	1	0	0.0	0	0	0				
Returns	2	4	2.0	0	6	0	Returns	2	9	4.5	1	9	0				

KICK RETURNS									KICK RETURNS								
	NO	YDS	AVG	FC	LG	TD		NO	YDS	AVG	FC	LG	TD				
B.Cunningham	1	25	25.0	0	25	0	(t'back)	3	0	0.0	0	0	0				
(t'back)	4	0	0.0	0	0	0	(t'back)	3	0	0.0	0	0	0				
Returns	1	25	25.0	0	25	0	Returns	0	0	0.0	0	0	0				

FUMBLES									FUMBLES								
	Own	Opp	Out		Own	Opp	Out		Own	Opp	Out						
N.Foles	1	0	0	0	A.Rodgers	1	1	0	0	0	0	0	0				
T.Mason	0	0	0	0	J.Peppers	0	0	0	0	1	0	0	0				
R.Quinn	0	0	0	0		0	0	0	0	0	0	0	0				
L.Joyner	0	0	0	0		0	0	0	0	0	0	0	0				
Total	1	0	1	0	1	0	0	0	1	0	0	0	0				
Total																	

Visitor				Home			
Rams		Packers		Rams		Packers	
TOTAL FIRST DOWNS				17	14		
By Rushing				8	4		
By Passing				8	9		
By Penalty				1	1		
THIRD-DOWN EFFICIENCY				5-18-28%	4-13-31%		
FOURTH-DOWN EFFICIENCY				1-1-100%	0-1-0%		
TOTAL NET YARDS				334	322		
Total Offensive Plays				70	59		
Average gain per offensive play				4.8	5.5		
NET YARDS RUSHING				191	86		
Total Rushing Plays				36	27		
Average gain per rushing play				5.3	3.2		
Tackles for a loss-number and yards				1-3	1-1		
NET YARDS PASSING				143	236		
Times thrown - Yards lost att. to pass				3-18	2-5		
Gross yards passing				161	241		
PASS ATT-COMP-INT				31-12	30-19-2		
Average gain per pass play				4.2	7.4		
KICKOFFS Number-in EZ-Touchbacks				3-3-3	5-5-4		
PUNTS Number and Average				4-45-3	4-47-8		
Had Blocked				0	0		

Visitor				Home			
Rams		Packers		Rams		Packers	
FGs - PATs had blocked				1-0	0-0		
Net Punting Average				38.0	36.8		
TOTAL RETURN YARDS (not inc. kickoffs)				33	59		
No. and Yards Punt Returns				2-4	2-9		
No. and Yards Kickoff Returns				1-25	0-0		
No. and Yards Interception Returns				2-29	4-50		
PENALTIES Number and Yards				8-40	7-67		
FUMBLES Number and Lost				1-0	1-1		
TOUCHDOWNS				1	3		
Rushing				0	0		
Passing				1	2		
Interceptions				0	1		
EXTRA POINTS Made-Attempts				1-1	3-3		
Kicking Made-Attempts				1-1	3-3		
FIELD GOALS Made-Attempts				1-4	1-1		
RED-ZONE EFFICIENCY				1-4-25%	0-1-0%		
GOAL-TO-GO EFFICIENCY				0-2-0%	0-0-0%		
SAFETIES				0	0		
FINAL SCORE				10	24		
TIME OF POSSESSION				33:43	26:17		

GAME 6

M/Meal	2	1	1	3	.5-.4	2	1	0	0-0	0
--------	---	---	---	---	-------	---	---	---	-----	---

	Visitor	Home		Visitor	Home
	Chargers	Packers		Chargers	Packers
TOTAL FIRST DOWNS	32	17	FGS - PATs had blocked.	0-0	0-0
By Rushing	4	3	Net Punting Average	26.3	42.3
By Passing	26	11	TOTAL RETURN YARDS (not inc. kickoffs)	-7	18
By Penalty	2	3	No. and Yards Punt Returns	2-7	2-18
THIRD-DOWN EFFICIENCY	9-18-50%	3-9-33%	No. and Yards Kickoff Returns	3-55	339
FOURTH-DOWN EFFICIENCY	1-3-33%	0-0-0%	No. and Yards Interception Returns	0-0	0-0
TOTAL NET YARDS	548	370	PENALTIES Number and Yards	9-76	6-50
Total Offensive Plays	89	49	FUMBLES Number and Lost	2-1	1-0
Average gain per offensive play	6.2	7.6	TOUCHDOWNS	3	2
NET YARDS RUSHING	60	133	Rushing	0	1
Total Rushing Plays	21	17	Passing	2	2
Average gain per rushing play	2.9	7.8	EXTRA POINTS Made-Attempts	2-2	3-3
Tackles for a loss-number and yards	5-7	2-5	Kicking Made-Attempts	2-2	3-3
NET YARDS PASSING	488	237	FIELD GOALS Made-Attempts	2-2	2-2
Times thrown - yards lost att. to pass	3-15	3-18	RED-ZONE EFFICIENCY	2-6-33%	2-4-50%
Gross yards passing	503	295	GOAL-TO-GO EFFICIENCY	1-2-50%	1-3-33%
PASS ATT-COMP-INT	65-43-0	29-16-0	SAFETIES	20	0
Average gain per pass play	7.2	7.4	FINAL SCORE		27
KICKOFFS Number-In Ez-Touchbacks	4-2-1	6-5-3	TIME OF POSSESSION	38:00	22:00
PUNTS Number and Average	3-39.0	4-40.5			
Had Blocked	0	0			



DENVER -- The Denver Broncos found some offense to go with all that defense, powering their way past the Green Bay Packers. In only the fourth meeting of teams 5-0 or better, Peyton Manning tied Brett Favre's NFL record with his 186th regular-season win and Denver's defense rattled Aaron Rodgers into one of the worst games of his career in the Broncos' 29-10 victory Sunday night. Wearing the blue jerseys they did in beating the Packers for their first Super Bowl win in 1997, the Broncos pried it on in the fourth quarter, when DelMarcus Ware sacked Rodgers and the ball ended up in the end zone for a safety.

The Broncos improved to 7-0 for the first time since 1998, when they won the Super Bowl after finishing 14-2.

The Packers (6-1) fell from the unbeaten ranks, throttled not only by the league's stingiest defense but by a quarterback who finally looked like a five-time MVP and not a creepy 39-year-old learning a new system.

Although neither quarterback threw for a touchdown, Manning threw for 340 yards on 21-of-29 passing and the bootlegs worked nicely. Rodgers was 14 of 22 for just 77 yards - the lowest of his career in a game where he wasn't knocked out by injury.

Rodgers was sacked three times and the Packers had just 140 yards of total offense to Denver's 500.

Ronnie Hillman ran for two touchdowns and when he was on the sideline with a sore thigh, C.J. Anderson ran through a defense missing Clay Matthews for a 28-yard score, his first of the season, to put Denver up by two TDs late in the third quarter.

Both Matthews and Hillman returned the next series.

Anderson ran for 101 yards and Hillman 60, and Delmarius Thomas caught eight passes for 168 yards.

Also making a sudden appearance in Denver's offense were the tight ends - as targets. Freed up from blocking with the offensive line meshing like it hadn't all season, they gave Manning an option over the middle he'd been missing since losing Julius Thomas and Jacob Tamme to free agency.

Virgil Green caught three passes for 61 yards and Owen Daniels had three for 44.

The Packers came into the game leading the league with 66 first-quarter points, but Rodgers was hit four times on Green Bay's first drive as the Broncos' pass rush hemmed him in and didn't let him loop around for his patented re-sets.

After that, he started getting rid of the ball much quicker, but those quick throws didn't lead to anything until midway through the second quarter when he drove the Packers 80 yards in 10 plays with Eddie Lacy scoring from 2 yards out to make it 17-7 at the half.

Mason Crosby's 56-yard field goal on the first drive after the break pulled the Packers to within a touchdown.

OFFICIALS — Referee: John Parry (132); Umpire: Mark Pellis (131); Head Linesman: Greg Bradley (98); Line Judge: Mark Periman (9); Side Judge: Greg Gautreaux (80); Field Judge: Jabir Walker (26); Back Judge: Perry Paganielli (46); Replay Official: Bob McGrath

STARTING LINEUPS

Green Bay Packers

Offense	Defense	Offense	Defense
WR 17 D.Adams	NOSE 90 B.Raji	WR 88 D.Thomas	DE 95 D.Woile
LT 69 D.Bakhtiari	DT 78 M.Daniels	LT 69 R.Harris	NT 92 S.Williams
LG 71 J.Siton	LOLB 56 J.Peppers	LG 69 E.Mattins	DE 97 M.Jackson
C 63 C.Linsley	BLB 51 N.Palmer	C 61 M.Paradis	SLB 58 V.Miller
RG 70 T.Lang	MLB 52 C.Matthews	RG 66 L.Vasquez	WLB 94 D.Ware
RT 75 B.Bulaga	ROLB 56 M.Meal	RT 79 M.Schindler	ILB 54 B.Marshall
TE 82 R.Rodgers	LCB 29 C.Henward	TE 81 O.Daniels	ILB 59 D.Dreadnath
WR 18 R.Cobb	RCB 37 S.Shields	WR 10 E.Sanders	LCB 21 A.Traib
WR 89 J.Jones	CB 33 M.Hyde	WR 23 R.Hillman	RCB 25 C.Harris
CB 12 A.Rodgers	SS 42 M.Burnett	CB 18 P.Manning	CB 43 T.Ward
FB 27 E.Lacy	FS 21 H.Cinton-Dix	TE 86 V.Green	CB 29 B.Roby

GREEN BAY SUBSTITUTIONS — K 2 M.Crosby, P 8 T.Mashay, QB 16 S.Tozien, FB 22 A.Ripkowsky, CB 23 D.Randall, CB 24 O.Rollins, FB 30 J.Kuhn, S/32 C.Bentlo, CB 39 D.Goodson, RB 44 J.Starks, RB 46 A.Harris, LB 47 J.Ryan, LB 48 J.Thomas, LB 53 N.Perry, LS 61 B.Goode, DT 64 M.Pennel, T/6 67 D.Bardcy, C/6 73 J.Treiter, RB 83 J.Jones, WR 84 J.Abbadecaris, LB 91 J.Elliott, DE 95 D.Jones, DT 98 L.Gulton.

INACTIVES — QB 7 B.Hundley, CB 36 L.Gunter, LB 55 A.Mulumba, G 65 L.Taylor, G 79 J.Walker, TE 86 K.Backman, WR 88 T.Montgomery.

GREEN BAY DEFENSIVE STATISTICS (Official)

UT	A	TEL	TI	Sk	QB	FE	ER	Int	PD	UT	A	TEL	TI	Sk	QB	FE	ER	Int	PD
8	3	0	11	-0-0	0	0	0	0	2	2	1	1	3	-0-0	0	0	0	0	0
C.Hayward										D.Jones									
D.Randall										N.Perry									
C.Matthews										L.Gulton									
M.Hyde										B.Raji									
N.Palmer										J.Peppers									
H.Cinton-Dix										J.Daniels									
M.Pennel										J.Ryan									
M.Burnett										D.Goodson									
J.Thomas										Totals									
M.Meal										51	30	8	81	0-0	4	0	0	1-0	6

Green Bay Packers										Denver Broncos																						
RUSHING	ATT	YDS	AVG	LG	TD	RUSHING	ATT	YDS	AVG	LG	TD	PASSING	ATT	CMP	YDS	SK/YD	TD	LG	INT	RT												
E.Lacy	11	38	3.5	15	1	C.Anderson	14	101	7.2	28	1	P.Manning	29	21	340	0/0	0	47	1	96.9												
A.Rodgers	2	31	15.5	17	0	R.Hillman	19	60	3.2	16	2	Total	29	21	340	0/0	0	47	1	96.9												
R.Cobb	1	10	10.0	10	0	J.Thompson	1	-1	-1.0	-1	0																					
J.Starks	5	9	1.8	4	0																											
A.Harris	2	2	1.0	2	0																											
Total	21	90	4.3	17	1	Total	34	160	4.7	28	3																					
PASSING	ATT	CMP	YDS	SK/YD	TD	LG	IN	RT	P.Manning	29	21	340	0/0	0	47	1	96.9															
A.Rodgers	22	14	77	3/27	0	17	0	69.7	Total	29	21	340	0/0	0	47	1	96.9															
Total	22	14	77	3/27	0	17	0	69.7																								
PASS RECEIVING	NO	YDS	AVG	LG	TD	PASS RECEIVING	NO	YDS	AVG	LG	TD	PUNTING	NO	YDS	AVG	NET	TB	IN20	LG													
R.Cobb	6	27	4.5	17	0	D.Thomas	8	168	21.0	47	0	B.Coquitt	3	120	40.0	37.0	0	2	46													
R.Rodgers	2	16	8.0	11	0	V.Green	3	61	20.3	32	0	Total	3	120	40.0	37.0	0	2	46													
J.Starks	2	9	4.5	5	0	O.Daniels	2	44	22.0	19	0																					
E.Lacy	1	9	9.0	9	0	E.Sanders	2	22	11.0	11	0																					
D.Adams	1	8	8.0	8	0	B.Schindler	2	21	10.5	15	0																					
J.Perrilo	1	6	6.0	6	0	A.Caldwell	1	24	24.0	24	0																					
J.Jones	1	2	2.0	2	0	C.Anderson	1	5	5.0	5	0																					
Total	14	77	5.5	17	0	R.Hillman	1	-5	-5.0	-5	0																					
Total	14	77	5.5	17	0	Total	21	340	16.2	47	0																					
INTERCEPTIONS	NO	YDS	AVG	LG	TD	INTERCEPTIONS	NO	YDS	AVG	LG	TD	PUNTING	NO	YDS	AVG	NET	TB	IN20	LG													
D.Randall	1	0	0.0	0	0	Total	0	0	0.0	0	0																					
Total	1	0	0.0	0	0																											
PUNTING	NO	YDS	AVG	NET	TB	IN20	LG	PUNTING	NO	YDS	AVG	NET	TB	IN20	LG	PUNT RETURNS	NO	YDS	AVG	FC	LG	TD										
T.Mashay	5	231	46.2	43.8	0	1	49	B.Coquitt	3	120	40.0	37.0	0	2	46	E.Sanders	3	12	4.0	2	6	0										
Total	5	231	46.2	43.8	0	1	49	Total	3	120	40.0	37.0	0	2	46	Returns	3	12	4.0	2	6	0										
PUNT RETURNS	NO	YDS	AVG	FC	LG	TD	PUNT RETURNS	NO	YDS	AVG	FC	LG	TD	KICK RETURNS	NO	YDS	AVG	FC	LG	TD	FUMBLES	FumLost	Rec	Yds	TD	FF	Rec	Yds	TDBds	Out		
M.Hyde	1	9	9.0	1	9	0	E.Sanders	3	12	4.0	2	6	0	E.Sanders	1	13	13.0	0	13	0	0	0	0	0	0	0	0	0	0	0	0	
(out of bounds)	1	0	0.0	0	0	0	Returns	3	12	4.0	2	6	0	(track)	3	0	0.0	0	0	0	0	0	0	0	0	0	0	0	0	0	0	
Returns	1	9	9.0	1	9	0																										
KICK RETURNS	NO	YDS	AVG	FC	LG	TD	KICK RETURNS	NO	YDS	AVG	FC	LG	TD	FUMBLES	FumLost	Rec	Yds	TD	FF	Rec	Yds	TDBds	A.Rodgers	1	0	0	0	0	0	0	0	
M.Hyde	1	23	23.0	0	23	0								C.Harris	0	0	0	0	1	0	0	0	0	0	0	0	0	0	0	0	0	
J.Abbadecaris	1	22	22.0	0	22	0								B.Marshall	0	0	0	0	1	0	0	0	0	0	0	0	0	0	0	0	0	
(track)	4	0	0.0	0	0	0								D.Ware	0	0	0	0	1	0	0	0	0	0	0	0	0	0	0	0	0	
Returns	2	45	22.5	0	23	0								Total	0	0	0	0	3	0	0	0	0	0	0	0	0	0	0	0	0	0

Visitor				Home			
TOTAL FIRST DOWNS		Packers	Broncos	TOTAL FIRST DOWNS		Packers	Broncos
By Rushing	14	7	24	By Rushing	9	12	37.0
By Passing	3	15	3	By Passing	15	9	3.12
By Penalty	4	0	4	By Penalty	0	1	1-13
THIRD-DOWN EFFICIENCY	2-8-25% 6-12-50%			THIRD-DOWN EFFICIENCY	2-45 1-13		
FOURTH-DOWN EFFICIENCY	0-0-0% 0-0-0%			FOURTH-DOWN EFFICIENCY	1-0 0-0		
TOTAL NET YARDS	140	500	140	TOTAL NET YARDS	500	11-93	0-0
Total Offensive Plays	46	63	46	Total Offensive Plays	63	3-0	3
Average gain per offensive play	3.0	7.9	3.0	Average gain per offensive play	7.9	1	3
NET YARDS RUSHING	90	160	90	NET YARDS RUSHING	160	1	3
Total Rushing Plays	21	34	21	Total Rushing Plays	34	0	0
Average gain per rushing play	4.3	4.7	4.3	Average gain per rushing play	4.7	3-3	3-3
Tackles for a loss-number and yards	1-1	6-10	1-1	Tackles for a loss-number and yards	6-10	1-1	3-3
NET YARDS PASSING	50	340	50	NET YARDS PASSING	340	1-1	2-2
Times thrown -yards lost att. to pass.	3-27	0-0	3-27	Times thrown -yards lost att. to pass.	0-0	1-1-100%	2-3-67%
Gross yards passing	77	340	77	Gross yards passing	340	1-1-100%	2-2-100%
PASS ATT-COMP-INT	22-14-0	29-21-1	22-14-0	PASS ATT-COMP-INT	29-21-1	0	1
Average gain per pass play	2.0	11.7	2.0	Average gain per pass play	11.7	10	29
KICKOFFS Number-In EZ-Touchbacks	4-3-3	6-6-4	4-3-3	KICKOFFS Number-In EZ-Touchbacks	6-6-4	26.33	33:27
PUNTS Number and Average	5-6-2	3-40-0	5-6-2	PUNTS Number and Average	3-40-0	0	0
Had Blocked	0	0	0	Had Blocked	0	0	0

Detroit Lions													
RUSHING		ATT	YDS	AVG	LG	TD							
J.Bell	14	17	1.2	6	0								
A.Abdullah	5	15	3.0	9	0								
G.Gate	1	11	11.0	11	0								
T.Ridick	3	1	0.3	1	0								
M.Stafford	2	1	0.5	1	0								
M.Burton	1	0	0.0	0	0								
Total	26	45	1.7	11	0								
PASSING		ATT	CMP	YDS	SK/YD	TD	LG	IN	RT				
M.Stafford	38	24	242	0.0	2	43	1	87.8					
Total	38	24	242	0.0	2	43	1	87.8					
PASS RECEIVING		NO	YDS	AVG	LG	TD							
G.Johnson	6	81	13.5	19	0								
G.Gate	4	52	13.0	43	0								
E.Ebron	4	28	7.0	13	0								
L.Moore	3	29	9.7	15	1								
T.Ridick	3	25	8.3	11	0								
J.Bell	2	18	9.0	10	0								
A.Abdullah	1	7	7.0	7	0								
B.Petigrew	1	2	2.0	2t	1								
Total	24	242	10.1	43	2								
INTERCEPTIONS		NO	YDS	AVG	LG	TD							
Total	0	0	0.0	0	0								
PUNTING		NO	YDS	AVG	NET	TB	IN20	LG					
S.Martin	7	297	42.4	41.4	0	4	4	56					
Total	7	297	42.4	41.4	0	4	4	56					
PUNT RETURNS		NO	YDS	AVG	FC	LG	TD						
G.Gate	4	39	9.8	1	23	0							
(downed)	2	0	0.0	0	0	0							
(out of bounds)	2	0	0.0	0	0	0							
Returns	4	39	9.8	1	23	0							
KICK RETURNS		NO	YDS	AVG	FC	LG	TD						
A.Abdullah	2	134	67.0	0	104	0							
(track)	1	0	0.0	0	0	0							
Returns	2	134	67.0	0	104	0							
FUMBLES		Own	Lost	Rec	Yds	TD	Bds	Opp	Rec	Yds	TD	Bds	
M.Stafford	1	0	1	-5	0	0	0	0	0	0	0	0	
G.Quinn	0	0	0	0	1	0	0	0	0	0	0	0	
Total	1	0	1	-5	0	1	0	0	0	0	0	0	

Green Bay Packers													
RUSHING		ATT	YDS	AVG	LG	TD							
J.Shanks	15	42	2.8	9	0								
A.Rodgers	2	8	4.0	9	0								
R.Cobb	1	-3	-3.0	-3	0								
Total	18	47	2.6	9	0								
PASSING		ATT	CMP	YDS	SK/YD	TD	LG	IN	RT				
A.Rodgers	61	35	333	3.8	2	32	0	83.6					
Total	61	35	333	3.8	2	32	0	83.6					
PASS RECEIVING		NO	YDS	AVG	LG	TD							
D.Adams	6	79	7.9	18	0								
J.Shanks	10	54	5.4	19	0								
J.Perillo	5	58	11.6	24	1								
R.Cobb	5	53	10.6	20	0								
R.Rodgers	3	32	6.4	21	1								
J.Abrderis	4	57	14.3	32	0								
Total	35	333	9.5	32	2								
INTERCEPTIONS		NO	YDS	AVG	LG	TD							
H.Ginton-Dix	1	2	2.0	2	0								
Total	1	2	2.0	2	0								
PUNTING		NO	YDS	AVG	NET	TB	IN20	LG					
T.Mashay	9	372	41.3	37.0	0	3	3	55					
Total	9	372	41.3	37.0	0	3	3	55					
PUNT RETURNS		NO	YDS	AVG	FC	LG	TD						
M.Hyde	2	7	3.5	1	6	0							
(downed)	3	0	0.0	0	0	0							
(out of bounds)	1	0	0.0	0	0	0							
Returns	2	7	3.5	1	6	0							
KICK RETURNS		NO	YDS	AVG	FC	LG	TD						
M.Hyde	3	78	26.0	0	30	0							
(track)	2	0	0.0	0	0	0							
Returns	3	78	26.0	0	30	0							
FUMBLES		Own	Lost	Rec	Yds	TD	Bds	Opp	Rec	Yds	TD	Bds	
J.Abrderis	1	0	0	0	0	0	0	0	0	0	1		
Total	1	0	0	0	0	0	0	0	0	0	1		

	Visitor	Home
	Lions	Packers
TOTAL FIRST DOWNS	16	22
By Rushing	2	3
By Passing	13	17
By Penalty	1	2
THIRD-DOWN EFFICIENCY	5-16-31%	9-19-47%
FOURTH-DOWN EFFICIENCY	1-1-100%	0-0-0%
TOTAL NET YARDS	287	372
Total Offensive Plays	64	82
Average gain per rushing play	4.5	4.5
NET YARDS RUSHING	45	47
Total Rushing Plays	26	18
Average gain per rushing play	1.7	2.6
Tackles for a loss-number and yards	5-8	1-3
NET YARDS PASSING	242	325
Times thrown - yards lost att. to pass	0-0	3-8
Gross yards passing	242	338
PASS ATT-COMP-INT	38-24-1	61-35-0
Average gain per pass play	6.4	5.1
KICKOFFS Number-In EZ-Touchbacks	5-3-2	4-3-1
PUNTS Number and Average	7-42-4	9-41-3
Had Blocked	0	0

	Visitor	Home
	Lions	Packers
Fgs - PATs had blocked	0-0	0-0
Net Punting Average	41.4	37.0
TOTAL RETURN YARDS (not inc. Kickoffs)	39	9
No. and Yards Punt Returns	4-39	2-7
No. and Yards Kickoff Returns	2-134	3-78
No. and Yards Interception Returns	0-0	1-2
PENALTIES Number and Yards	3-35	5-55
FUMBLES Number and Lost	1-0	1-0
TOUCHDOWNS	2	2
Rushing	0	0
Passing	2	2
EXTRA POINTS Made-Attempts	0-2	1-2
Kicking Made-Attempts	0-2	1-1
Passing Made-Attempts	0-0	0-1
FIELD GOALS Made-Attempts	2-2	1-2
RED-ZONE EFFICIENCY	2-2-100%	2-2-100%
GOAL-TO-GO EFFICIENCY	2-2-100%	1-1-100%
SAFETIES	0	0
FINAL SCORE	18	16
TIME OF POSSESSION	30:40	29:20



GREEN BAY 30, MINNESOTA 13

TCF Bank Stadium, Sunday, Nov. 22, 2015. Attendance: 52,529. Time: 3:15. Weather: 30° F. Wind: S 8 mph

GAME 10

MINNEAPOLIS - The Green Bay Packers were in a funk, booed by their loyal fans the week before and passed by the Minnesota Vikings in the NFC North. Aaron Rodgers said the Packers responded with a resolute victory.

Rodgers was a no-hum 16-for-34 for 212 yards but brilliant when he needed to be on third-down scoring passes to Jones and Randall Cobb. The Vikings (7-3) had their five-game winning streak shoved back in their face by a proud Packers team that clearly wasn't ready to concede a division it has won four straight times. The rematch is on Jan. 3 in Green Bay.

Patsy Bridgewater took back-to-back sacks to prompt a punt on the next possession, all but sealing the first loss by the Vikings at home in eight games since the Packers won here almost exactly a year ago.

Right after the ugliest of their three straight defeats, an 18-16 decision at home against Detroit, Rodgers and the Packers roared back with a vintage performance against the Vikings to the delight of the enemy fans chanting, "Go, Pack, Go!" throughout the evening.

The Packers used a 50-yard pass interference penalty on Terence Newman, who was covering left lane on third-and-15 from the 15, to set up the 10-yard touchdown toss by Rodgers to Cobb with 10 seconds left in the first half. An illegal-contact call on Anthony Barr during a third-down incompleting game Rodgers yet another opportunity on that defining drive.

On the first play of the fourth quarter, Rodgers rolled right on third-and-9 and zinged the ball to Jones at the edge of the end zone for a 27-yard score on the shovelled two-point conversion pass to Jones, too, for a 27-13 lead.

After Rodgers attempted 61 passes against the Lions and came away with a sore shoulder, the Packers were determined to re-establish Lacy and James Starks behind the tackles.

Bridgewater took quite a bruising, leaving the game briefly with an injury to his left shoulder but still finishing 25 for 37 for 296 yards and a touchdown without any turnovers. The Packers went without a sack on their entire three-game losing streak.

Patserson, the NFL's leading rusher who passed the 1,000-yard mark for a seventh season, averaged 116 yards over the first 15 times he played the Packers with four games (65).

OFFICIALS — Referee: Walt Coleman (65); Umpire: Carl Pagnelli (124); Head Linesman: Jerry Bergman (91); Line Judge: Kevin Cofey (16);

Side Judge: Jon Luciani (89); Field Judge: Boris Cheek (41); Back Judge: Rich Martinez (39); Replay Official: Louis Mazzaro

Green Bay Packers

STARTING LINEUPS

Offense

Defense

Minnesota Vikings

Offense

Defense

Green Bay Packers

Offense

Defense

Minnesota Vikings

Offense

Defense

Green Bay Packers

Offense

Defense

Minnesota Vikings

Offense

Defense

Green Bay Packers

Offense

Defense

Minnesota Vikings

Offense

Defense

Green Bay Packers

Offense

Defense

Minnesota Vikings

Offense

Defense

Green Bay Packers

Offense

Defense

Minnesota Vikings

Offense

Defense

Green Bay Packers

Offense

Defense

Minnesota Vikings

Offense

Defense

Green Bay Packers

Offense

Defense

Minnesota Vikings

Offense

Defense

Green Bay Packers

Offense

Defense

Minnesota Vikings

Offense

Defense

Green Bay Packers

Offense

Defense

Minnesota Vikings

Offense

Defense

Green Bay Packers

Offense

Defense

Minnesota Vikings

Offense

Defense

Green Bay Packers

Offense

Defense

Minnesota Vikings

Offense

Defense

Green Bay Packers

Offense

Defense

Minnesota Vikings

Offense

Defense

Green Bay Packers

Offense

Defense

Minnesota Vikings

Offense

Defense

Green Bay Packers

Offense

Defense

Minnesota Vikings

Offense

Defense

Green Bay Packers

Offense

Defense

Minnesota Vikings

Offense

Defense

Green Bay Packers

Offense

Defense

Minnesota Vikings

Offense

Defense

Green Bay Packers

Offense

Defense

Minnesota Vikings

Offense

Defense

Green Bay Packers

Offense

Defense

Minnesota Vikings

Offense

Defense

Green Bay Packers

Offense

Defense

Minnesota Vikings

Offense

Defense

Green Bay Packers

Offense

Defense

Minnesota Vikings

Offense

Defense

Green Bay Packers

Offense

Defense

Minnesota Vikings

Offense

Defense

Green Bay Packers

Offense

Defense

Minnesota Vikings

Offense

Defense

Green Bay Packers

Offense

Defense

Minnesota Vikings

Offense

Defense

Green Bay Packers

Offense

Defense

Minnesota Vikings

Offense

Defense

Green Bay Packers

Offense

Defense

Minnesota Vikings

Offense

Defense

Green Bay Packers

Offense

Defense

Minnesota Vikings

Offense

Defense

Green Bay Packers

GREEN BAY SUBSTITUTIONS — K 2 M.Crosby, P 8 T.Masthay, FB 22 A.Ripkowski, CB 24 Q.Rollins, RB 27 E.Lacy, CB 29 C.Hayward, FB 30 J.Kuhn, S 32 C.Baio, DB 39 D.Goodson, LB 47 J.Iyan, LB 48 J.Holmes, LB 53 N.Perry, LB 61 B.Goodie, DT 64 M.Pennel, TE 66 D.Bandey, CB 73 J.Treiter, TE 80 J.Perrito, TE 80 J.Harris, LB 85 A.Mulumba, G 65 L.Taylor, WR 84 J.Abraders, WR 88 T.Montgomery.

INACTIVES — OB 7 B.Hundley, CB 36 L.Lunter, RB 46 A.Harris, LB 55 A.Mulumba, G 65 L.Taylor, WR 84 J.Abraders, WR 88 T.Montgomery.

FIELD GOALS (made / missed)

M.Crosby (4/2) (4/7) (4/0) (4/2) (5/2)

Green Bay Packers

Minnesota Vikings

HOME:

VISITOR:

Team

Qtr

Time

Play Description (Extra Point Drive Info)

Score

Visitor

Home

Total

OT

1

2

3

4

5

6

7

8

9

10

11

12

13

14

15

16

17

18

19

20

21

GREEN BAY DEFENSIVE STATISTICS (official)

UT A TEL TT Sck QBH FF FR Int PD

H.Clinton-Dix 9 2 1 10 -1-0 0 0 0 0-0 0 D.Jones 2 0 2 2-28 2 0 0 0-0 1

C.Matthews 8 1 4 10 -1-0 0 0 0 0-0 0 M.Meal 1 1 0 2 0-5-1 2 0 0 0-0 0

D.Randall 6 2 0 7 -0-0 0 0 0 0-0 1 J.Peppers 1 1 1 2 0-5-1 0 0 0 0-0 0

C.Hayward 5 1 0 7 -0-0 1 0 0 0-0 1 Q.Rollins 1 1 1 2 0-0 0 0 0 0-0 0

M.Daniels 3 4 2 7 -1-8 0 0 0 0-0 0 J.Elort 0 1 0 1 0-0 0 0 0 0-0 0

S.Shields 5 1 0 6 -0-0 0 0 1 0-0 0 L.Guion 0 1 0 1 0-0 0 0 0 0-0 0

N.Palmer 4 1 1 5 -1-0 0 0 0 0-0 0 M.Pennel 0 1 0 1 0-0 0 0 0 0-0 0

B.Burnett 2 2 0 4 -0-0 0 1 0 0-0 0 N.Perry 0 1 0 1 0-0 0 0 0 0-0 0

B.Rail 1 2 1 3 -0-0 0 0 0 0-0 0 Totals 49 25 12 74 6-48 5 1 1 0-0 3

J.Thomas 1 2 0 3 -0-0 0 0 0 0-0 0

Green Bay Packers

Minnesota Vikings

RUSHING

RUSHING

PASSING

PASSING

INTERCEPTIONS

INTERCEPTIONS

PUNTING

PUNTING

PUNT RETURNS

PUNT RETURNS

KICK RETURNS

KICK RETURNS

FUMBLES

FUMBLES

TOTAL NET YARDS

TOTAL NET YARDS

NET YARDS PASSING

NET YARDS PASSING

PASS ATT-COMP-INT

PASS ATT-COMP-INT

KICKOFFS Number-In Ez-Touchbacks

KICKOFFS Number-In Ez-Touchbacks

PUNTS Number and Average

PUNTS Number and Average

Total Rushing Plays

Total Rushing Plays

Average gain per rushing play

Average gain per rushing play

Tackles for a loss-number and yards

Tackles for a loss-number and yards

Times thrown - yards lost att. to pass.

Times thrown - yards lost att. to pass.

FIELD GOALS Made-Attempts

FIELD GOALS Made-Attempts

RED-ZONE EFFICIENCY

RED-ZONE EFFICIENCY

GOAL-TO-GO EFFICIENCY

GOAL-TO-GO EFFICIENCY

SAFETIES

SAFETIES

FINAL SCORE

FINAL SCORE

TIME OF POSSESSION

TIME OF POSSESSION

FGs - PATs had blocked

FGs - PATs had blocked

Net Punting Average

DETROIT — Aaron Rodgers took the shotgun snap on an untimed down with no time left, stuffed to his left, slipped a sack, rolled right and heaved a pass that seemed as high as it was long.

Richard Rodgers, drifting toward the end zone while teammates and opponents crowded behind him, leaped and made the catch on the 61-yard play to give the Green Bay Packers a stunning 27-23 victory over the Detroit Lions on Thursday night.

The Packers got the untimed down after Detroit defensive end Devin Taylor was called for grabbing Aaron Rodgers' facemask on a tackle on what would've been the last play.

The Packers (8-4) had lost four of five.

The Lions (4-8) had won three straight and blew a chance to sweep the season series for the first time since 1991.

Matthew Stafford connected with Calvin Johnson on his second touchdown pass of the first quarter to help Detroit build a 20-point lead that it couldn't keep.

Aaron Rodgers scored on a 17-yard run with 3:04 left, pulling the Packers within two points.

Stafford connected with T.J. Jones to convert a third-and-12 from the Detroit 18 after Green Bay called its final timeout with 2:54 to go. The Lions needed one more first down to seal the victory, but Green Bay forced them to punt and got the ball back on the 21 with 23 seconds left.

Following two incompletions, including one in which Detroit appeared to get away with pass interference, Aaron Rodgers threw a pass to James Jones and the ball was laterated twice, leaving the quarterback over the ball and no one behind him to pitch to keep the play alive.

But Taylor grabbed Aaron Rodgers' facemask, giving the Packers another play.

Aaron Rodgers scrambled long enough to give his receivers time to sprint to the end zone and got to the outside. He planted his foot at about the Green Bay 36 and got it into the end zone, where his tight end found a way to get to it in front of a slew of players from both teams and leaped for the catch.

Aaron Rodgers finished 24 of 36 for 289 yards with two touchdowns.

Stafford was 23 of 35 for 220 yards and two scores.

Detroit went ahead 17-0 after its first three drives and capped the opening possession of the third quarter with a field goal to go ahead 20-0. It wasn't a big enough cushion.

OFFICIALS — Referee: Carl Cheffers (51); Umpire: Lindsey Walsh (96); Head Linesman: Kent Payne (79); Line Judge: Tim Podtaza (47); Side Judge: Scott Nowak (1); Field Judge: Brad Freeman (88); Back Judge: Terrence Miles (111); Replay Official: Charles Stewart

STARTING LINEUPS

Green Bay Packers

Offense	Defense
WR 17 D.Adams	NOSE 90 B.Raji
LT 69 D.Akharri	DT 76 M.Daniels
LG 71 J.Stilton	LOLB 56 J.Peppers
C 63 C.Linsley	BLB 47 J.Ryan
RG 65 L.Taylor	MLB 52 C.Matthews
RT 67 D.Barclay	ROLB 96 M.Meal
WR 89 J.Jones	LCB 24 Q.Hollins
WR 18 R.Cobb	RCB 37 S.Shields
QB 12 A.Rodgers	CB 29 C.Hayward
RB 44 J.Starks	SS 42 M.Burnett
FB 30 J.Kuhn	FS 21 H.Clinton-Dix

GREEN BAY SUBSTITUTIONS — K 2 M.Crosby, P 8 T.Masthay, RB 27 E.Lacy, S 32 C.Bano, DB 33 M.Hyde, CB 36 L.Gunter, RB 38 J.Crockett, CB 39 D.Goodson, LB 48 J.Thomas, LB 51 N.Palmer, LB 53 N.Perry, LS 61 B.Goode, DT 64 M.Pennel, C/G 73 J.Treter, G 79 J.Walker, TE 80 J.Perrillo, TE 82 R.Rodgers, WR 83 J.Janis, WR 84 J.Abbereis, TE 86 K.Backman, LB 91 J.Elliott, DE 95 D.Jones, DT 98 L.Guion, T 75 B.Bulaga, WR 88 T.Montgomery.

FIELD GOALS (made 1 & missed)

Team	Qtr	Time	Play Description (Extra Point/Drive Info)	Yards	Result
Lions	1	8:40	M.Praier 51 yd Field Goal (7-35, 4:04)	51	Good
Lions	1	1:50	E.Erion 3 yd pass from M.Stafford (M.Praier kick) (8-76, 1:53)	3	Good
Lions	1	1:02	C.Johnson 17 yd pass from M.Stafford (M.Praier kick) (1-17, 0:06)	17	Good
Lions	3	8:54	M.Praier 34 yd Field Goal (11-66, 6:09)	34	Good
Packers	3	5:44	R.Cobb fumble recovery in end zone (M.Crosby kick) (7-75, 3:10)	75	Good
Packers	3	4:06	D.Adams 8 yd pass from A.Rodgers (M.Crosby kick) (3-12, 1:31)	8	Good
Packers	4	7:06	M.Praier 42 yd Field Goal (13-34, 6:29)	42	Good
Lions	4	3:04	A.Rodgers 17 yd run (M.Crosby kick) (11-84, 4:02)	17	Good
Packers	4	0:00	R.Rodgers 61 yd pass from A.Rodgers (run failed) (4-79, 0:23)	61	Good

GREEN BAY DEFENSIVE STATISTICS (official)

UT	A	TEL	TI	Sck	QBH	FF	ER	Int	PD	UT	A	TEL	TI	Sck	QBH	FF	ER	Int	PD		
J.Ryan	8	1	1	9	0-0	0	0	1	0-0	0	M.Hyde	1	2	1	3	1-3	0	0	0-0	0	
M.Burnett	7	1	1	8	0-0	0	0	0	0-0	0	M.Neal	2	0	1	2	0-0	0	0	0-0	0	
H.Clinton-Dix	7	0	1	7	1-4	0	0	0	0-0	0	J.Thomas	2	0	0	2	0-0	1	0	0-0	0	
C.Hayward	5	1	0	6	0-0	0	0	0	0-0	1	D.Jones	1	1	0	2	0-0	0	0	0-0	0	
Q.Rollins	3	3	0	6	0-0	0	0	0	0-0	1	J.Elliott	1	0	0	1	0-0	0	0	0-0	0	
M.Daniels	4	1	2	5	0-0	0	0	0	0-0	0	M.Pennell	1	0	1	1	0-0	0	0	0-0	0	
S.Shields	3	2	0	5	0-0	0	0	0	0-0	1	B.Raji	0	1	0	1	0-0	0	0	0-0	0	
J.Peppers	3	1	2	4	1-8	1	1	0	0-0	0	L.Guion	0	0	0	0	0-0	1	0	0-0	0	
C.Matthews	2	2	0	4	0-0	0	0	0	0-0	0	Totals	50	16	10	66	3-15	3	1	1	0-0	3

Green Bay Packers													Detroit Lions																							
RUSHING			ATT		YDS		AVG		LG		TD		RUSHING			ATT		YDS		AVG		LG		TD												
A.Rodgers	4	27	6.8	17 1/2	1		A.Abdullah	13	67	5.2	36	0																								
J.Crockett	5	22	4.4	12	0		M.Stafford	2	22	11.0	12	0																								
J.Starks	9	15	1.7	6	0		J.Bell	8	5	0.6	6	0																								
E.Lacy	4	0.8	2	0	0		T.Ridick	1	4	4.0	4	0																								
R.Cobb	1	-1	-1.0	-1	0		G.Tate	1	3	3.0	3	0																								
Total	24	67	2.8	17	1		Total	25	101	4.0	36	0																								
PASSING			ATT		CMP		YDS		SKYD		TD		PASSING			ATT		CMP		YDS		SKYD		TD												
A.Rodgers	36	24	273	3/27	2	61 1/2	1	96.2	M.Stafford	35	23	220	3/15	2	29	0	102.1																			
Total	36	24	273	3/27	2	61 1/2	1	96.2	Total	35	23	220	3/15	2	29	0	102.1																			
INTERCEPTIONS			NO		YDS		AVG		LG		TD		INTERCEPTIONS			NO		YDS		AVG		LG		TD												
Total	0	0	0.0	0	0	0			G.Quinn	1	24	24.0	24	0	0																					
PUNTING			NO		YDS		AVG		NET		TB		IN20		LG		PUNTING			NO		YDS		AVG		NET		TB		IN20		LG				
T.Masthay	6	286	47.7	44.3	1	1	62		S.Martin	6	274	45.7	45.7	0	2	56																				
Total	6	286	47.7	44.3	1	1	62		Total	6	274	45.7	45.7	0	2	56																				
PUNT RETURNS			NO		YDS		AVG		FC		LG		TD		PUNT RETURNS			NO		YDS		AVG		FC		LG		TD								
M.Hyde	0	0	0.0	5	0	0			G.Tate	1	0	0.0	2	0	0																					
(downed)	1	0	0.0	0	0	0			(out of bounds)	2	0	0.0	0	0	0																					
Returns	0	0	0.0	5	0	0			(back)	1	0	0.0	0	0	0																					
KICK RETURNS			NO		YDS		AVG		FC		LG		TD		KICK RETURNS			NO		YDS		AVG		FC		LG		TD								
J.Janis	2	46	23.0	0	24	0			A.Abdullah	2	51	25.5	0	0	0																					
M.Hyde	1	15	15.0	0	15	0			(back)	2	0	0.0	0	0	0																					
(back)	3	0	0.0	0	0	0			Returns	2	51	25.5	0	0	0																					
Returns	3	61	20.3	0	24	0			Returns	2	51	25.5	0	0	0																					
FUMBLES			Fum		Lost		Rec		Yds		TD		FF		Rec		Yds		TD		FF		Rec		Yds		TD		FF		Rec		Yds		TD	
J.Starks	2	0	1	0	0	0	0	0	0	0	0	0	0																							
A.Rodgers	1	0	0	0	0	0	0	0	0	0	0	0	0																							
R.Cobb	0	0	1	0	0	0	0	0	0	0	0	0	0																							
C.Linsley	0	0	0	0	0	0	0	0	0	0	0	0	0																							
J.Peppers	0	0	0	0	0	0	0	0	0	0	0	0	0																							
J.Ryan	0	0	0	0	0	0	0	0	0	0	0	0	0																							
Total	3	0	3	0	1	1	1	0	0	0	0	0	0																							

Visitor										Home													
Packets										Lions													
TOTAL FIRST DOWNS										19	17	TOTAL RETURN YARDS (not inc. Kickoffs)										0	24
By Rushing										5	6	FGs - PATs had blocked										0	0
By Passing										11	11	Net Punting Average										44.3	45.7
By Penalty										3	0	No. and Yards Punt Returns										0	1
THIRD-DOWN EFFICIENCY										3-12-25%	6-16-38%	No. and Yards Kickoff Returns										3.61	2.51
FOURTH-DOWN EFFICIENCY										1-1-100%	1-1-100%	No. and Yards Interception Returns										0	1
TOTAL NET YARDS										313	306	PENALTIES Number and Yards										7.55	9-108
Total Offensive Plays										63	63	FUMBLES Number and Lost										3-0	1-1
Average gain per offensive play										5.0	4.9	TOUCHDOWNS										4	2
NET YARDS RUSHING										67	101	Rushing										1	0
Total Rushing Plays										24	25	Passing										2	2
Average gain per rushing play										2.8	4.0	Fumbles										1	0
Tackles for a loss-number and yards										6-12	7-14	EXTRA POINTS Made-Attempts										3-4	2-2
NET YARDS PASSING										246	205	Kicking Made-Attempts										3-3	2-2
Times thrown - yards lost att. to pass										3-27	3-15	Rushing Made-Attempts										0-1	0-0
Gross yards passing										273	220	FIELD GOALS Made-Attempts										0-1	3-3
PASS ATT-COMP-INT										36-24-1	35-23-0	RED-ZONE EFFICIENCY										3-4-75%	2-3-67%
Average gain per pass play										6.3	5.4	GOAL-TO-GO EFFICIENCY										1-1-100%	0-0-0%
KICKOFFS Number-In EZ-Touchbacks										4-4-2	6-5-3	SAFETIES										0	0
PUNTS Number and Average										6-47-7	6-45-7	FINAL SCORE										27	23
Had Blocked										0	0	TIME OF POSSESSION										26:56	33:04



Lambeau Field, Sunday, Dec. 13, 2015. Attendance: 78,369. Time: 3:07. W

GAME 13

He's calling the plays again in Green Bay. Eddie Lacy ran for 124 yards and a touchdown and fellow running back James Starks added two scores in the Packers' 28-7 win over the Dallas Cowboys.

With 435 yards and 29 first downs, the Packers (9-4) got better balance and production out of an offense that still struggled at times with penalties and short-yardage situations. The defense and running game came up with big plays in the fourth quarter.

The biggest change for the Packers this week was McCarthy taking back play-calling responsibility from associate head coach Tom Clements. He called it a tough personal decision to make with a long time assistant.

Dallas' touchdown came on Robert Turbin's 7-yard run midway through the third quarter to make it 14-7.

The Cowboys (4-9) suffered a setback to their chances of winning the mediocre NFC East

Aaron Rodgers threw for 218 yards and two scores. But all the Packers really needed from their star quarterback late in the game was to hand off the ball.

Lacy and Starks each had touchdown runs in the fourth quarter during the rainy evening

Dallas also had success on the ground, with Darren McAllen running for 111 yards on nine carries. Dallas rushed for 171 yards, and 80 came on four plays that led to Turbin's score.

But the Cowboys' passing game struggled.

Matt Cressel, stating his sixth game for the injured Tony Romo, was 13 of 29 for 114 yards. A pass that deflected on star receiver Dez Bryant's hands was intercepted in the end zone by Sam Shields in the first quarter.

Bryant was held to one catch for 9 yards. He had no other catches in the last season during the Cowboys' loss to the Packers.

The latest reversal wasn't as big a deal to Bryant.

Dallas was forced to punt. Green Bay scored on its next possession on Rodgers' 3-yard touchdown pass to tight end Richard Rodgers to make it 14-0 with 2:40 left in the second quarter.

That was it for Green Bay's offense until a 12-play, 84-yard drive in the fourth that ended with a 30-yard touchdown run from Starks on second and 25. The Packers gained 78 yards on nine carries on the series.

The Packers ran out the clock from there. Green Bay finished with 230 rushing yards on 44 carries, led by Lacy's 24 attempts

OFFICIALS — Referee: Brad Allen (122); Umpire: Fred Bryan (11); Head Linesman: Jim Mello (48); Line Judge: Thomas Symonette (100); Side Judge: Tom Hill (97); Field Judge: Doug Rosenbham (67); Back Judge: Shawn Hochuli (83); Replay Official: Jim Lapelina

STARTING LINEUPS

Dallas Cowboys	Green Bay Packers
Offense	Offense
Defense	Defense

WR	88	D Bryant	LDE	90	D Lawrence	WR	17	D Adams	DE	64	M Pernel
LT	77	T Smith	DT	98	T Crawford	LT	69	D Bakhtari	DE	90	B Rall
C	71	L Collins	DT	96	N Hayden	LG	71	J Stjon	DT	76	M Daniels
C	72	T Frederick	RDE	76	G Harvy	RG	73	J Treter	LOLB	96	M Neal
RG	70	Z Martin	MLB	55	R McCain	FG	70	T Lang	BLB	47	J Ryan
RT	68	D F'ree	WLB	50	S Lee	RT	75	B Blugaa	MLB	52	C Matthews
TE	82	J Witten	LCB	39	B Carr	WR	89	J Jones	ROLB	56	J Poppers
WR	83	T Williams	RCB	24	M McClorrie	WR	18	R Cobb	LCB	37	S Shields
CB	16	M Cassel	SS	42	B Church	QB	08	A Rodgers	CB	23	D Randall
RB	20	D Mcstradden	FS	31	B Jones	RB	27	E Layc	SS	42	M Burnett

GREEN BAY SUBSTITUTIONS	K-2 M.Crosby, P-8 T.Mestray, OB-16 S.Tozien, FB-22 A.Ripkowski, CB-24 Q.Rollins, CB-29 C.Hayward-S
H# 44 I.Luits	S 27 J.Wilcox H# 21 Hymond-Lix
32 C.Biano, DB-33 M.Hyde, CB-39 D.Goodson, LB-44 J.Starks, LB-49 J.Thomas, LB-51 N.Palmer, LS-61 B.Goode, TG-67 D.Bartley, G-79 J.Valker,	
TE-80 J.Perillo, TE-82 R.Rodgers, WR-83 J.Janis, WR-84 J.Abrahamers, TE-86 B.Backman, LB-91 J.Elliott, DE-95 D.Jones, DT-98 L.Glavin.	DID NOT PLAY
OB-95 G-65 L.Taylor, INACTIVES —OB-7 B.Hundley, CB-36 L.Gunter, RB-38 J.Crockett, LB-53 N.Perry, LB-55 A.Mulumba, C-63 C.Linsey,	
RB-88 T.Montgomery	

FIELD GOALS (made () & missed,

VISITOR:	Dallas Cowboys	1	2	3	4	OT	Total
HOME:	Green Bay Packers	0	14	0	0	0	28
Team	Qtr	Time	Play Description (Extra Point) (Drive Info)				Visitor
Packers	1	9:49	J.Starks 13 yd. pass from A.Rodgers (M.Crosby kick)	(9-48, 4:14)			7
Packers	2	2:40	R.Rodgers 3 yd. pass from A.Rodgers (M.Crosby kick)	(11-81, 4:14)			0
Cowboys	3	8:25	R.Turpin 7 yd. run (D.Bailey kick)	(4-80, 2:07)			14
Packers	4	4:44	J.Starks 30 yd. run (M.Crosby kick)	(12-84, 6:34)			21
Packers	4	2:46	E.Lacy 1 yd. run (M.Crosby kick)	(4-38, 0:25)			7
							28

GREEN BAY DEFENSIVE STATISTICS (official)

	UT	A	TEL	T	Sck	QBH	EF	ER	Int	PD
C Matthews	5	3	1	8	1+8	1	0	0	0+0	0
J Ryan	3	2	0	6	0+0	0	0	0	0+0	0
H Clinton-Dix	3	2	0	5	0+0	0	0	0	0+0	0
M Hyde	4	0	0	4	0+0	0	0	0	0+0	0
O Rollins	4	0	0	4	0+0	0	0	0	0+0	0
C Hayward	3	1	0	4	0+0	0	0	0	0+0	0
L Guiton	1	3	0	4	0+0	0	0	0	0+0	0
M Pennell	3	0	1	3	0+0	0	0	0	0+0	0
M Elliott	2	0	1	2	1-7	1	0	0	0+0	1
	UT	A	TEL	T	Sck	QBH	EF	ER	Int	PD
S Shields	2	0	0	2	0+0	0	0	0	0+0	2
M Burnett	1	1	0	2	0+0	1	0	0	0+0	0
J Peppers	1	0	0	1	0+0	0	0	0	0+0	0
D Randall	1	0	0	1	0+0	0	0	0	0+0	1
D Jones	0	1	0	1	0+0	1	0	0	0+0	1
M Neal	0	1	0	1	0+0	1	0	0	0+0	0
J Thomas	0	0	0	0	0+0	1	0	0	0+0	1
Totals	33	15	3	48	2-15	5	0	0	1-0	6

Dallas Cowboys													Green Bay Packers												
RUSHING		ATT	YDS	AVG	LG	TD	PASSING		ATT	YDS	AVG	LG	TD												
D.McFadden	9	111	12.3	50	0	Elacy	24	124	5.2	24	1	1													
R.Turbin	7	51	7.3	22	0	J.Starks	11	71	6.5	30t	0	0													
M.Cassel	3	6	2.0	3	0	A.Rodgers	3	27	9.0	16	0	0													
L.Whitehead	1	3	3.0	3	0	R.Cobb	3	9	3.0	8	0	0													
						J.Kuhn	1	2	2.0	2	0	0													
Total	20	171	8.6	50	1	S.Tolzlen	2	-3	-1.5	-1	0	2													
						Total	44	230	5.2	30	2	2													
PASSING		ATT	CMP	YDS	SK/YD	TD	LG	IN	RT																
M.Cassel	29	13	114	2/15	0	19	1	41.5																	
Total	29	13	114	2/15	0	19	1	41.5																	
PASS RECEIVING		NO	YDS	AVG	LG	TD																			
T.White	5	40	8.0	10	0	R.Cobb	8	81	10.1	17	0	0													
J.Williams	3	38	12.7	19	0	J.Starks	4	49	12.3	16	0	0													
C.Besley	3	25	8.3	12	0	A.Rodgers	4	32	8.0	13t	1	1													
D.Bryan	3	20	6.7	16	0	E.Kuhn	2	12	6.0	8	0	0													
L.Whitehead	1	2	2.0	2	0	Elacy	1	14	14.0	14	0	0													
						R.Rodgers	3	3	3.0	3	1	1													
Total	19	200	10.5	22	1	J.Penillo	1	3	3.0	3	0	0													
						Total	22	218	9.9	24	2	2													
INTERCEPTIONS		NO	YDS	AVG	LG	TD																			
Total	0	0	0.0	0	0	S.Shields	1	0	0.0	0	0	0													
PUNTING		NO	YDS	AVG	NET	TB	IN20	LG																	
C.Jones	7	325	46.4	44.6	0	3	55	53																	
Total	7	325	46.4	44.6	0	3	55	53																	
PUNT RETURNS		NO	YDS	AVG	FC	LG	TD																		
L.Whitehead	3	-6	-2.0	2	-2	0	M.Hyde	4	13	3.3	0	9													
(Track)	1	0	0.0	0	0	0	(out of bounds)	3	0	0.0	0	0													
Returns	3	-6	62.0	2	0	0	Returns	4	13	3.3	0	9													
KICK RETURNS		NO	YDS	AVG	FC	LG	TD																		
L.Whitehead	1	22	22.0	0	22	0	J.Liams	2	40	20.0	0	21													
(Track)	4	0	0.0	0	0	0	Returns	2	40	20.0	0	21													
Returns	1	22	22.0	0	22	0	Total	0	0	0	0	0													
OWN		OPP																							
FUMBLES		Fum	Lost	Rec	Yds	TD	FF	Rec	Yds	TDBs	OUT														
Bbs		1	0	0	0	0	0	0	0	0	0	1													
TOTAL FIRST DOWNS		Visitor	Home																						
		11	29																						
By Rushing	5	15																							
By Passing	5	12																							
By Penalty	1	2																							
THIRD-DOWN EFFICIENCY	1-11-9%	7-14-50%																							
FOURTH-DOWN EFFICIENCY	0-2-0%	0-1-0%																							
TOTAL NET YARDS	270	435																							
Total Offensive Plays	51	81																							
Average gain per offensive play	5.3	5.4																							
NET YARDS RUSHING	171	230																							
Total Rushing Plays	20	44																							
Average gain per rushing play	8.6	5.2																							
Tackles for a loss-number and yards	1-1	6-14																							
NET YARDS PASSING	99	2-13																							
Times thrown - yards lost att. to pass	2-15	2-13																							
Gross yards passing	114	218																							
PASS ATT-COMP-INT	29-13-1	35-22-0																							
Average gain per pass play	3.2	5.5																							
KICKOFFS Number-In EZ-Touchbacks	2-2-0	5-5-4																							
PUNTS Number and Average	7-46/4	6-47/0																							
Had Blocked	0	0																							

Dallas Cowboys													Green Bay Packers												
RUSHING		ATT	YDS	AVG	LG	TD	PASSING		ATT	YDS	AVG	LG	TD												
D.McFadden	9	111	12.3	50	0	Elacy	24	124	5.2	24	1	1													
R.Turbin	7	51	7.3	22	0	J.Starks	11	71	6.5	30t	0	0													
M.Cassel	3	6	2.0	3	0	A.Rodgers	3	27	9.0	16	0	0													
L.Whitehead	1	3	3.0	3	0	R.Cobb	3	9	3.0	8	0	0													
						J.Kuhn	1	2	2.0	2	0	0													
Total	20	171	8.6	50	1	S.Tolzlen	2	-3	-1.5	-1	0	2													
						Total	44	230	5.2	30	2	2													
PASSING		ATT	CMP	YDS	SK/YD	TD	LG	IN	RT																
M.Cassel	29	13	114	2/15	0	19	1	41.5																	
Total	29	13	114	2/15	0	19	1	41.5																	
PASS RECEIVING		NO	YDS	AVG	LG	TD																			
T.White	5	40	8.0	10	0	R.Cobb	8	81	10.1	17	0	0													
J.Williams	3	38	12.7	19	0	J.Starks	4	49	12.3	16	0	0													
C.Besley	3	25	8.3	12	0	A.Rodgers	4	32	8.0	13t	1	1													
D.Bryan	3	20	6.7	16	0	E.Kuhn	2	12	6.0	8	0	0													
L.Whitehead	1	2	2.0	2	0	Elacy	1	14	14.0	14	0	0													
						R.Rodgers	3	3	3.0	3	1	1													
Total	19	200	10.5	22	1	J.Penillo	1	3	3.0	3	0	0													
						Total	22	218	9.9	24	2	2													
INTERCEPTIONS		NO	YDS	AVG	LG	TD																			
Total	0	0	0.0	0	0	S.Shields	1	0	0.0	0	0	0													
PUNTING		NO	YDS	AVG	NET	TB	IN20	LG																	
C.Jones	7	325	46.4	44.6	0	3	55	53																	
Total	7	325	46.4	44.6	0	3	55	53																	
PUNT RETURNS		NO	YDS	AVG	FC	LG	TD																		
L.Whitehead	3	-6	-2.0	2	-2	0	M.Hyde	4	13	3.3	0	9													
(Track)	1	0	0.0	0	0	0	(out of bounds)	3	0	0.0	0	0													
Returns	3	-6	62.0	2	0	0	Returns	4	13	3.3	0	9													
KICK RETURNS		NO	YDS	AVG	FC	LG	TD																		
L.Whitehead	1	22	22.0	0	22	0	J.Liams	2	40	20.0	0	21													
(Track)	4	0	0.0	0	0	0	Returns	2	40	20.0	0	21													
Returns	1	22	22.0	0	22	0	Total	0	0	0	0	0													
OWN		OPP																							
FUMBLES		Fum	Lost	Rec	Yds	TD	FF	Rec	Yds	TDBs	OUT														
Bbs		1	0	0	0	0	0	0	0	0	0	1													
TOTAL FIRST DOWNS		Visitor	Home																						
		11	29																						
By Rushing	5	15																							
By Passing	5	12																							
By Penalty	1	2																							
THIRD-DOWN EFFICIENCY	1-11-9%	7-14-50%																							
FOURTH-DOWN EFFICIENCY	0-2-0%	0-1-0%																							
TOTAL NET YARDS	270	435																							
Total Offensive Plays	51	81																							
Average gain per offensive play	5.3	5.4																							
NET YARDS RUSHING	171	230																							
Total Rushing Plays	20	44																							
Average gain per rushing play	8.6	5.2																							
Tackles for a loss-number and yards	1-1	6-14																							
NET YARDS PASSING	99	2-13																							
Times thrown - yards lost att. to pass	2-15	2-13																							
Gross yards passing	114	218																							
PASS ATT-COMP-INT	29-13-1	35-22-0																							
Average gain per pass play	3.2	5.5																							
KICKOFFS Number-In EZ-Touchbacks	2-2-0	5-5-4																							
PUNTS Number and Average	7-46/4	6-47/0																							
Had Blocked	0	0																							



2015 UPDATED BIOGRAPHIES

THROUGH WEEK 14

84 Jared Abbrederis, WR, 2nd Year, Wisconsin

- Spent his entire rookie season on injured reserve in 2014 after sustaining a season-ending knee injury early in training camp.
- Finished his career at Wisconsin tied for the school record for receptions (202) and ranked No. 2 all-time in receiving yards (3,140) and TD catches (23).
- Caught a school-record 78 passes for 1,081 yards (13.9 avg.) and seven TDs as a senior in 2013, just the fourth 1,000-yard receiving season in Badgers history, on his way to being named a first-team All-Big Ten selection.

2015 SEASON: Has played in five games, dressed but did not play in another and was inactive for one...Has five catches for 73 yards (14.6 avg.)...Has returned two kickoffs for 52 yards (26.0 avg.)...Was signed to the 53-man roster on Oct. 3 after spending the first three games on the team's practice squad.

- ▶ **at San Francisco 49ers (Oct. 4):** Dressed, but did not play.
- ▶ **vs. St. Louis Rams (Oct. 11):** Made his NFL debut, appearing on the final snap of the game as the Packers ran out the clock.
- ▶ **vs. San Diego Chargers (Oct. 18):** Played three snaps on offense and also took over as the kickoff returner after WR Ty Montgomery departed in the second quarter due to an ankle injury...Posted a 30-yard return on his first career return on the opening kick of the second half.
- ▶ **at Denver Broncos (Nov. 1):** Had a 22-yard kickoff return in the fourth quarter.
- ▶ **at Carolina Panthers (Nov. 8):** Played three snaps on offense and six on special teams.
- ▶ **vs. Detroit Lions (Nov. 15):** Posted the first catches of his career, finishing with four receptions for 57 yards (14.3 avg.), highlighted by his 32-yard grab with just over six minutes remaining in the game...On the play, made an out-and-up move on LB Tahir Whitehead to get open down the sideline as a scrambling QB Aaron Rodgers found him at the Detroit 4...Fumbled out of bounds on the play after absorbing a hit in the back from S Glover Quin that would force him to exit the game, but the play was ruled a catch...His first career catch came in the second quarter when he beat CB Quandre Diggs on a 15-yard reception down the left sideline to convert a third-and-1.
- ▶ **at Minnesota Vikings (Nov. 22):** Inactive (rib/chest).
- ▶ **vs. Chicago Bears (Nov. 26):** Inactive (rib/chest).
- ▶ **at Detroit Lions (Dec. 3):** Played 16 snaps and had a 16-yard reception.
- ▶ **vs. Dallas Cowboys (Dec. 13):** Appeared on 14 plays on offense.

17 Davante Adams, WR, 2nd Year, Fresno State

- Played in all 16 games with 11 starts as a rookie in 2014, hauling in 38 receptions for 446 yards (11.7 avg.) and three TDs.
 - Registered 121 receiving yards in the Week 13 win vs. New England, the most by a Green Bay rookie since WR Sterling Sharpe's 124-yard effort vs. Detroit on Nov. 20, 1988.
 - Set franchise postseason single-game records for the most catches and receiving yards by a rookie when he posted seven grabs for 117 yards (16.7 avg.) and a TD in the NFC Divisional playoff victory vs. Dallas.
- 2015 SEASON:** Has started all nine games he has played in and has 38 receptions for 355 yards (9.3 avg.) and a TD...Was inactive for three games (Weeks 4-6) due to an ankle injury.

- ▶ **at Chicago Bears (Sept. 13):** Started and led the team with 59 receiving yards on four catches (14.8 avg.), highlighted by his 25-yard sideline grab early in the third quarter down to the Chicago 6 that set up QB Aaron Rodgers' 1-yard TD pass to WR James Jones two plays later...Added a 21-yard grab in the second quarter...With 34 seconds remaining and the Packers leading 31-23, fielded K Robbie Gould's onside kick at the Chicago 46 to seal the victory.
- ▶ **vs. Seattle Seahawks (Sept. 20):** Started and played 56 snaps, leaving the game in the second quarter due to an ankle injury but later returning to the field...Caught five passes for 33 yards (6.6 avg.).
- ▶ **vs. Kansas City Chiefs (Sept. 28):** Was limited to just three snaps

after reaggravating the ankle injury on the first possession of the game as he went up for a pass attempt on third down.

- ▶ **at San Francisco 49ers (Oct. 4):** Inactive (ankle), the first game he had missed in his career due to injury.
- ▶ **vs. St. Louis Rams (Oct. 11):** Inactive (ankle).
- ▶ **vs. San Diego Chargers (Oct. 18):** Inactive (ankle).
- ▶ **at Denver Broncos (Nov. 1):** Returned to action, appearing on 51 of 53 plays...Caught one pass for 8 yards.
- ▶ **at Carolina Panthers (Nov. 8):** Posted a team-leading seven catches for 93 yards (13.3 avg.), with four of the receptions going for first downs...Had a 40-yard catch down to the Carolina 9 on the final play of the first half as time expired, the second-longest catch of his career, as he came back to make the catch with CB Charles Tillman covering him...Caught his first career two-point conversion in the fourth quarter, making the grab with Tillman blanketing him in coverage.
- ▶ **vs. Detroit Lions (Nov. 15):** Led the team with a career-high 10 receptions for 79 yards (7.9 avg.), the most catches by a Packer in a game this season...Four of the receptions came on Green Bay's opening drive of the game, one that was capped off with a 44-yard Mason Crosby FG...On the Packers' final drive, caught a 12-yard pass over the middle on third-and-10 to help set up Crosby's game-winning FG attempt that would fall short.
- ▶ **at Minnesota Vikings (Nov. 22):** Played 61 snaps and caught three passes for 36 yards (12.0 avg.)...Two of the receptions went for first downs, including a 16-yard grab late in the third quarter on a drive capped off by WR James Jones' 27-yard TD catch.
- ▶ **vs. Chicago Bears (Nov. 26):** Appeared on 69 plays and had two catches for 14 yards (7.0 avg.).
- ▶ **at Detroit Lions (Dec. 3):** Played 64 of 67 snaps and posted four receptions for 21 yards (5.3 avg.), highlighted by his first TD catch of the season, an 8-yarder in the third quarter that cut Detroit's lead to 20-14...On third-and-6 from the 8, made an inside move on LB Josh Byrnes and found room in the back of the end zone to make the catch.
- ▶ **vs. Dallas Cowboys (Dec. 13):** Played 71 snaps and caught two passes for 12 yards (6.0 avg.).

86 Kennard Backman, TE, Rookie, Alabama-Birmingham

- Started 37 of 48 games played in his four-year career at the University of Alabama-Birmingham.
 - Finished his career with 96 receptions for 979 yards (10.2 avg.) and seven touchdowns. Registered at least one catch in 25 of his final 26 games.
 - Set career highs in starts (12), receptions (team-high 39) and receiving yards (399) as a senior, earning second-team All-Conference USA honors.
- 2015 SEASON:** Has played in six games, dressed but did not play in one contest and has been inactive for six others (Weeks 1-3, 8-10).
- ▶ **at Chicago Bears (Sept. 13):** Inactive (healthy scratch).
 - ▶ **vs. Seattle Seahawks (Sept. 20):** Inactive (healthy scratch).
 - ▶ **vs. Kansas City Chiefs (Sept. 28):** Inactive (healthy scratch).
 - ▶ **at San Francisco 49ers (Oct. 4):** Made his NFL debut, appearing on three plays on offense.
 - ▶ **vs. St. Louis Rams (Oct. 11):** Played three snaps on offense.
 - ▶ **vs. San Diego Chargers (Oct. 18):** Dressed, but did not see any action.
 - ▶ **at Denver Broncos (Nov. 1):** Inactive (healthy scratch).
 - ▶ **at Carolina Panthers (Nov. 8):** Inactive (healthy scratch).
 - ▶ **vs. Detroit Lions (Nov. 15):** Inactive (healthy scratch).
 - ▶ **at Minnesota Vikings (Nov. 22):** Played six snaps on special teams and two on offense.
 - ▶ **vs. Chicago Bears (Nov. 26):** Appeared on 10 plays on special teams.
 - ▶ **at Detroit Lions (Dec. 3):** Played 10 snaps on special teams and one on offense.
 - ▶ **vs. Dallas Cowboys (Dec. 13):** Appeared on offense on the final two plays of the game as the Packers ran out the clock.

69 David Bakhtiari, T, 3rd Year, Colorado

• Has started all 45 regular-season games at left tackle for the Packers in his first three seasons in the league and was named a Pro Bowl alternate in 2014.

• In 2013, became the first rookie to start every game at LT for Green Bay since the league went to a 16-game schedule in 1978.

• By starting at San Francisco in the 2013 season opener, he became just the fourth Green Bay rookie to start at LT in Week 1 since the 1970 AFL-NFL merger and the first since Ken Ruettggers in 1985.

2015 SEASON: Has started all 13 games at LT...Part of a line that has helped the Packers rank No. 1 in the league in giveaways (nine), No. 1 in zero-giveaway games (eight), No. 8 in rushing (120.8 ypg) and No. 12 in scoring (24.4 ppg)...Has helped the offense register eight games with 120-plus rushing yards, which is tied for No. 3 in the NFL.

► **at Chicago Bears (Sept. 13):** Started at LT and played all 60 snaps as the offensive line didn't allow a sack of QB Aaron Rodgers...Protected Rodgers as he threw for 189 yards and three TDs on 18-of-23 passing for a 140.5 passer rating...Helped clear holes for a ground game that produced 133 yards on 30 carries (4.4 avg.), highlighted by RB Eddie Lacy's 85 yards on 19 attempts (4.5 avg.).

► **vs. Seattle Seahawks (Sept. 20):** Started at LT and played all 71 snaps...Helped protect Rodgers as he connected on 25 of 33 passes for 249 yards and two TDs with no INTs for a 116.9 passer rating...With Lacy departing after just eight snaps due to an ankle injury, helped clear holes for RB James Starks as he racked up 95 yards on 20 carries (4.8 avg.)...With 127 yards as a team on 29 attempts (4.4 avg.), it marked the first time since 2004 that the Packers posted 125-plus rushing yards in both of the first two games.

► **vs. Kansas City Chiefs (Sept. 28):** Started at LT and played all 76 snaps...Protected Rodgers as the line allowed just one sack to a Kansas City defense that had registered eight sacks in the first two games...Helped give Rodgers time to complete 24 of 35 passes for 333 yards and five TDs with no INTs, the fourth game of his career with five-plus TD passes, a franchise record...Also helped clear holes for a rushing attack that delivered 123 yards on 32 attempts (3.8 avg.).

► **at San Francisco 49ers (Oct. 4):** Started at LT and played all 73 snaps, helping the Packers rush for a season-high 162 yards and a TD on 33 attempts (4.9 avg.)...It marked the fourth straight 120-yard rushing effort by the Packers, the first time they had cleared that mark in each of the first four games since 1971...Helped the Packers control the clock for 36:34.

► **vs. St. Louis Rams (Oct. 11):** Started at LT and appeared on all 62 snaps...Part of a line that gave up just two sacks to a St. Louis defense that entered the game tied for No. 2 in the league in the category with 17 in the first four contests.

► **vs. San Diego Chargers (Oct. 18):** Started at LT and played all 53 snaps...Helped the Packers post 133 rushing yards on just 17 carries, a 7.8-yard average that was the best by Green Bay since Oct. 10, 2010, at Washington (9.2, 17-157)...Helped clear the way for Starks' 112 yards on just 10 carries (11.2 avg.), the best yards-per-carry average by an NFL back this season (min. 10 att.).

► **at Denver Broncos (Nov. 1):** Started at LT and appeared on all 53 plays.

► **at Carolina Panthers (Nov. 8):** Started at LT and played all 77 snaps...Helped protect Rodgers as he threw for a season-high 369 yards and four TDs on 25-of-48 passing.

► **vs. Detroit Lions (Nov. 15):** Started at LT and played 57 snaps, departing the game early in the fourth quarter due to a knee injury and did not return...Helped protect Rodgers as he completed a career-high 35 passes and threw for 333 yards, his second straight 300-yard game.

► **at Minnesota Vikings (Nov. 22):** Started at LT and played all 77 snaps, helping clear holes for Lacy as he rushed for a season-high 100 yards on 22 carries (4.5 avg.)...Part of a line that allowed just two sacks of Rodgers as he threw for 212 yards and two TDs with no INTs.

► **vs. Chicago Bears (Nov. 26):** Started at LT and played all 78 snaps...Helped the offense rack up a season-high 177 yards rushing on 28 carries (6.3 avg.), the best yardage total on the ground by Green Bay since

the team posted 179 yards vs. Atlanta in Week 14 last season...Blocked for Lacy as he registered a season-high 105 yards rushing on 17 carries (6.2 avg.), the first Green Bay RB to register back-to-back 100-yard rushing games since Ahman Green in 2006 (three straight).

► **at Detroit Lions (Dec. 3):** Started and played 66 of 67 snaps, leaving the game for one play early in the fourth quarter due to a knee injury...Protected Rodgers as he threw for 273 yards and two TDs with one INT on 24-of-36 passing.

► **vs. Dallas Cowboys (Dec. 13):** Started and played all 87 snaps, helping the Packers record season highs for rushing yards (230), first downs (29) and time of possession (37:48)...The 230 rushing yards on a season-high 44 attempts (5.2 avg.) were the most by Green Bay in a game since Nov. 29, 2004, vs. St. Louis (231 yards on 28 carries)...Helped block for a pair of 70-yard rushers in Lacy (season-high 124 yards and a TD on 24 carries) and Starks (71 yards and a TD on 11 attempts)...The Packers' 435 yards of total offense was their second-highest total of the season and the most since Week 3 vs. Kansas City (448).

32 Chris Banjo, S, 2nd Year, Southern Methodist

• Finished the 2014 season on the active roster, recording three special teams tackles in the final three regular-season games. Tied for second on the team with three special teams tackles in two postseason contests. Spent the first 13 games of the 2014 season on the practice squad.

• Appeared in 16 games with one start as a rookie in 2013, recording 15 tackles (12 solo) and a pass defended. Finished second on the team with 10 tackles on special teams.

• Was one of three rookie free agents to make the 2013 opening-day roster after a strong preseason that saw him rank fifth on the team with 10 tackles (nine solo) and a sack.

2015 SEASON: Has appeared in all 13 games with one start...Has posted four solo tackles and a pass defended on defense...Leads the team with 17 tackles on special teams.

► **at Chicago Bears (Sept. 13):** Played 14 snaps on special teams.

► **vs. Seattle Seahawks (Sept. 20):** Appeared on 19 plays on special teams and recorded a tackle.

► **vs. Kansas City Chiefs (Sept. 28):** Started the second game of his NFL career as the Packers opened up with three safeties...Appeared on 33 plays on defense and registered two solo tackles and a pass defended...On the Chiefs' second possession of the game, made a two-handed deflection of QB Alex Smith's pass intended for WR Jeremy Maclin on third down near the sideline to force a three-and-out...Was tied for the team lead and matched his career high with three tackles on special teams

► **at San Francisco 49ers (Oct. 4):** Played 19 snaps on special teams, which was tied for the team high, and four on defense...Registered a team-high two tackles on special teams.

► **vs. St. Louis Rams (Oct. 11):** Played 31 snaps on defense and recorded a solo tackle...Also was tied for the team lead with 22 snaps on special teams and registered a tackle.

► **vs. San Diego Chargers (Oct. 18):** Led the team with three tackles on special teams, which matched his career high...Posted a stop of WR Jacoby Jones for a 2-yard loss on a third-quarter punt return when he brought him down at the San Diego 21...Also played 18 snaps on defense and registered a solo tackle.

► **at Denver Broncos (Nov. 1):** Registered two tackles on special teams, tying for the team lead.

► **at Carolina Panthers (Nov. 8):** Played 27 snaps on special teams and registered a tackle.

► **vs. Detroit Lions (Nov. 15):** Appeared on 26 plays on special teams and one on defense.

► **at Minnesota Vikings (Nov. 22):** Played 23 snaps on special teams and registered two tackles, tying for the team lead...Also appeared on six defensive plays.

► **vs. Chicago Bears (Nov. 26):** Appeared on 23 plays on special teams and eight on defense.

► **at Detroit Lions (Dec. 3):** Played 22 snaps on special teams and registered a tackle.

► **vs. Dallas Cowboys (Dec. 13):** Appeared on 20 plays on special teams and registered a tackle.

67 Don Barclay, T/G, 4th Year, West Virginia

- Missed the entire 2014 campaign after sustaining a season-ending knee injury in practice on Aug. 5, 2014.
- Started a career-high 14 games at right tackle in 2013.
- Appeared in all 16 contests in 2012, the only Green Bay rookie on the offensive side of the ball to do so, and opened the final four regular-season games and both playoff contests at RT.

2015 SEASON: Has played in all 13 games with four starts at RT (Weeks 2-4, 13).

► **at Chicago Bears (Sept. 13):** Played five snaps on special teams, appearing on the line on extra points and K Mason Crosby's lone FG of the afternoon.

► **vs. Seattle Seahawks (Sept. 20):** Started at RT in place of an injured Bryan Bulaga (knee) and played all 71 snaps, his first start since the 2013 season finale at Chicago...Helped protect Rodgers as he connected on 25 of 33 passes for 249 yards and two TDs with no INTs for a 116.9 passer rating...With RB Eddie Lacy exiting the game after just eight snaps due to an ankle injury, helped clear holes for RB James Starks as he racked up 95 yards on 20 carries (4.8 avg.).

► **vs. Kansas City Chiefs (Sept. 28):** Started at RT and played all 76 snaps...Protected Rodgers as the line allowed just one sack to a Kansas City defense that had registered eight sacks in the first two games...Was matched up with three-time Pro Bowl LB Justin Houston for much of the evening and did not allow him to record a sack...Helped give Rodgers time to complete 24 of 35 passes for 333 yards and five TDs with no INTs, the fourth game of his career with five-plus TD passes, a franchise record...Also helped clear holes for a rushing attack that delivered 123 yards on 32 attempts (3.8 avg.).

► **at San Francisco 49ers (Oct. 4):** Started at RT for the third straight game and played all 73 snaps, helping the Packers rush for a season-high 162 yards and a TD on 33 attempts (4.9 avg.)...It marked the fourth straight 120-yard rushing effort by the Packers, the first time they had cleared that mark in each of the first four games since 1971...Helped the Packers control the clock for a season-high 36:34.

► **vs. St. Louis Rams (Oct. 11):** Played six snaps at RG in the first half in place of an injured T.J. Lang (knee), and also played five snaps on special teams.

► **vs. San Diego Chargers (Oct. 18):** Appeared on nine plays on special teams.

► **at Denver Broncos (Nov. 1):** Played the final two snaps of the game at RG in place of Lang (coach's decision), and appeared on eight plays on special teams.

► **at Carolina Panthers (Nov. 8):** Played 11 snaps on special teams.

► **vs. Detroit Lions (Nov. 15):** Played the final 30 offensive snaps at LT, the first action of his career at the position during his time in Green Bay...Entered the game early in the fourth quarter after David Bakhtiari departed due to a knee injury.

► **at Minnesota Vikings (Nov. 22):** Played nine snaps on special teams.

► **vs. Chicago Bears (Nov. 26):** Played 17 snaps at RT, entering the game midway through the fourth quarter in place of an injured Bulaga (ankle).

► **at Detroit Lions (Dec. 3):** Started at RT in place of an injured Bulaga (ankle), appearing on all 67 snaps...Protected Rodgers as he threw for 273 yards and two TDs with one INT on 24-of-36 passing.

► **vs. Dallas Cowboys (Dec. 13):** Played seven snaps on special teams.

58 Sam Barrington, LB, 3rd Year, South Florida

- Started seven of 14 games played in 2014 (four at MLB, three at BLB) and recorded 68 tackles, one sack, four QB hits, five pressures and two passes defended as well as three tackles on special teams.
- Led Green Bay in both tackles (15) and solo tackles (12) in the 2014 postseason.
- Appeared in seven games as a rookie in 2013, seeing time exclusively on special teams before sustaining a season-ending hamstring injury vs. Chicago in Week 9.

2015 SEASON: Started in Week 1 at Chicago, but saw his season come to an end due to an ankle injury sustained in the game...Was placed on injured reserve on Sept. 15.

► **at Chicago Bears (Sept. 13):** Started at BLB, but departed the game in the first quarter due to an ankle injury that would end his season...Recorded one solo tackle.

93 Josh Boyd, DT, 3rd Year, Mississippi State

• Played in 15 games with four starts in 2014, recording 34 tackles (18 solo), four QB hits and four pressures. Also started one of two postseason contests.

• Appeared in nine games as a rookie in 2013, seeing increased playing time down the stretch as he was active for the final seven contests.

• Posted eight tackles (four solo) on the season, with an additional two tackles (one solo) in the NFC Wild Card game vs. San Francisco.

2015 SEASON: Played in two games, seeing time on defense and special teams...Was placed on injured reserve (ankle) on Sept. 21.

► **at Chicago Bears (Sept. 13):** Played 23 snaps on defense, registering one solo tackle, and five snaps on special teams.

► **vs. Seattle Seahawks (Sept. 20):** Played three snaps on defense and two on special teams, but sustained an ankle injury in the second quarter that sidelined him for the remainder of the game and would end his season.

75 Bryan Bulaga, T, 6th Year, Iowa

• Started all 15 games he appeared in last season, a career high, and helped the offense rank No. 1 in the league in scoring (30.4 ppg), No. 6 in yards per game (386.1) and tied for No. 1 in giveaways with a franchise-record 13.

• Played in 37 games with 33 starts at right tackle in his first three seasons as a pro.

2015 SEASON: Has started at RT in the nine games he has played in...Was sidelined for three games (Weeks 2-4) due to a knee injury sustained in practice and the Week 13 contest due to an ankle injury...Part of a line that has helped the Packers rank No. 1 in the league in giveaways (nine), No. 1 in zero-giveaway games (eight), No. 8 in rushing (120.8 ypg) and No. 12 in scoring (24.4 ppg)...Has helped the offense register eight games with 120-plus rushing yards, which is tied for No. 3 in the NFL.

► **at Chicago Bears (Sept. 13):** Started at RT and played all 60 snaps as the offensive line didn't allow a sack of QB Aaron Rodgers...Protected Rodgers as he threw for 189 yards and three TDs on 18-of-23 passing for a 140.5 passer rating...Helped clear holes for a ground game that produced 133 yards on 30 carries (4.4 avg.), highlighted by RB Eddie Lacy's 85 yards on 19 attempts (4.5 avg.).

► **vs. Seattle Seahawks (Sept. 20):** Inactive due to a knee injury sustained in practice on Sept. 16.

► **vs. Kansas City Chiefs (Sept. 28):** Inactive (knee).

► **at San Francisco 49ers (Oct. 4):** Inactive (knee).

► **vs. St. Louis Rams (Oct. 11):** Returned to action, starting at RT and appearing on all 62 snaps...Part of a line that gave up just two sacks to a St. Louis defense that entered the game tied for No. 2 in the league in the category with 17 in the first four contests.

► **vs. San Diego Chargers (Oct. 18):** Started at RT and played all 53 snaps...Helped the Packers post 133 rushing yards on just 17 carries, a 7.8-yard average that was the best by Green Bay since Oct. 10, 2010, at Washington (9.2, 17-157)...Helped clear the way for RB James Starks' 112 yards on just 10 carries (11.2 avg.), the best yards-per-carry average by an NFL back this season (min. 10 att.)...On Green Bay's first offensive snap, sealed OLB Jerry Attaochu to help clear a lane for Starks on a toss play that picked up 25 yards.

► **at Denver Broncos (Nov. 1):** Started at RT and appeared on all 53 plays.

► **at Carolina Panthers (Nov. 8):** Started at RT and played all 77 snaps...Helped protect Rodgers as he threw for a season-high 369 yards and four TDs on 25-of-48 passing.

► **vs. Detroit Lions (Nov. 15):** Started at RT and played all 87 snaps...Helped protect Rodgers as he completed a career-high 35 passes and threw for 333 yards, his second straight 300-yard game.

► **at Minnesota Vikings (Nov. 22):** Started at RT and played all 77 snaps, helping clear holes for Lacy as he rushed for a season-high 100 yards on 22 carries (4.5 avg.)...Part of a line that allowed just two sacks of Rodgers as he threw for 212 yards and two TDs with no INTs.

► **vs. Chicago Bears (Nov. 26):** Started at RT and played 61 snaps before departing midway through the fourth quarter due to an ankle injury...Helped the offense rack up a season-high 177 yards rushing on 28 carries (6.3 avg.), the best yardage total on the ground by Green Bay since the team posted 179 yards vs. Atlanta in Week 14 last season...Blocked for Lacy as he registered a season-high 105 yards rushing on 17 carries (6.2 avg.), the first Green Bay RB to register back-to-back 100-yard rushing games since Ahman Green in 2006 (three straight).

► **at Detroit Lions (Dec. 3):** Inactive (ankle).

► **vs. Dallas Cowboys (Dec. 13):** Started and played all 87 snaps, helping the Packers record season highs for rushing yards (230), first downs (29) and time of possession (37:48)...The 230 rushing yards on a season-high 44 attempts (5.2 avg.) were the most by Green Bay in a game since Nov. 29, 2004, vs. St. Louis (231 yards on 28 carries)...Helped block for a pair of 70-yard rushers in Lacy (season-high 124 yards and a TD on 24 carries) and Starks (71 yards and a TD on 11 attempts)...The Packers' 435 yards of total offense was their second-highest total of the season and the most since Week 3 vs. Kansas City (448).

42 Morgan Burnett, S, 6th Year, Georgia Tech

• Has started 74 games (including playoffs) between the two safety positions since 2011.

• Recorded his fourth straight 100-tackle season in 2014 with a team-high 125 tackles (99 solo).

• Is the only Packer to surpass 100 tackles each of the last four seasons (2011-14).

2015 SEASON: Has played in and started eight games, and has 45 tackles (32 solo), two forced fumbles (tied for team lead), three QB hits, a pressure and two passes defended...Was inactive for five contests (Weeks 2-6) due to a calf injury.

► **at Chicago Bears (Sept. 13):** Inactive (calf).

► **vs. Seattle Seahawks (Sept. 20):** Returned to action, starting at SS...Was one of four defenders to play all 60 snaps on the evening...Registered two solo tackles and helped limit RB Marshawn Lynch to just 41 yards on 15 carries (2.7 avg.).

► **vs. Kansas City Chiefs (Sept. 28):** Inactive (calf), reaggravating the injury during practice on Sept. 25.

► **at San Francisco 49ers (Oct. 4):** Inactive (calf).

► **vs. St. Louis Rams (Oct. 11):** Inactive (calf).

► **vs. San Diego Chargers (Oct. 18):** Inactive (calf).

► **at Denver Broncos (Nov. 1):** Returned to action and played all 67 snaps, finishing with four tackles (one solo), a QB hit and a pressure.

► **at Carolina Panthers (Nov. 8):** Started and played 66 of 67 snaps, posting a season-high nine tackles (six solo) to lead the team...Also tied for the team lead with two passes defended and added a QB hit...Drilled WR Joe Webb for a 1-yard loss on a Wildcat run in the second quarter.

► **vs. Detroit Lions (Nov. 15):** Played all 65 snaps, joining LB Clay Matthews as the only Green Bay defenders to do so, and registered seven tackles (six solo).

► **at Minnesota Vikings (Nov. 22):** Started and played 58 of 64 snaps, departing briefly due to injury in the first quarter...Registered four tackles (two solo) and a forced fumble...With the Vikings trailing 27-13, but driving early in the fourth quarter, jarred the ball loose from RB Adrian Peterson at the Green Bay 22, a fumble that was recovered by CB Sam Shields at the Green Bay 21.

► **vs. Chicago Bears (Nov. 26):** Started and played all 67 snaps, one of three Green Bay defenders to do so...Recorded nine tackles (eight solo) and a forced fumble for the second straight game...Forced a fumble by WR Alshon Jeffery early in the third quarter on his catch, one that Jeffery recovered at the Chicago 45...Helped limit the Bears to an average of 3.3 yards per carry on 31 attempts with a long gain of 14 yards.

► **at Detroit Lions (Dec. 3):** Started and played all 65 snaps, leading the secondary with eight tackles (seven solo)...Late in the second quarter,

came unblocked off the left end to bring down RB Ameer Abdullah for a 3-yard loss on a first-down run.

► **vs. Dallas Cowboys (Dec. 13):** Joined S Ha Ha Clinton-Dix as the only defenders to play all 52 snaps, and registered two tackles (one solo) and a QB hit...Helped limit QB Matt Cassel to a 41.5 QB rating as he completed just 13 of 29 passes for 114 yards, the fewest allowed to a QB by Green Bay all season.

21 Ha Ha Clinton-Dix, S, 2nd Year, Alabama

• Played in all 16 games in 2014, starting the final 10 (nine at FS, one at SS). It was the most starts by a Green Bay rookie safety since Nick Collins opened all 16 in 2005.

• Ranked No. 2 on the team in tackles with 95 (73 solo) and was named to the PFWA's All-Rookie team.

• Started both postseason contests and was tied for No. 2 on the team with 13 tackles while leading the Packers with two interceptions.

2015 SEASON: Has started all 13 games at FS and has registered a team-high 105 tackles (86 solo), two sacks, two interceptions, a forced fumble and three passes defended.

► **at Chicago Bears (Sept. 13):** Started at FS and was one of three defensive players to play all 77 snaps on the afternoon...Led the safeties with six tackles (five solo), and added two tackles on special teams.

► **vs. Seattle Seahawks (Sept. 20):** Started at FS and played all 60 snaps, one of four Green Bay defenders to do so...Led the defense with a season-high nine tackles (seven solo) and helped limit RB Marshawn Lynch to just 41 yards on 15 carries (2.7 avg.).

► **vs. Kansas City Chiefs (Sept. 28):** Started at FS and played all 71 snaps, one of only two defenders to do so...Led the team with nine tackles (six solo) and helped limit Chiefs RB Jamaal Charles to just 49 yards on 11 carries (4.5 avg.), with a long run of 13 yards.

► **at San Francisco 49ers (Oct. 4):** Started at FS and played all 50 snaps, leading the team in tackles for the third straight game with eight stops (seven solo)...Helped limit the 49ers to just 196 yards of total offense and QB Colin Kaepernick to a 55.4 passer rating (13 of 25, 160 yards, one INT).

► **vs. St. Louis Rams (Oct. 11):** Started at FS and played all 71 snaps, matching his season high with nine tackles (eight solo)...Registered the second INT of his career when he made a diving catch on a QB Nick Foles pass that was intended for TE Lance Kendricks at the goal line and deflected off the hands of LB Joe Thomas...Helped limit Foles to a 23.8 passer rating as he completed only 11 of 30 passes for 141 yards and one TD with a career-high four INTs (previous high was two INTs).

► **vs. San Diego Chargers (Oct. 18):** Played all 92 snaps and finished second on the team with nine tackles (all solo) and a pass defended...Broke up a Philip Rivers pass intended for TE Ladarius Green in the end zone early in the second quarter on a drive that would result in a turnover on downs...Registered his first career forced fumble when he came up the middle with a little over six minutes remaining in the first half to jar the ball loose from RB Melvin Gordon on a first-down run, a fumble that was recovered by LB Clay Matthews at the San Diego 34.

► **at Denver Broncos (Nov. 1):** Appeared on all 67 plays and registered five tackles (four solo).

► **at Carolina Panthers (Nov. 8):** Played all 67 snaps, one of three Green Bay defenders to do so, and registered seven tackles (three solo).

► **vs. Detroit Lions (Nov. 15):** Led the team with a career-high 12 tackles (career-best 11 solo), including a tackle for a loss, and added an interception late in the third quarter...With the Lions leading 9-3 and threatening at the Green Bay 23, made a diving catch over the middle on QB Matthew Stafford's pass intended for WR Lance Moore at the Green Bay 6 and returned the interception 2 yards.

► **at Minnesota Vikings (Nov. 22):** Started at FS and played all 64 snaps, the only Green Bay defender to do so...Tied for the team lead with 10 tackles (nine solo), and added a sack...Midway through the third quarter, came through untouched on a blitz to bring QB Teddy Bridgewater down for a 10-yard sack.

► **vs. Chicago Bears (Nov. 26):** Started and played all 67 snaps, one of three Green Bay defensive players to do so...Registered nine tackles

(seven solo)...Helped limit the Bears to an average of 3.3 yards per carry on 31 attempts with a long gain of 14 yards.

► **at Detroit Lions (Dec. 3):** Started and appeared on all 65 plays, recording seven tackles (all solo) and a sack...Posted his second sack in three games, barreling through a block attempt by RB Theo Riddick to bring down QB Matthew Stafford for a 4-yard loss on third down late in the first half to force a Detroit punt.

► **vs. Dallas Cowboys (Dec. 13):** Joined S Morgan Burnett as the only defenders to play all 52 snaps, and posted five tackles (three solo)...Helped limit QB Matt Cassel to a 41.5 QB rating as he completed just 13 of 29 passes for 114 yards, the fewest allowed to a QB by Green Bay all season.

18 Randall Cobb, WR, 5th Year, Kentucky

- Started all 16 games in 2014 and posted career highs in catches (91), receiving yards (1,287) and receiving TDs (12) on his way to earning his first career Pro Bowl selection (injury replacement for WR Dez Bryant).

- Became just the fifth player in franchise history to register 90-plus receptions in a season, joining WRs Sterling Sharpe, Robert Brooks, Donald Driver and Jordy Nelson.

- Has caught 18 TD passes since 2014, which is tied for No. 5 in the NFL over that span.

2015 SEASON: Has started all 13 games and leads the team with 65 catches for a team-high 737 yards (11.3 avg.) and six TDs...Has 27 rushing yards on seven attempts (3.9 avg.) and four punt returns for 10 yards (2.5 avg.).

► **at Chicago Bears (Sept. 13):** Started and appeared on 54 of 60 snaps as he played through an injured shoulder...Led the team with five catches for 38 yards (7.6 avg.), highlighted by a 5-yard TD catch early in the fourth quarter that gave the Packers a 24-16 lead...Was lined up in the slot on the play and beat CB Sherrick McManis on an out-and-up move, getting both feet in bounds on the side of the end zone despite being interfered with by McManis.

► **vs. Seattle Seahawks (Sept. 20):** Led the team with eight receptions for 116 yards (14.5 avg.), with six of the catches going for first downs...Had a 22-yard grab over the middle on Green Bay's opening drive, making a move to elude LB Bobby Wagner as he freed himself to make the grab...Later made a 25-yard grab down to the Seattle 10 late in the first half, a catch that helped set up K Mason Crosby's 18-yard FG to put Green Bay up, 13-3, at the break...Was lined up in the left slot on the play and a scrambling Rodgers found him as he came across the field and got behind Wagner to make the catch.

► **vs. Kansas City Chiefs (Sept. 28):** Caught a career-high three TD passes, becoming the first Packer to do so since Jones caught three at Chicago on Dec. 16, 2012...Finished with seven catches for 91 yards (13.0 avg.), with six of his catches going for first downs and two for 25-plus yards...Joined Jones to become the first Packers to register four TD catches in the first three games of the season since TE Keith Jackson did so in 1996...On his first TD catch, was lined up in the right slot against S Tyvon Branch and ran an out route with WR Ty Montgomery setting a pick for him...Caught the ball at the 1-yard line and fought off Branch to break the plane for the 3-yard score...Scored on a 4-yard TD pass midway through the third quarter, lining up in the slot against CB Marcus Cooper and then catching a quick out in the flat before taking it in for his second TD...Posted his career-high third TD catch of the night early in the fourth quarter...Lined up in the slot once again, caught another quick pass in the flat for the 4-yard score.

► **at San Francisco 49ers (Oct. 4):** Was tied for the team lead with five receptions for 44 yards (8.8 avg.), including a 19-yard grab in the first quarter on Green Bay's opening TD drive...Was lined up in the right slot and beat DB Jimmie Ward to make a catch over the middle and then took it down the sideline to the San Francisco 11 to set up Rodgers' 9-yard TD pass to TE Richard Rodgers two plays later.

► **vs. St. Louis Rams (Oct. 11):** Started and played 54 of 62 snaps, catching three passes for 23 yards (7.7 avg.).

► **vs. San Diego Chargers (Oct. 18):** Started and played 48 of 53 snaps, hauling in two passes for 38 yards (19.0 avg.), including a 26-yard grab in the third quarter...Came out of his position from the slot and bounced his route to the outside as ILB Denzel Perryman lost his footing

and took it down the right sideline to the San Diego 39 on a drive that would be capped off with Rodgers' 8-yard TD pass to Jones.

► **at Denver Broncos (Nov. 1):** Started and played 51 of 53 snaps...Led the team with six catches for 27 yards (4.5 avg.) and added a 10-yard run down to Denver's 22-yard line in the second quarter on Green Bay's lone TD drive.

► **at Carolina Panthers (Nov. 8):** Led the team with 99 yards receiving on four catches (24.8 avg.), with all four of his receptions going for first downs...On Green Bay's opening drive of the second half, was lined up in the slot and ran an out-and-up route on CB Bene Benwikere, hauling in a perfectly thrown pass from Rodgers down the sideline near the Carolina 35 before outrunning Benwikere and S Kurt Coleman on his way to the end zone.

► **vs. Detroit Lions (Nov. 15):** Played 82 of 87 snaps and posted five receptions for 53 yards (10.6 avg.)...On a third-and-12 midway through the fourth quarter, made a diving grab for a 20-yard pickup on the eventual TD drive.

► **at Minnesota Vikings (Nov. 22):** Played 66 of 77 snaps and caught two passes for 24 yards (12.0 avg.), highlighted by his 10-yard TD grab with six seconds remaining in the first half to put the Packers up, 16-6, at the break...Came out of the slot and made an inside move on CB Captain Munneryn to find opening in the middle of the end zone for the score...With DB Micah Hyde injured (hip), took over punt-return duties and posted two returns for 9 yards (4.5 avg.).

► **vs. Chicago Bears (Nov. 26):** Played all 78 snaps and led the team with six catches for 74 yards (12.3 avg.)...Late in the first half, made an inside move on CB Bryce Callahan to get open down the middle of the field for a 23-yard gain to the Chicago 32, setting up K Mason Crosby's 50-yard FG as time expired in the first half...On Green Bay's final drive, beat Callahan again from the slot, picking up 32 yards on a pass over the middle as he took it down to the Chicago 19.

► **at Detroit Lions (Dec. 3):** Appeared on 66 of 67 snaps and caught four passes for 29 yards (7.3 avg.)...With just under six minutes remaining in the third quarter, alertly recovered RB James Starks' fumble from the Detroit 5 that went into the end zone, giving Green Bay its first score of the game.

► **vs. Dallas Cowboys (Dec. 13):** Matched his season high with a team-best eight catches for 81 yards (10.1 avg.)...Four of his catches went for first downs, including a 17-yarder over the middle in the third quarter to convert a third down...Also had three carries for 9 yards (3.0 avg.).

38 John Crockett, RB, Rookie, North Dakota State

- Was signed to Green Bay's active roster from the team's practice squad on Dec. 3.

- Originally signed with the Packers as a non-drafted free agent on May 8 out of North Dakota State, where he posted three consecutive 1,000-yard seasons despite serving as the No. 2 back until his final season.

- Finished his collegiate career with 5,151 all-purpose yards, the second most in school history.

2015 SEASON: Has played in one game and has 22 yards on five carries (4.4 avg.)...Has recorded a tackle on special teams...Has been inactive for one game...Spent the first 11 games on Green Bay's practice squad.

► **at Detroit Lions (Dec. 3):** Made his NFL debut after being signed from the practice squad just hours before kickoff...Saw action in the second half as he rushed for 22 yards on five carries (4.4 avg.), including a 12-yard pickup to Detroit's 33 on the Packers' opening drive of the second half, one that was capped off two plays later with a WR Randall Cobb recovery of a RB James Starks fumble in the end zone...Added a tackle on special teams.

► **vs. Dallas Cowboys (Dec. 13):** Inactive (healthy scratch).

2 Mason Crosby, K, 9th Year, Colorado

- With 1,126 career points, ranks No. 1 on the all-time franchise scoring list, having surpassed K Ryan Longwell (1,054) in Week 2 vs. Seattle.

- Set an NFL record with 1,037 points in his first eight seasons (2007-14), topping the previous league record held by New England K Stephen Gostkowski (1,023, 2006-2013).

- Holds the all-time franchise mark for combined points (regular season/

postseason) with 1,227.

- Is one of only three players in league history to register three or more 140-point seasons (Gostkowski, David Akers).
- Has kicked the seven longest FGs in franchise history.
- Has made 27 FGs of 50-plus yards since 2007, which is tied for No. 4 in the league over that span.

2015 SEASON: Has connected on 19 of 22 field-goal attempts and all 32 extra points...Leads the team and ranks No. 16 in the NFL with 85 points on the season...Has registered 36 touchbacks on 66 kickoffs (54.5 percent).

► **at Chicago Bears (Sept. 13):** Connected on his lone FG attempt of the afternoon, a 37-yarder in the second quarter, and all four of his extra-point attempts...Posted three touchbacks on six kickoffs.

► **vs. Seattle Seahawks (Sept. 20):** Made all four of his FG attempts, including a 21-yarder with just under two minutes remaining that gave Green Bay a 10-point lead (27-17) and made him the all-time leading scorer in franchise history as he surpassed Longwell (1,054) for the career mark...Drilled a 54-yard FG in the first quarter, the 24th of his career from 50-plus yards.

► **vs. Kansas City Chiefs (Sept. 28):** Posted eight points, connecting on all five of his extra points and his lone FG attempt of the evening, a 44-yarder in the second quarter that extended Green Bay's lead to 17-7...Registered three touchbacks on his seven kickoffs.

► **at San Francisco 49ers (Oct. 4):** Made a 31-yard FG late in the third quarter to put Green Bay up 17-3...Registered three touchbacks on four kickoffs...Missed his first field goal of the season, a 44-yarder that went wide left at the end of the first half.

► **vs. St. Louis Rams (Oct. 11):** Made his lone FG attempt of the afternoon, a 35-yarder with just over a minute remaining in the game to put Green Bay up, 24-10...The FG was the 277th attempt of his career as he tied Longwell for the career franchise record...Connected on a 47-yarder early in the fourth quarter, but the kick was wiped out by a penalty...Registered four touchbacks on five kickoffs.

► **vs. San Diego Chargers (Oct. 18):** Connected on both of his FG attempts, a 23-yarder in the second quarter and a 28-yarder with 2:37 remaining to put Green Bay up by seven points (27-20)...His 23-yard FG was the 278th attempt of his career as he surpassed Longwell (277) for the franchise record.

► **at Denver Broncos (Nov. 1):** Drilled a 56-yard FG in the third quarter, his seventh career FG of 55-plus yards...Registered touchbacks on all three of his kickoffs.

► **at Carolina Panthers (Nov. 8):** Made all three extra-point attempts and registered three touchbacks on five kickoffs.

► **vs. Detroit Lions (Nov. 15):** Made a 44-yard FG on Green Bay's opening drive and posted one touchback on three kickoffs...Perfectly executed an onside kick with just over 30 seconds remaining in the game, with his high-bouncing kick going through the arms of WR Calvin Johnson before being recovered by CB Damarious Randall...Was short on a 52-yard FG attempt as time expired in the 18-16 loss.

► **at Minnesota Vikings (Nov. 22):** Tied the single-game franchise record with five FGs (42, 47, 40, 42, 52), becoming the first player in NFL history to post five FGs of 40-plus yards in a game...Matched his career high with 16 points (two other times)...Earned NFC Special Teams Player of the Week honors for his performance, the sixth time in his career he had won the award, the most in franchise history.

► **vs. Chicago Bears (Nov. 26):** Connected on both of his FG attempts, including a 50-yarder as time expired in the first half...It marked only the third time in his career (2008, 2013) that he made a FG of 50-plus yards in back-to-back games...Posted two touchbacks on his three kickoffs.

► **at Detroit Lions (Dec. 3):** Made all three of his extra-point attempts and registered two touchbacks on his four kickoffs.

► **vs. Dallas Cowboys (Dec. 13):** Connected on all four of his extra-point attempts and registered four touchbacks on his five kickoffs.

76 Mike Daniels, DT, 4th Year, Iowa

- Started all 16 games for the first time in his career in 2014 and registered a career-high 69 tackles. His 5½ sacks led the Packers defensive line and were No. 3 on the team.

- Paced Green Bay in both QB hits (19) and pressures (22) in 2014.

- Became a prominent part of the rotation on the defensive line in his second season in 2013, playing in all 16 games with one start and serving as one of the featured interior rushers in the team's nickel defense.

2015 SEASON: Has started all 13 games and leads the defensive line with 56 tackles (34 solo), four sacks and a forced fumble...Is tied for No. 2 on the team in QB hits (12) and ranks No. 2 in pressures (19).

► **at Chicago Bears (Sept. 13):** Started at DT and posted four tackles (one solo), a QB hit and a pressure.

► **vs. Seattle Seahawks (Sept. 20):** Started at DT and led the defensive line with five tackles (three solo), a sack, a QB hit and a pressure...Walked back C Drew Nowak and brought down QB Russell Wilson as he stepped up in the pocket for a zero-yard sack early in the second quarter...Helped limit RB Marshawn Lynch to just 41 yards on 15 carries (2.7 avg.)...With two minutes remaining in the first half, fought off a block by T Garry Gilliam to drop Lynch for no gain on a third-and-3 as the defense forced a Seattle punt and helped set up a FG before the half.

► **vs. Kansas City Chiefs (Sept. 28):** Started at DT, appearing on 38 plays, and led the line with four tackles (all solo) and 1.5 sacks...Added a forced fumble, two pressures and a QB hit...Early in the third quarter, fought off a block by G Ben Grubbs to get to QB Alex Smith for a 7-yard sack that was split with LB Mike Neal...Later in the third quarter, walked back G Laurent Duvernay-Tardif for a sack/forced fumble on Smith, one that was recovered by the Chiefs...Also posted a tackle for a loss earlier in the game when he blew past T Eric Fisher to bring RB Jamaal Charles down for a 3-yard loss on a first-quarter run...Helped limit Charles to just 49 yards rushing on 11 carries (4.5 avg.), with a long run of 13 yards.

► **at San Francisco 49ers (Oct. 4):** Started at DT and played 27 snaps, helping limit the 49ers to just one rushing first down and RB Carlos Hyde to only 20 yards rushing on eight carries (2.5 avg.)...Registered three assisted tackles and a QB hit and tied for the team lead with three pressures.

► **vs. St. Louis Rams (Oct. 11):** Started at DT and played 45 snaps, posting a career-high 10 tackles (nine solo) to lead the team...Registered two tackles for a loss, two QB hits and two pressures.

► **vs. San Diego Chargers (Oct. 18):** Started at DT and played 70 snaps, helping limit the Chargers to just 60 yards rushing on 21 carries (2.9 avg.)...Posted three tackles (two solo), two pressures, two QB hits and a half-sack...Walked back C Trevor Robinson to get to QB Philip Rivers for a shared 8-yard sack with LB Mike Neal early in the fourth quarter that pushed San Diego back to the Green Bay 30.

► **at Denver Broncos (Nov. 1):** Started at DT and played 40 snaps, finishing with a solo tackle, a QB hit and a pressure.

► **at Carolina Panthers (Nov. 8):** Started at DT and played 56 snaps, recording four tackles (all solo), a pressure and a QB hit...Fought off a block from T Michael Oher midway through the third quarter, bursting into the backfield to stop RB Jonathan Stewart for a 2-yard loss...Helped limit Stewart to an average of 3.1 yards per carry (66 yards on 20 attempts), his lowest average since Week 1.

► **vs. Detroit Lions (Nov. 15):** Started at DT and played 50 snaps, pacing the defensive line with seven tackles (two solo) and two QB pressures...Helped limit the Lions to just 45 yards rushing on 26 attempts (1.7 avg.), the fewest rushing yards allowed to an opponent on 25-plus attempts since Miami rushed for 37 yards on 25 carries vs. the Packers on Sept. 22, 1991.

► **at Minnesota Vikings (Nov. 22):** Started at DT and played 44 snaps, finishing with seven tackles (three solo), two pressures and a sack...In the fourth quarter, walked back G Mike Harris to get to QB Teddy Bridgewater as he threw him down for an 8-yard sack...Helped limit RB Adrian Peterson, who entered the game ranked No. 1 in the league in rushing, to just 45 yards on 13 carries (3.5 avg.), his lowest yardage total since Week 1.

► **vs. Chicago Bears (Nov. 26):** Started at DT and played 49 snaps...Posted three tackles (one solo), a QB hit and a pressure, helping limit the Bears to an average of 3.3 yards per carry on 31 attempts with a long gain of 14 yards.

► **at Detroit Lions (Dec. 3):** Started and played 47 snaps, leading the

defensive line with five tackles (four solo), including two for a loss, and a pressure...Blew past G Laken Tomlinson to get to RB Ameer Abdullah in the backfield for a 3-yard loss on a first-quarter run...Fought off a block by T Riley Reiff to get to RB Jaiquie Bell and bring him down for a 2-yard loss on a run with just under two minutes remaining in the game.

►**vs. Dallas Cowboys (Dec. 13):** Started and appeared on 28 plays... Helped limit the Cowboys to 11 first downs and 270 yards of total offense.

91 Jayrone Elliott, LB, 2nd Year, Toledo

• After making the 53-man roster, played in 13 regular-season games and both postseason contests as a rookie in 2014, contributing primarily on special teams.

• Finished the 2014 season with 15 special teams tackles, No. 1 among Packers rookies and No. 2 on the team behind S Sean Richardson (17).

• Posted a team-high six tackles on special teams during the postseason.

2015 SEASON: Has played in all 13 games and has registered 16 tackles (13 solo), three sacks, three pressures, two QB hits, a forced fumble, an interception and two passes defended...Is tied for No. 3 on the team with nine tackles on special teams.

►**at Chicago Bears (Sept. 13):** Played a team-high 21 snaps on special teams and 19 on defense...Recorded two tackles (both solo) on defense and added two pressures, chasing QB Jay Cutler out of the pocket to force an incompletion on Chicago's opening drive...Added a tackle on special teams.

►**vs. Seattle Seahawks (Sept. 20):** Had a hand in both of Green Bay's takeaways, with the turnovers coming on back-to-back series in the fourth quarter to help seal the victory...Posted his first career interception midway through the fourth after the Packers had just taken a 24-17 lead...On the play, was lined up at LOLB and dropped back into coverage to make a one-handed INT with his right hand as he stepped in front of RB Marshawn Lynch on a screen pass thrown by QB Russell Wilson...Fumbled on the return, but recovered the ball at the Seattle 37 to help set up a 21-yard Mason Crosby FG that put Green Bay up, 27-17...After Crosby's field goal, chased down RB Fred Jackson after a short completion to punch the ball out, where it was recovered by DB Micah Hyde at the Green Bay 31 to seal the win... Also played a team-high 22 snaps on special teams and tied for the team lead with two tackles, including a stop of WR Tyler Lockett for zero yards on a third-quarter punt return at the Seattle 46.

►**vs. Kansas City Chiefs (Sept. 28):** Played 15 snaps on defense and registered the first sack of his career...Early in the third quarter, came off the left end unblocked and split RB Jamaal Charles and G Ben Grubbs as they attempted to block him in the backfield on his way to QB Alex Smith, who he brought down for a 10-yard loss at the Kansas City 35...Finished with two solo tackles...Played a team-high 25 snaps on special teams and was tied for the team lead with three tackles.

►**at San Francisco 49ers (Oct. 4):** Posted a sack in his second straight game, coming off the left side and making an inside move on T Erik Pears to get to QB Colin Kaepernick as he brought him down for a 7-yard loss to the Green Bay 22 to help force the 49ers to settle for a FG... Appeared on 14 plays on defense and 19 on special teams (tied for the team high).

►**vs. St. Louis Rams (Oct. 11):** Played 24 snaps on defense and 22 on special teams...Registered a career-high four tackles on defense (three solo).

►**vs. San Diego Chargers (Oct. 18):** Played 17 snaps on defense and 21 on special teams...Posted a tackle on kickoff coverage.

►**at Denver Broncos (Nov. 1):** Appeared on a team-high 23 plays on special teams.

►**at Carolina Panthers (Nov. 8):** Played 35 snaps on special teams, which was tied for the team high, and was tied for the team lead with two tackles.

►**vs. Detroit Lions (Nov. 15):** Played a team-high 28 snaps on special teams.

►**at Minnesota Vikings (Nov. 22):** Played 20 snaps on defense and registered an assisted tackle...Also appeared on 23 plays on special teams.

►**vs. Chicago Bears (Nov. 26):** Posted two tackles (one solo) and a QB hit on seven snaps on defense.

►**at Detroit Lions (Dec. 3):** Played 27 snaps on special teams and

eight on defense...Recorded a solo tackle on defense.

►**vs. Dallas Cowboys (Dec. 13):** Played 13 snaps, but made an impact in his limited playing time with two tackles (both solo), a sack, a pressure, a QB hit and a pass defended...Came untouched off the right side to bring down QB Matt Cassel for a 7-yard sack with just under two minutes remaining in the game...Two plays later, deflected Cassel's pass intended for TE Jason Witten on fourth down, giving Green Bay the ball back to run out the clock in the 28-7 win.

61 Brett Goode, LS, 8th Year, Arkansas

• One of only two Packers (K Mason Crosby) to appear in all 125 regular-season games since 2008.

• Has appeared in all 125 regular-season games and 11 playoff contests since joining the club, having recorded 12 coverage tackles and a fumble recovery in his seven-plus seasons, including a career-best five tackles in 2010.

• Has snapped for all seven of the longest field goals in franchise history (all by Crosby).

2015 SEASON: Has played in all 13 games, handling snapping duties for all punts and placements.

►**at Chicago Bears (Sept. 13):** Handled snapping duties for P Tim Masthay's two punts and K Mason Crosby's four extra points and FG.

►**vs. Seattle Seahawks (Sept. 20):** Snapped for all punts and placements, including Crosby's 21-yard FG with just under two minutes remaining that made Crosby the all-time leading scorer in franchise history as he surpassed K Ryan Longwell (1,054 points) for the career mark.

►**vs. Kansas City Chiefs (Sept. 28):** Snapped for Crosby's five extra points and one FG and Masthay's five punts.

►**at San Francisco 49ers (Oct. 4):** Snapped for Crosby's two extra points and one FG and Masthay's six punts.

►**vs. St. Louis Rams (Oct. 11):** Handled snapping duties for Crosby's FG and three extra points and Masthay's four punts.

►**vs. San Diego Chargers (Oct. 18):** Snapped for Crosby's two FGs and three extra points and Masthay's four punts.

►**at Denver Broncos (Nov. 1):** Snapped for Crosby's 56-yard FG in the third quarter and for Masthay's four punts.

►**at Carolina Panthers (Nov. 8):** Snapped for Crosby's three extra points and for Masthay's career-high-tying eight punts.

►**vs. Detroit Lions (Nov. 15):** Handled snapping duties for Masthay's career-high nine punts and for Crosby's 44-yard FG.

►**at Minnesota Vikings (Nov. 22):** Snapped for Crosby's five FGs, which tied the single-game franchise record, as Crosby became the first kicker in NFL history to post five FGs of 40-plus yards in a game...Also snapped for Masthay's four punts (38.0-yard net, two inside the 20).

►**vs. Chicago Bears (Nov. 26):** Snapped for Crosby's two FGs and Masthay's five punts.

►**at Detroit Lions (Dec. 3):** Snapped for Masthay's six punts as he recorded a 47.7-yard gross average and a 44.3-yard net average, the third-best net average posted by Masthay in a game with six-plus punts.

►**vs. Dallas Cowboys (Dec. 13):** Snapped for Masthay as he posted a net average of 44.0-plus yards for the second straight game (44.7 on six punts).

39 Demetri Goodson, CB, 2nd Year, Baylor

• Saw action in six games and was inactive for 10 contests and both post-season games as a rookie last season.

• Registered six special teams tackles, No. 2 on the team among rookies behind only LB Jayrone Elliott.

• Earned honorable mention All-Big 12 recognition as a senior in 2013, appearing in 11 games with 10 starts and posting career highs in tackles (26), interceptions (three) and passes defended (16).

2015 SEASON: Has played in 11 games, seeing time on defense and special teams...Has registered five tackles (four solo) and a pass defended on defense and seven tackles on special teams...Was inactive for two contests (Weeks 3-4) due to a hamstring injury.

►**at Chicago Bears (Sept. 13):** Played nine snaps on special teams.

►**vs. Seattle Seahawks (Sept. 20):** Appeared on 18 plays on special teams and registered one tackle.

►**vs. Kansas City Chiefs (Sept. 28):** Inactive due to a hamstring injury sustained vs. Seattle in Week 2.

►**at San Francisco 49ers (Oct. 4):** Inactive (hamstring).

►**vs. St. Louis Rams (Oct. 11):** Returned to action, appearing on nine plays on special teams.

►**vs. San Diego Chargers (Oct. 18):** Played nine snaps on special teams and registered a tackle.

►**at Denver Broncos (Nov. 1):** Made a leaping deflection with his left hand to break up a deep pass down the left sideline from QB Peyton Manning to WR Demaryius Thomas late in the first half on third down to force a Denver punt...Added a tackle on special teams.

►**at Carolina Panthers (Nov. 8):** Saw the most significant defensive action of his career with CBs Sam Shields and Quinten Rollins sidelined due to injuries, appearing on 49 plays, and registered a career-high five tackles (four solo)...Added a tackle on special teams.

►**vs. Detroit Lions (Nov. 15):** Played 18 snaps on special teams.

►**at Minnesota Vikings (Nov. 22):** Appeared on 18 plays on special teams and two on defense.

►**vs. Chicago Bears (Nov. 26):** Played 16 snaps on special teams and five on defense...Led the team with two tackles on special teams.

►**at Detroit Lions (Dec. 3):** Appeared on 21 plays on special teams and three on defense.

►**vs. Dallas Cowboys (Dec. 13):** Played 17 snaps on defense and one on special teams...Posted a tackle on special teams, helping to bring down WR Lucky Whitehead for a 2-yard loss on a punt return in the fourth quarter.

98 Letroy Guion, DT, 8th Year, Florida State

- In his first season with the Packers (2014), started all 16 games for the first time in his career and set career highs with 62 tackles (31 solo) and 3.5 sacks.
- Signed with Green Bay as a free agent in March 2014 after spending his first six seasons in the league with the Minnesota Vikings, where he appeared in 68 games with 31 starts.
- Started all 28 games he appeared in for the Vikings in 2012-13, recording 72 tackles (32 solo) and three sacks over that span.

2015 SEASON: Has played in 10 contests and has posted 27 tackles (seven solo), three pressures and two QB hits...Was on the reserve/suspended list for the first three games of the season.

►**at San Francisco 49ers (Oct. 4):** Made his season debut, appearing on 22 plays...Helped limit the 49ers to just one rushing first down and RB Carlos Hyde to only 20 yards rushing on eight carries (2.5 avg.).

►**vs. St. Louis Rams (Oct. 11):** Played 35 snaps and registered five tackles (three solo)...Added two pressures and a QB hit.

►**vs. San Diego Chargers (Oct. 18):** Started in place of an injured B.J. Raji (groin) and played 54 snaps, helping limit the Chargers to just 60 yards rushing on 21 attempts (2.9 avg.)...Registered five assisted tackles.

►**at Denver Broncos (Nov. 1):** Played 23 snaps and recorded three assisted tackles.

►**at Carolina Panthers (Nov. 8):** Started at DE and played 39 snaps, recording three tackles (one solo)...Helped limit RB Jonathan Stewart to an average of 3.1 yards per carry (66 yards on 20 attempts), his lowest average since Week 1.

►**vs. Detroit Lions (Nov. 15):** Played 19 snaps and helped limit the Lions to just 45 rushing yards on 26 attempts (1.7 avg.), the fewest rushing yards allowed to an opponent on 25-plus attempts since Miami rushed for 37 yards on 25 carries vs. the Packers on Sept. 22, 1991...Posted three tackles (two solo).

►**at Minnesota Vikings (Nov. 22):** Started at DE, appearing on 19 plays and recording an assisted tackle and a pressure...Helped limit RB Adrian Peterson, who entered the game ranked No. 1 in the league in rushing, to just 45 yards on 13 carries (3.5 avg.), his lowest yardage total since Week 1.

►**vs. Chicago Bears (Nov. 26):** Started at DE and played 19 snaps...Registered three assisted tackles and helped limit the Bears to an average of 3.3 yards per carry on 31 attempts with a long gain of 14 yards.

►**at Detroit Lions (Dec. 3):** Played 16 snaps and posted a QB hit.

►**vs. Dallas Cowboys (Dec. 13):** Played 17 snaps and led the defensive line with four tackles (one solo).

36 LaDarius Gunter, CB, Rookie, Miami

- One of two rookie free agents to make Green Bay's opening-day roster, joining RB Alonzo Harris.
- Registered a team-high five passes defended and an interception for Green Bay during the preseason.
- Lettered all three years at Miami, starting 30 of 37 games played and recording 111 tackles (76 solo), three tackles for a loss, a forced fumble, two fumble recoveries, six interceptions and 18 pass breakups.

2015 SEASON: Has played in six games and has been inactive for seven others (healthy scratch).

►**at Chicago Bears (Sept. 13):** Inactive (healthy scratch).

►**vs. Seattle Seahawks (Sept. 20):** Inactive (healthy scratch).

►**vs. Kansas City Chiefs (Sept. 28):** Made his NFL debut, playing three snaps on defense and five on special teams.

►**at San Francisco 49ers (Oct. 4):** Played five snaps on defense and two on special teams.

►**vs. St. Louis Rams (Oct. 11):** Inactive (healthy scratch).

►**vs. San Diego Chargers (Oct. 18):** Played one snap on special teams.

►**at Denver Broncos (Nov. 1):** Inactive (healthy scratch).

►**at Carolina Panthers (Nov. 8):** Played 18 snaps on special teams.

►**vs. Detroit Lions (Nov. 15):** Inactive (healthy scratch).

►**at Minnesota Vikings (Nov. 22):** Inactive (healthy scratch).

►**vs. Chicago Bears (Nov. 26):** Played five snaps on special teams.

►**at Detroit Lions (Dec. 3):** Appeared on six plays on special teams and two on defense.

►**vs. Dallas Cowboys (Dec. 13):** Inactive (healthy scratch).

29 Casey Hayward, CB, 4th Year, Vanderbilt

- Was tied for No. 1 on the Packers in INTs (three, CB Tramon Williams) and was No. 2 in fumble recoveries (two) in 2014.
- Was tied for No. 1 on the team (LB Julius Peppers) and No. 7 in the NFL in 2014 for total takeaways with five (three INTs, two fumble recoveries).
- In 2014, was one of only two players in the NFL to register an INT return for a TD and a fumble recovery for a TD (DE J.J. Watt).

2015 SEASON: Has played in all 13 games with eight starts, opening four at LCB and four in the slot when the defense opened in nickel...Ranks No. 4 on the team with 61 tackles (45 solo) and six passes defended...Has added a tackle on special teams.

►**at Chicago Bears (Sept. 13):** Played 66 snaps on defense and registered two tackles (one solo) and a pass defended, breaking up a QB Jay Cutler pass intended for WR Eddie Royal late in the first half.

►**vs. Seattle Seahawks (Sept. 20):** Started at LCB and played 56 of 60 snaps...Posted three tackles (two solo).

►**vs. Kansas City Chiefs (Sept. 28):** Didn't start as the defense opened up with three safeties, but played 70 of 71 snaps and registered five tackles (four solo), including a tackle for a loss...Was lined up in the slot against WR Jeremy Maclin on the first play of the second half, avoiding a block from Maclin to bring TE Travis Kelce down for a 3-yard loss at the Kansas City 17 on a short pass in the flat.

►**at San Francisco 49ers (Oct. 4):** Started at LCB and played 45 of 50 snaps, recording two tackles (one solo)...Helped limit the 49ers to just 196 yards of total offense and QB Colin Kaepernick to a 55.4 passer rating (13 of 25, 160 yards, one INT).

►**vs. St. Louis Rams (Oct. 11):** Started in the slot as the team opened in nickel, appearing on 59 of 71 plays...Posted four tackles (two solo) and helped limit QB Nick Foles to a 23.8 passer rating as he completed only 11 of 30 passes for 141 yards and one TD with a career-high four INTs (previous high was two INTs).

►**vs. San Diego Chargers (Oct. 18):** Started as the slot corner and played 90 of 92 snaps, recording five solo tackles...Blew past TE Antonio Gates to get to RB Melvin Gordon in the backfield and bring him down for a 2-yard loss on a run on San Diego's opening drive.

►**at Denver Broncos (Nov. 1):** Started at LCB and registered a

career-high and team-leading 11 tackles (eight solo)...Added two passes defended, which tied him for the team lead.

►**at Carolina Panthers (Nov. 8):** Started at LCB and played 41 snaps before departing in the third quarter with a concussion...Recorded three tackles (two solo), including a stop of RB Jonathan Stewart for a 2-yard loss on a run midway through the second quarter...Added a pass defended.

►**vs. Detroit Lions (Nov. 15):** Started in the slot as the defense opened in nickel and played 52 snaps...Registered five tackles (four solo), including a tackle for a loss...Late in the first half, blitzed from the slot and brought down RB Theo Riddick in the backfield for a 1-yard loss.

►**at Minnesota Vikings (Nov. 22):** Played 48 snaps and posted seven tackles (five solo), a QB hit and a pass defended...Came on a blitz early in the fourth quarter and delivered a hit on QB Teddy Bridgewater on his deep pass intended for TE Kyle Rudolph that was broken up by CB Damarious Randall...Later in the fourth quarter, ran down the seam with Rudolph and broke up a pass intended for him near the Green Bay 10.

►**vs. Chicago Bears (Nov. 26):** Played 54 snaps and recorded four tackles (three solo).

►**at Detroit Lions (Dec. 3):** Started as the slot CB in nickel and registered six tackles (five solo) and a pass defended.

►**vs. Dallas Cowboys (Dec. 13):** Played 39 snaps and recorded four tackles (three solo)...Helped limit QB Matt Cassel to a 41.5 QB rating as he completed just 13 of 29 passes for 114 yards, the fewest allowed to a QB by Green Bay all season.

7 Brett Hundley, QB, Rookie, UCLA

- Finished second in the NFL with a 129.6 passer rating during the pre-season, connecting on 45 of 65 passes (69.2 percent) for a league-high seven TDs with one INT.

- Finished his career at UCLA ranked No. 1 in school history in passing TDs (75), total offense (11,713 yards) and completions (837) despite playing just three seasons for the Bruins.

- Ranks No. 2 in school annals in passing yards (9,966), 300-yard passing games (10), rushing yards by a QB (1,747) and rushing TDs by a QB (30).

2015 SEASON: Has been inactive (healthy scratch) for all 13 games.

33 Micah Hyde, DB, 3rd Year, Iowa

- Is tied for No. 1 in franchise history (Desmond Howard, Will Blackmon) with three career punt returns for TDs.

- Is the only defensive back in team history (since 1982) to register a sack in each of his first three seasons in the league.

- Averaged 15.8 yards on 14 punt returns in 2014, No. 1 in the NFL among players with 14-plus returns and No. 3 in franchise history (min. 14 returns) for a single season, trailing only Billy Grimes (19.1 in 1950) and Willie Wood (16.1 in 1961).

- In 2014, set career highs in starts (12), total tackles (55), solo tackles (46) and passes defended (12). Also registered the first two interceptions of his career last season.

2015 SEASON: Has played in 12 games with seven starts, opening five at SS and two as the third CB...Was inactive (hip) in Week 12...Has registered 44 tackles (38 solo), an interception, a fumble recovery, a QB pressure and five passes defended...Ranks No. 4 on the team in tackles...Has also served as the punt returner, posting a 5.4-yard average on 22 returns...Has returned eight kickoffs for 187 yards (23.4 avg.)...Has added four tackles on special teams.

►**at Chicago Bears (Sept. 13):** Started at SS in place of an injured Morgan Burnett (calf) and was one of three defensive players to appear on all 77 snaps...Posted four tackles (all solo) and also served as the team's punt returner, but did not have any returns.

►**vs. Seattle Seahawks (Sept. 20):** Started as the third CB as the Packers opened in nickel...Played 47 of 60 snaps on the evening, posting five tackles (all solo), a fumble recovery and a pass defended...Posted his first career fumble recovery to seal the win, scooping up RB Fred Jackson's fumble that was forced by LB Jayrone Elliott at the Green Bay 31 with 22 seconds remaining...Added a tackle on special teams.

►**vs. Kansas City Chiefs (Sept. 28):** Started at SS for the second time on the season for an injured Burnett (calf), appearing on all 71 plays, one of only two defenders to do so...Registered three tackles (two solo)

and a pass defended and had four punt returns for 30 yards (7.5 avg.).

►**at San Francisco 49ers (Oct. 4):** Started at SS and played all 50 snaps, one of three defenders to do so for Green Bay...Finished No. 2 in the secondary with five tackles (all solo)...Helped limit the 49ers to just 196 yards of total offense and QB Colin Kaepernick to a 55.4 passer rating (13 of 25, 160 yards, one INT).

►**vs. St. Louis Rams (Oct. 11):** Started at SS and played all 71 snaps, one of four defenders to do so...Intercepted a Nick Foles pass late in the first quarter at the Green Bay 48, picking off his short pass that sailed over the head of WR Kenny Britt after Foles was hit by LB Julius Peppers...Finished with five tackles (all solo) and two passes defended...Added a tackle on special teams.

►**vs. San Diego Chargers (Oct. 18):** Started at SS and played 87 of 92 snaps, recording a season-high eight tackles (all solo) and a pass defended...With San Diego facing a fourth-and-3 at the Green Bay 12 early in the fourth quarter, broke up a back-shoulder throw from QB Philip Rivers intended for TE Antonio Gates near the goal line to force a turnover on downs.

►**at Denver Broncos (Nov. 1):** Started as the slot CB as the Packers opened in nickel and played all 67 snaps...Registered eight tackles (six solo) and added a tackle on special teams.

►**at Carolina Panthers (Nov. 8):** Played 19 snaps on defense in reserve duty and registered a solo tackle...Returned four punts for 18 yards (4.5 avg.) and three kickoffs for 71 yards (23.7 avg.).

►**vs. Detroit Lions (Nov. 15):** Played 28 snaps on defense and recorded two tackles (one solo)...Also returned two punts for 7 yards (3.5 avg.) and three kickoffs for 78 yards (26.0 avg.)...Posted a tackle on special teams.

►**at Minnesota Vikings (Nov. 22):** Played eight snaps on defense before reinjuring his hip on a tackle attempt on TE Kyle Rudolph's 47-yard TD catch late in the first quarter...Did not return after sustaining the injury...Registered a tackle on special teams.

►**vs. Chicago Bears (Nov. 26):** Inactive (hip), the first game missed due to injury in his career.

►**at Detroit Lions (Dec. 3):** Returned to action after missing one contest, appearing on 33 defensive plays and recording three tackles (one solo), a QB pressure and a sack...Came up the middle on a delayed blitz midway through the second quarter to bring down QB Matthew Stafford for a 3-yard loss on third down and force a Detroit punt...With the sack, became the first defensive back in franchise history (since 1982) to record at least one sack in each of his first three seasons in the NFL...Handled punt-return duties, but did not have any returns (five fair catches).

►**vs. Dallas Cowboys (Dec. 13):** Played 27 snaps and registered four tackles (all solo)...Helped limit QB Matt Cassel to a 41.5 QB rating as he completed just 13 of 29 passes for 114 yards, the fewest allowed to a QB by Green Bay all season...Had four punt returns for 13 yards (3.3 avg.).

83 Jeff Janis, WR, 2nd Year, Saginaw Valley State

- Led the team with three TD catches during the 2015 preseason, finishing with 10 receptions for 149 yards (14.9 avg.).

- Appeared in three contests as a rookie in 2014, posting two receptions for 16 yards (8.0 avg.).

- Was inactive (healthy scratch) for the other 13 regular-season games and both playoff contests.

2015 SEASON: Has played in all 13 games, seeing time on offense and special teams...Has two receptions for 79 yards (39.5 avg.)...Ranks No. 2 on the team with 14 tackles on special teams and has six kickoff returns for 211 yards (35.2 avg.).

►**at Chicago Bears (Sept. 13):** Played nine snaps on special teams and one on offense.

►**vs. Seattle Seahawks (Sept. 20):** Appeared on 15 snaps on special teams and registered two tackles, the first of his career on special teams...Made a tackle of WR Tyler Lockett on the final play of the first half at the Seattle 25, limiting him to just an 11-yard kickoff return.

►**vs. Kansas City Chiefs (Sept. 28):** Posted two tackles on special teams...Also saw action on offense with WR Davante Adams departing in the first quarter (ankle), playing a career-high 16 snaps.

► **at San Francisco 49ers (Oct. 4):** Played 15 snaps on offense and 16 on special teams...Registered a tackle.

► **vs. St. Louis Rams (Oct. 11):** Appeared on 14 plays on special teams.

► **vs. San Diego Chargers (Oct. 18):** Saw significant action on offense (40 snaps) after WR Ty Montgomery departed in the second quarter due to an ankle injury, and made an impact with his first catches of the season, posting 79 yards on two receptions (39.5 avg.)...Had a career-long 46-yard grab midway through the second quarter down to the San Diego 11 to help set up a Mason Crosby FG...On the play, was split out wide to the left against CB Jason Verrett and ran a deep route down the seam before adjusting and turning the route out to make a diving grab near the sideline...Made a 33-yard catch with just over five minutes remaining in the game on a drive that was capped off with Crosby's 28-yard FG that gave Green Bay a 27-20 lead...Was lined up in the slot to the right and came across the field to catch a flip pass from a scrambling QB Aaron Rodgers...Outran ILB Donald Butler as he took it down to the San Diego 20...Added a tackle on special teams, chasing down WR Jacoby Jones for a 5-yard loss at the San Diego 16 on a third-quarter punt return.

► **at Denver Broncos (Nov. 1):** Played 13 snaps on special teams and two on offense.

► **at Carolina Panthers (Nov. 8):** Appeared on 27 plays on special teams and three on offense...Tied for the team lead with two tackles on special teams.

► **vs. Detroit Lions (Nov. 15):** Played 22 snaps on offense and registered a tackle on special teams.

► **at Minnesota Vikings (Nov. 22):** Played 20 snaps on offense and 21 on special teams snaps, making a pair of impactful plays in the game...Posted a 70-yard kickoff return late in the first quarter to the Minnesota 34 to help set up Crosby's 47-yard FG on the first return of his pro career...It marked the longest return by a Packer on his first NFL kickoff return since Dave Hampton's 89-yarder vs. San Francisco on Sept. 28, 1969...The return was the longest by a Packer since DB Micah Hyde posted a 70-yarder vs. Pittsburgh on Dec. 22, 2013...With the Packers leading 9-6 late in the first half, came back on a deep throw from Rodgers to draw a 50-yard pass-interference penalty on third-and-15 on CB Terence Newman, giving Green Bay the ball at the Minnesota 35 on a drive that would be capped off with a 10-yard TD catch by Randall Cobb...Added a tackle on special teams.

► **vs. Chicago Bears (Nov. 26):** Had two kickoff returns for 82 yards (41.0 avg.), highlighted by a 64-yard return in the second quarter to the Chicago 33 that helped set up a 22-yard Mason Crosby FG...Took the return down the middle of the field, breaking several tackle attempts before bouncing it out down the left sideline...Became the first Packer to post a kickoff return of 60-plus yards in back-to-back games since WR Robert Brooks in 1993 (Oct. 3-10)...Became the first NFL player to register two kickoff returns of 60-plus yards in his first four attempts since Oilers CB Willie Tullis in 1981...Added a tackle on special teams.

► **at Detroit Lions (Dec. 3):** Returned two kickoffs for 46 yards (23.0 avg.).

► **vs. Dallas Cowboys (Dec. 13):** Led the team with a career-high three tackles on special teams...On all three of the stops, which came on punt returns, brought down WR Lucky Whitehead for a 2-yard loss...Returned two kickoffs for 40 yards (20.0 avg.).

95 Datone Jones, DE, 3rd Year, UCLA

• Played in 13 games with three starts and appeared in both playoff contests in 2014. Ranked No. 4 on the team in pressures (15) and tied for No. 5 in QB hits (eight) during the regular season.

• In the 2014 postseason contest against Dallas, became the first Packer to register a blocked FG and a fumble recovery in a playoff game.

• Was one of four Packers to appear in all 16 games as a rookie in 2013, joining T David Bakhtiari, S Chris Banjo and CB Micah Hyde.

2015 SEASON: Has played in 12 games and has posted 19 tackles (14 solo), three sacks, 11 QB hits (tied for No. 2 on the team), 10 pressures (No. 4) and two passes defended...Also has a blocked FG.

► **at Chicago Bears (Sept. 13):** Did not play (reserve/suspended).

► **vs. Seattle Seahawks (Sept. 20):** Made his season debut, appear-

ing on 15 plays...Posted two solo tackles, a QB hit and a pressure...Got into the backfield to stop RB Marshawn Lynch for a 1-yard loss on a run in the third quarter.

► **vs. Kansas City Chiefs (Sept. 28):** Played 22 snaps on defense and posted two solo tackles and a QB pressure.

► **at San Francisco 49ers (Oct. 4):** Appeared on 15 plays on defense, recording an assisted tackle, two QB hits and a pressure.

► **vs. St. Louis Rams (Oct. 11):** Recorded the first blocked FG of his career in the regular season when he deflected K Greg Zuerlein's 50-yard attempt in the third quarter...Had a hand in CB Quinten Rollins' INT return for a TD late in the first quarter as he beat RG Rodger Saffold to deliver a hit on QB Nick Foles and force an overthrow of his pass intended for TE Jared Cook...Led the team in both QB hits (four) and pressures (four) in just 22 snaps of action.

► **vs. San Diego Chargers (Oct. 18):** Played 25 snaps on defense and recorded two tackles (both solo), a sack, an additional tackle for a loss, a pressure, a QB hit and a pass defended...Got a hand up to deflect a QB Philip Rivers pass late in the first quarter on third down to force the Chargers to settle for a FG...Came off the edge from a stand-up position on the left side to beat T Joe Barksdale and chase down Rivers from behind for a 4-yard sack midway through the fourth quarter to force a San Diego punt...On third-and-goal from the Green Bay 2 with 23 seconds remaining in the game, made an inside move to beat RG D.J. Fluker and get into the backfield to stop RB Danny Woodhead for a 1-yard loss.

► **at Denver Broncos (Nov. 1):** Played 18 snaps on defense and posted three tackles (two solo)...In the second quarter, stopped RB Ronnie Hillman for a 1-yard loss on a second-down run and then brought him down again for no gain on third down to force the Broncos to settle for a 50-yard FG.

► **at Carolina Panthers (Nov. 8):** Appeared on 16 plays on defense and recorded a QB pressure.

► **vs. Detroit Lions (Nov. 15):** Appeared on 30 plays and posted a QB pressure...Helped limit the Lions to just 45 yards rushing on 26 attempts (1.7 avg.), the fewest rushing yards allowed to an opponent on 25-plus attempts since Miami rushed for 37 yards on 25 carries vs. the Packers on Sept. 22, 1991.

► **at Minnesota Vikings (Nov. 22):** Played 31 snaps and matched his career high with two sacks...Early in the second quarter, came from a standup position on the left side to blow past T T.J. Clemmings and bring QB Teddy Bridgewater down for an 18-yard loss...In the fourth quarter, beat G Mike Harris with an inside move and shook off a block from RB Matt Asiata to sack Bridgewater for a 10-yard loss on third down to force a Minnesota punt...Later in the fourth quarter, batted down a Bridgewater pass on third down...Finished with two solo tackles, two QB hits and a pass defended.

► **vs. Chicago Bears (Nov. 26):** Played 27 snaps and posted four tackles (three solo), including a tackle for a loss in the third quarter...From a standup position on the left side, blew past T Kyle Long to bring down RB Jeremy Langford for a 4-yard loss on a run.

► **at Detroit Lions (Dec. 3):** Appeared on 27 plays and registered two tackles (one solo).

► **vs. Dallas Cowboys (Dec. 13):** Played 31 snaps and registered an assisted tackle, a QB hit and a pass defended...Deflected QB Matt Cassel's pass at the line that was intended for WR Cole Beasley in the fourth quarter.

89 James Jones, WR, 9th Year, San Jose State

• Re-signed with the Packers in September 2015, returning to the team that he spent his first seven seasons in the league (2007-13) with before joining Oakland in 2014.

• Ranks 12th in franchise history in receiving yards (4,965), tied for 10th in receptions (345) and ninth in receiving TDs (44).

• Led the NFL with 14 TD catches in 2012, the first Packer to lead the league in the category since WR Sterling Sharpe did so with his franchise-record 18 in 1994.

2015 SEASON: Has played in all 13 games with 12 starts and has 35 receptions for 660 yards (18.9 avg.) and seven TDs (tied for team lead)...Is tied for No. 13 in the league in TD catches and tied for No. 6 with 11

catches of 25-plus yards, a career high (eight, 2013)...Among players with two receptions per game, ranks No. 2 in the league with a 18.9-yard receiving average and No. 7 with a first-down percentage of 77.1 (27 of 35)...Has made at least one 20-yard catch in eight games this season.

► **at Chicago Bears (Sept. 13):** In his first game back in a Green Bay uniform, started as the third WR and led the team with two TD receptions as part of a four-catch, 51-yard (12.8 avg.) afternoon...Became the first Packer to have two TD catches in a season opener since WR Antonio Freeman in 1998...Late in the first quarter, was split out wide to the left and made a leaping grab with his left hand over CB Alan Ball for the 13-yard score on the side of the end zone to put Green Bay up, 7-3...On his second TD, which came early in the third quarter, was split out left again and beat Ball on a slant for the 1-yard score...Caught a team-long 34-yard pass from Rodgers in the second quarter with Ball covering him.

► **vs. Seattle Seahawks (Sept. 20):** Started as the third WR and played 70 of 71 snaps, catching a TD pass for the second straight game...The score came on the opening drive as Jones was split out wide to the right, matched up against CB Richard Sherman...Rodgers drew DE Michael Bennett offside, creating a free play as Jones beat Sherman to the inside as Rodgers stepped up in the pocket and found him over the middle at the front of the end zone for the 29-yard score.

► **vs. Kansas City Chiefs (Sept. 28):** Led the team with 139 receiving yards and a TD on seven catches (19.9 avg.), the third-highest single-game yardage output of his career...Brought his season total to four TD catches, joining Cobb as the first Packers to post four receiving TDs in the first three games of the season since TE Keith Jackson did so in 1996...Became the first Packer to post a TD catch in each of the first three games of the season since TE Bubba Franks in 2001...On the 27-yard TD catch, which came with just under a minute remaining in the first half, was split out wide to the left against CB Marcus Cooper...Streaked down the field after the Chiefs jumped offside, making the back-shoulder catch in the end zone with Cooper losing his footing...Five of his seven catches went for first downs, including a team-long 52-yarder early in the fourth quarter that came on another free play...After the Chiefs jumped offside, made a back-shoulder grab down the seam at the Chiefs' 42 as S Tyvon Branch fell to the ground, taking it all the way down the right sideline to the Kansas City 8 to set up Rodgers' 4-yard TD pass to Cobb three plays later.

► **at San Francisco 49ers (Oct. 4):** Paced the team with 98 yards receiving on five catches (19.6 avg.), highlighted by a pair of 35-plus-yard catches...On third-and-7, made a sideline grab at the San Francisco 8 with CB Kenneth Aker in tight coverage, getting both feet in bounds on the 38-yard catch that would set up FB John Kuhn's 1-yard TD run three plays later to put Green Bay up, 17-3...Late in the first half, found an opening in the defense between Aker and LB NaVorro Bowman and then spun away from Aker and S Antoine Bethea as he took it down the left sideline for a 36-yard gain to the Green Bay 49.

► **vs. St. Louis Rams (Oct. 11):** Led the team with 77 yards receiving on two catches (38.5 avg.), highlighted by his 65-yard TD catch early in the third quarter that put the Packers ahead, 24-10...Was matched up with DB Lamarcus Joyner and caught a pass over the middle from Rodgers at the St. Louis 47 before taking it down the right sideline and outrunning S Rodney McLeod for the 65-yard score...It marked his longest TD reception since an 83-yarder vs. Detroit on Oct. 6, 2013, and it was his seventh career TD grab of 65-plus yards.

► **vs. San Diego Chargers (Oct. 18):** Posted his sixth TD catch of the season, hauling in a back-shoulder throw from Rodgers with CB Brandon Flowers covering him for an 8-yard score late in the third quarter to put the Packers up, 24-17, a lead they wouldn't relinquish...Finished with two receptions for 30 yards (15.0 avg.).

► **at Denver Broncos (Nov. 1):** Started and played 47 of 53 snaps...Had one reception for 2 yards.

► **at Carolina Panthers (Nov. 8):** Caught two passes for 57 yards (28.5 avg.), including a 36-yard grab from Rodgers in the fourth quarter...Made a leaping grab over CB Josh Norman to convert a fourth-and-14 as Rodgers scrambled to his left and found him down the field...The catch was his eighth of 25-plus yards this season, which matches his single-season career high set in 2013.

► **vs. Detroit Lions (Nov. 15):** Played 86 snaps, but did not have any receptions.

► **at Minnesota Vikings (Nov. 22):** Played 66 snaps and led the team with six receptions for 109 yards (18.2 avg.) and a TD, highlighted by three catches of 25-plus yards to match his career high (at Jacksonville, Dec. 14, 2008)...With the Packers leading 19-13, made a juggling 37-yard catch on third-and-6 down to the Minnesota 28...Made a route adjustment on the play, turning up the field to beat CB Xavier Rhodes down the sideline as he secured the ball as he went to the ground...Three plays later, on the first play of the fourth quarter, made a diving catch in the end zone, tapping both feet in bounds for the 27-yard TD...Also caught a flip pass from Rodgers on the next play for the two-point conversion and a 27-13 lead.

► **vs. Chicago Bears (Nov. 26):** Played all 78 snaps, but did not have any receptions.

► **at Detroit Lions (Dec. 3):** Posted a 19-yard reception in the fourth quarter on the second-to-last play of the game, lateraling the ball to TE Richard Rodgers, who then threw a lateral to QB Aaron Rodgers, who drew a face-mask penalty on the play to give the Packers one final, untimed play.

► **vs. Dallas Cowboys (Dec. 13):** Played 82 snaps and caught four passes for 49 yards (12.3 avg.), with three of the receptions going for first downs...Had a 13-yard catch to the Dallas 19 in the second quarter on third-and-10, keeping a drive alive that would be capped off with a 13-yard TD pass from Rodgers to RB James Starks.

30 John Kuhn, FB, 10th Year, Shippensburg

- Has played in 136 games with the Packers (2007-15), the most by an offensive player on the team over that span.

- Selected to the Pro Bowl in 2014, his second career selection (2011), and was named first-team All-Pro by *The Associated Press* for the first time in his career. Became the first Green Bay fullback since William Henderson in 2004 to be named to the Pro Bowl and earn first-team All-Pro honors in the same season.

- Has blocked for a 1,000-yard rusher in four of his last seven seasons (Ryan Grant, 2008-09; Eddie Lacy, 2013-14).

2015 SEASON: Has played in all 13 games with three starts, seeing time on offense and special teams...Has four carries for 10 yards (2.5 avg.) and a TD and four catches for 42 yards (10.5 avg.)...Has registered four tackles on special teams.

► **at Chicago Bears (Sept. 13):** Played seven snaps on offense and six on special teams.

► **vs. Seattle Seahawks (Sept. 20):** Appeared on nine plays on offense and eight on special teams.

► **vs. Kansas City Chiefs (Sept. 28):** Played 13 snaps on offense and 10 on special teams, recording a tackle.

► **at San Francisco 49ers (Oct. 4):** Scored on a 1-yard run up the middle midway through the third quarter to give Green Bay a 14-3 lead, his first rushing TD since the 2014 season opener at Seattle...Added an 8-yard catch in the third quarter, his first reception of the season.

► **vs. St. Louis Rams (Oct. 11):** Had a 3-yard run in the fourth quarter...Played 10 snaps on offense and seven on special teams.

► **vs. San Diego Chargers (Oct. 18):** Had two receptions for 20 yards (10.0 avg.), including a 19-yarder that he caught in the flat on third-and-3 and took down the sideline to the San Diego 13 to help set up QB Aaron Rodgers' 8-yard TD pass to WR James Jones two plays later that put Green Bay up, 24-17...It was his longest reception since a 20-yard grab vs. Minnesota on Nov. 24, 2013...Added a tackle on special teams.

► **at Denver Broncos (Nov. 1):** Played 11 snaps on special teams and two on offense.

► **at Carolina Panthers (Nov. 8):** Started for the first time since Week 14 last season, appearing on 10 plays on offense and 16 on special teams.

► **vs. Detroit Lions (Nov. 15):** Played 14 snaps on special teams and five on offense.

► **at Minnesota Vikings (Nov. 22):** Played 26 snaps on offense, helping clear holes for Lacy as he rushed for a season-high 100 yards on 22 carries (4.5 avg.)...Had one carry for 4 yards.

► **vs. Chicago Bears (Nov. 26):** Appeared on 10 plays on offense and nine on special teams...Posted a tackle on special teams.

► **at Detroit Lions (Dec. 3):** Started, playing 21 snaps on offense...Also appeared on 12 plays on special teams.

► **vs. Dallas Cowboys (Dec. 13):** Played a season-high 44 snaps and helped block for Green Bay's 230 rushing yards on 44 carries (5.2 avg.), the most rushing yards by the Packers in a game since Nov. 29, 2004, vs. St. Louis (231 yards on 28 carries)...Helped clear the way for a pair of 70-yard rushers in RB Eddie Lacy (season-high 124 yards and a TD on 24 carries) and RB James Starks (71 yards and a TD on 11 attempts)...Had a season-long 14-yard catch on a screen pass late in the second quarter down to the Dallas 3, helping to set up a 3-yard TD pass from QB Aaron Rodgers to TE Richard Rodgers two plays later...Also had one carry for 2 yards.

27 Eddie Lacy, RB, 3rd Year, Alabama

- Holds the franchise record for the most total TDs (24) and the most rushing yards (2,317) by a player in his first two seasons in the NFL (2013-14).
- Ranks No. 6 in the NFL in rushing yards (2,958) and No. 4 in rushing TDs (23) since 2013.
- With 1,139 rushing yards in 2014, became just the fifth player in franchise history to register back-to-back 1,000-yard rushing seasons.
- Registered 100-plus yards from scrimmage in each of the last nine games in 2014, the longest streak in team history.
- Was named the NFL Offensive Rookie of the Year by *The Associated Press* in 2013, joining RB John Brockington (1971) as the only Packers to win the award since its inception in 1957.

2015 SEASON: Has played in 12 games with nine starts and has registered a team-high 641 rushing yards on 151 carries (4.2 avg.) with three TDs...Also has 16 receptions for 129 yards (8.1 avg.)...Missed the Week 10 contest vs. Detroit due to a groin injury.

► **at Chicago Bears (Sept. 13):** Paced the offense with 85 yards on 19 attempts (4.5 avg.), including a 2-yard TD plunge with just under two minutes remaining that gave Green Bay a 31-16 lead...Rushed for five first downs and added two catches for 14 yards (7.0 avg.), highlighted by a one-handed grab late in the first quarter...Extended to make the catch with his left hand on a shovel pass from QB Aaron Rodgers to pick up 9 yards and the first down.

► **vs. Seattle Seahawks (Sept. 20):** Had three carries for 9 yards (3.0 avg.), but left the game in the first quarter due to an ankle injury and did not return.

► **vs. Kansas City Chiefs (Sept. 28):** Despite being limited in practice during the week due to the ankle injury, started and rushed for 46 yards on 10 carries (4.6 avg.)...Added three receptions for 41 yards (13.7 avg.), highlighted by his 26-yard reception on Green Bay's opening TD drive when he caught a flip pass from Rodgers and hurdled LB Josh Mauga before taking it down the left sideline to the Kansas City 8.

► **at San Francisco 49ers (Oct. 4):** Led the team with a season-high 90 yards rushing on 18 carries (5.0 avg.), part of a season-best 162-yard effort by Green Bay on the ground...Matched his season high with five first downs.

► **vs. St. Louis Rams (Oct. 11):** Rushed for 27 yards on 13 carries (2.1 avg.) and had an 8-yard reception.

► **vs. San Diego Chargers (Oct. 18):** Carried the ball four times for 3 yards (0.8 avg.) and added two receptions for 17 yards (8.5 avg.).

► **at Denver Broncos (Nov. 1):** Led the team with 38 rushing yards and a TD on 11 carries (3.5 avg.)...Had a 15-yard run down to the Denver 7 late in the second quarter and then scored on a 2-yard run two plays later.

► **at Carolina Panthers (Nov. 8):** Posted 10 yards rushing on five carries (2.0 avg.)...Departed in the fourth quarter due to a groin injury and did not return.

► **vs. Detroit Lions (Nov. 15):** Inactive (groin), just his second NFL game missed due to injury.

► **at Minnesota Vikings (Nov. 22):** Led the team with 100 rushing yards on a season-best 22 attempts (4.5 avg.)...Matched his season high with five first downs...Had a season-long 27-yard gain early in the second quarter, spinning away from S Andrew Sendejo and breaking a tackle attempt from S Harrison Smith on the big gain.

► **vs. Chicago Bears (Nov. 26):** Rushed for 105 yards on 17 carries

(6.5 avg.), the first time in his career that he had posted back-to-back 100-yard rushing games...He also became the first Packer to do so since RB Ahman Green registered three straight 100-yard games in 2006...Posted a season-long 29-yard run on the second play from scrimmage, spinning away from tackle attempts by S Adrian Amos and LB Willie Young as he bounced the run out down the left sideline...Added four receptions for 34 yards (8.5 avg.), highlighted by a 25-yard TD on a screen pass in the first quarter...The score gave him a TD in all six of his career games against the Bears, tying Cardinals WR Larry Fitzgerald (six games vs. Philadelphia) for the longest current TD streak in the league against one opponent to start a career.

► **at Detroit Lions (Dec. 3):** Had 5 rushing yards on four carries (0.8 avg.).

► **vs. Dallas Cowboys (Dec. 13):** Led the offense with a season-high 124 rushing yards and a TD on 24 attempts (5.2 avg.), his third 100-yard rushing effort in the last four games...Rushed for nine first downs, matching his career high set at Minnesota on Nov. 23, 2014...Also matched his career best with five runs of 10-plus yards (at Dallas, Dec. 15, 2013; vs. Minnesota, Oct. 2, 2014)...His long run of 24 yards came late in the fourth quarter with just under three minutes remaining when he found a running lane between G T.J. Lang and T Bryan Bulaga...Dragged several Dallas defenders with him at the tail end of the run before being brought down at the Dallas 1; took it in for the 1-yard TD on a run on the next play...Picked up 24 yards on a screen in the first quarter, spinning away from tackle attempts at the end of the play as he took it down to the Dallas 4...Helped the Packers rack up 230 yards on the ground on 44 attempts (5.2 avg.), the most rushing yards by Green Bay in a game since Nov. 29, 2004, vs. St. Louis (231 yards on 28 attempts).

70 T.J. Lang, G, 7th Year, Eastern Michigan

• Has started 75 of 77 games since 2011, which is tied with G Josh Sitton for the most by any Green Bay player on the offensive side of the ball over that span.

• Opened all 16 contests at RG in 2014 and was named a Pro Bowl alternate for the first time in his career.

• Has started 78 games during his career, opening contests at four different positions (44 at RG, 27 at LG, five at RT, two at LT).

2015 SEASON: Has started all 12 games he has played in at RG...Was sidelined in Week 13 (shoulder)...Part of a line that has helped the Packers rank No. 1 in the league in giveaways (nine), No. 1 in zero-giveaway games (eight), No. 8 in rushing (120.8 ypg) and No. 12 in scoring (24.4 ppg)...Has helped the offense register eight games with 120-plus rushing yards, which is tied for No. 3 in the NFL.

► **at Chicago Bears (Sept. 13):** Started at RG and played all 60 snaps as the offensive line didn't allow a sack of QB Aaron Rodgers...Protected Rodgers as he threw for 189 yards and three TDs on 18-of-23 passing for a 140.5 passer rating...Helped clear holes for a ground game that produced 133 yards on 30 carries (4.4 avg.), highlighted by RB Eddie Lacy's 85 yards on 19 attempts (4.5 avg.).

► **vs. Seattle Seahawks (Sept. 20):** Started at RG and played all 71 snaps...Helped protect Rodgers as he connected on 25 of 33 passes for 249 yards and two TDs with no INTs for a 116.9 passer rating...With Lacy departing after just eight snaps due to an ankle injury, helped clear holes for RB James Starks as he racked up 95 yards on 20 carries (4.8 avg.)...With 127 yards as a team on 29 attempts (4.4 avg.), it marked the first time since 2004 that the Packers posted 125-plus rushing yards in both of the first two games...Combo-blocked DE Michael Bennett with C Corey Linsley on Starks' game-long 35-yard run midway through the third quarter.

► **vs. Kansas City Chiefs (Sept. 28):** Started at RG and played all 76 snaps...Protected Rodgers as the line allowed just one sack to a Kansas City defense that had registered eight sacks in the first two games...Helped give Rodgers time to complete 24 of 35 passes for 333 yards and five TDs with no INTs, the fourth game of his career with five-plus TD passes, a franchise record...Also helped clear holes for a rushing attack that delivered 123 yards on 32 attempts (3.8 avg.), the third straight game this season that the Packers have registered 120-yards on the ground...It marked the first time since 1996 that Green Bay began a season with three

consecutive 120-yard rushing games.

► **at San Francisco 49ers (Oct. 4):** Started at RG and played all 73 snaps, helping the Packers rush for a season-high 162 yards and a TD on 33 attempts (4.9 avg.)...It marked the fourth straight 120-yard rushing effort by the Packers, the first time they had cleared that mark in each of the first four games since 1971...Helped the Packers control the clock for a season-high 36:34.

► **vs. St. Louis Rams (Oct. 11):** Started at RG and appeared on 24 snaps before departing the game with a knee injury with just over six minutes remaining in the second quarter...Did not return.

► **vs. San Diego Chargers (Oct. 18):** Started at RG and played all 53 snaps despite being limited in practice during the week after sustaining a knee injury in Week 5...Helped the Packers post 133 rushing yards on just 17 carries, a 7.8-yard average that was the best by Green Bay since Oct. 10, 2010, at Washington (9.2, 17-157)...Helped clear the way for Starks' 112 yards on just 10 carries (11.2 avg.), the best yards-per-carry average by an NFL back this season (min. 10 att.)...On Green Bay's first offensive snap, sealed ILB Donald Butler to help clear a lane for Starks on a toss play that picked up 25 yards...Had a key fumble recovery early in the fourth quarter with the Packers protecting a 24-20 lead...Recovered a fumble by RB Eddie Lacy at the Green Bay 25 to retain possession.

► **at Denver Broncos (Nov. 1):** Started at RG and played 51 of 53 snaps...Was out of the game for the final two plays (coach's decision).

► **at Carolina Panthers (Nov. 8):** Started at RG and played all 77 snaps...Helped protect Rodgers as he threw for a season-high 369 yards and four TDs on 25-of-48 passing.

► **vs. Detroit Lions (Nov. 15):** Started at RG and played 86 of 87 snaps, coming off the field for one play in the fourth quarter due to an injury...Helped protect Rodgers as he completed a career-high 35 passes and threw for 333 yards, his second straight 300-yard game.

► **at Minnesota Vikings (Nov. 22):** Started at RG and played all 77 snaps, helping clear holes for Lacy as he rushed for a season-high 100 yards on 22 carries (4.5 avg.)...Part of a line that allowed just two sacks of Rodgers as he threw for 212 yards and two TDs with no INTs...Had the key block on Starks' 30-yard pass early in the third quarter, cutting LB Eric Kendricks to help spring him for the big gain.

► **vs. Chicago Bears (Nov. 26):** Started at RG and played all 78 snaps...Helped the offense rack up a season-high 177 yards rushing on 28 carries (6.3 avg.), the best yardage total on the ground by Green Bay since the team posted 179 yards vs. Atlanta in Week 14 last season...Blocked for Lacy as he registered a season-high 105 yards rushing on 17 carries (6.2 avg.), the first Green Bay RB to register back-to-back 100-yard rushing games since Ahman Green in 2006 (three straight).

► **at Detroit Lions (Dec. 3):** Inactive (shoulder), the first time in his career that he did not dress due to injury...It snapped a streak of 46 consecutive regular-season games played.

► **vs. Dallas Cowboys (Dec. 13):** Started and played all 87 snaps, helping the Packers record season highs for rushing yards (230), first downs (29) and time of possession (37:48)...The 230 rushing yards on a season-high 44 attempts (5.2 avg.) were the most by Green Bay in a game since Nov. 29, 2004, vs. St. Louis (231 yards on 28 carries)...Helped block for a pair of 70-yard rushers in Lacy (season-high 124 yards and a TD on 24 carries) and Starks (71 yards and a TD on 11 attempts)...The Packers' 435 yards of total offense was their second-highest total of the season and the most since Week 3 vs. Kansas City (448).

63 Corey Linsley, C, 2nd Year, Ohio State

- Started every game in 2014, becoming the first rookie center to do so for the Packers since the league went to a 16-game schedule in 1978.
 - Was named to the PFWA's All-Rookie team, the first Green Bay center to be honored since its inception in 1974.
 - Became the first Green Bay rookie to start at center in the season opener since the 1970 AFL-NFL merger.
 - Was the only player on offense to play every snap for the Packers in 2014.
- 2015 SEASON:** Has started all 11 games he has played in at C...Missed two games (Weeks 12 and 14) due to an ankle injury...Part of a line that has helped the Packers rank No. 1 in the league in giveaways (nine), No. 1

in zero-giveaway games (eight), No. 8 in rushing (120.8 ypg) and No. 12 in scoring (24.4 ppg)...Has helped the offense register eight games with 120-plus rushing yards, which is tied for No. 3 in the NFL.

► **at Chicago Bears (Sept. 13):** Started at C and played all 60 snaps as the offensive line didn't allow a sack of QB Aaron Rodgers...Protected Rodgers as he threw for 189 yards and three TDs on 18-of-23 passing for a 140.5 passer rating...Helped clear holes for a ground game that produced 133 yards on 30 carries (4.4 avg.), highlighted by RB Eddie Lacy's 85 yards on 19 attempts (4.5 avg.).

► **vs. Seattle Seahawks (Sept. 20):** Started at C and played all 71 snaps...Helped protect Rodgers as he connected on 25 of 33 passes for 249 yards and two TDs with no INTs for a 116.9 passer rating...With Lacy departing after just eight snaps due to an ankle injury, helped clear holes for RB James Starks as he racked up 95 yards on 20 carries (4.8 avg.)...With 127 yards as a team on 29 attempts (4.4 avg.), it marked the first time since 2004 that the Packers posted 125-plus rushing yards in both of the first two games...Combo-blocked DE Michael Bennett with G T.J. Lang on Starks' game-long 35-yard run midway through the third quarter, knocking Bennett to the ground and then moving on to block LB K.J. Wright.

► **vs. Kansas City Chiefs (Sept. 28):** Started at C and played all 76 snaps...Protected Rodgers as the line allowed just one sack to a Kansas City defense that had registered eight sacks in the first two games...Helped give Rodgers time to complete 24 of 35 passes for 333 yards and five TDs with no INTs, the fourth game of his career with five-plus TD passes, a franchise record...Also helped clear holes for a rushing attack that delivered 123 yards on 32 attempts (3.8 avg.), the third straight game this season that the Packers have registered 120-yards on the ground...It marked the first time since 1996 that Green Bay began a season with three consecutive 120-yard rushing games.

► **at San Francisco 49ers (Oct. 4):** Started at C and played all 73 snaps, helping the Packers rush for a season-high 162 yards and a TD on 33 attempts (4.9 avg.)...It marked the fourth straight 120-yard rushing effort by the Packers, the first time they had cleared that mark in each of the first four games since 1971...Helped the Packers control the clock for a season-high 36:34.

► **vs. St. Louis Rams (Oct. 11):** Started at C and appeared on all 62 snaps...Part of a line that gave up just two sacks to a St. Louis defense that entered the game tied for No. 2 in the league in the category with 17 in the first four contests.

► **vs. San Diego Chargers (Oct. 18):** Started at C and played all 53 snaps...Helped the Packers post 133 rushing yards on just 17 carries, a 7.8-yard average that was the best by Green Bay since Oct. 10, 2010, at Washington (9.2, 17-157)...Helped clear the way for Starks' 112 yards on just 10 carries (11.2 avg.), the best yards-per-carry average by an NFL back this season (min. 10 att.)...On Green Bay's first offensive snap, sealed DE Kendall Reyes to help clear a lane for Starks on a toss play that picked up 25 yards.

► **at Denver Broncos (Nov. 1):** Started at C and played all 53 snaps.

► **at Carolina Panthers (Nov. 8):** Started at and played all 77 snaps...Helped protect Rodgers as he threw for a season-high 369 yards and four TDs on 25-of-48 passing...Got up the field and sealed LB Thomas Davis to help provide a lane for Starks on a screen pass that went 29 yards for a TD midway through the fourth quarter.

► **vs. Detroit Lions (Nov. 15):** Started at C and played all 87 snaps, helping protect Rodgers as he completed a career-high 35 passes and threw for 333 yards, his second straight 300-yard game.

► **at Minnesota Vikings (Nov. 22):** Started at C, but departed with 5:30 remaining in the first quarter after just 12 snaps due to an ankle injury, one that would sideline him for the remainder of the game as he missed the first action of his career.

► **vs. Chicago Bears (Nov. 26):** Inactive (ankle), his first game missed due to injury in his career.

► **at Detroit Lions (Dec. 3):** Returned to action, starting at C and playing 28 snaps before reinjuring his ankle in the second quarter...Did not return.

► **vs. Dallas Cowboys (Dec. 13):** Inactive (ankle).

8 Tim Masthay, P, 6th Year, Kentucky

- Ranks No. 1 in team history (min. 150 attempts) in both career gross punting average (44.1) and career net punting average (38.5).
- Ranks No. 1 in team annals (since 1976) for the most career punts placed inside the 20 with 130, having surpassed Craig Hentrich's mark of 104 last season.

- Set a franchise record (since 1976) with a 38.95-yard net punting average in 2013, and holds the top four single-season marks (2010-13) in team annals.

- His 45.6-yard gross average in 2011 set a franchise record, eclipsing the 45.0-yard mark set by Hentrich in 1997. Holds two of the top four single-season gross punting averages in team history (44.6 in 2013).

2015 SEASON: Has posted a 43.2-yard gross average and a net average of 39.6 yards on 67 punts this season...Has placed 16 punts inside the 20 with four touchbacks...Has also served as the holder for all field goals and extra points...Has two tackles on special teams.

► **at Chicago Bears (Sept. 13):** Punted twice for a 48.5-yard gross average and a 33.0-yard net...Had a long punt of 54 yards.

► **vs. Seattle Seahawks (Sept. 20):** Posted a 46.3-yard gross average and a 39.0-yard net average on three punts.

► **vs. Kansas City Chiefs (Sept. 28):** Punted five times on the evening, recording a 43.0-yard gross average and a net average of 39.4 yards...Placed two punts inside the 20.

► **at San Francisco 49ers (Oct. 4):** Recorded a 39.2-yard gross average and a 37.2-yard net average on six punts...Placed a 48-yarder out of bounds at the San Francisco 10 in the first quarter.

► **vs. St. Louis Rams (Oct. 11):** Punted four times for a 47.8-yard gross average and a 36.8-yard net average.

► **vs. San Diego Chargers (Oct. 18):** Posted a season-best 42.3-yard net punting average on four punts, including two punts placed inside the 20...With San Diego posting minus-7 return yards on his four punts, he recorded a higher net average than gross average (40.5) for the first time in his career...It was also the first time a Green Bay punter had accomplished that feat since B.J. Sander on Sept. 18, 2005, vs. Cleveland.

► **at Denver Broncos (Nov. 1):** Posted a 46.2-yard gross average and a 43.8-yard net average on his five punts...The net average was his top mark (min. four punts) since Week 7 last season vs. Carolina (44.0 yards on five punts).

► **at Carolina Panthers (Nov. 8):** Punted eight times on the afternoon for a 44.6-yard gross average and a 40.3-yard net average...Placed two punts inside the 20 and registered a season-long 56-yard punt in the first quarter...Added a tackle on special teams.

► **vs. Detroit Lions (Nov. 15):** Punted a career-high nine times on the day, recording a 41.3-yard gross average and a 37.0-yard net average...Placed a season-high three punts inside the 20, his best total since recording five vs. Minnesota in Week 5 of 2014...That included a punt downed at the Detroit 3 in the second quarter and another downed at the Detroit 7 in the third quarter...Added a tackle on special teams.

► **at Minnesota Vikings (Nov. 22):** Posted a 38.0-yard gross and net average, including two punts inside the 20...Angled a 50-yarder out of bounds at the Minnesota 9 in the fourth quarter.

► **vs. Chicago Bears (Nov. 26):** Registered a 35.6-yard gross average and a 34.2-yard net average on five punts...Placed two punts inside the 20, his career-high fourth straight game with two or more punts inside the 20.

► **at Detroit Lions (Dec. 3):** Posted a season-high 44.3-yard net average on six punts (47.7-yard gross)...Recorded a season-long 62-yard punt, his franchise-record sixth straight season with at least one 60-yard punt.

► **vs. Dallas Cowboys (Dec. 13):** Registered a 44.7-yard net average on six punts, the first time in his career that he had posted back-to-back games with a net average of 44.0-plus yards...Became the first Green Bay punter in team history (since 1976) to post a net average of 44.0-plus yards in two straight games in the same season...Had a long of 53 yards and a gross average of 47.0 yards.

52 Clay Matthews, LB, 7th Year, Southern California

- Ranks third in franchise history with 66.5 career sacks, trailing only DEs Kabeer Gbaja-Biamila (74.5) and Reggie White (68.5).

- Started all 16 games for the first time in his career in 2014, opening four

at LOLB, six at ROLB and six at MLB. Played on the inside for the first time in his career beginning in Week 10.

- Named to his fifth career Pro Bowl in 2014 (the most by a Green Bay LB) after recording 69 tackles, a team-best 11.0 sacks (No. 12 in the NFL), an interception, two forced fumbles, six passes defended, 17 QB hits (tied for No. 2 on the team) and 21 pressures (No. 2 on the team).

- Joined Houston DE J.J. Watt and Denver OLB DeMarcus Ware as the only players in the league with at least one interception, one forced fumble and 10 sacks in 2014.

2015 SEASON: Has started all 13 games at MLB and ranks No. 2 on the team with 81 tackles (54 solo)...Also ranks No. 2 on the team with 5.5 sacks...Leads the team in both QB hits (13) and pressures (21)...Has added an interception, a fumble recovery and three passes defended.

► **at Chicago Bears (Sept. 13):** Started at MLB and made one of the critical plays in the game with just under four minutes remaining when he picked off QB Jay Cutler in Green Bay territory with the Packers protecting a 24-16 lead...On the play, was lined up on the inside and dropped to his left into coverage, stepping in front of TE Martellus Bennett at the Green Bay 20 and returning the interception 42 yards as he took it down the left sideline before turning it up the field...It was the second-longest return of his career and the second straight year that he posted an INT return of 40-plus yards at Chicago (40-yard return, Sept. 28, 2014).

► **vs. Seattle Seahawks (Sept. 20):** Started at MLB and played all 60 snaps, one of four Green Bay defenders to do so...Registered two tackles (one solo) and helped limit RB Marshawn Lynch to just 41 yards on 15 carries (2.7 avg.).

► **vs. Kansas City Chiefs (Sept. 28):** Started at MLB and played 67 of 71 snaps...Registered two sacks, the 13th two-sack game of his career (No. 4 in team history)...Late in the third quarter, was lined up inside and then bounced it out to the left sideline to chase QB Alex Smith down and trip him up for a 1-yard sack at the Green Bay 38...Was standing up on the line in the fourth quarter and then blew past G Ben Grubbs to bring Smith down for a 7-yard sack at the Green Bay 49...Finished with five tackles (four solo) and added a team-high six QB pressures and a QB hit.

► **at San Francisco 49ers (Oct. 4):** Shot between DTs Mike Daniels and B.J. Raji to come up the middle untouched to get to QB Colin Kaepernick for an 8-yard sack on a third down midway through the third quarter to force a San Francisco punt...Earlier in the quarter, stopped RB Carlos Hyde for a 3-yard loss on a run to the right...Finished with three tackles (two solo), three pressures and a QB hit...Helped limit the 49ers to just one rushing first down and Hyde to only 20 yards rushing on eight carries (2.5 avg.).

► **vs. St. Louis Rams (Oct. 11):** Midway through the first quarter, came from around the right end from his MLB spot to share a 7-yard sack of QB Nick Foles with LB Nick Perry...With 4:40 remaining in the fourth quarter, perfectly timed a blitz up the middle to get to Foles untouched for an 8-yard sack...Finished with five tackles (two solo), three QB hits and two pressures.

► **vs. San Diego Chargers (Oct. 18):** Started at MLB and played 91 of 92 snaps, finishing with seven tackles (four solo), a team-high four QB hits, a team-best four pressures and a fumble recovery...Registered the first fumble recovery since his rookie season of 2009 when he dove on RB Melvin Gordon's fumble forced by S Ha Ha Clinton-Dix at the San Diego 34 with a little over six minutes remaining in the first half...On first-and-goal from the Green Bay 3 with 33 seconds remaining, stuffed RB Danny Woodhead for just a 1-yard gain.

► **at Denver Broncos (Nov. 1):** Started at MLB and played 63 of 67 snaps, departing the game briefly in the third quarter with an ankle injury, but did return...Finished with eight tackles (seven solo) and a QB hit...Brought down RB Ronnie Hillman for a 5-yard loss on a screen pass late in the first half.

► **at Carolina Panthers (Nov. 8):** Started at MLB and appeared on all 67 plays, one of three Green Bay defenders to do so...Was tied for the lead among LBs with seven tackles (four solo) and helped limit RB Jonathan Stewart to an average of 3.1 yards per carry (66 yards on 20 attempts), his lowest average since Week 1.

► **vs. Detroit Lions (Nov. 15):** Started at MLB and played all 65 snaps,

one of two defenders to do so (S Morgan Burnett)...Registered seven tackles (four solo) and two passes defended, with the pass breakups coming on back-to-back plays in the first quarter...Dove to break up QB Matthew Stafford's pass intended for TE Brandon Pettigrew in the flat, and then on the next play, came up the middle and got a hand up to knock down another Stafford pass and force a three-and-out...Helped limit the Lions to just 45 yards rushing on 26 attempts (1.7 avg.), the fewest rushing yards allowed to an opponent on 25-plus attempts since Miami rushed for 37 yards on 25 carries vs. the Packers on Sept. 22, 1991.

►**at Minnesota Vikings (Nov. 22):** Played 60 of 64 snaps and was tied for the team lead with 10 tackles (eight solo)...Fought off a block from TE Kyle Rudolph to get to RB Adrian Peterson in the backfield and trip him up for a 3-yard loss late in the second quarter...Midway through the third quarter, blew past a block attempt from FB Zach Line to drop Peterson for another 3-yard loss...Helped limit Peterson, who entered the game ranked No. 1 in the league in rushing, to just 45 yards on 13 carries (3.5 avg.), his lowest yardage total since Week 1.

►**vs. Chicago Bears (Nov. 26):** Played all 67 snaps, one of three Green Bay defenders to do so, and registered five tackles (three solo), a QB hit and a pressure...Helped limit the Bears to an average of 3.3 yards per carry on 31 attempts with a long gain of 14 yards.

►**at Detroit Lions (Dec. 3):** Appeared on all 65 plays and posted four tackles (two solo) and a team-high three QB pressures.

►**vs. Dallas Cowboys (Dec. 13):** Played 49 of 52 snaps and led the team with eight tackles (five solo), a sack, two pressures and a QB hit...Came untouched between RT and RG to drill QB Matt Cassel for an 8-yard sack on third down on the opening play of the fourth quarter, forcing a Dallas punt.

88 Ty Montgomery, WR, Rookie, Stanford

- Finished his career at Stanford as the school's all-time leader in kickoff return yards with 2,493, besting Chris Owusu's mark of 2,132 yards from 2008-11.

- Posted 5,190 all-purpose yards with the Cardinal (334 rushing, 2,125 receiving, 238 PR, 2,493 KOR), the fourth most in school history behind Darrin Nelson, Glyn Milburn and Troy Walters.

- Earned second-team All-Pacific-12 honors as a return specialist and honorable mention All-Pac-12 recognition as a wide receiver as a senior in 2014.

2015 SEASON: Has played in six games with three starts, seeing action on offense and special teams...Has missed seven contests due to an ankle injury (Weeks 8-14)...Has caught 15 passes for 136 yards (9.1 avg.) and two TDs...Has posted a 31.1-yard average on seven kickoff returns and has rushed for 14 yards on three carries (4.7 avg.).

►**at Chicago Bears (Sept. 13):** Served as the primary kickoff returner, posting a 35.3-yard average on his three returns...Registered a 41-yard return to the Chicago 39 on his first career return and later added a 46-yarder on the opening kick of the second half to help set up a Green Bay TD drive.

►**vs. Seattle Seahawks (Sept. 20):** Saw the first action of his career on offense, playing 25 snaps and catching four passes for 37 yards (9.3 avg.)...Three of the four catches came on Green Bay's go-ahead TD drive early in the fourth quarter, highlighted by a 17-yard grab...On the play, was lined up in the slot and caught a pass from QB Aaron Rodgers in the right flat, bouncing off tackle attempts by LB Bobby Wagner and CB Richard Sherman as he spun away for extra yardage...Also made a key play late in the first half when he drew a 52-yard pass interference penalty on Sherman as he streaked down the right sideline and made a leaping attempt for Rodgers' pass at the Seattle 35.

►**vs. Kansas City Chiefs (Sept. 28):** Saw significant action (66 snaps) with starting WR Davante Adams departing the game after just three plays due to an ankle injury...Caught two passes for 14 yards (7.0 avg.), highlighted by the first TD of his career, an 8-yard catch from Rodgers with just under 10 minutes remaining in the first quarter to give Green Bay a 7-0 lead...Was split out wide to the left against CB Marcus Cooper and made an inside move to gain separation before bouncing it back outside to make the grab from Rodgers and take it in for his first NFL

score...Also posted a 32.0-yard average on his two kickoff returns.

►**at San Francisco 49ers (Oct. 4):** Started his first NFL game, opening as the third WR with WR Davante Adams sidelined (ankle)...Played 72 of 73 snaps and caught three passes for 15 yards (5.0 avg.)...Also registered the first rushing attempts of his pro career, picking up 10 yards on two carries (5.0 avg.).

►**vs. St. Louis Rams (Oct. 11):** Started for the second straight game as the third WR and caught a career-high four passes for a career-best 59 yards (14.8 avg.) and a TD...On third-and-6 on Green Bay's opening drive, came across the middle and found himself wide open at the St. Louis 24, catching the pass from Rodgers and taking it the rest of the way down the middle for the 31-yard TD.

►**vs. San Diego Chargers (Oct. 18):** Started as the third WR, posting two catches for 11 yards (5.5 avg.) and a 4-yard run, but left the game after sustaining an ankle injury on his 6-yard reception early in the second quarter...Did not return.

►**at Denver Broncos (Nov. 1):** Inactive (ankle).

►**at Carolina Panthers (Nov. 8):** Inactive (ankle).

►**vs. Detroit Lions (Nov. 15):** Inactive (ankle).

►**at Minnesota Vikings (Nov. 22):** Inactive (ankle).

►**vs. Chicago Bears (Nov. 26):** Inactive (ankle).

►**at Detroit Lions (Dec. 3):** Inactive (ankle).

►**vs. Dallas Cowboys (Dec. 13):** Inactive (ankle).

55 Andy Mulumba, LB, 3rd Year, Eastern Michigan

- Saw action in two games on special teams in 2014 before being placed on season-ending injured reserve on Sept. 19 due to a knee injury.

- Appeared in 14 games with three starts as a rookie in 2013, recording 34 tackles (17 solo), a sack and a fumble recovery.

- One of three rookie free agents to make the opening-day roster in 2013, he was tied with CB Micah Hyde for the most starts by a Green Bay rookie on the defensive side of the ball with three. Was tied for No. 6 on the team with five tackles on special teams in '13.

2015 SEASON: Has played in five games, seeing time on defense and special teams...Has been inactive for eight contests (healthy scratch)...Has posted two assisted tackles on defense and two tackles on special teams on special teams.

►**at Chicago Bears (Sept. 13):** Inactive (healthy scratch).

►**vs. Seattle Seahawks (Sept. 20):** Played 10 snaps on defense and three on special teams.

►**vs. Kansas City Chiefs (Sept. 28):** Posted a tackle on special teams, seeing action on 11 plays.

►**at San Francisco 49ers (Oct. 4):** Appeared on five plays on special teams.

►**vs. St. Louis Rams (Oct. 11):** Played 13 snaps on defense and one on special teams.

►**vs. San Diego Chargers (Oct. 18):** Appeared on 18 plays on defense and six on special teams...Registered an assisted tackle on defense and a tackle on special teams.

►**at Denver Broncos (Nov. 1):** Inactive (healthy scratch).

►**at Carolina Panthers (Nov. 8):** Inactive (healthy scratch).

►**vs. Detroit Lions (Nov. 15):** Inactive (healthy scratch).

►**at Minnesota Vikings (Nov. 22):** Inactive (healthy scratch).

►**vs. Chicago Bears (Nov. 26):** Inactive (healthy scratch).

►**at Detroit Lions (Dec. 3):** Inactive (healthy scratch).

►**vs. Dallas Cowboys (Dec. 13):** Inactive (healthy scratch).

96 Mike Neal, LB, 6th Year, Purdue

- Has registered 16.5 sacks since 2012, good for No. 3 on the team over that span.

- Was limited to just nine games as a pro due to injuries over the course of his first two seasons (2010-11), but rebounded to play in 43 games with 14 starts over the last three seasons (2012-14), including all 16 contests in both 2013 and 2014.

- Enjoyed the finest season of his career in 2013 after transitioning to a hybrid OLB/DE role and going on to set new career highs in every major statistical category.

2015 SEASON: Has played in all 13 games with 12 starts, opening six contests at LOLB and six at ROLB...Has registered 34 tackles (22 solo), 2.5 sacks, seven QB hits and seven pressures.

►**at Chicago Bears (Sept. 13):** Started at LOLB and played 55 snaps on the afternoon...Registered two tackles (both solo), including a stop of RB Matt Forte for a 1-yard loss on a third-quarter run.

►**vs. Seattle Seahawks (Sept. 20):** Started at ROLB and played 42 snaps, recording a season-high five tackles (two solo)...Stayed home at his ROLB spot to bring down QB Russell Wilson for a 2-yard loss on a zone-read play midway through the fourth quarter.

►**vs. Kansas City Chiefs (Sept. 28):** Played 44 snaps on defense and shared a sack with DT Mike Daniels early in the third quarter...Came off the right side and got past T Donald Stephenson to bring QB Alex Smith down for a 7-yard loss at the Kansas City 28...Finished with two tackles (one solo) and a pressure.

►**at San Francisco 49ers (Oct. 4):** With just under 4:30 remaining and the Packers leading, 17-3, came untouched off of the left side to sack QB Colin Kaepernick for an 8-yard loss on fourth down, forcing a turnover on downs.

►**vs. St. Louis Rams (Oct. 11):** Started at ROLB and played 45 snaps...Posted three tackles (two solo), two pressures and a QB hit...Got into the backfield to trip up RB Todd Gurley for a 3-yard loss on a third-quarter run.

►**vs. San Diego Chargers (Oct. 18):** Started at ROLB and played 64 snaps, finishing with three tackles (two solo), a half-sack, two QB hits, a pressure and a forced fumble...Came through unblocked from his LOLB position for a shared 8-yard sack of QB Philip Rivers with DT Mike Daniels early in the fourth quarter for an 8-yard loss back to the Green Bay 30...Forced a fumble in the first quarter, coming across the play from his ROLB spot to punch the ball out from RB Melvin Gordon at the Green Bay 29, a fumble that was recovered by Chargers G D.J. Fluker.

►**at Denver Broncos (Nov. 1):** Started at ROLB, appearing on 51 plays and recording three tackles (all solo)...Fought off a block from TE Virgil Green to bring down RB Juwan Thompson for a 1-yard loss on a third-quarter run...Added another tackle for loss later in the game, coming up the middle to drop RB C.J. Anderson for a 3-yard loss on third down with just under two minutes remaining in the game.

►**at Carolina Panthers (Nov. 8):** Started at LOLB and played 59 snaps...Posted three tackles (one solo) and a QB pressure.

►**vs. Detroit Lions (Nov. 15):** Started at ROLB and appeared on 47 plays, finishing with three tackles (two solo) and a QB hit.

►**at Minnesota Vikings (Nov. 22):** Started at LOLB and played 38 snaps, registering two tackles (one solo), a half-sack and two QB hits...Late in the second quarter, teamed with LB Julius Peppers to bring down QB Teddy Bridgewater for a 2-yard sack, forcing Minnesota into a third-and-15 on the eventual three-and-out that gave Green Bay the ball back before the half.

►**vs. Chicago Bears (Nov. 26):** Started at LOLB and appeared on 47 plays...Posted four tackles (three solo), including a tackle for a loss...Made an inside move to beat T Charles Leno Jr. on his way to bringing down RB Jeremy Langford for a 5-yard loss on a fourth-quarter run.

►**at Detroit Lions (Dec. 3):** Started at ROLB, appearing on 48 snaps and recording two tackles (both solo), a tackle for a loss and a QB pressure...Came through untouched from his LOLB spot to bring down RB Ameer Abdullah for a 3-yard loss on a run midway through the second quarter.

►**vs. Dallas Cowboys (Dec. 13):** Started at LOLB and played 42 snaps, recording an assisted tackle, a QB hit and a pressure.

51 Nate Palmer, LB, 3rd Year, Illinois State

• Spent the entire 2014 season on injured reserve due to a knee injury sustained in the final preseason game.

• Appeared in eight games as a rookie in 2013, making two starts at OLB and registering 18 tackles (12 solo). Added a tackle on special teams.

• Made his first career start in Week 7 vs. Cleveland with Clay Matthews and Nick Perry both sidelined with injuries, and posted six tackles (three solo).

2015 SEASON: Has played in all 13 games with 10 starts at BLB...Ranks No. 3 on the team with 80 tackles (55 solo) and has added a sack and three passes defended...Has added two tackles on special teams.

►**at Chicago Bears (Sept. 13):** Saw significant action in his hometown in relief of starting LB Sam Barrington, who left the game in the first quarter due to an ankle injury and did not return...Played 61 snaps and finished second on the team with nine tackles (six solo) and a pass defended.

►**vs. Seattle Seahawks (Sept. 20):** Started at BLB, the first start of his career on the inside, and led the linebackers with six tackles (four solo) and a pass defended...Helped limit RB Marshawn Lynch to just 41 yards on 15 carries (2.7 avg.).

►**vs. Kansas City Chiefs (Sept. 28):** Started at BLB, appearing on 35 plays, and registered four tackles (three solo)...Late in the first quarter, perfectly read a screen pass from QB Alex Smith to RB Jamaal Charles, fighting off a block by G Ben Grubbs to bring Charles down for just a 1-yard gain at the Kansas City 21...Helped limit Charles to just 49 yards rushing on 11 carries (4.5 avg.), with a long of 13 yards.

►**at San Francisco 49ers (Oct. 4):** Started at BLB and played 37 snaps...Led the LBs with six tackles (five solo) and a pass defended...Helped limit the 49ers to just one rushing first down and RB Carlos Hyde to only 20 yards rushing on eight carries (2.5 avg.)...Added a tackle on special teams.

►**vs. St. Louis Rams (Oct. 11):** Started at BLB, appearing on 52 snaps and recording five tackles (four solo)...Helped limit QB Nick Foles to a 23.8 passer rating as he completed only 11 of 30 passes for 141 yards and one TD with a career-high four INTs (previous high was two INTs).

►**vs. San Diego Chargers (Oct. 18):** Started at BLB and played 80 snaps, finishing with a team-leading and career-high 13 tackles (nine solo)...Added a QB pressure...Helped limit the Chargers to just 60 yards rushing on 21 carries (2.9 avg.).

►**at Denver Broncos (Nov. 1):** Started at BLB, appearing on 53 plays and recording eight tackles (six solo).

►**at Carolina Panthers (Nov. 8):** Started at BLB and played 23 snaps, recording two assisted tackles...Added a tackle on special teams.

►**vs. Detroit Lions (Nov. 15):** Started at BLB, appearing on 51 plays, and registered 11 tackles (six solo), including a stop of FB Michael Burton for no gain on a third-and-1 in the fourth quarter to force a Detroit punt...Helped limit the Lions to just 45 yards rushing on 26 attempts (1.7 avg.), the fewest rushing yards allowed to an opponent on 25-plus attempts since Miami rushed for 37 yards on 25 carries vs. the Packers on Sept. 22, 1991.

►**at Minnesota Vikings (Nov. 22):** Started at BLB and played 41 snaps, finishing with five tackles (four solo) and his first career sack...Midway through the second quarter, came up after initially dropping into coverage to bring down QB Teddy Bridgewater for a zero-yard sack.

►**vs. Chicago Bears (Nov. 26):** Started at BLB and played 55 snaps, posting 11 tackles (eight solo)...On second-and-goal from the 1 early in the fourth quarter, brought down RB Matt Forte for a 2-yard loss on a run that helped eventually force the Bears to settle for a FG.

►**at Detroit Lions (Dec. 3):** Appeared on 22 plays on special teams.

►**vs. Dallas Cowboys (Dec. 13):** Played 20 snaps on special teams.

64 Mike Pennel, DT, 2nd Year, Colorado State-Pueblo

• Made the team as a rookie free agent and played in 13 games in 2014. One of two non-drafted rookie free agents to be on the Packers' 53-man roster for Week 1 (LB Jayrone Elliott).

• Recorded 18 tackles, the second most among Packers rookies last season, trailing only Ha Ha Clinton-Dix (95).

2015 SEASON: Has played in all 13 games with four starts and has posted 29 tackles (17 solo), three QB hits and four pressures.

►**at Chicago Bears (Sept. 13):** Opened at DE, the first start of his NFL career, and played 13 snaps...Recorded two tackles (one solo).

►**vs. Seattle Seahawks (Sept. 20):** Played 20 snaps and registered three tackles (one solo) and a pressure...Helped limit RB Marshawn Lynch to just 41 rushing yards on 15 attempts (2.7 avg.)...Fought off blocks by T Garry Gilliam and G J.R. Sweezy to trip up Lynch for a 1-yard loss on run early in the second quarter.

►**vs. Kansas City Chiefs (Sept. 28):** Started at DE, playing 10 snaps

and recording three tackles (all solo).

► **at San Francisco 49ers (Oct. 4):** Opened at DE and played eight snaps.

► **vs. St. Louis Rams (Oct. 11):** Played 17 snaps on defense and registered two tackles (one solo).

► **vs. San Diego Chargers (Oct. 18):** Appeared on 24 plays on defense and recorded three tackles (two solo), two QB hits and a pressure.

► **at Denver Broncos (Nov. 1):** Played 17 snaps and registered a career-high five tackles (three solo).

► **at Carolina Panthers (Nov. 8):** Appeared on 16 plays and registered a solo tackle, a QB hit and a pressure.

► **vs. Detroit Lions (Nov. 15):** Played 21 snaps and recorded two assisted tackles...Helped limit the Lions to just 45 yards rushing on 26 attempts (1.7 avg.), the fewest rushing yards allowed to an opponent on 25-plus attempts since Miami rushed for 37 yards on 25 carries vs. the Packers on Sept. 22, 1991.

► **at Minnesota Vikings (Nov. 22):** Played five snaps on defense and posted an assisted tackle.

► **vs. Chicago Bears (Nov. 26):** Appeared on 20 plays and recorded three tackles (one solo) and a QB pressure...Helped limit the Bears to an average of 3.3 yards per carry on 31 attempts with a long gain of 14 yards.

► **at Detroit Lions (Dec. 3):** Played 28 snaps and posted a solo tackle.

► **vs. Dallas Cowboys (Dec. 13):** Started at DE and played 15 snaps...Registered three tackles (all solo), including a tackle for a loss...Fought off a block from G La'el Collins on a first-and-goal from the Green Bay 2 to bring down RB Darren McFadden for a 1-yard loss...Two plays later, CB Sam Shields would pick off QB Matt Cassel in the end zone to halt the Dallas scoring threat.

56 Julius Peppers, LB, 14th Year, North Carolina

- In his first season in Green Bay (2014), joined Houston DE J.J. Watt as the only players in the NFL to record a sack, a forced fumble, a fumble recovery, an interception and a defensive TD.

- In 2014, became the first LB in franchise history to post two TD returns on interceptions in the same season. Is the only player in NFL history with 100 sacks and four INT returns for TDs.

- Has been selected to the Pro Bowl eight times during his career (2004-06, 2008-12) and has been named first-team All-Pro by *The Associated Press* three times (2004, 2006, 2010). Was named to the NFL's All-Decade Team for the 2000s.

- Since entering the NFL in 2002, ranks No. 3 in the league in both sacks (132.5) and forced fumbles (45).

- Is tied for No. 12 in NFL history (since 1982) with 132.5 career sacks.

2015 SEASON: Has started all 13 games, opening seven at ROLB and six at LOLB, and leads the team with seven sacks...Has registered 35 tackles (25 solo), two forced fumbles (tied for team lead), seven QB hits and 18 pressures.

► **at Chicago Bears (Sept. 13):** Started at ROLB and registered 1.5 sacks, moving past LB Derrick Thomas (126.5) for No. 15 in NFL history...On the first sack, a 2-yarder on third down on Chicago's opening drive that was shared with DT B.J. Raji, fought off T Kyle Long to bring Cutler down as the Bears were forced to settle for a field goal...On Chicago's next possession, beat Long again on third down, this time bringing Cutler down on his own for a 10-yard loss to force a Chicago punt...Finished with five tackles (all solo) and a QB pressure.

► **vs. Seattle Seahawks (Sept. 20):** Started at LOLB and recorded a sack and a pressure...Was credited with a 1-yard sack as he chased QB Russell Wilson out of bounds early in the third quarter.

► **vs. Kansas City Chiefs (Sept. 28):** Opened at ROLB and registered two tackles (one solo) and two pressures, seeing action on 50 plays.

► **at San Francisco 49ers (Oct. 4):** Started at ROLB and played 30 snaps...Came off the left side and fought off a block from T Erik Pears to get to QB Colin Kaepernick and drag him down by one leg for a 6-yard sack in the fourth quarter...Finished with two solo tackles.

► **vs. St. Louis Rams (Oct. 11):** Started at LOLB and registered three tackles (all solo), a sack, a forced fumble, three QB hits and a pressure...Came from his ROLB spot and fought off a block from TE Lance Kendricks

to register a 6-yard sack/forced fumble on QB Nick Foles late in the third quarter, a fumble the Rams recovered...Had a hand in a turnover play earlier in the game in the first quarter, walking back LT Greg Robinson to put a hit on Foles and force an overthrow on his pass intended for WR Kenny Britt, one that was intercepted by DB Micah Hyde at the Green Bay 48.

► **vs. San Diego Chargers (Oct. 18):** Started at LOLB and played 71 snaps, finishing with two tackles (one solo), a sack, two pressures and a QB hit...Late in the third quarter, came from his LOLB position and walked back T Joe Barksdale to sack QB Philip Rivers for a 3-yard loss.

► **at Denver Broncos (Nov. 1):** Started at LOLB, appearing on 51 plays and recording two tackles (one solo) and a QB hit...Fought off a block by T Michael Schofield to join DT B.J. Raji as they brought RB Ronnie Hillman down for a 2-yard loss on a first-quarter run.

► **at Carolina Panthers (Nov. 8):** Started at ROLB and played 37 snaps...Registered three tackles (two solo).

► **vs. Detroit Lions (Nov. 15):** Started at LOLB and played 44 snaps, recording four tackles (all solo), a tackle for a loss and two QB pressures...On the Lions' first offensive play, blew past T LaAdrian Waddle to get into the backfield as he brought down RB Joique Bell for a 2-yard loss.

► **at Minnesota Vikings (Nov. 22):** Started at ROLB and played 40 snaps, finishing with two tackles (one solo), a half-sack and a team-high five QB pressures...Late in the second quarter, beat T Ryan Kalil to bring down QB Teddy Bridgewater for a 2-yard sack shared with LB Mike Neal, forcing Minnesota into a third-and-15 on the eventual three-and-out that gave Green Bay the ball back before the half.

► **vs. Chicago Bears (Nov. 26):** Started at ROLB and played 45 snaps...Registered four tackles (one solo), a QB hit and a pressure.

► **at Detroit Lions (Dec. 3):** Opened at LOLB and played 41 snaps, finishing with four tackles (three solo), a sack/forced fumble, a QB hit and a pressure...With Green Bay trailing, 20-7, in the third quarter, beat T Riley Reiff to get a piece of QB Matthew Stafford's arm and force a fumble that was recovered by LB Jake Ryan at the Detroit 12, a turnover that would set up QB Aaron Rodgers' 8-yard TD pass to WR Davante Adams three plays later...The sack gave him 132.5 for his career as he moved into a tie with Lawrence Taylor and Leslie O'Neal for No. 12 in NFL history (since 1982)...It also marked his 14th sack and his eighth forced fumble in 16 career games against the Lions.

► **vs. Dallas Cowboys (Dec. 13):** Started at ROLB and played 40 snaps, posting a solo tackle and two QB pressures.

80 Justin Perillo, TE, 2nd Year, Maine

- Appeared in two games as a rookie in 2014, starting out the season on the practice squad for the first nine contests before being signed to the 53-man roster for the final seven games and both playoff contests.

- Was originally signed by Green Bay as a non-drafted free agent on May 12, 2014.

2015 SEASON: Has played in eight games and has 10 catches for 97 yards (9.7 avg.) and a TD...Was on Green Bay's practice squad for the first five contests before being signed to the active roster on Oct. 14.

► **vs. San Diego Chargers (Oct. 18):** Played seven snaps on offense and registered the first catch of his NFL career...Was split out to the left and made a diving grab near the right sideline with S Jahleel Addae covering him for a 21-yard gain to the Green Bay 33.

► **at Denver Broncos (Nov. 1):** Appeared on six plays on offense and posted a 6-yard reception.

► **at Carolina Panthers (Nov. 8):** Played six snaps on offense and one on special teams.

► **vs. Detroit Lions (Nov. 15):** Recorded a career-high five catches for a career-best 58 yards (11.6 avg.), including the first TD grab of his career, an 11-yard reception over the middle from QB Aaron Rodgers with 32 seconds remaining in the game to bring Green Bay within two points (18-16)...On the TD, found a small window to make the grab between LB Tahir Whitehead and S Glover Quin...Caught four passes for 52 yards (13.0 avg.) in the fourth quarter, including a 24-yard grab over the middle to the Detroit 48 to convert a third-and-15...Made a leaping catch down the seam over Whitehead for the longest reception of his career.

► **at Minnesota Vikings (Nov. 22):** Appeared on 15 plays on offense.

- vs. Chicago Bears (Nov. 26):** Played 24 snaps and caught two passes for 9 yards (4.5 avg.).
- at Detroit Lions (Dec. 3):** Appeared on 15 plays on offense and 12 on special teams.
- vs. Dallas Cowboys (Dec. 13):** Played 13 snaps and had a 13-yard catch.

53 Nick Perry, LB, 4th Year, Southern California

- Set a career high with 15 games played in 2014. Appeared in both playoff contests, including his first postseason start, and finished No. 3 on the team with 1.5 sacks.
- Battled injuries in each of his first two seasons, but was productive when healthy, tallying six sacks and three forced fumbles in his first 17 professional contests.
- Posted career highs in every statistical category in 2013, including starts (six), tackles (42), solo tackles (22), sacks (four) and forced fumbles (three).
- 2015 SEASON:** Has played in 11 games with one start and has recorded 28 tackles (17 solo), 3.5 sacks (No. 4 on the team), a forced fumble, four QB pressures and a pass defended...Has been inactive for two games (shoulder/hand).
- at Chicago Bears (Sept. 13):** Played 31 snaps and registered an assisted tackle and a QB pressure.
- vs. Seattle Seahawks (Sept. 20):** Appeared on 32 plays and posted a season-high five tackles (three solo)...On Seattle's opening drive, came from his ROLB spot to drop RB Marshawn Lynch in the backfield for a 3-yard loss at the Seattle 5 to force a punt.
- vs. Kansas City Chiefs (Sept. 28):** Made his first start of the season, opening at LOLB and playing 33 snaps...Posted his first sack of the season when he blew past T Donald Stephenson and punched the ball out of QB Alex Smith's hand on the 6-yard sack, a fumble that was recovered by the Chiefs...Midway through the third quarter, came off the right side and walked Stephenson back to force Smith out of the pocket as he scrambled to his left and was picked off by CB Sam Shields at the Kansas City 19 to set up a Green Bay TD...Finished with two tackles (one solo) and a QB pressure.
- at San Francisco 49ers (Oct. 4):** On a first-and-goal for San Francisco at the Green Bay 5 in the second quarter, blew past T Joe Staley to sack QB Colin Kaepernick for a 10-yard loss and help force the 49ers to settle for a field goal...Posted his second sack on the afternoon early in the fourth quarter when he brought Kaepernick down for a 2-yard loss after he stepped up in the pocket...It marked his third straight season (2013-15) with a two-sack game, one of only two Packers to do so over that span (LB Clay Matthews).
- vs. St. Louis Rams (Oct. 11):** Played 12 snaps before departing in the second quarter due to a shoulder injury, and did not return...Shared a 7-yard sack of QB Nick Foles with Matthews midway through the first quarter, coming from his ROLB spot and fighting off a chip block from TE Cory Harkey to get to the QB...Finished with three tackles (all solo).
- vs. San Diego Chargers (Oct. 18):** Inactive (shoulder/hand).
- at Denver Broncos (Nov. 1):** Returned to action, appearing on 15 snaps...Registered three tackles (one solo).
- at Carolina Panthers (Nov. 8):** Played 38 snaps and was tied for the lead among LBs with seven tackles (five solo), adding a pass defended...Avoided a block from TE Ed Dickson on an end-around run by WR Corey Brown early in the second quarter, reading the play and dropping Brown for a 12-yard loss...Got his left hand up to deflect a QB Cam Newton pass intended for Brown later in the second quarter.
- vs. Detroit Lions (Nov. 15):** Appeared on 24 plays and posted a solo tackle.
- at Minnesota Vikings (Nov. 22):** Played 23 snaps and posted an assisted tackle and a QB pressure.
- vs. Chicago Bears (Nov. 26):** Appeared on 22 plays and registered three tackles (one solo).
- at Detroit Lions (Dec. 3):** Played 15 snaps and recorded a QB pressure.
- vs. Dallas Cowboys (Dec. 13):** Inactive (shoulder).

81 Andrew Quarless, TE, 6th Year, Penn State

- Appeared in all 16 games for the second straight season in 2014, opening a career-high 11 contests and posting career bests for receiving yards (323) and TD catches (three).
- Moved into a starting role in 2013 in Week 8 following TE Jermichael Finley's season-ending neck injury and responded with a career-best 32 catches for 312 yards (9.8 avg.) and two TDs.
- Sideline for the entire 2012 campaign as he continued his rehabilitation from a significant knee injury sustained at the N.Y. Giants in Week 13 of the 2011 season.
- 2015 SEASON:** Has played in three games and has two catches for 14 yards (7.0 avg.)...Was placed on injured reserve/designated for return on Sept. 30.
- at Chicago Bears (Sept. 13):** Played 24 snaps, helping to protect QB Aaron Rodgers as he was not sacked and threw for 189 yards and three TDs on 18-of-23 passing...Also helped clear the way for Green Bay's 133 rushing yards on 30 attempts (4.4 avg.).
- vs. Seattle Seahawks (Sept. 20):** Appeared on 20 plays and helped block for RB James Starks, who registered 95 yards on 20 carries (4.8 avg.) in relief of injured RB Eddie Lacy...Came across the backfield to deliver a key block on LB Bruce Irvin to help spring Starks for a game-long 35-yard run midway through the third quarter.
- vs. Kansas City Chiefs (Sept. 28):** Posted his first catches of the season, hauling in two passes for 14 yards (7.0 avg.), but sustained a knee injury on his 7-yard grab down to the Kansas City 22 after taking a low hit from CB Marcus Peters midway through the second quarter...Left the game and did not return.
- 90 B.J. Raji, DT, 7th Year, Boston College**
- Earned his first bid to the Pro Bowl in 2011, becoming the first Green Bay defensive tackle since Bob Brown in 1972 to be voted to the all-star team.
- Missed the entire 2014 season with a biceps injury suffered during a preseason game vs. Oakland (Aug. 22).
- Played in 70 games from 2010-13 (including playoffs), tied for the second most in the NFL by a defensive lineman over that span.
- Led all NFL nose tackles with 6½ sacks in 2010, the most recorded by a nose tackle since Minnesota's Ken Clarke posted seven in 1990 (according to STATS LLC).
- 2015 SEASON:** Has started all 12 games he has played in and ranks No. 2 on the defensive line with 31 tackles (12 solo)...Has added a half-sack, a QB hit, three pressures and two passes defended...Was inactive for one game (Week 6 vs. San Diego) due to a groin injury.
- at Chicago Bears (Sept. 13):** Started and played 48 snaps..Fought off a block by G Vladimir Ducasse to split a 2-yard sack of QB Jay Cutler with LB Julius Peppers on Chicago's opening drive, forcing the Bears to settle for a 28-yard Robbie Gould field goal.
- vs. Seattle Seahawks (Sept. 20):** Started and played 42 snaps, helping limit RB Marshawn Lynch to just 41 yards on 15 carries (2.7 avg.)...Posted four tackles (three solo) and a pressure...On Seattle's opening drive, fought off a block by C Drew Nowak to drop Lynch in the backfield for a 2-yard loss...Made another stop of Lynch for a 2-yard loss midway through the second quarter.
- vs. Kansas City Chiefs (Sept. 28):** Started and played 25 snaps, posting an assisted tackle...Helped limit RB Jamaal Charles to just 49 yards rushing on 11 carries (4.5 avg.), with a long of 13 yards.
- at San Francisco 49ers (Oct. 4):** Started and appeared on 24 plays, leading the defensive line with four tackles (two solo)...Helped limit the 49ers to just one rushing first down and RB Carlos Hyde to only 20 yards rushing on eight carries (2.5 avg.).
- vs. St. Louis Rams (Oct. 11):** Started and played 26 snaps, but left the game early in the third quarter due a groin injury and did not return...Posted four tackles (two solo) prior to his departure.
- vs. San Diego Chargers (Oct. 18):** Inactive (groin).
- at Denver Broncos (Nov. 1):** Started and played 29 snaps, finishing with three assisted and a pass defended...Fought off a block by C Matt Paradis to join LB Julius Peppers as they brought RB Ronnie Hillman down for a 2-yard loss on a first-quarter run...Made a leaping left-handed deflec-

tion of a QB Peyton Manning pass intended for Hillman over the middle deep in Green Bay territory early in the fourth quarter on second down, helping to limit the Broncos to a FG.

►**at Carolina Panthers (Nov. 8):** Started, appearing on 32 plays, and posted an assisted tackle...Helped limit RB Jonathan Stewart to an average of 3.1 yards per carry (66 yards on 20 attempts), his lowest average since Week 1.

►**vs. Detroit Lions (Nov. 15):** Started and played 33 snaps, finishing with two assisted tackles and a pass defended...Helped limit the Lions to just 45 yards rushing on 26 attempts (1.7 avg.), the fewest rushing yards allowed to an opponent on 25-plus attempts since Miami rushed for 37 yards on 25 carries vs. the Packers on Sept. 22, 1991.

►**at Minnesota Vikings (Nov. 22):** Started and appeared on 34 plays, helping limit RB Adrian Peterson, who entered the game ranked No. 1 in the league in rushing, to just 45 yards on 13 carries (3.5 avg.), his lowest yardage total since Week 1...Registered three tackles (one solo) and a QB pressure.

►**vs. Chicago Bears (Nov. 26):** Started and played 37 snaps, helping limit the Bears to an average of 3.3 yards per carry on 31 attempts with a long run of 14 yards...Recorded two tackles (one solo).

►**at Detroit Lions (Dec. 3):** Started and appeared on 34 plays, posting an assisted tackle.

►**vs. Dallas Cowboys (Dec. 13):** Started at NT and played 25 snaps...Helped limit the Cowboys to just 11 first downs and 270 yards of total offense.

23 Damarious Randall, CB, Rookie, Arizona State

- Earned first-team All-Pacific-12 honors at safety as a senior in 2014 after he led the Sun Devils in tackles (106) and passes defended (12) and tied for the team lead with three interceptions.

- Appeared in 12 games with nine starts as a junior in '13, his first season at Arizona State, and posted 71 tackles (48 solo), three interceptions, six passes defended and two forced fumbles.

- Was named an NJCAA first-team All-American in 2012 at Mesa (Ariz.) Community College after recording 69 tackles (50 solo), nine interceptions, 17 passes defended, a forced fumble and a fumble recovery.

2015 SEASON: Has played in 12 games with seven starts (five at LCB, one at RCB, one in the slot) and has posted 43 tackles (36 solo), two interceptions (tied for the team lead) and a team-best 14 passes defended...Is tied for No. 2 among NFL rookies in interceptions this season...Has added two tackles on special teams.

►**at Chicago Bears (Sept. 13):** Played 61 snaps on defense and posted two tackles (one solo) and a team-high two passes defended...Broke up a QB Jay Cutler pass intended for WR Eddie Royal late in the first half and also broke up Cutler's deep pass intended for RB Matt Forte on the sideline in the third quarter inside the Green Bay 10-yard line.

►**vs. Seattle Seahawks (Sept. 20):** Played 14 snaps on defense and five on special teams...Registered a pass defended.

►**vs. Kansas City Chiefs (Sept. 28):** Played 54 snaps on defense and recorded two solo tackles and a pass defended...Perfectly timed a hit on RB Charcandrick West on a pass in the flat late in the fourth quarter, drilling West near the Green Bay 30 to break up the pass.

►**at San Francisco 49ers (Oct. 4):** Played 39 snaps and recorded three tackles (two solo) and a pass defended...On a third down at the Green Bay 15 with just over 4:30 remaining in the game, made a leaping deflection to break up a QB Colin Kaepernick pass intended for WR Torrey Smith in the end zone...Helped limit the 49ers to just 196 yards of total offense and Kaepernick to a 55.4 passer rating (13 of 25, 160 yards, one INT).

►**vs. St. Louis Rams (Oct. 11):** Made his first NFL start, opening at LCB with the defense opening in nickel...Played 33 snaps and registered four tackles (three solo)...Helped limit QB Nick Foles to a 23.8 passer rating as he completed only 11 of 30 passes for 141 yards and one TD with a career-high four INTs (previous high was two INTs).

►**vs. San Diego Chargers (Oct. 18):** Started at LCB for the second straight game with the team opening in nickel, and had a hand in the game's deciding play...Jumped QB Philip Rivers' pass intended for RB Danny Woodhead in the right flat on fourth-and-goal from the Green Bay

3 with 20 seconds remaining...Dove to make a deflection of the pass intended for Woodhead near the pylon to seal the victory...Finished with six tackles (all solo) and two passes defended.

►**at Denver Broncos (Nov. 1):** Playing through an ankle injury he sustained in practice during the week leading up to the game, appeared on 55 snaps and registered a career-high nine tackles (six solo), an interception and two passes defended...Posted the first INT of his NFL career on a third down with just under 10 minutes remaining in the game...On the play, made a diving catch on a pass from QB Peyton Manning intended for WR Andre Caldwell near the sideline at the Green Bay 29.

►**at Carolina Panthers (Nov. 8):** Started at RCB and played all 67 snaps, one of three Green Bay defenders to do so...Registered five tackles (all solo), an interception and two passes defended...After the Packers scored a TD to get within eight points (37-29) with just under four minutes remaining, picked off QB Cam Newton's pass near the sideline intended for WR Ted Ginn, keeping both feet in bounds as he returned the pick 4 yards to the Carolina 22...Earlier in the game, went low on Newton to bring him down for just a 3-yard gain on third-and-7 to limit the Panthers to a field goal in the second quarter.

►**vs. Detroit Lions (Nov. 15):** Started at LCB as the defense opened in nickel and played 50 snaps...Posted two solo tackles and a pass defended...In the fourth quarter, came up in run support to bring down RB Joique Bell for a 1-yard loss...With just over 30 seconds remaining in the game and the Packers trailing 18-16, recovered Mason Crosby's onside kick that went through the arms of WR Calvin Johnson at the Detroit 49, becoming the first Packer to recover a Green Bay onside kick since LB Jamari Lattimore did so vs. Chicago on Nov. 4, 2013.

►**at Minnesota Vikings (Nov. 22):** Started at LCB and played 57 snaps, recording seven tackles (six solo) and a pass defended...Came under TE Kyle Rudolph to break up a deep pass intended for him near the Green Bay 15 early in the fourth quarter...Added a tackle on special teams.

►**vs. Chicago Bears (Nov. 26):** Started at LCB and played 36 snaps, posting two tackles (both solo)...Departed the game late in the third quarter (knee) and did not return.

►**at Detroit Lions (Dec. 3):** Inactive due to a hamstring injury he sustained in practice.

►**vs. Dallas Cowboys (Dec. 13):** Started at CB, appearing on 44 snaps...Was matched up with WR Dez Bryant for much of the game after CB Sam Shields departed midway through the second quarter (concussion)...Helped limit Bryant to just one catch for 9 yards, his lowest yardage output in a game since Nov. 25, 2010 (0 yards vs. New Orleans)...Registered a solo tackle and a pass defended, breaking up a pass over the middle intended for Bryant on third down that was initially ruled a 28-yard catch before being overturned on replay review.

28 Sean Richardson, S, 4th Year, Vanderbilt

- Played in all 16 games in 2014 for the first time in his career and led the team with a career-high 17 tackles on special teams.

- Returned to the field late in the 2013 season after suffering a neck injury that ended his rookie campaign prematurely in 2012.

- Was one of four non-drafted free agents to make the club's opening-day roster in 2012, joining T Don Barclay, WR Jarrett Boykin and LB Dezman Moses.

2015 SEASON: Played in three games with one start before a neck injury ended his season...Recorded two tackles (both solo) and a pass defended on defense and one tackle on special teams...Was placed on injured reserve on Oct. 14.

►**at Chicago Bears (Sept. 13):** Started his first career game as the Packers opened with three safeties on the field...Played 28 snaps on defense and 15 on special teams...Posted two solo tackles and a QB pressure on defense.

►**vs. Seattle Seahawks (Sept. 20):** Played four snaps on defense, recording a pass defended, and 19 on special teams.

►**vs. Kansas City Chiefs (Sept. 28):** Inactive due to an ankle injury sustained in practice on Sept. 25.

►**at San Francisco 49ers (Oct. 4):** Played 16 snaps on defense and 16 on special teams.

►**vs. St. Louis Rams (Oct. 11):** Was inactive due to a neck injury sustained in practice leading up to the game.

22 Aaron Ripkowski, FB, Rookie, Oklahoma

- Former walk-on played in 47 games, starting 17 contests in four seasons.
- Winner of the Don Key Award, presented annually to an Oklahoma Sooners senior who exemplifies all-around excellence in the classroom and on the field.

- Named first-team All-Big 12 by 247Sports.com and second-team All-Big 12 by the league's coaches after the 2014 season.

- Saw the most extensive offensive action as a senior, starting a career-best nine games and recording four touchdowns (three rushing and one receiving).

2015 SEASON: Has played in 12 games, seeing action primarily on special teams, and has posted seven tackles (No. 5 on the team)...Has one reception for 18 yards...Was inactive for one contest (Week 13 at Detroit).

►**at Chicago Bears (Sept. 13):** Played 12 snaps on special teams in his pro debut and recorded a tackle...Also fielded a squib kick by K Robbie Gould late in the first half but did not attempt a return.

►**vs. Seattle Seahawks (Sept. 20):** Appeared on 19 plays on special teams.

►**vs. Kansas City Chiefs (Sept. 28):** Played 22 snaps on special teams and saw the first action of his career on offense, appearing on three plays...Registered a tackle on special teams.

►**at San Francisco 49ers (Oct. 4):** Played 17 snaps on special teams and registered a tackle...Also appeared on one play on offense.

►**vs. St. Louis Rams (Oct. 11):** Appeared on 16 plays on special teams.

►**vs. San Diego Chargers (Oct. 18):** Played 17 snaps on special teams.

►**at Denver Broncos (Nov. 1):** Appeared on 18 plays on special teams and four on offense.

►**at Carolina Panthers (Nov. 8):** Caught his first pass as a pro, hauling in a pass in the flat from a rolling-out QB Aaron Rodgers...Picked up 18 yards on the reception, breaking a tackle attempt by CB Bene Benwikere before being brought down by a host of Carolina defenders at the Carolina 47 on a drive that would be capped off by a 1-yard TD pass from Rodgers to TE Richard Rodgers...Added a tackle on special teams.

►**vs. Detroit Lions (Nov. 15):** Played 22 snaps on special teams and one on offense...Registered a team-high three tackles.

►**at Minnesota Vikings (Nov. 22):** Appeared on 17 plays on special teams and one on offense.

►**vs. Chicago Bears (Nov. 26):** Played 16 snaps on special teams.

►**at Detroit Lions (Dec. 3):** Inactive (illness).

►**vs. Dallas Cowboys (Dec. 13):** Appeared on 18 plays on special teams.

12 Aaron Rodgers, QB, 11th Year, California

- Was named the NFL's Most Valuable Player by *The Associated Press* in 2014 for the second time in his career (also 2011), becoming the eighth player in league history to win the award multiple times.

- Ranks No. 1 in NFL history (min. 1,500 attempts) with a career passer rating of 105.0...Also ranks No. 1 in league annals in career INT percentage (1.58) and TD/INT ratio (4.10, 254/62), No. 5 in yards/attempt (8.07) and No. 6 in completion percentage (65.2).

- Is the only quarterback in league history to record a 100-plus passer rating in six consecutive seasons (2009-14), with no other QB doing so in more than four straight seasons.

- In 116 career regular-season starts, has posted 43 games with 300-plus passing yards, 69 without an interception (min. 15 attempts) and 66 with a 100-plus passer rating.

2015 SEASON: Ranks No. 7 in the NFL with a 97.5 passer rating, connecting on 282 of 461 passes (61.2 percent) for 3,175 yards and 28 TDs with five INTs...Leads the league in TD/INT ratio (5.60) and completions of 25-plus yards (33)...Is tied for No. 4 in the NFL in TD passes and ranks No. 7 in TD percentage (6.1)...Ranks No. 2 in the league with seven games with two-plus TD passes and zero INTs (Tom Brady, eight)...Ranks No. 5

among QBs with 314 rushing yards and a TD on 51 carries (6.2 avg.), and is tied for No. 6 among QBs with 18 rushing first downs.

►**at Chicago Bears (Sept. 13):** Posted a 140.5 passer rating, the top mark of his career in a season opener, as he connected on 18 of 23 passes (78.3 percent) for 189 yards and three TDs with zero INTs...Posted three TD passes/zero INTs/140-plus passer rating for the third straight game against Chicago (both contests in 2014), the lone NFL quarterback to do so against a single opponent (has also done it vs. Minnesota, 2010-11)...Also became the first QB in NFL history to have 13 TD passes and zero INTs over a three-game span vs. one opponent (Chicago)...Found WR James Jones twice for TDs (13 yards, 1 yard) and WR Randall Cobb on a perfectly placed throw over Cobb's shoulder for a 5-yard TD early in the fourth quarter that gave Green Bay a 24-16 lead...Added 35 rushing yards and picked up three first downs on eight carries (4.4 avg.), his best rushing-yardage total since posting 57 yards on five attempts at Indianapolis on Oct. 7, 2012.

►**vs. Seattle Seahawks (Sept. 20):** Connected on 25 of 33 passes (75.8 percent) for 249 yards and two TDs with no INTs for a 116.9 passer rating, his 13th straight home game with a 100-plus passer rating (min. five att.)...Threw a 29-yard TD pass down the middle to Jones on the Packers' opening drive after drawing DE Michael Bennett offside, stepping up in the pocket to find Jones...Early in the fourth quarter with Green Bay trailing, 17-16, stepped up in the pocket and moved to his left before finding TE Richard Rodgers for a 5-yard TD pass and then a two-point conversion to put Green Bay up for good, 24-17...On the drive, completed all eight of his passes for 78 yards on the 10-play, 80-yard drive...Dating back to last season, has now completed 75.0 percent or more of his passes in four straight regular-season games (min. 20 att.), the first QB in team history to accomplish that feat.

►**vs. Kansas City Chiefs (Sept. 28):** Threw for 333 yards and a season-best five TDs on 24-of-35 passing (68.6 percent) for a 138.5 passer rating...Threw for five-plus TDs for the fourth time in his career, topping QB Brett Favre's franchise record of three...Tied an NFL record (Kurt Warner, 1999-2000) by posting a 100-plus passer rating and 15-plus attempts in his 10th straight home game in the regular season...Posted a season-high five completions of 25-plus yards...Did not throw an INT for the 16th time in the last 19 regular-season games...Brought his streak of TD passes without an interception at Lambeau Field to 43 in the regular season, more than twice as long as any other streak of TD passes without an INT in home games in NFL history...Found Cobb three times for TDs (3, 4, 4) and Jones for the second straight week on a free play after drawing the Chiefs offside, connecting with him for a 27-yard TD on a back-shoulder throw late in the first half to give Green Bay a 24-7 lead at the break...Was named the NFC Offensive Player of the Week for his performance, the 13th time in his career he had won the weekly award as he surpassed QB Brett Favre (12) for the team record.

►**at San Francisco 49ers (Oct. 4):** Posted a 99.0 QB rating as he completed 22 of 32 passes for 224 yards and a TD with no INTs...Brought his streak of consecutive attempts without an INT to 191, the fourth-longest streak in franchise annals...On his TD pass, a 9-yarder to TE Richard Rodgers on the opening drive, spun away from pressure by DL Arik Armstead to buy himself time, then slid to his left to avoid LB Aaron Lynch before finding Rodgers in the back of the end zone for the sliding catch...Rushed for 33 yards on three attempts (11.0 avg.), including a season-long 17-yarder down the right sideline midway through the third quarter down to the San Francisco 1 that set up John Kuhn's TD run on the next play.

►**vs. St. Louis Rams (Oct. 11):** Threw for 241 yards and two TDs on 19-of-30 passing...Also led the team in rushing with 39 yards on eight carries (4.9 avg.), including a season-long 18-yard pickup on Green Bay's opening drive as he took it up the middle for the first down on third-and-7...Threw his first interception at Lambeau Field since Dec. 2, 2012, when he was picked off by LB James Laurinaitis on a ball that was tipped at the line in the first quarter...The INT snapped a streak of 492 attempts and 44 TD passes at home without an INT (both NFL records), and including playoffs, 586 straight attempts and 49 TD passes...The pick also snapped his streak of 191 consecutive passes in the regular season without an INT,

the fourth-longest streak in team history...Had his first two-INT game at Lambeau Field since Oct. 24, 2010, vs. Minnesota, snapping a streak of 33 straight home starts without throwing two INTs in a game, the longest streak in the NFL during the Super Bowl era.

►**vs. San Diego Chargers (Oct. 18):** Completed 16 of 29 passes for 255 yards and two TDs with no INTs for a 107.7 passer rating...Went over the 30,000-yard passing mark for his career early in the fourth quarter on a 12-yard completion to RB Eddie Lacy, reaching the mark on his 3,652nd attempt, the fewest needed in NFL history as he bested the previous record held by QB Johnny Unitas (3,695)...His 241 TD passes at the time of hitting the 30,000-yard mark was also an NFL record...Completed passes of 20-plus yards to five different players (Jones, Cobb, Rodgers, WR Jeff Janis, TE Justin Perillo), his first time doing so since Week 13 last season vs. New England.

►**at Denver Broncos (Nov. 1):** Completed 14 of 22 passes for 77 yards and rushed for 31 yards on two carries (15.5 avg.)...His 14-yard run midway through the second quarter put him over the 2,000-yard rushing mark for his career, making him just the eighth QB in league history to pass for 30,000-plus yards and rush for 2,000-plus yards.

►**at Carolina Panthers (Nov. 8):** Threw for a season-high 369 yards and four TDs on 25-of-48 passing...Connected on a 53-yard TD pass to Cobb on the opening drive of the second half on an out-and-up route, perfectly placing the ball over Cobb's shoulder with CB Bene Benwikere in coverage...His first TD pass of the day came late in the first quarter when he rolled to his right and found Rodgers in a tight window by the sideline for a 1-yard score...Added two TD passes in the fourth quarter, the first on a 29-yard screen to Starks and the second a 3-yarder over the middle to Rodgers...Connected on five passes of 25-plus yards on the afternoon, matching his season high set in Week 3 vs. Kansas City.

►**vs. Detroit Lions (Nov. 15):** Completed a career-high 35 passes on 61 attempts for 333 yards and two TDs with no INTs...The 35 completions are tied for No. 2 in single-game franchise history, trailing only Favre's 36 at Chicago on Dec. 5, 1993...His 61 attempts tied Favre's franchise record set vs. San Francisco on Oct. 14, 1996...Posted back-to-back 300-yard passing games for the first time on the season...Completed 17 of 29 passes for 185 yards and both of his TDs in the fourth quarter...Found TE Richard Rodgers over the middle for a 4-yard score with just under six minutes remaining to narrow Detroit's lead to 12-10, and then after a Detroit TD, found Perillo over the middle for an 11-yard TD with 32 seconds remaining to bring the Packers within two points again (18-16)...Posted 50-plus yards passing to five different receivers on the day, his first time doing so in his career.

►**at Minnesota Vikings (Nov. 22):** Threw for 212 yards and two TDs with no INTs on 16-of-34 passing, his sixth game of the season with two-plus passing TDs and zero INTs...Posted a 125.8 passer rating on third down, connecting on 6 of 11 passes for 102 yards and both of his TDs...His first TD came with six seconds remaining in the first half when he found Cobb for a 10-yard score...His second TD throw came on the first play of the fourth quarter when he rolled out to his right on third down to avoid pressure and found Jones on the side of the end zone in a tight window for a 27-yard TD...His flip pass to Jones on the ensuing two-point conversion put Green Bay up, 27-13...Completed four passes of 25-plus yards, with three of those going to Jones, highlighted by his 37-yard completion to the Minnesota 28 late in the third quarter as he moved to his left that set up the Jones TD catch three plays later.

►**vs. Chicago Bears (Nov. 26):** Completed 22 of 43 passes for 202 yards and a TD with one INT...Threw a 25-yard TD pass to RB Eddie Lacy on a screen play in the first quarter...Added 33 yards on four carries (8.3 avg.), rushing for two first downs.

►**at Detroit Lions (Dec. 3):** Threw for 273 yards and two TDs with one INT on 24-of-36 passing, a performance that culminated with his 61-yard game-winning TD pass to TE Richard Rodgers with no time on the clock to give Green Bay a thrilling, 27-23 win...Helped lead the Packers back from a 17-point first-quarter deficit for the first time in franchise history...Green Bay also trailed by 20 points midway through the third quarter (20-0), just the third time in team annals that the Packers overcame a deficit of 20-plus points in the second half...With Green Bay trailing, 23-21, drew

a facemask penalty on DE Devin Taylor with no time remaining to give the Packers one last untimed play at the Green Bay 39...On the TD pass, initially moved to his left before rolling out to his right to avoid pressure and buy time, heaving a Hail Mary pass from the Green Bay 35 that was caught by a leaping Rodgers in front of several Detroit defenders a few yards deep in the end zone...The 61-yard game-winner was the second-longest come-from-behind game-ending TD from scrimmage in the fourth quarter in NFL history behind only Lions QB Earl Morrall's 65-yard TD pass to TE Jim Gibbons on Dec. 4, 1960...Also scored on a 17-yard TD run with just over three minutes remaining in the game to bring Green Bay within two points (23-21), the second-longest TD run of his career behind only his 27-yarder vs. Detroit on Dec. 9, 2012.

►**vs. Dallas Cowboys (Dec. 13):** Completed 22 of 35 passes for 218 yards and two TDs with no INTs for a 99.5 passer rating...Went over the 3,000-yard passing mark on the season for the seventh time in his career (2008-12, 2014-15), the second most in franchise history behind Favre (16)...Added 27 yards rushing on three carries (9.0 avg.), including a key 11-yard pickup on third-and-9 midway through the fourth quarter with the Packers leading 14-7...Green Bay would score four plays later on a 30-yard TD run by RB James Starks...Also had a 16-yard run in the second quarter to pick up a third-and-5 on a drive that would be capped off with his 3-yard TD pass to TE Richard Rodgers...Helped the Packers record season highs for first downs (29) and time of possession (37:48).

82 Richard Rodgers, TE, 2nd Year, California

- Has nine career TD catches, the second most by a Green Bay TE in his first two seasons since the 1970 AFL-NFL merger behind only Bubba Franks (10, 2000-01).

- Played in all 16 games with five starts as a rookie in 2014 and made 20 catches for 225 yards (11.3 avg.) and two TDs.

- Became the first rookie TE to start for the Packers in a season opener since Jackie Harris opened in a two-tight-end set in 1990. Also became the first rookie TE to appear in all 16 games since Bubba Franks in 2000.

2015 SEASON: Has played in all 13 games with 11 starts and ranks No. 2 on the team with 49 catches for 442 yards (9.0 avg.) and seven TDs...Is tied for No. 4 among NFL tight ends in TD catches and is tied for No. 1 on the team.

►**at Chicago Bears (Sept. 13):** Started and played 37 snaps, catching three passes for 27 yards (9.0 avg.)...Caught a 20-yard pass over the middle in the first quarter on Green Bay's first TD drive of the game...Also had the first rushing attempt of his career, picking up 11 yards in the third quarter after QB Aaron Rodgers lateraled him the ball.

►**vs. Seattle Seahawks (Sept. 20):** Started and played 46 snaps, hauling in three passes for 23 yards (7.7 avg.) and a TD...With the Packers trailing 17-16 early in the fourth quarter, caught a 5-yard TD pass from Rodgers and also caught a two-point conversion on the next play to put Green Bay up, 24-17, a lead they would not relinquish...On the TD, was lined up in the left slot and ran toward the corner of the end zone before coming back to make the grab over CB Cary Williams.

►**vs. Kansas City Chiefs (Sept. 28):** Started and appeared on 53 snaps, hauling in two passes for 15 yards (7.5 avg.).

►**at San Francisco 49ers (Oct. 4):** Started and played 66 of 73 snaps, catching five passes for 45 yards (9.0 avg.) and a TD...On his TD catch, a 9-yard grab that capped off Green Bay's opening drive, was split out to the left up top...Came across the middle first before moving back to the left to find an opening for a scrambling Rodgers, eluding S Antoine Bethea to make a diving catch in the back of the end zone...Three of his five catches on the afternoon went for first downs.

►**vs. St. Louis Rams (Oct. 11):** Started and appeared on 58 of 62 snaps, hauling in a career-high and team-leading six catches for 45 yards (7.5 avg.)...Two of his catches went for first downs, including an 18-yarder on Green Bay's final drive on third-and-7 that helped set up K Mason Crosby's 35-yard FG.

►**vs. San Diego Chargers (Oct. 18):** Started and played 45 of 53 snaps, hauling in two passes for 34 yards (17.0 avg.), including a season-long 25-yard catch in the fourth quarter...Came across the play to catch a pass in the flat from Rodgers on a play-action pass and took it down the

left sideline to the Green Bay 45 on a drive that was capped off by a 28-yard Mason Crosby FG.

► **at Denver Broncos (Nov. 1):** Started and played 51 of 53 snaps... Caught two passes for 16 yards (8.0 avg.).

► **at Carolina Panthers (Nov. 8):** Posted the first two-TD game of his career, catching a 1-yard score from Rodgers in the first quarter and a 3-yarder with under four minutes remaining that brought the Packers within one score (37-29) after trailing by 23 points in the fourth quarter... On the first TD, found an opening near the side of the end zone as Rodgers rolled out to his right and found him for the score with CB Bene Benwikere in coverage...Made an inside move on DE Kony Ealy to free himself as he caught a 3-yard pass over the middle for the score with 3:43 remaining in the game...Finished with five receptions for 19 yards (3.8 avg.), his third game of the season with five-plus catches.

► **vs. Detroit Lions (Nov. 15):** Caught five passes for 32 yards (6.4 avg.), including a leaping 4-yard TD grab over the middle with just under six minutes remaining as he absorbed a hit from S Glover Quin on the catch...The score gave him TD catches in back-to-back games for the seconds time in his career (Weeks 12-13 in 2014).

► **at Minnesota Vikings (Nov. 22):** Played 51 snaps and caught three passes for 7 yards (2.3 avg.).

► **vs. Chicago Bears (Nov. 26):** Played 46 snaps and caught four passes for 30 yards (7.5 avg.).

► **at Detroit Lions (Dec. 3):** Led the team with eight receptions for a career-high 146 yards (18.3 avg.) and a TD, the most receiving yards ever by a Green Bay TE in a regular-season game as he topped the previous mark of 128 by Jackie Harris (Oct. 10, 1993) and Jermichael Finley (Oct. 5, 2009)...Caught a game-winning 61-yard Hail Mary TD pass with time expired after the Packers drew a facemask penalty that led to a final, untimed play...On the score, initially turned around at the Detroit 10 before turning around and reestablishing himself a few yards deep into the end zone, making a leaping grab in front of several Detroit defenders and Green Bay wide receivers...The 61-yard game-winner was the second-longest come-from-behind game-ending TD from scrimmage in the fourth quarter in NFL history behind only Lions QB Earl Morrall's 65-yard TD pass to TE Jim Gibbons on Dec. 4, 1960...Added a pair of 26-yard receptions earlier in the game, making him the only Green Bay tight end since 1991 to post three receptions of 25-plus yards in a game.

► **vs. Dallas Cowboys (Dec. 13):** Caught a TD pass for the second straight game, making a diving catch in the end zone late in the first half for a 3-yard score.

24 Quinten Rollins, CB, Rookie, Miami (Ohio)

- Played one season of college football and was named Mid-American Conference Defensive Player of the Year and first-team All-MAC.

- Started all 12 games in 2014 and tied the school single-season record for interceptions with seven, while also registering 72 tackles (53 solo), four tackles for a loss, a forced fumble, 16 passes defended and a defensive touchdown.

- Played basketball for four seasons at Miami (Ohio) and ranked second in school history and 12th in conference history in steals (214). Finished his career ranked fourth at Miami in career assists (391), seventh in games started (106) and ninth in minutes played (3,448).

2015 SEASON: Has played in 11 games with one start, seeing time on defense and special teams, and has been inactive for two contests...Has posted 23 tackles (16 solo), a sack, two interceptions (one for a TD) and six passes defended...Is tied for No. 2 on the team in INTs and is tied for No. 2 among NFL rookies...Has added six tackles on special teams.

► **at Chicago Bears (Sept. 13):** Played five snaps on special teams in his NFL debut and made one tackle.

► **vs. Seattle Seahawks (Sept. 20):** Inactive (healthy scratch).

► **vs. Kansas City Chiefs (Sept. 28):** Played 17 snaps on defense and 20 on special teams...Recorded the first statistics of his career on defense, posting three tackles (two solo) and a pass defended...Added a season-high two tackles on special teams.

► **at San Francisco 49ers (Oct. 4):** Played three snaps on defense and 19 on special teams...Posted two tackles on defense (one solo), coming up

in run support to tackle RB Carlos Hyde for no gain after he bounced a run out toward the left sideline midway through the second quarter.

► **vs. St. Louis Rams (Oct. 11):** Posted two interceptions, the first Green Bay rookie to do so since Casey Hayward had two at Houston on Oct. 14, 2012...Late in the first quarter, picked off QB Nick Foles' intended for TE Jared Cook and returned the interception 45 yards for a TD, the first rookie to record a pick-six since S Marques Anderson in 2002 (vs. Detroit, Nov. 10)...Sealed the win with his second INT of the afternoon on a third-and-goal from the 7 with less than 30 seconds remaining...Was lined up in the slot against WR Stedman Bailey, passing Bailey off and jumping in front of WR Tavon Austin to make the pick...Finished with two solo tackles in addition to his INTs.

► **vs. San Diego Chargers (Oct. 18):** Played 12 snaps on defense and 16 on special teams...Registered two solo tackles on defense.

► **at Denver Broncos (Nov. 1):** Played five snaps on special teams, but left the game early in the second quarter with a neck injury and did not return...Tied for the team lead with two special teams tackles, including a stop of WR Emmanuel Sanders for just a 1-yard gain on a first-quarter punt return.

► **at Carolina Panthers (Nov. 8):** Inactive (neck).

► **vs. Detroit Lions (Nov. 15):** Played 17 snaps on special teams and one on defense...Got down the field to down P Tim Masthay's 44-yard punt at the Detroit 3 midway through the second quarter.

► **at Minnesota Vikings (Nov. 22):** Appeared on 21 plays on defense and 17 on special teams...Posted two tackles (one solo) on defense.

► **vs. Chicago Bears (Nov. 26):** Played 27 snaps and posted a solo tackle, a sack, a QB pressure and two passes defended...Early in the third quarter, came off the right edge and shook off a block from T Charles Leno Jr. to get to QB Jay Cutler for an 11-yard sack on third down, the first sack of his career...On a third-and-5 with just over four minutes remaining in the first quarter, slipped in coverage but popped right back up to break up and nearly intercept QB Jay Cutler's pass intended for Zach Miller.

► **at Detroit Lions (Dec. 3):** Saw increased time on defense with CB Damarious Randall sidelined (hamstring), starting the first game of his career at LCB as the team opened in nickel...Appeared on 39 plays and posted six tackles (three solo) and a pass defended...Dove to break up QB Matthew Stafford's pass over the middle intended for WR Corey Fuller early in the second quarter.

► **vs. Dallas Cowboys (Dec. 13):** Played 33 snaps on defense, recording four solo tackles...Helped limit QB Matt Cassel to a 41.5 QB rating as he completed just 13 of 29 passes for 114 yards, the fewest allowed to a QB by Green Bay all season.

47 Jake Ryan, LB, Rookie, Michigan

- Started 41 of 46 games played at Michigan, appearing at inside linebacker as a senior after spending his first three seasons at outside linebacker and defensive end.

- Served as a team captain for his final two seasons and was a three-time winner (2012-14) of the Roger Zatkoff Award, given to Michigan's top LB.
- Earned the Bo Schembechler Award, given to the team's most valuable player, in 2014.

- Named first-team All-Big Ten by the coaches and media in 2014 and second-team All-Big Ten (media and *Phil Steele's College Football*) and honorable mention (coaches) in 2012.

2015 SEASON: Has played in 11 games with two starts, seeing time on defense and special teams...Has registered 23 tackles (16 solo) and a fumble recovery on defense and five tackles on special teams...Was inactive for two contests due to a hamstring injury (Weeks 4-5).

► **at Chicago Bears (Sept. 13):** Appeared on 14 plays on special teams in his NFL debut, pacing the team with three tackles.

► **vs. Seattle Seahawks (Sept. 20):** Played 19 snaps on special teams and posted a tackle...Made a tackle of WR Tyler Lockett on a first-quarter kickoff return at the Seattle 20 despite being held on the play.

► **vs. Kansas City Chiefs (Sept. 28):** Registered a tackle on special teams...Also saw the first action of his career on defense, playing four snaps before departing in the fourth quarter due to a hamstring injury.

► **at San Francisco 49ers (Oct. 4):** Inactive (hamstring).

- vs. St. Louis Rams (Oct. 11):** Inactive (hamstring).
- vs. San Diego Chargers (Oct. 18):** Returned to action, playing 14 snaps on special teams.
- at Denver Broncos (Nov. 1):** Played 18 snaps on special teams and two on defense.
- at Carolina Panthers (Nov. 8):** Saw the most significant action of his career on defense, appearing on 38 snaps and posting a career-high six tackles (four solo)...Midway through the fourth quarter, got into the back-field along with a swarm of other tacklers and brought down RB Jonathan Stewart for a 7-yard loss...Helped limit Stewart to an average of 3.1 yards per carry (66 yards on 20 attempts), his lowest average since Week 1.
- vs. Detroit Lions (Nov. 15):** Appeared on 25 plays on special teams.
- at Minnesota Vikings (Nov. 22):** Played 21 snaps on special teams and one on defense.
- vs. Chicago Bears (Nov. 26):** Played 20 snaps on special teams.
- at Detroit Lions (Dec. 3):** Started the first NFL game of his career, opening at BLB and appearing on 49 plays...Led the team with a career-high nine tackles (eight solo), including a tackle for a loss, and registered the first fumble recovery of his career...Came up and dove on QB Matthew Stafford's fumble forced by LB Julius Peppers' sack at the Detroit 12, giving Green Bay prime field position that set up an 8-yard TD pass three plays later from QB Aaron Rodgers to WR Davante Adams that narrowed Detroit's lead to 20-14...Brought down RB Joiqee Bell for a 1-yard loss on a run late in the fourth quarter.
- vs. Dallas Cowboys (Dec. 13):** Started at BLB and played 33 snaps...Ranked No. 2 on the defense with six tackles (three solo).

37 Sam Shields, CB, 6th Year, Miami

- Earned his first career Pro Bowl selection in 2014, replacing Patriots CB Darrelle Revis, who played in the Super Bowl.
- Including playoffs, has registered 22 interceptions since 2010, tied for No. 2 in the league among active players behind only Seahawks CB Richard Sherman (26).
- Recorded a franchise-leading fifth career postseason interception in the 2014 NFC Championship Game at Seattle.
- Had his finest statistical season in 2013, setting new career highs for starts (14), tackles (64), solo tackles (57) and passes defended (a team-high 25), and tied his previous career best with four INTs.
- 2015 SEASON:** Has started all 12 games he has played in and has posted 42 tackles (33 solo)...Leads the team with three interceptions and has posted 11 passes defended, which ranks No. 2 on the team...Was inactive for one game (Week 9) due to a shoulder injury.
- at Chicago Bears (Sept. 13):** Started as the lone CB as the defense opened with three safeties, and played 76 of 77 snaps...Led the secondary with eight tackles (six solo) and added a pass defended...Batted away a short pass by QB Jay Cutler intended for WR Alshon Jeffery in the end zone early in the second quarter.
- vs. Seattle Seahawks (Sept. 20):** Started at RCB and played all 70 snaps, one of four defenders to do so...Posted two solo tackles, including a stop of WR Tyler Lockett for no gain at the Seattle 10 on a bubble screen on the Seahawks' opening play of the game.
- vs. Kansas City Chiefs (Sept. 28):** Opened at LCB as the lone CB as the defense opened with three safeties for the second time in three games, appearing on 70 plays...Posted five tackles (all solo) and recorded his first INT of the season...Midway through the third quarter, backpedaled and made a leaping INT of QB Alex Smith's pass intended for WR Albert Wilson at the Kansas City 19, returning it 15 yards down the right sideline to set up a 4-yard TD pass from QB Aaron Rodgers to WR Randall Cobb on the next play...Made a key play late in the first half when he came up to bring down WR De'Anthony Thomas for a 7-yard loss on third down on a lateral from QB Alex Smith, forcing a Kansas City punt.
- at San Francisco 49ers (Oct. 4):** Started at RCB and played 48 of 50 snaps...Posted an INT in back-to-back games for the first time in his career...Came underneath after running stride for stride with WR Anquan Boldin to make a leaping interception of QB Colin Kaepernick's deep pass intended for Boldin at the Green Bay 34 midway through the fourth quarter...Finished with three tackles (two solo), helping limit the 49ers to just 196 yards of total offense and Kaepernick to a 55.4 passer rating (13 of

25, 160 yards, one INT).

- vs. St. Louis Rams (Oct. 11):** Started at RCB and played all 71 snaps, one of four defenders to do so...Matched his career high with four passes defended and added two assisted tackles...Midway through the first quarter, broke up a QB Nick Foles pass over the middle intended for WR Kenny Britt on third down to force a St. Louis punt...Made a leaping deflection of a deep pass from Foles intended for WR Tavon Austin early in the second quarter, nearly making the interception...Later in the second quarter, broke up a pass in the end zone intended for WR Brian Quick on third down to force a St. Louis field goal...Helped limit Foles to a 23.8 passer rating as he completed only 11 of 30 passes for 141 yards and one TD with a career-high four INTs (previous high was two INTs).
- vs. San Diego Chargers (Oct. 18):** Started at RCB and played all 92 snaps, one of only two defenders to do so (S Ha Ha Clinton-Dix)...Registered seven tackles (all solo) and two passes defended.
- at Denver Broncos (Nov. 1):** Started at RCB, but departed on Denver's second drive after sustaining a shoulder injury and did not return...Played 11 snaps.
- at Carolina Panthers (Nov. 8):** Inactive (shoulder).
- vs. Detroit Lions (Nov. 15):** Returned to action after missing one game and played 64 of 65 snaps...Was matched up with WR Calvin Johnson for much of the afternoon (six catches for 81 yards, long of 19)...Registered a solo tackle.
- at Minnesota Vikings (Nov. 22):** Played 62 of 64 snaps and recorded six tackles (five solo) and a fumble recovery...With the Packers leading 27-13 early in the fourth quarter, scooped up a RB Adrian Peterson fumble that was forced by S Morgan Burnett at the Green Bay 21 to stop a Minnesota drive...Made an open-field tackle of RB Jerick McKinnon for just a 2-yard catch on third-and-4 on the Vikings' opening drive to force a punt.
- vs. Chicago Bears (Nov. 26):** Started at RCB and played 66 of 67 snaps...Posted three tackles (two solo) and a pass defended...Made a diving deflection of a pass intended for WR Alshon Jeffery near the side of the end zone on third-and-goal from the 3 early in the fourth quarter, forcing the Bears to settle for a FG.
- at Detroit Lions (Dec. 3):** Started at RCB and played all 65 snaps, one of four Green Bay defenders to do so, and registered five tackles (three solo) and a pass defended...Was matched up with WR Calvin Johnson for much of the evening and limited him to three catches for 44 yards (14.7 avg.) and a TD...Broke up a QB Matthew Stafford pass on third down mid-way through the fourth quarter that was intended for Johnson to force the Lions to settle for a 42-yard Matt Prater field goal.
- vs. Dallas Cowboys (Dec. 13):** Started at LCB, shadowing WR Dez Bryant before departing the game midway through the second quarter (concussion)...Picked off QB Matt Cassel in the first quarter, hauling in the pass that went off the hands of Bryant in the end zone, to halt a Dallas scoring opportunity...The INT gave him a pick in all three career games against the Cowboys in the regular season...Finished with two solo tackles and two passes defended before getting injured.

71 Josh Sitton, G, 8th Year, Central Florida

- Was named to his second career Pro Bowl in 2014, his second selection in the last three seasons and his first to the original team (replaced Mike Lupati in 2012).
- Was named first-team All-Pro by *Sporting News*, second-team All-Pro by *The Associated Press* and first-team All-NFL and All-NFC by the PFWA in '14.
- Has started 107 of a possible 109 games since 2009, the most by a Packers offensive lineman over that span.
- Made the transition to left guard in 2013, starting every game there the past two seasons after spending his first five seasons with the club at right guard.
- 2015 SEASON:** Has started all 13 games at LG...Part of a line that has helped the Packers rank No. 1 in the league in giveaways (nine), No. 1 in zero-giveaway games (eight), No. 8 in rushing (120.8 ypg) and No. 12 in scoring (24.4 ppg)...Has helped the offense register eight games with 120-plus rushing yards, which is tied for No. 3 in the NFL.
- at Chicago Bears (Sept. 13):** Played all 60 snaps as the offensive line didn't allow a sack of QB Aaron Rodgers...Protected Rodgers as he

threw for 189 yards and three TDs on 18-of-23 passing for a 140.5 passer rating...Helped clear holes for a ground game that produced 133 yards on 30 carries (4.4 avg.), highlighted by RB Eddie Lacy's 85 yards on 19 attempts (4.5 avg.).

►**vs. Seattle Seahawks (Sept. 20):** Played all 71 snaps and helped protect Rodgers as he connected on 25 of 33 passes for 249 yards and two TDs with no INTs for a 116.9 passer rating...With Lacy departing after just eight snaps due to an ankle injury, helped clear holes for RB James Starks as he racked up 95 yards on 20 carries (4.8 avg.)...With 127 yards as a team on 29 attempts (4.4 avg.), it marked the first time since 2004 that the Packers posted 125-plus rushing yards in both of the first two games...Sealed DT Brandon Mebane to help clear the way for Starks' game-long 35-yard run midway through the third quarter.

►**vs. Kansas City Chiefs (Sept. 28):** Played all 76 snaps and protected Rodgers as the line allowed just one sack to a Kansas City defense that had registered eight sacks in the first two games...Helped give Rodgers time to complete 24 of 35 passes for 333 yards and five TDs with no INTs, the fourth game of his career with five-plus TD passes, a franchise record...Also helped clear holes for a rushing attack that delivered 123 yards on 32 attempts (3.8 avg.), the third straight game this season that the Packers have registered 120-yards on the ground...It marked the first time since 1996 that Green Bay began a season with three consecutive 120-yard rushing games.

►**at San Francisco 49ers (Oct. 4):** Played all 73 snaps, helping the Packers rush for a season-high 162 yards and a TD on 33 attempts (4.9 avg.)...It marked the fourth straight 120-yard rushing effort by the Packers, the first time they had cleared that mark in each of the first four games since 1971...Helped the Packers control the clock for a season-high 36:34.

►**vs. St. Louis Rams (Oct. 11):** Started at LG and appeared on all 62 snaps...Part of a line that gave up just two sacks to a St. Louis defense that entered the game tied for No. 2 in the league in the category with 17 in the first four contests.

►**vs. San Diego Chargers (Oct. 18):** Started at LG and played all 53 snaps...Helped the Packers post 133 rushing yards on just 17 carries, a 7.8-yard average that was the best by Green Bay since Oct. 10, 2010, at Washington (9.2, 17-157)...Helped clear the way for Starks' 112 yards on just 10 carries (11.2 avg.), the best yards-per-carry average by an NFL back this season (min. 10 att.).

►**at Denver Broncos (Nov. 1):** Started at LG and played 51 of 53 snaps...Was out of the game for the final two plays (coach's decision).

►**at Carolina Panthers (Nov. 8):** Started at LG and played all 77 snaps...Helped protect Rodgers as he threw for a season-high 369 yards and four TDs on 25-of-48 passing...Blocked DT Star Lotulelei and then got up the field to block LB Luke Kuechly on Starks' 29-yard screen pass in the fourth quarter.

►**vs. Detroit Lions (Nov. 15):** Started at LG and played all 87 snaps...Helped protect Rodgers as he completed a career-high 35 passes and threw for 333 yards, his second straight 300-yard game.

►**at Minnesota Vikings (Nov. 22):** Started at LG and played all 77 snaps, helping clear holes for Lacy as he rushed for a season-high 100 yards on 22 carries (4.5 avg.)...Part of a line that allowed just two sacks of Rodgers as he threw for 212 yards and two TDs with no INTs.

►**vs. Chicago Bears (Nov. 26):** Started at LG and played all 78 snaps...Helped the offense rack up a season-high 177 yards rushing on 28 carries (6.3 avg.), the best yardage total on the ground by Green Bay since the team posted 179 yards vs. Atlanta in Week 14 last season...Blocked for Lacy as he registered a season-high 105 yards rushing on 17 carries (6.2 avg.), the first Green Bay RB to register back-to-back 100-yard rushing games since Ahman Green in 2006 (three straight).

►**at Detroit Lions (Dec. 3):** Started and played 66 of 67 snaps, leaving the game for one play early in the fourth quarter due to a knee injury...Protected Rodgers as he threw for 273 yards and two TDs with one INT on 24-of-36 passing.

►**vs. Dallas Cowboys (Dec. 13):** Started and played all 87 snaps, helping the Packers post season highs for rushing yards (230), first downs (29) and time of possession (37:48)...The 230 rushing yards on a season-high 44 attempts (5.2 avg.) were the most by Green Bay in a game since Nov. 29, 2004, vs. St. Louis (231 yards on 28 carries)...Helped block for

a pair of 70-yard rushers in Lacy (season-high 124 yards and a TD on 24 carries) and Starks (71 yards and a TD on 11 attempts)...The Packers' 435 yards of total offense was their second-highest total of the season and the most since Week 3 vs. Kansas City (448).

44 James Starks, RB, 6th Year, Buffalo

- Played in all 16 games in 2014 for the first time in his career and rushed for 333 yards and two TDs on 85 attempts (3.9 avg.).

- Rushed for 493 yards and a career-high three TDs on 89 carries in 2013, an average of 5.54 yards per carry that ranked No. 1 in the NFL among players with 80-plus attempts.

- Was tied for No. 2 in the NFL in 2013 with three TD runs of 20-plus yards, trailing only Eagles RB LeSean McCoy (four).

2015 SEASON: Has played in all 12 games with four starts and has posted 515 rushing yards on 128 attempts (4.0 avg.) with two TDs...Has added a career-best 39 receptions for a career-high 369 yards (9.5 avg.) and a career-best three TDs...Is tied for No. 1 in the league among RBs with four catches of 25-plus yards...According to STATS, ranks No. 3 in the NFL among running backs in yards after the catch with 461...Leads the team in yards from scrimmage with a career-high 884 on the season, surpassing his previous best of 794 yards in 2011...Is one of only four RBs in the NFL this season with 500-plus rushing yards and 350-plus receiving yards (Devonta Freeman, Mark Ingram, Giovani Bernard).

►**at Chicago Bears (Sept. 13):** Posted 2 rushing yards on two attempts (1.0 avg.), appearing on 13 plays on offense.

►**vs. Seattle Seahawks (Sept. 20):** With starting RB Eddie Lacy departing the game after just eight snaps because of an ankle injury, saw his most significant action in more than two years...Carried the ball 20 times for 95 yards (4.8 avg.), the most carries and yards he has had in a game since a 20-attempt, 132-yard effort vs. Washington in Week 2 in 2013 (Sept. 15)...Midway through the third quarter, ran through a sizable hole up the middle before bouncing it to the right and then down the sideline for a 35-yard gain, avoiding tackle attempts by S Earl Thomas and CB Richard Sherman to pick up extra yardage...Rushed for five first downs, which was tied for the second most in a game in his career (nine vs. Washington, Sept. 15, 2013).

►**vs. Kansas City Chiefs (Sept. 28):** Rushed for 32 yards on a team-high 17 carries (1.9 avg.), his first time with 15-plus attempts in back-to-back games since Weeks 9 and 11 in 2012...Added a 19-yard reception in the first quarter on a screen pass down to the Kansas City 30, making LB Derrick Johnson miss on a tackle right after the catch and then eluding a tackle attempt by CB Phillip Gaines toward the end of the gain.

►**at San Francisco 49ers (Oct. 4):** Posted 28 yards rushing on nine carries (3.1 avg.) and added two catches for 11 yards (5.5 avg.).

►**vs. St. Louis Rams (Oct. 11):** Rushed for 17 yards on five carries (3.4 avg.) and had three receptions for 29 yards (9.7 avg.), including a 19-yard gain on a first-quarter screen pass that saw him break a tackle by S Mark Barron.

►**vs. San Diego Chargers (Oct. 18):** Started his first game of the season and rushed for 112 yards on just 10 carries (11.2 avg.), the highest yards-per-carry average by an NFL back to that point this season...Became the first Packers RB to rush for 100-plus yards on 10 or fewer carries since RB Brandon Jackson at Washington on Oct. 10, 2010 (115 yards on 10 carries)...Posted a 25-yard run on a toss play on Green Bay's first offensive snap...Capped the drive off with a 5-yard TD catch on a shovel pass from Rodgers...On the Packers' next possession, which came late in the first quarter, scored on a 65-yard run, the longest TD run by a Packer since RB DeShawn Wynn's 73-yard TD vs. Detroit on Dec. 28, 2008...On the play, ran into the back of lead blocker John Kuhn before spinning away from DE Ricardo Mathews and taking it down the right sideline as he outran OLB Melvin Ingram on his way to the end zone...It marked the first two-TD game of his career, and he became the first Packer to register a 50-yard TD run and a TD catch in the first quarter of a game since RB Dorsey Levens did so at Indianapolis on Nov. 16, 1997.

►**at Denver Broncos (Nov. 1):** Had 9 rushing yards on five carries (1.8 avg.) and added two catches for 9 yards (4.5 avg.).

►**at Carolina Panthers (Nov. 8):** Led the team with 39 yards rushing on 10 carries (3.9 avg.) and posted a career-high 83 yards receiving

on a career-best six receptions (13.8 avg.), besting his previous mark by 30 yards and matching his previous high for receptions (53 yards on six catches vs. Tampa Bay, Nov. 20, 2011)...Scored on a 29-yard screen pass midway through the fourth quarter, the longest TD catch of his career, breaking tackle attempts by DT Kyle Love and CB Josh Norman on his way to the end zone...Earlier on the drive, picked up 30 yards on another screen pass from Rodgers...Was the first NFL player to have two catches of 25-plus yards since Steelers RB Le'Veon Bell did so on Nov. 30, 2014.

►**vs. Detroit Lions (Nov. 15):** Started and posted 42 rushing yards on 15 attempts (2.8 avg.)...Tied his career high with six receptions for 54 yards (9.0 avg.).

►**at Minnesota Vikings (Nov. 22):** Started and rushed eight times for 14 yards (1.8 avg.)...Had a season-long 30-yard catch early in the third quarter, taking a screen pass down the right sideline to the Minnesota 45 to help set up an eventual 42-yard FG from Mason Crosby that put Green Bay up 19-6.

►**vs. Chicago Bears (Nov. 26):** Posted 39 yards rushing on seven attempts (5.6 avg.) and added 41 yards on four receptions (10.3)...Picked up 18 yards on a screen pass out to the Green Bay 38 on the Packers' final drive.

►**at Detroit Lions (Dec. 4):** Started and rushed for 15 yards on nine carries (1.7 avg.), adding five catches for 45 yards (9.0 avg.)...Picked up 25 yards on a screen pass down to the Detroit 8 midway through the third quarter, setting up a Green Bay TD on the next play when WR Randall Cobb recovered Starks' fumble in the end zone.

►**vs. Dallas Cowboys (Dec. 13):** Rushed for 71 yards on 11 carries (6.5 avg.), highlighted by his 30-yard TD run in the fourth quarter on second-and-25 that extended Green Bay's lead to 21-7...Made a cut at the line to elude LB Rolando McClain and then took it down the middle of the field for the score, outrunning S Barry Church and CB Brandon Carr on his way to the end zone...Added four receptions for 32 yards (8.0 avg.), including a 13-yard TD on a swing pass in the second quarter, Green Bay's first score of the game...It marked the second time on the season that he had posted a rushing TD and a receiving TD in the same game.

65 Lane Taylor, G, 3rd Year, Oklahoma State

- Played in all 16 games in 2014, seeing limited action on offense at both guard spots and as an extra lineman, and on special teams.
- Appeared on a career-high 63 snaps at New Orleans last season in Week 8, filling in at right guard following the first series for an injured T.J. Lang.
- Was one of three non-drafted rookie free agents to make Green Bay's opening-day roster in 2013.

2015 SEASON: Has started the one game he appeared in and dressed but did not play in three others...Has been inactive (healthy scratch) for the other nine contests.

►**vs. Seattle Seahawks (Sept. 20):** Dressed, but did not see any action in the game.

►**vs. Chicago Bears (Nov. 26):** Was active, but did not play.

►**at Detroit Lions (Dec. 3):** Started the first game of his NFL career, opening at RG in place of an injured T.J. Lang (shoulder)...Played all 67 snaps and helped protect Rodgers as he threw for 273 yards and two TDs with one INT on 24-of-36 passing.

48 Joe Thomas, LB, 1st Year, South Carolina State

- Was signed to Green Bay's 53-man roster on Sept. 21 from the Dallas Cowboys' practice squad. Was with the Packers during the 2015 pre-season.
- Entered the league with the Packers as a non-drafted free agent in May 2014. Was on Green Bay's practice squad for the final eight games of the regular season and both playoff contests last season..
- As a senior in 2013, was named the Mid-Eastern Athletic Conference Defensive Player of the Year after recording a team-high 115 tackles (82 solo), including 19 for a loss, 7.5 sacks, five passes defended, an interception, a forced fumble and a fumble recovery.

2015 SEASON: Has played in 11 games and has registered 20 tackles (13 solo), a sack, a forced fumble, four QB hits, three pressures and two passes defended...Has added nine tackles on special teams, which is tied

for No. 3 on the team.

►**vs. Kansas City Chiefs (Sept. 28):** Made his NFL debut, playing 38 snaps on defense and 23 on special teams (second most on the team)...Late in the first quarter, fought off a block from G Laurent Duvernay-Tardif to chase down QB Alex Smith as he avoided pressure in the pocket, bringing him down for a 2-yard sack to force a three-and-out, the first sack of his career...Finished with three tackles (all solo) on defense and added a tackle on special teams.

►**at San Francisco 49ers (Oct. 4):** Forced a fumble in the second quarter, punching the ball out from TE Vance McDonald after he made a catch on a crossing route to the Green Bay 15...McDonald recovered, but the 49ers were forced to settle for a FG, their lone score of the afternoon...Played 11 snaps on defense and registered two solo tackles.

►**vs. St. Louis Rams (Oct. 11):** With just over nine minutes remaining and the Packers leading, 21-10, nearly picked off QB Nick Foles' pass intended for TE Lance Kendricks at the goal line, but the throw went off his hands and into the arms of a diving Ha Ha Clinton-Dix in the end zone for the turnover...Played 19 snaps on defense and 17 on special teams...Posted a career-high two tackles on special teams.

►**vs. San Diego Chargers (Oct. 18):** Played 25 snaps on defense and 13 on special teams...Recorded three tackles (two solo) and a QB hit on defense and a tackle on special teams.

►**at Denver Broncos (Nov. 1):** Played 13 snaps and registered four tackles (one solo), including a stop of RB C.J. Anderson for a 1-yard loss on a run late in the first half.

►**at Carolina Panthers (Nov. 8):** Appeared on six plays on defense and 24 on special teams...Posted a QB hit and a pressure on defense and added a tackle on special teams.

►**vs. Detroit Lions (Nov. 15):** Played seven snaps on defense and 23 on special teams...Posted a solo tackle on defense and a tackle on special teams.

►**at Minnesota Vikings (Nov. 22):** Tied for the team lead with two tackles on special teams...Also played 22 snaps on defense, posting three tackles (one solo).

►**vs. Chicago Bears (Nov. 26):** Played 12 snaps on defense and recorded two tackles (both solo), a QB hit and a pressure.

►**at Detroit Lions (Dec. 3):** Appeared on 16 plays on defense and registered two tackles (both solo), a QB hit and a pressure...Added a tackle on special teams.

►**vs. Dallas Cowboys (Dec. 13):** Played 19 snaps and recorded a pass defended, breaking up a pass over the middle intended for RB Darren McFadden late in the fourth quarter on fourth down to force a turnover on downs that gave Green Bay the ball at the Dallas 38.

16 Scott Tolzien, QB, 5th Year, Wisconsin

- Spent the entire 2014 season on Green Bay's 53-man roster, but was a gameday inactive for the first 15 games and dressed but did not play in the season finale.

- Was on Green Bay's practice squad for the first eight games in 2013 before being signed to the active roster, appearing in three games with two starts on the season.

- Threw for 339 yards in his first career start (at N.Y. Giants, Week 11 of 2013), the most by a Green Bay QB in his first start with the team in franchise history.

2015 SEASON: Has served as the No. 2 QB for all 13 games, seeing limited action in two contests...Dressed, but did not play in the other 10 games.

►**at Denver Broncos (Nov. 1):** Took the final two snaps of the game at QB, handing off to RB Alonzo Harris on both plays.

►**vs. Dallas Cowboys (Dec. 13):** Took the final two snaps of the game, taking a knee as the Packers ran out the clock in the 28-7 win.

73 JC Tretter, C/G, 3rd Year, Cornell

- Opened the first three preseason contests at center for Green Bay in 2014, but a knee injury sustained vs. Oakland (Aug. 22) would sideline him for the first half of the season. Went on to see limited action in the final eight regular-season games and both playoff contests.

- Saw time at both tackle spots and at LG in reserve duty in 2014.
- Spent the majority of his rookie campaign in 2013 on reserve/physically

unable to perform after sustaining a significant ankle injury during the first practice of Organized Team Activities in the spring.

2015 SEASON: Has played in all 13 games with two starts, seeing action on offense and special teams.

►**at Chicago Bears (Sept. 13):** Played 11 snaps on special teams and one on offense, lining up as an extra lineman on the left side on RB Eddie Lacy's 2-yard TD run late in the game.

►**vs. Seattle Seahawks (Sept. 20):** Played nine snaps on special teams and one on offense, lining up as an extra lineman for a RB James Starks 2-yard run.

►**vs. Kansas City Chiefs (Sept. 28):** Appeared on 11 plays on special teams.

►**at San Francisco 49ers (Oct. 4):** Played six snaps on special teams and one on offense, coming on as an extra lineman on FB John Kuhn's 1-yard TD run midway through the third quarter.

►**vs. St. Louis Rams (Oct. 11):** Played four snaps as an extra lineman on offense and also appeared on eight plays on special teams.

►**vs. San Diego Chargers (Oct. 18):** Appeared on nine plays on special teams...Early in the fourth quarter with the Packers leading 24-20, fielded K Josh Lambo's short kickoff at the Green Bay 29 before going to the ground with the ball after securing it.

►**at Denver Broncos (Nov. 1):** Played the final two snaps of the game at LG in place of Josh Sitton (coach's decision) and appeared on eight plays on special teams.

►**at Carolina Panthers (Nov. 8):** Played two snaps on offense as an extra offensive lineman and 11 snaps on special teams.

►**vs. Detroit Lions (Nov. 15):** Appeared on eight plays on special teams.

►**at Minnesota Vikings (Nov. 22):** Saw the most significant action of his career, coming in for C Corey Linsley (ankle) with 5:30 remaining in the first quarter...Played the remainder of the game (65 snaps), helping clear holes for Lacy as he rushed for a season-high 100 yards on 22 carries (4.5 avg.)...Part of a line that allowed just two sacks of Rodgers as he threw for 212 yards and two TDs with no INTs.

►**vs. Chicago Bears (Nov. 26):** Started his first career game, opening at C in place of Linsley (ankle) and appearing on all 78 snaps...Helped the offense rack up a season-high 177 yards rushing on 28 carries (6.3 avg.), the best yardage total on the ground by Green Bay since the team posted 179 yards vs. Atlanta in Week 14 last season...Blocked for Lacy as he registered a season-high 105 yards rushing on 17 carries (6.2 avg.), the first Green Bay RB to register back-to-back 100-yard rushing games since Ahman Green in 2006 (three straight).

►**at Detroit Lions (Dec. 3):** Entered the game at C in the second quarter after Linsley reinjured his ankle...Played the final 39 snaps, helping protect Rodgers as he threw for 273 yards and two TDs with one INT on 24-of-36 passing.

►**vs. Dallas Cowboys (Dec. 13):** Started at C in place of an injured Linsley (ankle) and played all 87 snaps, helping the Packers post season highs for rushing yards (230), first downs (29) and time of possession (37:48)...The 230 rushing yards on a season-high 44 attempts (5.2 avg.) were the most by Green Bay in a game since Nov. 29, 2004, vs. St. Louis (231 yards on 28 carries)...Helped block for a pair of 70-yard rushers in Lacy (season-high 124 yards and a TD on 24 carries) and Starks (71 yards and a TD on 11 attempts)...The Packers' 435 yards of total offense was their second-highest total of the season and the most since Week 3 vs. Kansas City (448).

79 Josh Walker, G, 1st Year, Middle Tennessee State

• Was on Green Bay's practice squad for the final 13 games of the regular season and both playoff contests in 2014.

• Entered the league as a non-drafted free agent with Indianapolis in May 2014 and spent time on the Colts' practice squad early last season.

• A four-year letterman at Middle Tennessee State, he played in 49 games with 34 starts and earned second-team All-Conference USA honors as a senior.

2015 SEASON: Has played in 12 games, seeing action on offense and special teams...Has been inactive for one contest (healthy scratch).

►**at Chicago Bears (Sept. 13):** Made his NFL debut, appearing on five snaps on special teams and three on offense, lining up as an extra lineman

on the left side on three plays late in the fourth quarter.

►**vs. Seattle Seahawks (Sept. 20):** Played five snaps on special teams (extra point and four field goals).

►**vs. Kansas City Chiefs (Sept. 28):** Appeared on six plays as an extra lineman on offense and six plays on special teams.

►**at San Francisco 49ers (Oct. 4):** Played four snaps as an extra lineman on offense and four plays on special teams.

►**vs. St. Louis Rams (Oct. 11):** Saw the most significant action of his career on offense, playing 32 snaps at RG in place of T.J. Lang after he departed midway through the second quarter due to a knee injury...Filled in for Lang on all but one series, helping the line allow just two sacks of Rodgers to a St. Louis defense that entered the game tied for No. 2 in the NFL with 17 sacks in the first four games.

►**vs. San Diego Chargers (Oct. 18):** Played five snaps on special teams.

►**at Denver Broncos (Nov. 1):** Inactive (healthy scratch).

►**at Carolina Panthers (Nov. 8):** Played three snaps on special teams.

►**vs. Detroit Lions (Nov. 15):** Played one snap at RG for Lang in the fourth quarter when he departed briefly due to injury.

►**at Minnesota Vikings (Nov. 22):** Played three snaps on offense, appearing as an extra lineman in short-yardage situations, and played six snaps on special teams.

►**vs. Chicago Bears (Nov. 26):** Appeared on three plays on special teams.

►**at Detroit Lions (Dec. 3):** Played six snaps on special teams and one on offense.

►**vs. Dallas Cowboys (Dec. 13):** Appeared on one play on offense as an extra lineman and also played five snaps on special teams.

National Football League Game Summary

NFL Copyright © 2015 by The National Football League. All rights reserved. This summary and play-by-play is for the express purpose of assisting media in their coverage of the game; any other use of this material is prohibited without the written permission of the National Football League. Updated: 12/14/2015

Date: Sunday, 12/13/2015 Dallas Cowboys at Green Bay Packers Start Time: 3:25 PM CST
at Lambeau Field, Green Bay, WI

Game Day Weather
Game Weather: Rain Temp: 53° F (11.7° C) Humidity: 100%, Wind: South East 10 mph
Played Outdoor on Turf: DD GrassMaster Outdoor Weather: Rain,

Officials
Referee: Allen, Brad (122) Umpire: Bryan, Fred (11) Head Linesman: Mello, Jim (48)
Line Judge: Symonette, Thomas (100) Side Judge: Hill, Tom (97) Field Judge: Rosenbaum, Doug (67)
Back Judge: Hochuli, Shawn (83) Replay Official: Lapetina, Jim ()

Dallas Cowboys				Green Bay Packers			
Offense		Defense		Offense		Defense	
WR 88	D.Bryant	LDE 90	D.Lawrence	WR 17	D.Adams	DE 64	M.Pennel
LT 77	T.Smith	DT 98	T.Crawford	LT 69	D.Bakhtiari	NOSE 90	B.Raji
LG 71	L.Collins	DT 96	N.Hayden	LG 71	J.Sitton	DT 76	M.Daniels
C 72	T.Frederick	RDE 76	G.Hardy	C 73	J.Tretter	LOLB 96	M.Neal
RG 70	Z.Martin	MLB 55	R.McClain	RG 70	T.Lang	BLB 47	J.Ryan
RT 68	D.Free	WLB 50	S.Lee	RT 75	B.Bulaga	MLB 52	C.Matthews
TE 82	J.Witten	LCB 39	B.Carr	WR 89	J.Jones	ROLB 56	J.Peppers
WR 83	T.Williams	RCB 24	M.Claiborne	WR 18	R.Cobb	LCB 37	S.Shields
QB 16	M.Cassel	SS 42	B.Church	QB 12	A.Rodgers	CB 23	D.Randall
RB 20	D.McFadden	FS 31	B.Jones	RB 27	E.Lacy	SS 42	M.Burnett
FB 44	T.Clutts	S 27	J.Wilcox	FB 30	J.Kuhn	FS 21	H.Clinton-Dix

Substitutions Substitutions
K 5 D.Bailey, P 6 C.Jones, WR 11 C.Beasley, WR 13 L.Whitehead, WR 15 D.Street, RB 23 R.Turbin, CB 26 T.Patmon, S 38 J.Heath, S 40 D.McCray, RB 45 R.Smith, LB 51 K.Wilber, LB 52 A.Gachkar, LB 57 D.Wilson, DT 58 J.Crawford, LB 59 A.Hitchens, G 73 M.Bernadeau, T 78 C.Brown, TE 84 J.Hanna, TE 89 G.Escobar, LS 91 L.Ladouceur, DE 92 J.Mincey, DE 94 R.Gregory, DE 95 D.Irving
K 2 M.Crosby, P 8 T.Masthay, QB 16 S.Tolzien, FB 22 A.Ripkowski, CB 24 Q.Rollins, CB 29 C.Hayward, S 32 C.Banjo, DB 33 M.Hyde, CB 39 D.Goodson, RB 44 J.Starks, LB 48 J.Thomas, LB 51 N.Palmer, LS 61 B.Goode, T/G 67 D.Barclay, G 79 J.Walker, TE 80 J.Perillo, TE 82 R.Rodgers, WR 83 J.Janis, WR 84 J.Abbrederis, TE 86 K.Backman, LB 91 J.Elliott, DE 95 D.Jones, DT 98 L.Guion

Did Not Play Did Not Play
QB 17 K.Moore G 65 L.Taylor

Not Active Not Active
QB 9 T.Romo, WR 19 B.Butler, CB 29 D.Olatoye, LB 53 M.Nzeocha, G 65 QB 7 B.Hundley, CB 36 L.Gunter, RB 38 J.Crockett, LB 53 N.Perry, LB 55 R.Leary, T 79 C.Green, TE 87 G.Swaim A.Mulumba, C 63 C.Linsley, WR 88 T.Montgomery

Field Goals (made () & missed)

		1	2	3	4	OT	Total
VISITOR:	Dallas Cowboys	0	0	7	0	0	7
HOME:	Green Bay Packers	0	14	0	14	0	28

Scoring Plays							
Team	Qtr	Time	Play Description (Extra Point)	(Drive Info)	Visitor	Home	
Packers	2	9:49	J.Starks 13 yd. pass from A.Rodgers (M.Crosby kick) (9-48, 4:14)			0	7
Packers	2	2:40	R.Rodgers 3 yd. pass from A.Rodgers (M.Crosby kick) (11-81, 4:14)			0	14
Cowboys	3	8:25	R.Turbin 7 yd. run (D.Bailey kick) (4-80, 2:07)			7	14
Packers	4	4:44	J.Starks 30 yd. run (M.Crosby kick) (12-84, 6:34)			7	21
Packers	4	2:46	E.Lacy 1 yd. run (M.Crosby kick) (4-38, 0:25)			7	28
Paid Attendance: 78,369						Time: 3:07	

Final Team Statistics

	Visitor Cowboys	Home Packers
TOTAL FIRST DOWNS	11	29
By Rushing	5	15
By Passing	5	12
By Penalty	1	2
THIRD DOWN EFFICIENCY	1-11-9%	7-14-50%
FOURTH DOWN EFFICIENCY	0-2-0%	0-1-0%
TOTAL NET YARDS	270	435
Total Offensive Plays (inc. times thrown passing)	51	81
Average gain per offensive play	5.3	5.4
NET YARDS RUSHING	171	230
Total Rushing Plays	20	44
Average gain per rushing play	8.6	5.2
Tackles for a loss-number and yards	1-1	6-14
NET YARDS PASSING	99	205
Times thrown - yards lost attempting to pass	2-15	2-13
Gross yards passing	114	218
PASS ATTEMPTS-COMPLETIONS-HAD INTERCEPTED	29-13-1	35-22-0
Avg gain per pass play (inc.# thrown passing)	3.2	5.5
KICKOFFS Number-In End Zone-Touchbacks	2-2-0	5-5-4
PUNTS Number and Average	7-46.4	6-47.0
Had Blocked	0	0
FGs - PATs Had Blocked	0-0	0-0
Net Punting Average	44.6	44.7
TOTAL RETURN YARDAGE (Not Including Kickoffs)	-6	13
No. and Yards Punt Returns	3--6	4-13
No. and Yards Kickoff Returns	1-22	2-40
No. and Yards Interception Returns	0-0	1-0
PENALTIES Number and Yards	6-30	8-69
FUMBLES Number and Lost	0-0	1-0
TOUCHDOWNS	1	4
Rushing	1	2
Passing	0	2
EXTRA POINTS Made-Attempts	1-1	4-4
Kicking Made-Attempts	1-1	4-4
FIELD GOALS Made-Attempts	0-0	0-0
RED ZONE EFFICIENCY	1-2-50%	4-5-80%
GOAL TO GO EFFICIENCY	1-2-50%	2-3-67%
SAFETIES	0	0
FINAL SCORE	7	28
TIME OF POSSESSION	22:12	37:48

Ball Possession And Drive Chart

Dallas Cowboys

#	Time Recd	Time Lost	Time Poss	How Ball Obtained	Drive Began	# Play	Yds Gain	Yds Pen	Net Yds	1st Down	Last Scrm	How Given Up
1	12:32	9:19	3:13	Punt	DAL 24	6	68	5	73	3	* GB 3	Interception
2	1:00	14:03	1:57	Downs	DAL 1	3	9	0	9	0	DAL 10	Punt
3	9:49	6:54	2:55	Kickoff	DAL 20	6	18	0	18	1	DAL 38	Punt
4	2:40	1:48	0:52	Kickoff	DAL 20	3	9	0	9	0	DAL 29	Punt
5	0:47	0:00	0:47	Punt	DAL 22	4	17	-5	12	1	DAL 32	End of Half
6	15:00	13:20	1:40	Kickoff	DAL 16	3	9	0	9	0	DAL 25	Punt
7	10:32	8:25	2:07	Punt	DAL 20	4	80	0	80	3	* GB 7	Touchdown
8	4:26	2:59	1:27	Punt	DAL 24	3	9	0	9	0	DAL 33	Punt
9	1:28	14:14	2:14	Punt	DAL 20	5	8	0	8	1	DAL 28	Punt
10	13:15	11:18	1:57	Punt	DAL 28	3	12	-5	7	0	DAL 35	Punt
11	4:44	3:11	1:33	Kickoff	DAL 20	6	18	0	18	1	DAL 38	Downs
12	2:46	1:16	1:30	Kickoff	DAL 20	5	13	0	13	1	DAL 33	Downs

(235) Average DAL 20

Green Bay Packers

#	Time Recd	Time Lost	Time Poss	How Ball Obtained	Drive Began	# Play	Yds Gain	Yds Pen	Net Yds	1st Down	Last Scrm	How Given Up
1	15:00	12:32	2:28	Kickoff	GB 9	5	18	0	18	1	GB 27	Punt
2	9:19	1:00	8:19	Interception	GB 20	15	99	-20	79	6	* DAL 1	Downs
3	14:03	9:49	4:14	Punt	DAL 48	9	53	-5	48	3	* DAL 13	Touchdown
4	6:54	2:40	4:14	Punt	GB 19	11	76	5	81	6	* DAL 3	Touchdown
5	1:48	0:47	1:01	Punt	GB 26	5	5	0	5	1	GB 31	Punt
6	13:20	10:32	2:48	Punt	GB 29	6	27	0	27	1	DAL 44	Punt
7	8:25	4:26	3:59	Kickoff	GB 14	6	21	0	21	2	GB 35	Punt
8	2:59	1:28	1:31	Punt	GB 19	3	9	0	9	0	GB 28	Punt
9	14:14	13:15	0:59	Punt	GB 19	3	-2	0	-2	0	GB 17	Punt
10	11:18	4:44	6:34	Punt	GB 16	12	94	-10	84	6	* DAL 30	Touchdown
11	3:11	2:46	0:25	Downs	DAL 38	4	38	0	38	3	* DAL 1	Touchdown
12	1:16	0:00	1:16	Downs	DAL 33	2	-3	0	-3	0	DAL 35	End of Game

(352) Average GB 29

* inside opponent's 20

Time of Possession by Quarter

		1st	2nd	3rd	4th	OT	Total
Visitor	Dallas Cowboys	4:13	5:31	6:42	5:46		22:12
Home	Green Bay Packers	10:47	9:29	8:18	9:14		37:48

Kickoff Drive No.-Start Average

Cowboys: 5 - DAL 19

Packers: 2 - GB 12

Final Defensive Statistics

Dallas Cowboys	Regular Defensive Plays												Special Teams					Misc			
	TKL	AST	COMB	SK	/ YDS	TFL	Q	IN	PD	FF	FR		TKL	AST	FF	FR	BL	TKL	AST	FF	FR
B.Church	9	2	11	0	0	0	0	0	0	0	0		0	0	0	0	0	0	0	0	0
S.Lee	7	4	11	0	0	1	0	0	0	0	0		0	0	0	0	0	0	0	0	0
R.McClain	5	6	11	0	0	0	0	0	0	0	0		0	0	0	0	0	0	0	0	0
B.Carr	5	3	8	0	0	0	1	0	1	0	0		0	0	0	0	0	0	0	0	0
J.Wilcox	4	3	7	0	0	0	0	0	0	0	0		2	0	0	0	0	0	0	0	0
G.Hardy	4	2	6	1	7	2	1	0	0	0	0		0	0	0	0	0	0	0	0	0
N.Hayden	4	2	6	0	0	1	0	0	0	0	0		0	0	0	0	0	0	0	0	0
B.Jones	2	4	6	0	0	0	0	0	0	0	0		0	0	0	0	0	0	0	0	0
D.Lawrence	4	1	5	1	6	1	2	0	0	0	0		0	0	0	0	0	0	0	0	0
M.Claiborne	3	0	3	0	0	0	0	0	0	0	0		0	0	0	0	0	0	0	0	0
T.Crawford	2	1	3	0	0	1	0	0	0	0	0		0	0	0	0	0	0	0	0	0
A.Hitchens	0	3	3	0	0	0	0	0	0	0	0		1	0	0	0	0	0	0	0	0
J.Heath	1	0	1	0	0	0	0	0	0	0	0		1	0	0	0	0	0	0	0	0
R.Gregory	1	0	1	0	0	1	0	0	0	0	0		0	0	0	0	0	0	0	0	0
J.Crawford	1	0	1	0	0	1	0	0	0	0	0		0	0	0	0	0	0	0	0	0
J.Mincey	1	0	1	0	0	0	0	0	0	0	0		0	0	0	0	0	0	0	0	0
J.Hanna	0	0	0	0	0	0	0	0	0	0	0		1	0	0	0	0	0	0	0	0
K.Wilber	0	0	0	0	0	0	0	0	0	0	0		0	1	0	0	0	0	0	0	0
Total	53	31	84	2	13	8	4	0	1	0	0		5	1	0	0	0	0	0	0	0

TKL = Tackle AST = Assist COMB = Combined QH=QB Hit IN = Interception PD = Pass Defense FF = Forced Fumble FR = Fumble Recovery

Green Bay Packers	Regular Defensive Plays												Special Teams					Misc			
	TKL	AST	COMB	SK	/ YDS	TFL	QH	IN	PD	FF	FR		TKL	AST	FF	FR	BL	TKL	AST	FF	FR
C.Matthews	5	1	6	1	8	1	1	0	0	0	0		0	0	0	0	0	0	0	0	0
J.Ryan	4	2	6	0	0	0	0	0	0	0	0		0	0	0	0	0	0	0	0	0
M.Hyde	5	0	5	0	0	0	0	0	0	0	0		0	0	0	0	0	0	0	0	0
Q.Rollins	4	1	5	0	0	0	0	0	0	0	0		0	0	0	0	0	0	0	0	0
C.Hayward	3	0	3	0	0	0	0	0	0	0	0		0	0	0	0	0	0	0	0	0
H.Clinton-Dix	3	0	3	0	0	0	0	0	0	0	0		0	0	0	0	0	0	0	0	0
J.Elliott	2	1	3	1	7	1	2	0	1	0	0		0	0	0	0	0	0	0	0	0
M.Pennel	2	0	2	0	0	1	0	0	0	0	0		0	0	0	0	0	0	0	0	0
S.Shields	1	0	1	0	0	0	0	1	2	0	0		0	0	0	0	0	0	0	0	0
L.Guion	1	0	1	0	0	0	0	0	0	0	0		0	0	0	0	0	0	0	0	0
J.Peppers	1	0	1	0	0	0	0	0	0	0	0		0	0	0	0	0	0	0	0	0
M.Burnett	0	1	1	0	0	0	1	0	0	0	0		0	0	0	0	0	0	0	0	0
M.Neal	0	1	1	0	0	0	0	0	0	0	0		0	0	0	0	0	0	0	0	0
B.Raji	0	1	1	0	0	0	0	0	0	0	0		0	0	0	0	0	0	0	0	0
D.Jones	0	0	0	0	0	0	1	0	1	0	0		0	0	0	0	0	0	0	0	0
D.Randall	0	0	0	0	0	0	0	0	1	0	0		0	0	0	0	0	0	0	0	0
J.Janis	0	0	0	0	0	0	0	0	0	0	0		2	1	0	0	0	0	0	0	0
C.Banjo	0	0	0	0	0	0	0	0	0	0	0		1	0	0	0	0	0	0	0	0
D.Goodson	0	0	0	0	0	0	0	0	0	0	0		0	1	0	0	0	0	0	0	0
Total	31	8	39	2	15	3	5	1	5	0	0		3	2	0	0	0	0	0	0	0

12/13/2015 at Lambeau Field

First Half Summary

TIME OF POSSESSION

Cowboys	9:44
Packers	20:16

- Scoring Plays

Team	Qtr	Time	Play Description (Extra Point) (Drive Info)	Visitor	Home
Packers	2	9:49	J.Starks 13 yd. pass from A.Rodgers (M.Crosby kick) (9-48, 4:14)	0	7
Packers	2	2:40	R.Rodgers 3 yd. pass from A.Rodgers (M.Crosby kick) (11-81, 4:14)	0	14

	Dallas Cowboys	Green Bay Packers
TOTAL FIRST DOWNS	5	17
First Downs Rushing-Passing-by Penalty	1 - 3 - 1	5 - 10 - 2
THIRD DOWN EFFICIENCY	1-5-20%	4-7-57%
TOTAL NET YARDS	121	251
Total Offensive Plays	22	45
NET YARDS RUSHING	69	86
NET YARDS PASSING	52	165
Gross Yards Passing	52	171
Times thrown-yards lost attempting to pass	0-0	1-6
Pass Attempts-Completions-Had Intercepted	13 - 7 - 1	24 - 17 - 0
Punts-Number and Average	3 - 43.3	2 - 46
Penalties-Number and Yards	5 - 25	6 - 49
Fumbles-Number and Lost	0 - 0	0 - 0
Red Zone Efficiency	0-1-0%	2-3-67%
Average Drive Start	DAL 17	GB 25

Dallas Cowboys									Green Bay Packers								
RUSHING						RUSHING											
	ATT	YDS	AVG	LG	TD		ATT	YDS	AVG	LG	TD						
D.McFadden	5	61	12.2	50	0	E.Lacy	11	50	4.5	18	0						
M.Cassel	2	5	2.5	3	0	J.Starks	6	18	3.0	7	0						
L.Whitehead	1	3	3.0	3	0	A.Rodgers	2	16	8.0	16	0						
R.Turbin	1	0	0.0	0	0	J.Kuhn	1	2	2.0	2	0						
Total	9	69	7.7	50	0	Total	20	86	4.3	18	0						
PASSING									PASSING								
	ATT	CMP	YDS	SK/YD	TD	LG	IN	RT		ATT	CMP	YDS	SK/YD	TD	LG	IN	RT
M.Cassel	13	7	52	0/0	0	10	1	31.6	A.Rodgers	24	17	171	1/6	2	24	0	118.6
Total	13	7	52	0/0	0	10	1	31.6	Total	24	17	171	1/6	2	24	0	118.6
PASS RECEIVING								PASS RECEIVING									
	TAR	REC	YDS	AVG	LG	TD		TAR	REC	YDS	AVG	LG	TD				
J.Witten	5	4	32	8.0	10	0	R.Cobb	7	6	53	8.8	14	0				
D.Bryant	4	1	9	9.0	9	0	J.Jones	5	3	40	13.3	16	0				
T.Williams	1	1	9	9.0	9	0	J.Starks	2	2	22	11.0	13	1				
L.Whitehead	1	1	2	2.0	2	0	D.Adams	3	2	12	6.0	8	0				
D.McFadden	1	0	0	0.0	0	0	E.Lacy	1	1	24	24.0	24	0				
							J.Kuhn	1	1	14	14.0	14	0				
							J.Perillo	1	1	3	3.0	3	0				
							R.Rodgers	1	1	3	3.0	3	1				
							J.Abbrederis	1	0	0	0.0	0	0				
Total	12	7	52	7.4	10	0	Total	22	17	171	10.1	24	2				

Dallas Cowboys	Regular Defensive Plays												Special Teams					Misc			
	TKL	AST	COMB	SK	/ YDS	TFL	Q	IN	PD	FF	FR	TKL	AST	FF	FR	BL	TKL	AST	FF	FR	
B.Church	8	1	9	0	0	0	0	0	0	0	0	0	0	0	0	0	0	0	0	0	
R.McClain	5	3	8	0	0	0	0	0	0	0	0	0	0	0	0	0	0	0	0	0	
B.Jones	2	3	5	0	0	0	0	0	0	0	0	0	0	0	0	0	0	0	0	0	
J.Wilcox	2	3	5	0	0	0	0	0	0	0	0	0	1	0	0	0	0	0	0	0	
Total	17	10	27	0	0	0	0	0	0	0	0	0	1	0	0	0	0	0	0	0	

12/13/2015 at Lambeau Field

[illegible]

DAL wins the coin toss and elects to defer. GB elects to Receive, and DAL elects to defend the north goal.

D.Bailey kicks 68 yards from DAL 35 to GB -3. J.Janis to GB 24 for 27 yards (J.Wilcox, K.Wilber).

PENALTY on GB-D.Jones, Offensive Holding, 9 yards, enforced at GB 18.

Green Bay Packers at 15:00, (1st play from scrimmage 14:54)

1-10-GB 9	(14:54) E.Lacy right tackle to GB 14 for 5 yards (G.Hardy; N.Hayden).	
2-5-GB 14	(14:16) (No Huddle, Shotgun) E.Lacy left end to GB 20 for 6 yards (R.McClain).	R1
<u>1-10-GB 20</u>	(13:44) (No Huddle, Shotgun) E.Lacy right tackle to GB 23 for 3 yards (G.Hardy, J.Wilcox).	
2-7-GB 23	(13:16) (No Huddle, Shotgun) E.Lacy right guard to GB 27 for 4 yards (B.Church).	
3-3-GB 27	(12:43) (No Huddle, Shotgun) A.Rodgers pass incomplete short middle to J.Jones (B.Carr).	
4-3-GB 27	(12:40) T.Masthay punts 47 yards to DAL 26, Center-B.Goode. L.Whitehead to DAL 24 for -2 yards (J.Janis).	

Dallas Cowboys at 12:32

1-10-DAL 24	(12:32) D.McFadden left end to DAL 33 for 9 yards (C.Matthews; J.Ryan).	
2-1-DAL 33	(11:54) M.Cassel pass incomplete short middle to D.Bryant.	
	<i>PENALTY on GB-S.Shields, Defensive Holding, 5 yards, enforced at DAL 33 - No Play.</i>	X1
<u>1-10-DAL 38</u>	(11:50) D.McFadden right end pushed ob at GB 12 for 50 yards (M.Hyde).	R2
<u>1-10-GB 12</u>	(10:57) (Shotgun) M.Cassel pass short middle to J.Witten to GB 2 for 10 yards (M.Neal; M.Burnett).	P3
<u>1-2-GB 2</u>	(10:12) D.McFadden left tackle to GB 3 for -1 yards (M.Pennel).	
2-3-GB 3	(9:30) (Shotgun) M.Cassel pass incomplete short left to J.Witten.	
3-3-GB 3	(9:26) (Shotgun) M.Cassel pass short left intended for D.Bryant INTERCEPTED by S.Shields at GB -2. Touchback.	

Green Bay Packers at 9:19

1-10-GB 20	(9:19) A.Rodgers pass short right to D.Adams to GB 24 for 4 yards (B.Church).	
2-6-GB 24	(8:47) (No Huddle, Shotgun) E.Lacy right end to GB 42 for 18 yards (S.Lee; B.Jones).	R2
<u>1-10-GB 42</u>	(8:16) (No Huddle, Shotgun) E.Lacy left end to GB 44 for 2 yards (T.Crawford, B.Church).	
2-8-GB 44	(7:45) (No Huddle, Shotgun) A.Rodgers pass short right to R.Cobb to GB 48 for 4 yards (B.Church).	
3-4-GB 48	(6:58) (No Huddle, Shotgun) <i>PENALTY on GB-J.Kuhn, False Start, 5 yards, enforced at GB 48 - No Play.</i>	
3-9-GB 43	(6:33) (Shotgun) A.Rodgers pass incomplete deep left to R.Cobb [D.Lawrence].	
	<i>PENALTY on DAL-T.Patmon, Defensive Holding, 5 yards, enforced at GB 43 - No Play.</i>	X3
<u>1-10-GB 48</u>	(6:26) (Shotgun) A.Rodgers pass short left to J.Jones pushed ob at DAL 41 for 11 yards (J.Wilcox).	P4
<u>1-10-DAL 41</u>	(6:10) (No Huddle, Shotgun) J.Starks left end to DAL 37 for 4 yards (S.Lee, J.Wilcox).	
	<i>PENALTY on GB-D.Bakhtiari, Offensive Holding, 10 yards, enforced at DAL 41 - No Play.</i>	
1-20-GB 49	(5:42) A.Rodgers pass short right to R.Cobb to DAL 42 for 9 yards (B.Church).	
2-11-DAL 42	(5:14) (No Huddle, Shotgun) A.Rodgers pass short middle to R.Cobb to DAL 33 for 9 yards (R.McClain).	
3-2-DAL 33	(4:45) (No Huddle) J.Starks up the middle to DAL 30 for 3 yards (N.Hayden).	R5
<u>1-10-DAL 30</u>	(4:10) (No Huddle, Shotgun) A.Rodgers pass short left to R.Cobb pushed ob at DAL 18 for 12 yards (B.Church).	P6
<u>1-10-DAL 18</u>	(3:32) (No Huddle, Shotgun) A.Rodgers pass incomplete short right.	
2-10-DAL 18	(3:26) (No Huddle, Shotgun) E.Lacy left tackle to DAL 12 for 6 yards (B.Jones).	
	<i>PENALTY on GB-J.Sitton, Offensive Holding, 10 yards, enforced at DAL 18 - No Play.</i>	
2-20-DAL 28	(2:57) (Shotgun) A.Rodgers pass short left to E.Lacy to DAL 4 for 24 yards (R.McClain; J.Wilcox).	P7
<u>1-4-DAL 4</u>	(2:08) (No Huddle, Shotgun) E.Lacy right end to DAL 1 for 3 yards (R.McClain; J.Wilcox).	
2-1-DAL 1	(1:29) (No Huddle, Shotgun) A.Rodgers pass incomplete short right [B.Carr].	
3-1-DAL 1	(1:24) (No Huddle, Shotgun) J.Starks left guard for 1 yard, TOUCHDOWN. The Replay Official reviewed the runner broke the plane ruling, and the play was REVERSED. (No Huddle, Shotgun) J.Starks left guard to DAL 1 for no gain (B.Jones).	
4-1-DAL 1	(1:06) A.Rodgers left guard to DAL 1 for no gain (N.Hayden).	

Dallas Cowboys at 1:00

1-10-DAL 1	(1:00) C.Brown reported in as eligible. D.McFadden left tackle to DAL 1 for no gain (J.Elliott; B.Raji).
2-10-DAL 1	(:19) M.Cassel pass short right to D.Bryant pushed ob at DAL 10 for 9 yards (C.Matthews).

END OF QUARTER

	Score	Time Poss	First Downs				Efficiencies	
			R	P	X	T	3 Down	4 Down
Dallas Cowboys	0	4:13	1	1	1	3	0/1	0/0
Green Bay Packers	0	10:47	3	3	1	7	1/3	0/1

Dallas Cowboys continued.

- 3-1-DAL 10 (15:00) C.Brown reported in as eligible. R.Turbin left end to DAL 10 for no gain (L.Guion).
- 4-1-DAL 10 (14:15) C.Jones punts 41 yards to GB 49, Center-L.Ladouceur. M.Hyde to DAL 48 for 3 yards (J.Heath).

Green Bay Packers at 14:03

- 1-10-DAL 48 (14:03) A.Rodgers pass short middle to J.Starks to DAL 39 for 9 yards (R.McClain).
- 2-1-DAL 39 (13:30) (No Huddle, Shotgun) J.Starks up the middle to DAL 32 for 7 yards (R.McClain, B.Jones). R8
- 1-10-DAL 32 (13:05) (No Huddle, Shotgun) J.Starks left end to DAL 27 for 5 yards (M.Claiborne).
- 2-5-DAL 27 (12:40) (No Huddle) A.Rodgers pass short right to R.Cobb pushed ob at DAL 22 for 5 yards (B.Church).
PENALTY on GB-D.Adams, Offensive Holding, 10 yards, enforced at DAL 22.
- 2-10-DAL 32 (12:13) (Shotgun) E.Lacy left end to DAL 32 for no gain (T.Crawford; S.Lee).
- 3-10-DAL 32 (11:37) (No Huddle, Shotgun) A.Rodgers pass short right to J.Jones to DAL 19 for 13 yards (B.Carr). P9
- 1-10-DAL 19 (11:13) (No Huddle) A.Rodgers pass incomplete deep middle to R.Cobb [R.Gregory].
PENALTY on DAL-G.Hardy, Defensive Offside, 5 yards, enforced at DAL 19 - No Play.
- 1-5-DAL 14 (11:09) J.Kuhn up the middle to DAL 12 for 2 yards (D.Lawrence).
- 2-3-DAL 12 (10:34) (No Huddle) E.Lacy up the middle to DAL 13 for -1 yards (R.Gregory, S.Lee).
- 3-4-DAL 13 **(9:55) (No Huddle, Shotgun) A.Rodgers pass short right to J.Starks for 13 yards, TOUCHDOWN.** P10
M.Crosby extra point is GOOD, Center-B.Goode, Holder-T.Masthay.

DAL 0 GB 7, 9 plays, 48 yards, 1 penalty, 4:14 drive, 5:11 elapsed

M.Crosby kicks 65 yards from GB 35 to end zone, Touchback.

Dallas Cowboys at 9:49

- 1-10-DAL 20 (9:49) (Shotgun) M.Cassel pass incomplete short left to D.Bryant (S.Shields).
- 2-10-DAL 20 (9:44) M.Cassel up the middle to DAL 23 for 3 yards (J.Ryan).
- 3-7-DAL 23 (9:02) (No Huddle, Shotgun) M.Cassel pass short middle to J.Witten to DAL 33 for 10 yards (M.Hyde). P4
- 1-10-DAL 33 (8:21) D.McFadden right guard to DAL 36 for 3 yards (M.Pennel).
- 2-7-DAL 36 (7:43) M.Cassel pass short right to L.Whitehead pushed ob at DAL 38 for 2 yards (S.Shields) [J.Elliott]. GB-S.Shields was injured during the play.
- 3-5-DAL 38 (7:06) (Shotgun) M.Cassel pass deep middle to D.Bryant to GB 34 for 28 yards (D.Randall).
Green Bay challenged the pass completion ruling, and the play was REVERSED.
(Shotgun) M.Cassel pass incomplete deep middle to D.Bryant (D.Randall).
- 4-5-DAL 38 (7:00) C.Jones punts 43 yards to GB 19, Center-L.Ladouceur, out of bounds.

Green Bay Packers at 6:54

- 1-10-GB 19 (6:54) (Shotgun) E.Lacy right end to GB 24 for 5 yards (B.Carr).
- 2-5-GB 24 (6:28) (No Huddle) A.Rodgers pass incomplete short left to J.Jones.
- 3-5-GB 24 (6:25) (No Huddle, Shotgun) A.Rodgers scrambles left end to GB 40 for 16 yards (R.McClain). R11
- 1-10-GB 40 (5:42) (No Huddle) E.Lacy left end to GB 45 for 5 yards (J.Wilcox, R.McClain).
- 2-5-GB 45 (5:10) (No Huddle) A.Rodgers pass deep left to J.Jones ran ob at DAL 39 for 16 yards (M.Claiborne). P12
- 1-10-DAL 39 (4:44) (No Huddle, Shotgun) J.Starks left end to DAL 41 for -2 yards (J.Crawford).
- 2-12-DAL 41 (4:08) (No Huddle) A.Rodgers pass short middle to R.Cobb to DAL 27 for 14 yards (S.Lee). P13
- 1-10-DAL 27 (3:31) (No Huddle, Shotgun) J.Starks right end pushed ob at DAL 22 for 5 yards (B.Jones).
- 2-5-DAL 22 (3:13) (No Huddle, Shotgun) A.Rodgers pass incomplete deep middle to R.Rodgers (J.Wilcox).
PENALTY on DAL-J.Wilcox, Illegal Contact, 5 yards, enforced at DAL 22 - No Play. X14
- 1-10-DAL 17 (3:05) (Shotgun) A.Rodgers pass short middle to J.Kuhn to DAL 3 for 14 yards (B.Church, B.Jones). P15
Timeout #1 by DAL at 02:50.
- 1-3-DAL 3 (2:50) (Shotgun) A.Rodgers pass incomplete short right to J.Abbrederis.
- 2-3-DAL 3 **(2:45) J.Walker reported in as eligible. A.Rodgers pass short left to R.Rodgers for 3 yards, TOUCHDOWN.** P16
(Kick formation) *PENALTY on DAL-T.Crawford, Defensive Offside, 5 yards, enforced between downs.*
(Kick formation) M.Crosby extra point is GOOD, Center-B.Goode, Holder-T.Masthay.

DAL 0 GB 14, 11 plays, 81 yards, 1 penalty, 4:14 drive, 12:20 elapsed
--

M.Crosby kicks 60 yards from GB 40 to end zone, Touchback.

Dallas Cowboys at 2:40

- 1-10-DAL 20 (2:40) (Shotgun) L.Whitehead right end to DAL 23 for 3 yards (J.Elliott).
- 2-7-DAL 23 (2:07) (No Huddle, Shotgun) M.Cassel pass incomplete short middle to D.McFadden.

Dallas Cowboys vs Green Bay Packers at Lambeau Field

3-7-DAL 23

(2:03) (No Huddle, Shotgun) M.Cassel pass short left to J.Witten to DAL 29 for 6 yards (M.Hyde).

Two-Minute Warning

4-1-DAL 29

(1:57) C.Jones punts 46 yards to GB 25, Center-L.Ladouceur. M.Hyde to GB 26 for 1 yard (A.Hitchens).

Green Bay Packers at 1:48

1-10-GB 26

(1:48) (Shotgun) A.Rodgers pass short right to J.Perillo to GB 29 for 3 yards (B.Church).

2-7-GB 29

(1:16) (No Huddle, Shotgun) A.Rodgers pass short right to D.Adams pushed ob at GB 37 for 8 yards (B.Carr).

P17

1-10-GB 37

(1:11) (No Huddle, Shotgun) A.Rodgers pass incomplete deep left to R.Cobb.

2-10-GB 37

(1:06) (No Huddle, Shotgun) A.Rodgers pass incomplete short right to D.Adams [D.Lawrence].

3-10-GB 37

(1:02) (No Huddle, Shotgun) A.Rodgers sacked at GB 31 for -6 yards (D.Lawrence).

Timeout #2 by DAL at 00:56.

4-16-GB 31

(:56) T.Masthay punts 45 yards to DAL 24, Center-B.Goode. L.Whitehead to DAL 22 for -2 yards (J.Janis).

Dallas Cowboys at 0:47

1-10-DAL 22

(:47) (Shotgun) M.Cassel pass short right to T.Williams to DAL 31 for 9 yards (Q.Rollins).

2-1-DAL 31

(:28) (No Huddle, Shotgun) M.Cassel pass short right to J.Witten ran ob at DAL 37 for 6 yards (M.Hyde).

P5

1-10-DAL 37

(:23) (Shotgun) M.Cassel pass incomplete short middle.

2-10-DAL 37

(:18) (Shotgun) PENALTY on DAL-T.Smith, False Start, 5 yards, enforced at DAL 37 - No Play.

2-15-DAL 32

(:18) (Shotgun) M.Cassel scrambles up the middle to DAL 34 for 2 yards (C.Matthews).

END OF QUARTER

	Score	Time Poss	First Downs				Efficiencies	
			R	P	X	T	3 Down	4 Down
Dallas Cowboys	0	5:31	0	2	0	2	1/4	0/0
Green Bay Packers	14	9:29	2	7	1	10	3/4	0/0

Third Quarter

12/13/2015

Play By Play

DAL elects to Receive, and GB elects to defend the goal.

M.Crosby kicks 71 yards from GB 35 to DAL -6. L.Whitehead to DAL 16 for 22 yards (C.Banjo).

Dallas Cowboys at 15:00, (1st play from scrimmage 14:55)

- 1-10-DAL 16 (14:55) D.McFadden left end to DAL 18 for 2 yards (C.Matthews).
- 2-8-DAL 18 (14:15) M.Cassel pass incomplete deep middle to D.Bryant.
Penalty on DAL-J.Hanna, Offensive Holding, declined.
- 3-8-DAL 18 (14:09) (No Huddle, Shotgun) M.Cassel pass short right to C.Beasley to DAL 25 for 7 yards (C.Hayward, Q.Rollins).
- 4-1-DAL 25 (13:30) C.Jones punts 55 yards to GB 20, Center-L.Ladouceur. M.Hyde to GB 29 for 9 yards (J.Wilcox).

Green Bay Packers at 13:20

- 1-10-GB 29 (13:20) (Shotgun) A.Rodgers pass short middle to J.Jones to GB 38 for 9 yards (D.Lawrence, B.Carr).
- 2-1-GB 38 (12:55) (No Huddle) R.Cobb left end to GB 36 for -2 yards (S.Lee).
- 3-3-GB 36 (12:12) (No Huddle, Shotgun) A.Rodgers pass short middle to R.Cobb to DAL 47 for 17 yards (M.Claiborne). P18
- 1-10-DAL 47 (11:30) (Shotgun) A.Rodgers pass incomplete short right to R.Cobb.
- 2-10-DAL 47 (11:24) R.Cobb left end to DAL 44 for 3 yards (J.Mincey).
- 3-7-DAL 44 (10:45) (No Huddle, Shotgun) A.Rodgers pass incomplete short right to R.Rodgers.
- 4-7-DAL 44 (10:39) T.Masthay punts 44 yards to end zone, Center-B.Goode, Touchback.

Dallas Cowboys at 10:32

- 1-10-DAL 20 (10:32) R.Turbin right end to DAL 26 for 6 yards (J.Ryan).
- 2-4-DAL 26 (9:50) D.McFadden left end to GB 29 for 45 yards (H.Clinton-Dix). R6
- 1-10-GB 29 (9:03) R.Turbin right end pushed ob at GB 7 for 22 yards (H.Clinton-Dix). R7
- 1-7-GB 7 (8:28) **R.Turbin up the middle for 7 yards, TOUCHDOWN.** R8
- D.Bailey extra point is GOOD, Center-L.Ladouceur, Holder-C.Jones.

DAL 7 GB 14, 4 plays, 80 yards, 2:07 drive, 6:35 elapsed

D.Bailey kicks 70 yards from DAL 35 to GB -5. J.Janis to GB 14 for 19 yards (J.Hanna).

Green Bay Packers at 8:25, (1st play from scrimmage 8:20)

- 1-10-GB 14 (8:20) E.Lacy up the middle to GB 20 for 6 yards (J.Wilcox, B.Church).
- 2-4-GB 20 (7:46) (No Huddle, Shotgun) E.Lacy right end to GB 26 for 6 yards (B.Carr; A.Hitchens). R19
- 1-10-GB 26 (7:12) (No Huddle, Shotgun) E.Lacy right end to GB 37 for 11 yards (S.Lee, A.Hitchens). R20
- 1-10-GB 37 (6:43) (No Huddle, Shotgun) E.Lacy right end to GB 37 for no gain (G.Hardy; B.Carr).
- 2-10-GB 37 (5:57) (No Huddle, Shotgun) A.Rodgers pass short right to J.Starks to GB 42 for 5 yards (S.Lee).
- 3-5-GB 42 (5:13) (No Huddle, Shotgun) A.Rodgers sacked at GB 35 for -7 yards (G.Hardy).
- 4-12-GB 35 (4:33) T.Masthay punts 41 yards to DAL 24, Center-B.Goode, fair catch by L.Whitehead.

Dallas Cowboys at 4:26

- 1-10-DAL 24 (4:26) M.Cassel pass incomplete short right to D.Bryant.
- 2-10-DAL 24 (4:20) D.McFadden right end to DAL 25 for 1 yard (J.Ryan).
- 3-9-DAL 25 (3:38) (Shotgun) M.Cassel pass short right to J.Witten to DAL 33 for 8 yards (M.Hyde) [M.Burnett].
- 4-1-DAL 33 (3:06) C.Jones punts 38 yards to GB 29, Center-L.Ladouceur, out of bounds.
PENALTY on GB-D.Randall, Offensive Holding, 10 yards, enforced at GB 29.

Green Bay Packers at 2:59

- 1-10-GB 19 (2:59) (Shotgun) R.Cobb right tackle to GB 27 for 8 yards (S.Lee).
- 2-2-GB 27 (2:27) (No Huddle, Shotgun) J.Starks right end to GB 28 for 1 yard (S.Lee, D.Lawrence).
Timeout #1 by GB at 01:41.
- 3-1-GB 28 (1:41) A.Rodgers pass incomplete short left to J.Kuhn.
- 4-1-GB 28 (1:35) T.Masthay punts 52 yards to DAL 20, Center-B.Goode, fair catch by L.Whitehead.

Dallas Cowboys at 1:28

- 1-10-DAL 20 (1:28) R.Turbin up the middle to DAL 25 for 5 yards (Q.Rollins).
- 2-5-DAL 25 (:50) R.Turbin right guard to DAL 30 for 5 yards (J.Ryan). R9
- 1-10-DAL 30 (:08) M.Cassel pass incomplete deep right to T.Williams.
- 2-10-DAL 30 (:02) R.Turbin right guard to DAL 36 for 6 yards (Q.Rollins).

Dallas Cowboys vs Green Bay Packers at Lambeau Field

END OF QUARTER

	Score	Time Poss	First Downs				Efficiencies	
			R	P	X	T	3 Down	4 Down
Dallas Cowboys	7	6:42	4	0	0	4	0/2	0/0
Green Bay Packers	14	8:18	2	1	0	3	1/4	0/0

Fourth Quarter

12/13/2015

Play By Play

Dallas Cowboys continued.

- 3-4-DAL 36 (15:00) (Shotgun) M.Cassel sacked at DAL 28 for -8 yards (C.Matthews).
- 4-12-DAL 28 (14:22) C.Jones punts 53 yards to GB 19, Center-L.Ladouceur. M.Hyde MUFFS catch, ball out of bounds at GB 19.

Green Bay Packers at 14:14

- 1-10-GB 19 (14:14) (Shotgun) A.Rodgers pass incomplete deep left to J.Jones.
- 2-10-GB 19 (14:09) (No Huddle, Shotgun) E.Lacy up the middle to GB 17 for -2 yards (T.Crawford).
- 3-12-GB 17 (13:31) (No Huddle, Shotgun) A.Rodgers pass incomplete short left to R.Cobb.
Penalty on GB-B.Bulaga, Offensive Holding, declined.
- 4-12-GB 17 (13:24) T.Masthay punts 53 yards to DAL 30, Center-B.Goode. L.Whitehead to DAL 28 for -2 yards (J.Janis; D.Goodson).

Dallas Cowboys at 13:15

- 1-10-DAL 28 (13:15) D.McFadden right guard to DAL 30 for 2 yards (C.Matthews, J.Ryan).
- 2-8-DAL 30 (12:32) *PENALTY on DAL-T.Frederick, False Start, 5 yards, enforced at DAL 30 - No Play.*
- 2-13-DAL 25 (12:08) (Shotgun) M.Cassel pass incomplete short middle to J.Witten.
- 3-13-DAL 25 (12:03) (Shotgun) M.Cassel pass short left to T.Williams to DAL 35 for 10 yards (Q.Rollins).
- 4-3-DAL 35 (11:25) C.Jones punts 49 yards to GB 16, Center-L.Ladouceur, out of bounds.

Green Bay Packers at 11:18

- 1-10-GB 16 (11:18) A.Rodgers pass short right to J.Starks pushed ob at GB 21 for 5 yards (S.Lee).
- 2-5-GB 21 (10:58) (No Huddle) J.Starks left end to GB 24 for 3 yards (G.Hardy, N.Hayden).
- 3-2-GB 24 (10:28) (No Huddle, Shotgun) J.Starks right guard to GB 35 for 11 yards (B.Carr). R21
- 1-10-GB 35 (9:59) (No Huddle, Shotgun) J.Starks right end to GB 43 for 8 yards (N.Hayden, R.McClain).
- 2-2-GB 43 (9:28) (No Huddle) E.Lacy up the middle to DAL 49 for 8 yards (B.Church). R22
- 1-10-DAL 49 (8:50) (No Huddle, Shotgun) E.Lacy right guard to DAL 48 for 1 yard (R.McClain; S.Lee).
- 2-9-DAL 48 (8:20) (No Huddle) A.Rodgers pass incomplete short right to R.Cobb.
- 3-9-DAL 48 (8:15) (No Huddle, Shotgun) A.Rodgers scrambles right guard to DAL 37 for 11 yards (D.Lawrence). R23
- 1-10-DAL 37 (7:34) (No Huddle, Shotgun) A.Rodgers pass short left to R.Cobb to DAL 26 for 11 yards (J.Heath). DAL-R.McClain was injured during the play. P24
- 1-10-DAL 26 (6:54) E.Lacy left end to DAL 15 for 11 yards (J.Wilcox). R25
- 1-10-DAL 15 (6:06) E.Lacy left end to DAL 20 for -5 yards (G.Hardy, A.Hitchens).
- 2-15-DAL 20 (5:20) (Shotgun) A.Rodgers pass short left to R.Rodgers to DAL 10 for 10 yards (J.Crawford, A.Hitchens).
PENALTY on GB-J.Jones, Offensive Pass Interference, 10 yards, enforced at DAL 20 - No Play.
- 2-25-DAL 30 (4:50) (Shotgun) J.Starks up the middle for 30 yards, TOUCHDOWN. R26
M.Crosby extra point is GOOD, Center-B.Goode, Holder-T.Masthay.

DAL 7 GB 21, 12 plays, 84 yards, 6:34 drive, 10:16 elapsed

M.Crosby kicks 65 yards from GB 35 to end zone, Touchback.

Dallas Cowboys at 4:44

- 1-10-DAL 20 (4:44) (Shotgun) M.Cassel pass incomplete short right to C.Beasley (D.Jones).
- 2-10-DAL 20 (4:39) (Shotgun) M.Cassel pass short middle to C.Beasley to DAL 32 for 12 yards (H.Clinton-Dix). P10
- 1-10-DAL 32 (4:10) (No Huddle, Shotgun) M.Cassel pass incomplete short middle to J.Witten.
- 2-10-DAL 32 (4:05) (Shotgun) M.Cassel pass short right to C.Beasley to DAL 38 for 6 yards (C.Hayward).
- 3-4-DAL 38 (3:22) (No Huddle, Shotgun) M.Cassel pass incomplete deep right to D.Street.
- 4-4-DAL 38 (3:14) (Shotgun) M.Cassel pass incomplete short middle to D.McFadden.

Green Bay Packers at 3:11

- 1-10-DAL 38 (3:11) E.Lacy left end to DAL 23 for 15 yards (B.Jones; R.McClain). R27
Timeout #1 by DAL at 03:04.
- 1-10-DAL 23 (3:04) (Shotgun) E.Lacy left end to DAL 25 for -2 yards (N.Hayden).
Timeout #2 by DAL at 02:58.
- 2-12-DAL 25 (2:58) (Shotgun) E.Lacy right guard to DAL 1 for 24 yards (B.Carr). R28
Timeout #3 by DAL at 02:50.
- 1-1-DAL 1 (2:50) (Shotgun) E.Lacy up the middle for 1 yard, TOUCHDOWN. R29
M.Crosby extra point is GOOD, Center-B.Goode, Holder-T.Masthay.

DAL 7 GB 28, 4 plays, 38 yards, 0:25 drive, 12:14 elapsed

Dallas Cowboys vs Green Bay Packers at Lambeau Field

M.Crosby kicks 65 yards from GB 35 to end zone, Touchback.

Dallas Cowboys at 2:46

1-10-DAL 20 (2:46) (Shotgun) M.Cassel pass short right to T.Williams to DAL 39 for 19 yards (C.Hayward).

P11

1-10-DAL 39 (2:20) (No Huddle, Shotgun) M.Cassel scrambles left end to DAL 40 for 1 yard (J.Peppers).

Two-Minute Warning

2-9-DAL 40 (2:00) (Shotgun) M.Cassel sacked at DAL 33 for -7 yards (J.Elliott).

3-16-DAL 33 (1:26) (No Huddle, Shotgun) M.Cassel pass incomplete deep middle to T.Williams [D.Jones].

4-16-DAL 33 (1:20) (Shotgun) M.Cassel pass incomplete short left to J.Witten (J.Elliott).

Green Bay Packers at 1:16

1-10-DAL 33 (1:16) S.Tolzien kneels to DAL 35 for -2 yards.

2-12-DAL 35 (:36) S.Tolzien kneels to DAL 36 for -1 yards.

END OF QUARTER

	Score	Time	First Downs				Efficiencies	
		Poss	R	P	X	T	3 Down	4 Down
Dallas Cowboys	7	5:46	0	2	0	2	0/4	0/2
Green Bay Packers	28	9:14	8	1	0	9	2/3	0/0

Miscellaneous Statistics Report

Dallas Cowboys vs Green Bay Packers

12/13/2015 at Lambeau Field

Ten Longest Plays for Dallas Cowboys

Yards	Qtr	Play Start	Play Description
50	1	1-10-DAL 38	(11:50) D.McFadden right end pushed ob at GB 12 for 50 yards (M.Hyde).
45	3	2-4-DAL 26	(9:50) D.McFadden left end to GB 29 for 45 yards (H.Clinton-Dix).
22	3	1-10-GB 29	(9:03) R.Turbin right end pushed ob at GB 7 for 22 yards (H.Clinton-Dix).
19	4	1-10-DAL 20	(2:46) (Shotgun) M.Cassel pass short right to T.Williams to DAL 39 for 19 yards (C.Hayward).
12	4	2-10-DAL 20	(4:39) (Shotgun) M.Cassel pass short middle to C.Beasley to DAL 32 for 12 yards (H.Clinton-Dix).
10	1	1-10-GB 12	(10:57) (Shotgun) M.Cassel pass short middle to J.Witten to GB 2 for 10 yards (M.Neal; M.Burnett).
10	2	3-7-DAL 23	(9:02) (No Huddle, Shotgun) M.Cassel pass short middle to J.Witten to DAL 33 for 10 yards (M.Hyde).
10	4	3-13-DAL 25	(12:03) (Shotgun) M.Cassel pass short left to T.Williams to DAL 35 for 10 yards (Q.Rollins).
9	1	1-10-DAL 24	(12:32) D.McFadden left end to DAL 33 for 9 yards (C.Matthews; J.Ryan).
9	1	2-10-DAL 1	(:19) M.Cassel pass short right to D.Bryant pushed ob at DAL 10 for 9 yards (C.Matthews).

Ten Longest Plays for Green Bay Packers

Yards	Qtr	Play Start	Play Description
30	4	2-25-DAL 30	(4:50) (Shotgun) J.Starks up the middle for 30 yards, TOUCHDOWN.
24	1	2-20-DAL 28	(2:57) (Shotgun) A.Rodgers pass short left to E.Lacy to DAL 4 for 24 yards (R.McClain; J.Wilcox).
24	4	2-12-DAL 25	(2:58) (Shotgun) E.Lacy right guard to DAL 1 for 24 yards (B.Carr).
18	1	2-6-GB 24	(8:47) (No Huddle, Shotgun) E.Lacy right end to GB 42 for 18 yards (S.Lee; B.Jones).
17	3	3-3-GB 36	(12:12) (No Huddle, Shotgun) A.Rodgers pass short middle to R.Cobb to DAL 47 for 17 yards (M.Claiborne).
16	2	3-5-GB 24	(6:25) (No Huddle, Shotgun) A.Rodgers scrambles left end to GB 40 for 16 yards (R.McClain).
16	2	2-5-GB 45	(5:10) (No Huddle) A.Rodgers pass deep left to J.Jones ran ob at DAL 39 for 16 yards (M.Claiborne).
15	4	1-10-DAL 38	(3:11) E.Lacy left end to DAL 23 for 15 yards (B.Jones; R.McClain).
14	2	2-12-DAL 41	(4:08) (No Huddle) A.Rodgers pass short middle to R.Cobb to DAL 27 for 14 yards (S.Lee).
14	2	1-10-DAL 17	(3:05) (Shotgun) A.Rodgers pass short middle to J.Kuhn to DAL 3 for 14 yards (B.Church, B.Jones).

Touchdown Scoring Information

		Offense	Defense	Special Teams
VISITOR	Dallas Cowboys	1	0	0
HOME	Green Bay Packers	4	0	0

Player Scoring Information

Club	Player	TD	Rush TD	Rec TD	KO TD	Punt TD	Int TD	Fum TD	Misc TD	FG	XP	2Pt Rush	2Pt Rec	Sfty	Points
DAL	R.Turbin	0	1	0	0	0	0	0	0	0	0	0	0	0	6
DAL	D.Bailey	0	0	0	0	0	0	0	0	0	1	0	0	0	1
GB	J.Starks	0	1	1	0	0	0	0	0	0	0	0	0	0	12
GB	E.Lacy	0	1	0	0	0	0	0	0	0	0	0	0	0	6
GB	R.Rodgers	0	0	1	0	0	0	0	0	0	0	0	0	0	6
GB	M.Crosby	0	0	0	0	0	0	0	0	0	4	0	0	0	4

Possession Detail

	First Half		Second Half		Game	
	Visitor	Home	Visitor	Home	Visitor	Home
Largest Lead	0	14	0	21	0	21
Drives Leading	0	2	0	7	0	9
Time of Possession Leading	0:00	5:15	0:00	17:32	0:00	22:47
Largest Deficit	-14	0	-21	0	-21	0
Drives Trailing	3	0	7	0	10	0
Time of Possession Trailing	4:34	0:00	12:28	0:00	17:02	0:00
Times Score Tied Up		0		0		0
Lead Changes		1		0		1

Playtime Percentage

Percent of playtime per player on offense, defense and special teams

Dallas Cowboys						Green Bay Packers					
		Offense	Defense	Special Teams			Offense	Defense	Special Teams		
D Free	T	52 100%		1	4%	J Sitton	G	87 100%		5	19%
J Witten	TE	52 100%		1	4%	B Bulaga	T	87 100%		5	19%
T Smith	T	52 100%		1	4%	D Bakhtiari	T	87 100%		5	19%
T Frederick	C	52 100%		1	4%	J Tretter	C	87 100%		5	19%
Z Martin	G	52 100%		1	4%	T Lang	G	87 100%			
L Collins	G	52 100%		1	4%	A Rodgers	QB	85 98%			
M Cassel	QB	52 100%				R Cobb	WR	83 95%			
D Bryant	WR	43 83%				J Jones	WR	82 94%			
D McFadden	RB	40 77%				D Adams	WR	71 82%			
T Williams	WR	38 73%				E Lacy	RB	49 56%			
C Beasley	WR	30 58%		1	4%	J Kuhn	FB	44 51%		8	31%
J Hanna	TE	14 27%		14	54%	R Rodgers	TE	42 48%			
G Escobar	TE	11 21%		14	54%	J Starks	RB	32 37%			
R Turbin	RB	10 19%				J Abbrederis	WR	14 16%			
T Clutts	FB	9 17%		5	19%	J Perillo	TE	13 15%		9	35%
L Whitehead	WR	7 13%		10	38%	J Janis	WR	2 2%		20	77%
C Brown	T	3 6%		1	4%	K Backman	TE	2 2%			
D Street	WR	3 6%		1	4%	S Tolzien	QB	2 2%			
B Carr	CB		87 100%	9	35%	J Walker	G	1 1%		5	19%
B Jones	CB		87 100%	8	31%	H Clinton-Dix	FS		52 100%	1	4%
S Lee	LB		87 100%	5	19%	M Burnett	SS		52 100%	1	4%
B Church	SS		83 95%	7	27%	C Matthews	LB		49 94%	1	4%
R McClain	LB		72 83%			D Randall	CB		44 85%	7	27%
M Claiborne	CB		65 75%	2	8%	M Neal	LB		42 81%	3	12%
J Wilcox	FS		60 69%	18	69%	J Peppers	LB		40 77%	1	4%
G Hardy	DE		60 69%	5	19%	C Hayward	CB		39 75%	5	19%
T Crawford	DT		55 63%	5	19%	Q Rollins	CB		33 63%	16	62%
N Hayden	DT		52 60%	5	19%	J Ryan	LB		33 63%	6	23%
D Lawrence	DE		51 59%	5	19%	D Jones	DE		31 60%	5	19%
T Patmon	CB		47 54%	7	27%	M Daniels	DT		28 54%	1	4%
J Crawford	DE		42 48%	9	35%	M Hyde	FS		27 52%	13	50%
R Gregory	DE		39 45%			B Raji	NT		25 48%		
D Irving	DE		27 31%	5	19%	J Thomas	LB		19 37%	18	69%
J Mincey	DE		23 26%			L Guion	DT		17 33%	5	19%
A Hitchens	LB		17 20%	12	46%	M Pennel	DE		15 29%	5	19%
K Wilber	LB		2 2%	25	96%	J Elliott	LB		13 25%	21	81%
J Heath	FS		2 2%	21	81%	S Shields	CB		12 23%	1	4%
D McCray	SS			20	77%	D Goodson	CB		1 2%	17	65%
A Gachkar	LB			20	77%	N Palmer	LB			20	77%
D Wilson	LB			20	77%	C Banjo	SS			20	77%
L Ladouceur	LS			8	31%	A Ripkowski	FB			18	69%
C Jones	P			8	31%	T Masthay	P			11	42%
R Smith	RB			5	19%	B Goode	LS			11	42%
D Bailey	K			3	12%	M Crosby	K			10	38%
M Bernadeau	G			1	4%						

