

THE OAKLAND RAIDERS



THE TEAM OF THE DECADES

INDEX

| | | | | | |
|-----------------------------------|-----|---------------------------------|-----|----------------------------------|--------|
| AFL All-Star Game Raiders . . . | 191 | Lal, Sanjay | 15 | Records, Team | 162 |
| All-League Performers | 188 | Last Time vs. Raiders | 161 | Records, | |
| All-Time Raider Coaches | 249 | Last Time by Raiders | 161 | Team Postseason | 193 |
| All-Time Raider Drafts | 266 | Leaders By Years | 170 | Rings, World Championship . . . | 8 |
| All-Time Raider Players | 252 | League vs. All Opponents . . . | 206 | Roll, Brad | 15 |
| Attendance Records | 198 | League Game Results | 206 | Romanski, Bob | 27 |
| Biekert, Greg | 13 | Ligashevsky, Bob | 26 | Romanski, Richard | 28 |
| Branch, Calvin | 20 | Longest Plays vs. Raiders . . | 168 | Rookie, First Yr. | |
| Bresnahan, Chuck | 12 | Longest Plays By Raiders . . | 168 | Free Agents | 147 |
| Brown, Willie | 13 | Martin, H. Rod | 25 | Ross, Kevin | 16 |
| Caracciolo, Pete | 26 | Marvin, Mickey | 21 | Roster, 2011 | 156-57 |
| Clark, Mike | 26 | McCloughan, David | 22 | Sanders, Eric | 28 |
| Club Directory | 3 | McCloughan, Kent | 22 | Saunders, Al | 11 |
| Coach of the Year | 191 | Media, Bay Area | 289 | Schedule, 2011 NFL . . 291-IBC | |
| Coia, Angelo | 20 | Media Information | 288 | Schedule, | |
| Coliseum Information | 2 | Monday Night Record | 196 | 2011 NFL Preseason | 290 |
| Corday, Dr. Stephen | 24 | Nash, Dave | 27 | Schedule, 2011 Raiders | 1 |
| Cortez, Chris | 25 | Nicola, Dr. Fred | 24 | Shutout Victories | 197 |
| Crockett, Zack | 20 | Opponents By Series | 220 | Skipper, Kelly | 16 |
| Davis, Al | 6 | Otten, Jim | 27 | Singh, Navdeep | 24 |
| Delaney, Tom | 21 | Otten, John | 27 | Single Game Bests, 2010 . . | 160 |
| Draftees 2010 Bios | 141 | Overtime Game Results . . . | 197 | Statistics, 2010 Raiders | 158 |
| Draft List, 2010 | 141 | Postseason Game Results . . | 192 | Strudwick, Dr. Warren | 23 |
| Fassel, John | 12 | Preseason Game Results . . | 201 | Super Bowl Records | 200 |
| Greatness of the Raiders | 4 | Preseason vs. | | Team Won-Lost Records . . | 163 |
| Hall of Fame Raiders | 180 | All Opponents | 201 | Ticket Information | 287 |
| Henry, Adam | 14 | Pro Bowl Raiders | 190 | Training Camp | 287 |
| Historical Highlights | 272 | Raiders Business Staff | 29 | Touchet, Scott | 25 |
| Home Records by Stadium . . | 199 | Raiders.com | 285 | Trask, Amy | 29 |
| Hunley, Ricky | 14 | Raiders Facility | 2 | Veteran Bios | 34 |
| Interest Holders | 8 | Raider Image, The | 286 | Wauflle, Mike | 17 |
| Jackson, Hue | 9 | Raiders Radio Network . . . | 283 | Wisniewski, Steve | 17 |
| Jones, Tom | 26 | Raiders Superlatives | 176 | Woodson, Rod | 18 |
| Kebric, Bruce | 21 | Raiders TV | 284 | Wylie, Bob | 19 |
| King, Dr. Warren | 23 | Records, Individual | 164 | Yearly Standings | 227 |
| Kingdon, Jon | 21 | Records, Individual Postseason | 193 | | |

THE OAKLAND RAIDERS

1220 Harbor Bay Parkway Alameda, CA 94502

PHONE: 510-864-5000

FAX: 510-864-5134

www.raiders.com

THE OAKLAND RAIDERS

PRESEASON

Thursday, August 11 ARIZONA CARDINALS 7:00 p.m.
Saturday, August 20 at San Francisco 49ers 5:00 p.m.
Sunday, August 28. . . . NEW ORLEANS SAINTS 5:00 p.m.
Friday, September 2 at Seattle Seahawks 7:30 p.m.

REGULAR SEASON

Monday, September 12 . . . at Denver Broncos 7:15 p.m.
Sunday, September 18 . . . at Buffalo Bills 10:00 a.m.
Sunday, September 25 NEW YORK JETS 1:05 p.m.
Sunday, October 2 NEW ENGLAND PATRIOTS . . . 1:15 p.m.
Sunday, October 9 at Houston Texans 10:00 a.m.
Sunday, October 16 . . . CLEVELAND BROWNS 1:05 p.m.
Sunday, October 23 . . . KANSAS CITY CHIEFS 1:05 p.m.
Sunday, October 30 BYE
Sunday, November 6 . . DENVER BRONCOS 1:05 p.m.
Thursday, November 10 . . . at San Diego Chargers 5:20 p.m.
Sunday, November 20 . . . at Minnesota Vikings 10:00 a.m.
Sunday, November 27. CHICAGO BEARS 1:05 p.m.
Sunday, December 4 at Miami Dolphins 10:00 a.m.
Sunday, December 11 . . . at Green Bay Packers 10:00 a.m.
Sunday, December 18 . DETROIT LIONS 1:05 p.m.
Saturday, December 24 . . . at Kansas City Chiefs 10:00 a.m.
Sunday, January 1 SAN DIEGO CHARGERS 1:15 p.m.

(All starting times are Pacific)

THE OAKLAND RAIDERS FACILITY

The Oakland Raiders permanent facility sits on approximately 13 acres in the Harbor Bay Business and Research Park in Alameda. The state-of-the-art facility is located just west of the Oakland International Airport, about one mile from the team's former training facility on Doolittle Drive in Oakland and about three miles from O.co Coliseum.

The 100,000-square foot facility houses the team's executive and administrative offices as well as coaches offices, player meeting rooms, locker rooms, training facility, television and radio studios and media center. Three full-sized

practice fields are located on the property. The Silver and Black moved football and business operations into the facility in mid-June 1996 and in 1997, major improvements and renovations were made at the facility to suit the team's present needs. In 2002, the Raiders installed FieldTurf, an all-weather, state-of-the-art synthetic turf.



O.co COLISEUM

Oakland Raiders home games are played at O.co Coliseum in Oakland. The Coliseum opened on Sept. 18, 1966 with the Raiders playing host to the Kansas City Chiefs. The Coliseum, located three miles from Oakland International Airport, was built by the City of Oakland and Alameda County.

The all-time Coliseum record for football attendance is 62,748 fans on Jan. 14, 2001, when the Raiders played host to the Baltimore Ravens in the AFC Championship Game.

The Coliseum underwent a major renovation that began during the Raiders 1995 season. The remodeled Coliseum's capacity is now 63,132, including added suites, club levels, two new club lounges, new locker rooms, remodeled press box, new video scoreboards and additional amenities. The playing surface is natural grass. Nearly 100 million people have passed through the turnstiles of the Coliseum, which rests on 120 acres. Originally known as the Oakland-Alameda County Coliseum, it was re-named Network Associates Coliseum in October 1998, then was re-named McAfee Coliseum in 2005. The Oakland-Alameda County Coliseum reverted to its original name in 2008 and was re-named O.co Coliseum in 2011.



THE OAKLAND RAIDERS DIRECTORY

AL DAVIS

COACHING STAFF

| | |
|------------------|------------------------------|
| HUE JACKSON | Head Coach |
| GREG BIEKERT | Linebackers |
| CHUCK BRESNAHAN | Defensive Coordinator |
| WILLIE BROWN | Squad Development |
| JOHN FASSEL | Special Teams |
| ADAM HENRY | Tight Ends |
| RICKY HUNLEY | Assistant Linebackers |
| SANJAY LAL | Wide Receivers |
| BRAD ROLL | Strength & Conditioning |
| KEVIN ROSS | Assistant Coach, Safeties |
| AL SAUNDERS | Offensive Coordinator |
| KELLY SKIPPER | Running Backs |
| MIKE WAUFLE | Defensive Line |
| STEVE WISNIEWSKI | Assistant Offensive Line |
| ROD WOODSON | Assistant Coach, Cornerbacks |
| BOB WYLIE | Offensive Line |

FOOTBALL STAFF


| | |
|------------------|-----------------------------------|
| NICK BEACH | Football Operations |
| CALVIN BRANCH | Player Personnel |
| PETE CARACCIOLO | Football Operations |
| MIKE CLARK | Defensive Assistant |
| ANGELO COIA | Player Personnel |
| CHRIS CORTEZ | Athletic Trainer |
| ZACK CROCKETT | Player Personnel |
| TOM DELANEY | Player Personnel |
| CHRIS DI SANTO | Strength & Conditioning Assistant |
| TOM JONES | Assistant to Head Coach |
| BRUCE KEBRIC | Player Personnel |
| JON KINGDON | Player Personnel |
| BOB LIGASHESKY | Special Teams Assistant |
| H. ROD MARTIN | Head Athletic Trainer |
| MICKEY MARVIN | Player Personnel |
| DAVID McCLOUGHAN | Player Personnel |
| KENT McCLOUGHAN | Player Personnel |
| DANNY MOLINA | Equipment Assistant |
| DAVE NASH | Video Director |
| JIM OTTEN | Video Operations |
| JOHN OTTEN | Video Operations |
| CHRIS PEARSON | Strength & Conditioning Assistant |
| BOB ROMANSKI | Equipment Manager |
| RICHARD ROMANSKI | Assistant Equipment Manager |
| ERIC SANDERS | Offensive Assistant |
| SCOTT TOUCHET | Athletic Trainer |

ADMINISTRATIVE STAFF

| | |
|--------------------|-------------------------------|
| AMY TRASK | Chief Executive |
| AIRIKUH ANDERSON | Sponsorship |
| JOHN ANDREWS | Raider Image |
| FARNOUSH ANSARI | Sponsorship |
| FRANCISCO ASCENCIO | Tickets |
| MARC BADAIN | Finance |
| KRISTI BAILEY | Administration |
| CARSON BARNES | Tickets |
| KRIS BAYLISS | Raider Image |
| JEFF BIRREN | General Counsel |
| TOM BLANDA | Finance/Technology |
| ROSIE BONE | Youth & Community Initiatives |
| MORRIS BRADSHAW | Senior Administrator |

| | |
|--------------------|----------------------------------|
| ESTEBAN CARBAJAL | Tickets |
| SARAH CATTANEO | Tickets |
| TERESA CETRARO | Raider Image |
| DIMITROUS CHATTMAN | Tickets |
| JAY CRESS | Tickets |
| REBECCA CORMAN | Internet |
| VITTORIO DeBARTOLO | Broadcast |
| ADAM FELDMAN | Tickets |
| SCOTT FINK | Business & Community Initiatives |
| TESS FOLEY | Tickets |
| TONY GONZALES | Photography |
| JAMES HAMBRICK | Tickets |
| QIAVA HARPER | Tickets |
| JOHN HERRERA | Senior Executive |
| BENNY HONG | Technology |
| COURTNEY JEFFRIES | Tickets |
| CHRIS KENYON | Tickets |
| ROBERT KINNARD | Sponsorship |
| WILL KISS | Public Relations |
| JERRY KNAAK | Internet |
| JONATHAN MARTINEZ | Tickets |
| DONNA MENDOZA | Administration |
| BRIAN MORAN | Raider Image |
| BRANDI MOUNT | Tickets |
| CHERYL NICHOLS | Special Projects |
| JIM OTTO | Special Projects |
| MARCUS PADILLA | Broadcast |
| PANOS PAPPAS | Tickets |
| MATTHEW PASCO | Technology |
| CAROLYN PAUL | Administration |
| DESIREE PAXTON | Tickets |
| RICK PELLUM | Tickets |
| DEREK PERSON | Finance |
| BRAD PHINNEY | Broadcast |
| RYAN ROBBINS | Tickets |
| ANDREW RODRIGUEZ | Tickets |
| JEFF ROMANSKI | Raider Image |
| SAMANTHA ROMERO | Tickets |
| ADAM SANDA | Finance |
| MARK SHEARER | Tickets |
| CHRIS SOTIROPULOS | Tickets |
| CALVIN ST. JOHN | Tickets |
| ANDREA STAMPS | Tickets |
| DANIEL STEIN | Tickets |
| MONIKA SWEETWYNE | Administration |
| KARLA TAI | Human Resources |
| MIKE TAYLOR | Public Relations Director |
| PAUL TAYLOR | Raider Image |
| SHAWN TESTA | Technology |
| JEANETTE THOMPSON | Broadcast/Raidernettes |
| MONICA TUCKER | Tickets |
| NATHAN VALERIO | Raider Image |
| PAT VALERIO | Administration |
| DAN VENTRELLE | Counsel |
| ANDRES VILLALOBOS | Tickets |
| ED VILLANUEVA | Finance |
| JENNIFER VU | Tickets |
| CRYSTAL WILLIAMS | Tickets |
| SPENCER WILLIAMS | Community Initiatives |

THE GREATNESS OF THE RAIDERS



The Raiders — who began play in the American Football League in 1960 — enter their 52nd year of professional football competition, including the last 41 as a member of the National Football League.

In five memorable decades — the 1960s, '70s, '80s, '90s and the 2000s — the Raiders have been dominant in professional football since Al Davis first pledged in 1963 to build the finest organization in pro sports.

During these Decades of Dominance, the Raiders have won an AFL Championship, four American Football Conference Championships, three World Championships of Professional Football, participated in five Super Bowls, played in 14 Championship Games, won or tied for 17 Division Championships, had 21 playoff seasons, finished 34 seasons at .500 or better and played in 40 postseason games.

Pro Football's Dynamic Organization placed first in the AFC West in 2000, 2001 and 2002 despite playing among the toughest schedules in the NFL in each of those seasons. With their appearance in Super Bowl XXXVII, the Raiders became the first NFL team to have had a season end in the Super Bowl in four different decades.

The Raiders are the only team to have been in Super Bowls in the '60s, the '70s, the '80s and the 2000s and have won the most games of any original AFL franchise.

The Silver and Black are the only AFC team — and one of just two NFL teams (Minnesota) — to have a season that advanced to the conference championship game in the '60s, the '70s, the '80s, the '90s and the 2000s.

The Raiders are one of only two original AFL teams to have captured three World Championships of Professional Football with Super Bowl victories. The Raiders are one of only four AFC teams to have won more than one Super Bowl since 1980.

In their five Super Bowl appearances, the Raiders have been led by four different head coaches and started four different quarterbacks.

The Raiders are the last AFC Western Division team to go to the Super Bowl. With four post-season victories, the Raiders are one of only two AFC West teams to win more than one playoff game in the new millennium.

Since 1963, when Al Davis first took over the failing Oakland franchise that had struggled to win only nine of 42 league games in the initial three seasons of the new AFL and pledged to build the finest organization in sports, the Raiders have totally dominated professional football in terms of consistent victory. During those memorable 48 years in Oakland and Los Angeles, the Raiders have won 409 league games, tied 11 and lost only 310.

"Commitment to Excellence" has never been an idle phrase to those who have proudly represented the Raider organization during the '60s, '70s, '80s, '90s and now the new millennium as shown by their domination of pro football.

Seventeen of the great players who proudly wore the Silver and Black, as well as Owner-Leader Al Davis and legendary Head Coach John Madden, have been enshrined in the Professional Football Hall of Fame. The Raiders have also produced five Pro Coaches of the Year.

In addition, 60 Pro Bowl players have made 176 Pro Bowl appearances representing the Silver and Black. In 1970, as the Raiders began their second decade of play, the merger between the AFL and NFL became a reality on the field. In the 1970 through 2010 period of interconference play, the Raiders have compiled a remarkable 90-63-1 record against present National Football Conference rivals.

Another innovation came to professional football in 1970 — "Monday Night Football." The Raiders total domination of this prime-time television series has seen the Silver and Black build an incredible 36-25-1 record in Monday night play. In the 40 years of this series, the Raiders are 15-7-0 in "Monday Night Football" games at home.

Through the decades — the '60s, '70s, '80s, '90s and now the 2000s — the Raiders have had the greatest players, the greatest coaches, the greatest plays and participated in the greatest games in the annals of professional sports.

Challengers to Raider domination of professional football will arise as they have in the '60s, '70s, '80s, '90s and the new millennium. The Raider organization will continue to meet these challenges. The past has been glorious, but **THE TRUE GREATNESS OF THE RAIDERS WILL CONTINUE IN ITS FUTURE.**

RAIDERS OWNERS

AL DAVIS OWNER

An unyielding total commitment to excellence has marked the three-time World Champion Raiders monumental rise during the last 48 years to the very top of the professional sports world.

In these memorable 48 years, the Raiders have had 28 winning seasons, including 16 in a row from 1965 through the 1980 World Championship season. In 34 of those seasons, the Raiders earned a record of .500 or better.

Al Davis' six-decade professional football story, from assistant coach of the Chargers, to head coach and general manager of the Raiders, to Commissioner of the American Football League and finally to principal owner and president of the general partner of The Oakland Raiders — is a standard that no one in the history of professional football can match for winning and excellence.

In April 1966, the then 36-year-old Davis, head coach and general manager of the Raiders, became Commissioner of the American Football League. This was a post he accepted reluctantly, for first and foremost, Al Davis was a football coach and knew that assuming the Commissionership would in all probability mean an end to his coaching career.

But AFL owners, in their battle with the rival National Football League, prevailed on Davis to accept the position. He was described by AFL President and Buffalo Bills Owner Ralph Wilson as “a coaching genius and astute administrator.”

Just eight weeks later, when pro football's two major leagues put an end to their six-year war, Davis was acclaimed nationally as the driving force who brought the leagues to merge. In 1969, he was once again a prime force in the dramatic realignment of professional football when two, 13-team conferences — the AFC and NFC — were formed for 1970.

As a member of the NFL Management Council's Executive Committee, Davis has been a major factor in achieving collective bargaining agreements with the players.


Al Davis first came to the Raiders in January 1963, dedicated to rescuing the faltering Oakland franchise and building the finest organization in professional sports. Just 33, Davis was the youngest man in pro football to hold the demanding dual positions of head coach and general manager.

But Davis already possessed 14 years coaching experience. He had been tabbed a “young coaching genius” by Sports Illustrated and “the most inventive mind in the country” by Scholastic Coach Magazine.

The Raiders — “picked to finish dead last” — thundered to a 10-4 record and just missed the Division Championship. In 1963, Davis was named Pro Football Coach of the Year.

Perhaps his most singular honor is having made a record nine presentations of inductees to the Pro Football Hall of Fame in Canton, Ohio. The nine great enshrinees to have selected Al Davis to make the presentation speeches on their behalf are Lance Alworth, Jim Otto, George Blanda, Willie Brown, Gene Upshaw, Fred Biletnikoff, Art Shell, Ted Hendricks and John Madden.

Davis himself became enshrined on Aug. 1, 1992 when he was presented for induction into the Pro Football Hall of Fame by Madden.



In May of 1991, Al Davis became the very first recipient of the NFL Players Association's Retired Players Award of Excellence "for his contributions to the men who played the game."

Born July 4, 1929, Al Davis was raised in Brockton, Mass. and moved at an early age to Brooklyn, N.Y. He attended Wittenberg College and Syracuse University, earning a degree in English while participating in football, basketball and baseball.

Al Davis received a Letterman of Distinction Award from Syracuse University. In March of 1998, Davis was inducted into the NFL Alumni's "Order of the Leather Helmet," presented annually to "Individuals who have made significant contributions to the game of professional football."

On Dec. 29, 1999, the Oakland Tribune and the Alameda Newspaper Group named Al Davis as the Bay Area's most significant sports figure of the 20th Century on a list that included such greats as Joe Montana, Willie Mays, Joe DiMaggio and Bill Russell. The Orange Bowl inducted Davis into its Hall of Fame in 2001.

In 1950, Davis was named line coach at Adelphi College in New York. He then went into the Army, being assigned as head football coach at Ft. Belvoir, Va. There he molded a national power service team and capped one season by defeating the University of Maryland, National Collegiate Champions, in a squad game.

Davis next served on the staff of the NFL's Baltimore Colts in 1954, at age 24, concentrating on player personnel work. During 1955-56, he was line coach and chief recruiter at The Citadel. He then spent three years at the University of Southern California as line coach.

In 1960, Head Coach Sid Gillman hired Davis as offensive end coach of the newly formed Los Angeles Chargers. After two Division Championships in just three years there, it was on to meet the challenges with the Raiders of Oakland in 1963.

Based on personal achievement, team achievement and contributions to the game, no one has had a more profound and lasting impact on professional football. In recognition of his status in pro football annals, NFL Films produced a film entitled, "AL DAVIS, NO. 1 FOR ALL TIME."

INTEREST HOLDERS

Ginny Boscacci

Rita Boscacci

Jack Hartman

Bob Seaman

Doray Vail

Gertrude Winkenbach

SUPER BOWL RINGS

The Raiders World Championship rings — awarded to players, coaches, staff and owners after the dominating victories in Super Bowl XI, Super Bowl XV and Super Bowl XVIII — are renowned as the most memorable pieces of championship team jewelry ever produced.




The rings were produced by Lenox Awards of St. Charles, Ill., whose staff developed creative concepts incorporating the explicit guidelines established by the Raiders — white gold, a raised football-shaped crest of diamonds on a black surface and a design based on “massive excellence” that would recognize these crowning achievements by the Raider organization.

The Super Bowl XI ring design, featuring a large center diamond and 26, five-point diamonds on the ring face, was developed by Raiders Managing General Partner Al Davis, Head Coach John Madden, Executive Assistant Al LoCasale and Lenox Awards artist Elliot Ingberg.

The Super Bowl XV ring design, featuring two large center diamonds to symbolize the two World Championships won within five years and 33, five-point diamonds on the ring face, was developed by Al Davis, Head Coach Tom Flores, Al LoCasale and Lenox Awards President Tom Brasher.

The Super Bowl XVIII ring design features three large diamonds to represent the three World Championships won within eight years, each centered in a football-shaped crest plus an additional 20, five-point diamonds.

The ring was developed by Al Davis, Tom Flores, Al LoCasale and Lenox Awards President Tom Marzullo.



RAIDERS COACHES

HUE JACKSON

Head Coach



Hue Jackson was named head coach of The Oakland Raiders by Owner Al Davis on January 18, 2011. Jackson is in his second season with the Silver and Black after serving as offensive coordinator in 2010. Jackson has 25 years of coaching experience in college and professional football and has been an offensive coordinator at both levels.

Davis spoke about the dynamic 45-year-old Jackson: "The fire in Hue will set a flame that will burn for a long time in the hearts and minds of the Raider football team and the Raider Nation."

Last year, Jackson coordinated a Raiders offense that finished fourth in the AFC and sixth in the NFL in scoring (25.6 points per game). The Raiders more than doubled their scoring output from the previous year, totaling 410 points in 2010. Under Jackson's guidance, the Raiders also finished fifth in the AFC and 10th in the NFL in total offense (354.6 yards per game) and second in the NFL and AFC in rushing (155.9 yards per game).

Prior to joining the Raiders, Jackson spent two seasons as Baltimore's quarterbacks coach and helped the Ravens advance to the postseason in 2008 and 2009. In 2008, Jackson tutored Joe Flacco, who became the first rookie QB to win two playoff games in NFL history as the Ravens advanced to the AFC Championship game. In 2007, Jackson was an NFL offensive coordinator for the second time when he served in that capacity for the Atlanta Falcons. He was offensive coordinator for the Washington Redskins in 2003 and also held that post twice at the college level—the University of Southern California from 1997-2000 and the University of California in 1996.

Under Jackson's tutelage in Cincinnati (2004-06), Chad Ochocinco and T.J. Houshmandzadeh became one of the most prolific wide-receiving tandems in NFL history. In 2006, as wide receivers coach, Ochocinco (1,369 yards) and Houshmandzadeh (1,081 yards) became the first pair of Bengals to eclipse the 1,000-yard receiving mark in a single season. Ochocinco led the NFL in receiving yards and for the fourth-consecutive season, his yards topped the AFC, marking the first time a player had led his conference in receiving yards in four straight seasons. In 2005 under Jackson, the Ochocinco-Houshmandzadeh tandem combined to total 175 receptions for 2,388 yards, while helping the team secure the AFC North title and a playoff berth for the first time in a decade.

Jackson was promoted to offensive coordinator in Washington by head coach Steve Spurrier in 2003 and handled the team's offensive play-calling, becoming the only coach to perform that duty other than Spurrier. In 2002, with Jackson as running backs coach, Pro Bowl RB Stephen Davis was on pace for another 1,000-yard rushing season before suffering a season-ending injury. Davis posted a career-high 1,432 rushing yards in 2001. Jackson served as USC's offensive coordinator from 1997-2000, helping to recruit and develop players, including QB Carson Palmer, with whom he was later reunited in Cincinnati. (Palmer was the NFL's No. 1-overall pick by the Bengals in 2003.)

As Cal's offensive coordinator in 1996, Jackson helped lead the Golden Bears to an Aloha Bowl berth. He coached running backs and quarterbacks at Arizona State from 1992-95. He was a minority intern fellowship coach in training camp with the Washington Redskins in 1995, with the Arizona Cardinals in 1992 and the L.A. Rams in 1990. From 1990-91, Jackson was running backs coach and special teams coordinator at Cal State Fullerton. He gained pro coaching experience as a running backs/wide receivers/special teams coach for the London Monarchs of the World League in the spring.

Jackson launched his career as an assistant coach at Pacific in 1987 and coached there through 1989. As a quarterback at Pacific from 1985-86, Jackson threw for 2,544 yards and 19 TDs. He also lettered in basketball in 1986 and earned his degree in Physical Education. He is the second Raiders head coach to have played quarterback collegiately at Pacific, following two-time Super Bowl winning head coach Tom Flores who led the Silver and Black from 1979-87.

Jackson is a Los Angeles native who was a star quarterback at Dorsey High School in his hometown, where he also lettered in basketball.



HUE JACKSON'S COACHING CAREER

| | |
|---------|--|
| 2010 | Offensive Coordinator, Oakland Raiders |
| 2008-09 | Quarterbacks Coach, Baltimore Ravens |
| 2007 | Offensive Coordinator, Atlanta Falcons |
| 2004-06 | Wide Receivers Coach, Cincinnati Bengals |
| 2003 | Offensive Coordinator, Washington Redskins |
| 2001-02 | Running Backs Coach, Washington Redskins |
| 2000 | Offensive Coordinator/Quarterbacks Coach, University of Southern California |
| 1997-99 | Offensive Coordinator/Running Backs Coach, University of Southern California |
| 1996 | Offensive Coordinator, University of California |
| 1995 | Quarterbacks Coach, Arizona State |
| 1992-94 | Running Backs Coach, Arizona State |
| 1990-91 | Running Backs/Special Teams Coach, Cal State Fullerton |
| 1989 | Running Backs/Special Teams Coach, Pacific |
| 1988 | Wide Receivers/Special Teams Coach, Pacific |
| 1987 | Graduate Assistant, Pacific |

AL SAUNDERS

Offensive Coordinator



Al Saunders enters his first season with the Silver and Black as Offensive Coordinator. Saunders has over 40 years of coaching experience, including the past 28 years as an NFL coach. Saunders has been a part of 15 playoff teams, five division titles and one Super Bowl championship as an NFL coach.

He spent the past two seasons with the Baltimore Ravens, coaching alongside Raiders Head Coach Hue Jackson in 2009 as an offensive consultant and serving as senior offensive assistant in 2010. He helped tutor current Raiders quarterback Jason Campbell as an assistant with the Washington Redskins from 2006-07, where he was the associate head coach/offense. He was head coach of the San Diego Chargers from 1986-88 and served as an assistant for the St. Louis Rams on two occasions, helping the Rams win Super Bowl XXXIV in 1999. Prior to joining the Ravens, Saunders served as the offensive coordinator for the St. Louis Rams in 2008, returning to the franchise nearly a decade after helping them to a title in 1999 as associate head coach/wide receivers (1999-2000). Saunders was part of a coaching staff that helped create "The Greatest Show on Turf" and helped the Rams finish with NFL records of 7,075 total yards and 5,232 passing yards and score 540 points (33.8 ppg), the third-highest single-season total in NFL history in 2000. In 1999, the Rams finished atop the NFL with 6,412 yards of total offense, 272.1 passing yards per game and 32.9 points per game en route to a Super Bowl title.

Between stints with the Rams, Saunders led Washington's offense for two seasons as the associate head coach/offense from 2006-07, contributing to Campbell's early development as an NFL starting quarterback and helping the Redskins to a playoff berth in 2007. In 2006, the Redskins produced one of the league's top rushing attacks and QB Mark Brunell established an NFL record with 22 consecutive completions in a single game. He served as the assistant head coach/offensive coordinator with the Kansas City Chiefs from 2001-05, having previously spent 10 years in Kansas City as assistant head coach/wide receivers (1989-98). During his second stint with the Chiefs, Saunders' offense exploded with 2,157 points, 262 touchdowns and 30,470 net yards, more than any other NFL team across those five seasons. In 2005, he was named USA Today's Offensive Coach of the Year as the Chiefs offense led the NFL for a second consecutive year. In 2004, the Chiefs led the NFL in total offense for the first time in team history, accumulating a franchise-record 6,695 yards (418.4 ypg) and breaking or tying 18 single-season records.

The Chiefs also broke or tied numerous NFL records, establishing a record with 398 first downs and tying a 42-year old mark with 63 rushing touchdowns over two seasons. Kansas City became the first team in NFL history to produce three different running backs that recorded 150-yard rushing performances and was the first team to post eight rushing touchdowns in one game. Tony Gonzalez also set the NFL single-season receiving mark for tight ends with 102 receptions and QB Trent Green had over 300 yards passing in eight games to become just the fourth quarterback in NFL history to finish four straight seasons with a QB efficiency rating above 90. In 2003, the Chiefs led the NFL in scoring for the second straight season with a franchise record 484 points, a feat last accomplished by an AFC team in 1981-82 and RB Priest Holmes set an NFL single-season record with 27 rushing touchdowns. In 2002, Saunders' offense led the league in scoring with 467 total points and broke or tied 22 single-season team records including the long-standing NFL record for fewest fumbles (two) and the mark for longest touchdown pass in league history (99 yards). In 2001, Kansas City's offense ranked in the NFL top-10 in rushing, passing, scoring and total offense and Holmes led the league in rushing with 1,555 yards.

His first NFL head-coaching position came with the Chargers as interim head coach in 1986 following the resignation of Don Coryell. He spent two full seasons as the Chargers head coach after previously filling the roles of assistant head coach (1985-86) and wide receivers coach (1983-84) for "Air Coryell," one of the most exciting and prolific offenses in NFL history. In 1985, the Chargers led the NFL in passing and total offense for the fifth time in six seasons. Prior to entering the NFL ranks, Saunders spent 12 years as an assistant at the collegiate level. He began his coaching career as a graduate assistant at USC under the legendary John McKay from 1970-71 and served as wide receivers coach at Missouri in 1972. Following three seasons as play-caller and offensive backfield coach at Utah State, Saunders spent six seasons at California as assistant head coach/offensive coordinator/quarterbacks coach, helping the Golden Bears set 32 national, conference and school records and finishing each season ranked

in the top-10 in the nation in passing. His final collegiate stop was as offensive coordinator/quarterbacks coach under head coach Johnny Majors at Tennessee in 1982 where he tutored an explosive, record-breaking offense that included future Raider wide receiver Willie Gault.

Saunders is a member of the San Jose State Hall of Fame, having earned Academic All-American honors as a three-year starter and team captain at defensive back and wide receiver from 1966-68. He was the recipient of California's State Graduate Fellowship and earned a Master's degree in education from Stanford. Saunders was recognized in Who's Who in America and was awarded California's prestigious Golden State Award in 1989, given for community leadership and service. He is a former All-American swimmer and national record holder in the sport. Also an accomplished distance runner, he was crowned the Road Runners Club of America's Master 5K National Champion in 1996. Saunders and his wife, Karen, have three children: sons Robert and Joseph and daughter Korrin.

CHUCK BRESNAHAN

Defensive Coordinator

Chuck Bresnahan, who served as both defensive backs coach and defensive coordinator with the Silver and Black from 1998-03, returns to the Raiders as defensive coordinator. Bresnahan most recently coached in the United Football League (UFL) as a linebackers coach and defensive coordinator with the Florida Tuskers. Prior to his time in the UFL, Bresnahan spent four seasons on the Cincinnati Bengals coaching staff, including the final three as defensive coordinator. In his first two seasons as coordinator, the Bengals finished second in the NFL in takeaways and also captured their first division title in 17 years in 2006.

Bresnahan coached Raiders defensive backs (1998-99), then became defensive coordinator for the Silver and Black (2000-03). The Raiders won three straight AFC Western Division titles and played in Super Bowl XXXVII with Bresnahan as defensive coordinator. In 2002, the Raiders ranked third in the conference (third in NFL) in rushing defense, allowing 90.8 yards per game while ranking sixth in the AFC in total defense, allowing 311.2 yards per game. In 2001, the Raiders ranked fifth in the AFC (ninth in NFL) against the pass, allowing 192.7 yards per game while winning the AFC West for the second straight year and advancing to the second round of the AFC Playoffs. In 2000 with Bresnahan as defensive coordinator, the Raiders ranked fifth in the NFL in rushing defense (96.9 rushing yards allowed) and fourth in the AFC (seventh in NFL) in takeaways with 37 while advancing to the AFC Championship Game.

His NFL experience dates back to 1994, where he spent two seasons with Cleveland as linebackers/quality control coach and two seasons with the Indianapolis Colts as linebackers coach (1996-97). Bresnahan was defensive coordinator and linebackers coach at the University of Maine from 1992-93. From 1988-91, he was an assistant at Georgia Tech, handling tight ends in his first season, then moving to inside linebackers for the final three seasons. During his stint at Georgia Tech, the school earned a share of the 1990 National Championship. Before joining the coaching ranks as a graduate assistant in 1983 for the Naval Academy, Bresnahan was a three-year letterman for the Midshipmen, where he helped claim three Commander-in-Chief Trophies.

He served as a commissioned officer from 1984-86 before coaching wide receivers/tight ends and special teams at Navy from 1986-87. Bresnahan's father was a coaching veteran of 17 years in the NFL.



JOHN FASSEL

Special Teams Coordinator

John Fassel is in his fourth year with the Raiders coaching staff, the third in his current capacity. Fassel's special teams unit has led the NFL for two straight seasons in takeaways (10) and turnover margin (plus-seven) and also led the league with 26 total points scored in 2010. Last season, K Sebastian Janikowski set the franchise record for points in a season (142) and P Shane Lechler was tabbed for his sixth Pro Bowl selection. In addition, KR



Jacoby Ford set Raiders season and career marks with three touchdown returns and Fassel's unit blocked two punts against San Diego on October 10, 2010, resulting in one touchdown and one safety.

In 2009, Lechler earned a Pro Bowl spot and led the NFL with a Raider record 51.1-yard average per attempt (just shy of Sammy Baugh's NFL record). His net average of 43.9 yards per punt also led the NFL and surpassed his own personal high set in 2008. In addition, Janikowski achieved a career single-season high 89.7 field goal percentage, missing only three attempts (47, 57, 66). Janikowski also converted the third-longest field goal in NFL history, a Raiders team-record 61-yarder at Cleveland in 2009. Under Fassel's direction, LS Jon Condo earned his first Pro Bowl berth as a "need player" following the 2009 season.

Fassel served in a special teams quality control role in 2008 when he helped tutor one of the top units in the NFL as the Raiders ranked ninth in the league in kickoff returns (receiving team) and 10th in the league in kickoff coverage (kicking team). In addition, Fassel's group contributed five touchdowns on returns and included Lechler, who led the NFL with a 41.2 net punting average and earned a Pro Bowl berth. From 2005-07, Fassel was Baltimore's assistant special teams coach. He helped the Ravens to top-10 finishes in punt and kickoff return average in 2006 and 2007 and his units returned five kicks for touchdowns in two seasons.

From 2003-04, he was the head coach and assistant athletic director at New Mexico Highlands University. Fassel also served six months as the school's interim athletic director and taught undergraduate and graduate courses. In 1999 and 2001, Fassel coached wide receivers and recruited for Bucknell. In Spring 2000, Fassel was the strength and conditioning and wide receivers coach for the Amsterdam Admirals of NFL Europe.

After graduating from Weber State in 1999 with a degree in Exercise Science, Fassel signed as a rookie free agent wide receiver with the Indianapolis Colts. He earned a master's degree in Athletic Administration at Idaho State University, where he was a graduate assistant and sports science instructor from 2000-01. Fassel is also a triathlete who has finished three Ironman distance triathlons. His father, Jim, is a longtime NFL assistant and former NFL head coach who served as an assistant with the Raiders in 1995. The Fassel family includes wife Elizabeth.

GREG BIEKERT

Linebackers



Greg Biekert, who joined the Raiders coaching staff in July of 2010 as an assistant coach on defense, returns in 2011 as linebacker coach for the Silver and Black. Biekert played 11 seasons in the NFL including nine with The Oakland Raiders—from 1993-01. Drafted by the Raiders in the seventh round out of Colorado in 1993, Biekert never missed a regular season game in 11 seasons, seeing action in 176 league contests with 155 starts. After playing 11 seasons for the Raiders, Biekert spent two seasons with the Minnesota Vikings. His career totals included 16 sacks, seven interceptions, 10 forced fumbles and six fumble recoveries. Biekert also played in six postseason games with the Silver and Black, starting the 2000 AFC Championship Game at middle linebacker and racking up a game-high 16 tackles. He also recovered Tom Brady's fumble in the "Tuck Game" against the New England Patriots in the 2001 AFC Divisional Playoffs. The Longmont, Colo., native was a member of CU's 1990 National Championship team. Biekert and his wife Shawna have three daughters Sydney, Emily and Audrey.

WILLIE BROWN

Squad Development



Pro Football Hall of Famer Willie Brown is in his 41st year with the Raiders and 17th season as director of squad development.

Brown coached the Raiders for 15 straight seasons, working with defensive backs from 1995-2009. He was secondary coach for the Raiders from 1979-88, during which the team won two World Championships of Professional Football in Super Bowls XV and XVIII. He also coached the secondary in 1997 while serving as director of squad development. Brown was an

assistant at Long Beach State before taking over as head coach in 1991. In 1994, he was head coach at Los Angeles Jordan High School. Brown earned his master's degree in Education at Long Beach State. He starred for the Raiders as a player from 1967-78. After beginning his pro career as a free agent with Houston, he spent 1963-66 with Denver before being traded to the Raiders. He played in 205 games and was chosen for three AFL All-Star Games and four NFL Pro Bowls. He shares the Raider career interceptions record with 39, held the Super Bowl record for the longest interception return with a 75-yard TD in Super Bowl XI and is one of only two players to have intercepted at least one pass in 16 straight seasons. He intercepted 54 passes in his pro career and was selected to the AFL-NFL 25-year All-Star team. The Yazoo City, Miss. native starred at Grambling State from 1959-62 and is a member of the Louisiana Sports, Grambling State, Southwestern Athletic Conference, Mississippi Sports, Black Sports and Bay Area Sports Halls of Fame. He was inducted into the Pro Football Hall of Fame in 1984. The Brown family includes wife Yvonne, two daughters and one son.

ADAM HENRY

Tight Ends

Adam Henry is in his fifth year with the Raiders, the third in his present capacity coaching the Silver and Black's tight ends. Zach Miller excelled under Henry's tutelage last year, becoming the first TE to lead the team in receiving in three straight seasons since Todd Christensen did so for four consecutive campaigns (1982-86). Miller totaled 60 receptions for 685 yards and a career-high five touchdowns in 2010, receiving his first Pro Bowl selection. Henry also helped Miller set career highs in receptions (66) and receiving yards (805) in 2009. Henry spent his first two years with the Raiders as an offensive quality control assistant. Before joining the Raiders, Henry was an assistant head coach, offensive coordinator, and receivers coach at McNeese State University. Henry spent 10 seasons at McNeese State, where he coached several future NFL players, conference players of the year, and the school's all-time leading receiver. One of his receivers was named the team's most valuable player in each of five seasons. Henry, 39, also served a coaching internship with the Cleveland Browns. The Beaumont, Texas native was an all-conference wide receiver at McNeese State and remains among the school's all-time top-10 receivers. He signed with New Orleans as a free agent in 1994 and also spent training camp and the preseason with the Saints in 1995 and 1996. He was on the Saints practice squad in 1995. Henry has a master's degree in Education with an emphasis in Instructional Technology. He has three children: Darian, Kynidee and Ava.



RICKY HUNLEY

Assistant Linebackers

Former Raider Ricky Hunley enters his first season as assistant linebackers coach with the Silver and Black. Hunley joins the Raiders after coaching 18 years at the collegiate and professional levels, most recently serving two seasons as the defensive coordinator for the California Redwoods (2009) and Sacramento Mountain Lions (2010) of the United Football League (UFL). Hunley was linebackers coach for the Cincinnati Bengals from 2003-07, coaching alongside current Raiders defensive coordinator Chuck Bresnahan. He coached the defensive line for the Washington Redskins under head coach Steve Spurrier in 2002 after coaching at the collegiate level for 10 years. Hunley was defensive line coach at Florida in 2001 and spent seven years at Missouri, serving as defensive line coach (1994-97) and associate head coach/linebackers under head coach Larry Smith, who he played for collegiately, from 1998-00. He began his coaching career as a graduate assistant at USC (1992-93) and gained experience with the Pittsburgh Steelers (1992) and San Diego Chargers (1997) as part of the NFL's Minority Coaching Fellowship program. Originally a first round draft pick (seventh overall)



by the Cincinnati Bengals, Hunley had a seven-year NFL career including stints with the Denver Broncos (1984-87), Phoenix Cardinals (1988) and the Raiders (1989-90). He played in 91 career games with 30 starts, totaling 2.5 sacks and three interceptions and played in two Super Bowls. He was elected executive vice president of the NFL Players Association, serving in that capacity from 1990-92. A two-time All-American linebacker and Pac-10 Co-Player of the Year at Arizona, Hunley was inducted into the College Football Hall of Fame in 1997. The Hunley family includes wife Camille and two daughters, Alexis and Kenady.

SANJAY LAL

Wide Receivers



Sanjay Lal is in his fifth season with The Oakland Raiders, the third in his present capacity coaching wide receivers for the Silver and Black. In 2010, Lal tutored one of the youngest receiving units in the NFL, as no Raider receiver entered the campaign with more than three seasons of pro experience. He oversaw the development of rookie Jacoby Ford, who averaged 18.8 yards per reception. Lal joined the Raiders in 2007, working with the wide receivers and operating as offensive quality control assistant. In 2009, Lal tutored Darrius Heyward-Bey and Louis Murphy who became the first rookie tandem to start at WR in the NFL since 2000. Before joining the Raiders, Lal spent three seasons as an offensive assistant-quarterbacks coach at Cal, following one season on the football staff at Saint Mary's College as quarterbacks and strength, speed and conditioning coach. The Bears played in bowl games in each of Lal's seasons at Cal and captured a share of the school's first Pac-10 title (tied with USC) in 2006. He was the wide receivers coach at Los Medanos College (2003), and was passing game coordinator and wide receivers coach at Miramonte High (1996-02) when the school won five North Coast Section Championships and one state title, including a 13-0 record in 2001. Lal played wide receiver at the University of Washington and was a Husky Hall of Fame selection. He was on the Huskies 1992 National Championship team and a member of two Rose Bowl teams. Before transferring to Washington, he was a member of the 1989 UCLA Cotton Bowl Championship team. Lal signed as a free agent with the St. Louis Rams in 1998 and was with the Scottish Claymores of NFL Europe in 1999.

BRAD ROLL

Strength and Conditioning



Brad Roll is in his fourth season with The Oakland Raiders as strength and conditioning coach. Roll, who has 18 years of pro coaching experience, spent 2006-07 with the St. Louis Rams after two years as strength and conditioning coordinator for the Buffalo Bills. He spent eight seasons as the assistant strength and conditioning coach for the Miami Dolphins (1996-03). From 1993-95, Roll was the head strength coach for the Tampa Bay Buccaneers after serving as strength and conditioning coach at the University of Miami (Fla.) from 1989-92, when the Hurricanes won two National Championships. Roll was strength and conditioning coach at Kansas from 1987-88, working closely with the National Championship basketball team in 1988. He worked at Louisiana-Lafayette from 1981-86 after beginning his coaching career in 1980 as a graduate assistant at Stephen F. Austin. The Houston-native played center in football at Blinn (Texas) Junior College and Stephen F. Austin, where he was elected team captain for his final two seasons and earned his bachelor's and master's degrees in Education. He also studied at the Moscow (Russia) Sports Institute during the summers of 1985 and 1986, as well as with the German Olympic weightlifting coaching and training staff in Leipzig in 1987. In 2003, Roll was inducted into the professional category of the USA Strength & Conditioning Coaches Hall of Fame and in 2005, he was inducted into the Stephen F. Austin Ring of Honor. He serves on the executive committee of the NFL Coaches Association.

KEVIN ROSS

Assistant Coach, Safeties



Kevin Ross, who played defensive back in the NFL for over a decade, is in his second year with the Raiders. Ross, who has six years of coaching experience in the NFL, tutored a unit that produced 10 interceptions last season. In 2009, Ross was an assistant for the New York franchise in the United Football League. From 2007-08, Ross assisted in coaching defensive backs for San Diego. In 2007, the Chargers led the NFL in interceptions during both the regular season (30) and postseason (six). Ross was secondary coach for the Minnesota Vikings from 2003-05. Ross played defensive back for 14 seasons (1984-97) and was a two-time Pro Bowl selection. He was drafted by the Kansas City Chiefs in the seventh round of the 1984 NFL Draft and as a rookie had a career-high six interceptions to earn consensus All-Rookie honors. He played 11 seasons in Kansas City (1983-93 and '97), earning Pro Bowl honors in 1989 and 1990. He played two seasons in Atlanta (1994-95) and one with San Diego. He retired from the NFL in 1997 with 1,142 tackles, 38 interceptions and two touchdowns. Ross then spent four years coaching high school football, two at Camden High School (1999-00) and two at Woodrow Wilson High (2001-02) in his native Camden, N.J. In 2002, he went to training camp with the Vikings as part of the NFL's Minority Fellowship Coaching Internship Program and in 2003 he was hired as Minnesota's assistant secondary coach. In his first season in Minnesota, the Vikings ranked second in the NFL with 28 interceptions. In Ross' second season in Minnesota, the Vikings advanced to the NFC Divisional Playoffs. Ross was an all-state and all-conference linebacker and running back at Paulsboro (N.J.) High School and a four-year letterman at Temple. Ross has three daughters, Celia, Cherrelle, and Cassidy, and two sons, Jovair, and Kevin, Jr.

KELLY SKIPPER

Running Backs



Kelly Skipper is in his fifth season with the Raiders, the third in his present capacity after two years as tight ends coach. Skipper, 44, has 23 years of coaching experience and has served as an offensive coordinator at the NCAA Division I level. In 2010, he oversaw a running game that ranked second in the NFL and established a franchise record by averaging 4.9 yards per rushing attempt. Under Skipper's direction, RB Darren McFadden became the first Raider since 2007 to eclipse the 1,000-yard rushing mark with 1,157 yards on the ground. The tandem of McFadden and Michael Bush totaled 1,812 yards and 15 touchdowns. In 2009, Raiders running backs averaged over four yards per carry under Skipper's coaching. In 2008, tight end Zach Miller led the Raiders in receptions (56) and receiving yards (778) to place eighth in the NFL among tight ends. Skipper tutored a Raider tight ends unit in 2007 that included Miller, who led all rookie tight ends in receptions and ranked fourth in the NFL among all rookie pass catchers with 44. Before joining the Raiders, Skipper spent four seasons coaching running backs and special teams at Washington State. He also spent two summers, one with Seattle and one with Washington, as an NFL minority fellowship coaching intern. From 1998-02, Skipper was on the coaching staff at UCLA, where he was offensive coordinator from 2001-02. He has tutored a number of players who went on to the NFL, including Lorenzo Neal, Michael Pittman, Chris Ivory and DeShaun Foster. Skipper also coached Jerome Harrison, who broke Washington State's single season rushing record after running for 1,900 yards. He was an assistant at Fresno State, his alma mater, from 1989-97, beginning his coaching career as a graduate assistant before becoming a full-time assistant in 1991. He handled running backs, return specialists and served as recruiting coordinator on the Bulldog staff. Skipper's father, Jim, is a longtime NFL assistant and was head coach of the XFL's San Francisco Demons. The Brawley, Calif.-native played running back at Fresno State and rushed for 2,237 career yards to rank on the Bulldog top-10 list. He also scored 28 touchdowns during his college career as Fresno State

went 36-9-1. As a senior, Skipper was a first team All-Big West running back and earned Associated Press All-America honorable mention honors. He earned a degree in business from Fresno State in 1989. He was inducted into the Churchill (Eugene, Ore.) High School Hall of Fame in 2008. Skipper and his wife, Mary, have two children, Kaelen and Darius.

MIKE WAUFLE


Defensive Line



Mike Waufle enters his second season in his second stint with the Raiders. Waufle re-joined the Silver and Black after spending the past six years as defensive line coach for the New York Giants. He served in the same capacity for the Silver and Black from 1998-2003. He has an outstanding record of success as a defensive line coach and has participated in Super Bowls with the Raiders and Giants and he has tutored six All-Pro performers in Oakland and New York. The Giants' Super Bowl victory over New England featured dominating defensive line play. In 2010, Waufle's pass rush unit produced 38.5 of the team's 47 sacks, a total that ranked second in the NFL. He tutored Pro Bowl DT Richard Seymour and DT Tommy Kelly, who recorded his finest season as a pro with seven sacks last year. Waufle also oversaw the development of young defensive ends Lamarr Houston, Matt Shaughnessy and Trevor Scott in 2010. Prior to joining the Silver and Black, Waufle was defensive line coach and recruiting coordinator at the University of California at Berkeley for six years. Waufle helped develop a number of NFL defensive linemen, including two first rounders in 1996 — Duane Clemons and Regan Upshaw, who went on to play for the Raiders — during his coaching career at Cal. Waufle was defensive line coach at Oregon State from 1990-91 and at UCLA in 1989. He served as defensive line and special teams coach for former Raiders assistant Jim Sweeney's Fresno State staff from 1985-88. From 1980-84, he was an assistant at Utah State, his alma mater, working one season as secondary coach, two years as offensive line coach and two seasons as defensive line coach. The Hornell, N.Y.-native began his coaching career at Alfred University in New York. After serving three years in the United States Marine Corps, Waufle played at Bakersfield Junior College, where the football team won the junior college national title and played in the Junior Rose Bowl in 1976. He then played on the defensive line at Utah State, where he was named captain as a senior. He was inducted into the Hornell High School Hall of Fame in 1994 and received the Lifetime Achievement Award from the Commandant of the Marine Corps (General James T. Conway) in 2009. The Waufle family includes his wife Kathy, two daughters Michele and Marsha and two granddaughters, Kiki and Loryn.

STEVE WISNIEWSKI

Assistant Offensive Line



Steve Wisniewski, an eight-time Pro Bowl selection as a player with the Silver and Black, enters his first season as the Raiders assistant offensive line coach. Wisniewski returns to the Raiders in a coaching capacity after serving as an offensive assistant at Stanford last season. Wisniewski helped the Cardinal to a 12-1 season that culminated in the program's first-ever BCS appearance, a 40-12 victory over Virginia Tech in the Orange Bowl. Wisniewski spent his entire NFL career with the Raiders, starting 175 straight games prior to retiring. He was selected to the Pro Bowl eight times (1991-96, 1998 and 2001), tying a Raider franchise record, and was elected as a Raiders team captain seven times. Wisniewski was named to the NFL's All-Decade Team for the 1990s and missed only two of a possible 208 career games. He was originally a second round draft pick (29th overall) of the Dallas Cowboys in the 1989 NFL Draft, but was immediately traded to the Raiders. Wisniewski was a three-year starter as a guard at Penn State and one of two sophomores to start on the 1986 National Championship team. One of just four Penn State offensive linemen to earn a pair of first-team All-American

honors, he was recognized in 1988 by the American Football Coaches (AFCA) and also earned All-American accolades from The Sporting News. A 1988 team captain, Wisniewski is one of just two offensive linemen to earn Penn State's team MVP honor since its creation in 1978. A native of Rutland, Vt., Wisniewski earned a degree in marketing from Penn State in 1989. His older brother, Leo, was a standout defensive lineman for the Nittany Lions from 1979-81, while his nephew, Stefen, was an All-American center at Penn State and joined the Raiders as a second round selection in the 2011 NFL Draft. Wisniewski is married with three children.

ROD WOODSON


Assistant Coach, Cornerbacks



Pro Football Hall of Famer and Raider Legend Rod Woodson returns to the Silver and Black as a member of the team's coaching staff. Woodson played 17 NFL seasons from 1987-2003, including the final two of a Hall of Fame career with the Raiders (2002-03). He was a key member of a Silver and Black team that captured the American Football Conference title in 2002 and played in Super Bowl XXXVII. He shares the Raiders record for most interceptions in a single game with three (9-29-02 vs. Tennessee) and is tied for second all-time in Silver and Black history for most interceptions returned for a touchdown with two. He also played in Super Bowls XXX (with Pittsburgh) and XXXV (with Baltimore). The Fort Wayne, Indiana native was inducted into the Hall of Fame in 2009. He was also named to the 1990s All-Decade Team and was named to the Pro Bowl 11 times, a record for a defensive back. In 1994, he was one of only five active players to be named to the NFL's 75th Anniversary Team. He was NFL Defensive Player of the Year in 1993 and earned All-Pro First Team honors six times as a cornerback, safety and kick returner. Woodson established NFL records for career interception return yardage (1,483) and interception returns for touchdowns (12) during his NFL career (Pittsburgh Steelers, 1987-96; San Francisco 49ers, 1997; Baltimore Ravens, 1998-2001; and Raiders, 2002-03). His 71 career interceptions rank third in NFL history. The former Purdue football and track star originally entered the NFL as Pittsburgh's first round pick in 1987. The Woodson family includes wife, Nickie, and five children.

BOB WYLIE

Offensive Line



Bob Wylie, entering his fourth decade of coaching football that includes 18 years at the professional level, begins his first season as offensive line coach for The Oakland Raiders. Wylie spent the 2010 season sharing offensive line coaching duties for the Denver Broncos, helping the team rank sixth in the NFL in rushing. He has tutored seven offensive linemen who earned Pro Bowl berths as an NFL assistant with the Arizona Cardinals, Tampa Bay Buccaneers and Chicago Bears. Wylie has also coached tight ends for the Cincinnati Bengals and the New York Jets. Wylie returned to the NFL with Denver after spending three seasons as offensive line coach in the Canadian Football League with Saskatchewan in 2009 and Winnipeg from 2007-08. During his time in the CFL, Wylie was part of two teams that played in the Grey Cup with Saskatchewan (2009) and Winnipeg (2007). He coached players to All-Star appearances at every offensive line position (tackle, guard and center) in the CFL. Wylie began his NFL coaching career as tight ends coach for the Jets from 1990-91 before working with Tampa Bay (1992-95), Cincinnati (1997-98), Chicago (1999-2003) and Arizona (2004). With the Bears, Wylie helped center Olin Kreutz to three consecutive Pro Bowl selections (2001-03) and guided Chicago tackle James Williams to one Pro Bowl berth (2001). Wylie's group also helped Bears RB Anthony Thomas earn AP NFL Offensive Rookie of the Year honors after rushing for 1,183 yards in 2001. As part of the Cincinnati staff, Wylie oversaw a group that blocked for RB Corey Dillon during his consecutive 1,000-yard rushing seasons. Wylie also spent 13

seasons coaching at the collegiate level, with the latest stint as offensive line coach at Syracuse (2005-06). He served in the same capacity at the University of Cincinnati (1996), where he helped the Bearcats lead Conference USA in rushing, Colorado State (1988-89), Holy Cross (1983-84) and Brown (1980-82) and was offensive coordinator at Ohio University (1985-87). The coaching veteran owns the unique distinction of instructing at five different levels of football. He has coached at the Pop Warner, junior high school, high school, college and professional levels. The West Warwick, R.I. native played linebacker at the University of Colorado for three years before transferring to Roger Williams College where he earned a bachelor's degree in American studies. He earned a master's degree in economics from the University of Rhode Island. He was inducted into the West Warwick High School Hall of Fame in 1999 and received the NFL's Extra Effort Award in 2001 for his work with Chicago-area youth. He also organizes the annual Offensive Line Clinic in Cincinnati, which features some of the nation's top coaches. Wylie has one daughter and one grandson.

RETURNING RAIDERS

RETURNING RAIDERS

Raider players that returned to the Silver and Black as coaches

| | Player | Coach |
|--------------------|------------------|--------------------------|
| Biekert, Greg | 1998-01 | 2011 |
| Biletnikoff, Fred | 1965-78 | 1989-06 |
| Brown, Willie | 1967-78 | 1979-88, 1995-11 |
| Flores, Tom | 1960-61, 1963-66 | 1972-78, 1979-87* |
| Hunley, Ricky | 1989-90 | 2011 |
| Jenkins, Robert | 1994-96 | 1997-98 |
| Lofton, James | 1987-88 | 2008 |
| Marinovich, Marv | 1965 | 1968-70 |
| McKinney, Odis | 1980-86 | 1990-94 |
| Mischak, Bob | 1963-65 | 1973-74, 1979-87, 1994 |
| Rathman, Tom | 1994 | 2007-08 |
| Robiskie, Terry | 1977-79 | 1982-93 |
| Shell, Art | 1968-82 | 1983-89, 1989-94*, 2006* |
| Warren, Jimmy | 1970-74, 1977 | 1987-88 |
| Washington, Lionel | 1987-94, 1997 | 2009-10 |
| Wisniewski, Steve | 1989-01 | 2011 |
| Woodson, Rod | 2002-03 | 2011 |

**Denotes head coach*

2011 OAKLAND RAIDERS COACHING STAFF

Hue Jackson

Greg Biekert
Chuck Bresnahan
Willie Brown
John Fassel
Adam Henry
Ricky Hunley
Sanjay Lal
Brad Roll
Kevin Ross
Al Saunders
Kelly Skipper
Mike Wauflle
Steve Wisniewski
Rod Woodson
Bob Wylie

Head Coach


Linebackers
Defensive Coordinator
Squad Development
Special Teams Coordinator
Tight Ends
Assistant Linebackers
Wide Receivers
Strength and Conditioning
Assistant Coach, Safeties
Offensive Coordinator
Running Backs
Defensive Line
Assistant Offensive Line
Assistant Coach, Cornerbacks
Offensive Line

RAIDERS PLAYER PERSONNEL

CALVIN BRANCH

Player Personnel

Calvin Branch first joined the Raiders as a sixth round pick in 1997 out of Colorado State. He played defensive back and was a valuable member of the Silver and Black's special teams from 1997-01. The Louisville, Ky.-native also played in NFL Europe in 2002. Branch began his college career at Iowa State as a running back before transferring to Colorado State, where he ranked third in the nation in scoring (132 points) as a senior. His wife's name is Michele. His brother, Colin, also played defensive back in the NFL for the Carolina Panthers.



ANGELO COIA

Player Personnel


A former NFL standout wide receiver, Angelo Coia is now in his 27th season with the Raiders. Coia, 73, played in the NFL from 1960-66 with Chicago, Washington and Atlanta. He was a member of the Bears 1963 NFL Champions. Coia was a football and track All-American at Northeast High in his native Philadelphia. He attended The Citadel before transferring to USC, where he was an all-conference wide receiver. He has one son.



ZACK CROCKETT

Player Personnel

Zack Crockett is in his third year as a member of the Raiders player personnel department. He played 14 NFL seasons, including eight with the Silver and Black (1999-06). Crockett was a productive, versatile veteran performer as halfback, fullback, short-yardage back and a key member on special teams. Crockett led the team in rushing touchdowns twice. In 2003, he led the Raiders with eight touchdowns while in 2001, he had six. His 35 career rushing touchdowns as a Raider ties him for third place in club history with Mark van Eeghen. Crockett began his NFL career as a third round draft choice of Indianapolis in 1995 and played for the Colts through 1998. During the 1995 AFC Wild Card Game against the San Diego Chargers, where he started in place of the injured Marshall Faulk, Crockett rushed for 147 yards and scored two touchdowns to help the Colts win their first playoff game in 24 years. He also played for the Jacksonville Jaguars in 1998 and culminated his NFL career with brief stints with the Tampa Bay Buccaneers and Dallas Cowboys in 2007. Crockett was a two-year letterman at Florida State after transferring from Hinds Community College. The Pompano Beach, Fla.-native was all-district and all-state at Ely High as two-way performer. His brother, Henri, also played at Florida State and played linebacker in the NFL.



TOM DELANEY

Player Personnel

Tom Delaney is in his 12th year with the Raiders. The Pleasanton, Calif. native holds a math degree from U.C. Davis. Before joining the Raiders, Delaney, 35, worked in asset management and as a financial analyst. His wife's name is Evelyn.



BRUCE KEBRIC

Player Personnel

Bruce Kebric is in his 31st year with the Raiders. He was assistant general manager/player personnel director for the USFL's Oklahoma/Arizona Outlaws from 1983-86. From 1978-83, Kebric worked in player personnel for the Raiders. He spent 1972-77 as director of scouting for the Houston Oilers. Kebric, 66, was an administrative assistant for San Diego from 1968-70. He was an assistant sports information director at Stanford from 1965-66 and a researcher for the NASA Space Center in 1969. Kebric earned a Political Science degree from Stanford and a master's degree from San Diego State. He played basketball at Stanford and coached JV basketball as a senior. He and his wife Liz have two daughters.



JON KINGDON

Player Personnel

Jon Kingdon is in his 33rd year with the Raiders. Kingdon, 58, received his bachelor's degree in English from Oberlin College in Ohio, where he played tight end. In addition, he was sports editor for the school newspaper. He has a master's degree in Sports Administration from the University of Massachusetts. Born in Brooklyn, Kingdon grew up in Roslyn, N.Y. The Kingdon family includes wife Karen, daughter Kelly and son Stephen.



MICKEY MARVIN

Player Personnel

Mickey Marvin is in his 35th year with the Raiders, first as a player and now as a scout. The Hendersonville, N.C. native played 11 seasons (1977-87) at guard for the Raiders, with starts in two Raiders World Championship wins in Super Bowls XV and XVIII. Marvin was a three-year starter at Tennessee and an All-American in 1975. Marvin was an all-state lineman at Hendersonville and Brevard High Schools. Marvin and his wife Lisa, a former Raiderette, have one son and one daughter.



DAVID McCLOUGHAN

Player Personnel



David McCloughan returns to the Raiders, having spent nine years in the Silver and Black's player personnel department from 1996-04. McCloughan spent five seasons as the director of college scouting for the San Francisco 49ers from 2005-09. A native of Loveland, Colo., McCloughan joined his father Kent in the Raiders player personnel department following four seasons in the NFL as a defensive back with Indianapolis, Green Bay and Seattle. He was a four-year letterman and three-year starter at Colorado and led the nation in punt returns as a senior with a 15.9-yard average. He was first team All-Big Eight as a junior and a first team All-Academic pick as a sophomore and a member of the 1990 Colorado National Championship team. He graduated with a degree in Marketing. McCloughan attended Loveland High School, where he lettered in football, baseball and track. McCloughan and his wife JoDee have two sons.

KENT McCLOUGHAN

Player Personnel



Kent McCloughan is in his 46th season with the Raiders, first as a player and now as a scout. The Broken Bow, Neb.-native began scouting in 1972 after retiring. He was a standout cornerback for the Raiders from 1965-70, earning All-AFL honors in 1966 and 1967 and played for the Raiders in Super Bowl II. He attended Nebraska, where he played offense and defense, leading the Big Eight in scoring as a senior. McCloughan, 66, attended Broken Bow High and was all-state in basketball and All-America in both football and track and set a state record in the 220. McCloughan and his wife Elnora have three sons — including David, who played in the NFL, and Scot, both of whom are player personnel executives.



TEDDY ATLAS
PLAYER PERSONNEL



BRAD KAPLAN
PLAYER PERSONNEL



DANE VANDERNAT
PLAYER PERSONNEL

RAIDERS MEDICAL STAFF

The Raider Medical Director is Dr. Warren King. The Raider medical consultants are Dr. Warren J. Strudwick, Dr. Navdeep Singh, Dr. Fred Nicola and Dr. Stephen Corday.

DR. WARREN KING Medical Director



Dr. Warren King, in his 16th year with the Raiders organization, earned his undergraduate degree from the University of Southern California. The Bay Area native completed his residency at the University of Southern California-Los Angeles County Medical Center. Dr. King completed his sports medicine fellowship with the Kerlan-Jobe Orthopedic Group in Inglewood, Calif. Dr. King is presently serving as orthopedic consultant for professional baseball and hockey teams in the Bay Area — the San Francisco Giants and the San Jose Sharks. He was also an orthopedic consultant for the United States Olympic Soccer and the U.S. Rugby teams. Dr. King is presently in practice in the sports medicine department of the Palo Alto Medical Association in the Bay Area. He's a member of the American College of Sports Medicine, National Football League Team Physician's Association, Major League Baseball Team Physician's Society and the National Hockey League Team Physician's Society.

DR. WARREN STRUDWICK Medical Consultant



Dr. Warren Strudwick is in his 16th year with the Raiders organization. Dr. Strudwick completed his undergraduate work at Brown University and received his medical degree from Howard University in Washington, D.C. Dr. Strudwick completed his residency at Stanford and his fellowship in France. Dr. Strudwick is presently in private practice in Oakland specializing in knee and shoulder injuries. Dr. Strudwick has also served as orthopedic consultant for the Golden State Warriors, United States Track and Field Association as well as to the United States Boxing Association and the United States Weightlifting Association. In addition, he was a member of the United States Medical Team for the 1996 Olympic Games in Atlanta. Dr. Strudwick is a member of the Major League Baseball Team Physician's Society and the National Hockey League Team Physician's Society.

DR. NAVDEEP SINGH

Medical Consultant



Dr. Navdeep Singh is in his first season with the Raiders organization. The Bay Area native served an internal medicine residency at the University of Nevada-Reno, followed by fellowship training in pulmonary and critical care medicine at the University of Vermont in Burlington. After subspecialty training, he then joined an academic practice at Allegheny General Hospital in Pittsburgh, where he served as the associate director of the pulmonary and critical care fellowship. He returned to the East Bay in 2009 where he has been in private practice in Castro Valley. He has triple board certification in internal, pulmonary, and critical care medicine, and also practices hyperbaric medicine. He is also a fellow of the American College of Chest Physicians.

DR. FRED NICOLA

Medical Consultant



Dr. Fred Nicola has been associated with the Raiders organization since 1983. The Los Angeles native earned his undergraduate degree from UCLA and received his medical degree from Rush Medical School in Chicago. Dr. Nicola served his residency at UCLA and fellowship at Johns Hopkins Medical Center in Baltimore. He previously served as chief of orthopedic clinical services at Cedars-Sinai. He is presently in private practice in West Los Angeles and is an attending orthopedic surgeon at both Cedars-Sinai and Century City Hospitals in Southern California. Dr. Nicola is a member of the Arthroscopy Association of North America, the National Football League Team Physician's Association and the American Society for Sports Medicine.

DR. STEPHEN CORDAY

Medical Consultant



Dr. Stephen Corday, who joined the Raiders medical staff in 1990, earned both his undergraduate and medical degrees from Stanford University. The Los Angeles native did his residency and fellowship at the UCLA Center for the Health Sciences. Dr. Corday is presently an assistant clinical professor at UCLA. Dr. Corday is also a research scientist and attending physician at both Cedars-Sinai and UCLA Medical Centers. In addition, Dr. Corday conducts a private practice in West Los Angeles.


RAIDERS TRAINERS

H. ROD MARTIN Head Athletic Trainer



Rod Martin is now in his 32nd year with the Raiders organization and 17th as head certified athletic trainer, having joined the Silver and Black as a trainer in 1980 after having served two years as an assistant trainer at the University of Maryland. Before coming to the Raiders, Martin served one year at the University of Kentucky as a graduate assistant trainer. The 59-year-old native of Lawrenceburg, Ky. graduated in 1975 from Morehead State University in Kentucky with a bachelor's degree in Recreation. In 1977, Martin received a master's degree in Education from Morehead State. Martin is a member of the National Athletic Trainers Association. Martin and his wife Donna have two children, Rodman and Jenna.

CHRIS CORTEZ Athletic Trainer



Chris Cortez is in his fifth year as a full-time member of the Raiders athletic training staff. He previously served a summer internship with the Raiders as well as with the Dallas Cowboys. The 2004 Texas State University graduate with a bachelor's degree in Exercise Science with an emphasis in athletic training also interned for a season with the Arena Football League's Austin Wranglers. While earning his master's degree from Oklahoma State, Cortez was a graduate assistant athletic trainer for the men's track and field and cross country teams and received the 2006 Graduate Assistant of the Year Award. The Cortez family includes wife Keely.

SCOTT TOUCHET Athletic Trainer



Scott Touchet is in his 17th season with the Raiders, having completed his master's degree requirements in Certified Athletic Training from the University of Arizona in 1995. Touchet, 41, graduated with a bachelor's degree in Health Education from Lamar University in Beaumont, Texas in 1993, where he also served as a student athletic trainer for the football, baseball, volleyball and basketball teams. A native of Corpus Christi, Texas, Touchet served athletic trainer internships during summer preseason training camp with the Washington Redskins in 1991 and in 1992 with the Dallas Cowboys. Touchet is a member of the National Athletic Trainers Association. The Touchet family includes wife Gloria, daughter Katrice, and sons Jordan and Wyatt.

RAIDERS FOOTBALL STAFF

PETE CARACCIOLO

Football Operations

Pete Caracciolo is in his 14th season with the Raiders. Caracciolo, 35, started with the Raiders video department before moving into football operations in 2004 and also works in player development. He received his bachelor's of science from Springfield College. The Oceanside, N.Y. native and his wife Maggie have two children, Mackenzie and Peter.



MIKE CLARK

Defensive Assistant

Mike Clark is in his second season with The Oakland Raiders. Clark spent the previous five seasons at the University of Texas as a graduate assistant. Clark was a two-year letterman at quarterback at Arkansas State and graduated with a degree in Exercise Science in 2004. The Vallejo, Calif. native attended St. Patrick-St. Vincent High School, where he was a four-year letterman in football and basketball.



TOM JONES

Assistant to Head Coach

Tom Jones is in his fifth year with the Raiders and third in his present capacity. Jones, 28, was a coaches assistant for two seasons before assuming his current role, in which he works directly with Head Coach Hue Jackson organizing day-to-day football operations, player and staff communications and the football calendar. The Bay Area native earned a bachelor's degree in Political Science from Chico State before earning his master's degree in Sport Management at the University of San Francisco in 2007.



BOB LIGASHESKY

Special Teams Assistant

Bob Ligashesky is in his first season with the Silver and Black as special teams assistant. Ligashesky, who owns 26 years of coaching experience, has been an NFL assistant coach for seven seasons after coaching at the collegiate level for 19 years. Ligashesky served as tight ends coach for the Denver Broncos last season after spending the previous six years coaching special teams with Pittsburgh (2007-09), St. Louis (2005-06) and Jacksonville (2004). The native of McKee's Rocks, Penn., was a three-year letterman as a defensive back at Indiana University of Pennsylvania (IUP). Ligashesky and his wife have one child.



DAVE NASH

Video Director

Dave Nash is now in his 27th year with the Raiders. The Kingsport, Tenn. native graduated from El Dorado High School in Placentia, Calif. where he lettered in football as a running back and defensive back and in baseball as an infielder. Nash attended Fullerton College, where he majored in Communications. Nash and his wife Sabrina have five children: Montana, Clint, Chad, Dominic and Alana.



JIM OTTEN

Video Operations

Jim Otten is now in his 26th year with the Raiders. Otten attended Bishop O'Dowd High School in Oakland, lettering three years in baseball. He also played baseball at Chabot College in Hayward as a first baseman and was team captain as a sophomore. His wife Fudgie is also employed by the Raiders.



JOHN OTTEN

Video Operations

John Otten is now in his 43rd year with the Raiders and his 32nd in a fulltime capacity. The 54-year-old Oakland native attended Bishop O'Dowd High School in Oakland. He studied computer data processing at Chabot College and at Cal State Hayward. At Bishop O'Dowd, Otten was a varsity quarterback for three seasons and threw the shot and discus in track. Otten and his wife Suzanne have one son.



BOB ROMANSKI

Equipment Manager

Bob Romanski is now in his 43rd year with the Raiders and 29th in a full-time capacity. Romanski, 49, was a field house aide in 1969 before becoming a full-time equipment assistant in 1980. A graduate of Marina High in his hometown of San Leandro, Romanski and his wife Cecilia have one son, Lucas, and one daughter, Abbey.



RICHARD ROMANSKI

Assistant Equipment Manager


Richard Romanski is in his fifth decade with the Raiders, having joined the organization in 1963. During two years in the Army at Ft. Belvoir, Va., he was a quarterback and later a coach for Al Davis' outstanding service teams. The Milwaukee native was all-league in his final two years at Messmer High in football, hockey, boxing, basketball and baseball. He was inducted into the school Hall of Fame in 2002. He was a Catholic All-America at St. Norbert College and was inducted in the school's Hall of Fame in 1988. He taught and coached at a high school in Milwaukee following his Army tour of duty. Romanski has two daughters and two sons, including Bob, who's the Raiders equipment manager.



ERIC SANDERS

Offensive Assistant

Eric Sanders is in his second season with The Oakland Raiders after coaching linebackers for two years at UC Davis. In 2007, Sanders was a graduate assistant at Utah State. Sanders was involved with the UC Davis program as an undergraduate and after earning his bachelor's degree in Psychology in 2005. From 2003-05, he was the team's video coordinator and assisted in coaching the offensive line in 2006. A native of San Francisco, Sanders traveled to the Far East in 2005 for coaches clinics with the American Football in China Exchange Association.



NICK BEACH
FOOTBALL OPERATIONS



CHRIS DiSANTO
STRENGTH & CONDITIONING
ASSISTANT



DANNY MOLINA
EQUIPMENT ASSISTANT




CHRIS PEARSON
STRENGTH & CONDITIONING
ASSISTANT

RAIDERS BUSINESS STAFF

AMY TRASK Chief Executive


Amy Trask is now in her 24th season with the Raiders. Trask holds a bachelor's degree in Political Science from the University of California at Berkeley and a Juris Doctorate from the University of Southern California. Trask is the club's chief executive and oversees business operations for the Silver and Black.



AIRIKUH ANDERSON
SPONSORSHIP



JOHN ANDREWS
RAIDER IMAGE



FARNOUSH ANSARI
SPONSORSHIP



FRANCISCO ASCENCIO
TICKETS



MARC BADAIN
FINANCE



KRISTI BAILEY
ADMINISTRATION




CARSON BARNES
TICKETS



KRIS BAYLISS
RAIDER IMAGE



JEFF BIRREN
GENERAL COUNSEL




TOM BLANDA
FINANCE/TECHNOLOGY




ROSIE BONE
YOUTH & COMMUNITY
INITIATIVES



MORRIS BRADSHAW
SENIOR ADMINISTRATOR



ESTEBAN CARBAJAL
TICKETS



SARAH CATTANEO
TICKETS



TERESA CETRARO
RAIDER IMAGE



DIMITROUX CHATTMAN
TICKETS



JAY CHESSE
TICKETS



REBECCA CORMAN
INTERNET



VITTORIO DeBARTOLO
BROADCAST




ADAM FELDMAN
TICKETS



SCOTT FINK
BUSINESS &
COMMUNITY INITIATIVES



TESS FOLEY
TICKETS



TONY GONZALES
PHOTOGRAPHY



JAMES HAMBRICK
TICKETS



QIAVA HARPER
TICKETS



JOHN HERRERA
SENIOR EXECUTIVE



BENNY HONG
TECHNOLOGY



COURTNEY JEFFRIES
TICKETS



CHRIS KENYON
TICKETS



ROBERT KINNARD
SPONSORSHIP



WILL KISS
PUBLIC RELATIONS



JERRY KNAAK
INTERNET



JONATHAN MARTINEZ
TICKETS



DONNA MENDOZA
ADMINISTRATION



BRIAN MORAN
RAIDER IMAGE



BRANDI MOUNT
TICKETS



CHERYL NICHOLS
SPECIAL PROJECTS



JIM OTTO
SPECIAL PROJECTS



MARCUS PADILLA
BROADCAST



PANOS PAPPAS
TICKETS



MATTHEW PASCO
TECHNOLOGY




CAROLYN PAUL
ADMINISTRATION



DESIREE PAXTON
TICKETS



RICK PELLUM
TICKETS




DEREK PERSON
FINANCE



BRAD PHINNEY
BROADCAST



RYAN ROBBINS
TICKETS




ANDREW RODRIGUEZ
TICKETS



JEFF ROMANSKI
RAIDER IMAGE




SAMANTHA ROMERO
TICKETS




ADAM SANDA
FINANCE



MARK SHEARER
TICKETS



CHRIS SOTIROPULOS
TICKETS



CALVIN ST. JOHN
TICKETS



ANDREA STAMPS
TICKETS



DANIEL STEIN
TICKETS



MONIKA SWEETWYNE
ADMINISTRATION



KARLA TAI
HUMAN RESOURCES



MIKE TAYLOR
PUBLIC RELATIONS
DIRECTOR



PAUL TAYLOR
RAIDER IMAGE



SHAWN TESTA
TECHNOLOGY



JEANETTE THOMPSON
BROADCAST/RAIDERETTES



MONICA TUCKER
TICKETS



NATHAN VALERIO
RAIDER IMAGE



PAT VALERIO
ADMINISTRATION



DAN VENTRELLE
COUNSEL



ANDRES VILLALOBOS
TICKETS



ED VILLANUEVA
FINANCE



JENNIFER VU
TICKETS



CRYSTAL WILLIAMS
TICKETS



SPENCER WILLIAMS
COMMUNITY INITIATIVES



2011 RAIDERS VETERANS



KHALIF BARNES

69 T

BORN: 4/21/82

6-5 325

RAIDERS: 3

NFL: 7

COLLEGE: WASHINGTON

Jacksonville, 2005-08.

Signed by Raiders as a free agent in March 2009.

PRO: Veteran offensive lineman saw increased action as a key reserve and eligible receiver in second season with the Raiders...Spent four seasons with Jacksonville before joining the Raiders prior to the 2009 season...Has played in 82 career games with 62 starts...**2010:** Saw action in all 16 games, making three starts as an eligible tackle...Had two receptions for eight yards including his first career touchdown catch...(9/19) vs. STL: Saw action at T...(10/31) vs. SEA: Had first career reception for six yards as an eligible tackle...(11/7) vs. KC: Started as an extra offensive lineman...Recorded first career touchdown reception on a two-yard pass from QB Jason Campbell in the third quarter...Scoring reception gave Raiders a 14-13 lead in the game...(12/5) @ SD: Started as an extra offensive lineman...(12/12) @ JAX: Entered game as a reserve on offensive line...**2009:** Saw action in six games with two starts in first season with the Raiders...Inactive for nine contests...(9/27) vs. DEN: Made Raiders debut, playing on special teams...(10/4) @ HOU: Played on special teams...(10/11) @ NYG: Played at T and contributed on special teams...(10/18) vs. PHI: Played at T and on special teams...Helped Raiders total 116 rushing yards...(10/25) vs. NYJ: Made first start of the season at RT...(11/1) @ SD: Started at RT...**2008:** Started all 16 games at LT with Jacksonville...Helped two running backs rank among the AFC's top-20 rushers...(9/21) @ IND: Part of an offensive line that allowed no sacks...Helped RB rush for a season-high 121 yards...(10/12) @ DEN: Helped pave the way for RB to rush for 125 yards and two touchdowns...Pass blocking helped QB throw for 276 yards and a touchdown on 25 completions...(11/9) @ DET: Blocking allowed RBs to rush for a combined 150 yards and three touchdowns...Part of an offensive line that allowed just one sack...(11/23) vs. MIN: Pass blocking helped QB throw for a career-high 317 yards...**2007:** Played in a career-high 16 games with 14 starts...Only Jacksonville offensive lineman to play in all 16 games...Part of an offensive line that allowed only 31 sacks, the third-fewest in team history...Helped QB set single-season franchise records for passer rating (102.2) and highest completion percentage (64.0)...Jaguars ranked second in the NFL with 2,391 rushing yards (149.4 per game), the second-most in team history...Helped pave the way for a 4.7-yard average per rush, which ranked first in the AFC and third in the NFL...Jaguars also led the NFL with six rushes of 50-plus yards and ranked second with 68 rushes of 10-plus yards...(9/23) @ DEN: Suffered ankle injury in the second quarter...(10/7) @ KC: Played only on FG/PAT unit due to ankle injury...(10/14) vs. HOU: Blocked for running game that produced 244 yards on 26 carries (9.4), the highest single-game average in franchise history...Member of an offensive line that didn't allow a sack in consecutive games for the first time in franchise history...Also accomplished the feat on (12/9) vs. CAR and (12/16) @ PIT...**Postseason:** (1/5/08) @ PIT: Started AFC Wild Card Game at left tackle...(1/12/09) @ NE: Starter in AFC Divisional Playoff Game...**2006:** Started 15 games at left tackle...Helped Jaguars set a single-season franchise record with 2,541 rushing yards (158.8 per game)...Helped pave the way for a franchise record 5.0-yard rushing average...Part of an offensive line that allowed only 30 sacks, the second-fewest in team history...(11/12) vs. HOU: Inactive, ending a streak of 20 consecutive starts...(12/10) vs. IND: Part of an offensive line that led Jaguars to a franchise-record 375 rushing yards, one of two 200-yard rushing games on the season...**2005:** Played in 13 games with 12 starts at left tackle as a rookie...Did not allow a sack in his first 11 starts...**Postseason:** (1/7/06) @ NE: Started in the AFC Wild Card Game...

Played the entire second half with a broken leg...Selected by the Jaguars in the second round (52nd overall) of the 2005 NFL Draft.

COLLEGE: Started at both right and left tackle at Washington...Moved from defensive tackle as a redshirt freshman...Allowed just three sacks in final two seasons...Anchored offensive line at left tackle for the first five games of senior season before fracturing his wrist...An All-Pac-10 Conference honorable mention selection as a junior at left tackle...Criminal Justice major.

PERSONAL: Attended Mount Miguel (Spring Valley, Calif.) High School...Recorded 120 tackles and nine sacks as a defensive lineman as a senior...Member of the San Diego Union-Tribune's All-Academic first team...Named all-league and All-CIF in 1998 and 1999...Voted the conference's defensive most valuable player...Also lettered in basketball...Sister, Ijlal, played basketball at San Diego State and brother, Ahmad, played football at Texas Southern.



MICHAEL BENNETT

32 RB

BORN: 8/13/78

5-9 205

RAIDERS: 2

NFL: 11

COLLEGE: WISCONSIN

Minnesota, 2001-05; Kansas City, 2006-07; Tampa Bay, 2007-08; San Diego, 2008-09.

Signed by Raiders as a free agent in May 2010.

PRO: Former Pro Bowl running back enters 11th NFL season, second with Raiders...Career totals include 3,703 rushing yards on 842 carries (4.4 avg.) and 13 touchdowns in 107 career games...Also has 159 career receptions for 1,294 yards and six touchdowns...Earned Pro Bowl selection after rushing for 1,296 yards with Minnesota in 2002...**2010:** Saw action in seven games in first season with the Raiders...Inactive for nine contests...Totaled eight tackles on special teams...(9/12) @ TEN: Made Raiders debut in season opener...Rushed once for six yards...Had two receptions for nine yards...(9/19) vs. STL: Led team with two special teams tackles...(9/26) @ AZ: Had two tackles on special teams...(12/26) vs. IND: Recorded a game-high three special teams tackles...(1/2/11) @ KC: Rushed once for five yards...Had a tackle on special teams...**2009:** Played in six games with the San Diego Chargers...Rushed for 65 yards on 23 carries...Also had six receptions for 65 yards (10.8)...(1/3/10) vs. WAS: Played in 100th career game...Had four receptions for 62 yards, including a season-long 33-yard catch...**2008:** Signed with San Diego, but did not play after seeing action in five games with Tampa Bay...(10/12) vs. CAR: Had five carries for 11 yards...**2007:** Split the season between Kansas City and Tampa Bay...Played in 14 games with one start...Rushed for 189 yards on 41 carries and one touchdown in eight games with the Buccaneers...(10/28) vs. JAX: Started 50th career game at RB...Had a 19-yard touchdown run...(12/16) vs. ATL: Rushed for a season-high 65 yards on 10 carries (6.5), including a 28-yard run...(12/30) vs. CAR: Had a 23-yard touchdown reception...**Postseason:** (1/6/08) vs. NYG: Saw action in NFC Divisional Playoff Game...**2006:** Played in 11 games with Kansas City...Rushed for 200 yards on 36 carries (5.6)...Also had nine receptions for 77 yards...(11/23) vs. DEN: Rushed twice for 56 yards, including a season-long 41-yard run...(12/3) @ CLE: Had four receptions for 33 yards...**Postseason:** (1/6/07) @ IND: Had a 12-yard reception in AFC Wild Card Game...**2005:** Played in all 16 games with six starts in final season with Minnesota...Rushed 126 times for 473 yards and three touchdowns...Caught 27 passes for 124 yards and two scores...(11/6) vs. DET: Rushed for 106 yards on 18 carries (5.9)...Had a long run of 31 yards...Also caught a five-yard touchdown pass...(12/4) @ DET: Totaled 79 rushing yards on a season-high 22 carries with one touchdown...Also caught a five-yard touchdown pass...(12/11) vs. STL: Carried the ball 18 times for 70 yards and one touchdown...(1/1/06) vs. CHI: Broke off a 61-yard touchdown run...Totaled 82 rushing yards on six carries (13.7)...**2004:** Saw action in 11 games with seven starts...Accumulated 276 yards on 70 carries with one touchdown...Also had 21 receptions for 207 yards and one touchdown...(10/31) vs. NYG: Had a 10-yard touchdown run...Registered a career-high six receptions for 18 yards...(12/19) @ DET: Rushed 13 times for

51 yards...Also totaled three receptions for 51 yards (17.0), including a 30-yard catch...(12/24) vs. GB: Set season highs with 92 rushing yards on 17 carries (5.4)...Also had three catches for 67 yards (22.3), including a 38-yard touchdown reception...**Postseason:** (1/9/05) @ GB: Made postseason debut, starting at RB in NFC Wild Card Game...Carried the ball nine times for 31 yards...(1/16/05) @ PHI: Started at RB in NFC Divisional Playoff Game...Rushed for 37 yards on eight carries...**2003:** Played in eight games with seven starts...Missed first half of the season due to injury...Totaled 447 rushing yards on 90 carries (5.0) and one touchdown...Also had 12 receptions for 132 yards (11.0)...(11/16) @ OAK: Hauled in two passes for 59 yards including a season-long 40-yard reception on a screen pass...(11/23) vs. DET: Had 15 carries for 73 yards and one touchdown...Scored on a 25-yard run...(11/30) @ STL: Totaled 98 yards on 14 carries (7.0)...Had a season-long 28-yard run...(12/7) vs. SEA: Set season highs with 25 carries for 103 yards...Added two receptions for 12 yards...**2002:** Earned Pro Bowl bid after establishing career highs with 1,296 rushing yards on 255 carries (5.1) and five touchdowns...Rushing total marked the second highest in franchise history...Added 37 receptions for 351 yards (10.3)...Ranked third in the NFC with 1,647 yards from scrimmage...Posted four straight 100-yard rushing games...Started all 16 games at RB...(9/29) @ SEA: Carried the ball 15 times for 91 yards (6.1), including a 22-yard run...(10/13) vs. DET: Totaled 68 yards on 16 carries...Also had four receptions for 70 yards (17.5), including a 45-yard touchdown...(10/27) vs. CHI: Rushed for 106 yards on a career-high 29 carries...Matched a career high with six receptions for 30 yards...(11/3) @ TB: Ran for 114 yards on just 10 carries (11.4)...Scored on a career-long 85-yard touchdown run...Rushing average was the third highest single-game mark in franchise history...(11/10) vs. NYG: Rushed for a career-high 167 yards on 15 carries (11.1)...Broke off a 78-yard touchdown run...Yardage total was the second most in Vikings history...(11/17) vs. GB: Posted fourth straight 100-yard rushing effort...Registered 130 rushing yards on 20 carries (6.5)...Had a 62-yard run...(12/1) vs. ATL: Carried the ball 18 times for 86 yards and a touchdown...(12/8) @ GB: Notched fifth 100-yard rushing game of the season...Totaled 120 yards on 19 carries (6.3)...(12/15) @ NO: Registered three receptions for 61 yards (20.3), including a 35-yard catch...(12/29) @ DET: Rushed for 82 yards on 19 carries...Caught three passes for 31 yards (10.3)...**2001:** Started 13 games as a rookie...Totaled 682 rushing yards on 172 carries...Also had 29 receptions for 226 yards and one touchdown...(9/9) vs. CAR: Made NFL debut and first career start at RB...Rushed for 37 yards on 11 carries...(11/25) vs. CHI: Registered 75 yards on 12 carries (6.3)...(12/2) @ PIT: Had a career-long 80-yard touchdown reception...(12/9) vs. TEN: Posted first career 100-yard rushing game...Totaled 113 yards on 16 carries (7.1) with two touchdowns...Scored on a 31-yard touchdown run...(12/30) @ GB: Registered 104 rushing yards on 25 carries...Had a 23-yard run...Selected by the Vikings in the first round (27th overall) of the 2001 NFL Draft.

COLLEGE: Played 23 games at Wisconsin, totaling 1,979 yards on 367 carries (5.4 avg.) with 15 touchdowns...Member of three Big Ten title teams...Started 11 games as a junior, rushing 310 times for 1,681 yards, the third-highest single season total in Badgers history...Rushed for 100 or more yards in eight of 11 games...Played in 12 games as a sophomore, recording 57 carries for 298 yards (5.2) with four touchdowns and one reception for 29 yards...Won the Big Ten track & field indoor 60-meter and 200-meter titles and the outdoor 100-meter and 200-meter titles in 2000...Named Big Ten track & field indoor Athlete of the Year in 2000...Consumer Science major.

PERSONAL: All-state selection at Milwaukee Tech (Wisc.) High School...Ranked as the top player in Wisconsin as a senior by USA Today...Rushed for 4,200 yards and had 20 interceptions...Set state records in the 100-meter and 200-meter dashes during the 1998 state meet...Ranked second nationally among high school athletes in the 100 and 200 meters according to Track & Field News...Uncle, Tony Bennett, was an NFL linebacker, playing for Indianapolis and Green Bay.

| YEAR | TEAM | GP | GS | RUSHING | | | | | LG | TD | RECEIVING | | | | |
|-------------------|-------|------------|-----------|------------|--------------|------------|-----------|-----------|------------|--------------|------------|-----------|----------|----|----|
| | | | | ATT | YDS | AVG | | | | | NO | YDS | AVG | LG | TD |
| 2001 | MIN | 13 | 13 | 172 | 682 | 4.0 | 31 | 2 | 29 | 226 | 7.8 | 80 | 1 | | |
| 2002 | MIN | 16 | 16 | 255 | 1,296 | 5.1 | 85 | 5 | 37 | 351 | 9.5 | 45 | 1 | | |
| 2003 | MIN | 8 | 7 | 90 | 447 | 5.0 | 28 | 1 | 12 | 132 | 11.0 | 40 | 0 | | |
| 2004 | MIN | 11 | 7 | 70 | 276 | 3.9 | 25 | 1 | 21 | 207 | 9.9 | 38 | 1 | | |
| 2005 | MIN | 16 | 6 | 126 | 473 | 3.8 | 61 | 3 | 27 | 124 | 4.6 | 20 | 2 | | |
| 2006 | KC | 11 | 0 | 36 | 200 | 5.6 | 41 | 0 | 9 | 77 | 8.6 | 14 | 0 | | |
| 2007 | KC/TB | 14 | 1 | 61 | 241 | 4.0 | 28 | 1 | 15 | 101 | 6.7 | 23 | 1 | | |
| 2008 | TB/SD | 5 | 0 | 7 | 12 | 1.7 | 4 | 0 | 1 | 2 | 2.0 | 2 | 0 | | |
| 2009 | SD | 6 | 0 | 23 | 65 | 2.8 | 14 | 0 | 6 | 65 | 10.8 | 33 | 0 | | |
| 2010 | OAK | 7 | 0 | 2 | 11 | 5.5 | 6 | 0 | 2 | 9 | 4.5 | 6 | 0 | | |
| NFL TOTALS | | 107 | 50 | 842 | 3,703 | 4.4 | 85 | 13 | 159 | 1,294 | 8.1 | 80 | 6 | | |

CAREER SINGLE GAME HIGHS

Rushing Attempts: 29 (10/27/02) vs. CHI*

Rushing Yards: 167 (11/10/02) vs. NYG*

Rushing Touchdowns: 2 (12/9/01) vs. TEN*

Longest Rush: 85 (11/3/02) @ TB*


Receptions: 6, three times, last (10/31/04) vs. NYG*

Receiving Yards: 80 (12/2/01) @ PIT*

Receiving Touchdowns: 1, six times, last (12/30/07) vs. CAR**

* — with Minnesota

** — with Tampa Bay



DARRYL BLACKSTOCK 56 LB

BORN: 5/30/83

6-3 245

RAIDERS: 1

NFL: 5

COLLEGE: VIRGINIA

Arizona, 2005-07; Cincinnati, 2008; Florida (UFL), 2010.

Signed by Raiders as a free agent in August 2010.

PRO: Athletic linebacker is in first season with the Silver and Black... Played four years in the NFL with Arizona (2005-07) and Cincinnati (2008)... Has played in 58 career games with six starts, totaling 64 tackles (47 solo), four sacks, two forced fumbles and one pass defended... **2010:** Played with the Florida Tuskers of the United Football League (UFL)... **2009:** In training camp with the Cincinnati Bengals... **2008:** Played in 12 games with four starts with Cincinnati... Made one start at LB and three at DE... Recorded 20 tackles (10)... (9/14) vs. TEN: Started at LB... Recorded three tackles (two)... (12/7) @ IND: Started at DE... Registered a career-high five tackles (four)... **2007:** Played in all 16 games in final season with Arizona... Recorded career-highs with 21 tackles (17) and three sacks... (9/16) vs. SEA: Forced a fumble... (10/7) vs. STL: Recorded a season-high four solo tackles... (11/11) vs. DET: Notched first career sack... Totaled two tackles (one)... (11/18) @ CIN: Posted a sack in second straight game... (12/2) vs. CLE: Registered third sack of the season... (12/30) vs. STL: Matched a season-high with four tackles (two)... **2006:** Played in 16 games with one start... Logged 11 total tackles... Recorded a pass defended... (9/10) vs. SF: Recorded three solo tackles in season-opener... (10/22) @ OAK: Credited with first career pass defended... (10/29) @ GB: Posted a season-high four solo tackles... **2005:** Saw action in 14 games with one start as a rookie... (9/11) @ NYG: Made NFL debut... Recorded one tackle... (11/20) @ STL: Made first career start... Recorded four solo tackles including first career sack... Also credited with a forced fumble... Selected by the Cardinals in the third round (95th overall) of the 2005 NFL Draft.

COLLEGE: Played three seasons at Virginia...Saw action in 39 games with 38 starts...Led the Atlantic Coast Conference in sacks (11) as a junior and was named second team All-ACC... Named Freshman Defensive Player of the Year in 2001 by College Football News...General Studies major.

PERSONAL: Attended Heritage (Newport News, Va.) High School...Logged 29 sacks as a senior, leading team to a 14-0 record and a state championship...Married with two children.

| YEAR | TEAM | GP | GS | SACKS | YDS | INT | YDS | FF | FR | PD |
|-------------------|------|-----------|----------|------------|-------------|----------|----------|----------|----------|----------|
| 2005 | AZ | 14 | 1 | 1.0 | 9.0 | 0 | 0 | 1 | 0 | 0 |
| 2006 | AZ | 16 | 1 | 0.0 | 0.0 | 0 | 0 | 0 | 1 | 1 |
| 2007 | AZ | 16 | 0 | 3.0 | 22.0 | 0 | 0 | 1 | 1 | 0 |
| 2008 | CIN | 12 | 4 | 0.0 | 0.0 | 0 | 0 | 0 | 0 | 0 |
| 2009 | DNP | - | - | - | - | - | - | - | - | - |
| 2010 | DNP | - | - | - | - | - | - | - | - | - |
| NFL TOTALS | | 58 | 6 | 4.0 | 31.0 | 0 | 0 | 2 | 2 | 1 |

CAREER SINGLE GAME HIGHS

Tackles: 5 (2/7/08) @ IND**


Sacks: 1, four times, last (12/2/07) vs. CLE*

Forced Fumbles: 1, twice, last (9/16/07) vs. SEA*

Passes Defensed: 1 (10/22/06) @ OAK*

* — with Arizona

** — with Cincinnati



SHAUN BODIFORD

10 WR

BORN: 5/4/82

5-11 185

RAIDERS: 2

NFL: 5

COLLEGE: PORTLAND STATE

Detroit, 2006; Green Bay, 2006-07.

Signed by Raiders as a free agent in November 2009.


PRO: Receiver with NFL experience has spent parts of the past two seasons on the Raiders practice squad...**2010:** Signed to Raiders practice squad on 9/5 and remained for the duration of the season... **2009:** Spent training camp with the New York Giants...Signed to Raiders practice squad on 11/4...Did not see time on the active roster...**2008:** Placed on Injured Reserve during training camp with Green Bay...**2007:** Played in six games with the Packers, making first career reception for 13 yards and returning two kickoffs for 41 yards...Released by Green Bay following training camp, but re-signed after a brief stint on Washington's active roster...(12/30) vs. DET: Made first career reception for 13 yards...**2006:** Played in six games as a rookie, three each with Green Bay and Detroit...Totaled five kickoff returns for 81 yards and six punt returns for 25 yards with the Packers...Made three tackles on special teams...(10/1) @ STL: Made NFL debut with Detroit...Signed by the Lions as an undrafted rookie free agent.

COLLEGE: Played two seasons at Portland State...Started all 22 games, making at least one catch in every game...Totaled 91 receptions for 1,132 yards and 10 touchdowns...Returned 48 kickoffs for 1,091 yards...Named first team All-Big Sky Conference as a senior...Led Vikings with 51 receptions and 545 yards with five touchdowns...Returned 30 kickoffs for 724 yards, averaging 24.1 yards per return...Had 13 touchdowns in 110 total touches receiving and rushing...A team captain...Originally signed with Portland State out of high school but first attended Butte (Calif.) Junior College for two years...Communications Studies major.

PERSONAL: Lettered in football and track at Federal Way (Wash.) High School...Named team's offensive player of the year as a senior...Rushed for 970 yards and 12 touchdowns on 133 carries to earn second team All-League honors...Also named All-League as a cornerback with 65 tackles, 10 passes defended and five interceptions.

| RECEIVING | | | | | | | | |
|------------|--------|----|----|----|-----|------|----|----|
| YEAR | TEAM | GP | GS | NO | YDS | AVG | LG | TD |
| 2006 | DET/GB | 6 | 0 | 0 | 0 | 0.0 | 0 | 0 |
| 2007 | WAS/GB | 6 | 0 | 1 | 13 | 13.0 | 13 | 0 |
| 2008 | GB | - | - | - | - | - | - | - |
| 2009 | DNP | - | - | - | - | - | - | - |
| 2010 | DNP | - | - | - | - | - | - | - |
| NFL TOTALS | | 12 | 0 | 1 | 13 | 13.0 | 13 | 0 |

| PUNT RETURNS | | | | | | | KICKOFF RETURNS | | | | | |
|--------------|--------|----|----|-----|-----|----|-----------------|----|-----|------|----|----|
| YEAR | TEAM | NO | FC | YDS | AVG | LG | TD | NO | YDS | AVG | LG | TD |
| 2006 | DET/GB | 6 | 1 | 25 | 4.2 | 16 | 0 | 5 | 81 | 16.2 | 22 | 0 |
| 2007 | WAS/GB | 0 | 0 | 0 | 0.0 | 0 | 0 | 2 | 41 | 20.5 | 22 | 0 |
| 2008 | GB | - | - | - | - | - | - | - | - | - | - | - |
| 2009 | DNP | - | - | - | - | - | - | - | - | - | - | - |
| 2010 | DNP | - | - | - | - | - | - | - | - | - | - | - |
| NFL TOTALS | | 6 | 1 | 25 | 4.2 | 16 | 0 | 7 | 122 | 17.4 | 22 | 0 |



KYLE BOLLER

BORN: 6/17/81

6-3 220

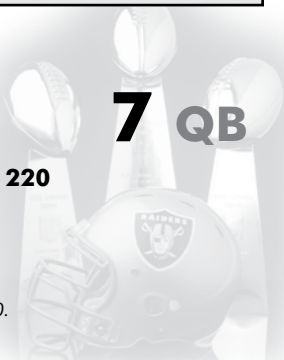
RAIDERS: 2

NFL: 9

COLLEGE: CALIFORNIA

Baltimore, 2003-08; St. Louis, 2009.

Signed by Raiders as a free agent in April 2010.



PRO: Veteran quarterback and former first round draft pick enters ninth NFL season, second with Raiders...Has played in 65 career games with 46 starts in eight seasons with Baltimore, St. Louis and Oakland...Career totals include 8,770 yards on 846 for 1,491 passing and 48 touchdowns...Left Baltimore as the all-time passing leader in franchise history with 746 completions, 1,311 attempts and 7,846 passing yards...**2010:** Saw action in five games as a reserve...Inactive as third QB for six games...(10/24) @ DEN: Saw first action as a Raider, rushing six times for 11 yards...(12/5) @ SD: Briefly entered game in place of injured QB Jason Campbell...(12/12) @ JAX: Saw action in a reserve role, completing one of three passes for 20 yards with an interception...Had a 20-yard completion to TE...(12/19) vs. DEN: Played briefly but did not attempt a pass...(1/2/11) @ KC: Entered game and completed only pass attempt for five yards...**2009:** Totaled 899 yards on 98 for 176 passing and three touchdowns with St. Louis...Played in seven games with four starts...(9/27) vs. GB: Made Rams debut, completing 16 of 31 pass attempts for 164 yards and two touchdowns...Also rushed for 31 yards on four carries...(10/4) @ SF: Started at QB...Totaled 108 yards on 13 for 24 passing...(10/11) vs. MIN: Completed 20 of 31 attempts for 209 yards...(11/29) vs. SEA: Started at QB...Set career highs by completing 28 of 46 attempts...Passed for 282 yards and a touchdown...(12/6) @ CHI: Started at QB...Passed for 113 yards, completing 17 of 32...**2008:** Placed on Injured Reserve by Baltimore during the preseason...**2007:** Saw action in 12 games with eight starts for the Ravens...Completed 168 of 275 passes for a career-best 61.1 completion percentage...Passed for 1,743 yards and nine touchdowns...Also rushed 19 times for 89 yards...(9/16) vs. NYJ: Completed 23 of 35 passes

for 185 yards and two touchdowns...Posted a 97.9 QB rating...(10/14) vs. STL: Totaled 184 yards on 18-for-30 passing...Piloted six scoring drives in a Baltimore win...(11/18) vs. CLE: Started at QB, completing 22 of 41 passes for 279 yards and one touchdown...(12/3) vs. NE: Posted a 105.3 QB rating...Completed 15 of 23 passes for 210 yards and two touchdowns...(12/16) @ MIA: Tossed a touchdown pass for the fifth straight game...Totaled 159 yards on 10-for-19 passing...**2006:** Played in five games...Was 33 of 55 passing for 485 yards and five touchdowns...Posted a career-best 104.0 QB rating...(9/10) @ TB: Saw action but did not attempt a pass in season opener...(10/15) vs. CAR: Entered game for an injured Steve McNair and completed 17 of 31 passes for 226 yards and three touchdowns...Also rushed six times for 27 yards...Had a 62-yard touchdown pass, which marked the third longest of his career...(11/26) vs. PIT: Completed all three pass attempts for 21 yards...(12/17) vs. CLE: Posted a 112.8 QB rating, passing for 238 yards and two touchdowns...Completed 13 of 21 attempts...Had a career-long 77-yard touchdown pass and a 42-yard completion to set up a Ravens field goal...**2005:** Started nine games, missing seven contests due to an injury suffered in the season opener...Totaled 1,799 yards on 171-for-293 passing and 11 touchdowns...Inactive from 9/18-11/6...Named FedEx Air NFL Player of the Week for his performance (12/25) vs. MIN...Also rushed 23 times for 66 yards and one touchdown...(9/11) vs. IND: Was 15 of 23 passing for 141 yards...(11/13) @ JAX: Returned to starting lineup, completing 19 of 33 attempts for 142 yards...(11/20) vs. PIT: Completed 21 of 36 attempts for 163 yards and one touchdown...Also rushed six times for 17 yards...Led Ravens on four scoring drives...(11/27) @ CIN: Was 18 of 32 passing for 211 yards and three touchdowns...Completed 14 passes for 174 yards and all three scores in the second half...(12/4) vs. HOU: Totaled 198 yards on 17-for-33 passing...Guided an eight-play, 67-yard drive that led to a game-winning field goal near the end of regulation...(12/19) vs. GB: Completed 19 of 27 attempts for 253 yards and three touchdowns...Posted a career-high 136.8 QB rating...(12/25) vs. MIN: Named FedEx Air NFL Player of the Week after passing for 289 yards and three touchdowns...Completed 24 of 34 attempts and posted a 113.5 QB rating...Set a career high with a 70.6 completion percentage...Led Ravens on touchdown drives of 73, 75 and 79 yards...Had touchdown passes of 39 and 47 yards...**2004:** Started all 16 games, becoming first Ravens QB since 1996 to start every regular season game...Established career highs by completing 258 of 464 attempts for 2,559 yards and 13 touchdowns...Also rushed 53 times for 189 yards and one touchdown...Set franchise record with a 2.4 interception percentage...(9/26) @ CIN: Totaled 126 yards and one touchdown on 11-for-18 passing...Ran for his first career rushing touchdown in the second quarter...(10/4) vs. KC: Posted a 108.5 QB rating...Completed 10 of 17 attempts for 154 yards and a touchdown...(11/14) @ NYJ: Was 19-for-33 passing for 213 yards and two touchdowns...Completed passes to eight different receivers...Rushed twice for five yards...(11/21) vs. DAL: Was 23 of 34 passing for 232 yards and two touchdowns...Marked second straight game with two touchdown passes...(12/12) vs. NYG: Set a career high with four touchdown passes...Completed 18 of 34 attempts for 219 yards...**2003:** Saw action in 11 games as a rookie, starting the first nine games...Season totals included 1,260 yards on 116 of 224 attempts and seven touchdowns...Also rushed 30 times for 62 yards...Inactive due to injury from 11/16-12/14...(9/7) @ PIT: Made his NFL debut and first career start...Completed 22 of 43 passing for 152 yards and a touchdown...Also rushed five times for 14 yards...First career touchdown pass was a 5-yard strike...(9/14) vs. CLE: Went seven for 17 passing for 78 yards...(10/19) @ CIN: Set a career high with 302 yards on 15 of 27 passing and two touchdowns...Had a career-long 73-yard touchdown pass in the fourth quarter...Became just the fourth Ravens QB to pass for 300 or more yards in a game...Selected by the Ravens in the first round (19th overall) of the 2003 NFL Draft.

COLLEGE: Had a breakout senior campaign at California, completing 225 of 421 passes for 2,815 yards, 28 touchdowns and 10 interceptions for a 126.8 QB rating...Started every game, with only former Raider Pat Barnes (3,499) throwing for more yards in a season and more touchdown passes (31) in a season...Had an outstanding game against Washington, going 13 of 24 passing for 266 yards and five touchdowns, which ranked third on the school's game record list...Also tossed five touchdowns against Arizona State...In 42 games, completed 622 of 1,301 passes for 7,980 yards, 64 touchdowns and 48 interceptions...Finished college career ranked second in California program history in passing yards...His 64 touchdowns topped the previous school career record of 54 set by Barnes (1993-96)...Gained 7,811 yards in total offense, the second best total in school annals...All-Pac 10 second team selection as a senior...Named California's Of-

fensive MVP...Academic All-Pac 10 honorable mention as a junior...Recipient of the team's Ken Cotton Award (most courageous) and the Frank Schlessinger Coaches Award (athletic, academic excellence and community service)...Finished season in seventh place on the Bears career passing list with 5,147 yards...Carried the ball 77 times for 191 yards (2.5) and a score...American Studies major with emphasis in Education.

PERSONAL: Earned California State Player of the Year honors after an outstanding 1998 season at Hart (Newhall, Calif.) High School...Led Hart to the Southern Section Division IV title with a 13-1 record...Passed for a single season state record of 4,838 yards, including 59 touchdowns (second most in California history) and just three interceptions his senior season, en route to earning the California State Player of the Year Award...Ended the season completing 290 of 454 passes (63.9)...Considered the best prospect to emerge from the San Fernando Valley since John Elway (Granada Hills High School) in the late 1970s...Rated the No. 1 QB prospect in the nation by PrepStar and was that publication's national Offensive Co-Player of the Year...SuperPrep Far West Offensive Player of the Year, ranking as the region's No. 1 overall prospect in the West...Earned Parade All-American honors...Member of the Long Beach Press-Telegram "Best in the West" team...Started at safety as a junior...Played defense the last few games of the 1998 season, registering a crucial interception in the final minute of the section championship game...Father, Bob Boller, is a former nationally-ranked high jumper who cleared the seven-foot barrier.

| PASSING | | | | | | | | | | | | |
|-------------------|------|-----------|-----------|--------------|------------|-------------|--------------|------------|-----------|-----------|-----------|-------------|
| YEAR | TEAM | GP | GS | ATT | CMP | PCT | YDS | YDS/ATT | TD | INT | LG | RATING |
| 2003 | BAL | 11 | 9 | 224 | 116 | 51.8 | 1,260 | 5.6 | 7 | 9 | 73 | 62.4 |
| 2004 | BAL | 16 | 16 | 464 | 258 | 55.6 | 2,559 | 5.5 | 13 | 11 | 57 | 70.9 |
| 2005 | BAL | 9 | 9 | 293 | 171 | 58.4 | 1,799 | 6.1 | 11 | 12 | 47 | 71.8 |
| 2006 | BAL | 5 | 0 | 55 | 33 | 60.0 | 485 | 8.8 | 5 | 2 | 77 | 104.0 |
| 2007 | BAL | 12 | 8 | 275 | 168 | 61.1 | 1,743 | 6.3 | 9 | 10 | 53 | 75.2 |
| 2008 | BAL | - | - | - | - | - | - | - | - | - | - | - |
| 2009 | STL | 7 | 4 | 176 | 98 | 55.7 | 899 | 5.1 | 3 | 6 | 35 | 61.2 |
| 2010 | OAK | 5 | 0 | 4 | 2 | 50.0 | 25 | 6.3 | 0 | 1 | 20 | 30.2 |
| NFL TOTALS | | 65 | 46 | 1,491 | 846 | 56.7 | 8,770 | 5.9 | 48 | 51 | 77 | 70.4 |

| RUSHING | | | | | | |
|-------------------|------|------------|------------|------------|-----------|----------|
| YEAR | TEAM | ATT | YDS | AVG | LG | TD |
| 2003 | BAL | 30 | 62 | 2.1 | 15 | 0 |
| 2004 | BAL | 53 | 189 | 3.6 | 19 | 1 |
| 2005 | BAL | 23 | 66 | 2.9 | 9 | 1 |
| 2006 | BAL | 22 | 34 | 1.5 | 10 | 0 |
| 2007 | BAL | 19 | 89 | 4.7 | 15 | 0 |
| 2008 | BAL | - | - | - | - | - |
| 2009 | STL | 13 | 76 | 5.8 | 16 | 0 |
| 2010 | OAK | 7 | 18 | 2.6 | 15 | 0 |
| NFL TOTALS | | 167 | 534 | 3.2 | 19 | 2 |

CAREER SINGLE GAME HIGHS

Passing Attempts: 46 (11/29/09) vs. SEA**

Passing Completions: 28 (11/29/09) vs. SEA**

Passing Yards: 302 (10/19/03) @ CIN*

Passing Touchdowns: 4 (12/12/04) vs. NYG*

Longest Completion: 77 (12/17/06) vs. CLE*

Rushing Attempts: 9 (12/17/06) vs. CLE*

Rushing Yards: 34 (9/19/04) vs. PIT*

Longest Rush: 19 (9/26/04) @ CIN*

Rushing Touchdowns: 1, twice, last (12/4/05) vs. HOU*

* — with Baltimore

** — with St. Louis



KEVIN BOSS

87 TE

BORN: 1/11/1984

6-6

255

RAIDERS: 1

NFL: 5

COLLEGE: WESTERN OREGON

NY Giants, 2007-2010.

Signed by Raiders as a free agent in August 2011.

PRO: Physical tight end enters fifth NFL season, first with the Raiders...Has played in 58 games, making 45 career starts...Career totals include 119 receptions for 1,600 yards and 18 touchdowns...**2010:** Saw action in 15 games with 13 starts in final season with Giants...Contributed significantly to the offense, finishing the season with 35 total receptions, 531 total receiving yards, five touchdowns and an average of 15.2 yards per reception...(9/12) vs. CAR: Had one reception for 11 yards in a 31-18 win against the Panthers...(9/26) vs. TEN: Had a career-long 54-yard reception and finished the game with three receptions and a career-high 88 yards...(10/3) vs. CHI: Caught one pass for 11 yards...(10/10) @ HOU: Contributed with four catches and 40 yards including a game-long reception of 19 yards in a win...(10/17) vs. DET: Brought in two receptions for 27 yards...(10/25) @ DAL: Caught one pass for 23 yards...(11/7) @ SEA: Caught two passes for 15 yards and was effective in the red zone bringing in a touchdown...(11/14) vs. DAL: Had a season-high five receptions for 81 yards, including a 35-yard touchdown catch...(11/21) @ PHI: Posted two catches for a total of 22 yards...(11/28) vs. JAX: Played a big role with three receptions and 74 yards, including a 32-yard touchdown...(12/5) vs. WAS: Had two receptions for 28 yards...(12/13) @ MIN: Scored a touchdown with four total receptions for 23 yards...(12/19) vs. PHI: Had a 36-yard reception and a touchdown, along with four receptions against the Eagles...(1/2/11) @ WAS: Brought in two receptions for 29 yards in a three-point victory against the Redskins...**2009:** Started all 15 games in which he played for the second straight year...Had his most productive season in the league for the Giants, establishing a career-high with 42 receptions for a total of 567 yards and five touchdowns...(9/13) vs. WAS: Caught three passes for 62 total yards in opener...(9/21) @ DAL: Posted a catch for 13 yards in a two-point win...(9/27) @ TB: Caught two passes for 27 yards in a shutout win...(10/4) @ KC: Propelled Giants to a 4-0 start by catching four passes totaling 41 yards...(10/11) vs. OAK: Inactive due to injury...(10/18) @ NO: Had one reception for 18 yards...(10/25) vs. ARI: Caught a 25-yard pass and contributed three total receptions for 35 yards...(11/1) @ PHI: Scored a touchdown, caught a 30-yard pass, and totaled 70 yards receiving...(11/8) vs. SD: Had two receptions and a touchdown...(11/22) vs. ATL: Caught five passes for a season-high 76 yards and touchdowns of 28 and four yards, posting his first multiple touchdown game...Became first Giants tight end with two scores in a game since 2006...(11/26) @ DEN: Recorded two catches for 22 yards...(12/6) vs. DAL: Took a lateral from QB and ran 16 yards on his first career rushing attempt...Caught a pass for 10 yards...(12/13) vs. PHI: Scored a touchdown, along with a season-high seven receptions and 70 yards...(12/21) @ WAS: Produced three receptions for 57 yards including a 35-yard catch...(12/27) vs. CAR: Assisted the Giants with a 49-yard outing and five total receptions...**2008:** Started all 15 games in which he played...Finished with a team-high six touchdown receptions...Totalled 33 receptions for 384 yards...Helped Giants offense set a franchise record with 2,518 rushing yards and an average of 5.0 yards per carry...(9/21) vs. CIN: Had three receptions for 51 yards and a touchdown...(10/26) @ PIT: Had four catches for 34 yards and a touchdown...(11/2) vs. DAL: Totalled three receptions for 30 yards including a 13-yard touchdown...(11/9) @ PHI: Hauled in a season-high six passes for 69 yards and a touchdown...Marked his third straight game with a touchdown reception...(11/23) @ AZ: Had four catches for 48 yards and a touchdown...(12/21) vs. CAR: Totalled five receptions for 46 yards and a touchdown...**Postseason:** (1/11/09) vs. PHI: Had three receptions for 52 yards in NFC Divisional Playoff Game...**2007:** Played in 13 games with two stars and started all four postseason games as a rookie...Finished regular season with nine receptions for 118 yards and two touchdowns...Added five catches for 90 yards in the postseason...(9/9) @ DAL: Made NFL debut on special teams...(11/11) vs. DAL:

Recorded first NFL reception on an 18-yard catch...(12/16) vs. WAS: Caught two passes for 31 yards including a 19-yard reception for his first career touchdown...(12/23) @ BUF: Made first career start...(12/29) vs. NE: Had four receptions for 50 yards and a touchdown...**Postseason:** (1/6/08) @ TB: Had two receptions for 14 yards in NFC Wild Card Game...(1/13/08) @ DAL: Had a 19-yard reception in NFC Divisional Playoff Game...(1/20/08) @ GB: Posted a 12-yard reception in NFC Championship Game...Super Bowl XLII (2/3/08) vs. NE: Had a game-long 45-yard reception to set up a Giants touchdown...Selected by the Giants in the fifth round (153rd overall) of the 2007 NFL Draft.

COLLEGE: Played in 33 career games with 31 starts at Western Oregon...Finished career with 134 catches for 1,590 yards and 19 touchdowns...Ranks sixth in Western Oregon history in receptions, eighth in receiving yards and fourth in touchdown receptions...Played two years of basketball, playing in 53 games...Received Academic All-District VIII honors...Physical Education major.

PERSONAL: Attended Philomath (Ore.) High School...An honorable mention all-state Class 3A selection as a senior...Also first team All-ValCo League honoree...Second team all-league choice as a tight end and defensive end as a junior...Played in the East-West Shrine Game in Baker, Ore...Lettered three times in basketball as a center...Led team to state title, receiving all-state and all-league first team accolades as a senior...Second team all-league selection as a junior...Older brother, Terry, played soccer at the University of Tulsa and professionally with the Seattle Sounders of Major League Soccer (MLS).

| YEAR | TEAM | GP | GS | NO | YDS | AVG | LG | TD |
|-------------------|------|-----------|-----------|------------|--------------|-------------|-----------|-----------|
| 2007 | NYG | 13 | 2 | 9 | 118 | 13.1 | 23 | 2 |
| 2008 | NYG | 15 | 15 | 33 | 384 | 11.6 | 28 | 6 |
| 2009 | NYG | 15 | 15 | 42 | 567 | 13.5 | 35 | 5 |
| 2010 | NYG | 15 | 13 | 35 | 531 | 15.2 | 54 | 5 |
| NFL TOTALS | | 58 | 45 | 119 | 1,600 | 13.4 | 54 | 18 |


CAREER SINGLE GAME HIGHS

Receptions: 7 (12/13/09) vs. PHI

Receiving Yards: 88 (9/26/10) vs. TEN

Receiving Touchdowns: 2 (11/22/09) vs. ATL

Longest Reception: 54 (9/26/10) vs. TEN



JEROME BOYD

BORN: 5/26/86

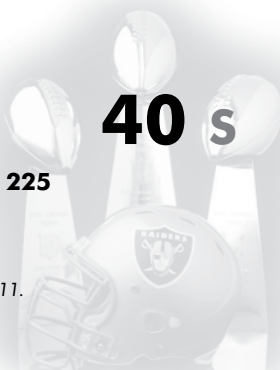
6-2 225

RAIDERS: 2

NFL: 2

COLLEGE: OREGON

Rejoined Raiders as a free agent in January 2011.



PRO: Defensive back returns for second stint with the Raiders...**2010:** In training camp with the Raiders...Waived in final cutdown...**2009:** Spent majority of season on Raiders practice squad...Saw action in one game...Signed to active roster on 12/30...(1/3/10) vs. BAL: Made NFL debut, seeing time on special teams...Posted two special teams tackles in kickoff coverage...Signed by the Raiders as an undrafted rookie free agent.

COLLEGE: Two-year starter at Oregon...Two-time honorable mention All-Pac-10...Had 80 tackles as a senior...Posted three sacks, including two against UCLA...Tallied a career-high 13

tackles vs. Arizona...Started all 13 games as a junior...Credited with 11 tackles at Stanford and recorded his first career interception against Washington State...Named team's Most Improved Player as a junior...Appeared in nine games as a sophomore and tallied five special teams tackles...Had a half-sack against Arizona State...Played in 12 games as a redshirt freshman and posted seven tackles...Political Science major.

PERSONAL: A PrepStar All-American at Dorsey (Los Angeles) High School...Rated among the top-40 prep prospects in California by SuperPrep Magazine...Tabbed as the sixth-best high school safety in the country by Rivals.com...Named first team All-Coliseum League...Earned first team all-state, all-city and all-area acclaim for the Dons, who posted a 12-1 record in 2003.



TYVON BRANCH

BORN: 12/11/86

6-0

205

RAIDERS: 4

NFL: 4

COLLEGE: CONNECTICUT

Raiders 4th round pick in 2008.

33 S

PRO: Talented safety followed a breakout 2009 season by leading the Raiders with 104 tackles in 2010...Started all 32 games for the Raiders over the last two seasons...Led all NFL defensive backs with 124 total tackles (98 solo) in 2009...Career totals include 238 tackles (187), two interceptions, five sacks, 12 passes defended and three forced fumbles...**2010:** Started all 16 games for second straight season, leading team with 104 tackles (81)...Tied for NFL lead among defensive backs with a career-high four sacks...Added one interception, three passes defended and one forced fumble...Also recovered two fumbles, returning one for his first career touchdown... (9/12) @ TEN: Posted a team-high nine tackles (seven)... (9/19) vs. STL: Recorded five tackles (four)...Had a sack, dropping QB for 11-yard loss... (9/26) @ AZ: Registered a team-high nine solo tackles... (10/3) vs. HOU: Recorded five tackles (three)... (10/10) vs. SD: Returned a fumble 64 yards for a fourth quarter touchdown to seal a 35-27 Raiders victory...Touchdown marked the first of his career...Added three tackles (two)... (10/17) @ SF: Totaled a team-high nine tackles (seven)... (10/24) @ DEN: Posted four solo tackles...Had a fumble recovery... (10/31) vs. SEA: Recorded second career interception, picking off a fourth quarter pass and returning it 15 yards...Interception set up a Raiders touchdown...Added eight tackles (five) and a sack for a loss of eight yards... (11/7) vs. KC: Totaled seven tackles (five)... (11/21) @ PIT: Recorded six tackles (one)...Forced a fourth quarter fumble that was recovered by the Raiders... (11/28) vs. MIA: Set a season high with 11 tackles (nine)...Added a sack for a nine-yard loss and was credited with a pass defended... (12/5) @ SD: Totaled four tackles (two)... (12/12) @ JAX: Recorded six solo tackles and a pass defended... (12/19) vs. DEN: Registered five solo tackles... (12/26) vs. IND: Totaled eight tackles (seven)... (1/2/11) @ KC: Recorded five solo tackles and one sack for a loss of 12 yards... **2009:** One of six Raider defenders to start all 16 games...Led NFL defensive backs with 124 (98) tackles...Tackle total ranked second on the team...Had eight passes defended, one sack, six tackles for a loss and two forced fumbles...Also notched four special teams tackles... (9/14) vs. SD: Made first career start at SS...Led team with eight solo tackles and tied for team lead with nine total stops...Had a tackle for loss and one pass defended... (9/20) @ KC: Totaled seven tackles (six)... (9/27) vs. DEN: Posted a game-high 10 total tackles (eight)...Added a pass defended... (10/4) @ HOU: Registered four total tackles (three)... (10/11) @ NYG: Had 10 total tackles (seven)... (10/18) vs. PHI: Four solo tackles...Added a pass defended... (10/25) vs. NYJ: Led team with seven solo tackles...Assisted on another stop...Recorded his first career forced fumble... (11/1) @ SD: Posted a team-high six total tackles (four)...Made two tackles on special teams... (11/15) vs. KC: Had eight solo tackles and assisted on two others for 10 total tackles...Also had two passes defended... (11/22) vs. CIN: Recorded a career-high 12 total tackles (11)...Had two tackles for a loss — including first career sack, dropping QB for a 12-yard loss...Forced

a second quarter fumble that was recovered by the Raiders...(11/26) @ DAL: Recorded two total tackles and a pass defended...(12/6) @ PIT: Led team with 11 total tackles (six)...(12/13) vs. WAS: Tied for team lead with five solo tackles...(12/20) @ DEN: Racked up a team-best 11 total tackles (eight)...Had one tackle for a loss...Made tackle on Denver TE on game's final play to seal the 20-19 Raider victory...(12/27) @ CLE: Recorded eight total tackles on defense and two on special teams...(1/3/10) vs. BAL: Had three total tackles and a quarterback hurry...**2008:** Saw action at S and on special teams in eight games...Collected 10 tackles, one interception and had one fumble recovery...Returned six kickoffs for 89 yards (14.8 avg.)...(9/8) @ DEN: Made NFL debut, seeing action at S...(9/14) @ KC: Made first NFL interception, returning it 36 yards in the first quarter to set up a Raiders field goal...Assisted on a special teams tackle...(9/21) @ BUF: Recorded two solo tackles and had an assist...Had one special teams tackle...(9/28) vs. SD: Recorded one tackle on defense and two on special teams...(10/12) @ NO: Returned first career kickoff for 11 yards...Also had two tackles...(10/19) vs. NYJ: Handled all kickoff return duties...Returned a season-high four kicks for 62 yards...Recorded first career fumble recovery on special teams...(11/2) vs. ATL: Returned one kickoff for 16 yards...Selected by the Raiders in the fourth round (100th overall) of the 2008 NFL Draft.

COLLEGE: Played in 48 games with 31 starts in the secondary and was UConn's primary kick returner...Made 230 career tackles (133 solo) with 7.5 tackles for loss, including a half-sack...Intercepted three passes and broke up 18 more...Also returned 37 kickoffs for 980 yards (26.5 avg.) and a pair of scores...Helped UConn to its first Big East Championship in 2007 and a spot in the 2004 Motor City Bowl and the 2007 Meineke Car Care Bowl...Following his senior season, played in the Hula Bowl and was invited to the NFL Scouting Combine where he topped all defensive backs with a 4.31-second time in the 40-yard dash...As a senior, started all 13 games, 12 at cornerback, with one start at safety against West Virginia...Named second team All-Big East...Was team's Special Teams MVP after leading the Big East in kickoff returns, returning 27 for 780 yards (28.9) with two touchdowns...The 780 yards are second-best in UConn history and the average per return set a school record...Became the first Husky to ever return two kickoffs for touchdowns in the same season and one of just seven players in Big East history to do so...Twice named Big East Special Teams Player of the Week...Also made 89 total tackles on defense and in both punt and kickoff coverage...Returned a kickoff 97 yards for a touchdown against both Rutgers and Akron...His 184 kickoff return yards against Rutgers set a school record and also had a season-high 13 stops in UConn's 38-19 win over the Scarlet Knights...As a junior, started all 12 games at cornerback and led all UConn defensive backs with 79 total tackles...Had 47 solo tackles, an interception and four pass break-ups while also both forcing and recovering two fumbles...Was one tackle off a career high with 10 against Pittsburgh, a game where he forced a fumble and had a half-tackle for loss...Responsible for two turnovers at Rutgers with both an interception and a fumble recovery to accompany his team-high nine tackles...Appeared in all 11 games on defense and special teams, starting the last five contests at cornerback as a sophomore...Had 42 tackles (21) while making a half-tackle for a loss, two interceptions and broke up four other passes...Made a career-high 11 stops against Louisville, which was second on the team...In his first start of the season, recorded nine tackles against Rutgers and intercepted a pass...Appeared in all 12 games as a freshman...Earned a start at cornerback at Georgia Tech, becoming the only true freshman to start a game all season...Returned 10 kickoffs for a 20-yard average...Made 20 tackles (12)...Exploratory major.

PERSONAL: Earned second team all-state honors at Cicero-North Syracuse (N.Y.) High School...Named second team All-Central New York and second team all-area...A tailback and outside linebacker for the Northstars...Won the 2004 National Indoor Track Championship in the 60 meters (6.82)...Gatorade New York State Track Athlete of the Year...Finished first in the state in the 100 and 200 meters as a senior, setting a school record in the 100-meter with a time of 10.60.

| YEAR | TEAM | GP | GS | SACKS | YDS | INT | YDS | FF | FR | PD |
|-------------------|------|-----------|-----------|------------|-------------|----------|-----------|----------|----------|-----------|
| 2008 | OAK | 8 | 0 | 0.0 | 0.0 | 1 | 36 | 0 | 1 | 1 |
| 2009 | OAK | 16 | 16 | 1.0 | 12.0 | 0 | 0 | 2 | 0 | 8 |
| 2010 | OAK | 16 | 16 | 4.0 | 40.0 | 1 | 15 | 1 | 2 | 3 |
| NFL TOTALS | | 40 | 32 | 5.0 | 52.0 | 2 | 51 | 3 | 3 | 12 |

| KICKOFF RETURNS | | | | | | |
|-------------------|------|----------|-----------|-------------|-----------|----------|
| YEAR | TEAM | NO | YDS | AVG | LG | TD |
| 2008 | OAK | 6 | 89 | 14.8 | 20 | 0 |
| 2009 | OAK | - | - | - | - | - |
| 2010 | OAK | - | - | - | - | - |
| NFL TOTALS | | 6 | 89 | 14.8 | 20 | 0 |

CAREER SINGLE GAME HIGHS

Tackles: 12 (11/22/09) vs. CIN

Interceptions: 1, twice, last (10/31/10) vs. SEA

Return Yards: 36 (9/14/08) @ KC

Sacks: 1, five times, last (1/2/11) @ KC

Forced Fumbles: 1, three times, last (11/21/10) @ PIT


Fumble Recoveries: 1, three times, last (10/24/10) @ DEN

Passes Defensed: 2 (11/15/09) vs. KC

Kick Returns: 4 (10/19/08) vs. NYJ

Kick Return Yards: 62 (10/19/08) vs. NYJ

Longest Kick Return: 20 (10/19/08) vs. NYJ



STEVIE BROWN

BORN: 7/17/87

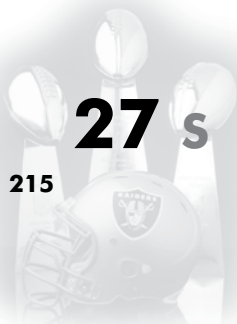
5-11 215

RAIDERS: 2

NFL: 2

COLLEGE: MICHIGAN

Raiders 7th round pick in 2010.



PRO: Aggressive defensive back contributed immediately as a rookie...**2010:** Played in 15 games with one start...Excelled on special teams, tying for second on the team with 15 special teams tackles...Recorded 30 total tackles (25 solo) and two passes defensed...(9/19) vs. STL: Made NFL debut, seeing time on special teams and recording one tackle...(9/26) @ AZ: Posted two solo tackles...(10/3) vs. HOU: Had one special teams tackle...(10/10) vs. SD: Had one special teams tackle...(10/17) @ SF: Recorded two (one) special teams tackles...(10/24) @ DEN: Posted one tackle...(10/31) vs. SEA: Registered three tackles (two) including two on special teams...(11/7) vs. KC: Totaled three solo tackles including two on special teams...(11/21) @ PIT: Recorded two solo tackles on special teams...(11/28) vs. MIA: Credited with a pass defensed...(12/5) @ SD: Recorded a career-high five solo tackles including a special teams stop...Also had a pass defensed...(12/12) @ JAX: Posted three tackles including a solo stop on special teams...(12/19) vs. DEN: Had one special teams tackle...(12/26) vs. IND: Recorded two special teams tackles...(1/2/11) @ KC: Totaled three tackles (two)...Selected by the Raiders in the seventh round (251st overall) of the 2010 NFL Draft.

COLLEGE: Four-year letterwinner and two-year starter at Michigan...Made 12 starts at safety in 2008 and 12 starts at linebacker in 2009...Played in 50 consecutive games...Contributed 186 tackles, 9.5 tackles for a loss and two sacks during career...Also recovered three fumbles,

forced four fumbles, batted down 11 passes and intercepted four passes...Had 31 career special teams tackles...As a senior, was the Roger Zatkoff Award winner as Michigan's top linebacker...Started all 12 games at strong side linebacker...Led the team with 80 tackles...Third on squad with eight tackles for a loss...Also contributed one sack, one interception, one forced fumble and four passes defended...Tied career high with nine stops on four occasions...Made first career start at linebacker against Western Michigan...Posted eight tackles and 1.5 tackles for a loss against Eastern Michigan...Matched career high with nine stops at Michigan State...Added one tackle for a loss and had an 18-yard return on an interception against the Spartans...Made eight tackles and recorded second career sack against Illinois...Made a career-tying nine tackles, including one tackle for a loss, against Purdue...Matched career high with nine tackles at Wisconsin...Started all 12 games at safety as a junior...Posted a career-high 64 tackles...Third on the team with eight special teams stops...Also contributed 1.5 tackles for a loss, one sack, one fumble recovery, two interceptions and five pass breakups...Registered eight tackles and forced one fumble at Notre Dame...Had eight tackles against Michigan State, including a career-best seven solo stops...In same game, registered first career sack, forced and recovered a fumble all on the same play...Posted four tackles, one interception and two passes defended against Northwestern...Registered four tackles and one interception at Ohio State, picking off a pass attempt and returning it 34 yards...Played in all 13 games and started one contest at safety as a sophomore...Contributed 28 tackles, one forced fumble, two fumble recoveries, two pass breakups and one interception...Led team with 11 special teams stops...Made first career start at safety against Appalachian State, tallying one stop...Collected first career interception (returned for 26 yards) and two solo stops against Notre Dame...Recovered a fumble against Purdue...Played special teams in all 13 games and safety in four contests as a freshman...Contributed 14 tackles...Saw his first career action against Vanderbilt, notching two special teams tackles...Assisted on one special teams stop against USC in the Rose Bowl.

PERSONAL: Attended Columbus East (Ind.) High School...Four-year starter...Limited to three games as a senior due to an ankle injury...Rushed 43 times for 199 yards and scored four touchdowns in senior year...Added six catches for 125 yards and three touchdowns...Gained 1,700 all-purpose yards as a junior and scored 17 touchdowns...First team all-state as a senior and a member of the Indiana Football Coaches Association Top-50...Participated in the U.S. Army All-American Bowl...Named all-state by the Indiana Football Coaches Association as well as the Associated Press during junior campaign...Four-star prospect and the nation's No. 7 safety according to Rivals.com...Tabbed as the No. 9 defensive back by PrepStar Magazine...Listed as the second-best player in the state of Indiana by Rivals.com...Four-star prospect and the nation's No. 10 cornerback according to Scout.com...Rated as No. 99 overall player nationally by Prep Football Report...No. 9 on the Detroit Free Press "Best of the Midwest" rankings...Listed as the No. 99 player in the nation by Tom Lemming...Participated in the 100 and 200 meters and the 4x100-meter relay in track...Qualified for the state finals as a sophomore in the 200 meters...Finished seventh in the state in the 100-meter dash as a junior.

| YEAR | TEAM | GP | GS | SACKS | YDS | INT | YDS | FF | FR | PD |
|------------|------|----|----|-------|-----|-----|-----|----|----|----|
| 2010 | OAK | 15 | 1 | 0.0 | 0.0 | 0 | 0 | 0 | 0 | 2 |
| NFL TOTALS | | 15 | 1 | 0.0 | 0.0 | 0 | 0 | 0 | 0 | 2 |

CAREER SINGLE GAME HIGHS

Tackles: 5 (12/5/10) @ SD

Passes Defended: 1, twice, last (12/5/10) @ SD



DESMOND BRYANT

90 DT

BORN: 12/15/85

6-5 290

RAIDERS: 3

NFL: 3

COLLEGE: HARVARD

Signed by Raiders as a free agent in May 2009.

PRO: Young, versatile defensive lineman has contributed as a reserve...Has played in 31 of 32 games since joining the Raiders as an undrafted rookie...**2010:** Saw action in 15 games at both DT and DE...Recorded 2.5 sacks for losses totaling 20 yards...Totaled 21 tackles (15 solo) including five tackles for loss...(9/19) vs. STL: Registered two tackles (one)...(10/3) vs. HOU: Had one solo tackle...(10/24) @ DEN: Notched one solo stop...(10/31) vs. SEA: Racked up four solo tackles...(11/7) vs. KC: Registered first career sack, dropping QB for a one-yard loss...(11/21) @ PIT: Posted one tackle...(11/28) vs. MIA: Assisted on two tackles...Credited with a half-sack...(12/12) @ JAX: Posted a solo stop...(12/19) vs. DEN: Had one tackle...(12/26) vs. IND: Assisted on one tackle...(1/2/11) @ KC: Registered a season-high six tackles (five)...Sacked QB for a 15-yard loss...**2009:** Saw action in all 16 games as a reserve defensive tackle...Totaled 32 tackles (24 solo) and recorded one forced fumble and one fumble recovery...Ranked third among NFL rookie DTs in tackles...(9/14) vs. SD: Made NFL debut, seeing time at DT and on special teams...(9/20) @ KC: Posted first career tackle...(9/27) vs. DEN: Made one solo tackle...(10/4) @ HOU: Collected five total tackles...(10/11) @ NYG: Had one solo tackle and assisted on two others...(10/25) vs. NYJ: Recorded a career-high seven total tackles (five)...(11/1) @ SD: Totaled three solo tackles...(11/22) vs. CIN: Recorded three solo tackles...Forced and recovered a fourth quarter fumble...(12/13) vs. WAS: Had two solo tackles on defense...(12/20) @ DEN: Recorded three solo tackles...(12/27) @ CLE: Had three solo tackles...(1/3/10) vs. BAL: Assisted on a tackle...Signed by the Raiders as an undrafted rookie free agent.

COLLEGE: Appeared in 32 games in four seasons at Harvard...Named second team All-Ivy League as a senior after leading the team with eight quarterback hurries and 4.5 tackles for a loss in 10 games...Recorded a sack against Dartmouth and a half-sack at Princeton...Took a leave of absence from school in 2007...Appeared in 10 games as a junior in 2006...Collected 19 tackles with 11 stops behind the line of scrimmage...Ranked second on the team with eight sacks...Appeared in two games as a sophomore...Played in 10 games as a freshman...Had two sacks in a win over Dartmouth...Economics major.

PERSONAL: Captain of the football team at East Bladen (Elizabethtown, N.C.) High School...All-conference pick for three consecutive seasons...Earned all-region honors as a senior...Won four letters in track and three in basketball...Member of the National Honor Society...Brother, Brenton, played defensive tackle at Harvard.

| YEAR | TEAM | GP | GS | SACKS | YDS | INT | YDS | FF | FR | PD |
|-------------------|------|-----------|----------|------------|-------------|----------|----------|----------|----------|----------|
| 2009 | OAK | 16 | 0 | 0.0 | 0.0 | 0 | 0 | 1 | 1 | 0 |
| 2010 | OAK | 15 | 0 | 2.5 | 20.0 | 0 | 0 | 0 | 0 | 0 |
| NFL TOTALS | | 31 | 0 | 2.5 | 20.0 | 0 | 0 | 1 | 1 | 0 |


CAREER SINGLE GAME HIGHS

Tackles: 7 (10/25/09) vs. NYJ

Sacks: 1, twice, last (1/2/11) @ KC

Forced Fumbles: 1 (11/22/09) vs. CIN

Fumble Recoveries: 1 (11/22/09) vs. CIN



MICHAEL BUSH

29 RB

BORN: 6/16/84

6-1 245

RAIDERS: 4

NFL: 4

COLLEGE: LOUISVILLE

Raiders 4th round pick in 2007.

PRO: Physical, bruising running back established career highs in rushing, receiving yards and touchdowns in his third pro season...Career totals include 1,665 yards on 376 carries (4.4 avg.) and 14 touchdowns...Also has 54 career receptions for 461 yards (8.5)...**2010:** Played in 14 games with three starts...Ranked second on team with a career-high 655 rushing yards on 158 carries (4.1)...Led team with eight rushing touchdowns...Posted two 100-yard rushing games...Had 18 receptions for 194 yards (10.8)...(9/26) @ AZ: Made season debut after missing first two games due to injury...Had three carries for 13 yards...(10/3) vs. HOU: Rushed seven times for 40 yards (5.7)...Scored first touchdown of season on two-yard run in the first quarter...Made two receptions for 16 yards...(10/10) vs. SD: Started at RB and carried the ball a season-high 26 times for 104 yards...Scored on a three-yard touchdown run that gave Raiders the lead for good in the fourth quarter...Added three receptions for 31 yards (10.3)...(10/17) @ SF: Started at RB...Rushed 20 times for 47 yards...Had two receptions for 12 yards...(10/24) @ DEN: Totaled 52 rushing yards on 15 carries...Scored a touchdown on one-yard dive to cap the scoring in franchise record-breaking 59-point offensive performance...Added a 13-yard reception...(10/31) vs. SEA: Totaled 51 yards rushing on nine carries...Scored on a four-yard touchdown run...Hauled in a career-long 55-yard reception in the third quarter to set up a field goal...Also had a season-long 30-yard run...(11/7) vs. KC: Rushed five times for 17 yards...(11/21) @ PIT: Totaled 33 yards on four carries...Had two receptions for 18 yards...(12/5) @ SD: Totaled 95 yards on the ground with a touchdown on 23 carries...Had a 24-yard run...Scored on a seven-yard touchdown run...(12/12) @ JAX: Carried the ball five times for 22 yards...(12/19) vs. DEN: Produced second career multiple touchdown game, scoring on a pair of one-yard runs...Totaled 24 yards on 12 carries...(12/26) vs. IND: Rushed three times for 19 yards (6.3)...Added three catches for 15 yards...(12/11) @ KC: Recorded fifth career 100-yard rushing performance, totaling 137 yards on 25 carries (5.5)...Scored on a 26-yard touchdown run in the third quarter...Had four receptions for 34 yards...**2009:** Played in all 16 games with seven starts at RB...Led the team with 589 rushing yards on 123 carries (4.8) and tied for the team lead with three rushing touchdowns...Posted two 100-yard rushing games...Also had 17 receptions for 105 yards...(9/14) vs. SD: Made first career start at RB...Carried the ball 12 times for 55 yards...Scored a first quarter touchdown on a 4-yard run...Added one reception for four yards...(9/20) @ KC: Had nine carries for 35 yards...Also had one reception for 17 yards...(9/27) vs. DEN: Had six carries for 20 yards and added a team-high four receptions for 20 yards...(10/4) @ HOU: Carried the ball three times for 10 yards...Also caught one pass for four yards...(10/11) @ NYG: Started at RB...Led team with 12 carries and 37 yards...Scored second touchdown of the season on a five-yard run in the second quarter...Had one reception for six yards...(10/18) vs. PHI: Carried the ball six times for 22 yards...(10/25) vs. NYJ: Carried the ball eight times for 25 yards...Added a reception for six yards...(11/1) @ SD: Had seven carries for 27 yards...Caught two passes for 14 yards...(11/15) vs. KC: Became first Raider running back to crack the 100-yard rushing mark on the season with 119 yards on 14 carries (8.5)...Broke free on the game's first play from scrimmage for a 60-yard run, helping set up a Raiders touchdown...(11/22) vs. CIN: Started sixth straight game at RB...Carried the ball four times for 27 yards...(11/26) @ DAL: Rushed for eight yards on three attempts...(12/6) @ PIT: Carried the ball once for one yard...(12/13) vs. WAS: Saw time on special teams...(12/20) @ DEN: Notched his third career 100-yard rushing game with a season-high 133 yards on 18 carries (7.4) and a touchdown...Scored on a 23-yard run in the second quarter...Added a reception for 11 yards...(12/27) @ CLE: Led team with 10 carries for 52 yards...Also had a reception for seven yards...(1/3/10) vs. BAL: Carried the ball 10 times for 18 yards...Had a reception for four yards...**2008:** Saw action in 15 games, finishing third on the team with 421 yards rushing on 95 carries (4.4)...Tied for fourth on the team with 19 receptions for 162

yards...Also attempted two passes, completing one for eight yards...Saw time at RB and FB...(9/8) vs. DEN: Made NFL debut, playing at RB and on special teams...(9/14) @ KC: Rushed for 90 yards on 16 carries...Scored first career touchdown on a 32-yard run in the fourth quarter...(9/21) @ BUF: Led team with 55 yards rushing on 14 carries...(9/28) vs. SD: Carried the ball a team-high 14 times for 48 yards...Also led the team with seven receptions for 80 yards...(10/12) @ NO: Rushed three times for nine yards...Had one reception for four yards...(10/19) vs. NYJ: Saw action on special teams...(10/26) @ BAL: Had six carries for 10 yards...Had one reception for nine yards...(11/2) vs. ATL: Had three carries and three receptions for 15 yards...(11/9) vs. CAR: Rushed eight times for 30 yards...Led team with five catches for 43 yards...(11/23) @ DEN: Saw action at FB...Completed first career pass, connecting with TE for an eight-yard gain...(11/30) vs. KC: Saw time at FB and on special teams...(12/4) @ SD: Carried the ball two times for four yards...(12/14) vs. NE: Saw time at FB and on special teams...Had one kickoff return for 14 yards...Also attempted a pass...(12/21) vs. HOU: Saw time at FB and on special teams...(12/28) @ TB: Rushed 27 times for a career-high 177 yards and a pair of touchdowns...Rushing yards marked a Raiders season high and stands as the seventh-highest single-game total in Raiders history...Had a career-long run of 67 yards for a touchdown in the fourth quarter...Added one reception for six yards...**2007:** Spent season on rehabing from a broken leg suffered during his final college season...Selected by the Raiders in the fourth round (100th overall) of the 2007 NFL Draft.

COLLEGE: Ended his University of Louisville career ranked seventh all-time in rushing yards (2,508) and rushing attempts (435)...Average of 5.8 yards per rushing attempt ranks fourth in school history...His 39 rushing touchdowns were four shy of the school career record...His string of nine consecutive games with at least one rushing touchdown in 2005 is the second longest streak in Louisville history...Ran for more than 100 yards in 10 games during his career...His 23 rushing touchdowns in 2005 set a school single-season record, breaking the previous mark of 20, and rank third on the Big East Conference single-season record list...His 1,143 yards rushing in 2005 rank seventh on the school's single-season record list...His 144 points scored in 2005 set a school single-season record...His 246 points scored rank third in Louisville history...As a senior, named consensus All-American and was an All-Big East Conference first team preseason selection...Saw his senior campaign come to an end midway through the season opener vs. Kentucky when he suffered a broken bone in his right leg...In slightly over two quarters, he rushed for 128 yards and three touchdowns on 17 carries (7.5 avg.)...As a junior, named first team All-Big East Conference...Played in 10 games, starting eight, as he led the nation in scoring (14.4 points per game)...Ranked 13th nationally and second in the Big East (114.3 yards per game rushing)...Finished second in the conference and 23rd in NCAA Division I-A (139.6 all-purpose yards per game)...Led the team with 205 carries for a career high 1,143 yards (5.6) and a school single-season record 23 touchdowns...Finished fifth on the squad with 21 receptions for 253 yards (12.0) and a score...His 144 points scored set another school single-season record...Ran for more than 100 yards in six contests and scored at least two touchdowns in nine consecutive games...Played in every game as a sophomore...Ranked second on the team with 132 carries for 734 yards (5.6) and seven touchdowns, adding 155 yards on 11 receptions (14.1)...Returned two kickoffs for 40 yards (20.0) and recorded three tackles (two solo)...He also completed one of two pass attempts for a 48-yard touchdown...Saw action in 13 games as a freshman...Finished third on the team with 81 carries for 503 yards (6.2) and six touchdowns...Also caught 17 passes for 240 yards (14.1) and a score...Named to the Conference USA All-Freshman team...Credited with two 100-yard rushing games during the season...Gained 48 yards on three kickoff returns (16.0) and made two solo tackles...Completed 4 of 11 passes (36.4 percent) for 67 yards and two scores...Communications major.

PERSONAL: At Male (Louisville, Ky.) High School, spent his senior season playing quarterback...Also saw action at running back, wide receiver, defensive back, linebacker and defensive end...Finished his prep career ranked fourth in the state record books in career receiving yards (3,031) on 180 catches (16.8) and 37 touchdowns...Also rushed 256 times for 1,581 yards (6.2) and 25 scores and completed 221 of 385 passes (57.4 percent) for 3,379 yards and 40 touchdowns.

| YEAR | TEAM | RUSHING | | | | | | | RECEIVING | | | | |
|------------|------|---------|----|-----|-------|-----|----|----|-----------|-----|------|----|----|
| | | GP | GS | ATT | YDS | AVG | LG | TD | NO | YDS | AVG | LG | TD |
| 2008 | OAK | 15 | 0 | 95 | 421 | 4.4 | 67 | 3 | 19 | 162 | 8.5 | 25 | 0 |
| 2009 | OAK | 16 | 7 | 123 | 589 | 4.8 | 60 | 3 | 17 | 105 | 6.2 | 17 | 0 |
| 2010 | OAK | 14 | 3 | 158 | 655 | 4.1 | 30 | 8 | 18 | 194 | 10.8 | 55 | 0 |
| NFL TOTALS | | 45 | 10 | 376 | 1,665 | 4.4 | 67 | 14 | 54 | 461 | 8.5 | 55 | 0 |

CAREER SINGLE GAME HIGHS

Rushing Attempts: 27 (12/28/08) @ TB

Rushing Yards: 177 (12/28/08) @ TB


Rushing Touchdowns: 2, twice, last (12/19/10) vs. DEN

Longest Rush: 67 (12/28/08) @ TB

Receptions: 7 (9/28/08) vs. SD

Receiving Yards: 80 (9/28/08) vs. SD

Longest Reception: 55 (10/31/10) vs. SEA



BRUCE CAMPBELL

74 G

BORN: 5/25/88

6-6

315

RAIDERS: 2

NFL: 2

COLLEGE: MARYLAND

Raiders 4th round pick in 2010.

PRO: Promising offensive lineman saw first action as a pro last season...**2010:** Played in 10 games as a rookie, primarily on special teams...Inactive for six games...(9/19) vs. STL: Made NFL debut on special teams...(10/24) @ DEN: Saw first career action at G...Part of an offensive unit that set franchise records for points (59) and touchdowns (eight)...Helped team rush for 328 yards on 52 attempts (6.3 avg.)...(11/28) vs. MIA: Played in 10th straight game...Selected by the Raiders in the fourth round (106th overall) of the 2010 NFL Draft.

COLLEGE: Played in 27 games (17 starts) in three seasons at Maryland...In 17 starts, registered 116 knockdowns and key blocks with 11 touchdown-resulting blocks...Started nine games at left tackle as a junior, battling injuries throughout the first half of the schedule...Closed out the season with 68 knockdowns/key blocks and five touchdown-resulting blocks...Played in all 13 games as a sophomore, moving into the starting lineup at left tackle against Wake Forest and stayed there for the final seven contests...Part of an offensive line that enabled Da'Rel Scott (1,133 yards) to become the seventh Maryland back, and first since Chris Downs in 2002, to gain more than 1,000 rushing yards in a season...Line also enabled Chris Turner to throw for 2,516 yards, the seventh-highest single-season total in program history...In his first start of the season, earned Atlantic Coast Conference Lineman of the Week honors for his performance against Wake Forest...Finished the season with 48 knockdowns, six touchdown-resulting blocks and two downfield blocks, as Maryland ranked 61st in the nation in rushing (144.0 ypg), 68th in total offense (350.7 ypg) and tied for 79th in quarterback sacks allowed (2.2 spg)...Saw action in the Villanova, North Carolina, Boston College and Florida State games as a reserve offensive tackle and earned his first career start on the left side vs. Clemson...Was one of three true freshmen to see playing time for the Terps during the season.

PERSONAL: Attended Hyde Leadership (Hamden, Conn.) School, earning four letters and never missing a game during his career...Competed as a defensive end throughout his career and took on added duties as an offensive tackle during his final two seasons...Two-time Class "S" All-State and New Haven All-Area selection...Was named the Most Valuable Player in the region by the New Haven Register and rated the best overall prospect in Connecticut by Rivals.com...

Added Prep Star All-American honors as a senior, producing 70 tackles, six sacks, two forced fumbles and one fumble recovery in 2005, leading an undefeated team to the state championship for the second consecutive season...As a junior, he posted 50 tackles with 4.5 quarterback sacks, while blocking two PATs and one punt...Lettered three times in basketball and earned three additional letters in track, competing in the shot put...Enrolled at Hargrave Military Academy (Chatham, Va.) before attending Maryland...Father, Bruce, played basketball at Providence College and was drafted by the New Jersey Nets in 1978...College teammate of Raiders WR Darrius Heyward-Bey.



JASON CAMPBELL

8 QB

BORN: 12/31/81

6-5

230

RAIDERS: 2

NFL: 7

COLLEGE: AUBURN

Washington, 2005-09.

Acquired by Raiders via trade with Washington in April 2010.

PRO: Strong-armed, veteran quarterback enters second season with Raiders after beginning career with Washington Redskins...Has completed 1,196 of 1,966 career passing attempts (60.8) for 13,247 yards, 68 touchdowns and a passer rating of 82.6...Had highest career completion percentage (61.2) in Redskins history...Set a Redskins franchise record with 271 consecutive passes without an interception, marking the fifth-longest streak in NFL history...**2010:** Started 12 games with the Silver and Black...Completed 194 of 329 pass attempts for 2,387 yards and 13 touchdowns...Posted a 59.0 completion percentage, the highest by a Raider quarterback since 2002...Also registered an 84.5 passer rating...Finished third on team with 222 rushing yards on 47 carries (4.7)...Led offense to three 500-plus yard performances on the season...(9/12) @ TEN: Made Raiders debut, starting at QB...Completed 22 of 37 pass attempts for 180 yards and a touchdown...Connected with RB Darren McFadden for a seven-yard touchdown pass...Also rushed for 35 yards on seven carries...(9/19) vs. STL: Went eight for 15 passing for 87 yards...(10/10) vs. SD: Came off bench to lead Raiders to a 35-27 victory...Connected on 13 of 18 passes for 159 yards and a touchdown...Connected with TE for a one-yard touchdown pass in the third quarter...Recorded a 117.6 passer rating...(10/17) @ SF: Totaled 83 yards on eight for 21 passing...(10/24) @ DEN: Piloted a record-breaking offensive performance...Helped Raiders set franchise records for points (59) and touchdowns (8)...Led unit to 508 yards of total offense...Completed 12 of 20 pass attempts for 204 yards and two touchdowns...Connected on a 43-yard touchdown pass in the first quarter...Added a 19-yard touchdown pass to McFadden in the second quarter...Registered a career-high 127.9 passer rating...(10/31) vs. SEA: Led team to second straight 500-plus yard performance as Raiders garnered 545 yards of total offense...Was 15 of 27 for 310 yards with two touchdowns...Passed for two long touchdowns, connecting with FB Marcel Reece on a 30-yard score and WR Darrius Heyward-Bey on a 69-yard strike...Recorded a 120.9 passer rating...(11/7) vs. KC: Led Raiders to third straight win...Completed 19 of 33 passes for 229 yards and one touchdown...Score came on a six-yard pass to T Khalif Barnes...(11/21) @ PIT: Completed seven of 19 pass attempts for 70 yards...(12/5) @ SD: Totaled 117 yards, completing 10 of 16 pass attempts...Scored opening touchdown on a nine-yard run in the first quarter...Also tossed a four-yard touchdown pass to WR Jacoby Ford...Totaled 37 rushing yards on seven attempts...Posted a 105.5 passer rating...(12/12) @ JAX: Completed 21 of 30 pass attempts for a season-high 324 yards...Recorded third multiple touchdown game of the season, connecting on a 67-yard scoring pass to McFadden and an eight-yard strike to WR Louis Murphy...Posted a 127.6 passer rating...(12/19) vs. DEN: Was 15 for 26 passing for 238 yards and one touchdown...Tossed a season-long 73-yard touchdown pass to Reece in the fourth quarter...Rushed for a career-high 41 yards on five carries (8.2)...Led offense to 502 total yards...(12/26) vs. IND: Set a season high with 29 completions on 42 pass attempts...Totaled 231 passing yards...Connected for a six-yard touchdown pass...(1/2/11) @

KC: Went 15 for 25 passing for 155 yards including a five-yard touchdown pass to WR Chaz Schilens...**2009:** Started all 16 games...Served as team captain...Finished season with career highs in passing yards (3,618), touchdown passes (20), completion percentage (64.5) and passer rating (86.4)...(9/13) @ NYG: Completed 19 of 26 pass attempts for 211 yards and a touchdown...(9/20) vs. STL: Completed 23 of 35 passes for 242 yards...(9/27) @ DET: Was 27 for 41 passing for 340 yards and two touchdowns...(10/4) vs. TB: Completed 12 of 22 passes for 170 yards and two touchdowns...(10/11) @ CAR: Was 17 for 23 passing for 145 yards and one touchdown...(10/18) vs. KC: Passed for 89 yards on 9 for 16 passing...(10/26) vs. PHI: Went 29 for 43 passing for 284 yards and two touchdowns...(11/8) @ ATL: Completed 15 of 22 pass attempts for 196 yards and a touchdown...Also rushed for a career-high 40 yards on five carries (8.0 avg.)...(11/15) vs. DEN: Completed 17 of 26 pass attempts for 193 yards and a touchdown...(11/22) @ DAL: Completed 24 of 37 pass attempts for 256 yards...(11/29) @ PHI: Was 22 for 37 passing for 231 yards and two touchdowns...(12/6) vs. NO: Passed for a career-high 367 yards and three touchdowns...Completed 30 of 42 pass attempts...(12/13) @ OAK: Completed 16 of 28 passes for 222 yards and two touchdowns...(12/21) vs. NYG: Completed 15 of 28 pass attempts for 192 yards and a touchdown...(12/27) vs. DAL: Threw for 199 yards on 24-for-39 passing...(1/3/10) @ SD: Completed 28 of 42 pass attempts for 281 yards and two touchdowns...Connected on a career-long 84-yard pass...**2008:** Started all 16 games for the first time in his career...Season totals included 3,245 passing yards and 13 touchdowns...Completed 315 of 506 pass attempts...Posted an 84.3 QB rating...Also rushed for 258 yards on 47 carries (5.5 avg.)...(9/4) @ NYG: Completed 15 of 27 pass attempts for 133 yards and one touchdown...(9/14) vs. NO: Went 24-for-36 passing for 321 yards and a touchdown...(9/21) vs. AZ: Totaled 193 passing yards on 22 of 30 attempts for two touchdowns...(9/28) @ DAL: Completed 20 of 31 passes for 231 yards and two touchdowns...(10/5) @ PHI: Went 16-for-29 passing for 176 yards...(10/12) vs. STL: Completed 18 of 26 pass attempts for 208 yards...(10/19) vs. CLE: Was 14-for-23 passing for 164 yards and a touchdown...(10/26) @ DET: Completed 23 of 28 pass attempts for a new career-high completion percentage (82.1)...Threw for 328 yards and a touchdown...(11/3) vs. PIT: Passed for 206 yards on 24 of 43 attempts...(11/16) vs. DAL: Completed 22 of 34 passes for 162 yards and one touchdown...(11/23) @ SEA: Completed 20 of 33 pass attempts for 206 yards and a touchdown...(11/30) vs. NYG: Went 23-for-38 passing for 232 yards...(12/7) @ BAL: Completed 21 of 37 for 218 yards and a touchdown...(12/14) @ CIN: Completed 17 of 28 passing for 167 yards and a touchdown...(12/21) vs. PHI: Went 18 for 33 passing for 144 yards...(12/28) @ SF: Completed 18 of 30 pass attempts for 156 yards and one touchdown...**2007:** Started 13 games, missing the final three due to injury...Completed 250 of 417 pass attempts for 2,700 yards and 12 touchdowns in first full season as Redskins starter...(9/9) vs. MIA: Completed 12 of 21 pass attempts for 222 yards, with a season-long completion of 54 yards...(9/17) @ PHI: Threw for 209 yards on 16 for 29 passing and one touchdown...(10/7) vs. DET: Had a then career high completion percentage of 79.3 (23 of 29)...Threw for 248 yards and two touchdowns...(10/14) @ GB: Totaled 217 yards and a touchdown on 21 for 37 passing...(10/28) @ NE: Completed 21 of 36 pass attempts for 197 yards and a touchdown...(11/4) @ NYJ: Went 12 for 23 passing and threw for 142 yards...(11/11) vs. PHI: Completed 23 of 34 pass attempts for 215 yards and three touchdowns...(11/18) @ DAL: Threw for a career high 348 yards on 33 of 54 passing with two touchdowns...(11/25) @ TB: Completed 30 of 49 pass attempts for 301 yards and a touchdown...(12/2) vs. BUF: Went 21 for 37 passing and threw for 216 yards...(12/6) vs. CHI: Was 10 for 16 passing with 100 yards passing before departing the game in the second quarter with an injury...Inactive for the final three regular season games and the NFC Wild Card Game (1/5/08) @ SEA...**2006:** Started final seven games of the season...Totaled 1,297 passing yards and 10 touchdowns on 110 for 207 passing...(11/19) @ TB: Made first career start...Completed 19 of 34 pass attempts for 196 yards and two touchdowns...Connected on first career touchdown pass...(11/26) vs. CAR: Completed 11 of 23 pass attempts for 118 yards and two touchdowns...(12/3) vs. ATL: Was 18 of 38 passing for 217 yards and one touchdown...Threw a season-long 66-yard pass...(12/10) vs. PHI: Completed 15 of 27 passes for 182 yards and a touchdown...(12/17) @ NO: Was 13 for 28 passing for 204 yards and a touchdown...(12/24) @ STL: Went 13-for-26 passing for 160 yards and a touchdown...(12/30) vs. NYG: Completed 21 of 31 pass attempts for 220 yards and two touchdowns...**2005:** Inactive as the third quarterback for all 16 games...Selected by the Redskins in the first round (25th overall) of the 2005 NFL Draft.

COLLEGE: Etched his name into SEC lore by leading a talented Auburn squad to an undefeated season in 2004...Was named SEC Offensive Player of the Year and Player of the Year...Selected to the coaches' All-SEC First Team and Associated Press All-SEC First Team...Finalist for the Johnny Unitas Golden Arm Award and the inaugural Manning Award, given to the nation's best collegiate quarterback...Semifinalist for the Davey O'Brien Award and was named one of the 10 players to watch for the Walter Camp Award...Finished career as the all-time winningest quarterback at Auburn...Named MVP of the Sugar Bowl after passing for 189 yards on 11 of 16 passing and one touchdown against Virginia Tech (1/3/05)...Finished senior season starting in all 13 games and completing 188 of 270 passes for a 69.6 completion percentage, which ranked fourth nationally...Threw for 20 touchdowns, which tied a school record, in his senior season...Named MVP of the SEC Championship Game after going 27 of 35 for 374 yards and three touchdowns against Tennessee (12/4/04)...Finished 2003 season 181 of 293 for 2,276 yards, 10 touchdowns and seven interceptions...Was MVP of the Music City Bowl after leading the Tigers to a winning drive in the fourth quarter against Wisconsin (12/31/03)...Public Administration major.

PERSONAL: Prepped at Taylorsville (Miss.) High School...Parade All-American and Gatorade Player of the Year in Mississippi...A two-time all-state selection in football and district MVP...Selected for the Alabama-Mississippi All-Star Game...All-state in basketball.

| PASSING | | | | | | | | | | | | |
|------------|------|----|----|-------|-------|------|--------|---------|----|-----|----|--------|
| YEAR | TEAM | GP | GS | ATT | CMP | PCT | YDS | YDS/ATT | TD | INT | LG | RATING |
| 2005 | WAS | 0 | 0 | -- | -- | -- | -- | -- | -- | -- | -- | -- |
| 2006 | WAS | 7 | 7 | 207 | 110 | 53.1 | 1,297 | 6.3 | 10 | 6 | 66 | 76.5 |
| 2007 | WAS | 13 | 13 | 417 | 250 | 60.0 | 2,700 | 6.5 | 12 | 11 | 54 | 77.6 |
| 2008 | WAS | 16 | 16 | 506 | 315 | 62.3 | 3,245 | 6.4 | 13 | 6 | 67 | 84.3 |
| 2009 | WAS | 16 | 16 | 507 | 327 | 64.5 | 3,618 | 7.1 | 20 | 15 | 84 | 86.4 |
| 2010 | OAK | 13 | 12 | 329 | 194 | 59.0 | 2,387 | 7.3 | 13 | 8 | 73 | 84.5 |
| NFL TOTALS | | 65 | 64 | 1,966 | 1,196 | 60.8 | 13,247 | 6.7 | 68 | 46 | 84 | 82.6 |

| RUSHING | | | | | | |
|------------|------|-----|-------|-----|----|----|
| YEAR | TEAM | ATT | YDS | AVG | LG | TD |
| 2005 | WAS | -- | -- | -- | -- | -- |
| 2006 | WAS | 24 | 107 | 4.5 | 15 | 0 |
| 2007 | WAS | 36 | 185 | 5.1 | 29 | 1 |
| 2008 | WAS | 47 | 258 | 5.5 | 23 | 1 |
| 2009 | WAS | 46 | 236 | 5.1 | 21 | 1 |
| 2010 | OAK | 47 | 222 | 4.7 | 24 | 1 |
| NFL TOTALS | | 200 | 1,008 | 5.0 | 29 | 4 |

CAREER SINGLE GAME HIGHS

- Passing Attempts: 54 (11/18/07) @ DAL*
- Passing Completions: 33 (11/18/07) @ DAL*
- Passing Yards: 367 (12/6/09) vs. NO*
- Passing Touchdowns: 3, twice, last time (12/6/09) vs. NO*
- Longest Completion: 84 (1/3/09) @ SD*
- Rushing Attempts: 7, five times, last (12/5/10) @ SD**
- Rushing Yards: 41 (12/19/10) vs. DEN**
- Longest Rush: 29 (11/4/07) @ NYJ*

* — with Washington
** — with Oakland

2010 GAME-BY-GAME STATISTICS

| OPPONENT | PASSING | | | | | | RUSHING | | | |
|---------------|--------------|------------|--------------|-----------|----------|-----------|-----------|------------|------------|----------|
| | ATT | COMP | YDS | TD | INT | LG | ATT | YDS | AVG. | TD |
| 9/12 @ TEN | 37 | 22 | 180 | 1 | 1 | 27 | 7 | 35 | 5.0 | 0 |
| 9/19 vs. STL | 15 | 8 | 87 | 0 | 1 | 27 | 3 | 19 | 6.3 | 0 |
| 9/26 @ AZ | DID NOT PLAY | | | | | | | | | |
| 9/3 vs. HOU | DID NOT PLAY | | | | | | | | | |
| 10/10 vs. SD | 18 | 13 | 159 | 1 | 0 | 58 | 4 | 7 | 1.8 | 0 |
| 10/17 @ SF | 21 | 8 | 83 | 0 | 2 | 26 | 7 | 21 | 3.0 | 0 |
| 10/24 @ DEN | 20 | 12 | 204 | 2 | 0 | 43 | 1 | 15 | 15 | 0 |
| 10/31 vs. SEA | 27 | 15 | 310 | 2 | 0 | 69 | 4 | 4 | 1 | 0 |
| 11/7 vs. KC | 33 | 19 | 229 | 1 | 1 | 47 | 2 | 0 | 0 | 0 |
| 11/21 @ PIT | 19 | 7 | 70 | 0 | 1 | 17 | 0 | 0 | 0 | 0 |
| 11/28 @ MIA | DID NOT PLAY | | | | | | | | | |
| 12/5 @ SD | 16 | 10 | 117 | 1 | 0 | 37 | 7 | 37 | 5.3 | 1 |
| 12/12 @ JAX | 30 | 21 | 324 | 2 | 0 | 67 | 0 | 0 | 0 | 0 |
| 12/19 vs. DEN | 26 | 15 | 238 | 2 | 2 | 73 | 5 | 41 | 8.2 | 0 |
| 12/16 vs. IND | 42 | 29 | 231 | 1 | 0 | 26 | 3 | 10 | 3.3 | 0 |
| 1/2 @ KC | 25 | 15 | 155 | 1 | 0 | 35 | 4 | 33 | 8.3 | 0 |
| TOTALS | 329 | 194 | 2,387 | 13 | 8 | 73 | 47 | 222 | 4.7 | 1 |



COOPER CARLISLE

BORN: 8/11/77

6-5 295


RAIDERS: 5

NFL: 12

COLLEGE: FLORIDA

Denver, 2000-06.

Signed by Raiders as a free agent in April 2007.




PRO: Durable, veteran blocker has started 63 of 64 games since joining the Raiders in 2007... Part of an offensive unit that ranked second in the NFL in rushing in 2010... Also helped pave the way for an Oakland rushing attack that finished sixth in the league in rushing in 2007 and 10th in 2008... Has played in 158 games with 101 starts over an 11-year NFL career... **2010:** Started all 16 games at RG, marking the sixth straight season that he has started every game in which he was active... Part of a group that set a franchise record by averaging 4.9 yards per rushing attempt... Helped anchor a line that produced the second ranked rushing attack in the NFL and recorded three games with 500-plus yards of total offense... Part of a group that blocked for RB Darren McFadden, who rushed for 1,157 yards on the season to become the Raiders first 1,000-yard rusher since 2007...(9/12) @ TEN: Started at RG in the season opener... Helped block for McFadden, who totaled 95 rushing yards...(9/19) vs. STL: Blocked for McFadden, who totaled 145 yards on the ground...(9/26) @ AZ: Aided McFadden's 105-yard rushing effort... Blocked on a two-yard touchdown run...(10/3) vs. HOU: Part of an offensive line that helped QB pass for 278 yards... Blocked on a two-yard touchdown run...(10/10) vs. SD: Contributed to a 104-yard rushing effort by RB Michael Bush... Blocked on a three-yard touchdown run...(10/24) @ DEN: Part of a record-breaking offensive performance, helping team amass 508 yards of total offense... Helped team set franchise record for points (59), touchdowns (8) and rushing touchdowns (5)... Blocked for a running game that totaled 328 yards and helped QB Jason Campbell pass for 204 yards... Helped McFadden rush for 165 yards and three touchdowns...(10/31) vs. SEA: Contributed to an offense that recorded its second straight 500-plus yard performance, totaling 545 total yards... Anchored a line that enabled Campbell to pass for 310 yards and McFadden to rush for

111 yards...Team totaled 239 rushing yards...Blocked on a four-yard touchdown run by Bush...(11/7) vs. KC: Paved the way for McFadden to rush for 89 yards...(11/28) vs. MIA: Part of a line that allowed just one sack...(12/5) @ SD: Helped McFadden rush for 97 yards...Blocked on a four-yard touchdown run by Bush...Part of a line that allowed just one sack...(12/12) @ JAX: Blocked for McFadden's 123-yard rushing performance...Helped spring McFadden for touchdown runs of 51 and 36 yards...(12/19) vs. DEN: Part of a unit that totaled 502 yards of offense and did not allow a sack...Helped McFadden rush for 119 yards and aided a rushing attack that totaled 264 yards on the ground...Blocked on two one-yard touchdown dives by Bush...Also blocked on a 71-yard reverse for a touchdown by WR Jacoby Ford...(1/2/11) @ KC: Helped Bush rush for 137 yards...Blocked on a 26-yard touchdown run by Bush and a 10-yard rushing score by Ford... **2009:** Started all 16 games at RG, marking the fifth straight season that he has started every game in which he was active...(9/14) vs. SD: Part of an offensive line that allowed just one sack...(9/20) @ KC: Started at RG...Blocked successfully on game-winning drive that culminated in a five-yard touchdown run by McFadden with just over a minute remaining in the game...(10/11) @ NYG: Blocked on a five-yard touchdown run by Bush...(10/18) vs. PHI: Held the line as Raiders passed for 224 yards...Helped Raiders rush for 116 yards as a team...(10/25) vs. NYJ: Part of a line that helped the Raiders average 6.3 yards per rushing attempt...(11/1) @ SD: Blocked on a three-yard touchdown dive...(11/15) vs. KC: Contributed to a running game that amassed 182 yards on the ground — including a 119-yard performance by Bush...Blocked on one-yard touchdown dive...(11/22) vs. CIN: Part of a unit that didn't allow a sack or tackle for a loss...(11/26) @ DAL: Led the way for an offense that totaled 124 rushing yards (5.2 avg.)...(12/6) @ PIT: Anchored the line as QB passed for 308 yards and three touchdowns...Part of an offensive unit that drove 88 yards to score the game-winning touchdown with nine seconds left in game...(12/13) vs. WAS: Blocked on a one-yard touchdown run...(12/20) @ DEN: Aided Raiders running backs in racking up a season-high 241 yards rushing on 34 carries (7.1)...Helped Bush total 133 yards on the ground... Part of a line that limited the Broncos to just one sack...Blocked on a game-winning 62-yard touchdown drive late in the fourth quarter...(12/27) @ CLE: Provided protection as QB Charlie Frye passed for a career-high 333 yards...(1/3/10) vs. BAL: Started at RG as Raider QBs combined to pass for 282 yards...**2008:** Started all 15 games in which he was active...(9/8) vs. DEN: Helped Raiders rush for 150 yards...(9/14) @ KC: Paved the way for Raiders running backs to rush for 300 yards, the most by a Raiders team since 1987...Helped block for McFadden, who gained 164 yards...Part of an offensive line that didn't allow a sack...(9/21) @ BUF: Cleared a path for a one-yard touchdown dive in the third quarter...(9/28) vs. SD: Inactive due to injury, missing his first league game since 2002...(10/12) @ NO: Returned to action and started at G...(10/19) vs. NYJ: Blocked for a Raiders offense that gained 153 yards rushing...Also blocked for a six-play, 42-yard drive that set up game-winning field goal in overtime...(10/26) @ BAL: Started at G...(11/2) vs. ATL: Started at G...(11/9) vs. CAR: Helped Raiders rush for 147 yards, including an 89-yard effort from a Raiders RB...(11/16) @ MIA: Started at G...(11/23) @ DEN: Blocked for Raiders rushing attack that gained 158 yards...Part of an offensive line unit that didn't allow a sack...(11/30) vs. KC: Started on an offensive line that didn't allow a sack for the second straight week and the third time in 2008...Helped pave the way for an Oakland ground attack that gained 139 yards rushing...Helped block on a one-yard touchdown run in the third quarter...(12/4) @ SD: Started at G...(12/14) vs. NE: Blocked on a line that enabled two Raiders RBs to combine for 116 yards rushing...(12/21) vs. HOU: Part of an outstanding all-around effort that allowed running backs to gain 139 rushing yards and enabled QB to complete 18 of 25 pass attempts for 236 yards and two touchdowns...(12/28) @ TB: Started on an offensive line that helped the Raiders rush for 192 yards, the second-highest ground yardage total of the season...Helped Bush rush for a career-high 177 yards...Helped limit the Buccaneers defense to just one sack...**2007:** Started all 16 games...Played an important role in a Raiders RB rushing for 1,009 yards...(9/9) vs. DET: Blocked for three Raider TD drives including a six-play, 62-yard drive and an eight-play, 70-yard drive...Helped create a hole up the middle for a 12-yard score in third quarter...(9/16) @ DEN: Pushed the defensive line back to allow RB to convert a key fourth-and-one on a 10-yard pass play in the third quarter...(9/23) vs. CLE: Blocked for an eight-play, 93-yard touchdown drive and a 15-play, 80-yard touchdown drive...Held the line to allow QB to throw a 41-yard touchdown strike...Created a hole up the middle for a one-yard touchdown run...(9/30) @ MIA: Part of unit that allowed just one sack and blocked for five touchdown drives and 299 rushing yards...(10/14) @ SD: Blocked for a 17-play, 60-yard fourth quarter touchdown drive...(10/21) vs. KC: Held the line to give QB time to hit WR on a 59-yard pass as part of a two-play, 80-yard touchdown drive...

(11/4) vs. HOU: Started at RG...Blocked for a 14-play, 85-yard touchdown drive...Created a hole up the middle for a one-yard touchdown plunge...Gave QB time to hit WR for a 28-yard touchdown late in the fourth quarter...(11/18) @ MIN: Blocked for a five-play, 67-yard drive that was capped off by a touchdown reception...(11/25) @ KC: Blocked for an eight-play, 65-yard touchdown drive...Created a hole up the middle for the eventual game-winning 14-yard touchdown run to cap off a three-play, 77-yard drive...(12/2) vs. DEN: Helped to pave the way for four Raider touchdown drives, including the team's 10-play, 83-yard opening drive...Helped create a hole on the right side for a five-yard touchdown plunge...Part of an offensive line that allowed no sacks...(12/9) @ GB: Blocked for a four-play, 67-yard touchdown drive that was capped off by a touchdown reception...Part of an offensive line that allowed no sacks...(12/16) vs. IND: Blocked for a 20-play, 99-yard touchdown drive and a 13-play, 60-yard touchdown drive...Helped create a hole on the right side for a two-yard touchdown run...Part of an offensive line that allowed no sacks...(12/23) @ JAX: Helped lead the way for a Raider RB to run for 115 yards...(12/30) vs. SD: Helped lead the way for a Raiders RB to run for 122 yards...**2006:** Started all 16 games and was one of three players to take all 1,002 offensive snaps...Contributed to an offensive line that blocked for a 1,000-yard Denver rusher...Line allowed only 31 sacks...Helped the Broncos eclipse 100 rushing yards 14 times, en route to placing eighth in the league with 2,152 rushing yards...In his two seasons as a starter, the team allowed the fifth-fewest sacks (54) in the league...(9/17) vs. KC: Helped clear the way for 145 rushing yards without allowing a sack in the home opener...(9/24) @ NE: Started on an offensive line that paved the way for Denver running back's 100-yard performance and didn't allow a sack...(10/15) vs. OAK: Helped pave the way for the team's 144 rushing yards while yielding only two sacks on "Sunday Night Football"... (10/29) vs. IND: Contributed as a starter to the team's 227-yard performance, including a 136-yard outing for a Denver running back, while allowing only one sack...(11/19) vs. SD: Contributed towards the team's 158 rushing yards on 35 carries (4.5 avg.) on "Sunday Night Football"... (12/24) vs. CIN: Helped clear the way for 127 rushing yards, including 101 in the second half...**2005:** Started all 16 regular season games and both playoff contests...The Broncos offensive line helped the club rank second in the NFL in rushing (158.7 ypg) and also yielded the third-fewest sacks (23) in the league and in team history...Helped to pave the way for a franchise-record 145 rushing first downs...Also was a factor in the team having two 900-plus yard rushers, a 1,000-yard receiver and a 3,000-yard passer in the same season...(9/26) vs. KC: The team allowed only one sack and rushed for 221 yards on "Monday Night Football"... (10/30) vs. PHI: Aided in two running backs reaching 100 yards rushing in a single game and helped QB pass for 300 yards...(11/24) @ DAL: Played on an offensive line that paved the way for 144 rushing yards on Thanksgiving Day...(12/17) vs. BUF: Blocked for a rushing attack that amassed 178 yards and allowed just one sack...(12/24) vs. OAK: Cleared the way for 155 rushing yards...**Postseason:** (1/14/06) vs. NE: Started at G in AFC Divisional Playoff...(1/22/06) vs. PIT: Started at G in AFC Championship Game...**2004:** Played in all 16 regular season games on special teams and started four at guard...Helped Denver set a franchise record by allowing only 15 sacks...(12/12) vs. MIA: Made his first start of the season at right guard...(12/19) KC: Started his second consecutive game...(12/25) @ TEN: Started third consecutive game...(1/2/05) IND: Started in the season finale, helping the Broncos post their second highest rushing total of the year (214 yards)...**Postseason:** (1/9/05) @ IND: Made his first postseason start at right guard in the AFC Wild Card Game...**2003:** Saw action in all 16 regular season games and started two...His play as a reserve helped Denver rush for a franchise-record 2,629 yards...Saw majority of action on special teams...Also contributed in a reserve role and at tackle in goal-line situations in several games...(9/14) @ SD: Became the first Broncos offensive lineman to catch a touchdown pass since 1986 with a six-yard scoring reception for his first career touchdown...(10/26) @ BAL: Saw action at LT...(11/3) vs. NE: Played several series at T...(12/21) @ IND: Made first career start, replacing the starting RG and played a key role in the Broncos rushing for 227 yards and three touchdowns...**Postseason:** (1/4/04) @ IND: Saw action as a reserve in AFC Wild Card Game...**2002:** Inactive for 15 of 16 games...(9/30) @ BAL: Saw action on special teams...**2001:** Played on special teams in all 16 regular season games...(12/9) vs. SEA: Saw action at RT for several plays as reserve...**2000:** Played primarily on special teams...(9/17) @ OAK: Played in his first NFL contest on special teams...(10/22) @ CIN: Saw his first action on offense...**Postseason:** (12/31) @ BAL: Saw action on special teams in AFC Wild Card Game...Selected by the Broncos in the fourth round (112th overall) of the 2000 NFL Draft.

COLLEGE: Played in 48 games with 32 starts in his four-year career at the University of Florida... Started at every guard and tackle position on the offensive line...Four-year Southeastern Conference Academic Honor Roll selection...Named All-American and All-SEC as a senior in 1999 when he started all 13 games as a team tri-captain...Also was a co-recipient of the team's Leadership Award...As a junior, was co-recipient of the Gators Most Consistent Award and received the James Kyne Award as Florida's offensive lineman "Iron Man," playing 12 games and starting nine...Received the Dr. Lombardi GPA Award during the spring before his sophomore season and went on to play all 12 games with four starts at LT...Played in all 11 games and started six at LT as a redshirt freshman in 1996, helping the Gators to a National Championship with a 52-20 win against Florida State in the Sugar Bowl...Co-recipient of the offensive squad's Most Improved Freshman Award during the spring...Business/Finance major.

PERSONAL: Blue Chip Illustrated All-America selection, a USA Today honorable mention selection and a first team all-state choice during his three years starting at McComb (Miss.) High School...Rated one of the nation's top-15 offensive linemen by Blue Chip Illustrated and chosen to play in the Mississippi-Alabama All-Star Game...Brother Will played on the offensive line at Tulane...Married with one daughter.



ROCK CARTWRIGHT 25 RB

BORN: 12/3/79

5-8

215

RAIDERS: 2

NFL: 10

COLLEGE: KANSAS STATE

Washington, 2002-09.

Signed by Raiders as a free agent in April 2010.

PRO: Special teams standout enters second season with the Raiders after eight years with the Washington Redskins...Has played in 139 career games...Career totals include 228 kick returns for 5,435 yards (23.8 avg.) and one touchdown...Has also rushed for 911 yards on 224 carries (4.1) and six touchdowns...Totaled 82 career special teams tackles...**2010:** Recipient of the Commitment to Excellence Award in first season with the Silver and Black...Played in all 16 games, tying for second on the team with 15 special teams tackles...Returned six kickoffs for 103 yards...Rushed nine times for 22 yards and added one reception for 10 yards...Registered a blocked punt...(9/12) @ TEN: Had one reception for 10 yards...Recorded a special teams tackle...(9/19) vs. STL: Recorded one tackle on special teams...(9/26) @ AZ: Returned one kickoff for 24 yards...Made a stop on special teams...(10/3) vs. HOU: Returned one kickoff for 14 yards...(10/10) vs. SD: Blocked a punt for a safety in the first quarter...Totaled two solo tackles on special teams...(10/17) @ SF: Assisted on a special teams tackle...(10/24) @ DEN: Saw action at RB...Carried the ball five times for 17 yards...Added a special teams stop...(10/31) vs. SEA: Registered one tackle on special teams...(11/7) vs. KC: Posted one tackle and forced a fumble on special teams...Returned one kickoff for 14 yards...(11/21) @ PIT: Recorded two solo tackles on special teams...(11/28) vs. MIA: Notched one tackle on special teams...(12/5) @ SD: Returned one kickoff for 28 yards...(12/12) @ JAX: Recorded a season-high three solo tackles on special teams...(1/2/11) @ KC: Had two carries for six yards...Returned one kickoff for 14 yards...**2009:** Saw action in 16 games...Totaled 228 rushing yards on 64 carries (3.6)...Returned 39 kickoffs for 868 yards (22.3)...Posted career highs with 27 receptions for 242 yards (9.0)...(9/27) @ DET: Returned four kickoffs for 92 yards (23.0)...Also had three receptions for 12 yards...Had a four yard touchdown reception from QB Jason Campbell in the fourth quarter...(10/26) vs. PHI: Returned six kickoffs for 161 yards (26.8) including a season-high 42-yard return...Return yardage marked second most of his career...(11/22) @ DAL: Combined for 140 yards of total offense...Rushed 13 times for 67 yards (5.2)...Also had a season-high seven receptions for 73 yards...(11/29) @ PHI: Had a season-high 15 carries for 38 yards...(12/6) vs. NO: Gained 39 yards on 13 carries...Had three receptions for 31 yards...(12/21) vs. NYG: Had a 51-yard reception...(1/3/10) @ SD: Returned six kickoffs for 127 yards...**2008:** Saw action

in all 16 games, serving as team captain...Totaled 1,307 yards on 51 kickoff returns (25.6)... Ranked fourth in the NFC in return yards and sixth in return average...Had 14 special teams tackles...(9/4) @ NYG: Returned five kickoffs for 145 yards (29.0)...Had a 50-yard return...(11/16) vs. DAL: Returned three kickoffs for 80 yards (26.7), including a 58-yard return...(12/14) @ CIN: On five kick returns, set season highs with 182 return yards, an average of 36.4 yards per return and an 87-yard return – the second-longest of his career...(12/28) @ SF: Returned five kickoffs for 143 yards (28.6)...**2007:** Played in 15 games...Totaled 52 kickoff returns for 1,339 yards (25.8)...Accumulated 100 or more return yards in six games...(9/17) @ PHI: Returned five kickoffs for 130 yards (26.0)...(9/23) vs. NYG: Posted 140 yards on five kickoff returns (28.0)...(10/21) vs. AZ: Had one kickoff return for 80 yards...(11/11) vs. PHI: Returned a season-high six kickoffs for 141 yards (23.5)...(11/18) @ DAL: Totaled 145 yards on five kickoff returns (29.0)...(12/2) vs. BUF: Had five kickoff returns for 134 yards (26.8)...**Postseason:** (1/5/08) @ SEA: In NFC Wild Card Game, returned six kickoffs for a season-high 176 yards (29.3) including a 55-yard return...**2006:** Assumed full-time kick return duties, returning kickoffs in all 16 games... Established a franchise record with 1,541 kickoff return yards on 64 returns (24.1)...(9/17) @ DAL: Set career highs with 163 return yards, including a 100-yard kickoff return for a touch-down...Averaged 40.8 yards on four kickoff returns...Also rushed five times for 15 yards...(10/1) vs. JAX: Returned five kickoffs for 150 yards (30.0)...(10/22) @ IND: Set a career high with seven kickoff returns for 152 yards (21.7)...(11/12) @ PHI: Returned five kickoffs for 123 yards (24.6)...(12/24) @ STL: Returned five kickoffs for 111 yards (22.2)...(12/30) vs. NYG: Had six kickoff returns for 135 yards (22.5)...**2005:** Rushed for 199 yards on 27 carries (7.4)...Finished third on team with 22 special teams tackles...(11/20) vs. OAK: Had one reception for 17 yards...(11/27) vs. SD: Had a 13-yard touchdown run...(12/4) @ STL: Rushed nine times for a career-high 118 yards (13.1)...Had a career-long 52-yard run...Also returned four kickoffs for 82 yards (20.5)...**Postseason:** (1/7/06) @ TB: Saw action on special teams in NFC Wild Card Game...(1/14/06) @ SEA: Played on special teams in NFC Divisional Playoff Game...**2004:** Played in 13 regular season games...Credited with 15 special teams tackles...(1/2/05) vs. MIN: Had a two-yard rushing attempt...**2003:** Saw action in 15 games with three starts...Set career highs with 107 rushing attempts for 411 yards and three touchdowns...Also had 18 receptions for 176 yards...(9/14) @ ATL: Scored first career touchdown on a one-yard carry...(9/28) vs. NE: Had a three-yard touchdown run...(11/9) vs. SEA: Rushed 13 times for 81 yards (6.2) with a long run of 21 yards...(11/30) vs. NO: Gained 27 yards on four carries (6.8) and one touchdown...(12/14) vs. DAL: Made first career start at RB...Set a career high with 21 rushing attempts for 94 yards...(12/27) vs. PHI: Rushed for 43 yards and a touchdown...**2002:** Played in all 16 games as a rookie...Had 11 receptions for 121 yards (11.0)...(9/8) vs. AZ: Made NFL debut on special teams...(9/22) @ SF: Had first two career receptions for 29 yards (14.5)...(12/8) vs. NYG: Had first career rush for one yard...(12/22) vs. HOU: Had a 12-yard touchdown reception...Selected by the Redskins in the seventh round (257th overall) of the 2002 NFL Draft.

COLLEGE: An All-Big 12 honorable mention selection as a senior at Kansas State...Had 66 carries for 292 yards and two touchdowns as a senior fullback...Caught 15 passes for 108 yards... Totaled 46 carries for 278 yards (6.0 avg.) and six touchdowns as a junior...Attended Trinity Valley (Athens, Texas) Community College, earning honorable mention All-Conference honors twice...Helped lead team to Southwest Junior College Conference Championship...Social Science Education major.

PERSONAL: Attended Conroe (Texas) High School...Started all four seasons in football... Named Parade All-American...Set school record with 2,060 yards as a senior...Finished prep career with 5,231 rushing yards...District 15-5A MVP and second team all-state as a junior and senior...Also lettered four years in track and field and two years in baseball.

| YEAR | TEAM | RUSHING | | | | | | | RECEIVING | | | | |
|------------|------|---------|----|-----|-----|-----|----|----|-----------|-----|------|----|----|
| | | GP | GS | ATT | YDS | AVG | LG | TD | NO | YDS | AVG | LG | TD |
| 2002 | WAS | 16 | 0 | 3 | 22 | 7.3 | 20 | 0 | 11 | 121 | 11.0 | 22 | 1 |
| 2003 | WAS | 15 | 3 | 107 | 411 | 3.8 | 22 | 4 | 18 | 176 | 9.8 | 40 | 0 |
| 2004 | WAS | 13 | 0 | 2 | 0 | 0.0 | 2 | 0 | 0 | 0 | 0.0 | 0 | 0 |
| 2005 | WAS | 16 | 0 | 27 | 199 | 7.4 | 52 | 2 | 2 | 23 | 11.5 | 17 | 0 |
| 2006 | WAS | 16 | 0 | 5 | 15 | 3.0 | 9 | 0 | 0 | 0 | 0.0 | 0 | 0 |
| 2007 | WAS | 15 | 0 | 2 | 0 | 0.0 | 1 | 0 | 0 | 0 | 0.0 | 0 | 0 |
| 2008 | WAS | 16 | 0 | 5 | 14 | 2.8 | 7 | 0 | 1 | -7 | -7.0 | -7 | 0 |
| 2009 | WAS | 16 | 2 | 64 | 228 | 3.6 | 34 | 0 | 27 | 242 | 9.0 | 51 | 1 |
| 2010 | OAK | 16 | 0 | 9 | 22 | 2.4 | 10 | 0 | 1 | 10 | 10.0 | 10 | 0 |
| NFL TOTALS | | 139 | 5 | 224 | 911 | 4.1 | 52 | 6 | 60 | 565 | 9.4 | 51 | 2 |

| KICKOFF RETURNS | | | | | | |
|-----------------|------|-----|-------|------|-----|----|
| YEAR | TEAM | NO | YDS | AVG | LG | TD |
| 2002 | WAS | 10 | 169 | 16.9 | 32 | 0 |
| 2003 | WAS | 2 | 26 | 13.0 | 13 | 0 |
| 2004 | WAS | 0 | 0 | 0.0 | 0 | 0 |
| 2005 | WAS | 4 | 82 | 20.5 | 25 | 0 |
| 2006 | WAS | 64 | 1,541 | 24.1 | 100 | 1 |
| 2007 | WAS | 52 | 1,339 | 25.8 | 80 | 0 |
| 2008 | WAS | 51 | 1,307 | 25.6 | 87 | 0 |
| 2009 | WAS | 39 | 868 | 22.3 | 42 | 0 |
| 2010 | OAK | 6 | 103 | 17.2 | 28 | 0 |
| NFL TOTALS | | 228 | 5,435 | 23.8 | 100 | 1 |

CAREER SINGLE GAME HIGHS

Rushing Attempts: 21 (12/14/03) vs. DAL

Rushing Yards: 118 (12/4/05) @ STL

Rushing Touchdowns: 1, six times, last (11/27/05) vs. SD

Longest Rush: 52 (12/4/05) @ STL

Receptions: 7 (11/22/09) @ DAL

Receiving Yards: 73 (11/22/09) @ DAL

Receiving Touchdowns: 1, twice, last (9/27/09) @ DET

Longest Reception: 51 (12/21/09) vs. NYG

Kick Returns: 7 (10/22/06) @ IND

Kick Return Yards: 163 (9/17/06) @ DAL

Longest Kick Return: 100 (9/17/06) @ DAL

Kick Return Touchdowns: 1 (9/17/06) @ DAL

(all with Washington)



JON CONDO

59 LB/LS

BORN: 8/26/81

6-3 250

RAIDERS: 5

NFL: 6

COLLEGE: MARYLAND

Dallas, 2005.

Signed by Raiders as a free agent in November 2006.

PRO: Athletic specialist has handled all long-snapping duties for the Raiders for the last four seasons...Earned his first Pro Bowl selection following 2009 season...**2010:** Snapped on all kicks, helping K Sebastian Janikowski set a franchise record with 142 points...Also snapped on punts for Pro Bowl punter Shane Lechler, who was tabbed for first team All-Pro honors by the AP...Posted six tackles (five solo), one forced fumble and one fumble recovery on special teams...(9/12) @ TEN: Snapped on two successful field goal attempts...Snapped on a season-high 68-yard punt by Lechler...Recorded two special teams tackles...(9/26) @ AZ: Snapped on three successful field goal attempts including a 54-yarder...Recovered a muffed punt that set up a first quarter field goal...Added a special teams tackle...(10/3) vs. HOU: Posted a tackle on special teams...(10/10) vs. SD: Snapped on a successful 50-yard field goal attempt...(10/17) @ SF: Snapped on three field goals...Added a special teams stop...(10/24) @ DEN: Forced a fumble in punt coverage...Helped set an NFL record by snapping on eight successful extra point attempts...Credited with a special teams tackle...(10/31) vs. SEA: Snapped on four field goals including a 49-yarder...(11/7) vs. KC: Snapped on three successful field goal attempts including game-tying 41-yarder with three seconds remaining in regulation and 33-yard overtime winner...(12/19) vs. DEN: Handled long-snapping duties on three successful field goals including a 49-yarder...(12/26) vs. IND: Snapped on four successful field goal attempts...Snapped on a 59-yard field goal that marked the second-longest in Raiders history...**2009:** Added to the AFC roster as a "need" player and snapped on punts and place kicks during the Pro Bowl in South Florida...Snapped for Lechler, who posted a 51.1-yard punting average on the season, the second-best mark in NFL history...Tied for third on the team with a career-high 10 special teams tackles...(9/14) vs. SD: Handled all long-snapping duties...Posted a special teams tackle...(9/20) @ KC: Snapped on a 54-yard field goal by Janikowski...Snapped on Lechler's season-high 70-yard punt...Made a tackle on special teams...(9/27) vs. DEN: Snapped on all punts and place kicks...(10/4) @ HOU: Handled all long-snapping duties...Posted two tackles (one) on special teams...(10/11) @ NYG: Handled all long-snapping duties...Recorded a tackle on special teams...(10/18) vs. PHI: Snapped on all punts and place kicks...(10/25) vs. NYJ: Posted one special teams tackle...(11/1) @ SD: Handled all long snapping duties...Snapped on three successful field goal attempts...(11/15) vs. KC: Assisted on two tackles on special teams...Snapped on a 50-yard field goal by Janikowski...(11/22) vs. CIN: Snapped on all punts and place kicks...Part of two Janikowski field goals including the 33-yard game-winner with just 15 seconds left in the contest...(11/26) @ DAL: Snapped on all punts...(12/6) @ PIT: Handled all long snapping duties...(12/13) vs. WAS: Successfully snapped on a 54-yard field goal by Janikowski...(12/20) @ DEN: Posted a special teams tackle...Snapped on a 54-yard Janikowski field goal...(12/27) @ CLE: Snapped on Janikowski's 61-yard field goal, setting a Raiders record and marking the third longest field goal in NFL history...(1/3/10) vs. BAL: Successfully snapped on two field goals as Janikowski became the first Raider to reach 1,000 career points...**2008:** Played in 16 games, handling all long-snapping duties and contributing on special teams...Also collected four special teams tackles...(9/8) vs. DEN: Handled all snaps on punts and place kicks...(9/14) @ KC: Snapped on a then-franchise record 56-yard field goal by Janikowski...(9/21) @ BUF: Saw action as the long snapper...(9/28) vs. SD: Snapped on Lechler's season-high 70-yard punt...(10/12) @ NO: Handled all long-snapping duties...(10/19) vs. NYJ: Snapped on Janikowski's 57-yard game-winning field goal that set a Raiders record and an NFL record for longest overtime field goal...(10/26) @ BAL: Handled all snaps on punts and place kicks...(11/2) vs. ATL: Handled all long snapping duties...(11/9) vs. CAR: Snapped on a season-high

11 punts...(11/16) @ MIA: Handled all snaps on punts and place kicks...Contributed two special teams tackles...(11/23) @ DEN: Handled all long snapping duties...(11/30) vs. KC: Saw action as the long snapper...(12/4) @ SD: Handled all snaps on punts and place kicks...(12/14) vs. NE: Handled all long snapping duties...(12/21) vs. HOU: Saw action as the long snapper...Collected two tackles on special teams...(12/28) @ TB: Handled all long snapping duties...**2007:** Played in 16 games and also contributed to the kick coverage units...(9/9) vs. DET: Handled all snaps on punts and place kicks...Tackled Detroit return specialist on a punt return...(9/16) @ DEN: Handled all snaps on punts and place kicks...(9/23) vs. CLE: Handled all snaps on punts and place kicks...(9/30) @ MIA: Handled all snaps on punts and place kicks...(10/14) @ SD: Handled all snaps on punts and place kicks...Assisted on a special teams tackle...(10/21) vs. KC: Handled all snaps on punts and place kicks...Recorded one special teams tackle and assisted on another...(10/28) @ TEN: Handled all snaps on punts and place kicks...(11/4) vs. HOU: Handled all snaps on punts and place kicks...Recorded one special teams tackle...(11/11) vs. CHI: Handled all snaps on punts and place kicks...(11/18) @ MIN: Handled all snaps on punts and place kicks...(11/25) @ KC: Handled all snaps on punts and place kicks...(12/2) vs. DEN: Handled all snaps on punts and place kicks...(12/9) @ GB: Handled all snaps on punts and place kicks...Recorded one special teams tackle...(12/16) vs. IND: Handled all snaps on punts and place kicks...Recorded one special teams tackle...(12/23) @ JAX: Handled all snaps on punts and place kicks...(12/30) vs. SD: Handled all snaps on punts and place kicks...Had one special teams tackle...**2006:** In training camp with the New England Patriots...Signed to Raiders practice squad on 11/29...**2005:** Played in three games for the Cowboys...Signed by Dallas as an undrafted rookie free agent.

COLLEGE: Served as Maryland's long snapper and was a reserve defensive end...Was atop the depth chart at long snapper for 38 straight games...Played in all 13 games as a senior...Earned the team award as "Top Special Teams Performer," the first pure long snapper to earn the honor in Maryland history...Majored in Science Education.

PERSONAL: A 2000 graduate of Philipsburg-Osceola (Pa.) High School...Named first team all-state by the Pittsburgh Post-Gazette as a senior after rushing for nearly 1,000 yards and totaling more than 100 tackles, including 13 sacks...Also had three interceptions...Unanimous All-Big 8 Conference selection as a running back, linebacker and punter...Nominated to play in the Big 33 All-Star Game...As a junior, was a first team all-conference selection as a running back, linebacker and punter after rushing for 1,008 yards and nine touchdowns while averaging 17 tackles per game...Set school career records for rushing yards (2,700) and tackles (374).



BRUCE DAVIS

58 LB

BORN: 9/2/85

6-3

250

RAIDERS: 2

NFL: 3

COLLEGE: UCLA

Pittsburgh, 2008.

Signed by Raiders as a free agent in October 2010.

PRO: Versatile linebacker with Raider lineage has spent time with five teams in three NFL seasons...Signed by Raiders from San Francisco 49ers practice squad in October 2010...Has played in 11 career games...**2010:** Spent time with New England Patriots and Denver Broncos during offseason before being signed by 49ers...Signed by Raiders on 10/5...Played in six games with the Silver and Black...Inactive for five contests...(10/10) vs. SD: Made Raiders debut on special teams...(12/12) @ JAX: Recorded two tackles on special teams...(1/2/11) @ KC: Posted two special teams tackles...**2009:** In training camp with Pittsburgh...Signed to New England Patriots practice squad on 10/7...**2008:** Played in five games for the Steelers, contributing on special teams...(9/29) vs. BAL: Made NFL debut, playing on special teams...(10/5) @ JAX: Played on special teams...(10/19) @ CIN: Saw action on special teams...(10/26) vs. NYG:

Played on special teams...(11/9) vs. IND: Played on special teams...**Postseason:** Inactive for three postseason games including Super Bowl XLIII...Selected by the Steelers in the third round (88th overall) of the 2008 NFL Draft.


COLLEGE: Finished collegiate career at UCLA ranked second in school history with 29 quarterback sacks...His 42.5 stops for losses rank third in school annals...His 17.5 tackles behind the line of scrimmage in 2006 rank ninth and his 15.5 stops for losses in 2007 rank 10th on the school's season-record list...In 2006, tied for third on UCLA's season-record chart with 12.5 sacks... In 50 games at UCLA, started 28 contests at right defensive end...Recorded 137 tackles (95 solo) with 29 sacks for losses totaling 170 yards and 42.5 stops for losses of 229 yards...Posted five quarterback pressures and deflected seventeen passes...Forced six fumbles and recovered three others, returning two for a total of 20 yards...As a senior, garnered All-American second-team and All-Pac-10 first-team honors...Started all year at right end, ranking ninth nationally with 12 sacks...Led the Bruins with 15.5 stops for losses, forced two fumbles and recovered another...Broke up nine passes and registered 45 tackles (32).

PERSONAL: Attended Clear Creek (League City, Texas) High School...Received a six-star prospect rating from Max Emfinger's recruiting service and earned All-American accolades...Ranked 19th among the nation's defensive ends...Added Super Prep All-American and All-Southwest/Texas honors, was rated the 20th-best overall prospect in the state...A Prep Star All-American selection...Added All-Greater Houston Area and All-League recognition as a senior...Recorded 65 tackles (50 solo), 12 quarterback sacks and 17 stops for losses in senior season...As a junior, registered 32 tackles, including eight sacks...Also lettered in track, competing in the long jump...His father, Bruce Davis, Sr., played offensive tackle for the Raiders from 1979-87.

| YEAR | TEAM | GP | GS | SACKS | YDS | INT | YDS | FF | FR | PD |
|-------------------|------|-----------|----------|------------|------------|----------|----------|----------|----------|----------|
| 2008 | PIT | 5 | 0 | 0.0 | 0.0 | 0 | 0 | 0 | 0 | 0 |
| 2009 | DNP | - | - | - | - | - | - | - | - | - |
| 2010 | OAK | 6 | 0 | 0.0 | 0.0 | 0 | 0 | 0 | 0 | 0 |
| NFL TOTALS | | 11 | 0 | 0.0 | 0.0 | 0 | 0 | 0 | 0 | 0 |

CAREER SINGLE GAME HIGHS

Tackles: 2, twice, last (1/2/11) @ KC



TRENT EDWARDS

BORN: 10/30/83

6-4 230

RAIDERS: 1

NFL: 5

COLLEGE: STANFORD

Buffalo, 2007-10; Jacksonville, 2010.

Signed by Raiders as a free agent in July 2011.

5 QB

PRO: Veteran signal-caller enters fifth NFL season, first with the Silver and Black...Has seen action in 37 career games with 33 starts with Buffalo and Jacksonville...Career totals include 561 completions on 927 pass attempts for 6,019 yards and 26 touchdowns...Has completed 60.5 percent career pass attempts...**2010:** Played in five games with three starts with Buffalo (two) and Jacksonville (one)...Claimed by Jaguars via waivers on 9/28...(9/12) vs. MIA: Completed 18 of 34 pass attempts for 139 yards and a touchdown...(9/19) @ GB: Completed 11 of 18 pass attempts for 102 yards...(10/18) vs. TEN: Saw first action with Jacksonville...Completed 14 of 24 passes for 140 yards...(1/2/11) @ HOU: Started at QB...Completed 12 of 25 pass attempts for 140 yards and a touchdown...**2009:** Played in eight games, making seven starts...Totaled 110 completions on 183 pass attempts with six touchdowns...Also rushed for 106 yards...Inactive from 10/25-11/1 and from 12/27-1/3/10...(9/14) @ NE: Passed for two touchdowns in

season opener...Completed 15 of 25 pass attempts for 212 yards...(9/20) vs. TB: Recorded fifth career multi-touchdown game...Completed 21 of 31 passes for 230 yards and two scores...(9/27) vs. NO: Completed 20 of a season-high 35 pass attempts for 156 yards...(10/4) @ MIA: Passed for 192 yards on 16 completions with a touchdown...Passed the 5,000 career passing yards mark...(10/11) vs. CLE: Completed 16 of 31 passes for 152 yards...Established a career high with 40 rushing yards on four attempts...(10/18) @ NYJ: Completed all five pass attempts before leaving game due to injury...(11/5) @ TEN: Made 30th career start...Was 18 for 28 passing for 185 yards and a touchdown...(12/20) vs. NE: Entered game in fourth quarter, completing one of two passes...**2008:** Started 14 games, completing 245 of 374 pass attempts for 2,699 yards and 11 touchdowns...Ranked third in the NFL with a 106.3 fourth quarter passer rating...Ranked sixth in the NFL with a 65.5 completion percentage...(9/7) vs. SEA: Completed 19 of 30 pass attempts for 215 yards and one touchdown...(9/14) @ JAX: Led team on a fourth quarter game-winning drive...Posted a quarterback rating of 119.8...Completed 20 of 25 passes for 239 yards and one touchdown...Set a Buffalo franchise record for consecutive pass completions with 16 straight by starting out 10 for 10 on the day...(9/21) vs. OAK: Completed 24 passes on a career-high 39 attempts for 279 yards and one touchdown...(9/28) @ STL: Completed 15 of 25 pass attempts for 197 yards and a touchdown...(10/5) @ AZ: Completed all three pass attempts before leaving game due to injury...(10/19) vs. SD: Completed a career-high 25 passes on 30 attempts for 261 yards and one touchdown...Set a franchise record with an 83.3 completion percentage...Registered a 114.0 quarterback rating...(10/26) @ MIA: Was 21 for 35 passing for 227 yards...(11/2) vs. NYJ: Established a career high with 289 passing yards on 24 completions with one touchdown...(11/9) @ NE: Completed 13 of 23 pass attempts for 120 yards and a touchdown...(11/17) vs. CLE: Threw for 148 yards on 16 of 26 passing and one touchdown...Scored first career rushing touchdown on a quarterback sneak...(11/23) @ KC: Was 24 for 32 passing for 273 yards and two touchdowns...Also rushed for two touchdowns...Posted a career high 121.0 quarterback rating...(11/30) vs. SF: Completed 10 of 21 passes for 112 yards...(12/21) @ DEN: Posted a fourth quarter comeback win for the fourth time of the season...Threw for 193 yards and one touchdown on 17 for 25 passing...(12/28) vs. NE: Completed 14 of 25 pass attempts for 128 yards...**2007:** Saw action in 10 games with nine starts as a rookie...Named to PFW/PFWA All-Rookie Team...Also named to NFL.com Gil Brandt's All-Rookie Team...Nine starts were the most for an NFL rookie quarterback...(9/23) @ NE: Made NFL debut in a reserve role...Completed 10 of 20 passes for 97 yards...(9/30) vs. NYJ: Made first career start...Was 22 of 28 passing for 234 yards and first career touchdown pass...(10/8) vs. DAL: Completed 23 of 31 passes for 176 yards...(10/21) vs. BAL: Was 11 for 21 passing for 153 yards...(10/28) @ NYJ: Completed 14 of 21 passes for 130 yards...(12/2) @ WAS: Returned to starting lineup...Completed 22 of 36 passes for 257 yards...Named Diet Pepsi NFL Rookie of the Week...(12/9) vs. MIA: Was 11 for 23 passing for 165 yards and four touchdowns...Set a Buffalo rookie record with four touchdown passes...Completed a career-long 70-yard pass...Named Diet Pepsi NFL Rookie of the Week for the second straight week...(12/16) @ CLE: Completed 13 of 33 passes for 124 yards...(12/23) vs. NYG: Was nine for 26 passing for 161 yards and two touchdowns...(12/30) @ PHI: Completed 16 of 30 passes for 133 yards...Selected by the Bills in the third round (92nd overall) of the 2007 NFL Draft.

COLLEGE: Finished collegiate career ranked sixth on Stanford's career list with 487 completions on 865 pass attempts...Ranked seventh all-time in Cardinal history with 5,429 passing yards, 36 touchdowns and 5,628 yards of total offense...Posted a 62.7 completion percentage in 2005, which ranked 10th on Stanford's single-season chart...Career completion percentage of 56.3 ranked 10th all-time...Recipient of the Irving S. Zeimer Memorial Award as the team's Most Valuable Player in 2005...Graduated with a degree in political science.

PERSONAL: Attended Los Gatos (Calif.) High School...Rated one of the top quarterback prospects by nearly every recruiting publication in 2001...Named CCS Player of the Year by the San Jose Mercury News, first team all-state by Cal-Hi Sports, all-league, DeAnza League MVP and all-CCS...Set a state record with a 78.1 pass completion percentage...Won back-to-back Central Coast Section Division III championships.

PASSING

| YEAR | TEAM | GP | GS | ATT | CMP | PCT | YDS | YDS/ATT | TD | INT | LG | RATING |
|-------------------|---------|-----------|-----------|------------|------------|-------------|--------------|------------|-----------|-----------|-----------|-------------|
| 2007 | BUF | 10 | 9 | 269 | 151 | 56.1 | 1,630 | 6.1 | 7 | 8 | 70 | 70.4 |
| 2008 | BUF | 14 | 14 | 374 | 245 | 65.5 | 2,699 | 7.2 | 11 | 10 | 65 | 85.4 |
| 2009 | BUF | 8 | 7 | 183 | 110 | 60.1 | 1,169 | 6.4 | 6 | 7 | 46 | 73.8 |
| 2010 | BUF/JAX | 5 | 3 | 101 | 55 | 54.5 | 521 | 5.2 | 2 | 5 | 44 | 54.9 |
| NFL TOTALS | | 37 | 33 | 927 | 561 | 60.5 | 6,019 | 6.5 | 26 | 30 | 70 | 75.4 |

RUSHING

| YEAR | TEAM | ATT | YDS | AVG | LG | TD |
|-------------------|---------|-----------|------------|------------|-----------|----------|
| 2007 | BUF | 14 | 49 | 3.5 | 14 | 0 |
| 2008 | BUF | 36 | 117 | 3.3 | 15 | 3 |
| 2009 | BUF | 14 | 106 | 7.6 | 20 | 0 |
| 2010 | BUF/JAX | 14 | 58 | 4.1 | 14 | 0 |
| NFL TOTALS | | 78 | 330 | 4.2 | 20 | 3 |

CAREER SINGLE GAME HIGHS

Passing Attempts: 39 (9/21/08) vs. OAK

Passing Completions: 25 (10/19/08) vs. SD

Passing Yards: 289 (11/2/08) vs. NYJ

Passing Touchdowns: 4 (12/9/07) vs. MIA

Longest Completion: 70 (12/9/07) vs. MIA

Rushing Attempts: 6 (11/23/08) @ KC

Rushing Yards: 40 (10/11/09) vs. CLE

Rushing Touchdowns: 2 (11/23/08) @ KC

Longest Rush: 20 (9/20/09) vs. TB

(all with Buffalo)



HIRAM EUGENE

BORN: 11/24/80

6-2

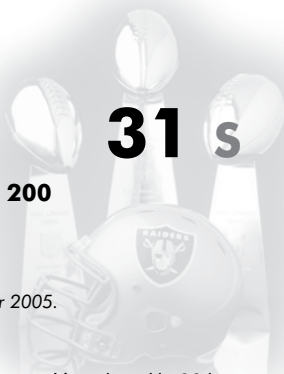
200

RAIDERS: 6

NFL: 6

COLLEGE: LOUISIANA TECH

Signed by Raiders as a free agent in September 2005.



PRO: Veteran safety is a key contributor on defense and special teams...Has played in 60 league games with 19 starts in five seasons with the Raiders...Career totals include 153 tackles, six passes defended, one interception and two forced fumbles...**2010:** Saw action in 14 games, excelling on special teams...Recorded a team-high 17 special teams tackles...Led the NFL with three fumble recoveries on special teams and scored first career touchdown on a blocked punt recovery...Registered 22 total tackles (21 solo) ...(9/12) @ TEN: Recorded three tackles including one special teams stop...(10/10) vs. SD: Returned a blocked punt in the first quarter for five yards and first career TD...Added a special teams tackle...(10/17) @ SF: Posted two tackles...(10/24) @ DEN: Credited with a solo tackle...(10/31) vs. SEA: Posted a solo tackle...(11/7) vs. KC: Recorded two special teams tackles...Recovered a fumble on kickoff coverage in the third quarter...(11/21) @ PIT: Recorded two solo tackles on special teams...(11/28) vs. MIA: Registered three special teams tackles...(12/5) @ SD: Recovered a muffed punt deep in Charger territory to set up a Raider touchdown...(12/19) vs. DEN: Posted two special teams tackles...Recovered a fumble on a first quarter punt that set up a Raiders field goal...Also credited with a forced fumble...(12/26) vs. IND: Posted two tackles on special teams...(1/21/11) @ KC: Totaled three special teams tackles... **2009:** Played in 14 games with four starts...Recorded first career

interception...Ranked second on the team with 12 special teams tackles...Posted 43 tackles (38) and three passes defended...(9/14) vs. SD: Started at FS...Had two solo tackles and one pass defended...(9/20) @ KC: Started at FS...Totalled five tackles including one stop on special teams...(9/27) vs. DEN: Inactive...(10/4) @ HOU: Inactive...(10/11) @ NYG: Returned to starting lineup at FS...Totalled seven tackles (four)...(10/18) vs. PHI: Started at FS...Made two tackles...(10/25) vs. NYJ: Made one tackle...(11/1) @ SD: Totalled two tackles, including one on special teams...(11/15) vs. KC: Had two solo tackles...(11/22) vs. CIN: Had two tackles on defense and one stop on special teams...(11/26) @ DAL: Made one special teams tackle...(12/6) @ PIT: Recorded first career interception, picking off a second quarter pass in the end zone to halt a potential scoring drive...Credited with two passes defended...(12/13) vs. WAS: Tied for team lead with six solo tackles...Added a stop on special teams...(12/20) @ DEN: Had one tackle...(12/27) @ CLE: Recorded five solo tackles...(1/3/10) vs. BAL: Tied a season high with six solo tackles, including a special teams stop...**2008:** Saw action in all 16 games...Started 10 games at FS...Collected 57 total tackles (46)...Also contributed three passes defended and one forced fumble...Had six tackles on special teams...(9/8) vs. DEN: Recorded one tackle and forced a fumble on special teams...(9/28) vs. SD: Collected a tackle on special teams...(10/12) @ NO: Tallied two special teams tackles...(10/19) vs. NYJ: Made first start at FS...Recorded four solo tackles...(10/26) @ BAL: Racked up seven total tackles (four)...(11/2) vs. ATL: Set a season high with nine total tackles (six)...(11/9) vs. CAR: Had one tackle and one pass defended...(11/16) @ MIA: Made one solo tackle and had one assist...(11/23) @ DEN: Had two solo tackles...(11/30) vs. KC: Collected six total tackles...(12/4) @ SD: Tied a season high with nine total tackles (eight)...(12/14) vs. NE: Notched two special teams tackles...(12/21) vs. HOU: Had six solo tackles...(12/28) @ TB: Recorded two solo tackles and one assist...Had one pass defended...**2007:** Played in 16 games and started five...Finished the season with 31 total tackles...(9/9) vs. DET: Played S and recorded two tackles...(9/23) vs. CLE: Saw time at S and on special teams...Assisted on one tackle and made a special teams tackle...(9/30) @ MIA: Recorded one special teams tackle...(11/4) vs. HOU: Recorded one special teams tackle...(11/11) vs. CHI: Made one special teams tackle...(11/18) @ MIN: Played at S and on special teams...Recorded three tackles and one assist...(11/25) @ KC: Started at S and had four solo tackles...(12/2) vs. DEN: Started at S and recorded three tackles and an assist...(12/9) @ GB: Started at S and had three solo tackles and three assists...(12/16) vs. IND: Played S and recorded one solo tackle and an assist...(12/23) @ JAX: Saw time at S...Had two solo tackles and an assist...(12/30) vs. SD: Started at S and assisted on one tackle...**2006:** Spent the majority of the season on the practice squad before being elevated to the active roster...(12/31) @ NYJ: Inactive...Played in NFL Europa in 2006 with the Berlin Thunder as a defensive back and on special teams...**2005:** Assigned to practice squad after joining the Silver and Black following start of the regular season.

COLLEGE: Recorded 29 tackles (12 solo) with a sack in 12 games as a senior at Louisiana Tech...Had three tackles for losses totaling 12 yards...Added a pass defended...His sack went for a six-yard loss...Played two seasons at Pearl River Community College prior to transferring to Louisiana Tech...Named second team All-South Division of the Mississippi Junior Colleges following the 2002 season...Helped lead Pearl River to the 2002 South Division Championship.

PERSONAL: Lettered three years at Jeanerette (La.) High School...Earned all-district and all-state honors in 1997 and 1999 at free safety and wide receiver...Was all-state in basketball and track and field (high jump and long jump) in 1999.

| YEAR | TEAM | GP | GS | SACKS | YDS | INT | YDS | FF | FR | PD |
|------------|------|----|----|-------|-----|-----|-----|----|----|----|
| 2006 | OAK | 0 | 0 | 0.0 | 0.0 | 0 | 0 | 0 | 0 | 0 |
| 2007 | OAK | 16 | 5 | 0.0 | 0.0 | 0 | 0 | 0 | 0 | 0 |
| 2008 | OAK | 16 | 10 | 0.0 | 0.0 | 0 | 0 | 1 | 0 | 3 |
| 2009 | OAK | 14 | 4 | 0.0 | 0.0 | 1 | 0 | 0 | 0 | 3 |
| 2010 | OAK | 14 | 0 | 0.0 | 0.0 | 0 | 0 | 1 | 3 | 0 |
| NFL TOTALS | | 60 | 19 | 0.0 | 0.0 | 1 | 0 | 2 | 3 | 6 |

CAREER SINGLE GAME HIGHS


Tackles: 9, twice, last (12/4/08) @ SD

Interceptions: 1 (12/6/09) @ PIT

Forced Fumbles: 1 (12/19/10) vs. DEN

Fumble Recoveries: 1, three times, last (12/19/10) vs. DEN

Passes Defensed: 2 (12/6/09) @ PIT



JACOBY FORD

12 WR

BORN: 7/27/87

5-9 185

RAIDERS: 2

NFL: 2

COLLEGE: CLEMSON

Raiders 4th round pick in 2010.

PRO: Explosive talent enjoyed breakout rookie campaign at WR and KR...Excelled in kick return duties, setting a franchise record with three touchdown returns...Received AFC Special Teams Player of the Week honors twice and voted NFL Pepsi Rookie of the Week once...Named AFC Special Teams Player of the Month for November...**2010:** Saw action in 16 games and started the final nine games of the season at WR...Returned 53 kickoffs for 1,280 yards (24.2 avg.) and three touchdowns...Three scores on kick returns established a Raiders single-season and career record...Ranked sixth in the NFL in kick return yards...Had 25 receptions for 470 yards and two touchdowns...Averaged a team-high 18.8 yards per reception...Also rushed 10 times for 155 yards and two touchdowns...(9/12) @ TEN: Made NFL debut, seeing action on special teams and WR...(9/19) vs. STL: Returned three kickoffs for 61 yards...(9/26) @ AZ: Had two kick returns for 83 yards...(10/3) vs. HOU: Returned three kickoffs for 85 yards...Had first career rushing attempt for eight yards...(10/10) vs. SD: Had five kickoff returns for 91 yards...(10/17) @ SF: Returned three kicks for 30 yards...(10/24) @ DEN: Registered first two career receptions for 15 yards...Rushed twice for 29 yards...(10/31) vs. SEA: Made first career start at WR...Had two receptions for 22 yards...Rushed once for 11 yards...Returned one kickoff for 17 yards...(11/7) vs. KC: Named AFC Special Teams Player of the Week and Pepsi Rookie of the Week for his performance in overtime win...Returned second half kickoff 94 yards for a touchdown...Racked up 306 all-purpose yards...Totaled 156 yards on four kickoff returns (39.5)...Added six receptions for 148 yards...Became just the second player in NFL history to record 140 receiving yards and 150 return yards in a single game, joining Pittsburgh's Gary Ballman who accomplished the feat in 1963...Two of his receptions set up key field goals including a 29-yard catch to set up the game-tying field goal with seven seconds remaining in regulation and a 47-yard reception to set up the game-winning 33-yard field goal in overtime...(11/21) @ PIT: Totaled two receptions for 27 yards...Returned four kickoffs for 73 yards...(11/28) vs. MIA: Returned game-opening kickoff 101 yards for a touchdown, the third longest return in Raiders history...Posted second 100-yard receiving game with 108 yards on four catches with a touchdown...Scored on a 44-yard completion, marking his first career receiving touchdown...Totaled seven kickoff returns for a career-high 208 yards (29.7)...Added a 13-yard rush...(12/5) @ SD: Caught a four-yard touchdown pass...Returned three kickoffs for 52 yards...(12/12) @ JAX: Had two receptions for 43 yards...Totaled 86 yards on five kickoff returns...(12/19) vs. DEN: Had three receptions for 47 yards...Scored on a 71-yard reverse, marking first career rushing touchdown...Returned five kickoffs for 102 yards...(12/26) vs. IND: Tabbed for AFC Special Teams Player of the Week honors after returning opening kickoff 99 yards for a touchdown...Returned five kickoffs for 188 yards (37.6)...Added two receptions for 21 yards...(1/2/11) @ KC: Had two carries for 22 yards including a 10-yard touchdown run...Added a 35-yard reception and two kick returns for 36 yards...Selected by the Raiders in the fourth round (108th overall) of the 2010 NFL Draft.

COLLEGE: Played in 48 games with 27 starts at Clemson, catching 143 passes for 1,986 yards and 16 touchdowns...Rushed 58 times for 494 yards (8.5 avg.) and two scores...Had

49 punt returns for 479 yards (9.8) and two touchdowns...Gained 1,124 yards with a score on 47 kickoff returns (23.9)...Averaged 85.1 all-purpose yards per game and 13.8 yards for each of his 297 touches, finishing with 4,083 yards...Combined with tailback C.J. Spiller to become the most productive duo in NCAA history...They accounted for a combined 11,671 all-purpose yards during their four years together at Clemson...His 143 receptions rank sixth in school history...His 1,986 receiving yards are eighth on the Clemson all-time list and his 16 touchdown catches are tied for fourth in school annals...Registered the sixth-best career total by a Tiger with 4,083 all-purpose yards, as his 1,124 yards via kickoff returns also rank sixth in school lore...His 92-yard punt return vs. Florida Atlantic in 2006 was the second-longest by a Clemson player...All-American third team choice as an all-purpose back by The NFL Draft Report as a senior...Added All-Atlantic Coast Conference second team honors from the conference's media...Started at flanker, leading the team with a career-high 56 receptions for 779 yards (13.9) and six touchdowns, as 15 of his catches gained at least 20 yards...Carried 18 times for 122 yards (6.8) with a pair of touchdowns, as five of his attempts were for 10 yards or longer...Completed both of his pass attempts for 55 yards, including a 32-yard pass against Wake Forest and a 23-yard touchdown vs. Coastal Carolina...Returned 10 punts for 143 yards (14.3) and a touchdown, adding 174 yards on nine kickoff returns (19.3)...On 93 total plays, generated 1,218 all-purpose yards, an average of 13.1 yards per attempt and 87.0 yards per game...Started eight games at flanker as a junior, ranking second on the team with 55 receptions for 710 yards (12.9) and four touchdowns...Seven of his catches were for 20 yards or longer, as he also generated 96 yards on 18 carries (5.3) that included two attempts for more than 20 yards...Returned 12 punts for 62 yards (5.2) and 17 kickoffs for 313 yards (18.4), compiling 1,181 all-purpose yards...As a sophomore, appeared in the team's first eight games with five starts as a slot receiver...Finished with 310 yards and four touchdowns, as five of his 17 receptions (18.9) were for 20 yards or longer...Totaled 172 yards on 14 carries (12.3), with four attempts generating at least 20 yards...Picked up 108 yards on 12 punt returns (9.0) and 211 yards on eight kickoff returns (26.4)...Second team Freshman All-American selection as a returner by Rivals.com and Scout.com, adding honorable mention from The Sporting News...Clemson's Special Teams Player of the Year...Returned 13 kickoffs for 426 yards (32.8) and a touchdown...Added 166 yards and a score on 15 punt returns (11.1)...Ranked sixth on the team with 15 receptions for 187 yards (12.5) and two touchdowns...Also carried eight times for 104 yards (13.0), as he amassed 883 all-purpose yards (67.9) and scored 24 points...One of just three players in Tiger history with a punt return and kickoff return for a score in a career...Two-sport athlete, lettering in track...Clemson's nominee for the ACC Athlete of the Year Award...NCAA Champion in the 60m indoors...Five-time All-American...Had a streak of 18 consecutive wins in races in the 60m and 100m...Ranks first in Clemson history in the 60m and 100m...Sociology major.

PERSONAL: Attended Cardinal Newman (Royal Palm Beach, Fla.) High School...Earned All-State second team honors during his two seasons, lettering in football...Palm Beach County All-Star Game Most Valuable Player...Caught 22 passes for 560 yards as a senior, 10 of those catches resulting in touchdowns...A highly-touted track performer, was the 2005 Florida state champion in the 100m (10.32) and 200m (21.25) as a senior, his only year with the school's track and field squad...Attended Fork Union (Va.) Military Academy in 2005 and played football...At the Fork Union College Coaches Combine, he clocked an incredible 4.126 in the 40-yard dash, the fastest time of any player in a program that produced 87 NFL players and two Heisman Trophy winners...Rated the 17th-best prep school player in the country by Rivals.com and the 36th-best wide receiver by Scout.com...Returned seven kicks for scores (four punts, three kickoffs) and had 57 catches for 1,254 yards and nine touchdowns...Also rushed 12 times for 306 yards and three scores...Brother, Davy, played football at Florida State.

| | | RECEIVING | | | | | | | | RUSHING | | | | | |
|-------------------|------|-----------|----------|-----------|------------|-------------|-----------|----------|-----------|------------|-------------|-----------|----------|--|--|
| YEAR | TEAM | GP | GS | ATT | YDS | AVG | LG | TD | NO | YDS | AVG | LG | TD | | |
| 2010 | OAK | 16 | 9 | 25 | 470 | 18.8 | 52 | 2 | 10 | 155 | 15.5 | 71 | 2 | | |
| NFL TOTALS | | 16 | 9 | 25 | 470 | 18.8 | 52 | 2 | 10 | 155 | 15.5 | 71 | 2 | | |

| | | KICKOFF RETURNS | | | | | |
|-------------------|------|-----------------|--------------|-------------|------------|----------|--|
| YEAR | TEAM | NO | YDS | AVG | LG | TD | |
| 2010 | OAK | 53 | 1,280 | 24.2 | 101 | 3 | |
| NFL TOTALS | | 53 | 1,280 | 24.2 | 101 | 3 | |

CAREER SINGLE GAME HIGHS

Receptions: 6 (11/7/10) vs. KC

Receiving Yards: 148 (11/7/10) vs. KC

Receiving Touchdowns: 1, twice, last (12/5/10) @ SD

Longest Reception: 52 (11/28/10) vs. MIA

Rushing Attempts: 2, twice, last (1/2/11) @ KC

Rushing Yards: 71 (12/19/10) vs. DEN

Rushing Touchdowns: 1, twice, last (1/2/11) @ KC


Longest Rush: 71 (12/19/10) vs. DEN

Kick Returns: 7 (11/28/10) vs. MIA

Kick Return Yards: 208 (11/28/10) vs. MIA

Kick Return Touchdowns: 1, three times, last (12/26/10) vs. IND

Longest Kick Return: 101 (11/28/10) vs. MIA



TRAVIS GOETHEL

50 LB

BORN: 7/27/87

6-2

240

RAIDERS: 2

NFL: 2

COLLEGE: ARIZONA STATE

Raiders 6th round pick in 2010.

PRO: Athletic young linebacker returned from injury to contribute as a rookie...**2010:** Saw action in eight games after missing first half of season due to injury...Totaled four tackles on special teams...(11/7) vs. KC: Made NFL debut, seeing action on special teams...(11/21) @ PIT: Recorded three tackles (two solo)...Assisted on a special teams stop...(11/28) vs. MIA: Credited with a special teams tackle...(12/5) @ SD: Registered a tackle on special teams...(12/12) @ JAX: Totaled three tackles (two) including one special teams stop...(12/19) vs. DEN: Recorded one solo tackle...Selected by the Raiders in the sixth round (190th overall) of the 2010 NFL Draft.


COLLEGE: Played in 50 games with 41 starts in four seasons at Arizona State...Totaled 228 tackles (143 solo), 19 tackles for a loss, two sacks, nine passes defended and three interceptions...Started all 12 games at strong side linebacker for the third straight season as a senior...Finished third on the team with 57 tackles (40)...Had seven tackles for 12 yards in losses, two passes defended, one interception and one fumble recovery...Honorable Mention All-Pac-10...Recorded four or more tackles in 10 of the team's 12 games, including eight straight games with four or more tackles to conclude the season...Collected four tackles (one), including one for a loss, in team's season-opening victory over Idaho State...Recorded an interception and a fumble recovery, both of which led to ASU scores, in a win over ULM...Totaled five solo tackles, including two for a loss, in win at Washington State...Collected five tackles (four) in a victory over Washington...Recorded five tackles (one) at Stanford...Posted six tackles (five) against California...Collected six tackles (five) at UCLA...Finished his ASU career by recording a career-high 10 tackles (six) and

two passes defended against Arizona...Started all 12 games at outside linebacker as a junior... Finished third on the team with 71 tackles (39)...Recorded his first two career interceptions, returning one for a touchdown...Also totaled 7.5 tackles for loss (minus-17 yards) and four passes defended...Posted a season-high nine tackles (four) in a victory over Stanford...Matched that total the following week with nine tackles (four) and 1.5 tackles for a loss against UNLV...Recorded six tackles (three) and 1.5 tackles for a loss against Georgia...Had seven tackles (three) and one tackle for loss at California...Led the team with eight tackles (seven) and had two tackles for a loss against Oregon...Collected four tackles (two) and got his first career interception, returning it 19 yards to set up a field goal at Washington...Recorded eight tackles (seven) and had a 38-yard interception return for a touchdown in the second quarter of a win over UCLA, as the Sun Devils tied an NCAA record with four defensive touchdowns...Started all 13 games as a sophomore... Finished second on the team with 71 tackles (43) and tied for the team lead with three forced fumbles...Also had 3.5 tackles for losses (minus-11 yards) and one sack...Had five tackles (three) and a pass defended in victory over Oregon State...Recorded five tackles (four) and forced a fumble at Stanford...Collected eight tackles (four) at Oregon...Recorded seven tackles (four), forced a fumble and had his only sack of the season in a win over Arizona...Finished the year by leading the team with a season-high nine tackles (four) and forced a fumble in the Pacific Life Holiday Bowl against Texas...Played in all 13 games as a true freshman, starting four at outside linebacker...Earned Pac-10 All-Freshman and honorable mention Freshman All-America honors by The Sporting News...Totaled 29 tackles (21) and a five-yard sack on the season....Recorded a sack in his Sun Devil debut against Northern Arizona.

PERSONAL: Attended Vista (Calif.) High School...As a senior, earned honorable mention accolades from the Long Beach Press-Telegram's "Best In The West" survey...Rated as the No. 10 linebacker in the nation by Rivals.com...Ranked in the Rivals 250 by Rivals.com...Listed as the No. 30 linebacker in California by SuperPrep...Ranked in the postseason as the No. 21 player in California by Rivals.com...Listed as the No. 48 linebacker in the nation according to Scout.com... Named first team all-state by Cal-Hi Sports...Played in the California-Florida All-Star Game... Named C.I.F. San Diego Section Defensive Player of the Year...First team Hall of Champions All-San Diego Section...As a junior, was selected to the Breitbard All-C.I.F. first team... Had 155 tackles, including 14 tackles for loss and eight quarterback sacks, five interceptions (two for touchdowns), one forced fumble and one fumble recovery as a senior...Also played tight end... As a junior, helped the Panthers finish as the C.I.F. San Diego Section Division I Co-Champions.

| YEAR | TEAM | GP | GS | SACKS | YDS | INT | YDS | FF | FR | PD |
|------------|------|----|----|-------|-----|-----|-----|----|----|----|
| 2010 | OAK | 8 | 0 | 0.0 | 0.0 | 0 | 0 | 0 | 0 | 0 |
| NFL TOTALS | | 8 | 0 | 0.0 | 0.0 | 0 | 0 | 0 | 0 | 0 |

CAREER SINGLE GAME HIGHS
Tackles: 3, twice, last (12/12/10) @ JAX



QUENTIN GROVES

BORN: 7/5/84

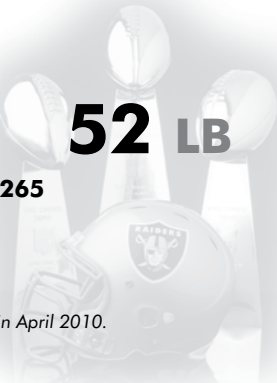
6-3 265

RAIDERS: 2

NFL: 4

COLLEGE: AUBURN

*Jacksonville, 2008-09.
Acquired by Raiders via trade with Jacksonville in April 2010.*



PRO: Playmaking linebacker enters second season with Raiders after beginning career with Jacksonville...Has played in 47 career games with 19 starts including 12 starts with the Raiders

last season...Career totals include two interceptions, 2.5 sacks, four passes defended and two forced fumbles...**2010:** Played in 15 games with 12 starts at OLB...Registered 40 tackles (29 solo), two passes defended, one interception, two fumble recoveries and one safety...(9/12) @ TEN: Made Raiders debut, starting at LB...Recorded a career-high six tackles (five)...(9/19) vs. STL: Notched one solo tackle...(9/26) @ AZ: Registered second career interception, setting up a Raider touchdown...Recovered first career fumble in the fourth quarter, setting up a Raider field goal...Added three tackles (one)...(10/3) vs. HOU: Totaled four tackles (three)...(10/24) @ DEN: Recorded three solo tackles...(10/31) vs. SEA: Posted two solo tackles...(11/7) vs. KC: Tied a career high with six tackles (four)...(11/21) @ PIT: Recovered a fumble in the fourth quarter...Added four solo tackles...(11/28) vs. MIA: Assisted on two tackles...(12/5) @ SD: Assisted on a pair of stops...(12/19) vs. DEN: Recorded three solo tackles...Recorded first career safety, tackling Broncos RB in the end zone...(1/2/11) @ KC: Totaled four tackles (three) and one pass defended... **2009:** Saw action in all 16 games with Jacksonville, making seven starts... Played both linebacker and defensive end...Posted 30 tackles (24), one interception and one forced fumble...Notched 11 special teams tackles...(9/13) @ IND: Established a career high with four solo tackles...Forced a fumble...(9/20) vs. AZ: Made first career start...(9/27) @ HOU: Made four tackles (two)...(10/18) vs. STL: Posted three solo tackles...(11/15) @ NYJ: Recorded first career interception...Returned third quarter pick 37 yards...Added one tackle...(12/6) vs. HOU: Totaled three tackles (two)...(12/27) @ NE: Posted four tackles (two)...**2008:** Saw action in all 16 games as a rookie...Totaled 17 tackles (12), 2.5 sacks, 11 QB hurries and one forced fumble...(9/7) @ TEN: Made NFL debut...Recorded one solo tackle...(9/14) vs. BUF: Totaled three tackles...Recorded first career sack, forcing a fumble...(10/5) vs. PIT: Made two tackles (one) and was credited with a half-sack...(10/12) @ DEN: Recorded two tackles and one QB hurry...(11/23) vs. MIN: Credited with one pass defended...(12/1) @ HOU: Recorded two solo tackles...(12/14) vs. GB: Recorded two solo tackles...Notched a sack...Selected by the Jaguars in the second round (52nd overall) of the 2008 NFL Draft.

COLLEGE: Played in 49 games with 23 starts in four seasons at Auburn...Career totals included 117 tackles (74 solo), 26 sacks, 37 tackles for loss, eight forced fumbles and 38 QB pressures...Tied Auburn's 22-year-old career record of 26 quarterback sacks held by Gerald Robinson...One of four players in school history to record 20 or more career sacks...Named one of 10 finalists in 2007 for the Awards and Recognition Association (ARA) Sportsmanship Award, which is given annually to one outstanding NCAA Division I-A football player who best personifies the spirit of sportsmanship...Started seven of 11 games as a senior and recorded 38 tackles with three sacks and led SEC with 23 QB pressures...Started all 13 games as a junior at RDE and totaled 35 tackles, 9.5 sacks, 11 tackles for loss and three forced fumbles...Tied for sixth on school's single season record list with 9.5 sacks...All-SEC first team choice by the conference's coaches and Associated Press...Appeared in all 12 games as a sophomore with three starts at DE and finished with 21 tackles, six sacks, eight tackles for loss and one forced fumble...Played in all 13 games in DE rotation as a freshman...Recorded 23 tackles and tied for third in the SEC with 7.5 sacks and 10 tackles for loss...Saw action in two games in 2003 before being redshirted...Criminology major.

PERSONAL: Attended Greenville-Weston (Miss.) High School...Four-year starter and finished senior season with 86 tackles, 22 sacks and three fumble recoveries...Also played tight end...Earned USA Today All-USA second team honors...Also lettered in basketball and competed in the discus and long jump in track and was a member of the powerlifting team...Wife, Treska, was a member of the Auburn track team.

| YEAR | TEAM | GP | GS | SACKS | YDS | INT | YDS | FF | FR | PD |
|-------------------|------|-----------|-----------|------------|-------------|----------|-----------|----------|----------|----------|
| 2008 | JAX | 16 | 0 | 2.5 | 25.5 | 0 | 0 | 1 | 0 | 1 |
| 2009 | JAX | 16 | 7 | 0.0 | 0.0 | 1 | 37 | 1 | 0 | 1 |
| 2010 | OAK | 15 | 12 | 0.0 | 0.0 | 1 | -4 | 0 | 2 | 2 |
| NFL TOTALS | | 47 | 19 | 2.5 | 25.5 | 2 | 33 | 2 | 2 | 4 |

CAREER SINGLE GAME HIGHS

Tackles: 6, twice, last (11/7/10) vs. KC**

Sacks: 1, twice, last (12/14/08) vs. GB*

Interceptions: 1, twice, last (9/26/10) @ AZ**

Interception Yards: 37 (11/15/09) @ NYJ*

Forced Fumbles: 1, twice, last (9/13/09) @ IND*

Fumble Recoveries: 1, twice, last (11/21/10) @ PIT**

Passes Defended: 1, four times, last (12/1/11) @ KC**

* — with Jacksonville

** — with Oakland



DEREK HAGAN

BORN: 9/21/84

6-2

215

RAIDERS: 1

NFL: 6

COLLEGE: ARIZONA STATE

Miami, 2006-08; NY Giants, 2008-10.

Signed by Raiders as a free agent in August 2011

6 WR

PRO: Veteran wide receiver has played in 59 career games with five starts...Career totals include 85 receptions for 969 yards and five touchdowns...**2010:** Played in seven games with a career-high four starts for the New York Giants...Had 24 receptions for 223 yards and one touchdown...(11/21) @ PHI: Had three receptions including a five-yard touchdown catch...(11/28) vs. JAX: Made first start with Giants...Had two receptions for 21 yards...(12/5) vs. WAS: Had a season-high seven receptions for 65 yards...(1/2/11) @ WAS: Totaled six catches for 70 yards...**2009:** Played in all 16 games...Had eight receptions for 101 yards and one touchdown...(12/21) @ WAS: Hauled in a 23-yard touchdown pass...(1/3/10) @ MIN: Had two receptions for 31 yards...**2008:** Played in four games with the Miami Dolphins...Signed by the Giants as a free agent on 12/16...(9/14) @ AZ: Had three receptions for 51 yards...**2007:** Played in 16 games with one start...Established career highs with 29 receptions for 373 yards and two touchdowns...(9/16) vs. DAL: Totaled 33 yards on two receptions including a 21-yard touchdown catch...(10/21) vs. NE: Had four receptions for 56 yards...(12/9) @ BUF: Set career highs with eight receptions for 93 yards...Had a 21-yard reception...(12/30) vs. CIN: Hauled in a 22-yard touchdown reception...**2006:** Played in 16 games as a rookie...Had 21 catches for 221 yards and one touchdown...(9/7) @ PIT: Made NFL debut...Posted first career reception for 14 yards...(10/15) @ NYJ: Totaled six receptions for 66 yards including a season-long 24-yard catch...(10/22) vs. GB: Had five receptions for 53 yards and first career touchdown...(12/25) vs. NYJ: Totaled three catches for 35 yards...Selected by the Dolphins in the third round (82nd overall) of the 2006 NFL Draft.

COLLEGE: Finished career at Arizona State as the Pac-10's all-time leader with 258 career receptions...Also ranked second in conference history with 3,939 career receiving yards...Had 27 career touchdown receptions and became the 10th player in conference history to record 3,000 or more yards and 200 or more catches...Concluded his career as ASU's all-time leader in receptions, receiving yards, touchdowns, 100-yard games (18) and career receiving yards per game (78.8)...Caught a pass in 41 straight games to end his career and had at least one reception in 48 of 50 games...Semifinalist for the Biletnikoff Award as both a junior and senior...Earned All-American honors and All-Pac-10 honors twice...Had 77 catches as a senior, which marked the third-highest single-season total in program history...Finished third in the conference and eighth in the nation with 1,210 receiving yards...Averaged 100.8 receiving yards per game...Became the Pac-10's all-time receptions leader on a two-yard touchdown pass at UCLA...As a junior, set program record with 104.0 receiving yards per game...Had 83 catches for 1,248 yards, which both ranked second on the ASU single-season charts...Had 10 touchdown receptions...Had

four touchdowns of 40 yards or more, including a season-long 79-yard scoring strike against UCLA...Played in all 12 games as a sophomore, earning honorable mention All-Pac-10 honors...Led team with 66 receptions for 1,076 yards...Scored nine touchdowns...Had an 80-yard reception at Arizona...Saw action in all 14 games as a freshman, setting an ASU freshman record with 32 receptions...Named to Pac-10 All-Freshman team by The Sporting News...Interdisciplinary Studies major.

PERSONAL: Attended Palmdale (Calif.) High School...Earned honorable-mention all-region honors by PrepStar Magazine...Listed as the No. 65 player in the Farwest by PrepStar...Ranked as the No. 113 player in the Farwest by SuperPrep...Earned all-city honors as a senior...Earned all-conference honors his junior and senior seasons...Caught 65 passes for 843 yards and five touchdowns as a senior...His 843 yards set a school record...added nine interceptions on defense...All-CIF selection by the Los Angeles Daily News...Named All-Valley Press team as a senior...Caught 19 passes for 303 yards on offense and had 23 tackles and four interceptions on defense as a junior...Earned first-team All-Golden League accolades as a junior and senior...Team MVP as a junior and senior...Also triple jumped 46 feet and averaged 12 points and five rebounds in basketball.

| RECEIVING | | | | | | | | |
|-------------------|---------|-----------|----------|-----------|------------|-------------|-----------|----------|
| YEAR | TEAM | GP | GS | NO | YDS | AVG | LG | TD |
| 2006 | MIA | 16 | 0 | 21 | 221 | 10.5 | 24 | 1 |
| 2007 | MIA | 16 | 1 | 29 | 373 | 12.9 | 22 | 2 |
| 2008 | MIA/NYG | 4 | 0 | 3 | 51 | 17.0 | 20 | 0 |
| 2009 | NYG | 16 | 0 | 8 | 101 | 12.6 | 23 | 1 |
| 2010 | NYG | 7 | 4 | 24 | 223 | 9.3 | 17 | 1 |
| NFL TOTALS | | 59 | 5 | 85 | 969 | 11.4 | 24 | 5 |

CAREER SINGLE GAME HIGHS

Receptions: 8 (12/9/07) @ BUF*


Receiving Yards: 93 (12/9/07) @ BUF*

Receiving Touchdowns: 1, five times, last (11/21/10) @ PHI**

Longest Reception: 24 (10/15/06) @ NYJ*

*— with Miami

** — with New York Giants



JOHN HENDERSON 79 DT

BORN: 1/9/79

6-7 335

RAIDERS: 2

NFL: 10

COLLEGE: TENNESSEE

Jacksonville, 2002-09.

Signed by Raiders as a free agent in June 2010.

PRO: Two-time Pro Bowl defensive lineman enters second season with Raiders after eight years with Jacksonville...Has played in 133 pro games with 122 starts...Career totals include 453 tackles (353 solo), 29 sacks for 178 yards in losses and 41 passes defended...Played in 82 straight games with 78 starts from 2002-07...Entered NFL as the ninth overall selection in the 2002 NFL Draft...**2010:** Played in nine games with two starts...Totaled 30 tackles (24) and three passes defended...Inactive due to injury from 9/26-11/7...(9/12) @ TEN: Made Raiders debut at DT...Recorded five tackles (four)...(9/19) vs. STL: Started at DT...Posted three solo tackles...(11/21) @ PIT: Returned to action after missing seven games due to injury...Assisted on one tackle...(11/28) vs. MIA: Registered three solo tackles...(12/5) @ SD: Assisted on one stop...(12/12)

@ JAX: Recorded two solo tackles and one pass defended...(12/19) vs. DEN: Credited with three tackles (two)...(12/26) vs. IND: Tied a career high with 11 tackles (nine)...Added a pass defended...(1/2/11) @ KC: Started at DT...Notched one solo tackle and one pass defended...

2009: Started 15 games with Jacksonville...Totaled 36 tackles (26), three sacks, three passes defended and two forced fumbles...(9/13) @ IND: Posted three tackles (one) in season opener...(9/20) vs. AZ: Had three solo tackles...Registered a pass defended...(10/4) vs. TEN: Credited with a pass defended...(11/1) @ TEN: Totaled five tackles (three)...(11/22) vs. BUF: Had three solo tackles and forced a fumble...(12/17) vs. IND: Registered a pass defended...(12/27) @ NE: Forced a fumble...(1/3/10) @ CLE: Set a season high with seven tackles (five)...**2008:** Started 14 games at DT...Logged 44 tackles (34), two sacks, 13 QB hurries and two passes defended...(9/7) @ TEN: Tied for the team lead with eight tackles (five) in season opener...(9/28) vs. HOU: Recorded two tackles (one)...(10/5) vs. PIT: Played in 100th career game...Collected first sack of the season...(11/2) @ CIN: Recorded two solo tackles, including a two-yard sack...(11/23) vs. MIN: Made 100th career start...Totaled four tackles (three)...(12/18) vs. IND: Posted two QB hurries...(12/28) @ BAL: Finished with four tackles (three) and three QB hurries...**2007:** Started 15 games...Totaled 38 tackles (28), two sacks, three passes defended, one forced fumble and 13 QB hurries...Anchored a defense that ranked sixth in the AFC and 12th in the NFL by allowing just 313.8 yards per game...(9/9) vs. TEN: Had three solo tackles in season opener...(9/16) vs. ATL: Posted first sack of the season...(9/23) @ DEN: Missed first career game due to injury, snapping a streak of 82 consecutive games played...(10/28) @ TB: Had three QB hurries...(12/2) @ IND: Made a season-high seven tackles (six)...(12/9) vs. CAR: Forced a fumble that was recovered by the Jaguars...(12/16) @ PIT: Recorded second sack of the season...Totaled five tackles (three)...**Postseason:** (1/5/08) @ PIT: Started at DT and notched first postseason sack in AFC Wild Card Game...(1/12/08) @ NE: Posted eight tackles (seven) and recorded a sack in AFC Divisional Playoff Game...**2006:** Earned second Pro Bowl selection...Started all 16 games for the third time in five seasons...Registered 51 tackles (38), 3.5 sacks and six passes defended...Part of a defensive unit that finished second in the NFL in total defense...Ranked fifth among AFC defensive tackles in sacks...(9/18) vs. PIT: Recorded first sack of the season...(9/24) @ IND: Recorded a sack for the second straight game...(10/8) vs. NYJ: Posted a sack...(10/22) @ HOU: Recorded a season-high seven tackles (six)...(10/29) @ PHI: Recorded a half-sack and two passes defended...(11/12) vs. HOU: Registered six tackles (four) and one pass defended...(12/10) vs. IND: Made four solo tackles...(12/24) vs. NE: Registered four solo tackles...**2005:** Made 15 starts, leading the Jaguars defensive line with 70 tackles (52)...Tied for third on the team with seven passes defended...Also recorded three sacks for 21 yards in losses and one forced fumble...(9/18) @ IND: Tallied a career-high 11 tackles (eight) and had two passes defended...(10/9) vs. CIN: Recorded eight tackles (seven) and one pass defended...(11/20) @ TEN: Posted seven tackles (four) and one pass defended...(11/27) @ AZ: Registered two passes defended...(12/4) @ CLE: Recorded first sack of the season...Had six tackles (five)...(12/24) @ HOU: Had two sacks and forced a fumble...Posted four tackles (three)...**Postseason:** (1/7/07) @ NE: Totaled three tackles (two) in AFC Wild Card Game...**2004:** Started all 16 games for the second straight season...Named to first Pro Bowl...Ranked fourth on the team with a career-high 75 tackles (62)...Tied for the team lead with 5.5 sacks...Also had 39 QB hurries, four passes defended and a fumble recovery...(9/26) @ TEN: Credited with seven tackles (three) and a half-sack...(10/31) @ HOU: Totaled six tackles (five)...(11/14) vs. DET: Had three solo tackles, a sack, two passes defended and three QB hurries...(11/28) @ MIN: Registered second career multiple sack game with two...Also had seven tackles (five)...(12/12) vs. CHI: Tallied six tackles (five), one sack and two QB hurries...(12/26) vs. HOU: Had six solo tackles, one sack and two QB hurries...(1/2/05) @ OAK: Recovered a fumble...**2003:** Started all 16 games in second pro season...Ranked sixth on the team with 56 tackles (45)...Led team with 13 tackles for a loss...Had 3.5 sacks for 21 yards in losses and seven passes defended...(9/7) @ CAR: Recorded one sack in season opener...(9/28) @ HOU: Made seven tackles (three), including a half-sack...Also forced a fumble...(10/12) vs. MIA: Recorded a forced fumble and totaled four solo tackles...(12/14) @ NE: Racked up 10 tackles (eight) and recorded a sack...**2002:** Played in all 16 games with 13 starts as a rookie...Totaled 53 tackles (44), 6.5 sacks and six passes defended...Sack total led all NFL rookie DTs...Added one forced fumble...(10/6) vs. PHI: Posted a career-high three sacks in first NFL start...Totaled six solo tackles...(10/27) vs. HOU: Registered seven solo tackles and one sack...(12/8) vs. CLE: Recorded two passes defended...(12/15) @ CIN: Totaled four tackles (three) and a half-sack...Also had two passes defended...(12/29) @ IND: Had three solo tackles...Selected by the Jaguars in the first round (ninth overall) of the 2002 NFL Draft.

COLLEGE: Three-year starter at Tennessee...Finished career with 165 career tackles (130 solo) and 20.5 sacks, fifth on the school's all-time list...Also registered 39 stops behind the line and defended seven passes, while recovering five fumbles and causing four others...Played in three bowl games -- including the 2001 Citrus Bowl, 2000 Cotton Bowl and 1999 Fiesta Bowl...A consensus first team All-American selection as a senior...Started 10 games at DT and recorded 48 tackles with 4.5 sacks and nine tackles for a loss...Outland Trophy Winner as a junior and earned All-American first team selection by Associated Press...Recorded 71 tackles with a career-high 12 sacks and 21 tackles for loss...Only Jonathan Brown (13.5 in 1997) and Reggie White (15 in 1983) had more sacks in a single season at Tennessee...Started the last seven games at DT as a sophomore and finished with 43 tackles and four sacks...Psychology major.

PERSONAL: Attended Pearl-Cohn (Nashville, Tenn.) High School where he was an All-American selection as a senior by Parade, USA Today, Blue Chip Illustrated, National Recruiting Advisor and Super Prep...Ranked No. 7 in The Sporting News Top 100...Ranked No.1 in Tennessee by Knoxville News-Sentinel and Chattanooga Times...First team all-state as picked by the Associated Press and state sports writers...Named Gatorade Player of the Year for Tennessee...As a senior, made 150 tackles and recorded two sacks...Also played tight end, catching 45 passes for 560 yards and 11 touchdowns...Helped school win back-to-back state championships his final two years...All-state as a junior, making 145 tackles and totaling 15 sacks, while adding 37 catches for 470 yards and nine touchdowns at tight end...Also earned all-state honors in basketball.

| YEAR | TEAM | GP | GS | SACKS | YDS | INT | YDS | FF | FR | PD |
|-------------------|------|------------|------------|-------------|--------------|----------|----------|----------|----------|-----------|
| 2002 | JAX | 16 | 13 | 6.5 | 42.0 | 0 | 0 | 1 | 2 | 6 |
| 2003 | JAX | 16 | 16 | 3.5 | 21.0 | 0 | 0 | 3 | 1 | 7 |
| 2004 | JAX | 16 | 16 | 5.5 | 26.0 | 0 | 0 | 0 | 1 | 4 |
| 2005 | JAX | 16 | 15 | 3.0 | 21.0 | 0 | 0 | 1 | 0 | 7 |
| 2006 | JAX | 16 | 16 | 3.5 | 24.0 | 0 | 0 | 0 | 0 | 6 |
| 2007 | JAX | 15 | 15 | 2.0 | 15.0 | 0 | 0 | 1 | 0 | 3 |
| 2008 | JAX | 14 | 14 | 2.0 | 15.0 | 0 | 0 | 0 | 0 | 2 |
| 2009 | JAX | 15 | 15 | 3.0 | 16.0 | 0 | 0 | 2 | 1 | 3 |
| 2010 | OAK | 9 | 2 | 0.0 | 0.0 | 0 | 0 | 0 | 0 | 3 |
| NFL TOTALS | | 133 | 122 | 29.0 | 178.0 | 0 | 0 | 8 | 5 | 41 |

CAREER SINGLE GAME HIGHS

Tackles: 11, twice, last (12/26/10) vs. IND**

Sacks: 3 (10/6/02) vs. PHI*

Forced Fumbles: 1, eight times, last (12/27/09) @ NE*

Fumble Recoveries: 1, five times, last (11/15/09) @ NYJ*

Passes Defended: 2, eight times, last (10/29/06) @ PHI*

* — with Jacksonville

** — with Oakland



STEPHON HEYER

BORN: 1/16/84

6-6 330

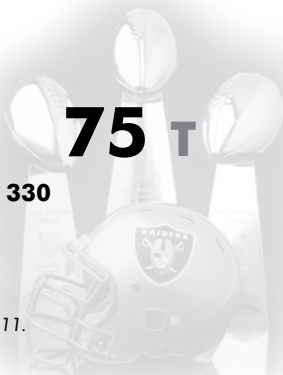
RAIDERS: 1

NFL: 5

COLLEGE: MARYLAND

Washington, 2007-10.

Signed by Raiders as a free agent in August 2011.



PRO: Veteran offensive lineman played in 49 games with 33 starts during four seasons with Washington...Made starts at both the left and right tackle positions...**2010:** Saw action in 12

games with five starts....(9/26) @ STL: Made first start of the season at LT...Part of a line that helped team rush for 116 yards...(10/3) @ PHI: Started second straight game at LT...(10/31) @ DET: Made first start of the season at RT...(12/5) @ NYG: Started at LT...Part of a line that helped QB pass for 296 yards... (12/26) @ JAX: Started at RT in an overtime win...**2009:** Started all 16 games at both RT (13 games) and LT (three games)...(9/27) @ DET: Provided protection for QB Jason Campbell, who completed 27 of 41 pass attempts for 340 yards and two touchdowns...Campbell also posted a passer rating of 97.6...(11/5) vs. DEN: Helped clear running lanes for RB that rushed for 114 yards on 24 carries...**2008:** Played in nine games with seven starts...Helped RB rank fourth in the NFL in rushing yards (1,487) and total yards from scrimmage (1,705)...Rushing total set a single-season franchise record...(9/4) @ NYG: Started season-opener at RT...(9/14) vs. NO: Started at RT...Helped pave the way for 455 yards of total offense, including 149 rushing yards on 31 carries (4.8)...(10/26) @ DET: Returned from injury and started at LT...Blocked for Campbell, who completed 23 of 28 pass attempts for 328 yards and a career-best passer rating of 127.4...**2007:** Played in 12 games with five starts as a rookie...Started the final four games of the season...(9/9) vs. MIA: Made NFL debut...(11/25) @ TB: Made first career start at LT...(12/26) vs. NYG: Helped produce a 100-yard rusher...Signed by the Redskins as an undrafted rookie free agent.

COLLEGE: Appeared in 50 games with 37 starts at Maryland...Finished off career by playing in the Hula Bowl...Started all 13 games, earning honorable mention All-ACC recognition as a senior...Selected to the ESPN.com All-Bowl team for his performance during the Champs Sports Bowl...Redshirted due to injury in 2005...As a junior in 2004, played and started all 11 games at left tackle...Finished season as Maryland's highest rated lineman...As a sophomore, started all 13 games at left tackle...Had only two penalties called on him for the season...Saw action in 13 games with one start as a freshman...Graduated with a degree in Criminology and Criminal Justice.

PERSONAL: Attended Brookwood (Lawrenceville, Ga.) High School...Played football for the first time as a high school freshman.



DARRIUS HEYWARD-BEY 85 WR

BORN: 2/26/87

6-2 210

RAIDERS: 3

NFL: 3

COLLEGE: MARYLAND

Raiders 1st round pick in 2009.

PRO: Talented young receiver with outstanding speed was the seventh overall pick in the 2009 NFL Draft by the Raiders...Totals include 35 receptions for 490 yards and two touchdowns in two NFL seasons...**2010:** Posted increased numbers in second season, playing in 15 games with 14 starts...Recorded 26 receptions for 366 yards and one touchdown...(9/12) @ TEN: Had one reception for 11 yards...(9/19) vs. STL: Established a career high with six receptions for 80 yards...Had a long reception of 33 yards...(9/26) @ AZ: Hauled in three passes for 49 yards...(10/3) vs. HOU: Had one reception for two yards...(10/17) @ SF: Had three receptions for 19 yards...(10/31) vs. SEA: Produced five receptions for a career-high 105 yards...Had a career-long 69-yard touchdown reception from QB Jason Campbell in the fourth quarter...Added a 30-yard run on a reverse...(12/5) @ SD: Had a 14-yard run...(12/12) @ JAX: Made two catches for 40 yards...(12/19) vs. DEN: Had one reception for 20 yards...(12/26) vs. IND: Totaled four receptions for 40 yards...**2009:** Started 11 games as a rookie...Had nine receptions for 124 yards and a touchdown...Also rushed twice for 20 yards...Inactive due to injury from 12/6-1/3/10...(9/14) vs. SD: Made NFL debut, starting at WR...Along with WR Louis Murphy, became the first rookie receiver duo to start in the NFL since 2000 and just the third since 1977...(9/20) @ KC: Recorded first career reception for 18 yards...Catch helped set up a second quarter field goal...

(10/4) @ HOU: Had one reception for 18 yards...Rushed once for 20 yards...(10/25) vs. NYJ: Totaled two receptions for 28 yards with a long catch of 24...(11/1) @ SD: Had one catch for 10 yards...Catch helped set up a second quarter field goal...(11/15) vs. KC: Had one reception for 22 yards...(11/22) vs. CIN: Had one reception for seven yards...(11/26) @ DAL: Matched a season high with two receptions for 21 yards including his first touchdown...Caught a 4-yard touchdown pass in the third quarter...Selected by the Raiders in the first round (seventh overall) of the 2009 NFL Draft.

COLLEGE: Two-time All-ACC performer at Maryland...Two-time member of the Biletnikoff Award watch list (2007-08)...Freshman All-American in 2006 and honorable mention All-American in 2007...Finished career ranked second in Maryland football history in career receiving yards (2,089), third in receptions (138), tied for third in touchdown catches (13) and tied for sixth in 100-yard receiving games (four)...Also 17th in Maryland history in career all-purpose yards (2,403) despite never returning a punt or kickoff...Caught at least one pass in 34 of his last 37 contests...Posted 228 receiving yards in his three bowl game appearances...His 40-yard dash time of 4.23 in 2006 set the school record among WRs...Started all 12 games he appeared in as a junior...Led the team and ranked ninth in the ACC in receiving yards (50.8 ypg)...Among the nation's leaders in rushing by a wide receiver with a career-high 202 yards...Had two plays of 75 yards or longer...His 609 receiving yards rank 18th on Maryland's single season list...A preseason honorable mention All-American choice by The Sporting News...Member of the watch list for the Maxwell Award...Named the team's offensive MVP...Took a catch and run for 80 yards and a touchdown against MTSU, the team's longest play of the season and the second-longest play of his career...Rushed for a career-high 81 yards against Eastern Michigan...Had a career-long 76-yard run on a reverse at Clemson, the longest run by a Maryland player since 2003...Recorded a career-high 11 receptions for a season-high 101 yards and a nine-yard TD reception vs. Wake Forest...Had four receptions for 48 yards vs. Nevada in the Humanitarian Bowl...An honorable mention All-America choice at wide receiver by Pro Football Weekly as a sophomore...Led the team in receptions (51) and receiving yards (786)...His 51 receptions were tied for 10th on Maryland's all-time single-season list, while his 786 receiving yards ranked seventh...Started all 13 games...Earned the team's Most Valuable Offensive Player Award...Made the watch list for the Biletnikoff Award...Caught a season-high six passes for 81 yards against Villanova...Took a hand-off on a reverse and ran a season-long 54 yards against Wake Forest...Led the team with four catches for a season-high 109 yards, including one for 47 against Georgia Tech...It marked the third time in his career he had surpassed 100 yards receiving in a game...Had a season-high 112 all-purpose yards and caught five passes for 75 yards receiving, scoring on a 37-yard run off a reverse against Boston College...Matched a season high with six catches against North Carolina State...Had three receptions for 99 yards, his second-highest total of the season, against Oregon State in the Emerald Bowl...Scored on a 63-yard reception at the end of the first quarter — the second-longest by a Maryland player in a bowl game...His 99 receiving yards ranked fourth on the Maryland single-game bowl list...Named first team freshman All-American by The Sporting News and Rivals.com as a redshirt freshman...Also a second team All-ACC honoree...Played in all 13 games, including 10 starts...Led the team in receptions (45) and posted a Maryland freshman record 694 receiving yards...The receiving yards ranked ninth on the Maryland all-time single season list and third on the ACC all-time freshman single season chart...Had two, 100-yard receiving games...Named the team's freshman of the year...Caught a season-high five passes for 49 yards against West Virginia...Matched his season best with five receptions for 111 yards against Georgia Tech...Caught the first two touchdown passes of his career with 57 yards receiving on three receptions against Florida State...Tied a season high with five catches and had a career-best 175 yards against Miami...Scored touchdowns of 65 and 96 yards...His 96-yard TD reception was the longest in school history, eclipsing a 92-yarder in 1949...Majored in American Studies.

PERSONAL: A three-year letterwinner and two-year starter at McDonogh (Owings Mills, Md.) High School...Played wide receiver and outside linebacker...Had 47 receptions for 821 yards and 10 touchdowns as a senior and 40 for 802 yards and 12 TDs as a junior...Consensus first team all-state as a senior...A PrepStar All-American and a SuperPrep All-American...A four-star player by Rivals.com and was picked as the fourth-best player overall in Maryland and the 12th-best wide receiver in the country...An all-area and all-conference selection as a junior...A first team All-American in the indoor 60-meter dash...Was fifth at nationals as a junior as well as MIAA champ in the 100- and 200-meters.

| YEAR | TEAM | GP | GS | RECEIVING | | | | | TD | RUSHING | | | | |
|-------------------|------|-----------|-----------|-----------|------------|-------------|-----------|--|----------|----------|-----------|-------------|-----------|----------|
| | | | | NO | YDS | AVG | LG | | | ATT | YDS | AVG | LG | TD |
| 2009 | OAK | 11 | 11 | 9 | 124 | 13.8 | 24 | | 1 | 2 | 19 | 9.5 | 20 | 0 |
| 2010 | OAK | 15 | 14 | 26 | 366 | 14.1 | 69 | | 1 | 4 | 48 | 12.0 | 30 | 0 |
| NFL TOTALS | | 26 | 25 | 35 | 490 | 14.0 | 69 | | 2 | 6 | 67 | 11.2 | 30 | 0 |

CAREER SINGLE GAME HIGHS

Receptions: 6 (9/19/10) vs. STL

Receiving Yards: 105 (10/31/10) vs. SEA


Receiving Touchdowns: 1, twice, last (10/31/10) vs. SEA

Longest Reception: 69 (10/31/10) vs. SEA

Rushing Attempts: 1, six times, last (1/2/11) @ KC

Rushing Yards: 30 (10/31/10) vs. SEA

Longest Rush: 30 (10/31/10) vs. SEA



LAMARR HOUSTON

99 DE

BORN: 6/24/87

6-3 305

RAIDERS: 2

NFL: 2

COLLEGE: TEXAS

Raiders 2nd round pick in 2010.

PRO: Aggressive defensive lineman contributed immediately as a rookie...Saw action in all 16 games and made 15 starts in first NFL season...**2010:** Named to the NFL All-Rookie Team by The Sporting News...Tied for fifth on the team with five sacks for losses totaling 26 yards... Added 39 tackles (30 solo), one forced fumble and two fumble recoveries...(9/12) @ TEN: Made NFL debut, starting at DE...Recorded three tackles (two)...(9/19) vs. STL: Recorded first career sack, dropping QB for a 13-yard loss...Added two solo tackles...(9/26) @ AZ: Posted a solo tackle...(10/3) vs. HOU: Had one solo tackle...(10/10) vs. SD: Contributed a solo stop...Recovered a fumble in the first quarter...(10/17) @ SF: Assisted on one tackle...(10/24) @ DEN: Recovered a first quarter fumble that set up a Raider touchdown...(10/31) vs. SEA: Recorded two tackles including a sack...Credited with a forced fumble...(11/7) vs. KC: Registered a solo tackle...(11/21) @ PIT: Set a career high with seven tackles (five)...Dropped QB for a five-yard sack...(11/28) vs. MIA: Totaled four tackles (three)...(12/5) @ SD: Posted two solo tackles... Recorded a six-yard sack...(12/12) @ JAX: Had four solo tackles...(12/19) vs. DEN: Posted one tackle...(12/26) vs. IND: Recorded four tackles (two)...(1/2/11) @ KC: Totaled five tackles (four)...Notched his fifth sack of the season...Selected by the Raiders in the second round (44th overall) of the 2010 NFL Draft.

COLLEGE: Played in 50 games with 33 starts at Texas...Started 20 games at defensive tackle and 13 at defensive end...Totaled 160 tackles, 14 sacks, 41 tackles for a loss, 13 passes defended, two fumble recoveries and a forced fumble during his career...Started 13 games at defensive tackle as a senior...Second team All-Big 12 by The Associated Press, the conference's coaches, the Dallas Morning News and the Fort Worth Star-Telegram...Helped Texas rank eighth nationally in scoring defense (15.2 ppg), third in total defense (251.1 ypg), first in rushing defense (62.2 ypg), 11th in pass efficiency defense (101.3 rating) and 23rd in pass defense (188.9 ypg)...Posted 58 tackles, 20 tackles for a loss, 28 quarterback hurries, seven sacks, four passes defended and two fumble recoveries...Posted four tackles, a tackle for a loss and two quarterback hurries against ULM...Registered six tackles, two tackles for a loss, a sack, a pass defended and five pressures at Wyoming...Earned Big 12 Defensive Player of the Week honors...Notched five tackles and a fumble recovery against Texas Tech...Registered a fumble recovery and two hurries

against UTEP...Tallied a tackle, a pass defended and three hurries against Colorado...Notched four tackles, a tackle for a loss and three hurries against Oklahoma...Logged three tackles, two tackles for a loss and three hurries at Missouri...Registered two tackles, a tackle for a loss and three hurries at Oklahoma State...Tallied eight tackles, two sacks and four tackles for a loss vs. UCF...Recorded five tackles, three tackles for a loss and two sacks at Baylor...Registered four tackles, three tackles for a loss and two sacks vs. Kansas...Notched nine tackles, a tackle for a loss and a pass defended at Texas A&M...Recorded six tackles and a pass defended in the Big 12 Championship game vs. Nebraska...Appeared in 12 games as a junior, making eight starts at defensive tackle...A second team Academic All-Big 12 selection...Helped Texas rank first in the Big 12 in scoring defense (18.8 ppg/18th NCAA), total defense (342.9), rushing defense (83.5 /third NCAA) and second in pass efficiency defense (124.2 rating)...Tallied 22 tackles, 1.5 sacks, seven tackles for a loss, 11 hurries and five passes defended...Posted three tackles and two tackles for a loss in a season opening victory against FAU...Recorded four tackles, two tackles for a loss and a pass defended vs. Rice...Posted a tackle, a pass defended and two hurries against Missouri...Added three tackles, two tackles for a loss and a sack against Oklahoma State...Recorded a half-sack against Texas A&M...Registered two tackles against Ohio State in the Fiesta Bowl...Appeared in all 13 games, starting 11 at defensive end as a sophomore...Honorable mention All-Big 12 by The Associated Press...Helped Longhorns give up just 93.4 rushing yards per game (sixth NCAA)...Led the team with 12 tackles for a loss and 24 hurries to go along with 66 tackles, 4.5 sacks, four passes defended and a forced fumble...Earned the first start of his career and notched six tackles, a sack and a pass defended against TCU...Added five tackles and a pass defended at UCF...Posted five tackles, including four tackles for a loss and a sack, while adding four hurries against Rice...Posted six tackles against Kansas State...Recorded five tackles and a tackle for a loss against Arizona State in the Holiday Bowl...Posted four tackles and a sack at Iowa State...Tallied four tackles, a sack and three hurries at Baylor...Recorded seven tackles and a pressure against Nebraska...Notched eight tackles, a tackle for a loss, a pass defended and two hurries in a victory at Oklahoma State...Had career-high nine tackles to go along with a half-sack at Texas A&M...Added three tackles against Arizona State in the Holiday Bowl...Appeared in 11 games at defensive end and on special teams as a true freshman...Posted 14 tackles, two tackles for a loss, a sack and two hurries...Posted three tackles and a tackle for loss at Rice...Notched five tackles, a tackle for loss, a pass defended and a hurry vs. Iowa State...Had one tackle against Iowa in the Alamo Bowl...A three-time member of UT's Athletics Director's Honor Roll...Corporate Communications major.

PERSONAL: A prep All-American and two-time all-state selection as a running back and linebacker at Doherty (Colorado Springs, Colo.) High School...Earned Parade All-American honors as a linebacker...Also named second team All-American by EA Sports...Finished career with 3,325 yards rushing and 49 TDs to go along with 239 tackles and 13 sacks in three seasons...Posted more than 100 tackles in each of his final two prep seasons...Averaged 8.1 yards per carry (411 carries) for his career...Named the Rocky Mountain News Colorado Defensive Player of the Year as a senior...Also earned Gatorade's Player of the Year for Colorado...Named first team all-state as a junior...One of only three juniors to be named to the all-state team...Also made first team all-conference as a linebacker and fullback...Earned first team all-conference, second team all-area and first team all-city honors as a sophomore while playing fullback and defensive end...Also competed in basketball and track and field...Born in San Francisco and lived in Sacramento until he was five...Cousin, Stan Gill, played tailback at Stanford.

| YEAR | TEAM | GP | GS | SACKS | YDS | INT | YDS | FF | FR | PD |
|-------------------|------|-----------|-----------|------------|-------------|----------|----------|----------|----------|----------|
| 2010 | OAK | 16 | 15 | 5.0 | 26.0 | 0 | 0 | 1 | 2 | 0 |
| NFL TOTALS | | 16 | 15 | 5.0 | 26.0 | 0 | 0 | 1 | 2 | 0 |

CAREER SINGLE GAME HIGHS

Tackles: 7 (11/21/10) @ PIT

Sacks: 1, five times, last (1/2/11) @ KC

Forced Fumbles: 1 (10/31/10) vs. SEA

Fumble Recoveries: 1, twice, last (10/24/10) @ DEN



MICHAEL HUFF

24 S

BORN: 3/6/83

6-1 205

RAIDERS: 6

NFL: 6

COLLEGE: TEXAS

Raiders 1st round pick in 2006.

PRO: Talented defensive back has played in 80 games with 66 starts in five seasons with the Raiders...Tabbed for second team AP All-Pro honors in 2010...Has not missed a league game since entering the NFL as the Raiders first round draft pick in 2006...Led the team in interceptions in each of the last two seasons...Career totals include 344 tackles, seven interceptions, 5.5 sacks, four forced fumbles and 38 passes defended...**2010:** Played in all 16 games with 15 starts...Named second team AP All-Pro...Totaled a team-high three interceptions...Tied for the NFL lead among defensive backs with four sacks for losses totaling 21 yards...Ranked third on the team with 94 tackles (77 solo)...Named AFC Defensive Player of the Week for his performance (10/10/10) vs. SD...Recorded three forced fumbles and seven passes defended...Added 10 tackles (nine) on special teams...(9/12) @ TEN: Posted four solo tackles...(9/19) vs. STL: Registered five tackles (three)...(9/26) @ AZ: Notched six solo stops...(10/3) vs. HOU: Recorded eight tackles (seven)...Credited with one pass defended...(10/10) vs. SD: Tabbed for AFC Defensive Player of the Week honors...Set a career high with 11 tackles (nine)...Recorded a fourth quarter sack, forcing a fumble that was returned by S Tyvon Branch for a touchdown to seal the Raider victory...(10/17) @ SF: Notched seven tackles (six)...(10/24) @ DEN: Posted four tackles (three)...Credited with a forced fumble...(10/31) vs. SEA: Made five tackles (four) and recorded a pass defended...(11/7) vs. KC: Recorded eight tackles (four)...Dropped QB for a six-yard loss...Forced a fumble...(11/21) @ PIT: Recorded four tackles (three) and one pass defended...(11/28) vs. MIA: Posted seven tackles (five)...Sacked QB for a nine-yard loss...(12/5) @ SD: Notched six tackles (five)...Sacked QB for a three-yard loss...Picked off a first quarter pass and returned it 15 yards to set up a Raiders touchdown...(12/12) @ JAX: Posted five solo tackles...(12/19) vs. DEN: Recorded seven solo tackles...(12/26) vs. IND: Racked up five tackles (four)...Intercepted a third quarter pass...(1/2/11) @ KC: Registered two solo tackles...Picked off a fourth quarter pass and returned it 17 yards to the Chiefs 10-yard line, setting up a Raider touchdown...Credited with two passes defended...**2009:** Saw action in all 16 games with 12 starts...Established career highs in interceptions (three) and passes defended (14)...Also recorded 59 total tackles (54 solo), one fumble recovery and a half-sack...(9/14) vs. SD: Recovered a fumble...Intercepted a pass in the third quarter and returned it seven yards...(9/20) @ KC: Intercepted a career-high two passes...Both interceptions came in the second half, with the second pick halting a potential fourth quarter scoring drive in Raider territory...Credited with a career-high four passes defended...(9/27) vs. DEN: Made first start of the season at FS...Had two solo tackles and one pass defended...(10/4) @ HOU: Posted three solo tackles and one pass defended...(10/11) @ NYG: Made one solo tackle...Added a solo stop on special teams...(10/18) vs. PHI: Had four tackles and an additional stop on special teams...(10/25) vs. NYJ: Posted six solo tackles...(11/1) @ SD: Registered five total tackles (three solo)...Credited with two passes defended...(11/15) vs. KC: Had three solo tackles...(11/22) vs. CIN: Had eight tackles (six)...Added a special teams stop...(11/26) @ DAL: Recorded four solo tackles and two passes defended...(12/6) @ PIT: Had six solo tackles and one pass defended...(12/13) vs. WAS: Recorded one solo tackle...(12/20) @ DEN: Registered four tackles and two passes defended...(12/27) @ CLE: Recorded two solo tackles...(1/3/10) vs. BAL: Had two tackles...Combined with S Mike Mitchell for a three-and-a-half yard sack...**2008:** Appeared in all 16 games with seven starts...(9/8) vs. DEN: Started at FS...Made one tackle and assisted on another stop...(9/14) @ KC: Started at FS...Collected four tackles and credited with two passes defended...(9/21) @ BUF: Started at FS...Registered two solo tackles and added an assist...(9/28) vs. SD: Started at FS...(10/12) @ NO: Started at FS and had three tackles...(10/19) vs. NYJ: Recorded two tackles and two passes defended...(10/26) @ BAL: Logged two solo tack-

les...(11/2) vs. ATL: Collected three tackles...(11/9) vs. CAR: Assisted on one tackle...(11/16) @ MIA: Saw time at S and on special teams...(11/23) @ DEN: Made two tackles...(11/30) vs. KC: Contributed one special teams tackle...(12/4) @ SD: Had one solo tackle...(12/14) vs. NE: Started at SS...(12/21) vs. HOU: Logged two solo tackles and contributed two special teams stops...(12/28) @ TB: Started as an additional DB...**2007:** Started all 16 games at SS...Logged 62 tackles and defended one pass...(9/9) vs. DET: Second on the team with six solo tackles...(9/16) @ DEN: Recorded five solo tackles and an assist...Sacked QB in the first quarter...(9/23) vs. CLE: Had five solo tackles and one assist...(9/30) @ MIA: Recorded three solo tackles...(10/14) @ SD: Recorded seven solo tackles and one pass defended...(10/21) vs. KC: Recorded six solo tackles and two passes defended...(10/28) @ TEN: Had six solo tackles and one pass defended...(11/4) vs. HOU: Recorded one solo tackle and an assist...Forced a fumble and had a pass defended...(11/11) vs. CHI: Recorded five solo tackles, assisted on another and had a pass defended...(11/18) @ MIN: Had three solo tackles...(11/25) @ KC: Recorded seven solo tackles and assisted on two others...Intercepted a pass in Kansas City territory to set up K Sebastian Janikowski's first field goal...(12/2) vs. DEN: Had three solo tackles and assisted on another...Recorded three passes defended...(12/9) @ GB: Recorded five solo tackles and two assists...(12/16) vs. IND: Had two solo tackles and two assists...(12/23) @ JAX: Recorded four solo tackles...(12/30) vs. SD: Had six solo tackles and one pass defended...**2006:** Started all 16 games at SS...Recorded 78 tackles (64) one pass defended and a safety...(9/11) vs. SD: Recorded three tackles...(9/17) @ BAL: Recorded two solo tackles...(10/1) vs. CLE: Notched seven tackles (five)...(10/8) @ SF: Totaled six solo tackles...(10/15) @ DEN: Recorded four tackles...(10/22) vs. AZ: Tallied four tackles and a safety...(10/29) vs. PIT: Started at SS and recorded four tackles...(11/6) @ SEA: Racked up six tackles...(11/12) vs. DEN: Recorded six tackles...(11/19) @ KC: Logged nine solo tackles and one assisted stop...(11/26) @ SD: Registered four tackles...(12/3) vs. HOU: Recorded one tackle...(12/10) @ CIN: Tallied eight tackles...(12/17) vs. STL: Started at SS, recording three tackles...(12/23) vs. KC: Collected six tackles...(12/31) @ NYJ: Recorded four tackles...Selected by the Raiders in the first round (seventh overall) of the 2006 NFL Draft.

COLLEGE: The first player in University of Texas history to win the Thorpe Award, given to the nation's top defensive back...Started 50 of 51 games during his career...In 51 games with the Longhorns, registered 318 tackles (191 solo) with two sacks for minus-18 yards and 26 stops for losses of 75 yards...Recovered three fumbles for 21 yards with a touchdown and also caused six fumbles...Set school career record with four interceptions returned for touchdowns, topping the previous mark of three...Only player to return two interceptions for scores in a season twice (2002-03)...His 162 yards on interception returns ranked fifth on the Longhorns all-time list...Ranked fourth in school history with three blocked kicks...His 44 pass deflections were sixth in Texas annals...First team All-American by The NFL Draft Report, American Football Coaches Association, Associated Press, Football Writers Association of America, The Sporting News and the Walter Camp Football Foundation...Started every game at strong safety as a senior while helping Longhorns to the National Championship and led a secondary that ranked fifth in the nation in pass defense (155.9 ypg) and second in lowest pass efficiency (91.3 rating)...Ranked second on the squad with 109 tackles (53) in 2005, including two sacks and 10 stops behind the line of scrimmage...Recovered two fumbles, returning one for a touchdown and also caused four fumbles...Picked off two passes, deflected 14 others and blocked a kick...As a junior, consensus All-Big 12 Conference choice after starting every game at strong safety in 2004...Posted 73 tackles (50) with 14 pass deflections and a pair of interceptions...In 2003 as a sophomore, saw action at cornerback while lining up mostly at strong safety and totaled 66 tackles (45) with four stops for losses...Blocked two kicks, batted away six passes and had two interceptions...Freshman All-American third team pick after starting every game as a redshirt freshman, lining up at strong safety in 10 contests and at cornerback in three others...Recorded 70 tackles (43) while his 10 stops behind the line of scrimmage were the fifth-best season total by a Texas freshman (top four were all defensive linemen)...Also had two interceptions and 10 pass deflections...Also competed in track for the Longhorns as a sprinter and member of the sprint relay teams...Youth and Community Services major.

PERSONAL: Excelled as a safety, cornerback and wide receiver during his three years at Nimitz (Irving, Texas) High School...Recorded 238 tackles and returned three of his nine interceptions for scores during his final two seasons...Posted 127 tackles and five interceptions (two returned for scores) as a senior...Registered a career-high 18 tackles and an interception in one game...Also scored on a 69-yard run and a 40-yard catch in that contest...Collected 111 tackles and

four interceptions (one returned for a touchdown) as a junior and had 12 receptions for 220 yards as a sophomore receiver...Also a four-year letterman in track and finished seventh in the 100-meters at the 2000 USATF Junior Nationals...Brother, Marcus King, played at the University of Missouri while another brother, Terrence Holmes, played at Texas Southern.

| YEAR | TEAM | GP | GS | SACKS | YDS | FF | FR | INT | YDS | PD |
|-------------------|------|-----------|-----------|------------|-------------|----------|----------|----------|-----------|-----------|
| 2006 | OAK | 16 | 16 | 0.0 | 0.0 | 0 | 0 | 0 | 0 | 1 |
| 2007 | OAK | 16 | 16 | 1.0 | 0.0 | 1 | 1 | 1 | 4 | 11 |
| 2008 | OAK | 16 | 7 | 0.0 | 0.0 | 0 | 0 | 0 | 0 | 5 |
| 2009 | OAK | 16 | 12 | 0.5 | 3.5 | 0 | 1 | 3 | 15 | 14 |
| 2010 | OAK | 16 | 15 | 4.0 | 21.0 | 3 | 0 | 3 | 32 | 7 |
| NFL TOTALS | | 80 | 66 | 5.5 | 24.5 | 4 | 2 | 7 | 51 | 38 |

CAREER SINGLE GAME HIGHS

Tackles: 11 (10/10/10) vs. SD

Interceptions: 2 (9/20/09) @ KC

Interception Yards: 17 (1/2/11) @ KC

Sacks: 1, five times, last (12/5/10) @ SD

Forced Fumbles: 1, four times, last (11/7/10) vs. KC

Fumble Recoveries: 1, twice, last (9/14/09) vs. SD

Passes Defensed: 4 (9/20/09) @ KC



CHAD JACKSON

3 WR

BORN: 3/6/85

6-1 210

RAIDERS: 1

NFL: 4

COLLEGE: FLORIDA

New England, 2006-07; Denver, 2008.

Signed by Raiders as a free agent in August 2011.

PRO: Athletic wide receiver has played in 18 career games with one start...Career totals include 14 receptions for 171 yards and three touchdowns...**2010:** In training camp with the Buffalo Bills...**2009:** In training camp with the Denver Broncos...**2008:** Saw action in four games with the Broncos...Signed by Broncos on 10/27...(11/30) @ NYJ: Had one reception for 19 yards...**2007:** Played in two games with the New England Patriots...**Postseason:** (1/12/08) vs. JAX: Played in AFC Divisional Playoff Game...**2006:** Saw action in 12 games with one start as a rookie...Totaled 13 receptions for 152 yards and three touchdowns...Also rushed four times for 22 yards...(9/17) @ NYJ: Made NFL debut...Had two receptions for 42 yards including first career touchdown on a 13-yard catch...(10/22) @ BUF: Had a career-long 35-yard touchdown reception...Also had a 14-yard rush...(10/30) @ MIN: Hauled in a 10-yard touchdown pass...(11/19) @ GB: Had a 21-yard reception...(12/31) @ TEN: Had two receptions for 23 yards...**Postseason:** (1/7/07) vs. NYJ: Made postseason debut in AFC Wild Card Game...(1/21/07) @ IND: Played in AFC Championship Game...Selected by the Patriots in the second round (36th overall) of the 2006 NFL Draft.

COLLEGE: Played in 39 games with 14 starts at Florida...Semifinalist for the Biletnikoff Award as a junior...Caught 120 passes for 1,586 yards and 16 touchdowns...Rushed 17 times for 90 yards and two touchdowns...Also returned nine punts for 35 yards, recorded six solo tackles and picked up 188 yards on 10 kickoff returns...Became only the third player in school history to produce two receptions for 80 or more yards in a career...Did not miss a game in his three years at Florida...As a junior, tied school record with 88 receptions...Led the SEC in receptions, ranking sixth nationally...Selected as an All-American third-team choice by The NFL Draft Report,

earning honorable mention from Pro Football Weekly...An Associated Press All-Southeastern Conference first-team pick, adding second-team accolades from the league's coaches...Had an 80-yard touchdown catch against Louisiana Tech which was the longest reception by an SEC receiver in 2005...Scored four touchdowns against Wyoming, three receiving and one rushing... Played all 12 games with three starts as a sophomore...Caught 29 passes for 648 yards and six touchdowns...Set a school record with a team-best 22.3 yards per catch...As a true freshman, saw time on special teams in all 13 games and also lined up at receiver in four games...Caught a 29-yard touchdown pass in first collegiate game against San Jose State, becoming one of just eight receivers in school history to score a touchdown as a true freshman...Finished the season with three catches for 38 yards and a touchdown.

PERSONAL: Attended Hoover (Ala.) High School...Selected to the Parade All-America Team... A SuperPrep All-America...Listed as Alabama's No. 1 prospect and the No. 2 receiver in the nation by Rivals...Named Second-Team All-America by TheInsiders.com...Named the Alabama Back of the Year (6A)...Named to the Alabama Super All-State Team...Two-time First-Team All-State (6A)...Named No. 1 senior by Birmingham News...Finished second for Alabama's Mr. Football Award as a senior...A three-year starter and a team captain as a senior...Won state championships (6A) as a sophomore and a senior and led his team to the state championship game as a junior...Chosen as the team MVP as a senior, when he caught 68 passes for 1,187 yards and scored 14 touchdowns...Caught and threw for touchdowns, along with 145 yards receiving, in his senior championship game...Had 70 catches for 1,407 yards and 16 touchdowns as a junior...Scored 52 total touchdowns...Finished third in the state track meet in the 300m event...Played basketball for three years.

| YEAR | TEAM | GP | GS | RECEIVING | | | | |
|-------------------|------|-----------|----------|-----------|------------|-------------|-----------|----------|
| | | | | NO | YDS | AVG | LG | TD |
| 2006 | NE | 12 | 1 | 13 | 152 | 11.7 | 35 | 3 |
| 2007 | NE | 2 | 0 | 0 | 0 | - | - | 0 |
| 2008 | DEN | 4 | 0 | 1 | 19 | 19.0 | 19 | 0 |
| 2009 | DNP | - | - | - | - | - | - | - |
| 2010 | DNP | - | - | - | - | - | - | - |
| NFL TOTALS | | 18 | 1 | 14 | 171 | 12.2 | 35 | 3 |

CAREER SINGLE GAME HIGHS

Receptions: 2, four times, last (12/31/06) @ TEN

Receiving Yards: 35 (10/22/06) @ BUF

Receiving Touchdowns: 1, three times, last (10/30/06) @ MIN

Longest Reception: 35 (10/22/06) @ BUF

(all with New England)



SEBASTIAN JANIKOWSKI

11 K

BORN: 3/2/78

6-2 250

RAIDERS: 12

NFL: 12

COLLEGE: FLORIDA STATE

Raiders 1st round pick in 2000.

PRO: Productive kicker with outstanding leg strength and accuracy is Raiders all-time leading scorer with 1,142 career points...Set franchise record with 142 points in 2010...Kicked the longest field goal in franchise history, and the third-longest in NFL history, with a 61-yarder (12/27/09) @ CLE...Received All-Pro honors from Sports Illustrated in 2009...Has led the team

in scoring in each of his 11 seasons...Has played in 173 games and seven postseason contests, including Super Bowl XXXVII...Owns the highest field goal percentage in Raiders history at 78.7...Has made 229 of 292 FG attempts and is 313 of 316 on PATs...Has topped the century mark in scoring in five of his 11 professional seasons...Set an NFL record for longest overtime field goal, a 57-yarder (10/19/08) vs. NYJ, which also marked a then-franchise record...Also set a Raiders record with a 76-yard field goal attempt (9/28/08) vs. SD...Tied an NFL record with four field goals in one quarter (10/5/03) @ CHI...Has tied the team record for most field goals in a game (five) three times: (10/29/00) vs. DEN, (10/5/03) @ CHI and (11/18/07) @ MIN...Set NFL records with eight touchbacks and eight PATs (10/24/10) @ DEN...Has made three or more field goals in a game 29 times and has booted four or more in a game 10 times...Received AFC Special Teams Player of the Week honors following his overtime field goal against the Jets in Week 7 of 2008...Named AFC Special Teams Player of the Month in September 2001...Won AFC Special Teams Player of the Week following Week 9 of his rookie year in 2000 and after Week 4 of 2005...Just the fifth kicker drafted in the first round of the NFL Draft...**2010:** Set Raiders record with 142 points, snapping record of 132 points set by Jeff Jaeger in 1993...Hit 33 of 41 field goal attempts, both of which rank second on the Raiders single-season list...Had 29 touchbacks to set a career high and rank second in the NFL...Perfect on 43 extra point attempts...Set NFL records with eight PATs and eight touchbacks (10/24/10) @ DEN...Booted a 59-yard field goal (12/26/10) vs. IND, the second-longest of his career...(9/12) @ TEN: Good on two of three field goal attempts...Only miss was on a 53-yard attempt...Added a PAT...(9/19) vs. STL: Good on three of four field goal attempts...Added a PAT...(9/26) @ AZ: Kicked three field goals on six attempts including a 54-yarder in the first quarter...Tied a career high with six field goal attempts...Perfect on a pair of extra point attempts...(10/3) vs. HOU: Kicked a 39-yard field goal...Added three extra points...Recorded five touchbacks on kickoffs...(10/10) vs. SD: Good on two field goal attempts including a 50-yarder...Converted three PATs...(10/17) @ SF: Went three for three on field goal attempts...(10/24) @ DEN: Part of a record-breaking offensive performance...Set modern-day NFL records with eight PATs and eight touchbacks on kickoffs...Added a 31-yard field goal...(10/31) vs. SEA: Booted four field goals on five attempts...Added three PATs...(11/7) vs. KC: Was three for four on field goal attempts...Kicked a 41-yard field goal with three seconds remaining in regulation to tie the game...Booted a 33-yard field goal in overtime to give the Raiders a 23-20 victory...Perfect on a pair of PATs...(11/21) @ PIT: Kicked a 41-yard field goal...(11/28) vs. MIA: Good on a 30-yard field goal attempt...Added two extra points...(12/5) @ SD: Kicked four PATs...(12/12) @ JAX: Good on a 26-yard field goal...Perfect on four PAT attempts...(12/19) vs. DEN: Three for three on field goal attempts including attempts from 47 and 49 yards out...Had first career punt attempt in second quarter, booting a 33-yard punt in place of an injured Shane Lechler...Added four PATs...(12/26) vs. IND: Kicked four field goals including two from 50-plus yards out...Kicked a 59-yarder that marked the second-longest in Raiders history...Added a 51-yarder...Also had field goals of 38 and 45 yards...Had two PATs...(1/2/11) @ KC: Kicked a 38-yard field goal and was perfect on four PATs...**2009:** Played in all 16 games...Named All-Pro by Sports Illustrated...Led the team in scoring with 95 points...Good on 26 of 29 field goal attempts, making 15 from 40 yards or longer...One of just two NFL kickers to make six field goals of 50 yards or longer...Set a franchise record with a 61-yard field goal (12/27/09) @ CLE, the third-longest in NFL history...Converted all 17 PATs...Tied for sixth in the NFL with 17 touchbacks...(9/14) vs. SD: Perfect on two field goal attempts (35 and 37 yards)...Kicked off five times with one touchback...(9/20) @ KC: Good on field goal attempts of 48 and 54 yards...Converted lone PAT attempt...Had four touchbacks on kickoffs...(9/27) vs. DEN: Good on a 48-yard field goal attempt...Had one touchback...(10/4) @ HOU: Went 2-for-2 on field goal attempts from 46 and 33 yards...(10/11) @ NYG: Converted a second quarter PAT...(10/18) vs. PHI: Made field goals of 29 and 46 yards...Had one PAT...(11/1) @ SD: Perfect on three field goal attempts (28, 41 and 48)...Had two touchbacks on kickoffs...(11/15) vs. KC: Converted a 50-yard field goal attempt...Added a PAT...Missed first field goal attempt of the season from 47 yards...(11/22) vs. CIN: Made two of three field goal attempts, including a 33-yarder, to win the game at the end of regulation...Converted two PATs...Only miss was from 57 yards...Added a touchback...(11/26) @ DAL: Good on one PAT...Had two touchbacks on kickoffs...(12/6) @ PIT: Perfect on two field goals (43 and 48)...Had three PATs...Added a touchback...(12/13) vs. WAS: 2-for-3 on field goals (34 and 54)...Only miss was on a 66-yard attempt, the second-longest of his career...Added one PAT and one touchback...(12/20) @ DEN: Good on field goals of 28 and 54 yards...Two PATs...Tied a sea-

son-high with four touchbacks...(12/27) @ CLE: Converted all three field goal attempts including a franchise-record 61-yarder at the end of the first half...Field goal marked the third-longest in NFL history...Eclipsed previous career long of 57 yards set in 2008...Also good on attempts from 34 and 44 yards...(1/3/10) vs. BAL: Converted two field goals (37 and 39)...Had one PAT...Second field goal gave him 1,000 career points...**2008:** Played in all 16 games...Led the team in scoring with 97 points...Made 24 of 30 field goal attempts, making five from 40 yards or longer...Converted 25 of 26 PATs...Set a then-Raiders record with a 56-yard field goal (9/14) @ KC...Broke his own franchise distance record and set an NFL mark for longest overtime field goal with a 57-yarder (10/19) vs. NYJ...Tied for second in the NFL with 22 touchbacks on kick-offs...Helped the Raiders rank 10th in the NFL in kickoffs, limiting opponents to an average start of 26.4...Also collected two special teams tackles...(9/8) vs. DEN: Good on two PAT attempts...(9/14) @ KC: Made three field goals, including a then-Raiders record 56-yarder in the first quarter...Also good from 25 and 40 yards...Added two extra points...(9/21) @ BUF: Perfect on three field goals (23, 35 and 32)...Also made two PATs...(9/28) vs. SD: Good on three of four field goal attempts (22, 28 and 32)...Only miss came on a 76-yarder, which set a Raiders record for longest attempt...Added a PAT...(10/12) @ NO: 1-for-3 on field goal attempts...Good on a 24-yard attempt...Misses came on attempts of 57 and 59 yards...(10/19) vs. NYJ: Made three of four field goal attempts — including a career-long and then Raider record 57-yarder to win the game in OT...Attempt marked the longest overtime field goal in NFL history...Also converted on attempts of 29 and 37 yards...Hit the upright on a 40-yard attempt in the second quarter...Also converted on a PAT...(10/26) @ BAL: Good on a 22-yard field goal and converted only PAT attempt...(11/2) vs. ATL: Handled kickoff duties...(11/9) vs. CAR: 2-for-3 on field goal attempts, converting from 38 and 45 yards...Broke the Raiders career scoring record with his 45-yard field goal in the third quarter...Increased his career points total to 865, eclipsing the Raiders record of 863 set by George Blanda...(11/16) @ MIA: Scored seven points...Good on two of three field goal attempts...Connected from 21 and 37 yards and hit the right upright on a 46-yard attempt...Added a PAT...(11/23) @ DEN: Totaled seven points...Contributed a 26-yard field goal...Perfect on four extra point attempts...(11/30) vs. KC: Made field goals from 25 and 51 yards...Added an extra point...(12/4) @ SD: Made one PAT...(12/14) vs. NE: Made two extra points...(12/21) vs. HOU: Good on field goals of 33 and 30 yards...Converted all three extra points...(12/28) @ TB: Good on a 25-yard field goal attempt...Tied a season high with four extra points...With seven points, surpassed the 900-point (905) plateau...**2007:** Played in all 16 games...Led the team in scoring with 97 points...Made 23 of 32 field goals, 13 of which were 40 yards or longer...Perfect in PATs (28-for-28)...Nearly connected on an NFL record long 64-yarder (11/4) vs. HOU...(9/9) vs. DET: Went 3-for-3 on PATs...Pushed a Detroit return man out of bounds on a kickoff...(9/16) @ DEN: Went 1-for-2 in field goal attempts and converted his lone PAT...Had successful outside kick in the third quarter...(9/23) vs. CLE: Made all four of his field goal attempts and both PATs...His 48-yard field goal in the fourth quarter proved to be the difference in the game...(9/30) @ MIA: Made all five of his PAT attempts...(10/14) @ SD: Made both of his PAT attempts...(10/21) vs. KC: Made a 37-yard field goal and his only PAT...(10/28) @ TEN: Went 3-for-3 in field goal attempts, including hitting a 54-yarder at the end of the first half...(11/4) vs. HOU: Made one of two field goal attempts and both PATs...(11/11) vs. CHI: Went 2-for-2 in field goal attempts — including a 52-yarder that gave the Raiders a fourth quarter lead...(11/18) @ MIN: 5-for-5 in field goal attempts, four of which were 42 yards or longer...Made his only PAT attempt...(11/25) @ KC: 2-for-2 in both field goal attempts and on PATs...(12/2) vs. DEN: Made two of his four field goal attempts and both PATs...(12/9) @ GB: Converted lone PAT...(12/16) vs. IND: Made both PATs...(12/23) @ JAX: Converted lone field goal attempt...(12/30) vs. SD: 1-for-2 in field goal attempts and was perfect on two PATs...Made a 53-yard field goal as time expired in the first half...**2006:** Played in all 16 games...Team's leading scorer for the seventh straight season with 70 points...Connected on 18 of 25 FG attempts, with a long of 55, and had seven touchbacks...Recorded three tackles...Tied his Raiders record (broken in 2008) with a 55-yard field goal (11/12) vs. DEN...(9/11) vs. SD: Had one kickoff...(9/17) @ BAL: Made two FGs (34 and 51)...(10/1) vs. CLE: Made three PATs...(10/8) @ SF: Made two FGs (33 and 36) and two PATs...(10/15) @ DEN: Made one FG from 47 yards...(10/22) vs. AZ: Made two FGs (31 and 35) and two PATs...(10/29) vs. PIT: Made two FGs on two attempts (19 and 41) and two PATs...(11/6) @ SEA: Had one touchback...(11/12) vs. DEN: Made two FGs, including a 55-yarder that tied his Raiders record for longest FG (broken in 2008), plus one PAT...(11/19) @ KC: Made both FGs (41 and 36) and one PAT...(11/26)

@ SD: Made both PAT attempts, missed one FG attempt...(12/3) vs. HOU: Made two PAT attempts, missed three FG attempts...(12/10) @ CIN: Made one PAT attempt and one of two FG attempts...(12/17) vs. STL: Had one kickoff...(12/23) vs. KC: Made all three FGs (25, 37 and 53)...(12/31) @ NYJ: Made lone FG attempt...**2005:** Played in all 16 games...Led the team in scoring for the sixth straight season with 90 points...Connected on 20 of 30 FG attempts and was perfect on 30 PATs...Kicked off 70 times and put 22 in the end zone with 11 touchbacks...Named AFC Special Teams Player of the Week for Week 4 when he was perfect on four FG attempts and accounted for 13 points in a 19-13 victory over Dallas (10/2)...Made at least three FGs in three games...(9/8) @ NE: Kicked off four times, putting one into the end zone...Connected on both PATs...Missed only FG attempt from 43 yards...(9/18) vs. KC: Kicked off four times...Also hit both PATs and made one of two field goal tries, connecting from 29 yards in the second quarter...(9/25) @ PHI: Kicked off five times, putting three in the end zone with one touchback...Also converted on both PATs and made two of four field goals (28 and 26)...(10/2) vs. DAL: Made all four FG attempts, including two of more than 40 yards (one being a season-long 49-yarder)...Connected on only extra point attempt...Also kicked off six times, putting five in the end zone, four touchbacks...Earned AFC Special Teams Player of the Week honors...(10/16) vs. SD: Converted both PATs...(10/23) vs. BUF: Made only FG attempt (25)...Converted on all five PATs...Also kicked off seven times, placing one in the end zone...(10/30) @ TEN: Connected on both FG attempts (22 and 32) and was perfect on four extra points...Kicked off seven times, putting six into the end zone (four touchbacks)...(11/6) @ KC: Perfect on three FG attempts (32, 49 and 48) all in the first half...Kicked off six times...His "pooch" kicks helped limit Kansas City return specialist to just 15.8 yards per return...(11/13) vs. DEN: Kicked off four times, putting one in the end zone for a touchback...Also hit a 40-yard field goal in the fourth quarter and made both PATs...(11/20) @ WAS: Kicked the game-winning field goal from 19 yards in the fourth quarter to put the Raiders up by three points...Also connected on an extra point attempt and two other field goals (30 and 25)...Kicked off five times (one touchback)...(11/27) vs. MIA: Kicked off five times, putting three in the end zone...Also connected on all three PATs...(12/4) @ SD: Kicked off three times, putting one in the end zone...Hit a 37-yard field goal to score the first points of the game in the first quarter...Also converted only PAT...(12/11) @ NYJ: Connected on a 42-yard FG attempt in the second quarter and on only extra point try after a fourth quarter touchdown...Also kicked off three times...(12/18) vs. CLE: Connected on only PAT...Also kicked off twice...(12/24) @ DEN: Connected on a 43-yard field goal for the team's only score of the day in the fourth quarter...Also kicked off twice...(12/31) vs. NYG: Converted all three PATs...Also kicked off four times...**2004:** Played in all 16 games...Led the team in scoring for the fifth consecutive year and topped the century mark in scoring for the fourth time in five years (106 points)...Tallied his 100th field goal against Tampa Bay (9/26) when he drilled a 39-yarder in the third quarter...Recorded the most accurate season of his career to date, connecting on 89.3 percent of his FG attempts (25 of 28), while going 31 of 32 on extra points...Kicked off 76 times, putting 27 into the end zone (12 touchbacks)...Nailed a 19-yard field goal at Carolina (11/7) with nine seconds left to win the game...Also booted a game-winning field goal vs. Buffalo (9/19), connecting from 33 yards to put the Raiders ahead with 2:27 remaining...(9/12) @ PIT: Connected on field goals of 28 and 38 yards and made only PAT...Kicked off five times...(9/19) vs. BUF: Connected on field goals of 21 and 33 yards and made only PAT...33-yard FG with 2:27 remaining in the game proved to be the game-winner...Also recorded one tackle...(9/26) vs. TB: Good on three of four FG attempts (23, 40 and 39)...The 39-yard field goal marked the 100th of his career...Perfect on three PATs...Kicked off seven times, putting three in the end zone (one touchback)...(10/3) @ HOU: Made one of two FG attempts, missing a 35-yarder, before connecting on a 50-yard attempt...Made both PAT attempts...Kicked off four times, placing one in the end zone...(10/10) @ IND: Perfect on two PATs...Kicked off three times, putting two in the end zone (one touchback)...(10/17) vs. DEN: Made his only FG attempt, a 35-yarder...Kicked off twice, putting one into the end zone for a touchback...(10/24) vs. NO: Scored a season-high 14 points, hitting all four field goals (28, 42, 44 and 40) and both PATs...Kicked off seven times and put three in the end zone with two touchbacks...(10/31) @ SD: Perfect on two PATs and put all three kickoffs into the end zone with one touchback...(11/7) @ CAR: Perfect on two FG attempts, connecting from 26 yards in the first quarter and on a game-winning 19-yarder with just six seconds left in the game...Made all three PATs...Kicked off six times, putting one in the end zone...(11/21) vs. SD: Connected on a 31-yard field goal, his only attempt of the game...Perfect on two PATs...Kicked off four times, putting two into the end

zone (one touchback)...(11/28) @ DEN: Kicked off five times, putting two into the end zone (one touchback)...Missed on a 48-yard FG attempt and connected on one of two PATs...(12/5) vs. KC: Connected on field goals of 27 and 36 yards and was perfect on three PATs...Kicked off six times, putting two into the end zone (one touchback)...(12/12) @ ATL: Connected on a season-long 52-yard field goal in the first quarter — his longest since making a then-career long 55-yarder on 11/2/03 at Detroit...Also connected on only extra point...Kicked off three times, placing one in the end zone...(12/19) vs. TEN: Connected on his only FG attempt (42 yards) in the fourth quarter and was perfect on five PATs...Kicked off seven times, putting a season-high four into the end zone with two touchbacks...(12/25) @ KC: Perfect on three FG attempts (40, 45 and 46)...The 46-yarder put the Raiders ahead, 30-28, with just 1:03 left...Perfect on three PATs...(1/2/05) vs. JAX: Perfect on two FG attempts, connecting from 35 yards in the first quarter and from 27 on the last play of the first half...Kicked off three times...**2003:** Played in all 16 games and led the team in scoring for the fourth consecutive season with 94 points...Converted 88 percent (22 of 25) of FG attempts...Tied career and franchise single game highs with five FGs at Chicago (10/5)...(9/7) @ TEN: Converted on two FG attempts, both from 47 yards...Kicked off five times with two going into the end zone with one touchback...(9/14) vs. CIN: Converted all three FG attempts (26, 39 and 40), including the game-winner...Kicked off six times with two going into the end zone and one touchback...(9/22) @ DEN: Converted on only FG attempt of the game from 41 yards...Kicked off three times with two touchbacks...(9/28) vs. SD: Converted both FG attempts from 23 and 46 yards...Kicked off seven times with two going into the end zone and one touchback...(10/5) @ CHI: Converted on five of six FG attempts, tying a personal best for field goals made and attempts...Made field goals from 32, 33, 36, 39 and 49 yards with one blocked...Kicked off six times with four going into the end zone and one touchback...Missed his first PAT of his career following 147 straight...(10/12) @ CLE: Converted on lone PAT and kicked off twice with one going into the end zone...(10/20) vs. KC: Converted on only FG attempt from 27 yards and one PAT...Kicked off three times...(11/2) @ DET: Converted two of three FG attempts from 24 and a then-franchise record 55 yards...Kicked off three times and made lone PAT...(11/9) vs. NYJ: Converted only FG attempt from 22 yards...Kicked off six times with one going into the end zone for a touchback...(11/16) vs. MIN: Missed lone FG attempt from 52 yards...Kicked off five times with one going into the end zone...(11/23) @ KC: Converted on only FG attempt from 41 yards...Made all three PATs and kicked off five times...(11/30) vs. DEN: Connected on both FG attempts (46 and 48)...Kicked off three times with one going into the end zone...(12/7) @ PIT: Made one PAT...Kicked off twice with one going into the end zone...(12/14) vs. BAL: Made both FG attempts (23 and 37)...Made both PATs while kicking off five times with one going into the end zone...(12/22) vs. GB: Kicked off twice and made only PAT of the game...(12/28) @ SD: Converted both PATs...Kicked off three times...**2002:** Played in all 16 games while leading the team in scoring for the third straight season with 128 points, second-highest in team history behind Jeff Jaeger (132 in 1993)...The 128-point performance ranked first in the AFC and was tied for fourth in the NFL...Posted career highs in FG attempts with 33 and field goals made with 26...Also set career highs in kickoffs (97), kickoffs into the end zone (48) and touchbacks (22 — led NFL)...Finished the season by making 18 of his last 20 FGs...(9/8) vs. SEA: Converted on only FG attempt, a 27-yarder...Had six kickoffs with three going into the end zone and two touchbacks...Connected on all four PATs...(9/15) @ PIT: Connected on three of four FG attempts from 27, 41 and 45 while missing from 46...Had seven kickoffs with four going into the end zone...Made all three PATs...(9/29) vs. TEN: Converted on lone FG attempt from 28 yards...Had nine kickoffs with seven going into the end zone and six touchbacks...Made all seven PATs...(10/6) @ BUF: Had eight kickoffs with six going into the end zone and five touchbacks...(10/13) @ STL: Converted on two of three FG attempts from 32 and 45 while missing from 35...Had four kickoffs with two going into the end zone...(10/20) vs. SD: Had five kickoffs with one going into the end zone for a touchback...Made all three PATs and missed two FG attempts...(10/27) @ KC: Connected on one of two field goals from 32 yards and had a 44-yard attempt blocked, the first block of his career...Kicked off three times with two going into the end zone...(11/3) vs. SF: Connected on both FG attempts from 23 and 42...Had six kickoffs with two going into the end zone and one touchback...(11/11) @ DEN: Converted on both FG attempts from 32 and 47 yards...Made all three PATs...Had seven kickoffs with four going into the end zone with one touchback...(11/17) vs. NE: Converted on two of three FG attempts from 28 and 39 yards and had one blocked from 49 yards...Had six kickoffs with one going into the end zone...Made all three PATs...(11/24) @ AZ: Converted on both FG

attempts from 37 and 51 and all five PATs...Had eight kickoffs with four going into the end zone and one touchback...Also had one tackle...(12/2) vs. NYJ: Converted on all four FG attempts from 23, 29, 36 and 48 yards...Made both PATs...Kicked off seven times with two going into the end zone...(12/8) @ SD: Converted on two of three FG attempts from 20 and 51, tying a season-long, while missing from 49...Kicked off six times with four going into the end zone and two touchbacks to bring his total to an NFL season-high 19...Made all three PATs...(12/15) @ MIA: Converted all three FG attempts from 26, 38 and 45 yards...Kicked off five times with two going into the end zone...Made only PAT...(12/22) vs. DEN: Converted four PATs and kicked off five times with two going into the end zone with one touchback...(12/28) vs. KC: Converted sole FG attempt from 27 yards out and all three PATs...**Postseason:** (1/12/03) vs. NYJ: Converted three of four FG attempts (29, 31 and 34) in AFC Divisional Playoffs...Made all three PATs and kicked off seven times with none going into the end zone...(1/19/03) vs. TEN: Connected on both FG attempts from 32 and 43 yards...Made all five PATs in the AFC Championship Game...Kicked off seven times with no touchbacks...Super Bowl XXXVII (1/26/03) vs. TB: Made only FG attempt from 40 yards...Kicked off five times with one going into the end zone and one touchback...**2001:** Played in 15 games, missing the final regular season contest...Had 111 points to lead the team for the second straight season...Connected on 23 of 28 FG attempts...The 23 field goals were the most made since 1996 (Cole Ford, 24)...Converted on 11 of 12 attempts...Made at least two field goals in seven contests...Made at least three field goals in three games and four field goals in two games...Converted all 42 PATs to rank first in the AFC and fourth in the NFL...His 82 kickoffs tied for second in the AFC and third in the NFL...Of the 82 kickoffs, 23 were 70-plus yards to rank third in the AFC and fifth in the NFL...Had 12 touchbacks, tied for second in the NFL...Ranked fourth in the AFC and eighth in the NFL in touchback percentage (14.6)...Finished third in the AFC and tied for fifth in the NFL in kickoffs that reached the end zone with 23...Finished with 11 opponent possessions starting inside the opponents 20-yard line (second in the AFC and tied for third in the NFL)...(9/9) @ KC: Connected on all four FG attempts from 43, 42, 36 and one from 31 yards with 15 seconds remaining in the game for the win...(9/23) @ MIA: Connected on all three FG attempts (42, 25 and 45)...Connected on all eight FG attempts and six PATs in September to win AFC Special Teams Player of the Month honors...(10/14) @ IND: Converted on three of four FG attempts, missing a 59-yarder...Connected on field goals from 39, 42 and from 37 yards with 2:22 remaining in the game to extend the lead for the win...(12/15) @ SD: Made FG attempt from 20 and one from 31 yards with 1:11 remaining in the game for the win...**Postseason:** (1/12/02) vs. NYJ: Connected on all three FG attempts (21, 41 and 45) in AFC Wild Card Game...Had eight kickoffs with no touchbacks...Also made one tackle...Made all four PATs...(1/19/02) @ NE: Connected on both field goals from 38 and 45 yards in AFC Divisional Playoff Game...Had five kickoffs with no touchbacks...Made the game's only PAT...**2000:** Had a team-high 112 points to rank fifth in the AFC and ninth in the NFL...The 112 points were the most scored by a Raider since 1993 (Jeff Jaeger, 132)...Had 83 kickoffs with 23 going into the end zone and 14 touchbacks, good for second in the NFL...Connected on 22 of 32 field goals to rank ninth in the AFC...Tied for first in the AFC by making a then-career long 54-yard field goal...Connected on all 46 PATs to rank second in the AFC and NFL...The 46 PATs were the most by a Raider since 1983 (Chris Bahr, 51)...(9/10) @ IND: Had seven kick-offs, all going into the end zone with a season-high three touchbacks...Also made his first career field goal from 24 yards...(10/15) @ KC: Had five kickoffs with one touchback...Also connected on two of four FG attempts, including the game-winner from 43 yards...(10/29) @ SD: Connected on five field goals, tying Jaeger's franchise record...Converted on a 54-yard field goal to tie George Fleming (10/1/61) and Jaeger (10/4/92) for the club's record...Also connected on a 24-yarder to win the game...**Postseason:** (1/6/01) vs. MIA: Connected on two of three field goals from 33 and 36 yards in the AFC Divisional Playoff Game...Also had six kickoffs, four going into the end zone and one touchback...(1/14/01) vs. BAL: Connected on one field goal from 24 yards in AFC Championship Game...Selected by the Raiders in the first round (17th overall) of the 2000 NFL Draft.

COLLEGE: In only three seasons, left Florida State ranked second on the school's career scoring list with 324 points...In 1999, consensus All-American and All-Atlantic Coast Conference first team selection...Recipient of the Lou Groza Award, given to the nation's top kicking specialist...Led the team in scoring with 116 points, the third-highest season total in school history...Connected on 23 of 30 field goals and all 47 extra point attempts...His 23 field goals rank

behind his 1998 school season record of 27...Against North Carolina State, connected on field goals from 30, 47, 22, 31 and 47 yards and had three PATs...His five field goals tied the school game record, first set by Bill Capece vs. Pittsburgh in 1980 and matched his own mark set vs. Maryland in 1998...As a sophomore, won his first Lou Groza Award...Named All-American by the Associated Press, Football Writer's Association and Football News...First team All-ACC pick...Set school and ACC records for field goals in a season with 27...Made 27 of his 32 attempts (84.4 percent)...Set the ACC and Florida State season kicker scoring record with 123 points, which also ranked second on the FSU all-time season scoring list...Led the nation with an average of 2.25 field goals per game...Against Duke, made a career-high eight PATs to go with 35 and 40-yard field goals...As a freshman in 1997, led the Seminoles in scoring with 85 points...Began the season as the starter on kickoffs...Made 16 of 21 field goals and converted 37 of 39 extra points...Ranked sixth in the nation with 1.45 field goals per game and 30th with 7.64 points per game...His 56-yarder set a school record...General Studies major.

PERSONAL: Played football only in his senior season at Seabreeze (Daytona Beach, Fla.) High School...Was 31 of 31 on extra points and 9 of 15 on field goals...Nailed a career-long 60-yarder against Palatka, which was also the second-longest field goal in state history...Also hit field goals from 56, 53 and 51 yards...Had just two kickoffs returned and 80 percent went through the end zone...First team All-USA selection by USA Today and also earned All-American accolades...Selected to play in the Florida-Georgia All-Star Game...Listed as the state's top kicking prospect on the Florida Times-Union Super 75...Scored a state record 69 goals as a senior for the school's soccer team...Former member of the Polish national under-17 soccer team...Turned down various soccer contract offers in South America to enroll at Florida State.

| FIELD GOALS | | | | | | | | | | | |
|-------------------|------|------------|--------------|--------------|-------------|--------------|-------------|---------------|-------------|--------------|-------------|
| YEAR | TEAM | 1-19 | PCT | 20-29 | PCT | 30-39 | PCT | 40-49 | PCT | 50+ | PCT |
| 2000 | OAK | 1/1 | 100.0 | 6/6 | 100.0 | 6/7 | 85.7 | 8/14 | 57.1 | 1/4 | 25.0 |
| 2001 | OAK | 0/0 | 0.0 | 7/7 | 100.0 | 9/10 | 90.0 | 6/9 | 66.7 | 1/2 | 50.0 |
| 2002 | OAK | 0/0 | 0.0 | 10/11 | 90.9 | 7/8 | 87.5 | 7/12 | 58.3 | 2/2 | 100.0 |
| 2003 | OAK | 0/0 | 0.0 | 6/6 | 100.0 | 6/6 | 100.0 | 9/10 | 90.0 | 1/3 | 33.3 |
| 2004 | OAK | 1/1 | 100.0 | 7/7 | 100.0 | 7/8 | 87.5 | 8/10 | 80.0 | 2/2 | 100.0 |
| 2005 | OAK | 1/1 | 100.0 | 7/8 | 87.5 | 5/6 | 83.3 | 7/12 | 58.3 | 0/3 | 0.0 |
| 2006 | OAK | 1/1 | 100.0 | 2/3 | 66.7 | 9/11 | 81.8 | 3/3 | 100.0 | 3/7 | 42.9 |
| 2007 | OAK | 0/0 | 0.0 | 4/4 | 100.0 | 6/7 | 85.7 | 7/10 | 70.0 | 6/11 | 54.5 |
| 2008 | OAK | 0/0 | 0.0 | 11/11 | 100.0 | 8/8 | 100.0 | 2/4 | 50.0 | 3/7 | 42.9 |
| 2009 | OAK | 0/0 | 0.0 | 3/3 | 100.0 | 8/8 | 100.0 | 9/10 | 90.0 | 6/8 | 75.0 |
| 2010 | OAK | 0/0 | 0.0 | 8/8 | 100.0 | 13/14 | 92.9 | 8/12 | 66.7 | 4/7 | 57.1 |
| NFL TOTALS | | 4/4 | 100.0 | 71/74 | 95.9 | 84/93 | 90.3 | 74/106 | 69.8 | 29/56 | 51.8 |

| SCORING | | | | | | | | | | | | |
|-------------------|------|------------|------------|------------|-------------|-----------|----------|------------|------------|-------------|----------|--------------|
| YEAR | TEAM | GP | FG | FGA | PCT | LG | BLK | XP | XPA | PCT | BLK | PTS |
| 2000 | OAK | 14 | 22 | 32 | 68.8 | 54 | 0 | 46 | 46 | 100.0 | 0 | 112 |
| 2001 | OAK | 15 | 23 | 28 | 82.1 | 52 | 1 | 42 | 42 | 100.0 | 0 | 111 |
| 2002 | OAK | 16 | 26 | 33 | 78.8 | 51 | 2 | 50 | 50 | 100.0 | 0 | 128 |
| 2003 | OAK | 16 | 22 | 25 | 88.0 | 55 | 1 | 28 | 29 | 96.6 | 0 | 94 |
| 2004 | OAK | 16 | 25 | 28 | 89.3 | 52 | 0 | 31 | 32 | 96.9 | 1 | 106 |
| 2005 | OAK | 16 | 20 | 30 | 66.7 | 49 | 1 | 30 | 30 | 100.0 | 0 | 90 |
| 2006 | OAK | 16 | 18 | 25 | 72.0 | 55 | 0 | 16 | 16 | 100.0 | 0 | 70 |
| 2007 | OAK | 16 | 23 | 32 | 71.9 | 54 | 1 | 28 | 28 | 100.0 | 0 | 97 |
| 2008 | OAK | 16 | 24 | 30 | 80.0 | 57 | 0 | 25 | 26 | 96.2 | 1 | 97 |
| 2009 | OAK | 16 | 26 | 29 | 89.7 | 61 | 0 | 17 | 17 | 100.0 | 0 | 95 |
| 2010 | OAK | 16 | 33 | 41 | 80.5 | 59 | 0 | 43 | 43 | 100.0 | 0 | 142 |
| NFL TOTALS | | 173 | 262 | 333 | 78.7 | 61 | 6 | 356 | 359 | 99.1 | 2 | 1,142 |

2010 GAME-BY-GAME STATISTICS

KICKING

| OPPONENT | FGA | FGM | 10-19 | 20-29 | 30-39 | 40-49 | 50-59 | 60+ | PATS |
|---------------|-----------|-----------|------------|------------|--------------|-------------|------------|------------|--------------|
| 9/12 @ TEN | 3 | 2 | 0-0 | 0-0 | 2-2 | 0-0 | 0-1 | 0-0 | 1-1 |
| 9/19 vs. STL | 4 | 3 | 0-0 | 1-1 | 1-1 | 1-2 | 0-0 | 0-0 | 1-1 |
| 9/26 @ AZ | 5 | 3 | 0-0 | 2-2 | 0-0 | 0-1 | 1-2 | 0-0 | 2-2 |
| 10/3 vs. HOU | 1 | 1 | 0-0 | 0-0 | 1-1 | 0-0 | 0-0 | 0-0 | 3-3 |
| 10/10 vs. SD | 2 | 2 | 0-0 | 0-0 | 1-1 | 0-0 | 1-1 | 0-0 | 3-3 |
| 10/17 @ SF | 3 | 3 | 0-0 | 2-2 | 0-0 | 1-1 | 0-0 | 0-0 | 0-0 |
| 10/24 @ DEN | 1 | 1 | 0-0 | 0-0 | 1-1 | 0-0 | 0-0 | 0-0 | 8-8 |
| 10/31 vs. SEA | 5 | 4 | 0-0 | 1-1 | 2-2 | 1-2 | 0-0 | 0-0 | 3-3 |
| 11/7 vs. KC | 4 | 3 | 0-0 | 1-1 | 1-1 | 1-2 | 0-0 | 0-0 | 2-2 |
| 11/21 @ PIT | 1 | 1 | 0-0 | 0-0 | 0-0 | 1-1 | 0-0 | 0-0 | 0-0 |
| 11/28 @ MIA | 1 | 1 | 0-0 | 0-0 | 1-1 | 0-0 | 0-0 | 0-0 | 2-2 |
| 12/5 @ SD | 0 | 0 | 0-0 | 0-0 | 0-0 | 0-0 | 0-0 | 0-0 | 4-4 |
| 12/12 @ JAX | 1 | 1 | 0-0 | 1-1 | 0-0 | 0-0 | 0-0 | 0-0 | 4-4 |
| 12/19 vs. DEN | 3 | 3 | 0-0 | 0-0 | 1-1 | 2-2 | 0-0 | 0-0 | 4-4 |
| 12/16 vs. IND | 5 | 4 | 0-0 | 0-0 | 1-1 | 1-1 | 2-3 | 0-0 | 2-2 |
| 1/2 @ KC | 1 | 1 | 0-0 | 0-0 | 1-1 | 0-0 | 0-0 | 0-0 | 4-4 |
| TOTALS | 40 | 33 | 0-0 | 8-8 | 13-13 | 8-12 | 4-7 | 0-0 | 43-43 |

DIALING LONG DISTANCE

Sebastian Janikowski has six career field goals of 55 or more yards. His 57-yarder against the New York Jets on Oct. 19, 2008 is the longest field goal ever kicked in an overtime regular season game and his 61-yarder at Cleveland on Dec. 27, 2009 is the third-longest in NFL history.

- 1) 61 yards @ Cleveland, 12/27/09
- 2) 59 yards vs. Indianapolis, 12/26/10
- 3) 57 yards vs. N.Y. Jets, 10/19/08*
- 4) 56 yards @ Kansas City, 9/14/08
- 5) 55 yards @ Detroit, 11/2/03
55 yards vs. Denver, 11/12/06

* — NFL overtime record

CAREER SINGLE GAME HIGHS

Kickoffs: 10 (10/24/10) @ DEN

In End Zone: 8 (10/24/10) @ DEN

Touchbacks: 8 (10/24/10) @ DEN

Field Goals Made: 5, three times, last (11/18/07) @ MIN

Field Goals Attempted: 6, twice, last (10/5/03) @ CHI

Field Goal Long: 61 (12/27/09) @ CLE

Field Goal Long Attempt: 76 (9/28/08) vs. SD



CHRIS JOHNSON

37 CB

BORN: 9/25/79

6-1 200

RAIDERS: 5

NFL: 8

COLLEGE: LOUISVILLE

Green Bay, 2003-04; St. Louis, 2005.

Signed by Raiders as a free agent in March 2007.

PRO: Veteran defensive back has eight interceptions in 55 games over four seasons with the Raiders...Has recorded multiple interceptions in each of the last three seasons...Career totals include eight interceptions, 45 passes defended, two forced fumbles and 156 total tackles (141 solo)...**2010:** Saw action in 12 games with four starts...Tied for second on the team with two interceptions...Scored first career touchdown on a 30-yard interception return (10/24/10) @ DEN...Recorded 16 tackles (15) and nine passes defended...(9/12) @ TEN: Recorded one solo tackle...(10/3) vs. HOU: Credited with a pass defended...(10/10) vs. SD: Credited with one solo stop...(10/17) @ SF: Totaled a season-high four tackles (three)...(10/24) @ DEN: Started at CB...Picked off a first quarter pass and returned it 30 yards for a touchdown...Credited with two solo tackles and two passes defended...(11/7) vs. KC: Started at CB...Posted two solo tackles and credited with a pass defended...(11/21) @ PIT: Started at CB...Recorded two solo tackles and one pass defended...(12/12) @ JAX: Posted a pass defended...(12/19) vs. DEN: Had two solo tackles...(12/26) vs. IND: Started at CB...Tied a career high with three passes defended...Intercepted a fourth quarter pass that set up a Raider field goal...Added a solo tackle...(12/11) @ KC: Registered one solo tackle... **2009:** Started 15 games at CB...Tied for the team lead with three interceptions...Recorded a team-high 18 passes defended and 68 tackles (59)...(9/14) vs. SD: Posted eight total tackles (seven)...Had two passes defended...(9/20) @ KC: Recorded four solo tackles...(9/27) vs. DEN: Made two solo tackles...(10/4) @ HOU: Recorded first interception of the season, picking off a pass in the end zone to halt a potential scoring drive...Added five solo tackles...Credited with two passes defended...(10/11) @ NYG: Had eight tackles (seven)...(10/18) vs. PHI: Posted four solo tackles and two passes defended...(10/25) vs. NYJ: Had three solo tackles and a pass defended...(11/1) @ SD: Picked off a first quarter pass and returned it for 20 yards, setting up a Raiders touchdown drive...Had five solo tackles...(11/15) vs. KC: Intercepted a pass on the first defensive series of the game...Credited with five total tackles and three passes defended...(11/22) vs. CIN: Recorded five solo tackles and a pass defended...(11/26) @ DAL: Had three solo tackles and a pass defended...(12/6) @ PIT: Had seven tackles (four) and one pass defended...(12/13) vs. WAS: Totaled four tackles (three) and tied a career high with three passes defended...(12/20) @ DEN: Posted two tackles (one) and a pass defended...(12/27) @ CLE: Recorded two solo tackles...(1/3/10) vs. BAL: Inactive due to injury... **2008:** Appeared in 15 games...Started seven contests at CB...Tied for the team lead and set a career high with three interceptions...Totaled 35 tackles, 12 passes defended and one forced fumble...(9/8) vs. DEN: Saw action at CB and on special teams...(9/14) @ KC: Saw time in a reserve role...(9/21) @ BUF: Inactive...(9/28) vs. SD: Recorded first career interception...Credited with a pass defended...Registered one solo tackle for a loss...(10/12) @ NO: Saw action at CB and on special teams...(10/19) vs. NYJ: Saw time in a reserve capacity...(10/26) @ BAL: Saw time at CB and on special teams...(11/2) vs. ATL: Appeared on special teams...(11/9) vs. CAR: Made first start of the season at CB...Had three solo tackles...Credited with a career-high three passes defended...(11/16) @ MIA: Tied a career high with nine tackles...Forced a fumble...(11/23) @ DEN: Started at CB...Had two passes defended...(11/30) vs. KC: Started at CB...Intercepted second pass of the season and returned it 44 yards...Credited with one pass defended...(12/4) @ SD: Started at CB...Made two solo tackles...(12/14) vs. NE: Started at CB...Had six solo tackles and assisted on an additional stop...Recorded one pass defended...(12/21) vs. HOU: Started at CB...Had three solo tackles and assisted on another stop...Intercepted a pass in the fourth quarter...Credited with three passes defended...(12/28) @ TB: Started at CB and had four solo tackles...Added one pass defended... **2007:** Saw action

in 13 games at CB and special teams, contributing 10 special teams tackles...Was inactive 10/21-11/4...Recorded one solo tackle, two assists and two passes defended at CB...(9/16) @ DEN: Recorded one special teams tackle...(9/23) vs. CLE: Recorded one special teams tackle...(11/11) vs. CHI: Assisted on two tackles and had a pass defended...(11/18) @ MIN: Recorded two special teams tackles...(11/25) @ KC: Made one special teams tackle...(12/2) vs. DEN: Recorded two special teams tackles...(12/9) @ GB: Had one solo tackle and recorded one special teams tackle...(12/16) vs. IND: Had one pass defended...(12/30) vs. SD: Had one special teams tackle...**2006:** Acquired by the Kansas City Chiefs and released before the start of the season...**2005:** Acquired by the St. Louis Rams in 2005 and saw action in 14 games, starting one...Inactive for two games with a back injury...Recorded 25 tackles (22)...Also had 38 kickoff returns for 857 yards (22.6 avg.) and a 99-yard touchdown return...(9/11) @ SF: Made NFL debut and had four kickoff returns for 55 yards...(9/18) @ AZ: Had two tackles and one pass defended...(9/25) vs. TEN: Forced first career fumble...(10/2) @ NYG: Returned six kickoffs for 146 yards...(10/9) vs. SEA: Took back six kickoffs for 202 yards, including a career-best 99-yard return for his first career touchdown... (11/20) vs. AZ: Had a career-high nine tackles and had one pass defended...(11/27) @ HOU: In his first NFL start, registered seven tackles...**2004:** Placed on physically unable to perform list by Green Bay on 8/30...Signed to active roster on 11/10...Inactive for eight games and the postseason...**2003:** Had rookie season cut short due to injury...Inactive for season opener (9/7) vs. MIN...Placed on Injured Reserve on 9/13...Selected by the Packers in the seventh round (245th overall) of the 2003 NFL Draft.

COLLEGE: A two-year letterwinner at Louisville after transferring from Blinn Junior College (Brenham, Texas)...Played in 26 games at Louisville with eight starts...Posted 44 total tackles (32 solo), one tackle for a loss and seven passes defended...As a senior, played in all of Louisville's 13 games and started seven contests...Was a starter in seven of the last eight games...Also a standout on both the punt and kickoff coverage units, which ranked among the nation's best...Provided depth to a talented secondary as a junior...Broke into the starting lineup at the Liberty Bowl against BYU...Had a fourth quarter interception in his first major bowl game, sealing the Cardinals 28-10 victory over the Cougars...Honorable mention junior college All-America choice following his sophomore season at Blinn JC...Logged seven interceptions and a pair of blocked field goals in 2000...Justice Administration major.

PERSONAL: Three-year starter in the secondary at Pinetree (Longview, Texas) High School...Two-time all-district selection in football...Picked off 12 passes as a senior, helping Pinetree to a 7-3 mark...Also earned three letters in track and field, making regionals in the 200, 4x100, long jump and triple jump.

| YEAR | TEAM | GP | GS | SACKS | YDS | INT | YDS | FF | FR | PD |
|------------|------|----|----|-------|-----|-----|-----|----|----|----|
| 2003 | GB | - | - | - | - | - | - | - | - | - |
| 2004 | GB | - | - | - | - | - | - | - | - | - |
| 2005 | STL | 13 | 1 | 0.0 | 0.0 | 0 | 0 | 1 | 1 | 4 |
| 2006 | DNP | - | - | - | - | - | - | - | - | - |
| 2007 | OAK | 13 | 0 | 0.0 | 0.0 | 0 | 0 | 0 | 0 | 2 |
| 2008 | OAK | 15 | 7 | 0.0 | 0.0 | 3 | 68 | 1 | 0 | 12 |
| 2009 | OAK | 15 | 15 | 0.0 | 0.0 | 3 | 20 | 0 | 0 | 18 |
| 2010 | OAK | 12 | 4 | 0.0 | 0.0 | 2 | 30 | 0 | 0 | 9 |
| NFL TOTALS | | 68 | 27 | 0.0 | 0.0 | 8 | 118 | 2 | 1 | 45 |

CAREER SINGLE GAME HIGHS

- Tackles:** 9, twice, last (11/16/08) @ MIA**
Interceptions: 1, eight times, last (12/26/10) vs. IND**
Return Yards: 44 (11/30/08) vs. KC**
Touchdowns: 1 (10/24/10) @ DEN**
Forced Fumbles: 1, twice, last (11/16/08) @ MIA**
Fumble Recoveries: 1 (9/25/05) vs. TEN*
Passes Defended: 3, four times, last (12/26/10) vs. IND**

* — with St. Louis
** — with Oakland



TOMMY KELLY

93 DT

BORN: 12/27/80

6-6 300

RAIDERS: 8

NFL: 8

COLLEGE: MISSISSIPPI STATE

Signed by Raiders as a free agent in May 2004.

PRO: Durable, productive defensive lineman had best season as a pro in 2010...Named a Pro Bowl alternate...Has seen action in 97 career games with 85 starts in seven seasons with the Silver and Black...Enters 2011 with 49 straight starts on the defensive line dating back to the 2007 season...Career totals include 333 tackles (237 solo), 25.5 sacks for losses of 179.5 yards, seven forced fumbles, one fumble recovery and nine passes defended...**2010:** Started all 16 games for the third straight season and the fourth time in his career...An alternate for the AFC Pro Bowl squad...Established a career high with seven sacks for 38.5 yards in losses...Added 60 total tackles (38)...(9/12) @ TEN: Posted three tackles (one)...(9/19) vs. STL: Recorded three solo tackles...(9/26) @ AZ: Recorded three tackles (one)...(10/3) vs. HOU: Registered five tackles (four)...(10/10) vs. SD: Made four tackles (two)...Credited with a half-sack...(10/17) @ SF: Dropped QB for a three-yard loss...Totaled six tackles (five)...(10/24) @ DEN: Had an eight-yard sack...Posted two solo tackles...(10/31) vs. SEA: Credited with 1.5 sacks for losses totaling 5.5 yards...Recorded three tackles (one)...(11/7) vs. KC: Recorded a sack for the fifth straight game, getting to the QB for a loss of nine yards...Totaled three solo tackles...(11/21) @ PIT: Posted four tackles (three) and a pass defended...(11/28) vs. MIA: Recorded a season-high seven tackles (five)...Credited with a half-sack...(12/5) @ SD: Registered two tackles (one)...(12/12) @ JAX: Recorded two tackles (one)...(12/19) vs. DEN: Notched five tackles (two) and a half-sack...(12/26) vs. IND: Recorded five tackles (three)...(1/2/11) @ KC: Posted three solo tackles...**2009:** Started all 16 games for the second straight season and third time in his career...Totaled 55 tackles (37), one sack, six tackles for a loss, four quarterback hurries and two passes defended...(9/14) vs. SD: Made one solo tackle and registered a quarterback hurry...(9/20) @ KC: Had four total tackles (three)...(9/27) vs. DEN: Totaled three tackles (one)...(10/4) @ HOU: Set a career high with 13 total tackles (nine)...(10/11) @ NYG: Had one solo tackle and assisted on five stops...(10/18) vs. PHI: Had three solo tackles, including one for a loss...(10/25) vs. NYJ: Posted five total tackles (three)...(11/1) @ SD: Recorded four solo tackles...(11/15) vs. KC: Recorded a sack, dropping QB for an eight-yard loss...Totaled three tackles...(11/22) vs. CIN: Registered two solo tackles...(11/26) @ DAL: Notched two tackles (one)...(12/6) @ PIT: Had three total tackles, including one for a loss...(12/13) vs. WAS: Had one solo tackle and assisted on another stop...(12/20) @ DEN: Had a solo tackle for a loss...(12/27) @ CLE: Posted one tackle for a loss...(1/3/10) vs. BAL: Recorded two tackles...**2008:** One of six Raiders to start all 16 games...Ranked third on the team with 4.5 sacks for losses totaling 26 yards...Accumulated 55 tackles (31)...Added eight quarterback hurries...(9/8) vs. DEN: Had three solo tackles and an assist...(9/14) @ KC: Had one solo tackle and an assist...(9/21) @ BUF: Recorded three tackles...(9/28) vs. SD: Racked up three tackles...(10/12) @ NO: Tallied four total tackles...Credited with one quarterback hurry...(10/19) vs. NYJ: Recorded his first sack of the season, tackling QB for an eight-yard loss...Notched four tackles...(10/26) @ BAL: Tallied four total tackles...(11/2) vs. ATL: Racked up four solo tackles and three assists...(11/9) vs. CAR: Sacked QB for a seven-yard loss...Tallied four tackles...(11/16) @ MIA: Credited with 1.5 sacks for losses totaling five yards...Made five solo tackles and an assist...Had two quarterback hurries...(11/23) @ DEN: Started at DT...(11/30) vs. KC: Collected four total tackles and a sack for a six-yard loss...Credited with one quarterback hurry...(12/4) @ SD: Had two solo tackles and an assist...(12/14) vs. NE: Assisted on two tackles...(12/21) vs. HOU: Made three solo tackles...(12/28) @ TB: Had two solo tackles and an assist...**2007:** Played in seven games, starting six before suffering season ending injury...Recorded one sack and one pass defended...Missed the final nine games of the season after being placed on Injured Reserve with a right knee injury...

(9/9) vs. DET: Made two solo tackles...(9/16) @ DEN: Recorded six solo tackles and an assist... (9/23) vs. CLE: Had four solo tackles and a pass deflection...Blocked game-winning field goal attempt as time expired to preserve Oakland's first win...(9/30) @ MIA: Recorded three solo tackles and one sack...(10/14) @ SD: Recorded two solo tackles...(10/21) vs. KC: Saw time on the defensive line...Recorded six solo tackles and an assist...(10/28) @ TEN: Had four solo tackles and an assist...(11/4) vs. HOU: Placed on Injured Reserve for the remainder of the season...**2006:** Started all 16 games at both DT and DE, logged 3.5 sacks, forced one fumble and defended three passes...(9/11) vs. SD: Recorded three tackles...(9/17) @ BAL: Recorded one tackle...(10/1) vs. CLE: Recorded one tackle...(10/8) @ SF: Registered four tackles...(10/15) @ DEN: Started at defensive tackle, led team with seven tackles and defended one pass... (10/22) vs. AZ: Tallied three tackles...(10/29) vs. PIT: Collected six tackles and two sacks... (11/6) @ SEA: Recorded 10 tackles...(11/12) vs. DEN: Logged two tackles...(11/19) @ KC: Collected three tackles...(11/26) @ SD: Recorded four tackles and a half-sack...(12/3) vs. HOU: Recorded seven tackles, one sack and defended one pass...(12/10) @ CIN: Registered six tackles...(12/17) vs. STL: Tallied four tackles...(12/23) vs. KC: Recorded three tackles... (12/31) @ NYJ: Recorded four tackles...**2005:** Played in all 16 games with 12 starts, eight at DE and four at DT...Recorded 46 tackles, including 36 solo stops, along with 4.5 sacks for 39 yards in losses, three forced fumbles and a pass defended...Tied a club single game record with a career-high three sacks in Week 9 @ KC (11/6)...Began the season playing primarily at end and moving inside on passing downs, but saw increased time at DT late in the year...Also saw action on special teams...(9/8) @ NE: Recorded one solo tackle...(9/18) vs. KC: Registered three solo tackles...(9/25) @ PHI: Played at DE and recorded one solo tackle...(10/2) vs. DAL: Contributed four solo tackles...(10/16) vs. SD: Tallied three solo tackles...(10/30) @ TEN: Lined up at DE and DT, registering three tackles (one)...(11/6) @ KC: Registered three solo tackles and a pair of forced fumbles...All three tackles were quarterback sacks, a career high...Knocked the ball out of QB's hand on Kansas City's opening possession, setting up a field goal...Caused another fumble in the third quarter when he again got to QB...Third sack came on Kansas City's final drive when he dropped QB for a seven-yard loss...(11/13) vs. DEN: Made one tackle...(11/20) @ WAS: Recorded two solo tackles and an assist...Had one forced fumble in the first quarter that set up the Raiders first score...(11/27) vs. MIA: Recorded two solo tackles and two assists... Also assisted on a sack for a two-yard loss...(12/4) @ SD: Contributed three solo tackles... (12/11) @ NYJ: Registered four solo tackles and an assist...(12/18) vs. CLE: Started at DT and recorded a pair of tackles...(12/24) @ DEN: Recorded a season-high seven tackles (four)... (12/31) vs. NYG: Registered one tackle and an assist...Sacked NY QB for a nine-yard loss... Also had one pass defended...**2004:** Played in 10 games, starting three at DT...Led team with four sacks for 35 yards in losses...Three of his sacks came in the first three games of his career... Also batted down two passes, forced three fumbles and recovered another...Inactive for the first six games of the season...(10/24) vs. NO: Made his professional debut at DT and made two tackles and a two-yard sack...(10/31) @ SD: Made two tackles and had an eight-yard sack... (11/7) @ CAR: Made three tackles...Recorded his third sack in as many games, dropping Carolina QB for a 15-yard loss and forcing a fumble...(11/21) vs. SD: Made first career start at DE... Recorded three tackles, one pass defended and forced a fumble...Also played on special teams...(11/28) @ DEN: Recorded two tackles and one pass defended...Also played on special teams...(12/12) @ ATL: Made three tackles...Also played on special teams...(12/19) vs. TEN: Made two tackles...Recorded his fourth sack of the season, dropping Tennessee QB for a 10-yard loss and forcing a fumble on the play...(12/25) @ KC: Made four tackles...(1/2/05) vs. JAX: Recorded his first career fumble recovery...Signed by the Raiders as an undrafted rookie free agent.

COLLEGE: Played in 22 games for Mississippi State, earning 16 starts along the defensive line following his transfer from junior college...Made 82 tackles while at MSU, including 15 for a loss (minus-37 yards), two of which were sacks (minus-12 yards)...As a senior, made move from DT to DE...Started nine of the 11 games in which he played during his junior campaign...Had 32 tackles, including seven for a loss (minus-19 yards), one of which was a sack (minus-seven yards)...Credited with one forced fumble...Made one tackle at Memphis in the Bulldogs 29-17 victory at the Liberty Bowl...Had five tackles, including one for a loss (minus-four yards) in State's game vs. Kentucky...Played in all 11 games, starting seven, as a sophomore...Totaled 50 tackles on the year, including eight for a loss (minus-18 yards), one of which was a sack...Played one

year at Hinds (Miss.) Community College...Interdisciplinary Studies major.

PERSONAL: Played just one year of football at Provine (Jackson, Miss.) High School...Two-way standout, playing both TE and DE...Selected to play in the Mississippi/Alabama High School All-Star Game following his senior season...During his only full season playing high school football, made 102 total tackles, including 11 sacks.

| YEAR | TEAM | GP | GS | SACKS | YDS | INT | YDS | FF | FR | PD |
|-------------------|------|-----------|-----------|-------------|--------------|----------|----------|----------|----------|----------|
| 2004 | OAK | 10 | 3 | 4.0 | 35.0 | 0 | 0 | 3 | 1 | 1 |
| 2005 | OAK | 16 | 12 | 4.5 | 39.0 | 0 | 0 | 3 | 0 | 1 |
| 2006 | OAK | 16 | 16 | 3.5 | 24.0 | 0 | 0 | 1 | 0 | 3 |
| 2007 | OAK | 7 | 6 | 1.0 | 8.0 | 0 | 0 | 0 | 0 | 1 |
| 2008 | OAK | 16 | 16 | 4.5 | 26.0 | 0 | 0 | 0 | 0 | 0 |
| 2009 | OAK | 16 | 16 | 1.0 | 8.0 | 0 | 0 | 0 | 0 | 2 |
| 2010 | OAK | 16 | 16 | 7.0 | 38.5 | 0 | 0 | 0 | 0 | 1 |
| NFL TOTALS | | 97 | 85 | 25.5 | 178.5 | 0 | 0 | 7 | 1 | 9 |

CAREER SINGLE GAME HIGHS

Tackles: 13 (10/4/09) @ HOU

Sacks: 3 (11/6/05) @ KC

Forced Fumbles: 2 (11/6/05) @ KC

Fumble Recoveries: 1 (1/2/05) vs. JAX

Passes Defended: 1, nine times, last (11/21/10) @ PIT



SHANE LECHLER

BORN: 8/7/76

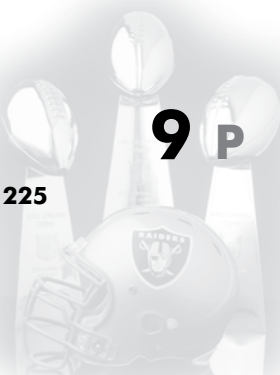
6-2 225

RAIDERS: 12

NFL: 12

COLLEGE: TEXAS A&M

Raiders 5th round pick in 2000.



PRO: Premier punter has set league and franchise records since debuting in 2000...Six-time Pro Bowler (2001, 2004, 2007, 2008, 2009 and 2010)...Named an All-Pro in 2000, 2003, 2004, 2008, 2009 and 2010...Holds NFL record for best average per punt in a career (47.3), topping the legendary Sammy Baugh (45.1)...Holds the five best single-season punting averages in Raiders history, including a career-best 51.1 in 2009...Also set a Raiders record for most punting yards in a season with 4,909 in 2009...Has punted 855 times for 40,429 yards in his 11-year career...Total punting yards is the second-highest total in Raiders history behind Ray Guy (44,493)...Had at least one punt of 50 yards or more in 33 consecutive games from Week 13 of 2003 through Week 14 of 2005, the longest such streak by any player since the AFL/NFL merger in 1970...Two-time AFC Special Teams Player of the Week...Has played in 174 regular season games and seven postseason contests, including Super Bowl XXXVII...**2010:** Named to fourth straight Pro Bowl and tabbed for first team AP All-Pro honors...Punted 77 times for 3,618 yards...Ranked second in the NFL in both punting (47.9) and net punting average (40.8)...Placed 27 punts inside the 20-yard line...Had a long punt of 68 yards...(9/12) @ TEN: Punted four times for 219 yards (54.8)...Averaged a season-high 54.8 yards per punt...Booted a season-long 68-yard punt...(9/19) vs. STL: Had three punts for 129 yards...Placed two punts inside the 20-yard line...(9/26) @ AZ: Punted five times for 259 yards (51.8)...Put two punts inside the 20...(10/3) vs. HOU: Punted five times for 215 yards...Placed a season-high four punts inside the 20...(10/10) vs. SD: Had four punts for 211 yards (52.8)...Had a long punt of 63 yards...(10/17) @ SF: Punted six times for 321 yards (53.5)...Had a long punt of 61 yards...(10/24) @ DEN: Had four punts for 166 yards...Placed two punts inside the 20...(10/31) vs. SEA: Punted five times for 264 yards (52.8)...(11/7) vs. KC: Had six punts for

277 yards (46.2)...(11/21) @ PIT: Set season highs with eight punts for 390 yards...Put three punts inside the 20...Had a 61-yard punt...(11/28) vs. MIA: Punted four times for 167 yards...(12/5) @ SD: Had four punts for 160 yards...Placed three punts inside the 20...Had a long punt of 61 yards...(12/12) @ JAX: Had five punts for 210 yards...(12/19) vs. DEN: Punted three times for 115 yards...Placed two punts inside the 20...(12/26) vs. IND: Had six punts 281 yards...Placed two punts inside the 20...Booted a 63-yard punt...(1/2/11) @ KC: Punted five times for 234 yards...Had a 60-yard punt... **2009:** Named to third straight Pro Bowl, fifth overall, after leading the NFL in punting average (51.1) and net punting average (43.9)...Recipient of the PFW/PFWA Golden Toe Award, presented to the NFL's top punter or kicker...Tied a career high with 96 punts for a career-best 4,909 yards...Had 30 punts land inside the 20-yard line...Registered a punt of 50 or more yards in all 16 games...Posted 12 punts of 60 or more yards...(9/14) vs. SD: Punted four times for 195 yards...Placed two punts inside the 20...(9/20) @ KC: Had seven punts for 398 yards including a season-long punt of 70 yards...Had one punt inside the 20...(9/27) vs. DEN: Punted four times for 190 yards (47.3) with a long punt of 53 yards...(10/4) @ HOU: Had eight punts for 427 yards (53.4) including three inside the 20...Had a long punt of 67 yards...(10/11) @ NYG: Punted seven times for 361 yards...Had three punts land inside the 20...(10/18) vs. PHI: Punted seven times for 358 yards (51.1)...Had two punts land inside the 20...(10/25) vs. NYJ: Punted five times for 256 yards (53.0)...Placed two punts inside the 20 and had a long punt of 61 yards...(11/1) @ SD: Had four punts for 213 yards (53.3)...Had a long punt of 69 yards...(11/15) vs. KC: Tied a career high with 11 punts for 531 yards (48.3)...Also tied a career high with five punts inside the 20-yard line...(11/22) vs. CIN: Punted four times for 202 yards (50.5)...Had one touchback and one punt inside the 20...(11/26) @ DAL: Punted nine times for 493 yards...Set a season high with a 54.8 punting average...Had a long punt of 69 yards...Placed four punts inside the 20...(12/6) @ PIT: Had six punts for 281 yards with a long punt of 58 yards...(12/13) vs. WAS: Punted six times for 297 yards (49.5) with a long punt of 68 yards...(12/20) @ DEN: Had four punts for 215 yards (53.8)...Long punt went for 65 yards...(12/27) @ CLE: Punted five times for 221 yards...Had two punts inside the 20...(1/3/10) vs. BAL: Had five punts for 262 yards (52.4)... **2008:** Named to his fourth Pro Bowl after leading the NFL in net punting average (41.2) and ranking second in the league in punting (48.8)...Punted 90 times for 4,391 yards...Had a career-high 33 punts land inside the 20-yard line...Registered a punt of 50 or more yards in all 16 games...Posted 14 punts of 60 or more yards...(9/8) vs. DEN: Punted five times for 255 yards (51.0)...Had two touchbacks and one punt inside the 20...(9/14) @ KC: Punted four times for 179 yards (44.8)...Booted a 67-yard punt in the second quarter...(9/21) @ BUF: Punted six times for 305 yards (50.8)...Had a long punt of 57 yards...Added one touchback and four punts inside the 20...(9/28) vs. SD: Had six punts for 302 yards (50.2)...Placed two punts inside the 20...Registered a season-long 70-yard punt...(10/12) @ NO: Punted four times for 199 yards (49.8)...Had a long punt of 65 yards...(10/19) vs. NYJ: Had seven punts for 303 yards (43.3) with a long of 60 yards...Had one touchback and tied a career high with five punts landing inside the 20...(10/26) @ BAL: Punted five times for 249 yards (49.8)...(11/2) vs. ATL: Had six punts for 301 yards...Boomed four punts for 50 yards or longer with a long punt of 64 yards...(11/9) vs. CAR: Set career highs with 11 punts for 556 yards...Eclipsed his previous career high of 10 punts set during his rookie season against San Diego...Averaged 50.5 yards per punt with a long of 63 yards...(11/16) @ MIA: Punted six times for 316 yards...Landed four punts inside the 20-yard line...Averaged 52.7 yards per punt with a long of 58 yards...(11/23) @ DEN: Had three punts for 176 yards (season-best 58.7) with a long of 59 yards...(11/30) vs. KC: Punted four times for 173 yards...Had one punt inside the 20...Had a long punt of 57 yards...(12/4) @ SD: Had seven punts for 328 yards (46.9) with a long of 59 yards...Had three punts inside the 20-yard line...(12/14) vs. NE: Punted six times for 269 yards (43.5) with a long of 66...(12/21) vs. HOU: Had four punts for 194 yards (48.5) with a long of 58...(12/28) @ TB: Punted six times for 286 yards (47.7)...Had a 69-yard punt, marking his second-longest of the season... **2007:** Earned his third Pro Bowl bid by leading the NFL in both punt average (49.1) and net punt average (41.1)...Registered a punt of 49 yards or more in all 16 regular season games...Punted for a then-career single-game high 461 yards (10/21) vs. KC...Had just seven touchbacks, the fewest in his career...(9/9) vs. DET: Punted three times for 149 yards...Punted 52 yards to pin Detroit at their own one-yard line in the first quarter...(9/16) @ DEN: Punted four times for 194 yards...Twice pinned the Broncos inside their own 10-yard line, one of which led to a Raiders sack in the end zone for a safety...(9/23) vs. CLE: Punted three times for 165 yards...Had a 69-yard punt in the first quarter...Downed the Browns inside their own 10-yard line with just over one minute remaining in the game...(9/30) @ MIA: Punted three times for 133 yards...Did not allow a single punt return and downed one punt inside the 20...(10/14) @ SD: Punted four times for 172 yards, including a 62-yarder...(10/21) vs. KC: Punted nine times for 461 yards...Six of his punts were 50 yards or

longer — including a 66-yarder...Downed three punts inside the 20...(10/28) @ TEN: Punted six times for 311 yards...Downed one punt inside the 20...Booted a 70-yard punt into the end zone for a touchback...(11/4) vs. HOU: Punted two times for 126 yards...Netted 60 yards on a first quarter punt to pin Houston inside their own 20...(11/11) vs. CHI: Punted nine times for 433 yards...Pinned the Bears inside their own 20 four times...Held Bears top returner to a 2.3-yard return average...Made one special teams tackle...(11/18) @ MIN: Punted five times for 239 yards...Landed two punts inside the Vikings 20-yard line...(11/25) @ KC: Punted four times for 169 yards...(12/2) vs. DEN: Had one punt for 63 yards...(12/9) @ GB: Punted five times for 225 yards...(12/16) vs. IND: Punted five times for 248 yards...(12/23) @ JAX: Punted six times for 297 yards...Downed three punts inside the 20...(12/30) vs. SD: Punted four times for 200 yards...**2006:** Played in 16 games and punted 77 times for 3,660 yards, setting a club record for average (47.5)...(9/11) vs. SD: Punted nine times (46.7) with a long of 58, one touchback and four inside the 20...(9/17) @ BAL: Had four punts (53.5) with a long of 61, two touchbacks and one inside the 20...(10/1) vs. CLE: Recorded six punts (48.7) with a long of 58 and three inside the 20...(10/8) @ SF: Punted once for 65 yards...(10/15) @ DEN: Averaged 55 yards on four punts with a long of 67 and one touchback...(10/22) vs. AZ: Had three punts (45.0) with a long of 57...(10/29) vs. PIT: Punted seven times (48.1) with a long of 53, one touchback and three inside the 20...(11/6) @ SEA: Boomed a punt 61 yards, had three touchbacks and two inside the 20...Punted 10 times (45.0) average...(11/12) vs. DEN: Punted seven times (44.5) with a long of 57, two touchbacks and three inside the 20...(11/19) @ KC: Recorded three punts (44.8) with a long of 51, one touchback and one inside the 20...(11/26) @ SD: Had six punts (46.0) with a long of 59 and one touchback...(12/3) vs. HOU: Punted four times (56.8) with a long of 63 and two touchbacks...(12/10) @ CIN: Recorded two punts (51.0) and a long of 56...(12/17) vs. STL: Punted four times (42.8)...Had a long of 52 yards and two punts inside the 20...(12/23) vs. KC: Had two punts (39.5) with a long of 45...(12/31) @ NYJ: Punted three times (45.7) with a long of 59...**2005:** Played in all 16 games and punted 82 times for 3,744 yards (45.7)...Extended his streak of consecutive games with a punt of 50 yards or more to 33, surpassing Rick Tuten's mark of 30 straight games from 1993-95 with Seattle as the longest streak since the 1970 AFL/NFL Merger...Launched 34 punts of 50 yards or more and had two travel at least 60...Had his best season in terms of placement, downing a career-high 26 punts inside the opponent's 20-yard line...45.7 yards per attempt average was the second-highest in the NFL, just 0.003 yards per punt shy of the league lead...Also rushed one time for two yards...(9/8) @ NE: Punted eight times (44.5), including two of more than 50 yards...Had three punts downed inside the New England 20-yard line...(9/18) vs. KC: Punted four times for 204 yards...Recorded an AFC-leading average of 51.0 yards...Had one punt downed inside the Kansas City 20-yard line...Boomed three punts of more than 50 yards with a long of 56...(9/25) @ PHI: Punted six times for 248 yards, putting one inside the Eagles 20-yard line...Recorded a pair of 50-yard punts...(10/2) vs. DAL: Punted four times for 181 yards (45.3), including a 59-yarder...Also put at least one punt inside the opponent's 20-yard line for the fourth consecutive game...(10/16) vs. SD: Averaged 47.0 yards on six punts, totaling 282 yards...Placed three punts inside San Diego's 20-yard line...First punt of the game sailed 55 yards for a game-long kick, giving Raiders time to sprint down the field and tackle San Diego's returner and force a fumble as the ball arrived...(10/23) vs. BUF: Punted three times for 137 yards, including a game-long 54-yard kick...Averaged more than 45 yards per punt for the third consecutive game (45.7)...(10/30) @ TEN: Punted three times (52.0) with a long of 57 and downed one inside the Tennessee 20-yard line...(11/6) @ KC: Punted five times (47.0)...Extended his streak of games with a 50-plus yard punt to 29 with a 53-yarder in the first quarter...Helped limit Kansas City's return specialist to just 6.4 yards per return...(11/13) vs. DEN: Boomed a 59-yard kick in the third quarter...Punted five times for 233 yards (46.6) and put two inside the 20-yard line...(11/20) @ WAS: Totaled 209 yards on five punts (41.8)...Longest kick of the day came in the first quarter, sailing 50 yards...Placed three punts inside the 20-yard line...(11/27) vs. MIA: Punted six times for 205 yards (34.3)...Longest kick of the day sailed 56 yards...(12/4) @ SD: Tallied 150 yards over four punts (37.5)...Had a long of 52 yards...Placed one kick inside the 20-yard line...(12/11) @ NYJ: Kicked for 116 yards on three punts (38.7)...Placed two punts inside the 20-yard line...Longest kick of the day sailed 49 yards, snapping his streak of consecutive games with a 50-plus yard punt at 33...(12/18) vs. CLE: Punted six times for 296 yards (29.3), placing two kicks inside the 20-yard line...(12/24) @ DEN: Kicked for 295 yards on five punts (59.0)...Recorded longest kick of the season with a 64-yarder in the second quarter...(12/31) vs. NYG: Punted nine times for 421 yards, both season highs, averaging 46.8 yards per kick with a long of 57...Also placed a season-high four kicks inside the opponent's 20-yard line...**2004:** Named to the Pro Bowl for the second time after leading the NFL in punting for the second straight year (46.7)...Had a punt travel at least 50 yards in every game, booming 29

punts of 50 yards or longer...Had 10 punts of more than 60 yards...Downed 22 punts inside the opponent's 20-yard line...(9/12) @ PIT: Punted three times for 132 yards, including a 63-yarder, and had one kick downed inside the Pittsburgh 20-yard line...(9/19) vs. BUF: Punted five times (49.8) with a long of 62 yards...Had two punts downed inside the Buffalo 20-yard line...(9/26) vs. TB: Boomed a pair of 50-yard punts and had one punt downed at the Tampa Bay seven-yard line...(10/3) @ HOU: Punted three times (48.7)...(10/10) @ IND: Punted four times (55.5) including punts of 61 and 64 yards...Landed two punts inside the Colts 20-yard line...(10/17) vs. DEN: Punted seven times (47.6) and a long of 65, his fifth punt of the season of more than 60 yards...Landed one punt inside the Broncos 20-yard line...(10/24) vs. NO: Punted five times (39.0)...Landed two punts inside the New Orleans 20-yard line and had a long punt of 60 yards, his sixth of the season of at least 60 yards...(10/31) @ SD: Averaged 50.4 yards on five punts with a long of 59 and had one punt downed inside the San Diego 20-yard line...(11/7) @ CAR: Averaged a season-high 55.7 yards on three punts...Boomed his seventh punt of 60-plus yards with a season-long 67-yarder in the fourth quarter...Also launched a 56-yarder that landed at the Carolina one-yard line before being downed at the three...(11/21) vs. SD: Punted six times (45.0) with a long of 57...(11/28) @ DEN: Punted six times (43.5) with a long of 57...Landed three of his six punts inside the Denver 20-yard line...(12/5) vs. KC: Punted three times (43.3)...Pinned the Kansas City offense on their own 12-yard line late in the game and boomed a 66-yarder in the third quarter, his eighth punt of more than 60 yards on the season...(12/12) @ ATL: Punted four times (49.3), including two of more than 50 yards...Boomed a 52-yarder in the second quarter and followed it up with a 67-yarder from the Raiders 19 to the Atlanta 14...The 67-yarder tied his season long...Landed two of his four punts inside the Atlanta 20-yard line, including one which was downed on the Falcons 10-yard line in the third quarter...(12/19) vs. TEN: Punted six times for 300 yards (50.0), with a long of 60...Boomed punts of 54, 55, 60 and 52 yards, marking the fifth game of the season in which he averaged at least 50 yards per kick...Had two punts downed inside the Tennessee 20-yard line, including pinning the Titans at their own 13-yard line with 25 seconds remaining in the game to set up a game-clinching safety...(12/25) @ KC: Punted five times (43.4) with a long of 58...Had two punts downed inside the Kansas City 20-yard line...(1/2/05) vs. JAX: Punted six times with an average of 39.7 yards per punt and a long of 50...Had one punt downed inside the 20-yard line and no touchbacks...50-yarder in the third quarter extended his streak of consecutive games with at least one punt of 50 yards or more to 21...In the Pro Bowl, punted twice for a 42.5-yard average, pinning both punts inside the NFC 20-yard line...**2003:** Had perhaps his best season as a professional...Posted career highs in attempts (96), punting yards (4,503-led NFL) and punts downed inside the 20-yard line (27)...Boomed eight punts of more than 60 yards and two of more than 70...Averaged more than 50 yards per punt in six games...Named to the Associated Press All-Pro team...46.9 yards per punt was the highest average in the NFL and his 73-yarder vs. San Diego on 9/28 was the NFL's longest punt of the season...96 punts tied Ray Guy (1981) for second highest total in Raider history behind Leo Araguz (98 in 1998)...(9/7) @ TEN: Punted seven times for 353 yards (50.4) with a long of 65...Placed two punts inside the 20...(9/14) vs. CIN: Punted six times for 325 yards (54.2) with two inside the 20 and a long of 61...(9/22) @ DEN: Punted eight times for 418 yards (52.3) with a long of 64 and two touchbacks...(9/28) vs. SD: Punted six times for 284 yards (46.5)...Had a career-long 73-yarder while placing two punts inside the 20...(10/5) @ CHI: Punted three times for 166 yards (55.3) with a long of 62...(10/12) @ CLE: Punted six times for 277 yards (46.2) with a long of 59 and placed two punts inside the 20...(11/2) @ DET: Punted four times for 205 yards (51.3) with a long of 59 yards and placed one inside the 20...(11/9) vs. NYJ: Punted four times for 178 yards with a long of 55...(11/16) vs. MIN: Punted four times for 154 yards (38.5) with a long of 49 and placed three punts inside the 20...(11/23) @ KC: Punted five times for 180 yards with a long of 42 and placed three inside the opponent's 20...(11/30) vs. DEN: Punted five times for 220 yards (44.0) and placed two inside the opponent's 20 with one touchback...(12/7) @ PIT: Punted nine times for 403 yards (44.8) with a long of 61...(12/14) vs. BAL: Punted nine times for 391 yards (43.4) with a long of 65...Placed two inside the 20...(12/22) vs. GB: Punted five times for 257 yards with a long of 57 to average 51.4 yards per attempt with three inside the 20 and one touchback...(12/28) @ SD: Had 424 yards on nine punts (47.1) with a long of 55...**2002:** Had another solid season, punting 53 times for 2,251 yards (42.5) while ranking fourth in the AFC and eighth in the NFL...Had a season-long punt of 70 yards while placing 18 punts inside the opponent's 20-yard line with 12 touchbacks...(9/8) vs. SEA: Inactive...(9/15) @ PIT: Inactive...(9/29) vs. TEN: Made regular season debut and punted three times for 134 yards (44.7) with a long of 57 yards...(10/6) @ BUF: Punted five times for 250 yards with a long of 70...Averaged 50 yards per punt with one inside the 20...(10/13) @ STL: Punted three times for 150 yards (50.0) for the second consecutive week...Placed one inside the 20 with a long of 56...(10/20) vs. SD: Punted four times for

181 yards, with a long of 51, to average 45.3 per attempt...(10/27) @ KC: Punted three times for 84 yards (28.0), with a long of 31, and placed one inside the 20...(11/3) vs. SF: Punted three times for 131 yards (43.7) with two inside the 20 and a long of 52 yards...(11/11) @ DEN: Punted twice for 95 yards (47.5) with a long of 55...(11/17) vs. NE: Punted three times for 113 yards with a long of 41 and placed all three inside the 20...(11/24) @ AZ: Punted five times for 211 yards with a long of 58...Averaged 42.2 yards per attempt with one inside the 20 and one touchback...(12/2) vs. NYJ: Punted four times for 150 yards with a long of 41...Placed two punts inside the 20 and had one touchback...(12/8) @ SD: Punted five times for 189 yards (37.8) with a long of 54...Placed one inside the 20 and had one touchback...Also made one tackle...(12/15) @ MIA: Punted five times for 243 yards (48.6) with a long of 61 and placed a season-high three inside the 20-yard line with one touchback...(12/22) vs. DEN: Punted six times for 244 yards (40.7) with a long of 51...Placed one inside the 20 and had three touchbacks...(12/28) vs. KC: Punted twice for 76 yards with a long of 49 and placed one inside the opponent's 20...**Postseason:** Played in all three playoff games...(1/12/03) vs. NYJ: Punted three times for 108 yards (36.0) with two placed inside the 20...(1/19/03) vs. TEN: Punted three times for 120 yards with a long of 46 and one punt inside the 20... Super Bowl XXXVII (1/26/03) vs. TB: Punted five times for 195 yards (39.0) with a long of 53 and two punts placed inside the 20...**2001:** Named to his first Pro Bowl following another spectacular season...Punted 73 times for 3,375 yards...46.2 average ranked first in the AFC and second in the NFL...Placed 23 of his 73 punts inside the 20-yard line...Tied for second in the AFC and third in the NFL on punts of more than 50 yards with 21...Finished first in the AFC and third in the NFL on punts of more than 60 yards with eight...(9/9) @ KC: Punted four times for 185 yards with two touchbacks and a season-high 65-yarder...(9/23) @ MIA: Punted a season-high seven times for 345 yards, another season high...(10/21) @ IND: Punted five times for 262 yards and a season-high 52.4 yards per attempt with a long of 59 yards...(10/28) @ PHI: Punted five times for 228 yards and placed four inside the Eagles 20-yard line...Also had a long of 59 yards...(11/18) vs. SD: Punted five times for 239 yards and placed two inside the 20-yard line to average 47.8 yards per attempt with a long of 63...(12/22) vs. TEN: Punted five times, putting four inside the opponent's 20 while averaging 45.4 yards per punt...Finished the season with a 45.0 average or better in 12 of 16 games, 47.0 yards or higher in four games and 52.4 in one contest...In the Pro Bowl, he punted four times for 243 yards to average 60.8 yards per attempt, the highest among players with four attempts (Darren Bennett, 55.5 in 1996)...Had a long punt of 73 yards, breaking the record of 64 yards (Tom Wittum, 1974 and Bennett, 1996)...Named to AP's All-Pro second team, Pro Football Weekly All-AFC Team, Football Digest All-Pro first team, College and Pro Football News Weekly All-Pro second team...**Postseason:** (1/12/02) vs. NYJ: Punted twice in the AFC Wild Card Game for 89 yards (44.5)...Had a long punt of 49 yards...(1/19/02) @ NE: Saw action in the AFC Divisional Playoff Game and tied Guy for the most punts in a Raider playoff game with nine for 352 yards...Had a long punt of 51 yards and placed one punt inside the 20-yard line...**2000:** Had a record-breaking rookie season by punting 65 times for 2,984 yards...Averaged 45.91 yards per punt for the second-best punting average by a rookie in NFL history (Frank Sinkwich with Detroit in 1943 averaged 45.92)...The 45.9 yards per punt ranked second in the NFL and was also a single season franchise record, breaking Guy's 45.3 per punt average (1973)...Finished first in the NFL in net average yards per punt (38.0)...Tied for second in the AFC and NFL with a 45.9 gross average per punt...Finished second in the NFL for the longest punt of the season, a 69-yarder...Tied for third in the AFC with 10 touchbacks...Tied for eighth in the AFC for inside-the-20 punts with 24...Recorded five punts of 60 yards or longer and 19 of 50 yards or longer...(9/3) vs. SD: Made NFL debut and amassed 10 punts for 424 yards with a season-high five being downed inside the opponent's 20-yard line and a long of 55 yards...(9/24) vs. CLE: Boomed six punts for 282 yards (47.0) and a season-high 69-yard punt...(10/22) vs. SEA: Punted five times for 248 yards and tied a season high with a 69-yarder...(11/19) @ NO: Punted four times for 219 yards for a season-high 54.8-yard average and also placed two inside the 20-yard line to earn AFC Special Teams Player of the Week honors...(11/5) vs. KC: Filled the role of kicker, making eight kickoffs with two going into the end zone and one touchback...Connected on all seven PATs and missed one field goal attempt...Named AFC Special Teams Player of the Week for a second time after his performance (12/10) vs. NYJ, punting seven times for 311 yards and placing four inside the opponent's 20-yard line...Named to the 2000 AP All-Pro first team, Pro Football Weekly All-Rookie first team, College & Pro Football Newsweekly first team, The Sporting News All-Pro first team, Football News All-Rookie team, Football Digest second team and the USA Today All-Pro team...**Postseason:** (1/6/01) vs. MIA: Punted five times in the AFC Divisional Playoff Game for 234 yards (46.8) with a long of 54 yards and one inside the opponent's 20-yard line...(1/14/01) vs. BAL: Punted seven times in the AFC Championship Game for 315 yards (45.0)...Placed four punts inside the opponent's 20-yard line and had a long punt of 64 yards...Averaged 45.8 yards in

the 2000 playoffs to rank first in team history with a minimum of 10 punts...Selected by the Raiders in the fifth round (142nd overall) of the 2000 Draft.

COLLEGE: Finished college career at Texas A&M with NCAA records in career punt average (44.7) and career games with a 40-yard-plus average (37)...Two-time All-American and a three-time All-Big 12 selection as a punter...Finished his career with 268 punts for 11,977 yards...Set school and Big 12 records for career punts, yardage, career gross and net average (40.6), career 40-yard and 50-yard (10) game averages and single season gross average (46.9, 1997)...Did not have a punt blocked and did not allow a punt return for a touchdown during his career...As a senior, earned first team All-America and All-Big 12 honors after averaging 46.5 yards on 60 punts...Posted 17 "coffin corner" kicks and nine fair catches...Posted nine 40-yard-plus game averages and three 50-yard-plus game performances...Broke his own single game punt average record with a 57.2 performance against Texas Tech...Posted a 42.7 net punt average, which beat his own school record by over a yard...Gross average of 46.5 was No. 2 in school history behind his 46.9 effort in 1997...Also handled the kickoff duties and was the holder on placements before taking over the place kicker job for the final two games of the season...Connected on six of eight extra points and on his lone field goal attempt...In 1998, was first team All-Big 12 selection at punter for the second straight year after averaging 43.6 yards per boot and recording 21 "coffin corner" punts...Also named first team All-American...His net punt average was 39.2, while his 43.6 gross average was the No. 3 best single-season effort in A&M history behind his 1997 average of 47...Had single game averages more than 50 yards against Louisiana Tech and Southern Mississippi...Threw a touchdown pass on a fake field goal against Texas Tech...As sophomore, earned All-Big 12 honors and All-America mention after averaging 47.0 yards per punt...1997 average shattered the A&M record of 43.8 set by David Davis in 1992...His season net average was 41.3, which broke the school record of 40.1...Had three games with a 50-yard plus average...Booted 50-yard-plus punts in 10 of 12 contests...Earned Big 12 Special Teams Player of the Week honors after averaging 44.0 yards on six punts in the rain vs. Texas...In 1996 as redshirt freshman, earned Freshman All-America honors from The Sporting News after averaging an A&M freshman record 42.7 yards per boot on 72 punts...Average ranked No. 29 nationally and was the top average by a freshman...Set a single game school record by averaging 54.7 yards per punt against Iowa State, including a pair of crucial 70-yarders...Had 50-yard plus punts in nine of 12 contests...Saw action at quarterback but did not throw a pass...History major.

PERSONAL: As starting quarterback, punter and place kicker, led East Bernard (Sealy, Texas) High School to a 12-2 record and the quarterfinals of the playoffs...Completed 87 of 101 (86.1 percent) passes for 1,640 yards and 11 touchdowns...Passed for nearly 5,000 yards and averaged 41.6 yards as a punter and had punts of 85 and 78 yards...Also lettered in baseball and basketball...Father played football while his mother played basketball at Baylor...Married, wife Erin was an All-American volleyball player at Texas A&M.

| PUNTING | | | | | | | | | | | | |
|---------------------------------|------|-----|-----|--------|--------|-----|-------|-------|-----|-------|----|----|
| YEAR | TEAM | G | NO | YDS | AVG | RET | YDS | NET | TB | IN 20 | LG | BK |
| 2000 | OAK | 16 | 65 | 2,984 | 45.9 | 30 | 279 | 38.0 | 10 | 24 | 69 | 1 |
| 2001 | OAK | 16 | 73 | 3,375 | 46.2 | 34 | 502 | 35.6 | 12 | 23 | 65 | 1 |
| 2002 | OAK | 14 | 53 | 2,251 | 42.5 | 18 | 276 | 32.7 | 12 | 18 | 70 | 0 |
| 2003 | OAK | 16 | 96 | 4,503 | 46.9* | 52 | 669 | 37.2 | 13 | 27 | 73 | 0 |
| 2004 | OAK | 16 | 73 | 3,409 | 46.7* | 35 | 413 | 37.2 | 14 | 22 | 67 | 0 |
| 2005 | OAK | 16 | 82 | 3,744 | 45.7 | 39 | 460 | 37.9 | 9 | 26 | 64 | 0 |
| 2006 | OAK | 16 | 77 | 3,660 | 47.5 | 34 | 437 | 36.4 | 19 | 19 | 67 | 1 |
| 2007 | OAK | 16 | 73 | 3,585 | 49.1* | 40 | 445 | 41.1* | 7 | 25 | 70 | 0 |
| 2008 | OAK | 16 | 90 | 4,391 | 48.8 | 43 | 425 | 41.2* | 13 | 33 | 70 | 0 |
| 2009 | OAK | 16 | 96 | 4,909 | 51.1* | 63 | 459 | 43.9 | 12 | 30 | 70 | 0 |
| 2010 | OAK | 16 | 77 | 3,618 | 47.0 | 45 | 400 | 40.8 | 4 | 27 | 68 | 0 |
| NFL TOTALS | | 174 | 855 | 40,429 | 47.3** | 433 | 4,765 | 38.8 | 125 | 274 | 73 | 3 |
| * — Led the NFL ** — NFL Record | | | | | | | | | | | | |

2010 GAME-BY-GAME STATISTICS

PUNTING

| OPPONENT | NO | YDS | AVG | TB | I20 | LG | BLK |
|---------------|-----------|--------------|-------------|----------|-----------|-----------|----------|
| 9/12 @ TEN | 4 | 219 | 54.8 | 0 | 1 | 68 | 0 |
| 9/19 vs. STL | 3 | 129 | 43.0 | 1 | 2 | 47 | 0 |
| 9/26 @ AZ | 5 | 259 | 51.8 | 0 | 2 | 57 | 0 |
| 10/3 vs. HOU | 5 | 215 | 43.0 | 0 | 4 | 51 | 0 |
| 10/10 vs. SD | 4 | 211 | 52.8 | 0 | 1 | 63 | 0 |
| 10/17 @ SF | 6 | 321 | 53.5 | 0 | 1 | 61 | 0 |
| 10/24 @ DEN | 4 | 166 | 41.5 | 1 | 2 | 46 | 0 |
| 10/31 vs. SEA | 5 | 264 | 52.8 | 0 | 0 | 60 | 0 |
| 11/7 vs. KC | 6 | 277 | 46.2 | 1 | 1 | 56 | 0 |
| 11/21 @ PIT | 8 | 390 | 48.8 | 0 | 3 | 61 | 0 |
| 11/28 @ MIA | 4 | 167 | 41.8 | 0 | 1 | 48 | 0 |
| 12/5 @ SD | 4 | 160 | 40.0 | 1 | 3 | 61 | 0 |
| 12/12 @ JAX | 5 | 210 | 42.0 | 0 | 1 | 50 | 0 |
| 12/19 vs. DEN | 3 | 115 | 38.3 | 0 | 2 | 44 | 0 |
| 12/16 vs. IND | 6 | 281 | 46.8 | 0 | 2 | 63 | 0 |
| 1/2 @ KC | 5 | 234 | 46.8 | 0 | 1 | 60 | 0 |
| TOTALS | 77 | 3,618 | 47.0 | 4 | 27 | 68 | 0 |

CAREER SINGLE GAME HIGHS

Punts: 11, twice, last (11/15/09) vs. KC

Punting Yards: 556 (11/9/08) vs. CAR

Longest Punt: 73 (9/28/03) vs. SD

Punts Inside 20-yard line: 5, three times, last (11/15/09) vs

Punts Blocked: 1, three times, last (10/8/06) @ SF



DANIEL LOPER

BORN: 1/15/82

6-6 320


RAIDERS: 2

NFL: 7

COLLEGE: TEXAS TECH

Tennessee, 2005-08; Detroit, 2009.

Signed by Raiders as a free agent in May 2010.



PRO: Physical offensive lineman enters his seventh NFL season, second with the Raiders...Has played in 58 career games at both guard and tackle, making nine career starts...**2010:** Saw action in 10 games with four starts in first season with the Silver and Black...Part of a group that set a franchise record by averaging 4.9 yards per rushing attempt...Contributed to a line that produced the second ranked rushing attack in the NFL...Played at LG, making four starts early in the season...Inactive for six games...(9/12) @ TEN: Made Raider debut, seeing action on special teams and at LG...(9/19) vs. STL: Started at LG...Blocked for RB Darren McFadden, who totaled 145 yards on the ground...(9/26) @ AZ: Started at LG...Aided McFadden's 105-yard rushing effort...Blocked on a two-yard touchdown run...(10/3) vs. HOU: Started at LG...Part of an offensive line that helped QB pass for 278 yards...Blocked on a two-yard touchdown run...(10/10) vs. SD: Contributed to a 104-yard rushing effort by RB Michael Bush...Blocked on a three-yard touchdown run...Recovered a fumble for a three-yard gain, sustaining a drive that culminated in a score...**2009:** Saw action in eight games with five starts for Detroit...(9/13) vs. NO: Made first career regular season start at LG...(10/18) @ GB: Started at LG...(11/22) vs. CLE: Started at RG...Part of a unit that helped QB pass for 422 yards and one touchdown...(11/26) vs. GB:

Made second straight start at RG...(1/3/10) vs. CHI: Started season finale at LG...**2008:** Played in all 16 games in final season with Tennessee...Saw action primarily on special teams...(10/19) @ KC: Saw action at LT as a reserve...(11/27) @ DET: Played at LT...(12/28) @ IND: Saw time at LT in a reserve role...**Postseason:** (1/10/09) vs. BAL: Saw action on special teams in AFC Divisional Playoff Game...**2007:** Played in all 16 games for the first time in his career...(12/6) @ KC: Played at RG in a reserve role...Helped Titans rush for 148 yards on 36 carries...(12/30) @ IND: Saw significant action at RG...Helped offense gain 356 total yards...**Postseason:** (1/6/08) @ SD: Made first career start at RG in AFC Wild Card Game...Blocked for a rushing attack that totaled 119 yards...**2006:** Played in eight games, primarily on special teams...Placed on Injured Reserve on 11/7...(9/10) vs. NYJ: Saw first NFL action in season opener...(9/24) @ MIA: Saw limited action at LG...(10/1) vs. DAL: Played in a reserve role at LG...**2005:** Inactive for 15 games as a rookie...(11/6) @ CLE: Suited up, but did not play...Selected by the Titans in the fifth round (150th overall) of the 2005 NFL Draft.

COLLEGE: Started 44 career games at Texas Tech...As a senior, earned second team All-Big 12 and ESPN.com All-Bowl Team honors...Blocked for QB Sonny Cumbie, who led the nation in passing...As a junior, earned second team All-Big 12 honors from the Associated Press and anchored the line for the nation's top passing attack...Named All-Big 12 honorable mention as a sophomore...Blocked for QB Kliff Kingsbury, who set NCAA records for single-season pass attempts (712) and completions (479)...Started five games as a redshirt freshman...Exercise and Sports Science major.

PERSONAL: Attended Episcopal (Houston, Texas) High School...All-conference tight end as a sophomore and senior...Pitched and played first base on the baseball team and played center on the basketball team...Uncle, Doug Cunningham, played wide receiver for the Minnesota Vikings.



ROLANDO McCLAIN

BORN: 7/14/89

6-3 255

RAIDERS: 2

NFL: 2

COLLEGE: ALABAMA

Raiders 1st round pick in 2010.

55 LB

PRO: Exciting defensive playmaker made an immediate impact upon joining the Raiders as the eighth overall selection in the 2010 NFL Draft...**2010:** Started 15 games in first NFL season...Named to the NFL All-Rookie Team by The Sporting News...Ranked second on the team and fifth among NFL rookies with 85 tackles (59 solo)...Also recorded one interception, a half-sack and six passes defended...(9/12) @ TEN: Made NFL debut, starting at MLB...Recorded six tackles (four)...(9/19) vs. STL: Totaled six tackles (three)...(9/26) @ AZ: Posted six tackles (four)...(10/3) vs. HOU: Registered six tackles (four)...(10/10) vs. SD: Notched seven tackles (five)...(10/17) @ SF: Posted two tackles (one)...Credited with a pass defended...(10/24) @ DEN: Recorded two tackles (one) and one pass defended...Credited with a half-sack...(10/31) vs. SEA: Totaled five tackles (three) and a pass defended...(11/7) vs. KC: Had two tackles (one)...(11/21) @ PIT: Totaled seven tackles (four)...(11/28) vs. MIA: Recorded first career interception, picking off a second quarter pass deep in Raiders territory to halt a potential scoring drive...Finished with eight tackles (seven)...(12/5) @ SD: Recorded seven solo tackles...(12/12) @ JAX: Inactive due to injury...(12/19) vs. DEN: Registered seven tackles (four)...(12/26) vs. IND: Had five tackles (three)...Credited with a pass defended...(1/2/11) @ KC: Set a career high with nine total tackles (eight)...Credited with a pass defended...Selected by the Raiders in the first round (eighth overall) of the 2010 NFL Draft.

COLLEGE: Butkus Award winner as a junior for national champion Alabama...Started 37 of 41 games in three seasons at Alabama, totaling 275 tackles (139 solo), eight sacks, two fumble recoveries and five interceptions...Recorded 31.5 career tackles for a loss to rank fourth in program

history...Unanimous All-American first team selection as a junior...Added first team All-SEC accolades...Anchored a unit that ranked fourth nationally in total defense (242.2 ypg) and second in run defense (68.2)...Semifinalist for the Lombardi Award and Bednarik Award...Named a mid-season All-American by The Sporting News...Started all 14 games, recording 105 tackles (53) to lead the team...Second on the team and 11th in the SEC with two interceptions...Led Alabama with two sacks for 19 yards in losses and five tackles against Virginia Tech...Helped defense limit FIU to just one yard on 26 rushing attempts...Logged 10 total tackles with six solo stops and 1.5 tackles for a loss...Added a quarterback hurry...Logged five tackles with four solo stops against Arkansas, helping Alabama limit the Razorbacks to 254 total yards...Racked up a season-high 13 tackles (nine), forced a fumble that was returned for a touchdown, registered a hurry and intercepted a pass against Kentucky...Named Bronko Nagurski Award National Defensive Player of the Week and the SEC Defensive Player of the Week for his efforts against the Wildcats...Registered seven total tackles (four) and intercepted a pass for the second straight game against Mississippi...Had seven tackles including one tackle for a loss and two hurries against South Carolina...Posted an eight-tackle effort against Tennessee, marking his fourth straight game with at least seven tackles...Led the team with nine tackles against LSU...A finalist for the Butkus Award as a sophomore...Named third team All-American by the Associated Press...A first team All-SEC selection...Started all 14 games, posting a team-high 95 tackles...Recorded 12 tackles for a loss, six passes defended, an interception and two fumble recoveries...Was on the Lombardi Award watch list...Helped Alabama defense rank second nationally in rush defense (74.1) and third in total defense (263.5)...Earned Academic All-SEC honors...Set a career high with 15 tackles (single-game SEC high) against Tulane...Had two stops for a loss and one pass defended...Recorded eight total tackles (four) against Arkansas...Posted a team-high five tackles (four) against Georgia...Also had two passes defended...Made a team-high 10 tackles (four) vs. Kentucky...Recovered a first quarter fumble and returned it four yards for a touchdown...Helped the defense limit the Wildcats to just 35 yards rushing...Made four tackles and had a pass defended against Mississippi...Had four tackles and matched a season high with two passes defended...Recorded eight tackles, including 2.5 stops for a loss, against LSU...Intercepted his first pass of the season and returned it for 12 yards...Registered 11 tackles (six) against Mississippi State, marking his third double-digit tackle game of the season...Had a career-high two sacks for 12 yards in losses...Credited with one pass defended...Helped limit Auburn to just 57 yards rushing with five total tackles and a fumble recovery...Tied a game high with seven solo tackles and helped limit Florida to 100 total yards below their season average...Recorded four tackles (three) and had one pass defended against Utah in the Sugar Bowl...Played in all 13 games with eight starts as a freshman...Named Freshman All-American by The Sporting News...Also a first team Freshman All-SEC selection...Ranked fourth on the team with 75 tackles...Had five tackles for a loss, one sack, four passes defended, three hurries and two interceptions...Had seven tackles and a pass defended in collegiate debut against Western Carolina...Recorded seven tackles against LSU...Had eight tackles against Florida State...Posted 11 tackles vs. Georgia...Made six tackles, including a sack, against Vanderbilt...Set a career high with 15 tackles to lead the team against Auburn in the season finale...Also had his first career interception and returned it 23 yards...Made five tackles and recorded two interceptions against Colorado in the PetroSun Independence Bowl...Returned one interception for 17 yards to set up a field goal...General Studies major.

PERSONAL: One of the nation's top prep linebackers at Decatur (Ala.) High School...Ranked No. 25 among all players by Rivals.com...Listed second among all inside linebackers by Rivals.com...Was the No. 1 player in the state according to Rivals.com...One of 13 linebackers on the Atlanta Journal-Constitution's Top-100 list...Ranked as the No. 10 linebacker nationally by Scout.com...Orlando Sentinel 2006 All-Southern Team member...A Parade All-American...Selected to play in the Offense-Defense All-American Bowl in Ft. Lauderdale...Tallied 106 tackles and 13 stops for a loss as a senior...Also earned all-state honors as a tight end...An All-Region 8 selection at linebacker...Had 104 tackles, including 11 for a loss, and four sacks as a junior...Had 24 receptions for 436 yards as a junior...Also started on the basketball team.

| YEAR | TEAM | GP | GS | SACKS | YDS | INT | YDS | FF | FR | PD |
|-------------------|------|-----------|-----------|------------|------------|----------|-----------|----------|----------|----------|
| 2010 | OAK | 15 | 15 | 0.5 | 4.5 | 1 | 10 | 0 | 0 | 6 |
| NFL TOTALS | | 15 | 15 | 0.5 | 4.5 | 1 | 10 | 0 | 0 | 6 |

CAREER SINGLE GAME HIGHS


Tackles: 8 (1/2/11) @ KC

Sacks: 0.5 (10/24/10) @ DEN

Interceptions: 1 (11/28/10) vs. MIA

Return Yards: 10 (11/28/10) vs. MIA

Passes Defensed: 1, six times, last (1/2/11) @ KC



DARREN McFADDEN

20 RB

BORN: 8/27/87

6-2

210

RAIDERS: 4

NFL: 4

COLLEGE: ARKANSAS

Raiders 1st round pick in 2008.

PRO: Elite, all-purpose running back enjoyed breakout campaign in his third season with the Silver and Black...Became first Raider since 2007 to rush for 1,000 yards with 1,157 yards on the ground last season...Has played in 38 games with 25 starts in three NFL seasons...Career totals include 440 carries for 2,013 yards and 12 touchdowns...Also has 97 career receptions for 1,037 yards and seven touchdowns...Entered the league as the fourth overall pick in the 2008 NFL Draft by the Raiders...**2010:** Started 13 games...Carried the ball 223 times for 1,157 yards and seven touchdowns...Rushing total marked the fifth highest in Raiders history...Became the first Raider since 1997 to post six 100-yard rushing games in a campaign...Named FedEx Ground NFL Player of the Week twice...Received AFC Player of the Week for his performance (10/24) @ DEN...Led the NFL with nine runs of 30 yards or longer...Ranked second on the team with 47 receptions for 507 yards and three touchdowns...Inactive for three games due to injury... (9/12) @ TEN: Rushed 18 times for 95 yards...Added six receptions for 55 yards and a touchdown...Scored on a seven-yard touchdown pass from QB Jason Campbell in the fourth quarter... (9/19) vs. STL: Posted first 100-yard rushing game of the season with 145 yards on a career-high 30 carries...Added two catches for eight yards... (9/26) @ AZ: Recorded second straight 100-yard rushing game with 105 yards on 25 carries...Scored on a two-yard touchdown run... Had two catches for 17 yards... (10/3) vs. HOU: Carried the ball 12 times for 47 yards...Hauled in six passes for 82 yards...Had a 43-yard reception... (10/24) @ DEN: Returned from injury to post a record-breaking performance...Tied franchise records with four total touchdowns and 24 points...Helped team set Raider records for points (59) and touchdowns (eight)...Rushed for a career-high 165 yards on 16 carries with three touchdowns...Had a 57-yard touchdown run... Also had two receptions for 31 yards including a 19-yard touchdown catch... (10/31) vs. SEA: Racked up 111 yards on 21 carries...Had a 49-yard run...Had two receptions for 24 yards... (11/7) vs. KC: Rushed 17 times for 89 yards...Added four receptions for 25 yards... (11/21) @ PIT: Picked up 14 yards rushing and 16 yards receiving... (11/28) vs. MIA: Totaled a career-high seven receptions for 63 yards... (12/5) @ SD: Rushed 19 times for 97 yards and a touchdown... Scored on a seven-yard fourth quarter run to seal a Raiders victory...Had three receptions for 30 yards... (12/12) @ JAX: Gained 209 yards from scrimmage and scored three touchdowns... Rushed for 123 yards on 16 carries...Scored on runs of 51 and 36 yards...Added three receptions for 86 yards...Scored a touchdown on a career-long 67-yard reception... (12/19) vs. DEN: Posted sixth 100-yard rushing game of the season...Carried the ball 20 times for 119 yards... Hauled in four passes for 39 yards... (12/26) vs. IND: Rushed 11 times for 45 yards...Had four

catches for 31 yards... **2009:** Saw action in 12 games with seven starts...Ranked third on the team with 357 rushing yards on 104 carries and one touchdown...Also ranked fourth on the team with 21 receptions for 245 yards...Inactive due to injury for four games from 10/11-11/1...(9/14) vs. SD: Started season opener at RB...Had a game-high 17 carries for 68 yards...Caught two passes for 25 yards...(9/20) @ KC: Scored game-winning touchdown on a five-yard run with 1:07 remaining in regulation...Totaled 35 rushing yards on 12 carries...(9/27) vs. DEN: Had 12 rushes for 45 yards...Added two receptions...(10/4) @ HOU: Started at RB...Had one reception for five yards...(11/15) vs. KC: Returned to action after missing four games due to injury...Had four carries for 11 yards...(11/22) vs. CIN: Carried the ball six times for 25 yards...Also had three receptions for 10 yards...(11/26) @ DAL: Totaled 23 yards on six rushing attempts...Added a season-high four receptions for 43 yards...(12/6) @ PIT: Rushed nine times for 25 yards...(12/13) vs. WAS: Had three receptions for a career-high 84 yards, including a career-best 48-yard reception...Also had eight carries for 21 yards...(12/20) @ DEN: Set season highs with 12 carries for 74 yards...Had a season-long run of 28 yards...(12/27) @ CLE: Totaled 23 yards on seven carries...Caught four passes for 55 yards...(1/3/10) vs. BAL: Carried five times for nine yards... **2008:** Saw action in 13 games (five starts)...Inactive for three midseason games from 10/26-11/9...Second on the team with 499 rushing yards on 113 carries...Averaged 4.4 yards per rush...Led team with four rushing touchdowns...Also ranked second on the team with 29 receptions for 285 yards...Averaged 9.8 yards per catch...(9/8) vs. DEN: Started at RB in his NFL debut...Had nine carries for 46 yards...Also had one reception for 11 yards...(9/14) @ KC: Enjoyed a breakout game, rushing for 164 yards on 21 carries...Yardage total tied for 10th-highest in Raiders history...Scored first career touchdown on a 19-yard run in the third quarter...Also broke off a 50-yard run on a third quarter scoring drive...Added one catch for nine yards...Named FedEx Ground NFL Player of the Week...(9/21) @ BUF: Started at RB...Had 14 carries for 42 yards...Added a team-high three receptions for six yards...(9/28) vs. SD: Started at RB...Carried seven times for 20 yards...Caught two passes for 17 yards...(10/12) @ NO: Rushed for 30 yards on eight carries...(10/19) vs. NYJ: Had 39 yards rushing on eight carries...Added three catches for 50 yards...(11/16) @ MIA: Returned to action after being inactive for three weeks due to injury...Rushed three times for 13 yards...Caught two passes for one yard...(11/23) @ DEN: Had 10 carries for 38 yards...Had two one-yard touchdown runs...Caught two passes for 14 yards...(11/30) vs. KC: Rushed for 13 yards on seven carries...Added three receptions for 50 yards...Had a gain of 20 yards on a lateral in the first quarter...(12/4) @ SD: Caught two passes for eight yards...(12/14) vs. NE: Ran the ball 12 times for 46 yards, including an 11-yard touchdown run in the fourth quarter...Added three receptions for a season-high 68 yards...Had a career-long 27-yard reception...(12/21) vs. HOU: Carried the ball 12 times for 46 yards...Added a team-high five receptions for 41 yards...(12/28) @ TB: Started at RB...Carried the ball once for a two-yard gain...Had two receptions for 10 yards...Selected by the Raiders in the first round (fourth overall) of the 2008 NFL Draft.

COLLEGE: Two-time Heisman runner-up and two-time Doak Walker Award winner who shattered numerous school and Southeastern Conference records during his three seasons at Arkansas, establishing himself as one of the conference's elite all-time backs...In 38 games at Arkansas, carried 785 times for 4,590 yards (5.9 avg.) and 41 touchdowns...Caught 46 passes for 365 yards (7.9) and two scores, returned 38 kickoffs for 926 yards (24.4) and a touchdown...Completed 14 of 22 passes (63.6 percent) for 205 yards, seven touchdowns and one interception while recording five solo tackles with a fumble recovery...Totaled 268 points with 44 overall touchdowns and amassed 5,881 all-purpose yards (154.8 yards per game)...Ran for 100 or more yards in 22 games...By gaining 1,113 yards rushing in 2005, 1,647 in 2006 and a school-record 1,830 yards in 2007, joined Georgia's Herschel Walker (1980-82) as the only players in conference history to rush for more than 1,000 yards as a freshman, sophomore and junior...Ran for 41 touchdowns during his career, second in school history...Joined Walker (49, 1980-82), LSU's Kevin Faulk (46, 1995-98), Auburn's Carnell Williams (45, 2001-04), LSU's Dalton Hilliard (44, 1982-85), former Raider Bo Jackson of Auburn (43, 1982-85), Alabama's Shaun Alexander (41, 1996-99) and Charles Alexander of LSU (40, 1975-78) as the only players in SEC history to run for 40 or more touchdowns in a career...Became the first sophomore to win the Doak Walker Award and by winning in 2006 and 2007, joined Ricky Williams of Texas (1997-98) as the only player to win that honor twice...The first player to twice finish second in the voting for the Heisman Trophy (2006-07)...McFadden (1,647 yards in 2006 and 1,830 in 2007) and Felix

Jones (1,168 in 2006 and 1,162 in 2007) became the first teammates in SEC history to run for more than 1,000 yards in consecutive seasons and the third tandem to accomplish that feat in one campaign...Consensus All-American as a junior while again winning the Doak Walker Award and finishing second in the Heisman Trophy race...Gained more than 100 yards rushing 10 times, as he broke his own school record with 1,830 yards and 16 touchdowns on 325 rushes (5.6)... Had 21 catches for 164 yards (7.8) and a score, hit on 6 of 11 throws (54.5) for 123 yards and four touchdowns, scoring 102 points...Finished the season with 102 points scored and gained 2,310 all-purpose yards (177.69 ypg.) to set a conference mark and break his own school season record of 2,058 in 2006...His 355 all-purpose yards vs. South Carolina in 2007 set a school record, breaking his own previous mark of 315 yards vs. South Carolina in 2006...321 yards rushing vs. South Carolina in 2007 topped the old school record of 271 and tied the conference mark...His 325 runs in 2007 set the school's single-season record and his 4,590 yards rushing shattered the previous school all-time record of 3,570 yards and rank second in conference annals behind Walker (5,259 in 33 games, 1980-82)...His average of 120.8 yards per game rushing placed him third on the SEC's career record list behind Walker (159.4) and Florida's Emmitt Smith (126.7, 1987-89)...His 2007 total of 1,830 yards on the ground are surpassed only by Walker's 1,891 yards (1981) on the SEC single-season list...His 16 touchdown runs in 2007 tied for third on the school's single-season list...His 14 rushing touchdowns in 2006 tied for seventh on the Arkansas annual record list...As a sophomore, his rushing yardage total of 1,647 on 284 attempts (5.8) was more than that of 54 of the 119 Division I-A teams (45.4 percent), while his 14 rushing touchdowns were better than 43 teams nationally (36.1 percent)...Consensus All-American, Doak Walker Award winner and finished second in Heisman Trophy voting...Had 11 receptions for 149 yards (13.5) and a score while completing seven of nine passes (77.8) for 69 yards and three touchdowns...Averaged 26.2 yards with a score on 10 kickoff returns and 147 all-purpose yards, scoring 98 points...Rushed for more than 100 yards eight times... Set school freshman rushing records with 1,113 yards and 11 scores on 176 carries (6.3) in 2005...Caught 14 passes for 52 yards, returned 12 kickoffs for 348 yards (29.0) and averaged 137.5 all-purpose yards per game...All-American honorable mention from Pro Football Weekly and earned first team freshman All-American accolades...Conference Freshman of the Year by the Associated Press and the SEC's coaches.

PERSONAL: Attended Pulaski Oak Grove (Little Rock, Ark.) High School and became the only player from Arkansas to be named to the Parade All-American team in 2004...Two-time all-state, all-area and all-south choice...Arkansas Democrat-Gazette's Offensive Player of the Year as a senior and was selected to their All-Arkansas squad...Atlanta Journal-Constitution's Super Southern 100 and participated in the 2005 Arkansas High School All-Star Game...Class 4A-Southeast Conference's Outstanding Back as a senior after rushing for 1,965 yards and 27 touchdowns on 184 carries...Also had three receptions for 67 yards and one score, completed 6 of 15 passes for 75 yards and two touchdowns as a quarterback and returned nine punts for 370 yards and three touchdowns...As a junior, rushed for a school record 2,027 yards and 19 touchdowns on 204 carries...Averaged 9.9 yards per attempt, leading his squad to an 8-4 record and a second place finish in the conference...Hauled in nine passes for 252 yards and two touchdowns as a junior and also gained 103 yards on 12 punt returns...In his sophomore campaign, rushed for 859 yards and 13 touchdowns on 109 carries...Had 12 receptions for 333 yards and five scores, returned 10 punts for 82 yards and 14 kickoffs for 372 yards...Totaled 4,871 yards rushing on 497 attempts (9.8) in his prep career...In addition to football, was a standout in baseball and track and field as a sprinter.

| | | RUSHING | | | | | | | RECEIVING | | | | |
|------------|------|---------|----|-----|-------|-----|----|----|-----------|-------|------|----|----|
| YEAR | TEAM | GP | GS | ATT | YDS | AVG | LG | TD | NO | YDS | AVG | LG | TD |
| 2008 | OAK | 13 | 5 | 113 | 499 | 4.4 | 50 | 4 | 29 | 285 | 9.8 | 27 | 0 |
| 2009 | OAK | 12 | 7 | 104 | 357 | 3.4 | 28 | 1 | 21 | 245 | 11.7 | 48 | 0 |
| 2010 | OAK | 13 | 13 | 223 | 1,157 | 5.2 | 57 | 7 | 47 | 507 | 10.8 | 67 | 3 |
| NFL TOTALS | | 38 | 25 | 440 | 2,013 | 4.6 | 57 | 12 | 97 | 1,037 | 10.7 | 67 | 3 |

2010 GAME-BY-GAME STATISTICS

| OPPONENT | RUSHING | | | | | NO | RECEIVING | | | | |
|---------------|--------------|-------|------|-----|----|----|-----------|------|-----|----|--|
| | ATT | YDS | AVG | LG | TD | | YDS | AVG | LG | TD | |
| 9/12 @ TEN | 18 | 95 | 5.3 | 13 | 0 | 6 | 55 | 9.2 | 16 | 1 | |
| 9/19 vs. STL | 30 | 145 | 4.8 | 30 | 0 | 2 | 8 | 4.0 | 5 | 0 | |
| 9/26 @ AZ | 25 | 105 | 4.2 | 33 | 1 | 2 | 17 | 8.5 | 18 | 0 | |
| 9/3 vs. HOU | 12 | 47 | 3.9 | 23 | 0 | 6 | 82 | 13.7 | 43 | 0 | |
| 10/10 vs. SD | DID NOT PLAY | | | | | | | | | | |
| 10/17 @ SF | DID NOT PLAY | | | | | | | | | | |
| 10/24 @ DEN | 16 | 165 | 10.3 | 57T | 3 | 2 | 31 | 15.5 | 19T | 1 | |
| 10/31 vs. SEA | 21 | 111 | 5.3 | 49 | 0 | 2 | 24 | 12.0 | 13 | 0 | |
| 11/7 vs. KC | 17 | 89 | 5.2 | 34 | 0 | 4 | 25 | 6.3 | 16 | 0 | |
| 11/21 @ PIT | 10 | 14 | 1.4 | 4 | 0 | 2 | 16 | 8.0 | 10 | 0 | |
| 11/28 @ MIA | 8 | 2 | 0.3 | 6 | 0 | 7 | 63 | 9.0 | 20 | 0 | |
| 12/5 @ SD | 19 | 97 | 5.1 | 20 | 1 | 3 | 30 | 10 | 19 | 0 | |
| 12/12 @ JAX | 16 | 123 | 7.7 | 51T | 2 | 3 | 86 | 28.7 | 67T | 1 | |
| 12/19 vs. DEN | 20 | 119 | 6.0 | 36 | 0 | 4 | 39 | 9.8 | 21 | 0 | |
| 12/16 vs. IND | 11 | 45 | 4.1 | 26 | 0 | 4 | 31 | 7.8 | 12 | 0 | |
| 1/2 @ KC | DID NOT PLAY | | | | | | | | | | |
| TOTALS | 223 | 1,157 | 5.2 | 57 | 7 | 47 | 507 | 10.8 | 67 | 3 | |

CAREER SINGLE GAME HIGHS

Rushing Attempts: 30 (9/19/10) vs. STL

Rushing Yards: 165 (10/24/10) @ DEN

Rushing Touchdowns: 3 (10/24/10) @ DEN


Longest Rush: 57 (10/24/10) @ DEN

Receptions: 7 (11/28/10) vs. MIA

Receiving Yards: 86 (12/12/10) @ JAX

Receiving Touchdowns: 1, three times, last (12/12/10) @ JAX

Longest Reception: 67 (12/12/10) @ JAX



WALTER McFADDEN

22 CB

BORN: 1/21/87

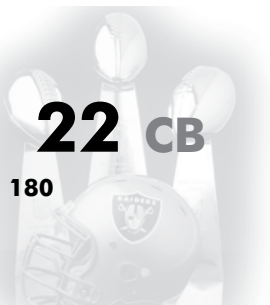
5-10 180

RAIDERS: 2

NFL: 2

COLLEGE: AUBURN

Raiders 5th round pick in 2010.



PRO: Athletic young defensive back saw limited action in rookie season...**2010:** Played in four games...Inactive for 12 games...(9/26) @ AZ: Made NFL debut...Recorded one solo tackle...(11/28) vs. MIA: Saw extensive action at CB...Recorded four tackles (three solo)...Selected by the Raiders in the fifth round (138th overall) of the 2010 NFL Draft.

COLLEGE: Played in 49 games at Auburn, starting final 25 contests at left cornerback...Recorded 87 tackles (60 solo) with seven stops for losses of 26 yards...Had 20 passes defensed and intercepted nine others for 265 yards in returns, including three touchdowns...265 yards gained on interception returns rank third in school history...154 return yards in 2009 were two shy of the Auburn season record...Had a 100-yard interception return against Northwestern in the 2010 Outback Bowl, tying the SEC record and breaking the previous school mark of 98 yards...93-yard return vs. Tennessee Tech in 2007 is the fourth-longest runback in school annals...Holds the school career record with three interceptions returned for touchdowns...Six interceptions in 2009 are tied for fifth on the school single-season record list...As a senior, started all 13 games

and earned All-SEC honors...A member of the SEC's Good Works Team...Finished third in the conference and 11th in the nation with six interceptions...Returned two picks for touchdowns...Had 10 passes defended and made 46 tackles (36)...All-SEC first team selection, adding All-American honorable mention from The NFL Draft Report...All-SEC second team choice by the conference's coaches and the Associated Press...Named the SEC's Defensive Player of the Week vs. Mississippi...Started all 12 games as a junior, totaling 29 tackles, eight passes defended and two interceptions...Earned first career start in season opener against Louisiana-Monroe...Appeared in every game as a sophomore... Returned an interception for 93 yards for his first career touchdown against Tennessee Tech...Played in 11 games as a redshirt freshman, posting two tackles...Public Administration major.

PERSONAL: Attended Ely (Pompano Beach, Fla.) High School...Registered 67 tackles and four interceptions as a senior...Added two touchdowns on kick returns...Made four interceptions as a junior...Florida Sports Writers Association first team all-state...Rivals.com Top-25 cornerbacks...Rivals.com Florida Top-100...Named by Scout.com to Top-50 cornerbacks list...Prep-Star All-Region...Selected to participate in the Dade-Broward All-Star Game...Miami Herald All-Broward Defensive Football Team honorable mention...Led his team to a 10-3 record and the fourth round of the playoffs as a junior...Older brother, Bryant McFadden, is an NFL veteran, playing with the Pittsburgh Steelers and Arizona Cardinals.

CAREER SINGLE GAME HIGHS

Tackles: 4 (11/28/10) vs. MIA



NICK MILLER

89 WR

BORN: 3/29/87

5-9

180

RAIDERS: 3

NFL: 3

COLLEGE: SOUTHERN UTAH

Signed by Raiders as a free agent in May 2009.

PRO: Elusive receiver and returner with outstanding speed...Saw extensive action as a punt returner in second NFL season...**2010:** Played in nine games, primarily on punt return duty... Led team with 35 punt returns for 257 yards...Added three receptions for 40 yards...Inactive for four games...(10/10) vs. SD: Made NFL debut...Returned first career punt for a career-long 46 yards...(10/17) @ SF: Had four punt returns for 25 yards...(10/24) @ DEN: Recorded first career reception for 32 yards...Returned six punts for 47 yards...(10/31) vs. SEA: Had six punt returns for 29 yards...(11/7) vs. KC: Had six punt returns for 30 yards...Credited with a tackle and fumble recovery on special teams...(11/21) @ PIT: Recorded two receptions for eight yards... Returned four punts for 17 yards...Returned first career kickoff for 10 yards...(12/19) vs. DEN: Returned to action after missing three games due to injury...Returned five punts for 47 yards... Also returned a kickoff for 27 yards...(12/26) vs. IND: Returned one punt for 12 yards...(1/2/11) @ KC: Had two punt returns for four yards... **2009:** Earned roster spot with an impressive pre-season...Inactive for first 15 games before being placed on Injured Reserve on 12/30...Signed by the Raiders as an undrafted rookie free agent.

COLLEGE: Set Southern Utah records for single game (208), single season (993) and career kickoff return yardage (1,907)...Named the 2008 Great West Conference Special Teams Player of the Year as a senior...Led the nation (FCS) in all-purpose yards (2,149)...Returned 49 kickoffs for 993 yards and 24 punts for 384 yards and a touchdown...Second on the team with 55 receptions for 763 yards and three touchdowns...Had 35 receptions for 433 yards and a touchdown as a junior...Also had 41 kickoff returns for 914 yards...Transferred from Scottsdale (Ariz.) CC, where he caught 20 balls for 400 yards and four touchdowns in 2006...Criminal Justice major.

PERSONAL: First team all-region wide receiver and defensive back at Red Mountain (Mesa, Ariz.) High School...Second team all-state honoree and a first team All-Tribune selection at DB... Had 656 receiving yards, eight touchdowns and intercepted five passes in his senior year...Also lettered in baseball and track.

| | | RECEIVING | | | | | | |
|-------------------|------|-----------|----------|----------|-----------|-------------|-----------|----------|
| YEAR | TEAM | GP | GS | NO | YDS | AVG | LG | TD |
| 2009 | OAK | 0 | 0 | 0 | 0 | 0.0 | - | 0 |
| 2010 | OAK | 9 | 0 | 3 | 40 | 13.3 | 32 | 0 |
| NFL TOTALS | | 9 | 0 | 3 | 40 | 13.3 | 32 | 0 |

| | | PUNT RETURNS | | | | | |
|-------------------|------|--------------|----------|------------|------------|-----------|----------|
| YEAR | TEAM | NO | FC | YDS | AVG | LG | TD |
| 2009 | OAK | 0 | 0 | 0 | 0.0 | - | 0 |
| 2010 | OAK | 35 | 7 | 257 | 7.3 | 46 | 0 |
| NFL TOTALS | | 35 | 7 | 257 | 7.3 | 46 | 0 |

| KICKOFF RETURNS | | | | | |
|-----------------|-----------|-------------|-----------|----------|--|
| NO | YDS | AVG | LG | TD | |
| 0 | 0 | 0.0 | 0 | 0 | |
| 2 | 37 | 18.5 | 27 | 0 | |
| 2 | 37 | 18.5 | 27 | 0 | |

CAREER SINGLE GAME HIGHS

Receptions: 2 (11/21/10) @ PIT

Receiving Yards: 32 (10/24/10) @ DEN

Longest Reception: 32 (10/24/10) @ DEN

Punt Returns: 6, twice, last (11/7/10) vs. KC

Punt Return Yards: 47, twice, last (12/19/10) vs. DEN

Longest Punt Return: 46 (10/10/10) vs. SD

Kick Returns: 1, twice, last (12/19/10) vs. DEN

Kick Return Yards: 27 (12/19/10) vs. DEN

Longest Kick Return: 27 (12/19/10) vs. DEN



MIKE MITCHELL

BORN: 6/10/87

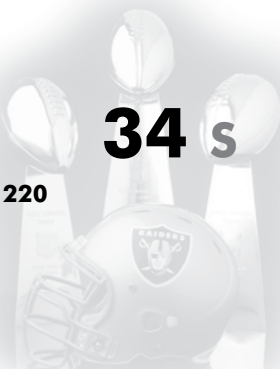
6-1 220

RAIDERS: 3

NFL: 3

COLLEGE: OHIO

Raiders 2nd round pick in 2009.



PRO: Hard-hitting safety saw increased action during second pro season....Has played in 32 games with three starts in two seasons with the Silver and Black...**2010:** Saw action in all 16 games with three starts...Totaled 51 tackles (41 solo), one interception, five passes defended, one forced fumble and two fumble recoveries...(9/12) @ TEN: Recorded one solo tackle...(9/26) @ AZ: Made first career start...Posted two tackles (one)...(10/3) vs. HOU: Recorded three solo tackles...(10/10) vs. SD: Registered three solo tackles...Recovered a second quarter fumble at the Raiders one-yard line to halt a potential scoring drive...Had a pass defended...(10/17) @ SF: Recorded four tackles (two) and a pass defended...(10/24) @ DEN: Started at SS...Totaled five tackles (four) and one pass defended...Forced a second quarter fumble in Denver territory that set up a Raider touchdown...(11/7) vs. KC: Established a career high with seven tackles (six) and contributed a pass defended...(11/21) @ PIT: Had four tackles (three)...(11/28) vs. MIA: Logged four solo tackles...(12/5) @ SD: Posted four solo tackles...(12/12) @ JAX: Recorded first career interception on a tipped pass in the second quarter...Credited with two solo tackles and a pass defended...(12/19) vs. DEN: Had two solo stops...(12/26) vs. IND: Started at S...Recorded six tackles (five)...Recovered a fumble...**2009:** Played in all 16 games at SS and on special teams...Totaled 16 tackles (11), 1.5 sacks and two fumble recoveries...(9/14) vs. SD: Made NFL debut, playing on special teams...Recorded a special teams tackle...(9/20) @ KC: Recovered a fumble on special teams...(9/27) vs. DEN: Had three solo tackles on defense...Recovered a fumble in Denver territory...(10/4) @ HOU: Had one solo tackle...(10/11) @ NYG: Assisted on a tackle...(11/1) @ SD: Made one solo tackle on special teams...(11/22) vs. CIN: Had one solo stop...

(12/6) @ PIT: Assisted on two tackles...(12/13) vs. WAS: Recorded first career sack, dropping QB for a 13-yard loss...Credited with one tackle...(12/20) @ DEN: Made one special teams tackle...(12/27) @ CLE: Registered three total tackles...(1/3/10) vs. BAL: Combined with S Michael Huff for a half-sack, dropping QB for a 3.5-yard loss...Selected by the Raiders in the second round (47th overall) of the 2009 NFL Draft.

COLLEGE: A four-year letterwinner at Ohio University...Played in 11 games as a senior...Ranked fourth on the team in tackles (62), including 36 solo...Led the team in interceptions with three for 61 yards...Recorded 4.5 tackles behind the line of scrimmage for 13 yards in losses, including a half-sack...Forced two fumbles...Broke up five passes to rank second on the team...Had nine tackles in a win over Akron...Made seven tackles and had an interception return for 18 yards in a win over Miami (Ohio)...Recorded two interceptions at Northwestern...Finished his career tied for eighth in interception return yardage (140)...Played in 11 games as a junior...Third on Ohio in tackles (74), including a team-high 47 solo...Shared team lead in interceptions (two) for a total of 49 yards...Recorded four tackles behind the line of scrimmage for 22 yards lost, including 1.5 sacks...Forced and recovered one fumble...Broke up four passes...Recorded career highs for total tackles (14) and interceptions (two) against Wyoming...Against Kent State, set career highs for assisted tackles (seven) and tackles for a loss with 1.5...As a sophomore, played in all 14 games, starting the final eight...Tied for fourth on the team with 55 tackles...Registered a career-best five tackles for a loss, including his first sack...Intercepted two passes and broke up two...Forced one fumble...Had more than five tackles seven times...Had a season-high seven stops against Western Michigan...Made his first career interception at Eastern Michigan that set up the Bobcats game-winning touchdown...Recorded six tackles and intercepted a pass in the end zone in the MAC Championship Game...Saw action in nine games at safety as a true freshman...Ended the season with 21 tackles, two passes defended and one forced fumble...Made college debut against Pittsburgh...Recorded the first tackles of his career at Bowling Green with five, including his first tackle for a loss...Had a career-high eight tackles and forced his first career fumble against Toledo...Political Science major.

PERSONAL: Lettered three times at Highlands (Ft. Thomas, Ky.) High School...Made 87 tackles as a senior...Forced three fumbles and recovered two...Scored one defensive touchdown in 2004...Twice named a Northern Kentucky All-Star...Honorable mention all-state as a senior...Led the Bluebirds to the 2004 state title...Member of the Future Business Leaders of America and the Fellowship of Christian Athletes.

| YEAR | TEAM | GP | GS | SACKS | YDS | INT | YDS | FF | FR | PD |
|-------------------|------|-----------|----------|------------|-------------|----------|----------|----------|----------|----------|
| 2009 | OAK | 16 | 0 | 1.5 | 16.5 | 0 | 0 | 0 | 2 | 0 |
| 2010 | OAK | 16 | 3 | 0.0 | 0.0 | 1 | 0 | 1 | 2 | 5 |
| NFL TOTALS | | 32 | 3 | 1.5 | 16.5 | 1 | 0 | 1 | 4 | 5 |

CAREER SINGLE GAME HIGHS

Tackles: 7 (11/7/10) vs. KC

Interceptions: 1 (12/12/10) @ JAX

Sacks: 1 (12/13/09) vs. WAS

Forced Fumbles: 1 (10/24/10) @ DEN

Fumble Recoveries: 1, four times, last (12/26/10) vs. IND

Passes Defensed: 1, five times, last (12/12/10) @ JAX



JARVIS MOSS

94 DE

BORN: 8/3/84

6-7 260

RAIDERS: 2

NFL: 5

COLLEGE: FLORIDA

Denver, 2007-10.

Signed by Raiders as free agent in November 2010.

PRO: Former first round draft pick joined Raiders during 2010 season...Has played in 39 league games including five with the Silver and Black...Career totals include 32 tackles (23 solo), 4.5 sacks for losses totaling 26 yards, one pass defended and one forced fumble...**2010:** Saw action in 14 games with the Broncos (nine) and Raiders (five)...Posted eight total tackles (four) and one sack...Signed by Raiders on 11/24...(9/19) vs. SEA: Notched two tackles (one)...Had a tackle for loss...(10/10) @ BAL: Posted a special teams tackle...(11/14) vs. KC: Recorded two solo stops...(12/5) @ SD: Made Raiders debut, seeing action on special teams and at DE...(1/2/11) @ KC: Assisted on three tackles...Recorded a sack, dropping QB for a loss of six yards...**2009:** Played in seven games...(11/22) vs. SD: Recorded first career pass defended...**2008:** Played in 12 games...Recorded 12 tackles (10) and 2.5 sacks for losses totaling 13 yards...(10/20) @ NE: Recorded three tackles (one)...Credited with a half-sack on "Monday Night Football"...(11/2) vs. MIA: Tied career high with four solo tackles and established career best with two sacks for losses totaling nine yards...**2007:** Saw action in six games with one start as a rookie before being placed on Injured Reserve on 11/6...(9/9) @ BUF: Made NFL debut...Posted four tackles (three)...(9/16) vs. OAK: Recorded first career sack for a seven-yard loss...Had two solo tackles...Added a forced fumble...(9/23) vs. JAX: Recorded three tackles (two)...(9/30) @ IND: Made first career start at DT...Selected by the Broncos in the first round (17th overall) of the 2007 NFL Draft.

COLLEGE: Played in 26 career games with 13 starts at Florida...Totaled 87 tackles (64 solo), 15 sacks (114 yds.), six pass breakups, five forced fumbles and one fumble recovery...Started all 13 games played as a junior, totaling 7.5 sacks (60 yds.) and 56 tackles (42) for a Florida team that won the Southeastern Conference Championship Game and the BCS National Championship Game...Posted two sacks and one forced fumble in the Gators' national championship win against Ohio State...Received SEC Player of the Week accolades in consecutive weeks for his defensive efforts against Vanderbilt and his work on special teams (two blocked kicks) against South Carolina as a junior...Named Florida's Most Outstanding Defensive Lineman following his junior campaign...Led the Gators with 7.5 sacks (54 yds.) as a sophomore...Sociology major.

PERSONAL: A Parade All-American and a USA Today first-team All-American as a senior at Ryan (Denton, Texas) High School...Ranked as the top strongside defensive end in the nation, the No. 25 overall prospect in the nation and the No. 1 defensive player in Texas by Rivals.com... Received SuperPrep All-America honors as a senior and was named to its Elite 50 Team...Helped team to three consecutive Class 4A state championship games, winning titles as a junior and senior on teams that had combined for a 30-1 record...Registered 81 tackles (29 for losses) and 12 sacks as a senior despite missing seven games due to a pelvic injury...Had 122 tackles (52 for losses) and 28 sacks as a junior to help Ryan post the first perfect record (15-0) in school history.

| YEAR | TEAM | GP | GS | SACKS | YDS | INT | YDS | FF | FR | PD |
|-------------------|---------|-----------|----------|------------|-------------|----------|----------|----------|----------|----------|
| 2007 | DEN | 6 | 1 | 1.0 | 7.0 | 0 | 0 | 1 | 0 | 0 |
| 2008 | DEN | 12 | 0 | 2.5 | 13.0 | 0 | 0 | 0 | 0 | 0 |
| 2009 | DEN | 7 | 0 | 0.0 | 0.0 | 0 | 0 | 0 | 0 | 1 |
| 2010 | DEN/OAK | 14 | 0 | 1.0 | 6.0 | 0 | 0 | 0 | 0 | 0 |
| NFL TOTALS | | 39 | 1 | 4.5 | 26.0 | 0 | 0 | 1 | 0 | 1 |

CAREER SINGLE GAME HIGHS

Tackles: 4, twice, last (11/2/08) vs. MIA

Sacks: 2 (11/2/08) vs. MIA

Forced Fumbles: 1 (9/16/07) vs. OAK

Passes Defensed: 1 (11/22/09) vs. SD

(all with Denver)



LOUIS MURPHY

BORN: 5/11/87

6-2 200

RAIDERS: 3

NFL: 3

COLLEGE: FLORIDA

Raiders 4th round pick in 2009.

18 WR

PRO: Physical receiver has led all current Raider wideouts with 75 receptions in two seasons... Has played in 30 NFL games with 18 starts... Career totals include 75 receptions for 1,130 yards and six touchdowns... **2010:** Set career highs with 41 receptions for 609 yards despite missing two games due to injury... Saw action in 14 games with nine starts... Inactive 10/31-11/7... (9/12) @ TEN: Had four receptions for 28 yards... (9/19) vs. STL: Matched a career high with six receptions for 91 yards... Scored on a four-yard touchdown pass... (9/26) @ AZ: Posted second career 100-yard receiving game, hauling in five passes for 119 yards... Had receptions of 42 and 70 yards... (10/3) vs. HOU: Had one catch for five yards... (10/10) vs. SD: Recorded two catches for 61 yards... Had a 58-yard reception that helped set up a third quarter touchdown... (10/17) @ SF: Gained a career-high 43 yards on a reverse... Added a four-yard catch... (11/21) @ PIT: Returned to the starting lineup after missing two games due to injury... Produced three receptions for 25 yards... (11/28) vs. MIA: Had four catches for 73 yards... (12/5) @ SD: Posted two receptions for 36 yards... (12/12) @ JAX: Matched a career high with six receptions for 59 yards and a touchdown... Scored on an eight-yard pass from QB Jason Campbell in the second quarter... (12/19) vs. DEN: Had one reception for 19 yards... (12/26) vs. IND: Posted two catches for 36 yards... (1/2/11) @ KC: Had two receptions for 29 yards... **2009:** Played in all 16 games with nine starts... Ranked second on the team with 34 receptions for 521 yards and a team-high four touchdowns... Also rushed six times for 31 yards... Ranked 10th among NFL rookie receivers with a 15.3 average per reception... (9/14) vs. SD: Made NFL debut, starting at WR... Along with WR Darrius Heyward-Bey, became the first rookie receiver duo to start in the NFL since 2000 and just the third since 1977... Hauled in four passes for 87 yards... Caught a 57-yard touchdown pass in the fourth quarter... (9/20) @ KC: Had two receptions for 26 yards... (9/27) vs. DEN: Had two receptions for 25 yards... (10/4) @ HOU: Registered three receptions for 34 yards... (10/11) @ NYG: Had one catch for two yards... (10/18) vs. PHI: Started at WR... (10/25) vs. NYJ: Hauled in four passes for 58 yards... Had a 28-yard reception... (11/1) @ SD: Rushed once for 12 yards... (11/22) vs. CIN: Scored 29-yard touchdown on a pass to help tie the game with just 33 seconds left in regulation... (11/26) @ DAL: Had two receptions for 22 yards... (12/6) @ PIT: Posted his first 100-yard receiving game, hauling in four passes for 128 yards and two touchdowns... Scored first touchdown on a 75-yard pass in the fourth quarter... Reception marked the longest of the season by a rookie receiver in the NFL... Second touchdown came on an 11-yard pass that proved to be the game-winning score... (12/13) vs. WAS: Started at WR... Had one reception for eight yards... Carried the ball twice for nine yards... (12/20) @ DEN: Recorded two catches for 21 yards... (12/27) @ CLE: Had two receptions for 22 yards... (1/3/10) vs. BAL: Hauled in a season-high six passes for 59 yards... Also rushed twice for 17 yards... Selected by the Raiders in the fourth round (124th overall) of the 2009 NFL Draft.

COLLEGE: Played in 48 games with 26 starts and was on two national championship teams at Florida... Totaled 1,245 yards and 13 touchdowns on 77 receptions... Had a career long grab of 66 yards, Florida's longest pass play in 2007... Selected as a team captain his senior year and started every game... Extended his streak of consecutive games with a reception to 27 in

the Gators BCS National Championship Game win...Led the team in receiving yards (655) and ranked second in receptions (38) and average receiving yards per game (46.8)...Averaged 17.2 yards per catch, tied for fourth-best in the SEC...Scored his final touchdown as a Gator on a 20-yard pass in the first quarter of the BCS National Championship Game...Surpassed the 1,000 career-receiving yards mark with 54 yards in the victory over South Carolina...Three of his five touchdowns vs. Arkansas were for 15 yards or more and collected 70 total yards receiving in Florida's road victory...Notched his first TD of 2008 with a 48-yard reception against Miami...Saw action in all 13 games as a junior, making 10 starts...Ranked third on the team with 37 receptions and 548 yards...The only Gator receiver to have at least one reception in all 13 games during the year...Caught UF's longest pass of the year, a 66-yard touchdown against Kentucky...Had five touchdowns and averaged 14.8 yards per catch...Had a career-high 91 yards on four catches against the Wildcats secondary...Registered a five-game streak of at least three receptions...Scored in consecutive games for the first time in his career, catching touchdowns against Georgia and Kentucky...Reeled in a personal-best six grabs against Troy...Had a career-long 12-yard run on an end around against Florida Atlantic...Had a career-high two touchdowns and catches of 14 and 32 yards before halftime against Florida State...Had two receptions for 42 yards as a sophomore...Made the second start of his Florida career vs. Florida State...Enjoyed best game of the season against LSU, catching a 35-yard TD pass for his first career reception and added a seven-yard catch...Made his season debut in Florida's win at Tennessee...Played in the final nine games of the season as a freshman, mainly on special teams and five wideout sets...Recreation Event Management major.

PERSONAL: Three-year letterwinner, three-year starter and captain at Lakewood (St. Petersburg, Fla.) High School...Caught 26 passes for 520 yards and three touchdowns as a senior...Also returned one kick and one punt for touchdowns...As a junior, played option quarterback in a winged-T offense, but moved to wide receiver for his senior year...Ranked as the 47th-best wide receiver prospect in the nation by Scout.com and 37th by Rivals.com...Two-time offensive MVP and also named special teams MVP...Ran as the anchor on a 4x400 relay on Lakewood's track team, winning the state championship as a sophomore...Also played basketball at power forward.

| YEAR | TEAM | RECEIVING | | | | | | | RUSHING | | | | |
|-------------------|------|-----------|-----------|-----------|--------------|-------------|-----------|----------|----------|-----------|-------------|-----------|----------|
| | | GP | GS | NO | YDS | AVG | LG | TD | ATT | YDS | AVG | LG | TD |
| 2009 | OAK | 16 | 9 | 34 | 521 | 15.3 | 75 | 4 | 6 | 31 | 5.2 | 13 | 0 |
| 2010 | OAK | 14 | 9 | 41 | 609 | 14.9 | 70 | 2 | 1 | 43 | 43.0 | 43 | 0 |
| NFL TOTALS | | 30 | 18 | 75 | 1,130 | 15.1 | 75 | 6 | 7 | 74 | 10.6 | 43 | 0 |

CAREER SINGLE GAME HIGHS

Receptions: 6, three times, last (12/12/10) @ JAX

Receiving Yards: 128 (12/6/09) @ PIT

Receiving Touchdowns: 2 (12/6/09) @ PIT

Longest Reception: 75 (12/6/09) @ PIT

Rushing Attempts: 2, twice, last (1/3/10) vs. BAL

Rushing Yards: 43 (10/17/10) @ SF

Longest Rush: 43 (10/17/10) @ SF



BRANDON MYERS

83 TE

BORN: 9/4/85

6-4 250

RAIDERS: 3

NFL: 3

COLLEGE: IOWA

Raiders 6th round pick in 2009.

PRO: Versatile tight end has contributed on offense and special teams in two seasons with the Silver and Black...Has played in 26 NFL games with five starts...Totals include 16 career receptions for 99 yards...**2010:** Played in 15 games with three starts at TE...Had 12 receptions for 80 yards...Added two tackles on special teams...(9/12) @ TEN: Had one reception for five yards...(9/26) @ AZ: Recorded a four-yard reception...(10/10) vs. SD: Blocked a first quarter punt that was recovered by Raiders and returned for a touchdown...Added a 12-yard reception...(10/17) @ SF: Started at TE...(11/7) vs. KC: Started at TE...Set a career high with three receptions for 20 yards...(11/21) @ PIT: Matched his career best with three receptions for 28 yards...(12/12) @ JAX: Started at TE...(12/26) vs. IND: Had one catch for four yards...(1/2/11) @ KC: Had one reception for seven yards... **2009:** Saw action in 11 games with two starts...Totaled four receptions for 19 yards...Had six tackles, one forced fumble and one fumble recovery on special teams...Inactive from 9/14-10/4...(10/11) @ NYG: Made NFL debut, playing on special teams...(10/18) vs. PHI: Assisted on a special teams tackle...(11/1) @ SD: Made first career start at TE...Recorded two receptions for seven yards...(11/15) vs. KC: Posted a solo tackle on special teams...(11/22) vs. CIN: Forced and recovered a fumble on a fourth quarter kickoff, leading to K Sebastian Janikowski's 33-yard game-winning field goal...(12/6) @ PIT: Had a solo tackle on special teams...(12/13) vs. WAS: Recorded one reception for six yards...Made one special teams tackle...(12/20) @ DEN: Made second career start at TE...Hauled in one pass for six yards...Selected by the Raiders in the sixth round (202nd overall) of the 2009 NFL Draft.

COLLEGE: Four-year letterwinner at Iowa...Totaled 56 receptions for 665 yards and nine touchdowns...Averaged 11.9 yards per catch...Named first team All-Big Ten by conference coaches as a senior...Third on the team in receptions (34) and yards (441) and tied for team lead with four touchdown receptions...Led team with four receptions for 47 yards vs. Maine, with a long of 17 yards and a touchdown...Had three receptions for career-best 60 yards vs. FIU, including a career-long 23-yard touchdown catch...Also had career-best 28-yard reception...Had four receptions for 42 yards against Penn State with a long of 18...Started at tight end at Minnesota and helped Iowa amass 483 yards of total offense...Had four receptions for 46 yards, including a three-yard touchdown reception...Led Iowa receivers with four catches for 49 yards vs. South Carolina in the Outback Bowl...Had 21 receptions for 208 yards and a career-high five touchdowns as a junior...Had three receptions for 44 yards against Indiana, including a 10-yard touchdown catch...Started at tight end in a win over 18th-ranked Illinois, helping offense rush for 141 yards and gain 323 yards total offense...Contributed three receptions for 38 yards against the Illini, including a 20-yard scoring reception in the third quarter for the only touchdown in a 10-6 win...Collected two receptions for 28 yards and one touchdown vs. Minnesota...Grabbed a deflected pass for an eight-yard scoring catch to give Iowa a 7-0 first quarter lead and added a 20-yard reception in the second half...Had career bests in receptions (six) and yards (59) vs. Western Michigan, including a three-yard touchdown reception...Saw action in three games as a sophomore...Contributed three special teams tackles...Had one reception for 16 yards as a freshman...First catch came in a win over Ball State...Collected six special teams tackles...Saw action in Outback Bowl against Florida, returning a kickoff for six yards and assisting on a special teams tackle...Health and Sport Studies major.

PERSONAL: Class 2A first team all-state selection by the Des Moines Register at Prairie City-Monroe (Prairie City, Iowa) High School...Also a first team all-conference and all-state player as a junior...Ended prep career holding nine Prairie City-Monroe records, including receptions in a

season (33) and career (82); touchdowns in a game (five), season (19) and career (29); points in a game (30), season (116) and career (186) and rushing touchdowns in a game (five)...Recorded 992 career rushing yards and 1,237 career receiving yards...Averaged 10.6 yards per carry as a senior while rushing for 932 yards and 15 touchdowns...Member of prep basketball team that posted a 27-0 season record during his senior year, winning Class 2A state championship...Named to Class 2A all-state first team by the Des Moines Register...Helped team advance to state basketball tournament in four consecutive seasons.


| YEAR | TEAM | GP | GS | NO | YDS | AVG | LG | TD |
|-------------------|------|-----------|----------|-----------|-----------|------------|-----------|----------|
| 2009 | OAK | 11 | 2 | 4 | 19 | 4.8 | 6 | 0 |
| 2010 | OAK | 15 | 3 | 12 | 80 | 6.7 | 16 | 0 |
| NFL TOTALS | | 26 | 5 | 16 | 99 | 6.2 | 16 | 0 |

CAREER SINGLE GAME HIGHS

Receptions: 3, twice, last (11/21/10) @ PIT

Receiving Yards: 28 (11/21/10) @ PIT

Longest Reception: 16 (11/21/10) @ PIT



GLENN PAKULAK

BORN: 4/9/80

6-2 220

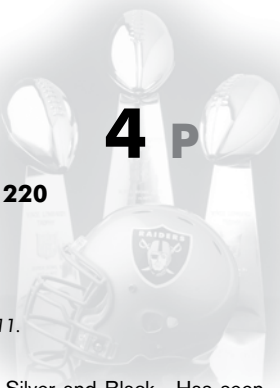
RAIDERS: 1

NFL: 3

COLLEGE: KENTUCKY

New Orleans, 2008; Washington, 2009.

Rejoined Raiders as a free agent in January 2011.



PRO: Punter with NFL experience returns for third stint with the Silver and Black...Has seen regular season action with both New Orleans and Washington...Career totals include 37 punts for 1,339 yards (44.4 avg)...In training camp with the Raiders in both 2006 and 2008...**2010:** In training camp with the San Diego Chargers...**2009:** In training camp with the New York Jets...Signed to Redskins practice squad on 10/6 and to active roster on 10/10...Played in two games for the Redskins, totaling 13 punts for 498 yards (38.3)...(10/11) @ CAR: Had five punts for 212 yards (42.2)...Posted a 57-yard punt...(10/18) vs. KC: Punted a career-high eight times for 286 yards (35.8)...Had three punts inside the 20...**2008:** In training camp with the Raiders after being waived by Chicago...Signed by New Orleans on 10/29...Played in eight games, totaling 24 punts for 1,144 yards (47.7) with a long punt of 70 yards...(11/9) @ ATL: Made NFL debut...Punted three times for 145 yards (48.3)...(11/16) @ KC: Had two punts for 97 yards (48.5)...(11/24) vs. GB: Punted three times for 132 yards (44.0)...(11/30) @ TB: Set a then-career high with five punts for 247 yards (49.4)...Booted a career-long 70-yard punt...(12/7) vs. ATL: Had three punts for 152 yards (50.7)...Had one punt inside the 20...(12/11) @ CHI: Recorded five punts for 207 yards (41.4)...Placed two punts inside the 20...(12/28) vs. CAR: Punted three times for 164 yards (54.7)...Average per punt marked a career high...**2007:** In training camp with the Tennessee Titans...Signed to Titans practice squad on 9/21...Assigned to NFL Europa by Tennessee...Ranked second in NFLEL with 45 punts for 1,938 yards (43.1) as a member of the Amsterdam Admirals...**2006:** In training camp with the Raiders...Allocated to NFL Europe by Oakland...Punted 34 times for 1,430 yards (42.1) for Amsterdam...**2004:** In training camp with the Atlanta Falcons...**2003:** In training camp with the Pittsburgh Steelers...Signed by the Seahawks as an undrafted rookie free agent.

COLLEGE: Played three years at Kentucky...As a senior, broke the Wildcat punting record by averaging 45.6 yards per attempt, ranking first in the Southeastern Conference and third in the nation...Received the Mosi Tatupu Award, presented to the nation's top senior special teams

performer...Was a finalist for the Ray Guy Award, presented to the nation's best punter...First team All-SEC and third team All-American by the Associated Press...As a junior, led the SEC and ranked sixth in the nation with a 44.5-yard average per punt...Booted a 69-yard punt against Georgia, the eighth-longest punt in program history...Had three games in which the opposition had zero return yards on punts...As a sophomore, punted the final three games of the season against Mississippi State, Vanderbilt, and Tennessee, averaging 37.8 yards per punt...Punted a season-long 47-yarder against the Volunteers...As a redshirt freshman, punted for the Kentucky junior varsity team...Majored in Kinesiology.

PERSONAL: Attended East (Lapeer, Mich.) High School...A two-year starter as a punter, kicker, linebacker, and wide receiver...Averaged over 40 yards per punt and also caught 10 touchdown passes...First team all-area and all-league punter, kicker, and receiver, and second-team all-area linebacker...Three year letterman in baseball and basketball...Received the East High School Scholar Student Award.

| PUNTING | | | | | | | | | | | | |
|------------|------|----|----|-------|------|-----|-----|------|----|-------|----|----|
| YEAR | TEAM | G | NO | YDS | AVG | RET | YDS | NET | TB | IN 20 | LG | BK |
| 2008 | NO | 8 | 24 | 1,144 | 47.7 | 18 | 197 | 37.8 | 2 | 3 | 70 | 0 |
| 2009 | WAS | 2 | 13 | 498 | 38.3 | 7 | 46 | 33.2 | 1 | 4 | 57 | 0 |
| 2010 | DNP | - | - | - | - | - | - | - | - | - | - | - |
| NFL TOTALS | | 10 | 37 | 1,339 | 44.4 | 25 | 243 | 36.2 | 3 | 7 | 70 | 0 |

CAREER SINGLE GAME HIGHS

Punts: 8 (10/18/09) vs. KC**

Punting Yards: 286 (10/18/09) vs. KC**

Longest Punt: 70 (11/30/08) @ TB*

Punts Inside 20-yard line: 3 (10/18/09) vs. KC**

* — with New Orleans

** — with Washington



JOE PORTER

BORN: 11/27/85

5-10 205

RAIDERS: 1

NFL: 2

COLLEGE: RUTGERS

Green Bay, 2008; Las Vegas (UFL), 2009.

Signed by Raiders as a free agent in June 2010.

28 CB

PRO: Defensive back with outstanding speed spent 2010 season on Raiders practice squad...**2010:** In training camp with Oakland...Signed to the practice squad on 9/5...**2009:** In training camp with the Green Bay Packers...Spent time on the Cleveland Browns practice squad...Played with the Las Vegas Locomotives of the United Football League (UFL)...**2008:** Played in one game with the Packers...Signed to the active roster from the practice squad on 12/1...(12/22) @ CHI: Made NFL debut...Saw action on special teams...**2007:** In training camp with the New Orleans Saints...Signed to the Packers practice squad on 11/25...Signed by the Saints as an undrafted rookie free agent.

COLLEGE: A four-year letterwinner at Rutgers...Played in 44 career games, totaling 94 tackles, five interceptions and 13 passes defended...Ranked second on the team with seven passes defended as a junior...Started 11 games as a sophomore and ranked second in the Big East Conference with five interceptions...Finished third on the team with 55 tackles...Also ran track, setting the school record in the 200-meters...Won the Big East indoor and outdoor titles in the 200-meters...A member of the Rutgers 4x200 relay team that set a national indoor record...Sociology major.

PERSONAL: Attended Franklin (N.J.) High School...Named first team All-Somerset County at wide receiver by the Star-Ledger...As a senior, had 37 receptions for 549 yards and seven touchdowns and rushed for 128 yards and two touchdowns on 31 carries...Also recorded 56 tackles, two sacks and an interception on defense as a senior...Lettered four years in track... Has a twin brother that participated in the Olympic trials for the 100-meters and the 110-meter high hurdles.



LOUIS RANKIN

30 RB

BORN: 5/4/85

6-1 205

RAIDERS: 2

NFL: 3

COLLEGE: WASHINGTON

Oakland, 2008-09; Seattle, 2009.

Rejoined Raiders as a free agent in January 2011.

PRO: Talented running back and kick returner is in second stint with Raiders...Saw regular season action with both Oakland and Seattle in 2009...**2010:** In training camp with the Seahawks...**2009:** Saw action in nine regular season games with the Raiders (two) and Seahawks (seven)...Earned a roster spot out of training camp with Oakland and served as kick returner for two games...Totaled six returns for 108 yards (18.0 avg.)...(9/14) vs. SD: Made NFL debut on "Monday Night Football"...Had four returns for 67 yards...(9/20) @ KC: Returned two kickoffs for 41 yards (20.5)...Signed to Seattle practice squad on 9/29 and to active roster on 10/27...(11/8) vs. DET: Made Seahawks debut...Returned three kicks for 82 yards...Posted a career-long 41-yard return...(11/15) @ AZ: Had two returns for 20 yards...Had first career rushing attempts, totaling 24 yards on three carries including a 12-yard run...Also had three receptions for 24 yards...(11/22) @ MIN: Returned two kickoffs for 21 yards...(11/29) @ STL: Returned one kickoff for 26 yards...Had a career-high five carries for 12 yards...(12/6) vs. SF: Had two returns for 18 yards (9.0)...Posted one reception for seven yards...(12/27) @ GB: Returned four kickoffs for 79 yards (4.8)...Had a long return of 30 yards...(1/3/10) vs. TEN: Returned two kickoffs for 25 yards (12.5)...**2008:** In training camp with Raiders...Signed to active roster from practice squad on 12/13...Inactive for final three games of the season...Signed by the Raiders as an undrafted rookie free agent.

COLLEGE: Played four years at Washington...Saw action in 40 career games, totaling 2,480 rushing yards with 11 touchdowns and averaging 5.1 yards per carry...Also produced 255 receiving yards and two touchdowns...As a senior in 2007, totaled 1,294 yards which ranks fifth in the Husky record books...Named to All-Pac-10 second team...Became first 1,000-yard rusher at Washington since 1997...Named team MVP...Third Washington running back to have two 200-yard games in a career...Ranked second in Pac-10 in all purpose yards and second in Washington history with 2,396 yards...Led team with 666 rushing yards on 142 carries as a junior...Tied for team lead with four rushing touchdowns...Opened the year rushing for 145 yards and two touchdowns on just 10 carries against San Jose State...Scored on a 77-yard touchdown run against Washington State...Started seven games as a sophomore...Rushed for 112 yards in first collegiate start against Air Force...American Ethnic Studies major.

PERSONAL: Scored 41 touchdowns as a senior at Lincoln (Stockton, Calif.) High School...Touchdown total marked the most in school history, ranked second in California and fifth all-time in the San Joaquin Section...Added 2,245 rushing yards as a senior...First team all-state selection by CalHi Sports...One of 10 finalists for the Cal-Hi Sports California Mr. Football player of the year award...Named to SuperPrep's All-West Region Team...Also a member of Lincoln's basketball and track teams...Uncle is former NFL receiver and two-time Pro Bowler Webster Slaughter.

| RUSHING | | | | | | | | | | | | | | RECEIVING | | | |
|------------|---------|----|----|-----|-----|-----|----|----|----|-----|-----|----|----|-----------|--|--|--|
| YEAR | TEAM | GP | GS | ATT | YDS | AVG | LG | TD | NO | YDS | AVG | LG | TD | | | | |
| 2008 | OAK | 0 | 0 | 0 | 0 | 0.0 | 0 | 0 | 0 | 0 | 0.0 | 0 | 0 | | | | |
| 2009 | OAK/SEA | 9 | 0 | 8 | 36 | 4.5 | 12 | 0 | 5 | 33 | 6.6 | 14 | 0 | | | | |
| 2010 | DNP | - | - | - | - | - | - | - | - | - | - | - | - | | | | |
| NFL TOTALS | | 9 | 0 | 8 | 36 | 4.5 | 12 | 0 | 5 | 33 | 6.6 | 14 | 0 | | | | |

| KICKOFF RETURNS | | | | | | |
|-----------------|---------|----|-----|------|----|----|
| YEAR | TEAM | NO | YDS | AVG | LG | TD |
| 2008 | OAK | 0 | 0 | 0.0 | - | 0 |
| 2009 | OAK/SEA | 22 | 466 | 21.2 | 41 | 0 |
| 2010 | DNP | - | - | - | - | - |
| NFL TOTALS | | 22 | 466 | 21.2 | 41 | 0 |

CAREER SINGLE GAME HIGHS

Rushing Attempts: 5 (11/29/09) @ STL**

Rushing Yards: 24 (11/15/09) @ AZ**

Longest Rush: 12 (11/15/09) @ AZ**

Receptions: 3 (11/15/09) @ AZ**

Receiving Yards: 24 (11/15/09) @ AZ**

Longest Reception: 14 (11/15/09) @ AZ**

Kick Returns: 4, twice, last (12/27/09) @ GB**

Kick Return Yards: 67 (9/14/09) vs. SD*

Longest Kick Return: 41 (11/8/09) vs. DET**

* — with Oakland

** — with Seattle



MARCEL REECE

BORN: 6/23/85

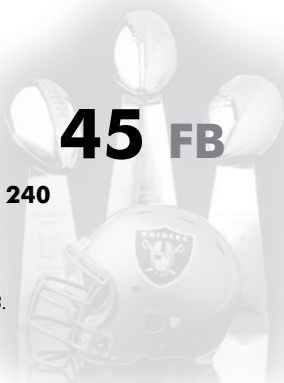
6-3 240

RAIDERS: 3

NFL: 3

COLLEGE: WASHINGTON

Signed by Raiders as a free agent in May 2008.



PRO: Playmaking fullback enjoyed a breakout season in his first full year on an NFL roster...**2010:** Played in 16 games with 10 starts...Tied for fifth on the team with 25 receptions for 333 yards (13.3 avg.) and three touchdowns...Rushed 30 times for 122 yards (4.1) with one touchdown...Set a Raiders season-high with a 73-yard touchdown reception (12/19) vs. DEN...(9/12) @ TEN: Made first career start at FB...(9/19) vs. STL: Had first three career carries for nine yards...Added two receptions for 21 yards including a 19-yard catch...(9/26) @ AZ: Rushed once for two yards...Had two receptions for two yards...(10/3) vs. HOU: Scored first career touchdown on a 13-yard reception...Also rushed twice for seven yards...(10/10) vs. SD: Had two receptions for seven yards...(10/17) @ SF: Rushed once for two yards...(10/24) @ DEN: Set career highs with seven carries for 39 yards (5.6) and a touchdown...Scored his first career rushing touchdown on a one-yard run in the third quarter...Added a 19-yard reception...(10/31) vs. SEA: Established a career high with 90 receiving yards on three catches...Scored on a 30-yard touchdown pass from QB Jason Campbell in the second quarter...Added a 51-yard catch-and-run in the third quarter...Also rushed twice for 32 yards...Had a career-long 31-yard run in the fourth quarter to set up a Raiders touchdown...(11/7) vs. KC: Rushed once for four yards...Had two receptions for eight yards...(11/21) @ PIT: Had one rush for two yards...(11/28) vs. MIA: Made

one reception for two yards...(12/5) @ SD: Totaled three receptions for 42 yards (14.0)...Had a 22-yard reception...Also rushed once for five yards...(12/12) @ JAX: Set a career high with four receptions for 48 yards (12.0)...Had two carries for three yards...(12/19) vs. DEN: Had a career-long 73-yard touchdown reception in the fourth quarter...Totaled 79 yards on two catches...Added nine yards on three carries...(12/26) vs. IND: Rushed three times for six yards...Had two receptions for two yards...(1/2/11) @ KC: Had two carries for four yards...**2009:** Spent majority of 2009 season on the practice squad...Signed to the active roster on 12/25...Caught two passes for 20 yards in two games...Also returned three kickoffs for 58 yards...(12/27) @ CLE: Made NFL debut at FB and on special teams...Had first career reception for a nine yard gain in the fourth quarter...Returned two kickoffs for 46 yards...(1/3/10) vs. BAL: Registered one reception for 11 yards...Returned one kickoff for 12 yards...**2008:** Spent most of 2008 season on the practice squad...Signed to active roster on 12/26...(12/28) @ TB: Inactive for the season finale...Signed by the Raiders as an undrafted rookie free agent.

COLLEGE: Had 48 receptions for 980 yards and nine touchdowns as a wide receiver at Washington...Started all 13 games as a senior and earned a team award for most improved offensive player...Set Washington record for longest play from scrimmage with a 98-yard touchdown reception vs. Arizona...Finished season with 39 receptions for 761 yards and eight touchdowns...At El Camino Community College, helped lead Warriors to 11-1 record and trip to California state semifinals...American Studies major.

PERSONAL: Attended Hesperia (Calif.) High School...First team all-league performer in football, basketball and track...Had 41 receptions for 989 yards and 11 touchdowns in his senior season.

| RUSHING | | | | | | | | | RECEIVING | | | | |
|------------|------|----|----|-----|-----|-----|----|----|-----------|-----|------|----|----|
| YEAR | TEAM | GP | GS | ATT | YDS | AVG | LG | TD | NO | YDS | AVG | LG | TD |
| 2008 | OAK | - | - | - | - | - | - | - | - | - | - | - | - |
| 2009 | OAK | 2 | 0 | 0 | 0 | 0.0 | 0 | 0 | 2 | 20 | 10.0 | 11 | 0 |
| 2010 | OAK | 16 | 10 | 30 | 122 | 4.1 | 31 | 1 | 25 | 333 | 13.3 | 73 | 3 |
| NFL TOTALS | | 18 | 10 | 30 | 122 | 4.1 | 31 | 1 | 27 | 353 | 13.1 | 73 | 3 |

| KICKOFF RETURNS | | | | | | |
|-----------------|------|----|-----|------|----|----|
| YEAR | TEAM | NO | YDS | AVG | LG | TD |
| 2008 | OAK | - | - | - | - | - |
| 2009 | OAK | 3 | 58 | 19.3 | 23 | 0 |
| 2010 | OAK | 1 | 7 | 7.0 | 7 | 0 |
| NFL TOTALS | | 4 | 65 | 16.2 | 23 | 0 |

CAREER SINGLE GAME HIGHS

Rushing Attempts: 7 (10/24/10) @ DEN

Rushing Yards: 39 (10/24/10) @ DEN

Rushing Touchdowns: 1 (10/24/10) @ DEN

Longest Rush: 31 (10/31/10) vs. SEA

Receptions: 4 (12/12/10) @ JAX

Receiving Yards: 90 (10/31/10) vs. SEA

Receiving Touchdowns: 1, three times, last (12/19/10) vs. DEN

Longest Reception: 73 (12/19/10) vs. DEN



STANFORD ROUTT

26 CB

BORN: 7/26/83

6-1 195

RAIDERS: 7

NFL: 7

COLLEGE: HOUSTON

Raiders 2nd round pick in 2005.

PRO: Valuable performer with world-class speed is a key contributor in the defensive backfield...Has played in 94 games with 38 starts...Career totals include six interceptions, 35 passes defended and two sacks...**2010:** Saw action in all 16 games with a career-high 15 starts...Posted career bests in tackles (55), passes defended (13), forced fumbles (one) and touchdowns (one)...Added two interceptions and had one tackle for loss...(9/12) @ TEN: Posted five tackles (three) and one pass defended...(9/19) vs. STL: Recorded three tackles (two)...Picked off his first pass of the season in the fourth quarter...Credited with two passes defended...(9/26) @ AZ: Registered three solo tackles...(10/3) vs. HOU: Totaled three tackles (two) and one pass defended...(10/10) vs. SD: Recorded three tackles (two) and one pass defended...(10/17) @ SF: Totaled four solo tackles...(10/24) @ DEN: Posted two solo tackles and one pass defended...Forced a first quarter fumble that was recovered by Oakland and set up a touchdown...(10/31) vs. SEA: Had two solo tackles and two passes defended...(11/7) vs. KC: Had two solo tackles...(11/21) @ PIT: Posted five tackles (four)...(11/28) vs. MIA: Credited with six solo stops...(12/5) @ SD: Had five solo tackles and one pass defended...(12/12) @ JAX: Recorded one tackle and one pass defended...(12/19) vs. DEN: Had two solo tackles...Added a pass defended...(12/26) vs. IND: Recorded four solo tackles...(1/2/11) @ KC: Intercepted a fourth quarter pass and returned it 22 yards for first career touchdown...Added five solo tackles...Credited with two passes defended...**2009:** Saw action in all 16 games with one start, mostly at nickel cornerback...Tied a career high with seven passes defended...Added 29 tackles and his second career sack...(9/20) @ KC: Had four solo tackles...(9/27) vs. DEN: Made one solo tackle...(10/4) @ HOU: Assisted on three tackles...(10/11) @ NYG: Made two solo tackles...(10/18) vs. PHI: Had a solo tackle and one pass defended...(10/25) vs. NYJ: Posted one solo tackle...(11/1) @ SD: Recorded three tackles (two)...(11/15) vs. KC: Made one tackle...(11/22) vs. CIN: Made three solo stops...Recorded second career sack, dropping QB for an 18-yard loss...Credited with a pass defended...(11/26) @ DAL: Had one tackle...(12/6) @ PIT: Assisted on a tackle...Had one pass defended...(12/13) vs. WAS: Had a season-high two passes defended...(12/20) @ DEN: Tied a season high with four solo tackles...(1/3/10) vs. BAL: Started at CB...Had three total tackles and a pass defended...**2008:** Saw action in 15 games with four starts...Credited with 16 tackles and five passes defended...(9/8) vs. DEN: Started at CB and saw action on special teams...Made one solo tackle...(9/14) @ KC: Collected two solo tackles...(9/21) @ BUF: Recorded two solo tackles and an assist...(9/28) vs. SD: Inactive due to injury...(10/12) @ NO: Saw action at CB and on special teams...(10/19) vs. NYJ: Recorded one solo tackle and one pass defended...(10/26) @ BAL: Credited with one pass defended...(11/2) vs. ATL: Saw action at CB...(11/9) vs. CAR: Had one solo tackle...(11/16) @ MIA: Started at CB...Made three solo tackles...(11/23) @ DEN: Posted three solo tackles...Had one pass defended...(11/30) vs. KC: Had one solo tackle...(12/4) @ SD: Saw action at CB and on special teams...(12/14) vs. NE: Assisted on one tackle...(12/21) vs. HOU: Had one solo tackle and one pass defended...(12/28) @ TB: Assisted on a tackle...**2007:** Played in all 16 games, starting the last 14...Set career highs with 42 tackles, seven passes defended and three interceptions...(9/9) vs. DET: Made a crucial interception and returned it 31 yards to set up the Raiders four-play, 27-yard touchdown drive...Had one solo tackle...(9/16) @ DEN: Recorded two solo tackles...(9/23) vs. CLE: Recorded one solo tackle and one pass defended...(9/30) @ MIA: Intercepted pass at the Raiders two-yard line to end a Miami scoring bid...Recorded three solo tackles...(10/14) @ SD: Made one solo tackle...(10/21) vs. KC: Intercepted a pass in Raiders territory to halt the Chiefs drive...Recorded one solo tackle...(10/28) @ TEN: Recorded one solo tackle and an assist...(11/4)

vs. HOU: Had one solo tackle and an assist...(11/11) vs. CHI: Recorded three solo tackles...(11/18) @ MIN: Had seven solo tackles...(11/25) @ KC: Recorded two solo tackles and an assist...(12/2) vs. DEN: Recorded two solo tackles and one assist...Had two passes defended...(12/9) @ GB: Had two solo tackles and an assist...(12/16) vs. IND: Recorded one solo tackle and two assists...(12/23) @ JAX: Had four solo tackles...(12/30) vs. SD: Recorded three solo tackles and one pass defended...**2006:** Contributed solid minutes as a reserve DB for the Silver and Black...Had 15 tackles, one interception and defended two passes...Also finished with seven tackles on special teams, tying him for second place on the kick coverage units...(9/11) vs. SD: Recorded two tackles...(9/17) @ BAL: Notched three tackles...(10/1) vs. CLE: Recorded two tackles and contributed on special teams...(10/8) @ SF: Made his first NFL start...Got his first career interception and five tackles...(10/15) @ DEN: Registered one tackle and defended one pass...(11/26) @ SD: Recorded one tackle and two special teams tackles...(12/3) vs. HOU: Recorded one special teams tackle...(12/17) vs. STL: Recorded one tackle...(12/23) vs. KC: Recorded one tackle...(12/31) @ NYJ: Recorded three tackles...**2005:** Played in 15 games with two starts at CB in rookie year...Finished season with 25 tackles, including 23 solo stops, one sack for a four-yard loss and a pair of pass deflections...Also saw extensive action on special teams...(9/8) @ NE: Made his NFL debut in the season opener...Played at CB and recorded five solo tackles...Also played on special teams...(9/18) vs. KC: Made first career start at CB when the Raiders opened with a "nickel" package...Registered one solo tackle and an assist...(10/16) vs. SD: Contributed two solo tackles...(10/23) vs. BUF: Recorded two solo tackles...(10/30) @ TEN: Registered one solo tackle, stopping QB short of the first down marker on third down late in the game...(11/20) @ WAS: Recorded one solo tackle...(12/11) @ NYJ: Recorded one solo tackle...(12/18) vs. CLE: Had four total tackles, three solo stops, one sack for a loss of four yards and two passes defended...(12/24) @ DEN: Started at CB, registering four solo tackles...(12/31) vs. NYG: Finished the game with a pair of solo tackles...Selected by the Raiders in the second round (38th overall) of the 2005 NFL Draft.

COLLEGE: A standout cornerback and one of the top sprinters in Conference USA at the University of Houston...Played in 47 games for the Cougars, starting 27...Recorded 111 solo tackles with three stops for losses of 15 yards, seven interceptions for 96 yards in returns, 23 pass break-ups, a fumble recovery, a blocked kick and three kickoff returns for 36 yards...All-Conference USA third team choice as a senior in 2004...Started all year at RCB, making a career-high 60 tackles (53 solo) with two stops for losses of eight yards and a fumble recovery...Intercepted two passes for 37 yards in returns...Also deflected eight passes...Named 2004 Conference USA Men's Indoor Track Athlete of the Year after winning the 60- and 200-meter dashes and qualified to compete in the 60- and 200-meter dashes at the NCAA Indoor Championships for the second consecutive year...Won the 200 meters at the NCAA Midwest Regional Championships for the second straight year...Started the team's first nine games as a junior in 2003 and the Hawaii Bowl at RCB...Recorded 28 tackles (21) with a fumble recovery...Tied for the team lead with a career-high four interceptions for 44 yards in returns...Deflected eight passes and blocked a kick...Qualified to compete in the 60- and 200-meter dashes for the 2003 NCAA Indoor Championships...Earned NCAA Outdoor All-American honors after finishing third in the 200 meters at the 2003 NCAA Outdoor Meet...Played in 11 games as a sophomore in 2002, starting at weak side CB in the final two contests vs. South Florida and Louisville...Finished with 22 tackles (19), a stop for a seven-yard loss and two pass deflections...Made five solo tackles vs. South Florida and collected eight tackles (seven) with a pass deflection vs. Louisville...Played in 11 games with four starts as a freshman...Recorded 26 tackles (18) with an interception and five pass deflections...Returned an interception 15 yards in the Texas clash, adding four tackles...Sports Administration major.

PERSONAL: At Connally (Pflugerville, Texas) High School, was a unanimous all-district selection and earned All-American honors in track...Ran the ninth-fastest time in the 200 meters nationally as a junior...State qualifier in both the 200 meters and 4x400-meter relay team.

| YEAR | TEAM | GP | GS | SACKS | YDS | INT | YDS | FF | FR | PD |
|-------------------|------|-----------|-----------|------------|-------------|----------|-----------|----------|----------|-----------|
| 2005 | OAK | 15 | 2 | 1.0 | 4.0 | 0 | 0 | 0 | 0 | 2 |
| 2006 | OAK | 16 | 2 | 0.0 | 0.0 | 1 | 6 | 0 | 0 | 1 |
| 2007 | OAK | 16 | 14 | 0.0 | 0.0 | 3 | 31 | 0 | 0 | 7 |
| 2008 | OAK | 15 | 4 | 0.0 | 0.0 | 0 | 0 | 0 | 0 | 5 |
| 2009 | OAK | 16 | 1 | 1.0 | 18.0 | 0 | 0 | 0 | 0 | 7 |
| 2010 | OAK | 16 | 15 | 0.0 | 0.0 | 2 | 22 | 1 | 0 | 13 |
| NFL TOTALS | | 94 | 38 | 2.0 | 22.0 | 6 | 59 | 1 | 0 | 35 |

CAREER SINGLE GAME HIGHS

Tackles: 7 (11/18/07) @ MIN

Interceptions: 1, six times, last (1/2/11) @ KC

Return Yards: 31 (9/9/07) vs. DET

Sacks: 1, twice, last (11/22/09) vs. CIN

Forced Fumbles: 1 (10/24/10) @ DEN

Passes Defensed: 2, six times, last (1/2/11) @ KC



SAMSON SATELE

BORN: 11/29/84

6-3 300

RAIDERS: 3

NFL: 5

COLLEGE: HAWAII

Miami, 2007-08.


Acquired by Raiders via trade with Miami in March 2009.

PRO: Durable center has played in 63 games with 59 starts in four NFL seasons...Has started 27 of 31 games at center since joining the Silver and Black in 2009...Part of an offensive line that helped the Raiders rank second in the NFL in rushing last season...**2010:** Saw action in all 16 games with 15 starts...Helped offense set a franchise record by averaging 4.9 yards per rushing attempt...Line helped team record three games with 500-plus yards of total offense...(9/12) @ TEN: Saw action in a reserve role...(9/19) vs. STL: Returned to starting lineup...Helped RB Darren McFadden rush for 145 yards...(9/26) @ AZ: Blocked for McFadden, who totaled 105 yards on the ground...(10/10) vs. SD: Blocked for RB Michael Bush, who rushed for 104 yards...(10/24) @ DEN: Part of a record-breaking offensive performance, helping team amass 508 yards of total offense...Team set franchise records for points (59), touchdowns (eight) and rushing touchdowns (five)...Blocked for a running game that totaled 328 yards and helped QB Jason Campbell pass for 204 yards...Paved the way for McFadden to rush for 165 yards and three touchdowns...(10/31) vs. SEA: Contributed to an offense that recorded its second straight 500-plus yard performance, notching 545 total yards...Anchored a line that enabled Campbell to pass for 310 yards and McFadden to rush for 111 yards...Team totaled 239 rushing yards...Blocked on a four-yard touchdown run by Bush...(11/7) vs. KC: Paved the way for McFadden to rush for 89 yards...(11/28) vs. MIA: Part of a line that allowed just one sack...(12/5) @ SD: Helped McFadden rush for 97 yards...Blocked on a four-yard touchdown run by Bush...Part of a line that allowed just one sack...(12/12) @ JAX: Blocked for McFadden's 123-yard rushing performance...Helped spring McFadden for touchdown runs of 51 and 36 yards...Blocked for Campbell who threw for 324 yards...(12/19) vs. DEN: Part of a unit that totaled 502 yards of offense and did not allow a sack...Helped McFadden rush for 119 yards and aided a rushing attack that totaled 264 yards on the ground...Blocked on two one-yard touchdown dives by Bush...Also blocked on a 71-yard reverse for a touchdown by WR Jacoby Ford...(1/2/11) @ KC: Helped Bush rush for 137 yards...Blocked on a 26-yard touchdown run by Bush and a 10-yard

rushing score by Ford... **2009:** Played in 15 games, starting the final 12 games of the season at C...(9/14) vs. SD: Made Raiders debut, playing on special teams...(9/20) @ KC: Saw first action at C...Blocked successfully on game-winning drive that culminated in a five yard touchdown run by McFadden with just over a minute remaining in regulation...(10/4) @ HOU: Saw time on special teams...(10/11) @ NYG: Made first start of the season at C...Blocked on a five-yard touchdown run by Bush...(10/18) vs. PHI: Held the line as Raiders passed for 224 yards, including an 86-yard touchdown pass...Helped Raiders rush for 116 yards as a team...(10/25) vs. NYJ: Part of a line that helped the Raiders average 6.3 yards per rushing attempt...(11/1) @ SD: Blocked on a three-yard touchdown dive...(11/15) vs. KC: Contributed to a running game that amassed 182 yards on the ground — including a 119-yard performance by Bush...Blocked on a one-yard touchdown dive...(11/22) vs. CIN: Part of a unit that didn't allow a sack or tackle for a loss...(11/26) @ DAL: Helped a Raider running game that totaled 124 rushing yards (5.2 avg.)...(12/6) @ PIT: Anchored the line as QB passed for 308 yards and three touchdowns...Part of an offensive unit that drove 88 yards to score the game-winning touchdown with nine seconds left in regulation...(12/13) vs. WAS: Blocked on a one-yard touchdown run...(12/20) @ DEN: Aided Raiders running backs in racking up a season-high 241 yards rushing on 34 carries (7.1)...Helped Bush total 133 yards on the ground...Part of a line that limited the Broncos to just one sack...Blocked on a game-winning 62-yard touchdown drive late in the fourth quarter...(12/27) @ CLE: Provided protection as QB passed for 333 yards...(1/3/10) vs. BAL: Started 12th straight game at C as Raider QBs combined to pass for 282 yards...**2008:** Started 16 games at C...Helped Dolphins rank 10th in the NFL in passing and 11th in rushing...(12/14) vs. SF: Started at C...Saw first career action at G in a reserve role...**Postseason:** (1/4/09) vs. BAL: Made playoff debut, starting at C in AFC Wild Card Game...**2007:** Started 16 games at C...Became first rookie in Dolphins history to start every regular season game at C...An all-rookie selection by several media outlets...Participated in every offensive snap in 15 of 16 regular season contests...Became just the fourth NFL rookie in a decade to start every game at center...(9/9) @ WAS: Started at C and became first rookie in Dolphins history to start at C on opening day...Selected by the Dolphins in the second round (60th overall) of the 2007 NFL Draft.

COLLEGE: A four-year letterwinner at Hawaii...Started each of the 53 games in which he played during his career, marking a streak that was the longest among active players in college football in 2006...Served as a team captain as a senior, starting all 12 games at center...A first team All-Western Athletic Conference selection...Helped spearhead an offense that led the nation in total offense (559.2 ypg), passing offense (441.3) and scoring (46.9 ppg)...Started all 12 games at left guard his junior year and was a first team All-WAC pick...Helped Hawaii rank second in the nation in passing offense (384.3) and 11th in total offense (476.2) as a junior...Started all 13 games as a sophomore, including 10 at left guard and three at center...Made the first start of his college career at left tackle...Final 13 starts of his freshman season were at left guard, as he garnered second team all-conference accolades...Redshirted as a true freshman in 2002...Majored in Sociology.

PERSONAL: Attended Kailua (Hawaii) High School where he was a first team all-state offensive lineman as a senior...A three-time letterwinner in basketball and track, performing the shot put and the discus...Named the school's athlete of the year as a junior...Nephew of former University of Hawaii and San Diego Chargers linebacker Alvis Satele.



CHAZ SCHILENS

81 WR

BORN: 11/7/85

6-4 225

RAIDERS: 4

NFL: 4

COLLEGE: SAN DIEGO STATE

Raiders 7th round pick in 2008.

PRO: Athletic pass catcher has been slowed by injuries over the last two seasons...Career totals include 49 receptions for 631 yards and five touchdowns...**2010:** Saw action in final five games of the season...Inactive due to injury from 9/12-11/28...(12/5) @ SD: Made first appearance of the season at WR...(12/26) vs. IND: Had two receptions for 16 yards...(1/2/11) @ KC: Hauled in three passes for 24 yards and one touchdown...Scored on a five-yard pass from QB Jason Campbell in the second quarter...**2009:** Returned to starting lineup after missing first eight games due to injury...Ranked third on the team with 29 receptions for 365 yards and two touchdowns...Inactive from 9/14-11/1...(11/15) vs. KC: Made first start of the season at WR...Had three receptions for 27 yards...(11/22) vs. CIN: Had two receptions for 41 yards...(11/26) @ DAL: Registered two receptions for 32 yards...(12/6) @ PIT: Posted three receptions for 45 yards...Caught an 11-yard touchdown pass in the fourth quarter...(12/13) vs. WAS: Caught two passes for 20 yards...(12/20) @ DEN: Led team with five receptions for 37 yards...Hauled in game-winning, 11-yard touchdown pass late in the fourth quarter...(12/27) @ CLE: Had four receptions for 64 yards...(1/3/20) vs. BAL: Set career highs with eight receptions for 99 yards...**2008:** Played in all 16 games with six starts...Hauled in 15 passes for 226 yards with two touchdowns...Ranked fourth among NFL rookies with 15.1 yards per reception...(9/8) vs. DEN: Made NFL debut at WR...Had two receptions for 29 yards...(10/12) @ NO: Saw time at WR and caught one pass for nine yards...(10/19) vs. NYJ: Made first start at WR...Had two receptions for 10 yards...(10/26) @ BAL: Started at WR...Had three receptions for 76 yards...Hauled in a career-long 60-yard pass...(11/2) vs. ATL: Started at WR...(11/9) vs. CAR: Started at WR...Had first career rush...(11/16) @ MIA: Started at WR...(12/14) vs. NE: Had one reception for four yards...(12/21) vs. HOU: Matched a season high with three receptions for 52 yards...Had first career touchdown reception on a 20-yard pass in the game's opening drive...(12/28) @ TB: Had three receptions for 46 yards...Had a three-yard touchdown reception in the second quarter...Selected by the Raiders in the seventh round (226th overall) of the 2008 NFL Draft.

COLLEGE: Played in 39 games and caught 103 passes for 1,603 yards and seven touchdowns at San Diego State...Caught at least 34 passes in each of his last three college seasons...As a senior, caught 35 passes for 679 yards and three touchdowns while starting at wide receiver...Set a school record with a 97-yard touchdown catch vs. Texas Christian...In 2006, started all 12 games at wide receiver and placed first in yards per catch (14.2) and second on the team in receptions (34) and receiving yards (483)...Caught six passes for 67 yards with a long of 20 yards vs. UTEP...First touchdown of the year came on a 49-yard reception against Air Force...Had five receptions for 69 yards vs. Cal Poly...Caught a 60-yard pass for a touchdown at Wyoming...Had a season-high seven receptions for 56 yards at New Mexico...Team's starting flanker as sophomore and also saw action on special teams, recording six tackles...Played in all 12 games, starting seven...First career 100-yard receiving game came at Hawaii, logging eight catches for 119 yards and a touchdown...Had six catches for 85 yards, including his first career touchdown (20 yards), at Colorado State...Posted three catches against TCU, Ohio State and Air Force and had four catches for 42 yards at Utah...Logged his first career reception in the third quarter against UCLA...Ended up with a pair of catches for 25 yards vs. the Bruins...Saw duty in three games as redshirt freshman in 2004...Anthropology major.

PERSONAL: An all-region pick as a free safety and receiver at Highland (Gilbert, Ariz.) High School...Caught 35 passes for 648 yards...Recorded 53 tackles with six interceptions on de-

fense...Credited with four pass breakups and caused three fumbles...Also earned four varsity letters in baseball and was an all-region selection as an outfielder...Invited to the state of Arizona all-star football game...Selected in the Major League Baseball Draft by the Detroit Tigers out of high school.

| YEAR | TEAM | GP | GS | NO | RECEIVING | | | | TD | RUSHING | | | | |
|-------------------|------|-----------|-----------|-----------|------------|-------------|-----------|----------|----|----------|-----------|-------------|-----------|----------|
| | | | | | YDS | AVG | LG | | | ATT | YDS | AVG | LG | TD |
| 2008 | OAK | 16 | 6 | 15 | 226 | 15.1 | 60 | 2 | | 1 | -2 | -2.0 | -2 | 0 |
| 2009 | OAK | 8 | 8 | 29 | 365 | 12.6 | 25 | 2 | | - | - | - | - | - |
| 2010 | OAK | 5 | 0 | 5 | 40 | 8.0 | 11 | 1 | | - | - | - | - | - |
| NFL TOTALS | | 29 | 14 | 49 | 631 | 12.9 | 60 | 5 | | 1 | -2 | -2.0 | -2 | 0 |

CAREER SINGLE GAME HIGHS

Receptions: 8 (1/3/10) vs. BAL

Receiving Yards: 99 (1/3/10) vs. BAL

Receiving Touchdowns: 1, five times, last (1/2/11) @ KC

Longest Reception: 60 (10/26/08) @ BAL



ROY SCHUENING 67 G

BORN: 4/8/84

6-3 315

RAIDERS: 2

NFL: 3

COLLEGE: OREGON STATE


St. Louis, 2008; Oakland/Detroit, 2009.

Rejoined Raiders as a free agent in January 2011.

PRO: Offensive lineman returned to the Raiders after spending time with the Silver and Black in 2009...**2010:** In training camp with the Detroit Lions...**2009:** In training camp with the St. Louis Rams...Signed to Raiders practice squad on 9/7 and to active roster on 12/12...(12/13) vs. WAS: Inactive...Released on 12/15 and signed by Detroit...Inactive for final three games of the season...**2008:** Inactive for 15 games with the Rams...(12/28) @ ATL: Made NFL debut...Selected by the Rams in the fifth round (157th overall) of the 2008 NFL Draft.

COLLEGE: Started a school-record 50 consecutive games at Oregon State, breaking previous mark of 48...Saw majority of action at right guard...Registered 185 knockdowns and 18 touchdown-resulting blocks over his final two seasons...Earned Academic All-Pac-10 honors over his final two seasons...As a senior, started first nine games at right guard before shifting to right tackle...First team All-America selection by Pro Football Weekly and ESPN.com...First-team All-Pac-10 honoree...General agriculture major.

PERSONAL: Three-year starter on both offensive and defensive lines at Pendleton (Ore.) High School...Earned All-Intermountain League honors as a junior and senior and was league's Line-man of the Year in 2002...Lettered two years in wrestling and three in track.



TREVOR SCOTT

91 DE

BORN: 8/30/84

6-5 255

RAIDERS: 4

NFL: 4

COLLEGE: BUFFALO

Raiders 6th round pick in 2008.

PRO: Versatile pass rusher has produced a team-high 13.5 sacks since 2008...Has played in 41 career games with 16 starts at both defensive end and linebacker...Career totals include 90 tackles (71 solo), one pass defended and one forced fumble...Has posted four career multiple-sack games...**2010:** Started first 10 games of the season at DE... Had season cut short due to injury...Totalled 23 tackles (14), 1.5 sacks for 5.5 yards in losses and one pass defended...Placed on Injured Reserve on 11/24...(9/12) @ TEN: Made first career start at DE...Posted two tackles (one) and recorded first career pass defended...(9/19) vs. STL: Had one solo tackle...(9/26) @ AZ: Assisted on a stop...(10/3) vs. HOU: Recorded a solo tackle...(10/10) vs. SD: Established a career high with eight tackles (five)...(10/17) @ SF: Had four tackles (two)...(10/14) @ DEN: Assisted on one tackle...Credited with a half-sack...(10/31) vs. SEA: Recorded two tackles (one)...(11/7) vs. KC: Posted two solo tackles...(11/21) @ PIT: Recorded a sack for one-yard loss...**2009:** Played in all 16 games with six starts at OLB...Tied for the team lead with seven sacks and 11 tackles for a loss...Posted 43 total tackles (38)...(9/14) vs. SD: Had four solo tackles...(9/20) @ KC: Registered a tackle on special teams...Credited with a quarterback hurry...(9/27) vs. DEN: Posted two tackles (one)...(10/11) @ NYG: Had a solo tackle on defense...Made two special teams tackles...(10/18) vs. PHI: Recorded two sacks for losses totaling 19 yards...Sacks came on back-to-back first quarter series...Performance marked his third career multiple-sack game...(10/25) vs. NYJ: Registered one solo tackle...(11/15) vs. KC: Recorded three solo tackles...(11/26) @ DAL: Made first career start at OLB...Led team with six solo tackles, including three tackles for a loss...Posted fourth career multiple-sack game, dropping QB twice for losses totaling 10 yards...Credited with three quarterback hurries...(12/6) @ PIT: Started at OLB...Had three total tackles including two for a loss...Recorded fifth sack of the season...(12/13) vs. WAS: Started at OLB...Posted five tackles (four)...Recorded his sixth sack of the season for a six-yard loss...(12/20) @ DEN: Started at OLB...Had one solo tackle...(12/27) @ CLE: Started at OLB...Recorded five solo tackles...(1/3/10) vs. BAL: Started at OLB...Recorded six tackles (five)...Registered seventh sack of the season...**2008:** Played in all 16 games at DE and on special teams...Tied for the team and NFL lead among rookies with five sacks...Totalled 24 tackles (19)...Ranked second on the team with nine special teams tackles...Also forced one fumble...(9/8) vs. DEN: Made NFL debut on special teams...(9/21) @ BUF: Recorded a tackle on special teams...(9/28) vs. SD: Tallied one tackle on special teams...(10/12) @ NO: Saw time at DE and on special teams...Recorded one tackle...(10/19) vs. NYJ: Saw significant action at DE and on special teams...Recorded two sacks for losses totaling 13 yards...Recorded first career sack in the third quarter, dropping QB for a five-yard loss and forcing a fumble...Second sack was for an eight-yard loss in overtime...Collected a season-high six total tackles...Contributed a special teams stop...(10/26) @ BAL: Posted two special teams tackles...(11/2) vs. ATL: Recorded third sack of the season, dropping QB for a six-yard loss...Totalled three solo tackles...(11/9) vs. CAR: Made one solo stop on special teams...(11/23) @ DEN: Posted one solo tackle...(12/4) @ SD: Made one tackle on special teams...(12/14) vs. NE: Notched second two-sack game of the season...Got to QB twice for losses totaling eight yards...Collected five total tackles, including four solo stops...Had three tackles for a loss...(12/28) @ TB: Assisted on one tackle...Selected by the Raiders in the sixth round (169th overall) of the 2008 NFL Draft.

COLLEGE: Starter at defensive end in final two college seasons at the University of Buffalo after spending first two years as a tight end...Recorded 10 sacks as a senior, the most by a Bulls defender since the team joined NCAA Division 1-A in 1999 and fourth in program history...Added 15 tackles for a loss...In 2006, started all 12 games at defensive end and in his first year playing

the position, led the Bulls with nine sacks and also recorded 45 tackles...Named the team's best defensive lineman in 2006 after totaling a team-best 13.5 tackles for loss...Recorded two sacks at Northern Illinois and registered 1.5 sacks and recovered a fumble against Miami (Ohio)...Had two sacks and three quarterback hurries against Kent State...Earned two sacks and blocked a kick at Wisconsin...Recorded a season-high eight tackles against Central Michigan...As a sophomore, played in seven games as a reserve tight end and had eight catches for 55 yards...Had a career-best six catches for 42 yards, including a season-high 21-yarder at Western Michigan...Had a catch for six yards at Syracuse and a catch for seven yards at Toledo...Added a pair of special teams tackles...As a redshirt freshman in 2004, played in 10 games, highlighted by a 42-yard catch during the Bulls win over Central Michigan...Saw action in three of the four games in which Buffalo compiled 200-plus rushing yards: vs. Central Florida, at Marshall and against Central Michigan...Recorded two tackles against Kent State, Central Michigan and at Connecticut...Sociology major

PERSONAL: Two-time All-Northern selection at Potsdam (N.Y.) High while playing tight end and outside linebacker...Earned two letters and was twice named captain...Team Most Valuable Player as a junior and senior and was a Watertown Daily Times first team selection...Also earned four letters in track and field and two in basketball...Caught the game-winning touchdown and two-point conversion in the final 30 seconds of a high school game with Potsdam to win by a point.

| YEAR | TEAM | GP | GS | SACKS | YDS | INT | YDS | FF | FR | PD |
|-------------------|------|-----------|-----------|-------------|-------------|----------|----------|----------|----------|----------|
| 2008 | OAK | 16 | 0 | 5.0 | 27.0 | 0 | 0 | 1 | 0 | 0 |
| 2009 | OAK | 16 | 6 | 7.0 | 47.0 | 0 | 0 | 0 | 0 | 0 |
| 2010 | OAK | 10 | 10 | 1.5 | 5.5 | 0 | 0 | 0 | 0 | 1 |
| NFL TOTALS | | 42 | 16 | 13.5 | 79.5 | 0 | 0 | 1 | 0 | 1 |

CAREER SINGLE GAME HIGHS

Tackles: 8 (10/10/10) vs. SD

Sacks: 2, four times, last (11/26/09) @ DAL

Forced Fumbles: 1 (10/19/08) vs. NYJ

Passes Defensed: 1 (9/12/10) @ TEN



RICHARD SEYMOUR

92 DT

BORN: 10/6/79

6-6 310

RAIDERS: 3

NFL: 11

COLLEGE: GEORGIA

New England, 2001-08.

Acquired by Raiders via trade with New England in September 2009.

PRO: Elite defensive lineman earned first Pro Bowl selection as a Raider last season...A Pro Bowl alternate in first season with Silver and Black (2009)...Earned five straight Pro Bowl selections as a member of the New England Patriots from 2002-06...A three-time first team AP All-Pro selection...Also earned one second team AP All-Pro nod...Part of three Super Bowl Champion teams with the Patriots...Career totals include 48.5 sacks in 140 games, 452 tackles (289 solo), 29 passes defensed and two interceptions...**2010:** Started 13 games at DT...Received sixth career Pro Bowl selection but did not play due to injury...Totaled 5.5 sacks for 34 yards in losses...Ranked second on the team with 10 tackles for loss...Had 48 total tackles (36), two passes defensed and one fumble recovery...(9/12) @ TEN: Posted five tackles (four)...Recovered a first quarter fumble and returned it 13 yards to help set up a Raiders field goal...(9/26) @ AZ: Recorded six tackles (four)...Dropped QB for a seven-yard loss...(10/3) vs. HOU: Had six tackles (three)...(10/10) vs. SD: Totaled five tackles (three)...Credited

with a half-sack and a pass defended...(10/17) @ SF: Had one solo tackle and pass defended...(10/24) @ DEN: Recorded four tackles (three) and a sack for 10-yard loss...(10/31) vs. SEA: Registered four tackles (three)...Got to QB twice for 15 yards in losses, posting third multiple-sack game as a Raider...(11/7) vs. KC: Recorded a season-high eight tackles (seven)...(11/21) @ PIT: Posted two solo stops...(11/28) vs. MIA: Totaled three solo tackles...(12/12) @ JAX: Had two solo tackles and was credited with one sack...(12/19) vs. DEN: Registered two solo tackles... **2009:** Started all 16 games in his first season with the Silver and Black...Totaled four sacks, 47 tackles (30 solo), three passes defended and one forced fumble...(9/14) vs. SD: Made Raiders debut on "Monday Night Football"...Recorded two sacks for losses totaling seven yards...Racked up a season-high six tackles (three)...(9/20) @ KC: Had three tackles (two) including one for a loss...(9/27) vs. DEN: Made three solo tackles...(10/4) @ HOU: Totaled five tackles (two) including one for a loss...(10/11) @ NYG: Had two tackles (one)...(10/18) vs. PHI: Posted four solo tackles including three stops for a loss...Registered two sacks, dropping QB twice for losses totaling 13 yards...Credited with one pass defended and forced a fumble...(10/25) vs. NYJ: Had two solo tackles...(11/1) @ SD: Assisted on three tackles...(11/15) vs. KC: Had two solo tackles and one pass defended...(11/22) vs. CIN: Started at DE...(11/26) @ DAL: Had three total tackles including one for a loss...(12/6) @ PIT: Assisted on two tackles...(12/13) vs. WAS: Recorded two tackles (one)...(12/20) @ DEN: Had one solo tackle...(12/27) @ CLE: Posted three total tackles (two)...(1/3/10) vs. BAL: Matched a season high with six tackles (five)...Added a pass defended... **2008:** Started the first 15 games of the season and tied his career high with a team-leading eight sacks...Also led the team with 17 quarterback hurries...Finished eighth on the team with 63 tackles (34)...(10/5) @ SF: Started at defensive end while playing in his 100th career game...(10/12) @ SD: Tied for the team lead with five tackles...(10/20) vs. DEN: Tallied a season high, and tied a career high, with two sacks...Dragged down Denver QB twice for losses of six and seven yards...(10/26) vs. STL: Tallied seven tackles and four quarterback hurries and one sack...Five of his seven tackles came on plays that resulted in a loss or no gain...(11/9) vs. BUF: Tallied his fifth sack of the season, dropping QB for a six-yard loss...(11/13) vs. NYJ: Tallied 10 tackles (four), including his sixth sack of the season...Sacked QB for a nine-yard loss...(11/23) @ MIA: Hauled down Dolphins QB for a four-yard loss...Tallied two quarterback hurries and tied for the team lead with six tackles (five)...(11/30) vs. PIT: Teamed up to sack QB for a seven-yard loss...(12/7) @ SEA: Pounced on fumble created off of a strip-sack in the fourth quarter to help seal the Patriots win...(12/21) vs. AZ: Combined on a sack for a seven-yard loss... **2007:** Played in nine games while making eight starts at DE...Activated from the reserve/PUP list on 10/27...(10/28) vs. WAS: Saw his first action of the season in a reserve role at DE...Tallied two tackles...(11/4) @ IND: Started at DT...Got his hand on a 50-yard field goal attempt for his sixth career and fifth regular season blocked kick...Stuffed RB for a one-yard loss in the fourth quarter...Registered five tackles (four)...(11/18) @ BUF: Started at defensive end...Notched one solo tackle...(11/25) vs. PHI: Started at DE...Tallied one tackle...(12/3) @ BAL: Started at DE...Contributed five solo tackles...(12/9) vs. PIT: Started at defensive end...Tallied five tackles...(12/16) vs. NYJ: Tallied two solo tackles, a half-sack, one pass defended and a team-high three quarterback hits...Teamed on a 13-yard sack of Jets QB...(12/23) vs. MIA: Recorded a sack and a quarterback hurry while making four tackles...Chased down Dolphins QB for an eight-yard sack...(12/29) @ NYG: Contributed four tackles (two)... **Postseason:** (1/12/08) vs. JAX: Started at DE...Tied for the team lead with nine tackles (four) in the AFC Divisional Playoff...(1/20/08) vs. SD: Made one tackle in the AFC Championship Game...Super Bowl XLII (2/3/08) vs. NYG: Started at DE...Made seven tackles (three)... **2006:** Saw action in all 16 games with 15 starts...(9/10) vs. BUF: Collected five tackles (four) and a sack...Sacked QB for a six-yard loss on a critical third-and-two play in the fourth quarter...(9/17) @ NYJ: Notched five tackles (three), 1.5 sacks, a pass defended and a quarterback hurry...Ended the Jets second drive by batting down a pass at the line of scrimmage...Halted another Jets drive with a sack at the end of the second quarter...(9/24) vs. DEN: Tallied seven tackles (two) and a team-high three quarterback hurries...(10/1) vs. CIN: Started at DT...Had three tackles and a pass defended...(10/8) vs. MIA: Registered a tackle...(10/22) @ BUF: Only played in the first half after leaving the game with an injury...(10/30) @ MIN: Saw significant action in a reserve role on the defensive front...Registered a half-sack, a quarterback hurry and a pass defended...Provided pressure in the pocket, causing QB to throw a pass that was intercepted in the second quarter...Teamed up to drop QB for a two-yard sack in the fourth quarter...(11/5) vs. IND: Collected three tackles and a quarterback hurry...(11/19) @ GB: Notched four tackles (three) in a road victory...(11/26) vs. CHI: Collected four tackles (two), a sack, a pass defended, a blocked field goal and a fumble recovery...Blocked a 45-yard field goal attempt...Recovered a fumble when QB botched the snap on a third-and-five play...Sacked QB for a five-yard loss in the third quarter...Batted down a pass at the line of scrim-

mage...(12/3) vs. DET: Batted down a pass at the line of scrimmage...(12/10) @ MIA: Collected five tackles (three)...Stuffed RB for a two-yard loss on a rush in the third quarter...(12/17) vs. HOU: Collected an interception and one pass defended...Deflected a pass into the air and then intercepted it at the Houston 24-yard line in the first quarter...(12/24) @ JAX: Notched two solo tackles and a pass defended...Batted down a pass at the line of scrimmage...(12/31) @ TEN: Posted three tackles (one)...Teamed to stuff RB for a three-yard loss on a rush up the middle in the third quarter...**Postseason:** (1/7/07) vs. NYJ: Notched four solo tackles, a sack and two quarterback hurries in the AFC Wild Card Game...Sacked QB for an eight-yard loss on the Jets final play of the game...(1/14/07) @ SD: Made the start at DE and posted a solo tackle in the AFC Divisional Playoff Game...(1/21/07) @ IND: Notched three tackles (one) and a quarterback hurry in the AFC Championship Game...**2005:** Selected to his fourth Pro Bowl...Saw action in 12 games, starting every game in which he played...Totaled four sacks and four passes defended...(9/8) vs. OAK: Led the team with eight tackles (six) and a pass defended...Batted down a pass on third-and-11 in the second quarter...(9/18) @ CAR: Led the team with four solo tackles...(9/25) @ PIT: Had four tackles, including two sacks for 17 yards and a pass defended...Sacked QB for a nine-yard loss with a pass rush up the middle in the second quarter...Knocked down a pass in the fourth quarter...Collected his second sack when he dropped QB for an eight-yard loss in the fourth quarter...(10/2) vs. SD: Registered five tackles (three)...(10/9) @ MIA: Had a pass defended...Batted down a pass at the line of scrimmage in the second quarter...(11/20) vs. NO: Collected five tackles (two)...(11/27) @ KC: Had three tackles (two) and a forced fumble...Forced a fumble at the Kansas City 17-yard line in the fourth quarter...(12/4) vs. NYJ: Recorded a pass defended...(12/11) @ BUF: Registered three tackles, including a sack...Teamed up to stuff RB for a two-yard loss on a rush off right guard in the first quarter...Sacked QB for a seven-yard loss with a fierce pass rush up the middle in the third quarter...(12/17) vs. TB: Collected four tackles (three)...(12/26) @ NYJ: Recorded five tackles, a sack and a fumble recovery...Sacked QB for a nine-yard loss in the third quarter...Recovered a fumble in the fourth quarter...(1/1/06) vs. MIA: Saw limited action on the defensive front and notched two solo tackles...**Postseason:** (1/7/06) vs. JAX: Registered two tackles (one), a fumble recovery and a half-sack in the AFC Wild Card Game...Recovered a fumble in the second quarter...Teamed on a sack for a seven-yard loss in the fourth quarter...(1/14/06) @ DEN: Led the team with six tackles (three) and a sack in the AFC Divisional Playoff Game...Dropped QB for a sack in the fourth quarter...**2004:** Named to his third straight Pro Bowl...Named first team All-Pro by the Associated Press, Football Digest, College & Pro Football Weekly, the PFWA and The Sporting News...Finished tied for third on the team with five sacks...Registered his first career touchdown in the Patriots victory at Buffalo (10/3/04)...Recorded a sack in Super Bowl XXXIX...(9/9) vs. IND: Notched six tackles (two)...(9/19) @ AZ: Registered one tackle...(10/3) @ BUF: Tallied three tackles (two), a sack and a fumble recovery that he returned for a touchdown...Registered his first career touchdown when he scooped up a fumble and rumbled 68 yards for the game-clinching score in the fourth quarter...Sacked QB for an eight-yard loss in the fourth quarter...(10/10) vs. MIA: Tallied one sack...Dropped QB for a seven-yard sack in the first quarter...(10/17) vs. SEA: Registered two tackles (one) and a pass defended...Deflected a pass that was intercepted in the first quarter...(10/24) vs. NYJ: Collected three solo tackles...Teamed up to stop RB for a three-yard loss on third-and-five late in the fourth quarter...(10/31) @ PIT: Notched a career-high 16 tackles (eight) according to unofficial press box stats...(11/7) @ STL: Collected four tackles (four), including a sack...Sacked QB for a nine-yard loss in the fourth quarter...(11/22) @ KC: Recorded six tackles (three) in a "Monday Night Football" victory...(11/28) vs. BAL: Registered three solo tackles, including a sack...Sacked QB for a six-yard loss in the fourth quarter...(12/5) @ CLE: Notched four solo tackles and a forced fumble...Caused RB to fumble, as the ball was scooped up for a 41-yard return for a touchdown in the third quarter...(12/12) vs. CIN: Tallied three tackles...(12/20) @ MIA: Registered three tackles and a sack...Sacked QB in the fourth quarter...(12/26) @ NYJ: Notched one solo tackle...**Postseason:** (1/16/05) vs. IND: Inactive...(1/23/05) @ PIT: Inactive...Super Bowl XXXIX (2/6/05) vs. PHI: Returned from injury to see significant action as a reserve on the defensive line...Tackled RB for a two-yard loss on his first play of the game...Sacked QB for a six-yard loss in the third quarter...Knocked down a pass at the line of scrimmage in the fourth quarter...Helped to hold Philadelphia to 45 rushing yards on 17 carries (2.6 avg.)...**2003:** Earned second Pro Bowl berth...Finished second on the team with a career-high 8.0 sacks...Was in on a sack in a team-leading nine games...Ranked fourth on the team with a career-high 80 tackles (45)...Named AFC Special Teams Player of the Week on two occasions, for his performances in Week 7 and the Divisional Playoffs...Named an All-Pro by the Associated Press, Sports Illustrated and ESPN.com...(9/7) @ BUF: Tallied five tackles (three), including a seven-yard sack in the second quarter...(9/28) @ WAS: Finished the game with two tackles...(10/5) vs. TEN: Recorded four

tackles, including a sack...Sacked QB for a seven-yard loss during the Titans final drive...(10/12) vs. NYG: Recorded a sack and made two pass deflections that led to interceptions...Deflected a pass at the line of scrimmage on the first play of the game that was intercepted...Tipped another pass that was also picked off...Sacked QB for a five-yard loss...(10/19) @ MIA: Named AFC Special Teams Player of the Week after blocking a potential game-winning 35-yard field goal with two minutes remaining in the game...(10/26) vs. CLE: Tallied four tackles (two) and a half-sack...Teamed to sack QB for an 8-yard loss in the fourth quarter...(11/16) vs. DAL: Registered five tackles (four), including a sack...Dropped QB for a three-yard loss in the fourth quarter...(11/23) @ HOU: Recorded four tackles, four passes defended and a sack...Sacked QB for an eight-yard loss on third-and-two...(11/30) @ IND: Had four tackles (two)...(12/7) vs. MIA: Tallied five tackles (three), including a sack...Sacked QB for a 13-yard loss on third-and-20 in the fourth quarter...(12/14) vs. JAX: Collected eight tackles (four) and a sack...Sacked QB for a six-yard loss...(12/20) @ NYJ: Registered three tackles (two), a shared sack and a pass defended...Combined to sack QB for a seven-yard loss in the fourth quarter...**Postseason:** (1/10/04) vs. TEN: Named AFC Special Teams Player of the Week after tallying five tackles (two) and a blocked field goal in the AFC Divisional Playoff Game...Blocked a 31-yard field goal attempt with a strong push up the middle in the second quarter...(1/18/04) vs. IND: Posted three tackles and one pass defended in AFC Championship Game...Super Bowl XXXVIII (2/1/04) vs. CAR: Collected two solo tackles, a fumble recovery and a pass defended...Recovered a fumble after the ball was forced loose with a blind side sack in the second quarter...**2002:** Earned his first Pro Bowl selection while starting all 16 games at DT...Tied for the team lead with 5.5 sacks...Blocked two field goal attempts...(9/9) vs. PIT: Sacked QB for a 10-yard loss on "Monday Night Football"...Also dropped QB for a three-yard loss on a quarterback draw play...Tied a career high with four assisted tackles...(9/22) vs. KC: Tallied second sack of the season, bringing down QB for a four-yard loss...(9/29) @ SD: Finished second on the team with six tackles (five)...Helped block a San Diego 50-yard field goal attempt in the fourth quarter...(11/3) @ BUF: Sacked QB for a loss of eight yards in the second quarter...(11/17) @ OAK: Recorded five tackles (two) and notched fourth sack of the season...Brought down QB for a loss of eight yards...Blocked a 49-yard field goal attempt in the fourth quarter...(11/24) vs. MIN: Started at nose tackle and shared a sack, blocked a field goal and recovered a fumble...Blocked a 43-yard field goal attempt on Minnesota's first series of the game...Teamed to sack QB for a four-yard loss...Recovered a fumble...(12/8) vs. BUF: Recorded an interception and a sack to go along with four tackles (three)...Grabbed a pass that had been tipped and returned it six yards to the Buffalo 9-yard line...Sacked QB for a loss of 10 yards...(12/29) vs. MIA: Notched six tackles (five)...Teamed to break into the Dolphins backfield and stuff RB for a loss of five yards on third down in the fourth quarter...**2001:** Played in 13 regular season games on the defensive line, including 10 starts...Amassed 44 tackles (25), including three sacks...Voted to Pro Football Weekly All-Rookie Team...Totaled 11 tackles (seven) in the postseason, including one sack in Super Bowl XXXVI...(9/23) vs. NYJ: Made his NFL debut and recorded four tackles...(9/30) vs. IND: Recorded two tackles as the Patriots defense limited the Colts offense to 82 yards rushing...(10/7) @ MIA: Established a career high with seven tackles (four)...(10/14) vs. SD: Recorded two tackles...(11/4) @ ATL: Started at NT and recorded his first career sack when he brought down QB for a six-yard loss...(11/11) vs. BUF: Started at DT and tied his career high with seven tackles (five)...(11/25) vs. NO: Started at DT and recorded three tackles...Blocked a 43-yard field goal attempt in the first quarter...(12/2) @ NYJ: Started at DT and recorded three tackles, including a sack for a six-yard loss...(12/9) vs. CLE: Recorded his third sack of the season and his second in as many weeks when he brought down QB for a six-yard loss...(12/22) vs. MIA: Collected four tackles...(1/6/02) @ CAR: Recorded his first career fumble recovery...**Postseason:** (1/19/02) vs. OAK: Credited with five tackles in AFC Divisional Playoff Game...(1/27/02) @ PIT: Made his first career postseason start at DT and recorded three tackles in the AFC Championship Game...Super Bowl XXXVI (2/3) vs. STL: Recorded three tackles, including his first career postseason sack when he brought down QB for a seven-yard loss...Selected by the Patriots in the first round (sixth overall) of the 2001 NFL Draft.

COLLEGE: A four-year letterwinner at Georgia...Played in 41 games for the Bulldogs, earning 25 starting assignments...Finished his career with 223 tackles (106 solo), 9.5 sacks, 25.5 tackles for losses and 35 quarterback pressures...Two-time All-Southeastern Conference first team pick (1999-00)...Led his team in both his senior and junior years with 10 and 10.5 tackles for losses, respectively...Named SEC Player of the Week twice during his career...As a senior, was named All-American first team selection by the American Football Coaches Association and Walter Camp, earning second team honors from The Sporting News...Voted All-Southeastern Conference first team pick...Started 10 games at right defensive tackle, recording 78 tackles (35) and a team-leading 10.5 tackles for loss...Added 1.5 sacks for a loss of 6.5 yards...Credited with 13 quarterback pressures...Earned

SEC Player of the Week honors following a nine-tackle, one-sack performance against Tennessee... Bulldog defense limited Arkansas to only 52 yards rushing on 26 carries (2.0 avg.), the lowest total allowed in 2000...Accumulated nine tackles, including a two-yard sack and two stops behind the line of scrimmage to earn SEC Player of the Week honors in a 21-10 win over Tennessee...As a junior, named an All-SEC first team selection...Started all 11 games at right defensive tackle and led the team with 74 tackles (38), including 10 tackles for loss...Collected four sacks for 22 yards in losses and seven quarterback hurries...Also intercepted a pass...Collected six tackles (five), including a pair of sacks, three stops for losses of 12 yards and a pressure that resulted in an interception during a 24-6 victory over South Carolina...Named SEC Defensive Player of the Week for his performance against the Gamecocks...Established a career high with 13 tackles against Georgia Tech...As a sophomore, appeared in every game with four starts for the Bulldogs...Despite starting only four games, finished fourth on the team with 69 tackles (32)...Added four sacks for minus-38 yards and 14 quarterback hurries...Recorded five tackles for losses of 11 yards...Also recovered and caused a fumble...Accumulated a season-high 12 tackles — including a sack, a stop behind the line of scrimmage and two quarterback pressures — vs. Tennessee...Followed with an 11-tackle performance in 28-26 victory over Kentucky...Appeared in nine games during his freshman year at right defensive tackle...Recorded two tackles and a quarterback hurry...Housing and Consumer Economics major.

PERSONAL: First team all-region and all-area selection as a two-way lineman at Lower Richland (S.C.) High School...Led the team with 83 tackles and eight sacks as a senior...Named team captain and best defensive lineman on the team...Also lettered in basketball and track...Married with four children.

| YEAR | TEAM | GP | GS | SACKS | YDS | INT | YDS | FF | FR | PD |
|------------|------|-----|-----|-------|-------|-----|-----|----|----|----|
| 2001 | NE | 13 | 10 | 3.0 | 18.0 | 0 | 0 | 0 | 1 | 1 |
| 2002 | NE | 16 | 16 | 5.5 | 42.0 | 1 | 6 | 0 | 1 | 2 |
| 2003 | NE | 15 | 14 | 8.0 | 57.0 | 0 | 0 | 1 | 0 | 8 |
| 2004 | NE | 15 | 15 | 5.0 | 30.0 | 0 | 0 | 1 | 1 | 0 |
| 2005 | NE | 12 | 12 | 4.0 | 33.0 | 0 | 0 | 1 | 1 | 4 |
| 2006 | NE | 16 | 15 | 4.0 | 18.0 | 1 | 0 | 0 | 1 | 7 |
| 2007 | NE | 9 | 8 | 1.5 | 14.5 | 0 | 0 | 0 | 0 | 1 |
| 2008 | NE | 15 | 15 | 8.0 | 50.0 | 0 | 0 | 0 | 1 | 1 |
| 2009 | OAK | 16 | 16 | 4.0 | 20.0 | 0 | 0 | 1 | 0 | 3 |
| 2010 | OAK | 13 | 13 | 5.5 | 34.0 | 0 | 0 | 0 | 1 | 2 |
| NFL TOTALS | | 140 | 134 | 48.5 | 316.5 | 2 | 6 | 4 | 7 | 29 |

CAREER SINGLE GAME HIGHS

Tackles: 16 (10/31/04) @ PIT*

Sacks: 2, five times, last (10/31/10) vs. SEA**

Interceptions: 1, twice, last (12/17/06) vs. HOU*

Return Yards: 6 (12/8/02) vs. BUF*


Forced Fumbles: 1, four times, last (10/18/09) vs. PHI**

Fumble Recoveries: 1, seven times, last (9/12/10) @ TEN**

Passes Defensed: 4 (11/23/03) @ HOU*

* — with New England

** — with Oakland



MATT SHAUGHNESSY 77 DE

BORN: 9/23/86

6-5 270

RAIDERS: 3

NFL: 3

COLLEGE: WISCONSIN

Raiders 3rd round pick in 2009.

PRO: Talented defensive end excelled in second pro season...Has played in 32 career games with 10 starts in two seasons...Career totals include 11 sacks for 56 yards in losses, 85 tackles (69 solo), one pass defended and two forced fumbles...**2010:** Played in all 16 games with eight starts at DE...Tied for second on the team with seven sacks for 38 yards in losses...Added 56 tackles (43), one pass defended and two forced fumbles...(9/12) @ TEN: Had three solo tackles...Dropped QB for a four-yard loss...(9/26) @ AZ: Recorded three solo tackles...Posted a sack for a seven-yard loss...(10/3) vs. HOU: Totaled three tackles (two)...(10/10) vs. SD: Had six tackles (three)...Forced a first quarter fumble on a five-yard sack that was recovered by the Raiders...(10/17) @ SF: Totaled four solo tackles including a sack...(10/24) @ DEN: Had two solo tackles...(10/31) vs. SEA: Racked up four tackles (three)...Dropped QB for a seven-yard loss...(11/7) vs. KC: Totaled five solo stops...(11/21) @ PIT: Posted six tackles (three)...(11/28) vs. MIA: Had three solo tackles...Credited with a forced fumble...(12/12) @ JAX: Had four tackles (three)...Credited with a half-sack...(12/19) vs. DEN: Set career highs with eight tackles (four) and 1.5 sacks for losses totaling nine yards...(12/26) vs. IND: Recorded two solo tackles...(12/21) @ KC: Had three solo tackles and one pass defended...**2009:** Saw action in all 16 games with two starts...Named to the PFW/PFWA All-Rookie Team...Tied for third on the team with four sacks for losses totaling 18 yards...Totaled 29 tackles (26) and had 10 tackles for a loss...Added five quarterback hurries and one fumble recovery...(9/14) vs. SD: Made NFL debut, seeing time at DE and on special teams...(9/20) @ KC: Had a quarterback hurry...(10/4) @ HOU: Recovered a first quarter fumble...(10/11) @ NYG: Had one tackle for a loss...(11/18) vs. PHI: Posted a solo tackle on defense...(10/25) vs. NYJ: Had three solo tackles...(11/1) @ SD: Posted five solo tackles, including two for a loss...Recorded first career sack in the third quarter...(11/15) vs. KC: Made first career start at DE and posted four solo tackles...Sacked QB for a two-yard loss...(11/26) @ DAL: Recorded two solo tackles...(12/6) @ PIT: Started at DE...Assisted on one tackle...(12/13) vs. WAS: Had two solo tackles...Sacked QB for an eight yard loss...(12/20) @ DEN: Had three solo tackles and assisted on an additional stop...Sacked QB for a five-yard loss...(12/27) @ CLE: Recorded three solo tackles, including two stops for a loss...(1/3/10) vs. BAL: Registered three tackles including one for a loss...Selected by the Raiders in the third round (71st overall) of the 2009 NFL Draft.

COLLEGE: Played in 50 games with 46 starts at Wisconsin...Recorded 174 tackles (109 solo) with 18.5 sacks for minus-119 yards, 41.5 stops for losses totaling 174 yards and 22 quarterback pressures...41.5 tackles behind the line of scrimmage rank sixth on the school's all-time list...18 stops for a loss in 2007 tied for 10th on Wisconsin's single-season record chart...All-Big Ten Conference honorable mention as a senior...Recipient of the team's Jay Seiler Coaches Appreciation Award...Suffered a right fibula fracture in spring camp, but went on to start all 13 games at right defensive end...Recorded 40 tackles (29) with four sacks for minus-17 yards and eight stops for losses of 29 yards...Added two more hits, as he broke up a pass and posted three pressures, including one that forced an interception against Marshall...Made three solo tackles, all behind the line of scrimmage, including a seven-yard sack against Michigan State...Closed out his career with two solo tackles and three pressures against Florida State in the Champs Sports Bowl...All-Big Ten Conference second team and the team's Defensive Most Valuable Player as a junior...Started all 13 games at right defensive end...Ranked fourth in the conference and 19th nationally with 18.0 stops for losses of 84 yards...Recorded a career-high 60 tackles (41) with five sacks for minus-54 yards, three pass deflections and four pressures...Posted an eight yard sack and two stops for minus-11 yards to go with four tackles (three) vs. Washington State...Registered six more tackles (three) vs. Penn State and had a seven-yard sack vs. Northern Illinois...Followed with a 12-yard sack, three stops behind

the line of scrimmage, three pressures and five tackles (four) vs. Indiana ...Recorded 1.5 sacks for minus-23 yards, 2.5 stops for losses and seven tackles (four) against Michigan ...Had a season-high nine tackles (six), along with 2.5 stops for minus-6 yards vs. Minnesota...Ended the year with five tackles (four) against Tennessee in the Outback Bowl...All-Big Ten Conference second team as a sophomore...Started all 13 games at right defensive end...Totaled 35 tackles (19)...Added four sacks for 28 yards, eight stops for losses of 34 yards and three pressures...Also caused and recovered a fumble...Delivered a seven yard sack vs. Minnesota and made eight tackles (four) with two sacks and three stops for losses of 13 yards vs. Illinois...Earned first team Freshman All-American honors from The Sporting News and ESPN.com in 2005...All-Big Ten Conference honorable mention...Appeared in 11 games, starting seven at right defensive end...Finished with 39 tackles (20), 2.5 sacks for minus-20 yards and five pressures...Also had 7.5 stops for losses of 29 yards and a pair of pass deflections...Sociology major.

PERSONAL: Attended Norwich (Conn.) Free Academy...Earned Super Prep All-American honors and was rated one of the top 30 defensive ends in the nation according to Rivals.com...Rated one of the top 35 players in the East by Prep Football Report and named to the Connecticut High School Coaches Association and New Haven Register all-state teams in 2004...Earned all-conference and all-area accolades in each of his three final seasons, adding three more letters in basketball and two in track.

| YEAR | TEAM | GP | GS | SACKS | YDS | INT | YDS | FF | FR | PD |
|-------------------|------|-----------|-----------|-------------|-------------|----------|----------|----------|----------|----------|
| 2009 | OAK | 16 | 2 | 4.0 | 18.0 | 0 | 0 | 0 | 1 | 0 |
| 2010 | OAK | 16 | 8 | 7.0 | 38.0 | 0 | 0 | 2 | 0 | 1 |
| NFL TOTALS | | 32 | 10 | 11.0 | 56.0 | 0 | 0 | 2 | 1 | 1 |

CAREER SINGLE GAME HIGHS


Tackles: 8 (12/19/10) vs. DEN
Sacks: 1.5 (12/19/10) vs. DEN
Forced Fumbles: 1, twice, last (11/28/10) vs. MIA
Fumble Recoveries: 1 (10/4/09) @ HOU
Passes Defensed: 1 (1/2/11) @ KC



**JARED
VELDHEER** **68 T**

BORN: 6/14/87 **6-8** **315**
RAIDERS: 2 **NFL:** 2
COLLEGE: HILLSDALE

Raiders 3rd round pick in 2010.



PRO: Athletic offensive lineman secured starting left tackle job as a rookie...Started final 10 games of season...Part of a line that helped the Raiders rank second in the NFL in rushing last season...**2010:** Saw action in all 16 games with 11 starts at center (one) and tackle (10)...Named to NFL All-Rookie Team by The Sporting News...Helped offense set a franchise record by averaging 4.9 yards per rushing attempt...Line helped team record three games with 500-plus yards of total offense...(9/12) @ TEN: Started at C in NFL debut...Helped RB Darren McFadden total 95 yards rushing...(10/24) @ DEN: Made first career start at LT...Part of a record-breaking performance, helping team amass 508 yards of total offense...Team set franchise records for points (59), touchdowns (eight) and rushing touchdowns (five)...Blocked for a running game that totaled 328 yards and helped QB Jason Campbell pass for 204 yards...Paved the way for McFadden to rush for 165 yards and three touchdowns...(10/31) vs. SEA: Contributed to an offense that recorded its second straight 500-plus yard performance, totaling 545 total yards...

Anchored a line that enabled Campbell to pass for 310 yards and McFadden to rush for 111 yards...Team totaled 239 rushing yards...Blocked on a four-yard touchdown run by RB Michael Bush...(11/7) vs. KC: Paved the way for McFadden to rush for 89 yards...(11/28) vs. MIA: Part of a line that allowed just one sack...(12/5) @ SD: Helped McFadden rush for 97 yards...Blocked on a four-yard touchdown run by Bush...Part of a line that allowed just one sack...(12/12) @ JAX: Blocked for McFadden's 123-yard rushing performance...Helped spring McFadden for touchdown runs of 51 and 36 yards... Blocked for Campbell who threw for 324 yards...(12/19) vs. DEN: Part of a unit that totaled 502 yards of offense and did not allow a sack...Helped McFadden rush for 119 yards and aided a rushing attack that totaled 264 yards on the ground...Blocked on two one-yard touchdown dives by Bush...Also blocked on a 71-yard reverse for a touchdown by WR Jacoby Ford...(1/2/11) @ KC: Helped Bush rush for 137 yards...Blocked on a 26-yard touchdown run by Bush and a 10-yard rushing score by Ford...Selected by the Raiders in the third round (69th overall) of the 2010 NFL Draft.

COLLEGE: Started 46 games at left tackle for Hillsdale College...Three-time team Offensive Lineman of the Year and All-Great Lakes Intercollegiate Athletic Conference selection...Became the 11th offensive lineman in the 72-year history of Hillsdale football to earn All-American honors in 2009 and the first since 1996...In final two seasons, produced 216 knockdowns, 30 touchdown-resulting blocks, 16 downfield blocks and an 85.5 percent grade for blocking consistency...Blocked for a 1,000-yard rusher in each of his four seasons...As a senior, earned first team All-American honors from The NFL Draft Report and American Football Coaches Association, adding second team accolades from Daktronics...The Super Region III's top vote getter in the balloting for the Gene Upshaw Award, given to the top small college offensive lineman...Added Daktronics All-American and All-Region first team honors...Started all 13 games at left tackle, leading a punishing ground attack that doubled its scoring output (36 touchdowns) from the previous season...Also provided stellar pass protection, giving up just two quarterback sacks on 442 pass plays...The Chargers ranked 16th in the nation in passing (281.7 ypg) and scoring (35.5 ppg), while finishing 17th in total offense (432.7 ypg)...Registered 102 knockdowns with a career-high 16 touchdown-resulting blocks...Served as team co-captain for the second straight year, leading the Chargers to a 10-3 record, as Hillsdale qualified for the NCAA Division II playoffs for the first time...Team captain as a junior, earning All-GLIAC first team and Daktronics All-Region second team honors...Named the team's Offensive Lineman of the Year and earned GLIAC Offensive Player of the Week accolades against Indianapolis, registering 14 knockdowns...Posted 114 knockdowns and 14 touchdown-resulting blocks, with an 84.27 grade for blocking consistency...Part of a unit that ranked 20th in the nation in passing (273.9)...As a sophomore, named All-GLIAC second team, receiving the first of three team Offensive Lineman of the Year honors during his career...Added Daktronics All-Region second team honors...Paved the way for a ground attack that featured a 1,000-yard runner as the Chargers scored 26 times on the ground...Pass protection skills helped Hillsdale finish sixth in the nation with a school-record 32 touchdowns and 3,454 yards, an average of 314 yards per game...The Chargers also ranked 12th nationally in total offense (476.5) and 10th in scoring (39.2)...Credited with 83 knockdowns and nine touchdown-resulting blocks while grading 84.12 for blocking consistency...Earned starting spot at left tackle as a freshman...Named the team's Offensive Freshman of the Year...Provided blocking for running back who rushed for 1,014 yards...Posted 66 knockdowns and nine touchdown-resulting blocks for an offense that averaged 339.5 yards per game...Helped solidify an offensive line that ranked ninth in the nation in fewest quarterback sacks allowed (11)...Business Management major.

PERSONAL: Attended Forest Hills (Grand Rapids, Mich.) Northern High School, earning team's Most Valuable Lineman and All-Conference honors during his senior year...Also lettered twice in basketball, leading the team to a combined 34-10 record...Older brother, Aaron, played basketball at Hillsdale College.



SETH WAND

76 T

BORN: 8/6/79

6-7 330

RAIDERS: 3

NFL: 6

COLLEGE: NORTHWEST MISSOURI STATE

Houston, 2003-05; Tennessee, 2006; Oakland, 2007-08; Florida (UFL), 2009-10.

Rejoined Raiders as a free agent in August 2011.

PRO: Versatile tackle with NFL experience rejoined the Raiders after spending two seasons in the United Football League (UFL)...**2010:** Played with the Florida Tuskers of the UFL...**2009:** Started at right tackle for Tuskers...**2008:** Saw action in one game with the Raiders...**2007:** Signed by Raiders on 11/21...Did not see regular season action...**2006:** Signed by the Tennessee Titans... Played in seven games in a reserve role...**2005:** Saw action in 14 games with Houston, playing primarily on special teams...**2004:** Started all 16 games for Texans at LT... **2003:** Played in all 16 games as a rookie...Made two starts at tight end...Selected by the Texans in the third round (75th overall) of the 2003 NFL Draft.

COLLEGE: Attended Northwest Missouri State...Saw action at both right and left offensive tackle for the Bearcats, while playing in 50 career games with 36 starts... As a senior, started all 11 regular season games and two playoff contests at left tackle...Named first-team All-American by the NFL Draft Report and first-team All-Mid-America Intercollegiate Athletics Association. Posted 122 knockdowns and helped team yield just 15 sacks...As redshirt freshman, saw action as a reserve tackle in 11 games in the second of the Bearcats back-to-back Division II national championship seasons.

PERSONAL: Lettered in football and basketball at Springfield (Mo.) Catholic High School.



JEREMY WARE

23 CB

BORN: 9/18/86

5-10 185

RAIDERS: 2

NFL: 2

COLLEGE: MICHIGAN STATE

Raiders 7th round pick in 2010.

PRO: Skillful defensive back saw action as a reserve in his rookie season...**2010:** Played in eight games...Recorded first career interception and three passes defended...(9/12) @ TEN: Made NFL debut, seeing action on special teams...(10/31) vs. SEA: Posted first career tackle and first pass defended...(11/7) vs. KC: Recorded first career interception, picking off a second quarter pass in the end zone to halt a potential scoring drive...Credited with two passes defended... Selected by the Raiders in the seventh round (215th overall) of the 2010 NFL Draft.

COLLEGE: Played in 25 games with 16 starts over his final two seasons at Michigan State... Appeared in all 13 games and started 12 as a senior...Named honorable mention All-Big Ten by the conference coaches...Had a career-high 52 tackles, three tackles for a loss (19 yards) and two sacks (18 yards) in 2009...Also had five passes defended, which ranked second on the team...One of two recipients of the team's President's Award for perseverance...Collected a career-high two tackles for a loss (nine yards), including an eight-yard sack, in the 2010 Valero Alamo Bowl against Texas Tech...Collected six tackles overall against the Red Raiders...Made three stops against Penn State...Had three tackles and two passes defended at Purdue...Tal-

lied four tackles against Western Michigan...Recorded five tackles, including a 10-yard sack against Iowa...Collected a career-high 10 tackles against Northwestern...Tallied seven tackles and a pass defended at Notre Dame...Recorded six tackles, a pass defended and an interception against Central Michigan...Appeared in 12 games as a junior, including four starts at cornerback...Finished fourth on the team with six passes defended...Recorded 31 tackles, including 19 solo stops and 12 assists...Credited with five tackles against Wisconsin...Recorded his first career interception in the fourth quarter at Michigan and returned it for 16 yards...Made his first career start a memorable one, recording a career-high eight tackles and tying the school record with five passes defended at Northwestern...Produced four tackles against Iowa...Posted three tackles, including one for a loss, against Eastern Michigan...Recorded one tackle against UAB in his only appearance of the season as a sophomore...Transferred to Michigan State from South Carolina after his redshirt freshman season...Social Science-Human Resources major.

PERSONAL: Attended Lehigh (Fla.) High School...Four-year starter...Never surrendered a touchdown pass during prep career...Recorded 40 tackles and had seven interceptions as a senior...First team all-conference and all-district selection.

| YEAR | TEAM | GP | GS | SACKS | YDS | INT | YDS | FF | FR | PD |
|-------------------|------|----------|----------|------------|------------|----------|----------|----------|----------|----------|
| 2010 | OAK | 8 | 0 | 0.0 | 0.0 | 1 | 0 | 0 | 0 | 3 |
| NFL TOTALS | | 8 | 0 | 0.0 | 0.0 | 1 | 0 | 0 | 0 | 3 |

CAREER SINGLE GAME HIGHS

Interceptions: 1 (11/7/10) vs. KC

Tackles: 1 (10/31/10) vs. SEA

Passes Defended: 2 (11/7/10) vs. KC



SAM WILLIAMS

54 LB

BORN: 7/28/80

6-5 260

RAIDERS: 9

NFL: 9

COLLEGE: FRESNO STATE

Raiders 3rd round pick in 2003.

PRO: Veteran defender and a key special teams contributor...Has seen action in 84 league games with 24 starts...Career totals include 129 tackles (104 solo), one interception, one sack and two fumble recoveries...**2010:** Saw action in all 16 games, primarily on special teams...Totaled 10 special teams tackles (seven)...(9/12) @ TEN: Assisted on one special teams tackle... (10/3) vs. HOU: Saw action at LB, posting a solo tackle... (10/10) vs. SD: Recorded one special teams stop... (11/21) @ PIT: Totaled two tackles (one) on special teams... (11/28) vs. MIA: Had one stop on special teams... (12/12) @ JAX: Recorded one special teams tackle... (12/19) vs. DEN: Registered two solo stops on special teams... (12/26) vs. IND: Notched a special teams tackle... (1/2/11) vs. KC: Credited with a special teams stop...**2009:** Played in all 16 games with two starts...Totaled 19 tackles (16)...Made six tackles on special teams... (10/11) @ NYG: Had one solo tackle on special teams... (11/15) vs. KC: Recorded three solo tackles on defense... (11/22) vs. CIN: Started at OLB...Recorded five total tackles (four)... (11/26) @ DAL: Started at OLB...Had four total tackles (three) including one for a loss... (12/6) @ PIT: Had two tackles (one)... (12/20) @ DEN: Had one special teams tackle... (1/3/10) vs. BAL: Recorded two special teams tackles...**2008:** Played in all 16 games, starting two at OLB...Totaled 12 tackles, four special teams tackles, one interception and recovered one fumble... (9/21) @ BUF: Recorded one tackle on special teams... (10/19) vs. NYJ: Recorded multiple big plays on special teams...Recov-

ered a fumble on a muffed punt to set up a first quarter field goal...Added two tackles...(11/2) vs. ATL: Recorded two solo tackles and two assists...(11/9) vs. CAR: Started at OLB...Recorded first career interception, picking off a third quarter pass to set up a field goal...Had one solo tackle and one assist...Recorded one tackle for a loss...(11/16) @ MIA: Started at OLB...Had two tackles including one tackle for a loss...(12/14) vs. NE: Had one tackle on special teams...**2007:** Played in 11 games, starting four at OLB...Recorded 16 tackles, a pass defended and a forced fumble...Missed five games due to injury...(9/9) vs. DET: Started at OLB...Made three solo tackles...(9/16) @ DEN: Started at OLB...Had four solo tackles and three assists...(9/23) vs. CLE: Started at OLB...Assisted on one tackle...(9/30) @ MIA: Started at OLB...Recorded one pass defended...(11/18) @ MIN: Had one special teams tackle...(11/25) @ KC: Saw time at LB and on special teams...Assisted on one tackle...(12/2) vs. DEN: Saw time on special teams...(12/9) @ GB: Saw time on special teams...(12/16) vs. IND: Saw time at LB and on special teams...Recorded one solo tackle...Had one special teams tackle and forced kick returner to fumble...(12/23) @ JAX: Saw time at LB and on special teams...(12/30) vs. SD: Saw time at LB...Had one solo tackle...**2006:** Started 13 games for the Silver and Black...Posted 37 tackles, one sack and a fumble recovery for a touchdown...(9/11) vs. SD: Recorded three tackles...(10/1) vs. CLE: Recorded three tackles and first career touchdown on 30-yard fumble recovery...(10/8) @ SF: Recorded three tackles...(10/15) @ DEN: Started at LB, recorded two tackles...(10/29) vs. PIT: Started at LB, recording three tackles and a special teams stop...(11/6) @ SEA: Got second start of the season and stayed in the starting lineup for the rest of the season...Recorded four tackles and first career sack...(11/12) vs. DEN: Started at LB, recorded two tackles...(11/19) @ KC: Registered three tackles...(11/26) @ SD: Registered two tackles...(12/3) vs. HOU: Started at LB, recorded five tackles...(12/10) @ CIN: Registered four tackles...(12/17) vs. STL: Registered three tackles...(12/23) vs. KC: Started at LB...(12/31) @ NYJ: Started at LB...**2005:** Entered the season as a projected starter at OLB, but missed the entire season after suffering a torn ACL during training camp...Started in the first preseason game (8/13) @ SF at OLB, but injured his knee in practice the following week...Inactive for the last two preseason games before being placed on Injured Reserve on 8/29...**2004:** Saw action in nine games at LB and started four contests...Also contributed on special teams...Missed the first five contests due to a shoulder injury suffered in training camp...Received the Ed Block Courage Award, given annually to the player who has demonstrated tremendous courage while rehabilitating from injury...(10/17) vs. DEN: Saw first action of the season at LB and made two tackles...Also made one tackle on special teams...(10/24) vs. NO: Played at LB, making two tackles...(10/31) @ SD: Played at LB, making four tackles...(11/21) vs. SD: Made first career start at OLB and played on special teams...(11/28) @ DEN: Played at LB, recording six tackles and one pass defended...(12/5) vs. KC: Started at OLB, recording two tackles and one pass defended...(12/12) @ ATL: Started at OLB, recording four tackles and a pass defended...(12/19) vs. TEN: Started at OLB, making six tackles, all solo stops...Inactive for the final two games of the season...**2003:** (9/22) @ DEN: Played for the first time in his career at DE after being inactive for first two regular season games...Also saw action on special teams before suffering a season-ending knee injury...Inactive for seven games before being placed on Injured Reserve on 11/17...Selected by the Raiders in the third round (83rd overall) of the 2003 NFL Draft.

COLLEGE: Four-year letterwinner at Fresno State...Recorded 145 tackles with four sacks for minus-19 yards and 13 stops for losses of 36 yards in 45 games...All-Western Athletic Conference honorable mention as a senior after recording 60 tackles with six stops for losses of 11 yards and three quarterback pressures...Intercepted a pass and deflected six others...Also recovered two fumbles...Set up a score when he advanced a fumble recovery six yards, deflected a pass and had seven tackles with a pressure against Wisconsin...Posted a season-high 11 tackles vs. Oregon while playing strong side LB...Batted away four passes, intercepted another for a two-yard return and was in on three solo tackles against Nevada...Followed with 10 tackles and two stops for losses against San Jose State...Played in every game, starting the final seven contests at weak side OLB as a junior...Recorded 61 tackles, two sacks for minus-seven yards and four stops for losses of 11 yards...Caused a fumble...Blocked an extra point attempt and posted four hits against Colorado...Picked off a pass to set up a score vs. Boise State...Collected three tackles and blocked a punt against Utah State and had six tackles in Silicon Valley Football Classic against Michigan State...Played in 10 games as a reserve OLB, seeing action mostly on special teams and recorded 16 tackles as a sophomore...Had a season-high four tackles vs.

Nevada...As a redshirt freshman, played in 11 games, collecting eight tackles...Sociology major.

PERSONAL: Attended Clayton Valley (Concord, Calif.) High School...Recorded 138 tackles (79 solo) and five interceptions (two were returned for touchdowns) as a senior...Also had 10 deflected passes and two blocked PATs to help lead the team to a 9-3 record (best in a decade)...First team All-Bay Valley Athletic League, named All-Bay Area by the Oakland Tribune and named to the San Francisco Metro all-star team by the San Francisco Examiner...Named Clayton Valley High's "Mr. Defense."

| YEAR | TEAM | GP | GS | SACKS | YDS | INT | YDS | FF | FR | PD |
|-------------------|------|-----------|-----------|------------|------------|----------|----------|----------|----------|----------|
| 2003 | OAK | 1 | 0 | 0.0 | 0.0 | 0 | 0 | 0 | 0 | 0 |
| 2004 | OAK | 9 | 4 | 0.0 | 0.0 | 0 | 0 | 0 | 0 | 3 |
| 2005 | OAK | 0 | 0 | 0.0 | 0.0 | 0 | 0 | 0 | 0 | 0 |
| 2006 | OAK | 15 | 12 | 1.0 | 4.0 | 0 | 0 | 0 | 1 | 1 |
| 2007 | OAK | 11 | 4 | 0.0 | 0.0 | 0 | 0 | 1 | 0 | 1 |
| 2008 | OAK | 16 | 2 | 0.0 | 0.0 | 1 | 0 | 0 | 1 | 1 |
| 2009 | OAK | 16 | 2 | 0.0 | 0.0 | 0 | 0 | 0 | 0 | 0 |
| 2010 | OAK | 16 | 0 | 0.0 | 0.0 | 0 | 0 | 0 | 0 | 0 |
| NFL TOTALS | | 84 | 24 | 1.0 | 4.0 | 1 | 0 | 1 | 2 | 6 |

CAREER SINGLE GAME HIGHS

Tackles: 6, twice, last (12/19/04) VS. TEN

Sacks: 1 (11/6/06) @ SEA


Interceptions: 1 (11/9/08) vs. CAR

Return Yards: 4 (11/9/08) vs. CAR

Forced Fumbles: 1 (12/16/07) vs. IND

Fumble Recoveries: 1, twice, last (10/19/08) vs. NYJ

Passes Defensed: 1, six times, last (11/9/08) vs. CAR



KAMERION WIMBLEY

96 LB

BORN: 10/13/83

6-4 255

RAIDERS: 2

NFL: 6

COLLEGE: FLORIDA STATE

Cleveland, 2006-09.

Acquired by Raiders via trade with Cleveland in March 2010.

PRO: Dynamic, productive linebacker has started 78 of 79 games in five pro seasons...Started all 16 games and paced the team with nine sacks in his first season with the Silver and Black...Career totals include 35.5 sacks, 306 tackles (229 solo), eight forced fumbles and one interception...**2010:** Started all 16 games at OLB...Led team with nine sacks for 59.5 yards in losses...Added 58 tackles (46), one forced fumble and one pass defensed...Named AFC Defensive Player of the Week after a three-sack performance (1/2/11) @ KC...(9/12) @ TEN: Made Raider debut...Recorded five tackles (four) including a sack for loss of 10 yards...Forced a fumble on the sack that was recovered by Raiders and led to a field goal...(9/19) vs. STL: Totaled five tackles (four) and one sack for loss of eight yards...(10/3) vs. HOU: Posted two solo tackles...(10/10) vs. SD: Registered a season-high eight tackles (five)...(10/17) @ SF: Had three solo tackles...(10/24) @ DEN: Recorded two solo stops...Sacked QB for a six-yard loss...(10/31) vs. SEA: Posted four tackles (three)...Added 1.5 sacks for losses totaling 9.5 yards...(11/7) vs. KC: Totaled four tackles (three)...Credited with a pass defensed...(11/21) @ PIT: Registered four tackles (three)...Had one tackle for loss...(11/28) vs. MIA: Had two solo tackles...(12/5) @ SD: Posted four solo

tackles including a sack...(12/12) @ JAX: Recorded six tackles (five)...Credited with a half-sack for a loss of four yards...(12/19) vs. DEN: Recorded one solo tackle...(12/26) vs. IND: Made one solo tackle...(1/2/11) @ KC: Named AFC Defensive Player of the Week...Totaled a career-high three sacks for losses totaling 21 yards...Added seven tackles (four)... **2009:** Started 15 games at outside linebacker...Collected a career-high 68 tackles (48) and led the team with 6.5 sacks... Ranked third on Cleveland in tackles...(9/13) vs. MIN: Posted three tackles...Had one sack for a loss of seven yards...(9/20) @ DEN: Played in 50th league contest...Recorded five tackles (four)... Added a special teams stop...(9/27) @ BAL: Totaled five tackles and recorded a sack...(10/4) vs. CIN: Notched seven tackles...Recorded a sack...(10/11) @ BUF: Set a career high with 11 tackles...Posted a sack for the third straight game...(10/18) @ PIT: Inactive due to illness, missing first career game...(10/25) vs. GB: Posted four tackles...(11/1) @ CHI: Registered three tackles...Sacked QB for an 11-yard loss...Credited with a pass defended...(11/16) vs. BAL: Posted five tackles...(11/22) @ DET: Produced four tackles...(11/29) @ CIN: Posted four tackles...Had one sack for a nine-yard loss...Forced a fumble...(12/6) vs. SD: Recorded five tackles and was credited with a half-sack...(12/10) vs. PIT: Recorded four tackles...(12/20) @ KC: Registered four tackles...(12/27) vs. OAK: Tallied two tackles...(1/3/10) vs. JAX: Posted two tackles, including one for a loss... **2008:** Started all 16 games for second straight season...Totaled 66 tackles, including a career-high 52 solo stops...Added four sacks, two passes defended and one interception...(9/7) vs. DAL: Posted four tackles...(9/14) vs. PIT: Totaled three tackles...(9/21) @ BAL: Recorded three tackles (two)...(9/28) @ CIN: Totaled three solo tackles...Had one sack and one forced fumble that led to a touchdown...(10/13) vs. NYG: Recorded five tackles...(10/19) @ WAS: Ranked second on the team with 10 tackles (eight)...Had one pass defended...(10/26) @ JAX: Totaled six tackles (five)...Helped limit Jaguar running backs to just 53 yards (2.7 avg.) on the ground...(11/2) vs. BAL: Posted three solo tackles...(11/6) vs. DEN: Recorded four tackles...Posted one sack for a loss of six yards...(11/17) @ BUF: Totaled five tackles (four)...Recorded first career interception, picking off a first quarter pass on a deflection...Part of a defense that forced four turnovers...(11/23) vs. HOU: Had four tackles, including one tackle for a loss...Posted a sack for a four-yard loss...(11/30) vs. IND: Totaled three tackles...(12/7) @ TEN: Recorded two tackles...(12/15) @ PHI: Posted three tackles...Had one sack for a loss of six yards...(12/21) vs. CIN: Recorded four total tackles (three)...(12/28) @ PIT: Totaled nine tackles (seven), including one tackle for a loss... **2007:** Started all 16 games...Led team with five sacks and 20 quarterback hurries...Recorded 51 tackles (39), one pass defended and four forced fumbles...(9/9) vs. PIT: Totaled two solo tackles...(9/16) vs. CIN: Posted three tackles...(9/23) @ OAK: Had five solo tackles...Recorded two sacks for losses totaling 16 yards...Forced a fumble...(9/30) vs. BAL: Posted two tackles...Credited with three quarterback hurries...(10/7) vs. NE: Contributed five tackles (three)...(10/14) vs. MIA: Posted four solo tackles...Sacked quarterback for a six-yard loss...(10/28) @ STL: Recorded three tackles (two)...(11/4) vs. SEA: Notched four solo tackles...(11/11) @ PIT: Posted three tackles (two)...(11/18) @ BAL: Totaled one tackle...Recorded a sack for a nine-yard loss, forcing a fumble that led to a Browns field goal...(11/25) vs. HOU: Totaled three tackles (two), including one tackle for a loss...Forced a fumble to thwart a potential scoring drive...(12/2) @ AZ: Posted five tackles (three)...(12/9) @ NYJ: Had four tackles (three)...Sacked QB for a three-yard loss, forcing a fumble...(12/16) vs. BUF: Had five tackles (two)...Part of a defense that shut out an opponent for the first time since 2005...(12/23) @ CIN: Recorded one tackle...(12/30) vs. SF: Contributed two tackles (one)...Had one tackle for a loss... **2006:** Played in all 16 games as a rookie, making 15 starts at outside linebacker...Set a franchise record for rookies with 11 sacks for losses totaling 59.5 yards...Recorded a sack in nine different games...Ranked sixth in the AFC and 11th in the NFL in sacks...Sack total ranked second among NFL rookies...Added 62 tackles (44), one forced fumble and three fumble recoveries...(9/10) vs. NO: Made NFL debut...Posted four tackles (two) including one tackle for a loss...(9/17) @ CIN: Made first career start...Totaled three tackles... Posted first career sack for a five-yard loss...(9/24) vs. BAL: Posted two tackles...(10/1) @ OAK: Totaled three tackles, including one for a loss...Recorded two sacks for losses totaling 13 yards, marking first career multiple-sack game...(10/8) @ CAR: Posted two tackles, including one tackle for a loss...(10/22) vs. DEN: Recorded five tackles...(10/29) vs. NYJ: Led team with seven tackles (four)...Recorded a fumble that led to a Browns field goal...(11/5) @ SD: Had two tackles and posted 1.5 sacks for losses totaling 12.5 yards...(11/12) @ ATL: Had five solo tackles and one sack...Sacked QB for a three-yard loss in fourth quarter...(11/19) vs. PIT: Recorded a sack for a 10-yard loss in the fourth quarter...(11/26) vs. CIN: Posted four tackles (two), including one tackle for a loss...(12/3) vs. KC: Totaled three tackles (two)...Had one sack for a loss of four yards...

(12/7) @ PIT: Notched six tackles (three)...Recovered a fumble...(12/17) @ BAL: Had three tackles (two)...Recovered a fumble...Credited with a half-sack for a seven-yard loss...(12/24) vs. TB: Had eight tackles (six)...Posted two sacks for losses totaling six yards...Forced a fumble that was returned 40 yards for a touchdown...(12/31) @ HOU: Posted three tackles (two) and a sack for a three-yard loss...Selected by the Browns in the first round (13th overall) of the 2006 NFL Draft.

COLLEGE: In 49 games at Florida State (2002-05), posted 108 tackles (67 solo), 12 sacks for 85 yards, 23.5 tackles for a loss, 31 QB pressures, three fumble recoveries, one forced fumble and eight passes defended...In 2005, took over the right defensive end duties and was named All-Atlantic Coast Conference second team...Started the first nine games of the season at right defensive end and totaled 26 tackles (11), 7.5 sacks for losses of 56 yards, 11 tackles for a loss, 17 QB hurries and four passes defended...Missed two games due to a left knee sprain...Played in every game in 2004, starting two games at right defensive end and finishing with 27 tackles (13), two sacks for 13 yards in losses, 5.5 tackles for a loss and one pass defended...Part of a defensive unit that allowed only 83.1 yards per game and 2.4 yards per carry on the ground during the season...In 2003, played in every game, including one start at right defensive end...Recorded a career-high 38 tackles (30) with 2.5 sacks for losses totaling 16 yards, seven tackles for a loss, seven QB hurries, two passes defended, one forced fumble and one fumble recovery...One of eight true freshmen to letter for the Seminoles in 2002, playing in every game as a reserve defensive end...Recorded 17 tackles (13), two recovered fumbles and one pass defended...Social Work major.

PERSONAL: Attended Northwest (Wichita, Kan.) High School...Graduated a semester early and enrolled at Florida State in the spring of 2002...Competed as a linebacker, quarterback, receiver and punter in high school...Earned Parade Magazine All-American honors during senior season...Earned SuperPrep All-American honors and was ranked the No. 5 prospect in Kansas...Ranked No. 4 defensive end by Rivals.com...Had his high school jersey number retired...Married with a daughter.

| YEAR | TEAM | GP | GS | SACKS | YDS | INT | YDS | FF | FR | PD |
|-------------------|------|-----------|-----------|-------------|--------------|----------|----------|----------|----------|----------|
| 2006 | CLE | 16 | 15 | 11.0 | 59.5 | 0 | 0 | 1 | 3 | 0 |
| 2007 | CLE | 16 | 16 | 5.0 | 34.0 | 0 | 0 | 4 | 0 | 1 |
| 2008 | CLE | 16 | 16 | 4.0 | 18.0 | 1 | 2 | 1 | 0 | 2 |
| 2009 | CLE | 15 | 15 | 6.5 | 54.0 | 0 | 0 | 1 | 0 | 1 |
| 2010 | OAK | 16 | 16 | 9.0 | 59.5 | 0 | 0 | 1 | 0 | 1 |
| NFL TOTALS | | 79 | 78 | 35.5 | 225.0 | 1 | 2 | 8 | 3 | 5 |

CAREER SINGLE GAME HIGHS

Tackles: 11 (10/11/09) vs. BUF*

Sacks: 3 (1/2/11) @ KC**

Interceptions: 1 (11/17/08) @ BUF*

Return Yards: 2 (11/17/08) @ BUF*

Forced Fumbles: 1, eight times, last (9/12/10) @ TEN**

Fumble Recoveries: 1, three times, last (12/17/06) @ BAL*

Passes Defended: 1, five times, last (11/7/10) vs. KC**

* — with Cleveland

** — with Oakland

2011 DRAFT CHOICES

| | | | |
|---|-------------------|----|--------------------|
| 2 | Stefen Wisniewski | C | Penn State |
| 3 | DeMarcus Van Dyke | CB | Miami |
| 3 | Joe Barksdale | T | LSU |
| 4 | Chimdi Chekwa | CB | Ohio State |
| 4 | Taiwan Jones | RB | Eastern Washington |
| 5 | Denarius Moore | WR | Tennessee |
| 6 | Richard Gordon | TE | Miami |
| 7 | David Ausberry | TE | USC |



DAVID AUSBERRY

86 TE

BORN: 9/25/87

6-4


245

COLLEGE: USC

Raiders 7th round draft pick in 2011 (241st player taken).

COLLEGE: Played four years at both wide receiver and tight end at USC...Had 64 career receptions for 700 yards and seven touchdowns...Made 11 career starts...Appeared in all 13 games as a senior, totaling 20 receptions for 252 yards (12.6 avg.) with four touchdowns...Added two carries for 14 yards...Hauled in a 46-yard catch against Hawaii...Had a season-high four receptions for 53 yards and a touchdown against California...Started the first six games of the season as a junior in 2009...Missed six games due to injury but returned for the Emerald Bowl against Boston College...Totalled 12 receptions for 123 yards (10.2) in seven games...Had two catches for 37 yards against San Jose State...Recorded three catches for 28 yards at Ohio State...Posted two receptions for 17 yards against Boston College...Played in 12 games as a sophomore...Had six receptions for 85 yards and one touchdown...Had three receptions for 74 yards against Oregon including a 59-yard touchdown...Also had two receptions for six yards at Arizona...Played in 12 games with five starts at WR as a redshirt freshman...Totalled 26 receptions for 240 yards and one touchdown...Set a career high with five receptions for 46 yards in his collegiate debut against Idaho...Had a 14-yard touchdown reception at Oregon...Totalled three receptions each at Nebraska, against Washington and at Notre Dame...Hauled in a 15-yard touchdown catch against Illinois in the Rose Bowl...Sociology major.

PERSONAL: Attended Lemoore (Calif.) High School...Named 2005 Parade All-American, USA Today All-USA first team, Super Prep Elite 50, PrepStar Dream Team, ESPN 150, SuperPrep All-American, PrepStar All-American, EA Sports All-American second team, U.S. Army All-American Game participant, Super Prep All-Farwest, Prep Star All-Western and Long Beach Press-Telegram Best in the West first team as a senior wide receiver, defensive back and punter...Also named Orange County Register Fab 15 first team, Tacoma News-Tribune Western 100, Cal-Hi Sports All-State first team, Cal-Hi Sports All-State Medium Schools MVP, Fresno Bee All-Area first team and All-West Yosemite League Offensive MVP...Had 55 catches for 930 yards (16.9 avg.) with 13 touchdowns and ran for 489 yards on 46 carries (10.6) with 13 touchdowns...Added four interceptions and two fumble recoveries...Had 17 kickoff returns for 557 yards (32.8) and averaged 40.8 yards on 43 punts in 2005 as team won the CIF Central Section Division III title...As a junior in 2004, was an all-league selection while catching 56 passes for 850 yards (15.2 avg.) with seven scores and adding 350 rushing yards with six touchdowns...Received all-league honors as a sophomore in 2003 after recording 800 receiving yards and 10 touchdowns...Also competed on the track team, with a best of 22-10 in the long jump...Cousin of Tommie Smith, the 1968 Olympic gold medalist in the 200 meters who is long remembered (along with John Carlos) for his salute on the medal stand.



JOE BARKSDALE 72 T

BORN: 1/1/89

6-4

325

COLLEGE: LSU

Raiders 3rd round draft pick in 2011 (92nd player taken).

COLLEGE: Played in 53 career games and started his final 39 straight contests at LSU...Made 26 career starts at right tackle and 13 starts at left tackle...In three seasons as a starter, participated in 2,534 offensive plays and produced an 83.8 percent grade for blocking consistency...As a senior, started all 13 games at LT...Earned All-Southeastern Conference first team honors from the NFL Draft Report...Added second team accolades from the league's coaches and the Associated Press...Part of an offensive line that reduced its sack total by 13 from the previous season...Tigers averaged 341.3 yards of total offense and 185.7 rushing yards per contest...Earned SEC Offensive Lineman of the Week honors after grading out at 93 percent against Mississippi...Started all 13 games at RT as a junior, playing every offensive snap during the Tigers final five games...Earned starting job as a sophomore, taking over at RT and starting all 13 games...Also served on extra point and field goal units...Helped Tigers average 368.1 yards per contest over a 10-game stretch...Played in 14 games as a freshman, seeing reserve action on the offensive line in eight contests...Played on both extra point and field goal units...Saw action in a total of 57 snaps from scrimmage on offense and another 98 on special teams...Also lined up in the backfield in short-yardage and goal line situations for the Tigers...Played in season-high 18 snaps against Louisiana Tech...General Studies major.

PERSONAL: Attended Cass Technical (Detroit) High School...Regarded as the top defensive tackle prospect in the Midwest and was rated the fourth-best player in the country at his position...A consensus five-star prospect by every recruiting publication...Named to the prestigious Parade All-American Team...Played in the U.S. Army All-American Bowl as a member of the East team...Chosen by the Detroit News as the top blue-chip prospect and was a member of the Rivals.com Top 100 and Scout.com Hot 100 squads...Named a SuperPrep All-American...Named to the Detroit News "Dream Team" after recording 73 tackles (17 for losses), 14 hurries, seven sacks, one interception and three forced fumbles as a senior...As a junior, received All-City honors after making 83 tackles (20 for losses), five forced fumbles, eight sacks and ten fumble recoveries...Graduated early with a 3.5 grade point average.



CHIMDI CHEKWA 35 CB

BORN: 9/7/88

6-0

190

COLLEGE: OHIO STATE

Raiders 4th round draft pick in 2011 (113th player taken).

COLLEGE: Played in 52 career games with 38 starts at Ohio State...Finished his college career with 145 tackles (115 solo), 35 passes defended, six interceptions, one sack and two forced fumbles...As a senior, earned first team All-American honors from the Football Writers Association and Phil Steele Publications, adding second team accolades from the Walter Camp Football Foundation and Rivals.com...Also tabbed for third team All-American recognition from the NFL Draft Report and honorable mention honors from Sports Illustrated...A semifinalist for the Jim Thorpe Award, presented to the nation's top defensive back, and the Chuck Bednarik Award, presented to the nation's best defensive player...Added first team All-Big Ten honors from the league's coaches and media...Earned Academic All-Big Ten honors...Recipient of the Arnie Chonko Award, given by the Ohio State coaches to the team's outstanding defensive back...

Started all 13 games as a senior, ranking eighth on the team with 42 tackles (34)...Had a seven-yard sack and four stops for losses totaling 19 yards...Also forced two fumbles...Led the Buckeyes with three interceptions for 22 yards...Added nine passes defended...Part of a unit that led the Big Ten and ranked fourth in the nation in total defense (262.2 ypg.), pass defense (165 ypg.) and fifth in the nation in scoring defense (14.3 ppg.)...All-Big Ten Conference honorable mention as a junior...Started all 13 games, finishing eighth on the team with 43 tackles (26)...Credited with seven passes defended and returned an interception 19 yards...Part of a defense that ranked fifth in the nation in both total defense (262.3 ypg.) and scoring defense (12.5 ppg.)...Played in 13 games with 11 starts as a sophomore, recording 30 tackles (28)...Had one interception and four passes defended...Helped team rank sixth in the nation in scoring defense (13.9 ppg.)...Saw action in 13 games as a freshman...Named to The Sporting News Freshman All-Big Ten Conference team...Recorded 30 tackles (27) with two stops for losses...Returned an interception nine yards...Led team with nine passes defended...Part of a unit that led the nation in total defense (233.0 ypg.), scoring defense (12.7 ppg.) and pass defense (150.1 ypg.)...Lettered twice on the Ohio State track team...Part of Ohio State's 4x100 relay team that captured the Big Ten Outdoor Track & Field Championships title in 2009...Accounting major.

PERSONAL: Attended East Ridge (Clermont, Fla.) High School...A two-time all-district choice, adding all-central Florida first-team and all-state second-team honors as a senior...Rated the 45th-best cornerback in the country and placed 97th on the Rivals.com Florida Top 100 List in 2005 with a three-star prospect ranking...As a senior, intercepted seven passes and broke up six others, registering 44 tackles with four fumble recoveries...As a junior, totaled 41 tackles with four interceptions, returning two picks for touchdowns...Recorded 11 passes defended and notched a sack...Also lettered four times as a sprinter for the East Ridge track team, receiving all-state accolades...Sister played basketball at Mississippi State and brother ran track at Louisiana-Monroe.



RICHARD GORDON

82 TE

BORN: 6/7/87

6-4

265

COLLEGE: MIAMI

Raiders 6th round draft pick in 2011 (181st player taken).

COLLEGE: Played in 49 career games at Miami...Finished career with 10 receptions for 60 yards...Added five kickoff returns for 104 yards (20.8 avg.) as a sophomore...Named the 2010 Nick Chickillo Most Improved Player...Played in all 12 games and started seven games at tight end as a fifth-year senior...Totaled six receptions for 30 yards...Had two catches for 11 yards at Pittsburgh...Recorded catches at Clemson, at Duke and against North Carolina...Had a four-yard reception against Notre Dame in the Sun Bowl...Had senior season (2009) cut short due to injury suffered in the season opener...Played in 12 games as a junior...Caught three passes for 24 yards...Had a career-long 15-yard reception at Georgia Tech...Had two receptions for nine yards against North Carolina...Played in all 12 games with one start as a sophomore...Caught one pass for eight yards...Returned kickoffs for the first two games of the season, making five returns for 104 yards (20.8)...Lone reception came against Marshall...Returned four kickoffs for 77 yards against Oklahoma...Had a long return of 25 yards...Made first career start against Georgia Tech...Played in 12 games as a true freshman, primarily on special teams...Moved to defensive line during first season, playing three downs at defensive tackle against FIU.

PERSONAL: Miami native attended Norland (Fla.) High School and Milford (N.Y.) Prep...Totaled 35 tackles, one fumble recovery and one sack as a senior...Also recorded two touchdowns as a wide receiver...Selected to play in the CaliFlorida Bowl...Primarily played tight end as a junior...Ranked the No. 6 prep school recruit by Rivals.com in 2006...Rated the No. 20 overall prospect in Florida by Rivals.com and the No. 15 defensive end by Scout.com in 2005...Ranked as the No. 4 prospect in Dade County by the Miami Herald, the No. 56 overall prospect by the Orlando Sentinel, the No. 16 overall prospect by the Tampa Tribune, and the No. 4 defensive end prospect in the South by the Atlanta Journal-Constitution...Also competed in basketball and track in the 4x100 relay.



TAIWAN JONES

36 RB

BORN: 7/26/88

6-0

195

COLLEGE: EASTERN WASHINGTON

Raiders 4th round draft pick in 2011 (125th player taken).

COLLEGE: Played in 31 career games at running back and cornerback at Eastern Washington... Led Eagles to a 13-2 record and the 2010 NCAA FCS title as a junior... Named the Big Sky Conference Offensive Player of the Year in 2010... Finished his career ranked fourth in school history with 2,995 rushing yards on 383 carries and 29 touchdowns... Also caught 64 passes for 903 yards and seven touchdowns... Returned 50 kickoffs for 1,134 yards (22.8 avg.) and one touchdown... Added 29 yards on six punt returns... Had 5,021 all-purpose yards to rank second in Eagles history... Set the school record with an average of 161.9 all-purpose yards per game and scored 37 career touchdowns, the third-highest total in program history... Averaged 123.1 rushing yards per game to rank second in school annals... Recorded 56 tackles (35 solo) on defense with four passes defended and two blocked kicks... A consensus All-American selection and named the Phil Steele Publications NCAA FCS Offensive Player of the Year as a junior... Led the conference and ranked second in the nation with an average of 145.1 rushing yards per game and an average of 201.7 all-purpose yards per contest... Rushed for 1,742 yards on 221 carries to rank third on the school's single-season list... Also recorded 24 receptions for 342 yards and three touchdowns... Totaled 2,241 all-purpose yards to rank third in Big Sky Conference history and second in EWU history... Amassed at least 300 all-purpose yards against Nevada (322) and Montana (305)... Had a string of seven straight 100-yard rushing games to close out his career... As a sophomore, earned third team All-American honors from the NFL Draft Report, Associated Press and the Sports Network... Also named first team All-Big Sky Conference... Saw action in 12 games with 10 starts... Totaled 1,213 rushing yards on 162 carries and 15 touchdowns... Ranked second in the conference and ninth in the nation with an average of 101.1 rushing yards per game... Also ranked third on the team with 40 receptions for 561 yards and three touchdowns... Returned 28 kickoffs for 571 yards (20.4 avg.)... Led the Big Sky and ranked second in the nation with an average of 195.4 all-purpose yards per game... Racked up 2,345 all-purpose yards to rank third in the school record book... Rushed for at least 100 yards in seven contests... Played in seven games with four starts at cornerback as a redshirt freshman... Recorded 54 tackles (33) with a pair of stops for losses... Also recorded four passes defended and blocked two kicks... Returned seven kickoffs for 254 yards including a 93-yard touchdown against Northern Colorado... Interdisciplinary Liberal Arts major.

PERSONAL: Attended Deer Valley (Antioch, Calif.) High School... Named the Contra Costa Times Player of the Year and also earned first team San Francisco Chronicle All-Metro honors as a running back... Selected Most Valuable Player of the Bay Valley Athletic League and team's MVP on offense... As a senior, started at both tailback and cornerback... Set the school single-season record with 19 touchdowns... Rushed for 1,466 yards (9.3 avg.) and 13 touchdowns... On defense, had 37 tackles with a sack and three interceptions... Returned one interception for a score... Led team to a 10-0 regular season record and program's first league title.



DENARIUS MOORE

17 WR

BORN: 12/9/88

6-0

195


COLLEGE: TENNESSEE

Raiders 5th round draft pick in 2011 (148th player taken).

COLLEGE: Played in 52 career games with 20 starts at Tennessee... Finished college career ranked 12th in program history with 112 receptions... Had 2,004 career receiving yards to rank

seventh on the Tennessee career list...Totaled 18 touchdown receptions to rank fifth in program history...Tied a school record by playing in 52 career games...All-Southeastern Conference selection by the NFL Draft Report as a senior...Started all 13 games...Finished second on the team with 47 receptions for 981 yards and nine touchdowns...Had two 200-yard performances, totaling 205 receiving yards against Kentucky and 228 yards against South Carolina...Was the only NCAA FBS player to post two 200-yard receiving games in 2010...Set the school season and career records for most 200-yard receiving performances...Had 17 catches of at least 20 yards and 12 catches of at least 30 yards...Became the first Volunteer since 1995 to have at least one touchdown reception in five consecutive games...Ranked second in the nation with an average of 20.9 yards per game...Added 82 rushing yards and one touchdown on seven carries...Also returned five kickoffs for 84 yards (16.8 avg.)...Finished with 1,147 all-purpose yards on the season...Appeared in 13 games with seven starts as a junior...Finished second on team with 40 receptions for 540 yards (13.5 avg.) and seven touchdowns...Rushed three times for 23 yards...Played in 12 games as a sophomore, totaling 11 catches for 271 yards (24.6) and two touchdowns...Had a 63-yard reception against Kentucky, marking the longest by a Volunteer in 2008...Returned two kickoffs for 49 yards (24.5)...Named Freshman All-SEC after appearing in all 14 games...Totaled 14 receptions for 212 yards (15.1)...Returned four kickoffs for 87 yards including a long return of 31 yards against California...Criminal Justice major.

PERSONAL: Attended Tatum (Texas) High School...A PrepStar All-American selection...Twice named Class 2A Texas Sportswriters Association first team all-state as a kick returner, adding second team Reebok Super Team honors as a defensive back...Two-time all-district choice, rated the 34th-best overall athlete in the country and ranked 40th on the Rivals.com Texas Top 100 list...During senior season, collected 32 receptions for 501 yards (15.6 avg.) and rushed 27 times for 200 yards...As a junior, caught 27 passes for 423 yards (15.6) with eight touchdowns...Gained 287 rushing yards and two touchdowns on 22 carries (13.0 avg.)...Also competed in track and set the school record en route to winning the Texas state championship in the 110-meter hurdles (13.73) as a junior...Starting point guard on the basketball team and averaged 20.1 points per game.



DeMARCUS VAN DYKE

38 CB

BORN: 1/17/89

6-1

180


COLLEGE: MIAMI

Raiders 3rd round draft pick in 2011 (81st player taken).

COLLEGE: Played in 51 career games with 21 starts at Miami...Totaled 80 tackles, 10 passes defended and three interceptions...Played in 13 games as a senior...Spent time at left cornerback and in the nickel package...Posted two interceptions including one at Pittsburgh that was returned for 74 yards...Credited with five passes defended...Had a season-high four solo stops and forced and recovered a fumble at Clemson...Posted two tackles at Ohio State...Tallied a single solo tackle against Florida A&M, Florida State, North Carolina and at Georgia Tech...Posted 10 assisted stops on the season, including three at Duke...Had one tackle for a loss of two yards against North Carolina...As a junior, made eight starts and played in 12 games at CB...Had three passes defended on the season...Recorded his first career interception in the fourth quarter at Wake Forest...Tallied four tackles in back-to-back weeks vs. Clemson and at Wake Forest...Set a career high with six tackles (five solo) against Wisconsin in the Champs Sports Bowl...Played in all 13 games and made two starts as a sophomore...Recorded 16 tackles (11) and had one pass defended...Posted three tackles at Duke...Started at RCB in first collegiate game, posting three tackles (two) against Marshall...Started at LCB and posted two solo stops at Oklahoma...Recorded three tackles (two) at Florida State.

PERSONAL: Attended Monsignor Pace (Miami, Fla.) High School...Finished senior season with 56 tackles and seven interceptions, returning one for a touchdown...Also caught 21 passes for 417 yards...As a junior had 12 passes defended, four interceptions and returned two kickoffs and four punts for touchdowns...Ranked the No. 16 athlete and the No. 21 player in Florida by Rivals.com...Rated the No. 15 cornerback and the No. 7 player in the state by Scout.com...Ranked the

No. 15 player in Florida by the Orlando Sentinel and the No. 25 player by the St. Petersburg Times...Member of the Atlanta Journal-Constitution Super Southern 100...Rated the No. 11 player in Florida and the No. 12 defensive back in the nation by SuperPrep.



STEFEN WISNIEWSKI 61 c

BORN: 3/22/89

6-3

315

COLLEGE: PENN STATE

Raiders 2nd round draft pick in 2011 (48th player taken).

COLLEGE: Played in 47 career games with 38 starts at Penn State...Started 38 of his final 39 games, starting 25 at right guard and 13 at center...Became the program's first three-time Academic All-American...As a senior, earned first team All-American honors from the NFL Draft Report and the American Football Coaches Association...Added second team All-American accolades from the Walter Camp Football Foundation and the Associated Press...Garnered CoSIDA/ESPN the Magazine Academic All-American honors...An All-Big Ten Conference and Academic All-Big Ten first team pick...Became the 78th player in the Joe Paterno era to receive All-American first-team honors and the 81st in the history of the school...Returned to right guard after starting at center during his junior season...Part of a unit that led the conference and tied for 10th in the nation in fewest quarterback sacks allowed (0.85 spg)...Helped the Lions gain an average of 229.7 passing yards per game...Played center as a junior, earning All-American third-team honors from The NFL Draft Report and College Football News...Added Academic All-American honors for the second consecutive season and was a member of the AFCA/Allstate Good Works Team...Also a member of the All-Big Ten Conference second team and Academic All-Big Ten first team squads...Appeared in 905 offensive snaps...Part of a group that ranked second in the Big Ten in total offense (406.9 ypg)...Blocked for QB Daryll Clark, who finished second in the conference in passing efficiency and threw a school-record 24 touchdown passes...Offensive line ranked second in the Big Ten in fewest sacks allowed (1.31) and eclipsed 500 yards of total offense on four occasions, including a 512-yard effort in regular season finale at Michigan State...An All-Big Ten Conference second team selection as a sophomore...Started 12 games and selected a second team CoSIDA/ESPN the Magazine Academic All-American, one of a program-record five Nittany Lions so honored in 2008...Also earned Academic All-Big Ten first team accolades and delivered a perfect 4.00 grade point average during the spring semester...Was instrumental in Penn State ranking in the top 20 nationally in rushing (17th-205.9 ypg), total offense (14th-448.9 ypg.) and scoring offense (11th-38.9 ypg)...Eleven of his starts were at right guard, helping the Nittany Lions lead the Big Ten in total and scoring offense, finish second in rushing and third in passing offense (243.1 ypg)...Blocked for tailback Evan Royster, who became Penn State's fourth consecutive 1,000-yard rusher...Also key in helping Penn State lead the Big Ten and rank fifth in the nation in fewest sacks allowed (1.0)...Helped the Lions gain more than 400 yards 10 times, including 410 against USC, the nation's top-ranked defense, in the 2009 Rose Bowl...Named to the Freshman All-Big Ten Conference team by The Sporting News...Appeared in eight games as a freshman, including the final seven contests at right guard...Became the first Penn State true freshman offensive lineman to start since 1999...Participated in 230 plays, helping the Nittany Lions average 400.1 yards per game of total offense...Compiled a perfect 4.0 grade-point average during the 2007 fall semester...Secondary education major.

PERSONAL: Attended Central Catholic (Pittsburgh, Penn.) High School...Received a four-star prospect rating from Rivals.com...Placed eighth among the nation's guards and fifth on the Pennsylvania top 40 list by Rivals.com...Named a five star prospect and rated the fifth best guard in the nation by Scout.com...A two-time first team All-State selection...Named to the Pittsburgh Post-Gazette Fabulous 22 team and the Pittsburgh Tribune-Review Terrific 25...Earned All-Western Pennsylvania honors...Received U.S. Army All-American honors...Also a member of the wrestling team...Selected to the National Honor Society...Father, Leo Wisniewski, lettered at Penn State from 1979-81 and played four seasons with the Baltimore/Indianapolis Colts after being selected in the second round of the 1982 NFL Draft...Uncle, Steve Wisniewski, was an All-American guard at Penn State, an eight-time NFL All-Pro during a 13-year career with the Raiders and is currently an assistant coach for the Silver and Black.

ROOKIES, FIRST-YEAR FREE AGENTS

DAMOLA ADENIJI

84 WR

BORN: 6/16/87

6-3

215

OREGON STATE

PRO: Receiver has spent time with the Raiders and Tampa Bay Buccaneers...**2010:** Finished season on Raiders practice squad...With Raiders for part of offseason...Signed by the Buccaneers as an undrafted rookie free agent.

COLLEGE: Earned starting job as a senior at Oregon State...Ranked third on the team with 57 receptions, tying for fourth in the Pac-10...Totaled 807 receiving yards to rank second on the team and sixth in the Pac-10...Totaled five touchdown receptions...Started 11 games as a senior...Posted a career-high eight receptions for 108 yards against BYU in the Las Vegas Bowl...Had a 39-yard touchdown on his only reception as a junior...Blocked a punt as a junior, returning it for a 27-yard touchdown...Two-time All-Mission Conference at Orange Coast College...Named 2005 Diablo Bowl MVP...Liberal Studies major.

PERSONAL: Two-year letterwinner at South Eugene (Eugene, Ore.) High School...Totaled 24 receptions for 275 yards and three touchdowns as a senior...Helped team to the state playoffs and a second place finish in the conference.

SHAWN BAYES

15 WR

BORN: 7/8/87

5-10

180

KENT STATE

PRO: In training camp with the Raiders in 2009...Also spent time with the Seattle Seahawks and the Hartford Colonials of the United Football League (UFL).

COLLEGE: Four-year letterwinner at Kent State...Led team with 39 receptions for 642 yards and five touchdowns as a senior...Averaged 16.5 yards per catch and had an 82-yard touchdown reception...Started four games as a junior, making 14 catches for 234 yards...Shared team lead with three touchdowns...Returned three kickoffs for 129 yards, including one for a 95-yard score...Led the team with a 29.2-yards per game average...Ranked 10th in the MAC with 18.8 yards per kick return as a sophomore...Appeared in 11 games as a freshman, catching 15 passes for 182 yards...Communications major.

PERSONAL: Received all-state honorable mention honors in senior year as a receiver and defensive back at Craigmont (Memphis, Tenn.) High School...Also recorded seven touchdowns and seven interceptions...Totaled 548 yards and 15 interceptions during his prep career...A track and field standout, winning the state championship in the 200-meters as a junior.

KEVIN BROCK

88 TE

BORN: 4/9/86

6-5

260

RUTGERS

PRO: Tight end has spent time with several teams in two seasons...**2010:** In training camp with the Dallas Cowboys...Signed to Raiders practice squad on 9/6 and remained for the duration of the season...**2009:** In training camp with the Carolina Panthers...Claimed on waivers by the New York Jets on 8/3...Signed to Pittsburgh Steelers practice squad on 9/15...Signed to Chicago Bears practice squad on 11/24...Signed by the Panthers as an undrafted rookie free agent.

COLLEGE: Played in 42 games with 12 starts at Rutgers, totaling 49 receptions for 541 yards and four touchdowns...Moved to tight end as a freshman after originally being recruited as a

wide receiver...Played in 13 games with seven starts as a senior, catching 26 passes for 300 yards and two touchdowns...Played in 13 games with five starts as a junior, posting 23 receptions for 241 yards and two touchdowns...Played in 11 games as a sophomore and was mainly used as a blocking tight end where he was utilized in short yardage and goal line situations...Played in five games as a reserve tight end and on special teams as a redshirt freshman.

PERSONAL: Attended Hackensack (N.J.) High School...Did not play football until junior year.

MASON BRODINE

95 DE

BORN: 2/26/88

6-7

255

NEBRASKA-KEARNEY

COLLEGE: Finished college career as Nebraska-Kearney's all-time leader with 23.5 sacks...Also registered 155 total tackles...A two-time all-region selection and a two-time first team All-RMAC honoree...Registered 5.5 sacks and nine tackles for loss as a senior...Also had four passes defended and blocked two kicks...Totaled 44 tackles (23 solo) as a junior...Had 13 tackles for loss including eight sacks...Also had one interception and one blocked kick...Recorded 2.5 sacks against Colorado Mines...Posted nine total tackles in two playoff games...As a sophomore, recorded 35 tackles and seven sacks in a reserve roll...Had three sacks and 30 tackles as a redshirt freshman.

PERSONAL: Attended Elm Creek (Neb.) High School...Led team to 2004 and 2005 Class D1 state playoffs...Helped team record program's first-ever playoff victory...A two-time honorable mention all-state performer...Also played basketball and ran track...Finished third in the state Class C discus as a senior...Father played football at Nebraska-Kearney.

JAMIE CUMBIE

73 DT

BORN: 2/18/88

6-7

290

CLEMSON

COLLEGE: Played in 36 career games at Clemson, totaling 5.5 sacks...Played in 13 games, totaling 53 tackles in final season at Clemson...Suffered injury in first game of the season in 2008, receiving a medical redshirt...Started three games in 2007, posted 10 quarterback hurries...Recorded sacks against Florida State and Wake Forest...Had at least one quarterback hurry in eight games...Played in nine games as a first-year freshman...Had two tackles for loss including first career sack against Louisiana Tech...Posted two tackles against Florida Atlantic...Sociology major.

PERSONAL: Attended Morris (Ill.) High School...First team Parade All-American...Second team USA Today All-American...Ranked No. 3 prospect in the state by Rivals.com...Ranked No. 6 defensive end in the nation by CollegeFootballNews.com...Member of PrepStar's Dream Team Top-100...A Chicago Sun-Times and Chicago Tribune all-state selection...Named Chicagoland Defensive Player of the Year...Totaled 34 receptions for 605 yards and five touchdowns as a tight end...Led team to undefeated record and state championship...Had 70 tackles, six sacks and 300 receiving yards as a junior...Named all-area and all-conference...Also pitched as a member of the baseball team.

LOU ELIADES

62 T

BORN: 8/14/87

6-4

310

PENN STATE

COLLEGE: Started four games as a senior at Penn State before having season cut short due to injury...In 2009, helped offense produce a 3,000-yard passer and 1,000 rusher in first season as a starter at right guard...Part of an offense that ranked No. 2 in the Big Ten, averaging 406.9 yards per game...Saw action in all 13 games as a sophomore, serving in a reserve capacity at right tackle...Saw action at right tackle against USC in the Rose Bowl...Appeared in six games as a redshirt freshman...Kinesiology major.

PERSONAL: Attended Ocean Township (Ocean, N.J.) High School...Served as team captain as a senior, anchoring an offensive line that helped produce 3,000 yards on the ground...Earned first team All-New Jersey honors from the Newark Star-Ledger...Received all-county honors as both a junior and senior...Ranked among the Top-40 offensive linemen in the nation by Scout.com...Led team to the Group III Central Jersey state championship...Also captain of the track and field team.

ZAC ETHERIDGE

43 S

BORN: 7/6/88

6-0

210

AUBURN

COLLEGE: Played in 14 games as a senior, helping Auburn win the BCS National Championship...Totaled 69 total tackles (41 solo), a half-sack and three interceptions for 52 return yards in final collegiate season...Started 33 straight games before suffering an injury in 2009...Started nine games as a junior...Totaled 52 tackles (35) including 3.5 tackles for loss...Added two forced fumbles and one fumble recovery...Started all 12 games as a sophomore...Finished with a team high 75 tackles (38)...Recorded first career interception against Southern Mississippi...Posted a career high 11 tackles (four) against Alabama...Named Sporting News second team Freshman All-American as a redshirt freshman...Also tabbed for All-SEC Freshman Team honors, Rivals.com second team Freshman All-American and Scout.com honorable mention Freshman All-American honors...Started 12 of 13 games, tying for second on the team with five passes defended and ranking second on the team with 65 tackles (39)...Saw action in three games as a true freshman...Public Administration major.

PERSONAL: Attended Charles Henderson (Troy, Ala.) High School...Totaled 89 tackles (65 solo) as a senior...Added 14 passes defended, three interceptions, six forced fumbles and two fumble recoveries...Also rushed for 325 yards and five touchdowns...Registered 225 receiving yards with three touchdowns...Named all-state and a member of the 2006 Super 12 by the Dothan Eagle...Tallied 65 tackles and seven interceptions as a junior...Ranked No. 31 nationally among cornerbacks and ranked No. 27 in the Rivals.com preseason Alabama Top-40...Ranked No. 49 nationally at safety by ESPN.com.

CHRIS FRANCIS

47 LB

BORN: 11/25/88

6-0

235

BAYLOR

COLLEGE: Four-year linebacker at Baylor...Played in 11 games as a senior...Totaled 72 total tackles (47 solo)...Added 1.5 tackles for loss...Played in all 12 games as a junior...Totaled 45 tackles (22) and one sack on the season...Made seven tackles (four) against Oklahoma...Set a career-high with eight tackles against Texas A&M...Played in all 12 games and registered at least one tackle in 10 games as a sophomore...Finished season with 23 tackles (12), a half-sack, one interception and one fumble recovery...Posted a sack against Northwestern...Saw action in 11 games as a true freshman, registering 19 tackles (eight)...Recorded first career interception at Oklahoma...Also had a kickoff return for six yards...General Studies major.

PERSONAL: Attended Cedar Hill (Texas) High School...Named to Dallas Morning News and San Antonio Express-News Top-100 lists...Texas Sports Writers Association Class 5A Defensive Player of the Year in 2006...First team Class 5A all-state selection...Totaled 212 tackles, nine tackles for loss, five sacks, three forced fumbles and one interception to lead team to Class 5A Division II championship...Credited with 136 tackles as a junior...Father, James, was a first round draft pick of the Cincinnati Bengals in 1990 and played with the Bengals and Redskins from 1990-99...Uncle, Ron Francis, was a second round pick of the Dallas Cowboys in 1987 and played from 1987-90.

BANI GBADYU

48 LB

BORN: 8/31/87

6-1

240

PENN STATE

COLLEGE: Played four years at Penn State...As a senior, played in 12 games and posted 50 total tackles (21 solo) with 2.5 tackles for loss...Played in 13 games with five starts as a junior... Totaled 37 total tackles...Added one forced fumble and a pass defended...Saw action in 10 games, making three starts, as a sophomore...Had three tackles for loss...Also had an interception in first career start against Coastal Carolina...Posted a career-high five tackles against Temple...Played in every game, recording six tackles, as a redshirt freshman...Human Development and Family Studies major.

PERSONAL: Attended Quince Orchard (Gaithersburg, Md.) High School...A first team all-state selection as team captain...Earned Washington Post All-Met honors...Received first team all-county and all-conference accolades as a junior and senior...Played safety, linebacker, defensive end and running back...As a senior, rushed for 860 yards and 16 touchdowns...As a junior, had 78 tackles, 15 sacks and three fumble recoveries...Led team to two 4A West championships... Born in Liberia, came to the United States with his family at age 10.

STEVE GOULET

13 WR

BORN: 11/19/87

6-1

195

OHIO

COLLEGE: Played at Ohio University after redshirting freshman season at Vanderbilt...As a senior, totaled 25 receptions for 388 yards and one touchdown...Averaged 15.5 yards per reception...Had a long reception of 56 yards...Played in all 14 games with three starts as a junior... Had 21 receptions for 230 yards, averaging 11.0 yards per catch...Had five receptions for 65 yards and a touchdown against Temple...Played in 11 games as a sophomore...Totaled 10 catches for 189 yards and a 37-yard touchdown against VMI...Posted two catches for 52 yards against Buffalo...Health Services Administration major.

PERSONAL: Attended Dutch Fork (Irmo, S.C.) High School...Played wide receiver, quarterback and safety...Team captain as a senior...Totaled 12 receptions for 218 yards and three touchdowns as a senior...Honorable mention all-state...Played in Shrine Bowl of the Carolinas postseason all-star game...Posted 41 receptions as a junior, earning all-region honors...Also a three-year starter in soccer and a member of the basketball team...Born in Nuremberg, Germany.

CODY HABBEN

70 T

BORN: 3/21/88

6-6

290

WASHINGTON

COLLEGE: Played four years at Washington...Started three years at right tackle...Played in all 13 games as a senior, starting 10...Credited with a pass reception against USC...Earned honorable mention All-Pac-10 honors as a junior...Started all 12 games at right tackle for the second straight season...Played in 12 games as a junior starting 11 games at right tackle and one game at left tackle...Named honorable mention Academic All-Pac-10...Recorded two tackles against UCLA...An Academic All-Pac-10 selection as a redshirt freshman...Played in all 13 games... Started three games at right tackle...Also saw action at left tackle.

PERSONAL: Attended Skyline (Sammamish, Wash.) High School...Led team to a 14-0 record and a win in the state championship game...Anchored an offensive line that helped team average more than 42 points per game...Named the 2005 KingCo 4A Lineman of the Year...A first team Seattle Times and Associated Press all-state honoree...Selected to the Seattle Star Times all-area team...Ranked as the No. 5 overall prospect in the state and the No. 26 offensive tackle recruit in the nation by Rivals.com...Ranked No. 76 nationally among offensive linemen by Scout.com...As a junior, helped team to a runner-up finish in the state...A Seattle Times All-KingCo 4A honorable mention honoree in 2004.

DERRICK HILL

98 DT

BORN: 7/16/88

6-2

310

CALIFORNIA

COLLEGE: Played in 48 games with 27 starts at Cal...Finished collegiate career with 92 tackles, 11.5 tackles for loss and 4.5 sacks...Forced and recovered a fumble in the end zone for a touchdown and had one interception that he returned for three yards...Played in 11 games with nine starts as a senior...Recorded 16 tackles and one sack...Forced and recovered a fumble for a touchdown against No. 1 ranked Oregon...Started eight of 10 games as a junior...Finished season with 18 tackles and two sacks...Started at nose tackle in nine of 13 games as a sophomore...Posted a career-high 29 tackles and a half-sack...Recorded 24 tackles and a sack as a redshirt freshman...African-American studies major.

PERSONAL: Attended McClymonds (Oakland, Calif.) High School...A consensus prep All-American...Named one of the top-50 players in the nation by Rivals.com...Also listed as the nation's No. 8 defensive tackle...Selected to PrepStar's Dream Team...Listed as the No. 9 defensive tackle in the nation by Scout.com...Honored as the top player on the Contra Costa Times "Cream of the Crop" squad in 2006...Also a first team all-state selection by the Long Beach Press-Telegram...Named Oakland Tribune's Defensive Player of the Year...Three time all-city selection...Participated in U.S. Army All-American Bowl.

TOMMIE HILL

78 DE

BORN: 11/28/85

6-6

245

COLORADO STATE

PRO: Defensive end spent parts of the last two seasons with the New York Giants...**2010:** In training camp with the New York Giants...Released on 9/5...Briefly with the British Columbia Lions of the Canadian Football League (CFL)...**2009:** In training camp with the Giants...Signed by the Giants as an undrafted rookie free agent.

COLLEGE: Started all 13 games at right defensive end as a senior at Colorado State...Concluded his collegiate career by being named New Mexico Bowl Defensive Player of the Game...Led Colorado State defensive linemen with 30 tackles (13 solo) and paced the team with three sacks...Added five tackles for a loss, two interceptions, two passes defended, one fumble recovery and a blocked kick...Played in all 12 games with nine starts as a junior...Set a career high with 47 tackles (26) and had 5.5 sacks to lead the team...Added two passes defended, one fumble recovery and two forced fumbles...Posted two sacks at New Mexico...Saw action in 12 games as a sophomore with four starts...Recorded a career-high six tackles along with a sack, forced fumble and fumble recovery against TCU...Totaled 13 tackles in 10 games as a freshman...Named preseason second team redshirt freshman All-American by College Football News...Liberal Arts major.

PERSONAL: Attended Arapahoe (Littleton, Colo.) High School...A two-time all-conference and all-state performer...Ranked as the No. 27 weak-side defensive end in the nation by Rivals.com...Posted 13 tackles in one game...Also played basketball, lacrosse and ran track.

DERRICK JONES

14 WR

BORN: 1/23/86

6-0

190

CALIFORNIA (PA)

COLLEGE: Played two years at California (PA) after transferring from Oregon...Appeared in nine games with one start as a senior...Totalled 24 receptions for 380 yards and five touchdowns...Posted four catches for 59 yards and returned four kickoffs for 52 yards in season-opener at Saginaw Valley...Recorded a 48-yard touchdown reception against Slippery Rock...Set a season high with five catches for 59 yards in an NCAA playoff game against Bloomsburg...Limited by injuries in two seasons at Oregon...Also ran track for the Ducks and was a member of the school's 4x100 relay team that won program's first-ever Pac-10 title and finished seventh at the NCAA meet.

PERSONAL: Attended Long Beach Poly (Calif.) High School...Earned unanimous All-American honors from SuperPrep and PrepStar as a senior...A Long Beach Press-Telegram "Best in the West" first team selection...Hauled in 49 catches for 930 yards and 11 touchdowns during 2003 season...Led team to the CIF Division I championship game in final prep season...As a junior, had 39 receptions for 1,479 yards and 16 touchdowns...Also returned five kickoffs for touchdowns...Also competed in track, claiming the 2004 California state 200-meter title.

BRYSON KELLY

44 FB

BORN: 7/1/89

6-2

235

CENTRAL WASHINGTON

COLLEGE: Played two years at Central Washington...Transferred from Santa Ana College...Started eight games as a senior...Rushed for 839 yards on 181 attempts and 10 touchdowns...Also had 16 receptions for 103 yards...Had three 100-yard rushing games...Rushed for 246 yards on 30 carries and four touchdowns against Simon Fraser...Named GNAC Player of the Week for his performance...As a junior, totaled 548 rushing yards on 118 carries and one touchdown.

PERSONAL: Attended Kamiak (Mukilteo, Wash.) High School...Earned all-conference honors as a senior...Three-year letterman in football...Also a member of the track and field team.

JORDAN La SECLA

19 QB

BORN: 9/8/87

6-3

205

SAN JOSE STATE

COLLEGE: Two-year starter at San Jose State...Started all 13 games as a senior...Completed 231 of 391 pass attempts for 2,860 yards and 16 touchdowns...Passed for 300 or more yards in four games...Completed 35 of 65 pass attempts for 496 yards and five touchdowns against Louisiana Tech...Passed for 361 yards and three touchdowns against New Mexico State...Started eight games as a junior in the middle of the season...Passed for 1,926 yards and completed 59.9 percent of his passes...Tossed two touchdowns and totaled 302 yards through the air against Idaho...Played in first two games of the season as a sophomore...Appeared in four games in a reserve role as a redshirt freshman...Completed first career touchdown pass at Kansas State...History major.

PERSONAL: Attended Newbury Park (Calif.) High School...Lettered in football, basketball and baseball...Named MVP of the Marmonte League in 2005...Earned CIF Division IV Offensive Player of the Year honors...Passed for 4,070 yards and 35 touchdowns...Led team to a CIF playoff appearance in 2005...Concluded his prep career as the Public Team MVP in the 2006 Shrine All-Star Classic...A second team all-league honoree as a pitcher.

BEN LAMAAK

63 C

BORN: 9/26/87

6-4

320

IOWA STATE

COLLEGE: Played four years at Iowa State...Played guard, tackle and center during college career, appearing in 44 games with 43 starts...Named All-Big 12 Conference second team as a senior by the league coaches...Placed on Big 12 Commissioner's Honor Roll...Started 11 games at center as a senior...Received Arthur Floyd Scott Award, presented to team's outstanding offensive and defensive lineman...Started every game at left tackle as a junior...Started first eight games of the season as a sophomore prior to suffering an injury...Moved from tight end to offensive line as a redshirt freshman, starting all 12 games at right tackle...Business Management major.

PERSONAL: Attended Kennedy (Cedar Rapids, Iowa) High School...A first team all-state tight end...Also played quarterback in the final six games of his career...Threw for 848 yards and seven touchdowns...Also had six rushing touchdowns and 237 receiving yards...Named first team all-conference...An all-metro selection.

JAMES McCLUSKEY

42 FB

BORN: 2/10/88

6-2

250

BOSTON COLLEGE

COLLEGE: Four-year starter at Boston College...Appeared in 13 games as a senior...Rushed five times for 25 yards on the season...Also caught three passes...Caught a career-long 21-yard pass against Clemson...Played in eight games as a junior...Rushed nine times for 37 yards...Had a 12-yard carry and a reception against Virginia...Started first nine games of the season as a sophomore before suffering an injury...Rushed 23 times for 84 yards and a touchdown...Also caught 19 passes for 123 yards...Registered eight receptions for 58 yards at North Carolina...Emergded as a starter during redshirt freshman season...Finished year with two catches for 13 yards...Scored two rushing touchdowns against Maryland.

PERSONAL: Attended Billerica Memorial (Mass.) High School...Earned Boston Globe and Boston Herald all-scholastic honors as a fullback and linebacker...Selected to the 2005 Massachusetts Super 26 Team...Earned Defensive Player of the Year honors from the Gridiron Club of Massachusetts...A three-time Merrimack Valley Conference all-star selection...Shared league MVP honors in 2005...Carried the ball 133 times for 963 yards and 13 touchdowns as a senior...Also recorded over 100 tackles...Led team to conference title.

EDDIE McGEE

16 WR

BORN: 1/23/88

6-4

210

ILLINOIS

COLLEGE: Played both wide receiver and quarterback at Illinois...Played 13 games in 2011, starting eight at WR...Had eight receptions for 62 yards, rushed 12 times for 36 yards and completed eight passes for 111 yards on the season...Played 11 games at both quarterback and wide receiver as a junior...Completed 25 of 47 pass attempts for 303 yards and one touchdown...Also rushed for 115 yards and two touchdowns on 37 carries...Added four catches for 108 yards...Was the only FBS player with more than 300 passing yards, 100 rushing yards and 100 receiving yards on the season...Had a career-long 48-yard reception against Fresno State...Played in five games as a sophomore...Rushed for 83 yards on the season...Saw action in 10 games at quarterback as a redshirt freshman...Completed 29 of 55 passes for 444 yards and two touchdowns...Also rushed for 153 yards and two touchdowns...Made collegiate debut

in season opener against Missouri, entering game in second quarter and completing 17 passes for 257 yards, including a 41-yard touchdown...Sport Management major.

PERSONAL: Attended H.D. Woodson (Washington D.C.) High School...A Pigskin All-Metro performer...Honorable mention All-Metro selection by the Washington Post...Named PrepStar All-Atlantic Region...A first team DCIAA East all-league pick...Finished senior season with 2,890 passing yards and 22 touchdowns...Had two 300-plus yard passing performances and tossed five touchdown passes in one game...Rated as the No. 2 player in the District of Columbia.

STERLING MOORE

39 CB

BORN: 2/3/90

5-10 205 SMU

COLLEGE: Played two seasons at SMU after transferring from Laney College...Played in eight games as a senior...Recorded two interceptions for 64 return yards and one touchdown...Had a long interception return of 32 yards...Also recorded one sack for a loss of nine yards...Credited with 10 passes defended...Played in 11 games with 10 starts as a junior...Led the team with 11 passes defended...Recovered a fumble in the end zone for a touchdown against Navy...A California all-JUCO selection at Laney...Played in 10 games as a freshman...Finished season with 30 tackles, five interceptions, nine passes defended and one forced fumble...Sports Management major.

PERSONAL: Attended Deer Valley (Antioch, Calif.) High School...Played wide receiver and defensive back...Also played basketball...Attended same high school as Raiders 2011 fourth round draft pick Taiwan Jones.

ALEX PARSONS

65 G

BORN: 9/14/87

6-4 300 USC

PRO: Young offensive lineman spent entire 2010 season on Raiders practice squad...Signed by the Raiders as an undrafted rookie free agent.

COLLEGE: Versatile lineman started 21 straight games as a junior and as a senior at USC...Saw action at right guard as a senior, starting the first 11 games of the season...Moved into the starting lineup as a junior, making 10 straight starts at right guard after serving as a key backup in the first three games of the season...Also a key contributor on special teams...Moved from defensive tackle to offensive tackle before his sophomore season...Saw action in all 13 games on special teams and saw limited action on the offensive line...Appeared in 13 games on special teams and at defensive tackle as a freshman...Sociology major.

PERSONAL: Prep standout at Woodbridge (Irvine, Calif.) High School...Named SuperPrep All-American, PrepStar All-American and Long Beach Press-Telegram Best in the West honorable mention...Also named to the Orange County Register "Fab-15" second team, Cal-Hi Sports all-state second team and the Orange County Register's All-Orange County first team...First team All-Seaview League as a senior defensive lineman, linebacker, tight end and offensive lineman.

ALAN PELC

71 G

BORN: 6/9/88

6-6

305

NORTH CAROLINA

COLLEGE: Played four seasons at North Carolina...Named to the 2010 Outland Trophy watch list...Started 11 of 13 games as a senior...Started all 13 games as a junior, including 12 at right guard and one at center...Made first career start at center against Pittsburgh in the Meineke Car Care Bowl...Earned ACC Offensive Lineman of the Week for his play against The Citadel...Started the final 10 games of the season at left guard as a sophomore...Played in three games as freshman...History major.

PERSONAL: Attended Pearland (Texas) High School...A first team all-district 6-A selection as a senior...Played just one varsity season in high school...A semifinalist for the offensive Houston Touchdown Club Award...Anchored a line that had the top rushing attack in Houston...Named academic all-state honorable mention...Also played basketball.

MANASE TONGA

41 FB

BORN: 2/28/84

5-11

245

BYU

PRO: Promising fullback spent last season on Raiders practice squad...Signed by the Raiders as an undrafted rookie free agent.

COLLEGE: Four-year letterwinner at BYU...Played in 47 games, rushing for 696 yards on 178 carries (3.9 avg.)...Also scored 16 rushing touchdowns...Totaled 85 receptions for 799 yards and six touchdowns...Saw action in 12 games with 11 starts as a senior...Rushed for 166 yards on 40 carries (3.7)...Also had 30 receptions for 271 yards...Scored eight touchdowns...Set career highs with 305 rushing yards on 88 carries (3.5) as a junior...Posted a career-high 13 carries for 54 yards and two touchdowns against New Mexico...Saw action in all 13 games as a sophomore, rushing for 197 yards on 44 carries (4.5)...Played in 10 games as a freshman.

PERSONAL: Three-year letterwinner at Aragon (San Mateo, Calif.) High School...Selected team captain...Named team Most Valuable Player and had his high school jersey retired...Holds school records for most yards in a game (365), season (1,886), touchdowns (25) and receiving touchdowns in a single game (three)...First team all-county and all-league selection...Also lettered in basketball and track...Honor roll student.

2011 RAIDERS ALPHABETICAL ROSTER

| NO | NAME | POS. | HT. | WT. | AGE | EXP. | COLLEGE | HOMETOWN | HOW ACQ. |
|----|----------------------|-------|------|-----|-----|------|--------------------|-----------------------|-------------|
| 84 | Damola Adeniji | WR | 6-3 | 215 | 24 | 1 | Oregon State | Eugene, OR | FA-'10 |
| 86 | David Ausberry | TE | 6-4 | 245 | 23 | R | USC | Leemoore, CA | D7-'11 |
| 72 | Joe Barksdale | T | 6-4 | 325 | 22 | R | LSU | Detroit, MI | D3-'11 |
| 69 | Khalif Barnes | T | 6-5 | 325 | 29 | 7 | Washington | Spring Valley, CA | UFA-'09 JAC |
| 15 | Shawn Bayes | WR | 5-10 | 190 | 24 | 1 | Kent State | Memphis, TN | FA-'11 |
| 32 | Michael Bennett | RB | 5-9 | 205 | 33 | 11 | Wisconsin | Milwaukee, WI | FA-'10 |
| 56 | Darryl Blackstock | LB | 6-3 | 245 | 28 | 5 | Virginia | Newport News, VA | FA-'11 |
| 10 | Shaun Bodford | WR | 5-11 | 185 | 29 | 4 | Portland State | Federal Way, WA | FA-'10 |
| 7 | Kyle Boller | QB | 6-3 | 220 | 30 | 8 | California | Newhall, CA | UFA-'10 STL |
| 87 | Kevin Boss | TE | 6-6 | 255 | 27 | 5 | Western Oregon | Corvallis, OR | UFA-'11 |
| 40 | Jerome Boyd | S | 6-2 | 225 | 25 | 2 | Oregon | Los Angeles, CA | FA-'11 |
| 33 | Tyvon Branch | S | 6-0 | 205 | 24 | 4 | Connecticut | Cicero, NY | D4-'08 |
| 88 | Kevin Brock | TE | 6-5 | 260 | 25 | 1 | Rutgers | Hackensack, NJ | FA-'10 |
| 95 | Mason Brodine | DE | 6-7 | 255 | 23 | R | Nebraska-Kearney | Elm Creek, NE | FA-'11 |
| 27 | Stevie Brown | S | 5-11 | 215 | 24 | 2 | Michigan | Columbus, IN | D7-'10 |
| 29 | Desmond Bryant | DT | 6-5 | 290 | 26 | 3 | Harvard | Elizabethtown, NC | FA-'09 |
| 99 | Michael Bush | RB | 6-1 | 245 | 27 | 4 | Louisville | Louisville, KY | D4-'07 |
| 74 | Bruce Campbell | G | 6-6 | 315 | 23 | 2 | Maryland | Hamden, CT | D4-'10 |
| 8 | Jason Campbell | QB | 6-5 | 230 | 29 | 7 | Auburn | Taylorville, MS | TR-'10 WAS |
| 66 | Cooper Carlisle | G | 6-5 | 295 | 34 | 12 | Florida | McComb, MS | UFA-'07 DEN |
| 25 | Rock Cartwright | RB | 5-8 | 215 | 31 | 10 | Kansas State | Conroe, TX | FA-'10 |
| 35 | Chimdi Chekwa | CB | 6-0 | 190 | 22 | R | Ohio State | Clermont, FL | D4-'11 |
| 59 | Jon Condo | LS/LB | 6-3 | 250 | 29 | 6 | Maryland | Philipsburg, PA | FA-'06 |
| 73 | Jamie Cumbie | DT | 6-7 | 290 | 22 | R | Clemson | Morris, IL | FA-'11 |
| 58 | Bruce Davis II | LB | 6-3 | 250 | 25 | 3 | UCLA | League City, TX | FA-'10 |
| 16 | Trent Edwards | QB | 6-4 | 230 | 27 | 5 | Stanford | Los Gatos, CA | UFA-'11 |
| 62 | Lou Eliades | T | 6-4 | 310 | 24 | R | Penn State | Ocean, NJ | FA-'11 |
| 43 | Zac Etheridge | S | 6-0 | 210 | 23 | R | Auburn | Troy, AL | FA-'11 |
| 31 | Hiram Eugene | S | 6-2 | 200 | 30 | 6 | Louisiana Tech | Jeanerette, LA | FA-'06 |
| 12 | Jacoby Ford | WR | 5-9 | 185 | 24 | 2 | Clemson | Royal Palm Beach, FL | D4-'10 |
| 47 | Chris Francis | LB | 6-0 | 235 | 22 | R | Baylor | Cedar Hill, TX | FA-'11 |
| 48 | Bani Gbadyu | LB | 6-1 | 240 | 23 | R | Penn State | Gaithersburg, MD | FA-'11 |
| 50 | Travis Goethel | LB | 6-2 | 240 | 24 | 2 | Arizona State | Vista, CA | D6-'10 |
| 82 | Richard Gordon | TE | 6-4 | 265 | 24 | R | Miami | Miami, Fla. | D6-'11 |
| 13 | Steve Goulet | WR | 6-2 | 195 | 23 | R | Ohio | Irmo, SC | FA-'11 |
| 52 | Quentin Groves | LB | 6-3 | 265 | 27 | 4 | Auburn | Greenville, MS | TR-'10 JAC |
| 70 | Cody Halbin | T | 6-6 | 300 | 23 | R | Washington | Sammamish, WA | FA-'11 |
| 6 | Derek Hagan | WR | 6-2 | 215 | 26 | 6 | Arizona State | Palmdale, CA | FA-'11 |
| 79 | John Henderson | DT | 6-7 | 335 | 32 | 10 | Tennessee | Nashville, TN | UFA-'10 JAC |
| 75 | Stephon Heyer | T | 6-6 | 330 | 27 | 5 | Maryland | Snellville, GA | UFA-'11 |
| 85 | Darius Heyward-Bey | WR | 6-2 | 210 | 24 | 3 | Maryland | Owings Mills, MD | D1-'09 |
| 98 | Derrick Hill | DT | 6-2 | 310 | 23 | R | California | Oakland, CA | FA-'11 |
| 78 | Tommie Hill | DE | 6-6 | 245 | 25 | 1 | Colorado State | Littleton, CO | FA-'11 |
| 99 | Lamar Houston | DE | 6-3 | 305 | 24 | 2 | Texas | Colorado Springs, CO | D2-'10 |
| 24 | Michael Huff | S | 6-1 | 205 | 28 | 6 | Texas | Irving, TX | D1-'06 |
| 3 | Chad Jackson | WR | 6-1 | 210 | 26 | 4 | Florida | Birmingham, AL | FA-'11 |
| 11 | Sebastian Janikowski | K | 6-2 | 250 | 33 | 12 | Florida State | Daytona Beach, FL | D1-'00 |
| 37 | Chris Johnson | CB | 6-1 | 200 | 31 | 8 | Louisville | Longview, TX | UFA-'07 KC |
| 14 | Derrick Jones | WR | 6-0 | 195 | 25 | R | California (PA) | Long Beach, CA | FA-'11 |
| 36 | Taiwan Jones | RB | 6-0 | 195 | 23 | R | Eastern Washington | Antioch, CA | D4-'11 |
| 44 | Bryson Kelly | RB | 6-1 | 235 | 22 | R | Central Washington | Mukilteo, WA | FA-'11 |
| 93 | Tommy Kelly | DT | 6-6 | 300 | 30 | 8 | Mississippi State | Jackson, MS | FA-'04 |
| 63 | Ben Lamaak | G | 6-4 | 320 | 23 | R | Iowa State | Cedar Rapids, IA | FA-'11 |
| 19 | Shane LaSecle | QB | 6-3 | 205 | 23 | R | San Jose State | Newbury Park, CA | FA-'11 |
| 9 | Shane Lechler | P | 6-2 | 225 | 35 | 12 | Texas A&M | Sealy, TX | D5-'00 |
| 60 | Daniel Loper | G | 6-6 | 320 | 29 | 7 | Texas Tech | Houston, TX | UFA-'10 DET |
| 55 | Rolando McClain | LB | 6-3 | 255 | 22 | 2 | Alabama | Decatur, AL | D1-'10 |
| 42 | James McCluskey | RB | 6-2 | 250 | 23 | R | Boston College | Billerica, MA | FA-'11 |
| 20 | Darren McFadden | RB | 6-2 | 210 | 23 | 4 | Arkansas | North Little Rock, AR | D1-'08 |
| 22 | Walter McFadden | CB | 5-10 | 180 | 24 | 2 | Auburn | Pompano Beach, FL | D5-'10 |
| 16 | Eddie McGee | WR | 6-4 | 210 | 23 | R | Illinois | Washington D.C. | FA-'11 |
| 89 | Nick Miller | WR | 5-9 | 180 | 24 | 3 | Southern Utah | Mesa, AZ | FA-'09 |
| 34 | Mike Mitchell | S | 6-1 | 220 | 24 | 3 | Ohio | Florence, KY | D2-'09 |
| 17 | Denarius Moore | WR | 6-0 | 195 | 22 | R | Tennessee | Tatum, TX | D5-'11 |
| 39 | Sterling Moore | CB | 5-10 | 190 | 21 | R | SMU | Antioch, CA | FA-'11 |
| 94 | Jarvis Moss | DE | 6-7 | 260 | 27 | 5 | Florida | Denton, TX | W-'10 DEN |
| 18 | Louis Murphy | WR | 6-2 | 200 | 24 | 3 | Florida | St. Petersburg, FL | D4-'09 |
| 83 | Brandon Myers | TE | 6-4 | 250 | 25 | 3 | Iowa | Iowa City, IA | D6-'09 |
| 4 | Glenn Pakulak | P | 6-3 | 220 | 31 | 3 | Kentucky | Lapeer, MI | FA-'11 |
| 65 | Alex Parsons | G | 6-4 | 300 | 23 | 1 | USC | Irvine, CA | FA-'10 |
| 21 | Alan Pelc | G | 6-6 | 305 | 23 | R | North Carolina | Pittsburgh, PA | FA-'11 |
| 78 | Joe Porter | CB | 5-10 | 205 | 25 | 2 | Rutgers | Franklin, NJ | FA-'10 |
| 30 | Louis Rankin | RB | 6-1 | 205 | 26 | 3 | Washington | Stockton, CA | FA-'11 |
| 45 | Marcel Reece | RB | 6-3 | 240 | 26 | 3 | Washington | Hesperia, CA | FA-'08 |
| 26 | Stanford Routt | CB | 6-1 | 195 | 28 | 7 | Houston | Austin, TX | D2-'05 |
| 64 | Samson Satele | C | 6-3 | 300 | 26 | 5 | Hawaii | Kailua, HI | TR-'09 MIA |
| 81 | Chaz Schilens | WR | 6-4 | 225 | 25 | 4 | San Diego State | Mesa, AZ | D7-'08 |
| 67 | Roy Schuening | G | 6-3 | 315 | 27 | 2 | Oregon State | Pendleton, OR | FA-'11 |
| 91 | Trevor Scott | DE | 6-5 | 255 | 26 | 4 | Buffalo | Potsdam, NY | D6-'08 |
| 77 | Richard Seymour | DT | 6-2 | 310 | 31 | 11 | Georgia | Gadsden, SC | TR-'09 NE |
| 77 | Matt Shaugnessy | DE | 6-5 | 270 | 24 | 3 | Wisconsin | Norwich, CT | D3-'09 |
| 41 | Manase Tonga | RB | 5-11 | 245 | 27 | 1 | BYU | San Mateo, CA | FA-'10 |
| 38 | DeMarcus Van Dyke | CB | 6-1 | 180 | 22 | R | Miami | Miami, FL | D3-'11 |
| 68 | Jared Veldheer | T | 6-8 | 315 | 24 | 2 | Hillsdale | Grand Rapids, MI | D3-'10 |
| 76 | Seth Wand | T | 6-7 | 330 | 32 | 6 | NW Missouri State | Springfield, MO | UFA-'11 |
| 23 | Jeremy Ware | CB | 5-10 | 185 | 24 | 2 | Michigan State | Fort Myers, FL | D7-'10 |
| 54 | Sam Williams | LB | 6-5 | 260 | 31 | 9 | Fresno State | Clayton, CA | D3-'03 |
| 96 | Kameron Wimbley | LB | 6-4 | 255 | 27 | 6 | Florida State | Wichita, KS | TR-'10 CLE |
| 61 | Stefen Wisniewski | C | 6-3 | 315 | 22 | R | Penn State | Pittsburgh, PA | D2-'11 |

2011 RAIDERS NUMERICAL ROSTER

| NO | NAME | POS. | HT. | WT. | DOB | EXP. | COLLEGE | HOMETOWN |
|----|----------------------|-------|------|-----|----------|------|--------------------|-----------------------|
| 3 | Chad Jackson | WR | 6-1 | 210 | 3/6/85 | 4 | Florida | Birmingham, AL |
| 4 | Glenn Pakulak | P | 6-3 | 220 | 4/9/80 | 3 | Kentucky | Lapeer, MI |
| 5 | Trent Edwards | QB | 6-4 | 230 | 10/30/83 | 5 | Stanford | Los Gatos, CA |
| 6 | Derek Hagan | WR | 6-2 | 215 | 9/21/84 | 6 | Arizona State | Palmdale, CA |
| 7 | Kyle Boller | QB | 6-3 | 220 | 6/17/81 | 8 | California | Newhall, CA |
| 8 | Jason Campbell | QB | 6-5 | 230 | 12/31/81 | 7 | Auburn | Taylorville, MS |
| 9 | Shane Lechler | P | 6-2 | 225 | 8/7/76 | 12 | Texas A&M | Sealy, TX |
| 10 | Shaun Bodiford | WR | 5-11 | 185 | 5/4/82 | 4 | Portland State | Federal Way, WA |
| 11 | Sebastian Janikowski | K | 6-2 | 250 | 3/2/78 | 12 | Florida State | Daytona Beach, FL |
| 12 | Jacoby Ford | WR | 5-9 | 185 | 7/27/87 | 2 | Clemson | Royal Palm Beach, FL |
| 13 | Steve Goulet | WR | 6-2 | 195 | 11/19/87 | R | Ohio | Irmo, SC |
| 14 | Derrick Jones | WR | 6-0 | 190 | 1/23/86 | R | California (PA) | Long Beach, CA |
| 15 | Shawn Bayes | WR | 5-10 | 180 | 7/8/87 | 1 | Kent State | Memphis, TN |
| 16 | Eddie McGee | WR | 6-4 | 210 | 1/23/88 | R | Illinois | Washington D.C. |
| 17 | Denarius Moore | WR | 6-0 | 195 | 12/9/86 | R | Tennessee | Taturn, TX |
| 18 | Louis Murphy | WR | 6-2 | 200 | 5/11/87 | 3 | Florida | St. Petersburg, FL |
| 19 | Jordan LaScola | QB | 6-3 | 205 | 9/8/87 | R | San Jose State | Newbury Park, CA |
| 20 | Darren McFadden | RB | 6-2 | 210 | 8/27/87 | 4 | Arkansas | North Little Rock, AR |
| 22 | Walter McFadden | CB | 5-10 | 180 | 1/21/87 | 2 | Auburn | Opkano Beach, FL |
| 23 | Jeremy Ware | CB | 5-10 | 185 | 9/18/86 | 2 | Michigan State | Fort Myers, FL |
| 24 | Michael Huff | S | 6-1 | 205 | 3/6/83 | 6 | Texas | Irvine, TX |
| 25 | Rock Cartwright | RB | 5-8 | 215 | 12/3/79 | 1 | Kansas State | Conroe, TX |
| 26 | Stanford Routt | CB | 6-1 | 195 | 7/26/83 | 7 | Houston | Austin, TX |
| 27 | Stevie Brown | S | 5-11 | 215 | 7/17/87 | 2 | Michigan | Columbus, IN |
| 28 | Joe Porter | CB | 5-10 | 205 | 11/27/85 | 2 | Rutgers | Franklin, NJ |
| 29 | Michael Bush | LB | 6-1 | 245 | 6/18/84 | 4 | Louisville | Cincinnati, KY |
| 30 | Louis Rankin | RB | 6-1 | 205 | 5/4/85 | 3 | Washington | Stockton, CA |
| 31 | Hiram Eugene | S | 6-2 | 200 | 11/24/80 | 6 | Louisiana Tech | Jeanerette, LA |
| 32 | Michael Bennett | RB | 5-9 | 205 | 8/13/78 | 11 | Wisconsin | Milwaukee, WI |
| 33 | Tyvon Branch | S | 6-0 | 205 | 12/11/86 | 4 | Connecticut | Cicero, NY |
| 34 | Mike Mitchell | S | 6-1 | 220 | 6/10/87 | 3 | Ohio | Florence, KY |
| 35 | Chimdi Chekwa | CB | 6-0 | 190 | 9/7/88 | R | Ohio State | Clermont, FL |
| 36 | Taiwan Jones | RB | 6-0 | 195 | 7/26/88 | R | Eastern Washington | Antioch, CA |
| 37 | Chris Johnson | CB | 6-1 | 200 | 9/25/79 | 8 | Louisville | Longview, TX |
| 38 | DeMarcus Van Dyke | CB | 6-1 | 180 | 1/17/89 | R | Miami | Miami, FL |
| 39 | Sterling Moore | CB | 5-10 | 190 | 2/3/90 | R | SMU | Antioch, CA |
| 40 | Jerome Boyd | S | 6-2 | 225 | 5/3/86 | 2 | Oregon | Los Angeles, CA |
| 41 | Manase Tonga | RB | 5-11 | 245 | 2/28/84 | 1 | BYU | San Mateo, CA |
| 42 | James McCluskey | RB | 6-2 | 250 | 2/10/88 | R | Boston College | Billerica, MA |
| 43 | Zac Etheridge | S | 6-0 | 210 | 7/6/88 | R | Auburn | Troy, AL |
| 44 | Bryan Kelly | RB | 6-1 | 235 | 7/1/89 | R | Central Washington | Mukilteo, WA |
| 45 | Marcel Reece | RB | 6-3 | 240 | 6/23/85 | 3 | Washington | Hesperia, CA |
| 47 | Chris Francis | LB | 6-0 | 235 | 11/25/88 | R | Baylor | Cedar Hill, TX |
| 48 | Bani Gbadyu | LB | 6-1 | 240 | 8/31/87 | R | Penn State | Gaithersburg, MD |
| 50 | Travis Goethel | LB | 6-2 | 240 | 7/27/87 | 2 | Arizona State | Vista, CA |
| 52 | Quentin Groves | LB | 6-3 | 265 | 4/7/84 | 4 | Auburn | Greenville, MS |
| 54 | Sam Williams | LB | 6-5 | 260 | 7/28/80 | 9 | Fresno State | Clayton, CA |
| 55 | Roland McClain | LB | 6-1 | 255 | 7/14/89 | 4 | Alabama | Nescaur, AL |
| 56 | Darryl Blackstock | LB | 6-3 | 245 | 5/30/83 | 5 | Virginia | Newport News, VA |
| 58 | Bruce Davis II | LB | 6-3 | 250 | 9/2/85 | 3 | UCLA | League City, TX |
| 59 | Jon Condo | LS/LB | 6-3 | 250 | 8/26/81 | 6 | Maryland | Philipsburg, PA |
| 60 | Daniel Loper | G | 6-6 | 320 | 1/15/82 | 7 | Texas Tech | Houston, TX |
| 61 | Stefen Wisniewski | C | 6-3 | 315 | 3/22/89 | R | Penn State | Pittsburgh, PA |
| 62 | Lou Eliades | T | 6-4 | 310 | 8/14/87 | R | Penn State | Ocean, NJ |
| 63 | Ben Lamaak | G | 6-4 | 320 | 9/26/87 | R | Iowa State | Cedar Rapids, IA |
| 64 | Samson Satele | C | 6-3 | 300 | 11/29/84 | 5 | Hawaii | Kailua, HI |
| 65 | Alex Parsons | G | 6-4 | 300 | 9/14/87 | 1 | USC | Irvine, CA |
| 66 | Cooper Carlisle | G | 6-5 | 295 | 8/11/77 | 12 | Florida | McComb, MS |
| 67 | Roy Schueng | G | 6-3 | 315 | 4/8/84 | 2 | Oregon State | Pendleton, OR |
| 68 | Jared Veldheer | T | 6-8 | 315 | 6/14/87 | 2 | Hilldale | Grand Rapids, MI |
| 69 | Khalif Barnes | T | 6-5 | 325 | 4/21/82 | 7 | Washington | Spring Valley, CA |
| 70 | Cody Habben | T | 6-6 | 300 | 3/21/88 | R | Washington | Sammamish, WA |
| 71 | Alan Pelc | G | 6-6 | 305 | 6/9/88 | R | North Carolina | Pittsburgh, PA |
| 72 | Joe Barksdale | T | 6-4 | 325 | 1/11/89 | R | LSU | Detroit, MI |
| 73 | Jamie Cumbie | DT | 6-7 | 290 | 2/6/89 | R | Clemson | Morris, IL |
| 74 | Bruce Campbell | G | 6-6 | 315 | 5/25/88 | 2 | Maryland | Hamden, CT |
| 75 | Stephon Heyer | T | 6-6 | 330 | 1/16/84 | 5 | Maryland | Snelville, GA |
| 76 | Seth Wand | T | 6-7 | 330 | 8/6/79 | 6 | NW Missouri State | Springfield, MO |
| 77 | Matt Shaughnessy | DE | 6-5 | 270 | 9/23/86 | 3 | Wisconsin | Newrich, CT |
| 78 | Tommie Hill | DE | 6-6 | 245 | 11/28/85 | 1 | Colorado State | Littleton, CO |
| 79 | John Henderson | DT | 6-7 | 335 | 1/9/79 | 10 | Tennessee | Nashville, TN |
| 81 | Chaz Schilens | WR | 6-4 | 225 | 11/7/85 | 4 | San Diego State | Mesa, AZ |
| 82 | Richard Gordon | TE | 6-4 | 265 | 6/7/87 | R | Miami | Miami, Fla. |
| 83 | Brandon Myers | TE | 6-4 | 250 | 9/4/85 | 3 | Iowa | Iowa City, IA |
| 84 | Damola Adeniji | WR | 6-3 | 215 | 6/16/87 | 1 | Oregon State | Eugene, OR |
| 85 | Darius Heyward-Bey | WR | 6-2 | 210 | 2/26/87 | 3 | Maryland | Owings Mills, MD |
| 86 | David Ausberry | TE | 6-4 | 245 | 9/25/87 | R | USC | Lemoore, CA |
| 87 | Kevin Boss | TE | 6-6 | 255 | 1/11/84 | 5 | Western Oregon | Corvallis, OR |
| 88 | Kevin Brock | TE | 6-5 | 260 | 4/9/86 | 1 | Rutgers | Hackensack, NJ |
| 89 | Nick Miller | WR | 5-9 | 180 | 3/28/87 | 3 | Southern Utah | Mesa, AZ |
| 90 | Desmond Bryant | DT | 6-5 | 290 | 12/15/85 | 3 | Harvard | Elizabethtown, NC |
| 91 | Trevor Scott | DE | 6-5 | 255 | 8/30/84 | 4 | Buffalo | Potsdam, NY |
| 92 | Richard Seymour | DT | 6-6 | 310 | 10/6/79 | 11 | Georgia | Gadsden, SC |
| 93 | Tommy Kelly | DT | 6-6 | 300 | 12/27/80 | 8 | Mississippi State | Jackson, MS |
| 94 | Jarvis Moss | DE | 6-7 | 260 | 8/3/84 | 5 | Florida | Denton, TX |
| 95 | Mason Brodine | DE | 6-7 | 255 | 2/18/88 | R | Nebraska-Kearney | Elm Creek, NE |
| 96 | Kameron Wimbley | LB | 6-4 | 255 | 10/13/83 | 6 | Florida State | Wichita, KS |
| 98 | Derrick Hill | DT | 6-2 | 310 | 7/16/88 | R | California | Oakland, CA |
| 99 | Lamar Houston | DE | 6-3 | 305 | 6/24/87 | 2 | Texas | Colorado Springs, CO |

2010 RAIDERS STATISTICS

| | RAIDERS | OPPONENTS |
|---------------------------------|-------------|-------------|
| FIRST DOWNS | 306 | 292 |
| Rushing | 113 | 98 |
| Passing | 159 | 150 |
| Penalty | 34 | 44 |
| 3rd Down: Made/Att./% | 75/220/34.1 | 76/218/34.9 |
| 4th Down: Made/Att./% | 8/20/40.0 | 3/11/27.3 |
| TOTAL NET YARDS | 5674 | 5165 |
| Avg. Per Game | 354.6 | 322.8 |
| Total Plays | 1039 | 991 |
| Avg. Per Play | 5.5 | 5.2 |
| NET YARDS RUSHING | 2494 | 2138 |
| Avg. Per Game | 155.9 | 133.6 |
| Total Rushes | 504 | 474 |
| NET YARDS PASSING | 3180 | 3027 |
| Avg. Per Game | 198.8 | 189.2 |
| Sacked/Yards Lost | 44/291 | 47/292 |
| Gross Yards | 3471 | 3319 |
| Attempts/Completions | 491/279 | 470/249 |
| Pct. of Completions | 56.8 | 53.0 |
| Had Intercepted | 16 | 12 |
| PUNTS/AVERAGE | 78/46.8 | 94/43.8 |
| NET PUNTING AVG. | 78/40.7 | 94/38.2 |
| PENALTIES/YARDS | 148/1276 | 117/1161 |
| FUMBLES/BALL LOST | 32/10 | 21/12 |
| TOUCHDOWNS | 44 | 44 |
| Rushing | 19 | 14 |
| Passing | 18 | 29 |
| Returns | 7 | 1 |
| TIME OF POSSESSION | 31:07 | 28:53 |

SCORE BY PERIODS

| PERIOD | 1 | 2 | 3 | 4 | OT | TOTAL |
|------------------|-----|-----|----|-----|----|-------|
| RAIDERS | 117 | 90 | 78 | 122 | 3 | 410 |
| OPPONENTS | 68 | 112 | 99 | 92 | 0 | 371 |

SCORING

| PLAYER | TD | Ru | Pa | Rt | PAT | FGS | S | TP |
|------------------|-----------|-----------|-----------|----------|--------------|--------------|----------|------------|
| Janikowski | 0 | 0 | 0 | 0 | 43/43 | 33/41 | 0 | 142 |
| D. McFadden | 10 | 7 | 3 | 0 | 0 | 0 | 0 | 60 |
| Bush | 8 | 8 | 0 | 0 | 0 | 0 | 0 | 48 |
| Ford | 7 | 2 | 2 | 3 | 0 | 0 | 0 | 42 |
| Z. Miller | 5 | 0 | 5 | 0 | 0 | 0 | 0 | 30 |
| Reece | 4 | 1 | 3 | 0 | 0 | 0 | 0 | 24 |
| Murphy | 2 | 0 | 2 | 0 | 0 | 0 | 0 | 12 |
| Barnes | 1 | 0 | 1 | 0 | 0 | 0 | 0 | 6 |
| Branch | 1 | 0 | 0 | 1 | 0 | 0 | 0 | 6 |
| J. Campbell | 1 | 1 | 0 | 0 | 0 | 0 | 0 | 6 |
| Eugene | 1 | 0 | 0 | 1 | 0 | 0 | 0 | 6 |
| Heyward-Bey | 1 | 0 | 1 | 0 | 0 | 0 | 0 | 6 |
| Johnson | 1 | 0 | 0 | 1 | 0 | 0 | 0 | 6 |
| Routt | 1 | 0 | 0 | 1 | 0 | 0 | 0 | 6 |
| Schilens | 1 | 0 | 1 | 0 | 0 | 0 | 0 | 6 |
| Cartwright | 0 | 0 | 0 | 0 | 0 | 0 | 1 | 2 |
| Groves | 0 | 0 | 0 | 0 | 0 | 0 | 1 | 2 |
| RAIDERS | 44 | 19 | 18 | 7 | 43/43 | 33/41 | 2 | 410 |
| OPPONENTS | 44 | 14 | 29 | 1 | 44/44 | 21/28 | 0 | 371 |

2-Point Conversions: RAIDERS 0-1; Opponents 0-0

Safety: RAIDERS 2; Opponents 0

PASSING

| PLAYER | ATTS. | COMP. | YDS. | COMP% | YDS/ATT | TD | TD% | INT | INT% | LG | SACK/LOST | RTG |
|----------------|------------|------------|-------------|-------------|-------------|-----------|------------|-----------|------------|------------|---------------|-------------|
| J. Campbell | 329 | 194 | 2387 | 59.0 | 7.26 | 13 | 4.0 | 8 | 2.4 | 73t | 33/208 | 84.5 |
| Gradkowski | 157 | 83 | 1059 | 52.9 | 6.75 | 5 | 3.2 | 7 | 4.5 | 70 | 10/77 | 66.3 |
| Boller | 4 | 2 | 25 | 50.0 | 6.25 | 0 | 0.0 | 1 | 25.0 | 20 | 1/6 | 30.2 |
| D. McFadden | 1 | 0 | 0 | 0.0 | - | 0 | - | 0 | - | - | 0/0 | 39.6 |
| Higgins | 0 | 0 | 0 | - | - | 0 | - | 0 | - | - | 0/0 | - |
| RAIDERS | 491 | 279 | 3471 | 56.8 | 7.07 | 18 | 3.7 | 16 | 3.3 | 73t | 44/291 | 77.5 |
| OPPONENTS | 470 | 249 | 3319 | 53.0 | 7.06 | 29 | 6.2 | 12 | 2.6 | 57t | 47/292 | 85.6 |

RECEIVING

| PLAYER | NO. | YDS. | AVG. | LG | TD |
|----------------|------------|-------------|-------------|------------|-----------|
| Z. Miller | 60 | 685 | 11.4 | 43t | 5 |
| D. McFadden | 47 | 507 | 10.8 | 67t | 3 |
| Murphy | 41 | 609 | 14.9 | 70 | 2 |
| Heyward-Bey | 26 | 366 | 14.1 | 69t | 1 |
| Ford | 25 | 470 | 18.8 | 52 | 2 |
| Reece | 25 | 333 | 13.3 | 73t | 3 |
| Bush | 18 | 194 | 10.8 | 55 | 0 |
| Myers | 12 | 80 | 6.7 | 16 | 0 |
| Higgins | 10 | 103 | 10.3 | 26 | 0 |
| Schilens | 5 | 40 | 8.0 | 11 | 1 |
| N. Miller | 3 | 40 | 13.3 | 32 | 0 |
| Figurs | 2 | 17 | 8.5 | 11 | 0 |
| Bennett | 2 | 9 | 4.5 | 6 | 0 |
| Barnes | 2 | 8 | 4.0 | 6 | 1 |
| Cartwright | 1 | 10 | 10.0 | 10 | 0 |
| RAIDERS | 279 | 3471 | 12.4 | 73t | 18 |
| OPPONENTS | 249 | 3319 | 13.3 | 57t | 29 |

RUSHING

| PLAYER | NO. | YDS. | AVG. | LG | TD |
|----------------|------------|-------------|------------|------------|-----------|
| D. McFadden | 223 | 1157 | 5.2 | 57t | 7 |
| Bush | 158 | 655 | 4.1 | 30 | 8 |
| J. Campbell | 47 | 222 | 4.7 | 24 | 1 |
| Ford | 10 | 155 | 15.5 | 71t | 2 |
| Reece | 30 | 122 | 4.1 | 31 | 1 |
| Heyward-Bey | 4 | 48 | 12.0 | 30 | 0 |
| Murphy | 1 | 43 | 43.0 | 43 | 0 |
| Gradkowski | 12 | 41 | 3.4 | 12 | 0 |
| Cartwright | 9 | 22 | 2.4 | 10 | 0 |
| Boller | 7 | 18 | 2.6 | 15 | 0 |
| Bennett | 2 | 11 | 5.5 | 6 | 0 |
| Satele | 1 | 0 | 0.0 | 0 | 0 |
| RAIDERS | 504 | 2494 | 4.9 | 71t | 19 |
| OPPONENTS | 474 | 2138 | 4.5 | 76t | 14 |

PUNT RETURNS

| PLAYER | NO. | FC | YDS. | AVG. | LG | TD |
|----------------|-----------|-----------|------------|------------|-----------|----------|
| N. Miller | 35 | 7 | 257 | 7.3 | 46 | 0 |
| Higgins | 17 | 4 | 123 | 7.2 | 53 | 0 |
| Branch | 1 | 0 | -4 | -4.0 | -4 | 0 |
| Figurs | 1 | 0 | 10 | 10.0 | 10 | 0 |
| Myers | 1 | 0 | 0 | 0.0 | 0 | 0 |
| RAIDERS | 55 | 11 | 386 | 7.0 | 53 | 0 |
| OPPONENTS | 46 | 11 | 400 | 8.7 | 47 | 0 |

PUNTING

| PLAYER | NO. | YDS. | AVG. | NET | TB | IN 20 | LG | BLK |
|----------------|-----------|-------------|-------------|-------------|----------|-----------|-----------|----------|
| Lechler | 77 | 3618 | 47.0 | 40.8 | 4 | 27 | 68 | 0 |
| Janikowski | 1 | 33 | 33.0 | 33.0 | 0 | 0 | 33 | 0 |
| RAIDERS | 78 | 3651 | 46.8 | 40.7 | 4 | 27 | 68 | 0 |
| OPPONENTS | 94 | 4114 | 43.8 | 38.2 | 7 | 31 | 63 | 2 |

KICKOFF RETURNS

| PLAYER | NO. | YDS. | AVG. | LG | TD |
|----------------|-----------|-------------|-------------|-------------|----------|
| Ford | 53 | 1280 | 24.2 | 101t | 3 |
| Cartwright | 6 | 103 | 17.2 | 28 | 0 |
| Figurs | 5 | 105 | 21.0 | 25 | 0 |
| N. Miller | 2 | 37 | 18.5 | 27 | 0 |
| Huff | 1 | 0 | 0.0 | 0 | 0 |
| Reece | 1 | 7 | 7.0 | 7 | 0 |
| RAIDERS | 68 | 1532 | 22.5 | 101t | 3 |
| OPPONENTS | 61 | 1412 | 23.1 | 102t | 1 |

INTERCEPTIONS

| PLAYER | NO. | YDS. | AVG. | LG | TD |
|----------------|-----------|------------|------------|------------|----------|
| Huff | 3 | 32 | 10.7 | 17 | 0 |
| Johnson | 3 | 30 | 15.0 | 30t | 1 |
| Routt | 2 | 22 | 11.0 | 22t | 1 |
| Branch | 1 | 15 | 15.0 | 15 | 0 |
| McClain | 1 | 10 | 10.0 | 10 | 0 |
| Mitchell | 1 | 0 | 0.0 | 0 | 0 |
| Ware | 1 | 0 | 0.0 | 0 | 0 |
| Groves | 1 | -4 | -4.0 | -4 | 0 |
| RAIDERS | 12 | 105 | 8.8 | 30t | 2 |
| OPPONENTS | 16 | 204 | 12.8 | 38 | 0 |

SACKS

| PLAYER | NO. | YDS. |
|----------------|-------------|------------|
| Wimbley | 9.0 | 59.5 |
| Kelly | 7.0 | 38.5 |
| Shaughnessy | 7.0 | 38 |
| Seymour | 5.5 | 34 |
| Houston | 5.0 | 26 |
| Branch | 4.0 | 40 |
| Huff | 4.0 | 21 |
| Bryant | 2.5 | 20 |
| Scott | 1.5 | 5.5 |
| Moss | 1.0 | 6 |
| McClain | 0.5 | 4.5 |
| RAIDERS | 47.0 | 292 |
| OPPONENTS | 44.0 | 291 |

FIELD GOALS

| Player | 1-19 | 20-29 | 30-39 | 40-49 | 50+ | Total |
|----------------|------------|------------|--------------|-------------|------------|--------------|
| Janikowski | 0/0 | 8/8 | 13/14 | 8/12 | 4/7 | 33/41 |
| RAIDERS | 0/0 | 8/8 | 13/14 | 8/12 | 4/7 | 33/41 |
| OPPONENTS | 1/1 | 4/5 | 7/8 | 9/11 | 0/3 | 21/28 |

2010 SINGLE GAME BESTS

INDIVIDUAL

YARDS RUSHING

165 Darren McFadden
10-24 at Denver

RUSHING ATTEMPTS

30 Darren McFadden
9-19 vs. St. Louis

LONGEST RUN

71 Jacoby Ford
12-19 vs. Denver

RUSHING TOUCHDOWNS

3 Darren McFadden
10-24 at Denver

YARDS PASSING

324 Jason Campbell
12-12 at Jacksonville

PASS ATTEMPTS

42 Jason Campbell
12-26 vs. Indianapolis

PASS COMPLETIONS

29 Jason Campbell
12-26 vs. Indianapolis

LONGEST COMPLETION

73 Campbell to Reece
12-19 vs. Denver

TOUCHDOWN PASSES

2 Bruce Gradkowski
10-3 vs. Houston

2 Jason Campbell
10-24 at Denver
10-31 vs. Seattle
12-12 at Jacksonville

OFFENSE

TOTAL FIRST DOWNS

29 10-24 at Denver

FIRST DOWNS RUSHING

18 10-24 at Denver

FIRST DOWNS PASSING

16 12-12 at Jacksonville

FIRST DOWNS BY PENALTY

5 9-19 vs. St. Louis
11-21 at Pittsburgh

TOTAL NET YARDS

545 10-31 vs. Seattle

OFFENSIVE PLAYS

79 9-19 vs. St. Louis

AVERAGE PER PLAY

8.0 10-31 vs. Seattle

YARDS RUSHING

328 10-24 at Denver

RUSHING ATTEMPTS

52 10-24 at Denver
12-5 at San Diego

AVERAGE PER RUSH

6.4 12-19 vs. Denver

TOUCHDOWNS RUSHING

5 10-21 at Denver

NET YARDS PASSING

323 12-12 at Jacksonville

RECEPTIONS

11 Zach Miller
10-3 vs. Houston

RECEIVING YARDS

148 Jacoby Ford
11-7 vs. Kansas City

LONGEST RECEPTION

73 Marcel Reece
12-19 vs. Denver

TOUCHDOWN RECEPTIONS

1 17 times by eight players

TOTAL YDS. FROM SCRIMMAGE

209 Darren McFadden
12-12 at Jacksonville

MOST FGs ATTEMPTED

6 Sebastian Janikowski
9-26 at Arizona

MOST FGs MADE

4 Sebastian Janikowski
10-31 vs. Seattle
12-26 vs. Indianapolis

LONGEST FG ATTEMPTED

59 Sebastian Janikowski
12-26 vs. Indianapolis

LONGEST FG MADE

59 Sebastian Janikowski
12-26 vs. Indianapolis

TEAM

PASS ATTEMPTS

43 11-21 at Pittsburgh

PASS COMPLETIONS

29 12-26 vs. Indianapolis

AVERAGE PER COMPLETION

11.5 10-31 vs. Seattle

COMPLETION PERCENTAGE

70% 12-12 at Jacksonville

TOUCHDOWNS PASSING

2 10-3 vs. Houston
10-24 at Denver
12-12 at Jacksonville

MOST POINTS SCORED

59 10-24 at Denver

TIME OF POSSESSION

38:39 10-24 at Denver
12-5 at San Diego

3RD DN CONVERSIONS

8 12-5 at San Diego

4TH DN CONVERSIONS

2 10-10 vs. San Diego
12-5 at San Diego

DEFENSE

LEAST FIRST DOWNS ALLOWED

3 10-31 vs. Seattle

LEAST TOTAL YARDS ALLOWED

162 10-31 vs. Seattle

LEAST 1ST DOWNS ALLOWED RUSH

0 12-5 at San Diego

MOST PUNTS

8 Shane Lechler
11-21 at Pittsburgh

PUNTING AVERAGE

54.8 Shane Lechler
9-12 at Tennessee

LONGEST PUNT

68 Shane Lechler
9-20 at Tennessee

LONGEST PUNT RETURN

53 Johnnie Lee Higgins
9-19 vs. St. Louis

LONGEST KICKOFF RETURN

101 Jacoby Ford
11-28 vs. Miami

SACKS

3 Kamerion Wimbley
1-2 at Kansas City

INTERCEPTIONS

1 12 times by eight players

LONGEST INT. RETURN

30 Chris Johnson
10-24 at Denver

LEAST YARDS ALLOWED RUSHING

21 12-5 at San Diego

LOWEST RUSHING AVG. ALLOWED

2.5 10-31 vs. Seattle

LEAST FIRST DOWNS ALLOWED PASS

5 10-31 vs. Seattle
12-19 vs. Denver

LEAST NET YARDS ALLOWED PASSING

108 9-26 at Arizona

LOWEST COMPLETION % ALLOWED

36% 1-2 at Kansas City

LOWEST 3RD DN CONVERSION ALLOWED

1 10-31 vs. Seattle

MOST SACKS

8 10-31 vs. Seattle

MOST INTERCEPTIONS

2 12-26 vs. Indianapolis
1-2 at Kansas City

MOST FUMBLES RECOVERED

3 10-10 vs. San Diego

LEAST TIME OF POSS. ALLOWED

21:21 10-24 at Denver
12-5 at San Diego

LEAST POINTS ALLOWED

3 10-31 vs. Seattle

LEAST TDS ALLOWED RUSH

0 Seven times

LEAST TDS ALLOWED PASS

0 10-31 vs. Seattle

LAST TIME BY, AGAINST RAIDERS

LAST TIME BY RAIDERS

100 YARDS RUSHING

Michael Bush 137 yards 1-2-11 at Kansas City

100 YARDS RECEIVING

Jacoby Ford 108 yards 11-28-10 vs. Miami

300 YARDS PASSING

Jason Campbell 324 yards 12-12-10 at Jacksonville

AT LEAST FOUR TOUCHDOWNS SCORED

Darren McFadden 4 touchdowns 10-24-10 at Denver

AT LEAST FIVE FIELD GOALS

Sebastian Janikowski 5 field goals 11-18-07 at Minnesota

THREE PASSES INTERCEPTED

Rod Woodson 3 interceptions 9-29-02 vs. Tennessee

KICKOFF RETURN FOR TOUCHDOWN

Jacoby Ford 99 yards 12-26-10 vs. Indianapolis

PUNT RETURN FOR TOUCHDOWN

Johnnie Lee Higgins 80 yards 12-21-08 vs. Houston

INTERCEPTION RETURN FOR TOUCHDOWN

Stanford Routt 22 yards 1-2-11 at Kansas City

FUMBLE RETURN FOR TOUCHDOWN

Tyvon Branch 64 yards 10-10-10 vs. San Diego

SAFETY

Quentin Groves Tackle in end zone 12-19-10 vs. Denver

BLOCKED PUNT

Rock Cartwright, Brandon Myers 10-10-10 vs. San Diego

BLOCKED FIELD GOAL

Isaiah Ekejiuba 9-28-08 vs. San Diego

LAST TIME AGAINST RAIDERS

100 YARDS RUSHING

R. Jennings/M. Jones-Drew 109/101 yards 12-12-10 at Jacksonville

100 YARDS RECEIVING

Davone Bess 111 yards 11-28-10 vs. Miami

300 YARDS PASSING

Chad Henne 307 yards 11-28-10 vs. Miami

FOUR TOUCHDOWNS SCORED

LaDarian Tomlinson 4 touchdowns 10-14-07 at San Diego

FOUR FIELD GOALS

Mike Nugent 4 field goals 12-11-05 at New York Jets

THREE PASSES INTERCEPTED

Dwayne Harper 3 interceptions 11-27-95 at San Diego

KICKOFF RETURN FOR TOUCHDOWN

LaRod Stephens-Howling 102 yards 9-26-10 at Arizona

PUNT RETURN FOR TOUCHDOWN

T.J. Rushing 90 yards 12-16-07 vs Indianapolis

INTERCEPTION RETURN FOR TOUCHDOWN

Clinton Hart 70 yards 12-4-05 at San Diego

FUMBLE RETURN FOR TOUCHDOWN

Maurice Leggett 67 yards 11-30-08 vs. Kansas City

SAFETY

Brian Cushing Tackle in end zone 10-4-09 at Houston

BLOCKED PUNT

Manny Lawson 10-8-06 at San Francisco

BLOCKED FIELD GOAL

Shaun Rogers 9-9-07 vs. Detroit

RAIDERS TEAM RECORDS

Due to player strikes, the 1982 season was reduced to nine games and the 1987 season was reduced to 15 games.

SEASON

MOST POINTS SCORED

479 (2000)

FEWEST POINTS SCORED

168 (2006)

MOST POINTS ALLOWED

458 (1961)

FEWEST POINTS ALLOWED

175 (1973)

MOST SHUTOUTS

2 (1975)

MOST SHUTOUTS AGAINST

3 (1981, 2006)

MOST PLAYS

1,101 (1983)

MOST TOTAL YARDS

6,237 (2002)

MOST FIRST DOWNS

366 (2002)

MOST TOUCHDOWNS

58 (1967, 2000)

MOST EXTRA POINTS

58 (1967)

MOST FIELD GOALS

35 (1993)

MOST TDS, RUSHING

28 (1975)

MOST RUSHING ATTEMPTS

681 (1977)

MOST YARDS RUSHING

2,627 (1977)

BEST AVERAGE RUSHING

4.9 (2010)

MOST 1ST DOWNS, RUSHING

159 (1975)

MOST PASSES ATTEMPTED

619 (2002)

MOST PASSES COMPLETED

418 (2002)

MOST YARDS PASSING

4,689 (2002)

MOST OPP. YDS. LOST ON SACKS

666 (1967)

BEST PASSING PERCENTAGE

67.6 (2002)

MOST PASSES HAD INT.

33 (1964)

MOST TDS, PASSING

36 (1969)

MOST FIRST DOWNS, PASSING

226 (2002)

MOST PASSES INTERCEPTED

35 (1963, 1975, 1980)

MOST YARDS, INTERCEPTIONS

501 (1980)

MOST SACKS

67 (1967)

MOST PUNT RETURNS

71 (1985)

MOST YARDS, PUNT RETURNS

792 (1985)

MOST KICKOFF RETURNS

83 (2004)

MOST YARDS, KICKOFF RETURNS

1,832 (2005)

MOST TDS, RETURNS

8 (1968)

MOST FUMBLES

46 (1983)

MOST FUMBLES LOST

25 (1983)

FEWEST FUMBLES LOST

9 (2002, 2005)

MOST PENALTIES

156 (1994, 1996)

MOST YARDS PENALIZED

1,276 (2010)

MOST FIRST DOWNS, PENALTY

36 (1996)

MOST PUNTS

98 (1981, 1998)

HIGHEST PUNTING AVERAGE

51.1 (2009)

MOST SAFETIES, SEASON

3 (1981)

LOWEST AVG. ALLOWED ON KOR

15.8 (1977)

FEWEST SACKS ALLOWED

27 (2001)

GAME

MOST POINTS SCORED

59 at Denver (10-24-10)

52 vs. Houston (12-22-63)

vs. Carolina (12-24-00)

vs. Tennessee (9-29-02)

MOST POINTS, OPPONENT

55 at Houston (9-6-61)

vs. San Diego (11-22-81)

MOST TOUCHDOWNS

8 at Denver (10-24-10)

MOST FIELD GOALS

5 vs. Denver (12-11-94)

at San Diego (10-29-00)

at Chicago (10-5-03)

MOST PLAYS

97 vs. Atlanta (11-20-75)

MOST TOTAL YARDS

637 vs. Denver (10-25-64)

MOST RUSHING ATTEMPTS

64 vs. Buffalo (11-28-77)

MOST YARDS RUSHING

356 at Seattle (11-30-87)

MOST FIRST DOWNS PASSING

21 at Pittsburgh (9-15-02)

MOST PASSES INTERCEPTED

6 at Houston (9-7-73)

vs. L.A. (10-29-72)

MOST YARDS, INTERCEPTIONS

151 at Miami (12-2-84)

MOST FIRST DOWNS

34 vs. New Orleans (11-9-75)

MOST FIRST DOWNS, PENALTY

8 at San Francisco (10-8-00)

MOST PENALTIES

20 at Denver (12-15-96)

MOST YARDS, RUSHING, OPP.

316 vs. N.Y. Jets (10-25-09)

MOST TOUCHDOWNS, RUSHING

5 at Indianapolis (9-10-00)

at Denver (10-24-10)

MOST FIRST DOWNS, RUSHING

21 at Green Bay (9-17-78)

BEST RUSHING AVERAGE

8.1 vs. Cleveland (10-1-06)

MOST PASSING ATTEMPTS

65 at Pittsburgh (9-15-02)

MOST PASSING ATTEMPTS, OPP.

63 vs. Washington (10-29-89)

MOST PASS COMPLETIONS

43 at Pittsburgh (9-15-02)

MOST PASSING YARDS

469 vs. Kansas City (11-3-68)

MOST TOUCHDOWNS PASSING

6 vs. Houston (12-22-63)

vs. Buffalo (10-19-69)

FEWEST RUSHING ATTEMPTS

7 vs. Buffalo (10-5-63)

MOST YARDS PENALIZED

186 at San Diego (11-15-87)

MOST PUNTS

16 vs. San Diego (10-11-98)

MOST YARDS PUNTING

709 vs. San Diego (10-11-98)

BEST PUNTING AVERAGE

57.6 at Denver (9-6-81)

BEST PASSING PERCENTAGE

89.5 at Denver (11-11-02)

MOST PASSES HAD INTERCEPTED

7 vs. Denver (10-16-77)

FEWEST YARDS RUSHING, OPP.

10 vs. N.Y. Jets (12-10-00)

MOST YARDS PASSING, OPP.

504 vs. Kansas City (11-5-00)

FEWEST YARDS PASSING, OPP.

-5 vs. Houston (12-3-06)

MOST TOTAL YARDS, OPPONENT

593 at San Diego (11-10-85)

FEWEST TOTAL YARDS, OPPONENT

5 vs. Denver (9-10-67)

TOUCHDOWNS PASSING, OPP.

6 vs. San Diego (11-22-85)

TOUCHDOWNS RUSHING, OPP.

5 vs. San Diego (11-27-60)

MOST SACKS

11 at Buffalo (10-15-67)

at Denver (11-5-67)

MOST SAFETIES

2 vs. San Diego (10-26-75)

MOST YARDS PUNT RETURNS

225 vs. Buffalo (9-15-68)

MISCELLANEOUS

MOST CONSECUTIVE TIMES, FIRST PLACE FINISH

5 (1972-76)

MOST CONSECUTIVE GAMES WON

(Including Postseason Games)

17 (1976-77)

MOST GAMES WON, ONE SEASON

(Including Postseason Games)

16 (1976)

15 (1980)

15 (1983)

MOST GAMES WON, SEASON

13 (1967)

13 (1976)

MOST CONSECUTIVE GAMES WON, ONE SEASON

(Including Postseason Games)

13 (1976)

MOST CONSECUTIVE HOME GAMES WON

18 (1968-70)

MOST CONSECUTIVE ROAD GAMES WON

9 (1967-68)

9 (1974-75)

9 (1976-77)

MOST SEASONS LEADING LEAGUE IN SCORING

5 (1967-69, 1974, 1977)

MOST CONSECUTIVE SEASONS LEADING LEAGUE IN SCORING

3 (1967-69)

MOST POINTS OVERCOME TO WIN GAME

24 (Raiders vs. Chargers, 11-22-82, trailed 0-24, won 28-24)

24 (Raiders at Denver, 9-26-88, trailed 0-24, won 30-27 in OT)

MOST POINTS SINGLE QUARTER

31 (4th quarter — vs. Denver, 12-17-60)

(4th quarter — vs. San Diego, 12-8-63)

MOST CONSECUTIVE GAMES SCORING

217 (1966-81)

MOST CONSECUTIVE GAMES SCORING, TOUCHDOWNS

97 (1966-73)

RAIDERS LEAGUE RECORDS

(1960-2010)

| | Won | Lost | Tied | Winning Pct. |
|---------------|------------|------------|-----------|--------------|
| HOME | 233 | 150 | 3 | .608 |
| AWAY | 185 | 193 | 8 | .489 |
| Totals | 418 | 343 | 11 | .549 |

ORIGINAL AFL TEAM WIN-LOSS RECORDS

(1960-2010)

| | | Won | Lost | Tied | Winning Pct. |
|-----------|------------------------|------------|------------|-----------|--------------|
| 1. | OAKLAND RAIDERS | 418 | 343 | 11 | .549 |
| 2. | New England Patriots | 401 | 362 | 9 | .526 |
| 3. | Denver Broncos | 398 | 364 | 10 | .522 |
| 4. | Kansas City Chiefs | 395 | 365 | 12 | .519 |
| 5. | San Diego Chargers | 384 | 377 | 11 | .505 |
| 6. | Tennessee Titans | 377 | 389 | 6 | .492 |
| 7. | Buffalo Bills | 358 | 406 | 8 | .469 |
| 8. | New York Jets | 351 | 413 | 8 | .459 |

RAIDERS INDIVIDUAL RECORDS

SERVICE

SEASONS ACTIVE

| | |
|----|----------------------------|
| 16 | Tim Brown (1988-03) |
| 15 | Jim Otto (1960-74) |
| 15 | Art Shell (1968-82) |
| 15 | Gene Upshaw (1967-81) |
| 14 | Fred Biletnikoff (1965-78) |
| 14 | Cliff Branch (1972-85) |
| 14 | Dave Dalby (1972-85) |
| 14 | Ray Guy (1973-86) |

GAMES CAREER

| | |
|-----|----------------------------|
| 240 | Tim Brown (1988-03) |
| 217 | Gene Upshaw (1967-81) |
| 210 | Jim Otto (1960-74) |
| 207 | Art Shell (1968-81) |
| 207 | Ray Guy (1973-86) |
| 206 | Steve Wisniewski (1989-01) |
| 205 | Dave Dalby (1972-85) |

CONSECUTIVE SEASONS, ACTIVE

| | |
|----|----------------------------|
| 16 | Tim Brown (1988-03) |
| 15 | Jim Otto (1960-74) |
| 15 | Art Shell (1968-82) |
| 15 | Gene Upshaw (1967-81) |
| 14 | Fred Biletnikoff (1965-78) |
| 14 | Cliff Branch (1972-85) |
| 14 | Dave Dalby (1972-85) |
| 14 | Ray Guy (1973-86) |

CONSECUTIVE GAMES, CAREER

| | |
|-----|-----------------------|
| 210 | Jim Otto (1960-74) |
| 207 | Gene Upshaw (1967-81) |
| 207 | Ray Guy (1973-86) |
| 205 | Dave Dalby (1972-85) |

CONSECUTIVE STARTS, CAREER

| | |
|-----|-----------------------|
| 210 | Jim Otto (1960-74) |
| 207 | Gene Upshaw (1967-81) |

SCORING

CAREER

MOST POINTS

| | |
|-------|-------------------------|
| 1,142 | S. Janikowski (2000-10) |
| | 356 PAT, 262 FG |
| 863 | George Blanda (1967-75) |
| | 395 PAT, 156 FG |
| 817 | Chris Bahr (1980-88) |
| | 331 PAT, 162 FG |

MOST TOUCHDOWNS

| | |
|-----|------------------------|
| 104 | Tim Brown (1988-03) |
| 98 | Marcus Allen (1982-92) |

MOST EXTRA POINTS

| | |
|-----|-------------------------|
| 395 | George Blanda (1967-75) |
| 356 | S. Janikowski (2000-10) |
| 331 | Chris Bahr (1980-88) |

MOST CONSECUTIVE EXTRA POINTS

| | |
|-----|-------------------------|
| 201 | George Blanda (1967-71) |
|-----|-------------------------|

MOST FIELD GOALS

| | |
|-----|-------------------------|
| 262 | S. Janikowski (2000-10) |
| 162 | Chris Bahr (1980-88) |
| 156 | George Blanda (1967-75) |

MOST FIELD GOAL ATTEMPTS

| | |
|-----|-------------------------|
| 333 | S. Janikowski (2000-10) |
| 249 | George Blanda (1967-75) |
| 249 | Chris Bahr (1980-88) |

SEASON

MOST POINTS

| | |
|-----|----------------------|
| 142 | S. Janikowski (2010) |
| 132 | Jeff Jaeger (1993) |
| 128 | S. Janikowski (2002) |

MOST TOUCHDOWNS

| | |
|----|----------------------|
| 18 | Marcus Allen (1984) |
| 16 | Art Powell (1963) |
| 16 | Pete Banaszak (1975) |

MOST EXTRA POINTS

| | |
|----|----------------------|
| 56 | George Blanda (1967) |
| 54 | George Blanda (1968) |
| 50 | S. Janikowski (2002) |

MOST FIELD GOALS

| | |
|----|----------------------|
| 35 | Jeff Jaeger (1993) |
| 33 | S. Janikowski (2010) |
| 29 | Jeff Jaeger (1991) |
| 26 | S. Janikowski (2002) |
| 26 | S. Janikowski (2009) |

MOST FIELD GOAL ATTEMPTS

| | |
|----|----------------------|
| 44 | Jeff Jaeger (1993) |
| 41 | S. Janikowski (2010) |
| 37 | George Blanda (1969) |
| 37 | Chris Bahr (1980) |

GAME

MOST POINTS

| | |
|----|--|
| 24 | Art Powell (12-22-63 vs. Houston) |
| 24 | Marcus Allen (9-24-84 vs. San Diego) |
| 24 | Harvey Williams (11-4-97 at San Diego) |
| 24 | Darren McFadden (10-24-10 at Denver) |

MOST TOUCHDOWNS

| | |
|---|--|
| 4 | Art Powell (12-22-63 vs. Houston) |
| 4 | Marcus Allen (9-24-84 vs. San Diego) |
| 4 | Harvey Williams (11-4-97 at San Diego) |
| 4 | Darren McFadden (10-24-10 at Denver) |

MOST EXTRA POINTS

| | |
|---|--|
| 8 | S. Janikowski (10-24-10 at Denver) |
| 7 | Mike Mercer (10-22-63 vs. New York) |
| 7 | Mike Mercer (12-22-63 vs. Houston) |
| 7 | Errol Mann (11-28-76 vs. Tampa Bay) |
| 7 | Sebastian Janikowski (10-24-00 vs. Carolina) |
| 7 | Sebastian Janikowski (9-29-02 vs. Tennessee) |

MOST FIELD GOALS

| | |
|---|--|
| 5 | Jeff Jaeger (12-11-94 vs. Denver) |
| 5 | Sebastian Janikowski (10-29-00 at San Diego) |
| 5 | Sebastian Janikowski (10-5-03 at Chicago) |
| 5 | Sebastian Janikowski (11-18-07 at Minnesota) |
| 4 | Mike Mercer (11-7-65 at Houston) |
| 4 | George Blanda (12-10-67 at Houston) |
| 4 | George Blanda (12-8-68 vs. Denver) |
| 4 | George Blanda (9-23-73 vs. Miami) |
| 4 | Errol Mann (10-9-77 at Cleveland) |
| 4 | Errol Mann (10-1-78 at Chicago) |
| 4 | Jim Breech (12-9-79 vs. Cleveland) |
| 4 | Chris Bahr (10-26-80 vs. Seattle) |
| 4 | Chris Bahr (10-6-85 vs. Kansas City) |
| 4 | Chris Bahr (10-23-83 at Dallas) |
| 4 | Jeff Jaeger |

| | |
|---|---|
| | (11-12-89 at San Diego) |
| 4 | Jeff Jaeger (9-29-91 vs. San Francisco) |
| 4 | Jeff Jaeger (1-2-94 vs. Denver) |
| 4 | Cole Ford (12-22-94 vs. Denver) |
| 4 | Sebastian Janikowski (10-24-04 vs. New Orleans) |
| 4 | Sebastian Janikowski (10-2-05 vs. Dallas) |
| 4 | Sebastian Janikowski (10-31-10 vs. Seattle) |
| | (12-26-10 vs. Indianapolis) |

LONGEST FIELD GOAL MADE

| | |
|----|---|
| 61 | Sebastian Janikowski (12-27-09 at Cleveland) |
| 59 | Sebastian Janikowski (12-26-10 Indianapolis) |
| 57 | Sebastian Janikowski (10-19-08 vs. N.Y. Jets) |
| 56 | Sebastian Janikowski (9-14-08 at Kansas City) |
| 55 | Sebastian Janikowski (11-2-03 at Detroit) |
| 55 | Sebastian Janikowski (11-12-06 at Denver) |
| 54 | George Fleming (10-2-61 vs. Denver) |
| 54 | Jeff Jaeger (10-4-92 vs. N.Y. Giants) |
| 54 | Sebastian Janikowski (10-29-00 at San Diego) |
| 54 | Sebastian Janikowski (10-28-07 at Tennessee) |
| | (11-25-07 at Kansas City) |
| 54 | Sebastian Janikowski (9-20-09 at Kansas City) |
| | (12-13-09 vs. Washington) |
| | (12-20-09 at Denver) |
| 54 | Sebastian Janikowski (9-26-10 at Arizona) |

LONGEST FIELD GOAL ATTEMPTED

| | |
|----|--|
| 76 | Sebastian Janikowski (9-28-08 vs. San Diego) |
| 66 | Sebastian Janikowski (12-13-09 vs. Washington) |
| 64 | Sebastian Janikowski (11-4-07 vs. Houston) |
| 63 | Chris Bahr (11-16-86 vs. Cleveland) |
| 61 | Sebastian Janikowski (12-4-05 at San Diego) |
| 61 | Sebastian Janikowski (12-27-09 at Cleveland) |

PASSING

CAREER

MOST PASSES ATTEMPTED

| | |
|-------|---------------------------|
| 2,481 | Ken Stabler (1970-79) |
| 2,448 | Rich Gannon (1999-04) |
| 2,248 | Daryle Lamonica (1967-74) |

MOST TOUCHDOWN PASSES

| | |
|-----|---------------------------|
| 150 | Ken Stabler (1970-79) |
| 148 | Daryle Lamonica (1967-74) |
| 114 | Rich Gannon (1999-04) |

MOST PASSES COMPLETED

| | |
|-------|---------------------------|
| 1,533 | Rich Gannon (1999-04) |
| 1,486 | Ken Stabler (1970-79) |
| 1,138 | Daryle Lamonica (1967-74) |

MOST YARDS GAINED PASSING

| | |
|--------|---------------------------|
| 19,078 | Ken Stabler (1970-79) |
| 17,585 | Rich Gannon (1999-04) |
| 16,655 | Daryle Lamonica (1967-74) |

MOST INTERCEPTIONS

| | |
|-----|---------------------------|
| 143 | Ken Stabler (1970-79) |
| 115 | Daryle Lamonica (1967-74) |
| 86 | Marc Wilson (1980-87) |

BEST PERCENTAGE (200 + ATTS.)

61.5 Rich Gannon (1999-04)
59.9 Ken Stabler (1970-79)

**MOST CONSECUTIVE YEARS,
300 OR MORE YARDS PASSING**

6 Rich Gannon (1999-04)

SEASON**MOST PASSES ATTEMPTED**

618 Rich Gannon (2002)
565 Kerry Collins (2005)
549 Rich Gannon (2001)

MOST PASSES COMPLETED

418 Rich Gannon (2002)
361 Rich Gannon (2001)
304 Rich Gannon (1999)

MOST YARDS PASSING

4,689 Rich Gannon (2002)
3,917 Jeff George (1997)
3,840 Rich Gannon (1999)

MOST TOUCHDOWN PASSES

34 Daryle Lamonica (1969)
30 Daryle Lamonica (1967)
29 Jeff George (1997)

MOST INTERCEPTIONS

30 Ken Stabler (1978)
25 Ken Stabler (1979)

BEST PERCENTAGE

67.6 Rich Gannon (2002)
66.7 Ken Stabler (1976)
65.8 Rich Gannon (2001)

GAME**MOST PASSES ATTEMPTED**

64 Rich Gannon
(9-15-02 at Pittsburgh)
59 Todd Marinovich
(9-20-92 vs. Cleveland)

MOST COMPLETIONS

43 Rich Gannon
(9-15-02 at Pittsburgh)
35 Rich Gannon
(12-30-01 at Denver)
34 Jim Plunkett
(9-12-85 at Kansas City)

MOST YARDS GAINED PASSING

424 Jeff Hostetler
(10-18-93 vs. San Diego)
419 Cotton Davidson
(10-25-64 vs. Denver)

MOST TOUCHDOWN PASSES

6 Tom Flores
(12-22-63 vs. Houston)
6 Daryle Lamonica
(10-19-69 vs. Buffalo)

**MOST CONSECUTIVE GAMES,
TD PASS**

25 Daryle Lamonica (1968-70)

MOST INTERCEPTIONS

7 Ken Stabler
(10-16-77 vs. Denver)
6 Cotton Davidson
(11-1-64 at San Diego)

BEST COMPLETION PCT.

91.7 Ken Stabler (11-12)
(12-21-75 vs. Kansas City)
Ken Stabler (10-11)
(12-17-72 vs. Chicago)
90.9 JaMarcus Russell (10-11)
(11-23-08 at Denver)

LONGEST PASS PLAY

99 Jim Plunkett to Cliff Branch,
TD (10-2-83 at Washington)
94 George Blanda to Warren
Wells, TD (11-10-68 at Denver)

RUSHING**CAREER****MOST RUSHING ATTEMPTS**

2,090 Marcus Allen (1982-92)
1,475 Mark van Eeghen (1974-81)
1,133 Clem Daniels (1961-67)

MOST YARDS RUSHING

8,545 Marcus Allen (1982-92)
5,907 Mark van Eeghen (1974-81)
5,103 Clem Daniels (1961-67)

MOST TOUCHDOWNS RUSHING

79 Marcus Allen (1982-92)
47 Pete Banaszak (1966-78)
35 Mark van Eeghen (1974-81)
35 Zack Crockett (1999-06)

BEST AVG. PER RUSH (150+ ATTS)

5.4 Bo Jackson (1987-90)
5.1 Rich Gannon (1999-04)
4.9 Napoleon Kaufman (1995-00)

**MOST CONSECUTIVE GAMES,
100 OR MORE YARDS RUSHING**

11 Marcus Allen (1985-86)

SEASON**MOST RUSHING ATTEMPTS**

380 Marcus Allen (1985)
324 Mark van Eeghen (1977)
282 Harvey Williams (1994)

MOST YARDS RUSHING

1,759 Marcus Allen (1985)
1,294 Napoleon Kaufman (1997)
1,273 Mark van Eeghen (1977)

MOST TOUCHDOWNS RUSHING

16 Pete Banaszak (1975)
13 Marcus Allen (1984)
12 Marcus Allen (1990)

BEST AVERAGE PER RUSH

6.8 Bo Jackson (1987)
6.0 Charlie Smith (1968)
5.9 Clarence Davis (1971)
5.9 Rich Gannon (2000)

GAME**MOST RUSHING ATTEMPTS**

36 Mark van Eeghen
(10-23-77 at N.Y. Jets)
33 Marcus Allen
(9-13-87 at Green Bay)
33 Justin Fargas
(12-2-07 vs. Denver)
30 Darren McFadden
(9-19-10 vs. St. Louis)

MOST TOUCHDOWNS RUSHING

3 Tony Teresa
(11-4-60 vs. Boston)
3 Pete Banaszak
(11-23-75 at Washington)
(12-21-75 vs. Kansas City)
3 Mark van Eeghen
(10-14-79 vs. Atlanta)
3 Booker Russell
(10-25-79 vs. San Diego)
3 Marcus Allen
(12-18-82 vs. L. A. Rams)
(9-24-84 vs. San Diego)
(12-2-84 at Miami)
(10-28-85 vs. San Diego)
3 Rich Gannon
(9-10-00 at Indianapolis)
3 LaMont Jordan
(10-23-05 vs. Buffalo)
3 Daunte Culpepper
(9-30-07 at Miami)
3 Darren McFadden
(10-24-10 at Denver)

MOST YARDS RUSHING

227 Napoleon Kaufman
(10-19-97 vs. Denver)
221 Bo Jackson
(11-30-87 at Seattle)
200 Clem Daniels
(10-20-63 vs. New York)

BEST AVERAGE PER RUSH

15.3 Napoleon Kaufman
(12-19-99 vs. Tampa Bay)
14.6 Bo Jackson
(12-16-90 vs. Cincinnati)

LONGEST RUN FROM SCRIMMAGE

92 Bo Jackson
(11-5-89 vs. Cincinnati)

91 Bo Jackson
(11-30-87 at Seattle)
89 Kenny King
(11-12-80 vs. San Diego)

RECEIVING**CAREER****MOST PASS RECEPTIONS**

1,070 Tim Brown (1988-03)
589 Fred Biletnikoff (1965-78)
501 Cliff Branch (1972-85)

MOST YARDS GAINED

14,734 Tim Brown (1988-03)
8,974 Fred Biletnikoff (1965-78)
8,685 Cliff Branch (1972-85)

MOST TOUCHDOWN RECEPTIONS

99 Tim Brown (1988-03)
76 Fred Biletnikoff (1965-78)
67 Cliff Branch (1972-85)

**BEST AVG. GAIN PER CATCH
(40+ recs.)**

23.7 Jessie Hester (1985-87)
23.3 Warren Wells (1967-70)
20.7 James Lofton (1987-88)

**MOST CONSECUTIVE GAMES,
100 OR MORE YARDS RECEIVING**

3 Art Powell (1963, 64)
3 Art Powell (1964)
3 Cliff Branch (1974)
3 Cliff Branch (1976)
3 Tim Brown (1999)

SEASON**MOST PASS RECEPTIONS**

104 Tim Brown (1997)
95 Todd Christensen (1986)
92 Todd Christensen (1983)
92 Jerry Rice (2002)
91 Tim Brown (2001)
91 Charlie Garner (2002)

MOST YARDS GAINED

1,408 Tim Brown (1997)
1,361 Art Powell (1964)
1,344 Tim Brown (1999)
1,342 Tim Brown (1995)

MOST TOUCHDOWN RECEPTIONS

16 Art Powell (1963)
14 Warren Wells (1969)
13 Cliff Branch (1974)

**BEST AVG. PER CATCH
(16+ RECS.)**

26.8 Warren Wells (1969)
26.0 Mervyn Fernandez (1988)

GAME**MOST PASS RECEPTIONS**

14 Tim Brown
(12-21-97 vs. Jacksonville)
12 Tim Brown
(11-19-95 vs. Dallas)
12 Dave Casper
(10-3-76 at New England)
11 Art Powell
(10-8-65 at Boston)
11 Todd Christensen
(10-16-86 vs. Kansas City)
(11-2-86 vs. Denver)
(11-20-86 at San Diego)
11 Tim Brown
(1-2-94 vs. Denver)
(9-22-96 vs. San Diego)
(9-8-97 vs. Kansas City)
(10-24-99 vs. N.Y. Jets)
11 Jerry Rice
(9-15-02 at Pittsburgh)
11 Ronald Curry
(12-23-06 vs. Kansas City)
11 Zach Miller
(10-3-10 vs. Houston)
MOST YARDS GAINED
247 Art Powell
(12-22-63 vs. Houston)

206 Art Powell
(10-8-65 at Boston)

MOST TOUCHDOWN RECEPTIONS

4 Art Powell
(12-2-63 vs. Houston)

3 Art Powell
(12-8-63 vs. San Diego)

3 Fred Biletnikoff
(11-10-68 at Denver)

3 Warren Wells
(12-7-69 vs. Cincinnati)
(10-11-70 vs. Denver)

3 Raymond Chester
(10-25-70 vs. Pittsburgh)

3 Cliff Branch
(11-30-75 vs. Atlanta)

3 Bob Chandler
(10-26-80 vs. Seattle)

3 Todd Christensen
(11-16-83 at Seattle)
(12-1-83 at San Diego)
(10-26-86 at Houston)

3 Tim Brown
(8-31-97 at Tennessee)

BEST AVERAGE GAIN PER

CATCH (3+RECS.)

57.3 Clem Daniels (3 for 172)
(9-15-63 vs. Buffalo)

48.3 Jessie Hester (4 for 193)
(11-30-86 vs. Philadelphia)

PUNT RETURNS

CAREER

MOST PUNT RETURNS

320 Tim Brown (1988-03)

168 Neal Colzie (1975-78)

148 George Atkinson (1968-77)

BEST AVG. PER RETURN

(20+ RETS.)

12.6 Claude Gibson (1963-65)

11.9 Ron Smith (1974)

MOST RETURN YARDS

3,272 Tim Brown (1988-03)

1,747 Neal Colzie (1975-78)

MOST TOUCHDOWNS

3 Claude Gibson (1963-65)

3 George Atkinson (1968-71)

3 Tim Brown (1988-03)

3 Phillip Buchanan (2002-03)

3 Johnnie Lee Higgins (2007-10)

SEASON

MOST PUNT RETURNS

62 Fulton Walker (1985)

58 Greg Pruitt (1983)

MOST RETURN YARDS

692 Fulton Walker (1985)

666 Greg Pruitt (1983)

MOST TOUCHDOWNS

3 Johnnie Lee Higgins (2008)

2 Claude Gibson (1963)

2 George Atkinson (1968)

2 Desmond Howard (1998)

2 Phillip Buchanan (2003)

BEST AVERAGE PER RETURN

(14+ RETS.)

14.4 Claude Gibson (1964)

13.9 Cle Montgomery (1984)

13.0 Johnnie Lee Higgins (2008)

GAME

MOST PUNT RETURNS

9 Rodger Bird
(9-10-67 vs. Denver)

9 Cle Montgomery
(12-10-84 at Detroit)

8 Neal Colzie
(10-5-75 at San Diego)

8 Desmond Howard
(10-11-98 vs. San Diego)

MOST RETURN YARDS

205 George Atkinson
(7-15-68 at Buffalo)

152 Cle Montgomery
(12-10-84 at Detroit)

MOST TOUCHDOWNS

1 Claude Gibson
(11-3-63 vs. Kansas City)
(12-22-63 vs. Houston)

1 Claude Gibson
(9-12-65 vs. Kansas City)

1 George Atkinson
(9-15-68 at Buffalo)
(10-13-68 vs. San Diego)

1 Alvin Wyatt
(9-20-70 at Cincinnati)

1 George Atkinson
(9-16-73 at Minnesota)

1 Ted Watts
(12-7-81 vs. Pittsburgh)

1 Greg Pruitt
(10-2-83 at Washington)

1 Cle Montgomery
(12-10-84 at Detroit)

1 Fulton Walker
(11-30-86 vs. Philadelphia)

1 Rick Calhoun
(10-12-87 at Denver)

1 Tim Brown
(11-24-91 at Cincinnati)

1 Tim Brown
(12-12-93 vs. Seattle)

1 Desmond Howard
(11-15-98 vs. Seattle)
(12-13-98 at Buffalo)

1 Tim Brown
(12-9-01 vs. Kansas City)

1 Phillip Buchanan
(9-29-02 vs. Tennessee)

1 Terry Kirby
(9-29-02 vs. Tennessee)

1 Phillip Buchanan
(11-9-03 vs. N.Y. Jets)

1 Johnnie Lee Higgins
(12-28-03 at San Diego)

1 Johnnie Lee Higgins
(11-16-08 at Miami)
(11-23-08 at Denver)
(12-21-08 vs. Houston)

1 Rick Calhoun
(10-12-87 at Denver)

1 Tim Brown
(11-24-91 at Cincinnati)

1 Tim Brown
(12-12-93 vs. Seattle)

1 Desmond Howard
(11-15-98 vs. Seattle)
(12-13-98 at Buffalo)

1 Tim Brown
(12-9-01 vs. Kansas City)

1 Phillip Buchanan
(9-29-02 vs. Tennessee)

1 Terry Kirby
(9-29-02 vs. Tennessee)

1 Phillip Buchanan
(11-9-03 vs. N.Y. Jets)

1 Johnnie Lee Higgins
(12-28-03 at San Diego)

1 Johnnie Lee Higgins
(11-16-08 at Miami)
(11-23-08 at Denver)
(12-21-08 vs. Houston)

1 Johnnie Lee Higgins
(11-16-08 at Miami)
(11-23-08 at Denver)
(12-21-08 vs. Houston)

BEST AVERAGE PER RETURN

(3+ RETS.)

42.3 Neal Colzie
(11-2-75 at Denver)

41.0 George Atkinson
(9-15-68 at Buffalo)

LONGEST PUNT RETURN

97 Greg Pruitt
(10-2-83 at Washington)

93 Johnnie Lee Higgins
(11-16-08 at Miami)

89 Johnnie Lee Higgins
(11-23-08 at Denver)

KICKOFF RETURNS

CAREER

MOST KICKOFF RETURNS

201 Chris Carr (2005-07)

113 Bo Roberson (1962-65)

110 Desmond Howard (1997-98)

MOST RETURN YARDS

4,841 Chris Carr (2005-07)

2,791 Bo Roberson (1962-65)

2,358 Desmond Howard (1997-98)

MOST TOUCHDOWNS

3 Jacoby Ford (2010)

2 Justin Miller (2008-09)

2 Terry Kirby (2000-02)

1 Bo Roberson (1962-65)

1 Jim Smith (1960)

1 Harold Hart (1974-75,78)

1 Ira Matthews (1979-81)

1 Arthur Whittington (1978-81)

1 Derrick Jensen (1979-86)

1 Tim Brown (1988-02)

1 Napoleon Kaufman (1995-00)

1 David Dunn (2000-01)

1 Terry Kirby (2001)

1 Terry Kirby (2002)

1 Doug Gabriel (2003)

BEST AVERAGE PER RETURN

(20+ RETS.)

28.4 Jack Larscheid (1960-61)

27.1 Clarence Davis (1971-78)

SEASON

MOST KICKOFF RETURNS

73 Chris Carr (2005)

69 Chris Carr (2006)

61 Desmond Howard (1997)

59 Chris Carr (2007)

MOST YARDS RETURNED

1,762 Chris Carr (2006)

1,752 Chris Carr (2005)

1,327 Chris Carr (2007)

1,318 Desmond Howard (1997)

MOST TOUCHDOWNS

3 Jacoby Ford (2010)

2 Justin Miller (2008)

1 Jim Smith (1960)

1 Bo Roberson (1962)

1 Harold Hart (1975)

1 Ira Matthews (1979)

1 Arthur Whittington (1980)

1 Derrick Jensen (1980)

1 Tim Brown (1988)

1 Napoleon Kaufman (1995)

1 David Dunn (2000)

1 Terry Kirby (2001)

1 Terry Kirby (2002)

1 Doug Gabriel (2003)

BEST AVERAGE PER RETURN

30.5 Harold Hart (1975)

28.4 Jack Larscheid (1960)

GAME

MOST KICKOFF RETURNS

10 Desmond Howard
(10-26-97 at Seattle)

7 Bo Roberson
(10-27-63 at San Diego)

7 Bo Roberson
(12-22-63 vs. Houston)

7 Tim Brown
(12-18-88 vs. Seattle)

7 Doug Gabriel
(10-3-04 at Houston)
(12-5-04 vs. Kansas City)

7 Chris Carr
(12-31-05 vs. N.Y. Giants)
(9-17-06 at Baltimore)
(10-8-06 at San Francisco)

7 Jacoby Ford
(11-28-10 vs. Miami)

MOST RETURN YARDS

| | |
|-----|--|
| 223 | Desmond Howard (10-26-97 at Seattle) |
| 208 | Jacoby Ford (11-28-10 vs. Miami) |
| 199 | Doug Gabriel (10-3-04 at Houston) |
| 191 | Chris Carr (11-6-05 at Kansas City) |
| 188 | Jacoby Ford (12-26-10 vs. Indianapolis) |
| 180 | Ira Matthews (10-25-79 vs. San Diego) |

MOST TOUCHDOWNS

| | |
|---|---|
| 1 | Jim Smith (10-9-60 at Dallas) |
| 1 | Bo Roberson (9-30-62 vs. San Diego) |
| 1 | Harold Hart (9-22-75 at Miami) |
| 1 | Ira Matthews (10-25-79 vs. San Diego) |
| 1 | Arthur Whittington (11-9-80 vs. Cincinnati) |
| 1 | Derrick Jensen (12-21-80 at N.Y. Giants) |
| 1 | Tim Brown (9-4-88 vs. San Diego) |
| 1 | Napoleon Kaufman (10-22-95 vs. Indianapolis) |
| 1 | David Dunn (11-26-00 vs. Atlanta) |
| 1 | Terry Kirby (11-11-01 at Seattle) |
| | (9-15-02 at Pittsburgh) |
| 1 | Doug Gabriel (12-28-03 at San Diego) |
| 1 | Justin Miller (12-4-08 at San Diego) |
| | (12-14-08 vs. New England) |
| 1 | Jacoby Ford (11-7-10 vs. Kansas City) |
| | (11-28-10 vs. Miami) |
| | (12-26-10 vs. Indianapolis) |

**BEST AVG. PER RETURN
(3+ ATTS.)**

| | |
|------|---|
| 53.0 | Harold Hart (10-25-79 vs. San Diego) |
| 45.3 | David Dunn (11-26-00 vs. Atlanta) |

LONGEST KICKOFF RETURN

| | |
|-----|--|
| 104 | Ira Matthews (10-25-79 vs. San Diego) |
| 102 | Harold Hart (9-22-75 at Miami) |
| 101 | Jacoby Ford (11-28-10 vs. Miami) |

INTERCEPTIONS**CAREER****MOST INTERCEPTIONS**

| | |
|----|--------------------------|
| 39 | Willie Brown (1967-78) |
| 39 | Lester Hayes (1977-86) |
| 34 | Terry McDaniel (1988-97) |

MOST RETURN YARDS

| | |
|-----|--------------------------|
| 636 | Jack Tatum (1971-79) |
| 624 | Terry McDaniel (1988-97) |
| 624 | Dave Grayson (1965-70) |

MOST TOUCHDOWNS

| | |
|---|----------------------------|
| 5 | Terry McDaniel (1988-97) |
| 4 | Dave Grayson (1965-70) |
| 4 | Rod Martin (1977-88) |
| 4 | Lester Hayes (1977-86) |
| 4 | Phillip Buchanon (2002-04) |
| 3 | Burgess Owens (1980-82) |

| | |
|---|--------------------------|
| 3 | Eddie Anderson (1987-97) |
| 3 | Eric Allen (1998-00) |

SEASON**MOST INTERCEPTIONS**

| | |
|----|---------------------|
| 13 | Lester Hayes (1980) |
| 10 | Tommy Morrow (1962) |
| 10 | Dave Grayson (1968) |

MOST RETURN YARDS

| | |
|-----|-----------------------|
| 273 | Lester Hayes (1980) |
| 233 | Eddie Anderson (1989) |

MOST TOUCHDOWNS

| | |
|---|-------------------------|
| 3 | Eric Allen (2000) |
| 2 | Dave Grayson (1965) |
| 2 | Gus Otto (1965) |
| 2 | Warren Powers (1967) |
| 2 | Jimmy Warren (1971) |
| 2 | Lester Hayes (1979) |
| 2 | Rod Martin (1983) |
| 2 | Eddie Anderson (1989) |
| 2 | Terry McDaniel (1994) |
| 2 | Anthony Dorsett (2001) |
| 2 | Rod Woodson (2002) |
| 2 | Phillip Buchanon (2003) |
| 2 | Thomas Howard (2007) |

GAME**MOST INTERCEPTIONS**

| | |
|---|--|
| 3 | Tommy Morrow (9-7-63 at Houston) |
| 3 | Dave Grayson (10-26-69 at San Diego) |
| 3 | Willie Brown (10-29-72 vs. L.A. Rams) |
| 3 | George Atkinson (10-6-74 at Cleveland) |
| 3 | Charles Phillips (12-8-75 vs. Denver) |
| 3 | Terry McDaniel (10-9-94 at New England) |
| 3 | Rod Woodson (9-29-02 vs. Tennessee) |

**MOST CONSECUTIVE GAMES,
INTERCEPTIONS**

| | |
|---|------------------------|
| 8 | Tommy Morrow (1962-63) |
| 6 | Lester Hayes (1980) |

MOST RETURN YARDS

| | |
|-----|--------------------------------------|
| 151 | Mike Haynes (12-2-84 at Miami) |
| 96 | Tommy Morrow (10-3-64 at Buffalo) |

MOST TOUCHDOWNS

| | |
|---|---------------|
| 1 | By 42 players |
|---|---------------|

LONGEST INTERCEPTION RETURN

| | |
|-----|---|
| 102 | Eddie Anderson (12-14-92 at Miami) |
| 100 | Chris Carr (10-29-06 vs. Pittsburgh) |
| 98 | Rod Woodson (11-11-02 at Denver) |
| 97 | Mike Haynes (12-2-84 at Miami) |
| 94 | Eric Turner (9-20-98 vs. Denver) |

PUNTING**CAREER****MOST PUNTS**

| | |
|-------|-------------------------|
| 1,049 | Ray Guy (1973-86) |
| 855 | Shane Lechler (2000-10) |
| 642 | Jeff Gossett (1988-96) |

MOST YARDS PUNTING

| | |
|------------------------------|-------------------------|
| 44,493 | Ray Guy (1973-86) |
| 40,429 | Shane Lechler (2000-10) |
| 26,745 | Jeff Gossett (1988-96) |
| BEST AVERAGE PER PUNT | |
| 47.3 | Shane Lechler (2000-10) |
| 42.9 | Leo Araguz (1996-99) |
| 42.5 | Ray Guy (1973-86) |

SEASON**MOST PUNTS**

| | |
|----|----------------------|
| 98 | Leo Araguz (1998) |
| 96 | Ray Guy (1981) |
| 96 | Shane Lechler (2003) |
| 96 | Shane Lechler (2009) |

MOST YARDS PUNTING

| | |
|-------|----------------------|
| 4,909 | Shane Lechler (2009) |
| 4,503 | Shane Lechler (2003) |
| 4,391 | Shane Lechler (2008) |
| 4,256 | Leo Araguz (1998) |
| 4,189 | Leo Araguz (1997) |

BEST AVERAGE PER PUNT

| | |
|------|----------------------|
| 51.1 | Shane Lechler (2009) |
| 49.1 | Shane Lechler (2007) |
| 48.8 | Shane Lechler (2008) |
| 47.5 | Shane Lechler (2006) |
| 47.0 | Shane Lechler (2010) |
| 46.9 | Shane Lechler (2003) |
| 46.7 | Shane Lechler (2004) |

GAME**MOST PUNTS**

| | |
|----|---|
| 16 | Leo Araguz (10-11-98 vs. San Diego) |
| 11 | Wayne Crow (9-11-60 vs. Houston) |
| 11 | Mike Mercer (9-12-63 vs. Boston) |
| 11 | Mike Eischeid (11-20-66 at Denver) |
| 11 | Ray Guy (11-18-73 vs. Cleveland) |
| 11 | Shane Lechler (11-9-08 vs. Carolina) |
| 11 | Shane Lechler (11-15-09 vs. Kansas City) |

BEST AVG. PER PUNT (3+ ATTS.)

| | |
|------|---|
| 59.0 | Shane Lechler (12-24-05 at Denver) |
| 58.7 | Shane Lechler (11-23-08 at Denver) |
| 57.6 | Ray Guy (9-6-81 at Denver) |
| 56.9 | Shane Lechler (9-20-09 at Kansas City) |
| 56.8 | Shane Lechler (12-3-06 vs. Houston) |

LONGEST PUNT

| | |
|----|--|
| 77 | Wayne Crow (10-29-61 vs. N.Y.) |
| 74 | Ray Guy (10-30-77 at Denver) |
| 73 | Shane Lechler (9-28-03 vs. San Diego) |
| 72 | Mike Eischeid (12-10-68 vs. Denver) |
| 72 | Ray Guy (12-2-73 at Houston) |

LONGEST PLAYS IN RAIDERS HISTORY

LONGEST RUNS

Raiders

| | |
|--------------------------|--------------------------------|
| Bo Jackson | 11-5-89 vs. Cincinnati |
| Bo Jackson | 11-30-87 at Seattle |
| Kenny King | 10-12-80 vs. San Diego |
| Bo Jackson | 2-16-90 vs. Cincinnati (No TD) |
| Jack Larseheid | 10-16-60 vs. Boston |

Opponents

| | |
|---------------|-------------------------------|
| Tiki Barber | 12-31-05 vs. New York Giants |
| Paul Robinson | 10-27-68 vs. Cincinnati |
| Keith Lincoln | 9-30-62 vs. San Diego |
| Jess Phillips | 11-2-69 at Cincinnati (No TD) |
| Gene Mingo | 1-5-62 at Denver |

LONGEST PASS PLAYS

Raiders

Jim Plunkett to Cliff Branch 10-2-83 at Washington
George Blanda to Warren Wells . . . 11-10-68 at Denver
Tom Flores to Dobie Craig 10-20-63 vs. New York
Marc Wilson to Marcus Allen 10-7-84 vs. Seattle (No TD)
Cotton Davidson to Dick Dorsev . . . 12-2-62 at San Diego

Opponents

Len Dawson to Gloster Richardson . 11-3-68 vs. Kansas City
 Richard Todd to Wesley Walker . . . 10-23-77 at New York
 John Elway to Vance Johnson 9-26-88 at Denver
 Jake Plummer to Rod Smith 11-28-04 at Denver
 Jim Harbaugh to Dennis Gentry 9-30-90 vs. Chicago

LONGEST FIELD GOALS

Raiders

| | |
|----------------------|---------------------------|
| Sebastian Janikowski | 12-27-09 at Cleveland |
| Sebastian Janikowski | 12-26-10 vs. Indianapolis |
| Sebastian Janikowski | 10-19-08 vs. N.Y. Jets |
| Sebastian Janikowski | 9-14-08 at Kansas City |
| Sebastian Janikowski | 11-12-06 vs. Denver |
| Sebastian Janikowski | 11-2-03 at Detroit |
| Sebastian Janikowski | 10-29-00 at San Diego |
| Jeff Jaeger | 10-4-92 vs. N.Y. Giants |
| George Fleming | 10-1-61 vs. Denver |
| Sebastian Janikowski | 10-28-07 at Tennessee |
| Sebastian Janikowski | 11-18-07 at Minnesota |
| Sebastian Janikowski | 11-25-07 at Kansas City |
| Sebastian Janikowski | 9-20-09 at Kansas City |
| Sebastian Janikowski | 12-13-09 vs. Washington |
| Sebastian Janikowski | 12-20-09 at Denver |
| Sebastian Janikowski | 9-26-10 at Arizona |
| Jeff Jaeger | 9-19-93 vs. Cleveland |
| Jeff Jaeger | 10-18-93 at Denver |
| Jeff Jaeger | 10-18-92 at Seattle |
| Jeff Jaeger | 12-1-91 at San Diego |
| Cole Ford | 10-26-97 at Seattle |
| Sebastian Janikowski | 12-30-07 vs. San Diego |
| George Blanda | 11-8-70 vs. Cleveland |
| Chris Bahr | 11-20-86 at San Diego |
| Joe Nedney | 12-26-99 at San Diego |
| Sebastian Janikowski | 11-11-01 at Seattle |
| Sebastian Janikowski | 12-5-04 vs. Kansas City |
| Sebastian Janikowski | 11-11-07 vs. Chicago |
| Sebastian Janikowski | 11-18-07 at Minnesota |
| Sebastian Janikowski | 11-22-09 vs. Cincinnati |
| Jeff Jaeger | 11-20-94 vs. New Orleans |
| Jeff Jaeger | 11-22-92 vs. Denver |
| Jeff Jaeger | 11-17-91 vs. Seattle |
| Chris Bahr | 10-18-81 vs. Tampa Bay |
| Chris Bahr | 10-25-81 vs. Kansas City |
| Chris Bahr | 11-1-81 vs. New England |
| Chris Bahr | 12-23-85 at L.A. Rams |
| Sebastian Janikowski | 11-24-02 at Arizona |
| Sebastian Janikowski | 12-8-02 at San Diego |
| Sebastian Janikowski | 12-26-10 vs. Indianapolis |

Opponents

| | |
|--------------------------|-------------------------|
| Nick Lowery | 9-12-85 at Kansas City |
| Michael Husted | 12-19-93 vs. Tampa Bay |
| George Blanda | 12-9-62 at Houston |
| Nick Lowery | 11-6-83 at Kansas City |
| Jim Turner | 11-2-75 at Denver |
| Norm Johnson | 12-8-86 at Seattle |
| John Kasay | 9-12-93 at Seattle |
| Jason Elam | 11-22-99 at Denver (OT) |
| John Hall | 1-6-02 vs. N.Y. Jets |
| Kris Brown | 12-21-08 vs. Houston |

LONGEST PUNTS

Raiders

77 yards
74 yards
73 yards
72 yards
72 yards

Wayne Crow 10-29-61 vs. New York
Ray Guy 10-30-77 at Denver
Shane Lechler 9-28-03 vs. San Diego
Mike Eischeid 12-10-68 vs. Denver
Ray Guy 12-2-73 at Houston

Opponents

75 yards
75 yards
74 yards
74 yards
74 yards
73 yards

John James 11-30-75 vs. Atlanta
Rich Camarillo 11-1-81 vs. New England
Craig Colquitt 12-7-81 vs. Pittsburgh
Ralf Mojsiejenko 10-29-89 vs. Washington
Matt Turk 2-17-06 vs. St. Louis
Dustin Colquitt 9-14-08 at Kansas City

LONGEST INTERCEPTION RETURNS

Raiders

102 yards
100 yards
98 yards
97 yards
94 yards
91 yards

Eddie Anderson 12-14-92 at Miami
Chris Carr 10-29-06 vs. Pittsburgh
Rod Woodson 11-11-02 at Denver
Mike Haynes 12-2-84 at Miami
Eric Turner 9-20-98 vs. Denver
Fred Williamson 9-30-62 vs. San Diego

Opponents

102 yards
100 yards
87 yards
84 yards
83 yards

Donald Frank 10-31-93 vs. San Diego
Tim Collier 12-18-77 vs. Kansas City
Rolland Lawrence 11-30-75 vs. Atlanta
Sabby Piscitelli 12-28-08 at Tampa Bay (No TD)
Lloyd Burruss 10-28-91 at Kansas City

LONGEST PUNT RETURNS

Raiders

97 yards
93 yards
89 yards
88 yards
86 yards
85 yards
82 yards

Greg Pruitt 10-2-83 at Washington
Johnnie Lee Higgins 11-16-08 at Miami
Johnnie Lee Higgins 11-23-08 at Denver
Tim Brown 12-9-01 vs. Kansas City
George Atkinson 9-15-68 at Buffalo
Claude Gibson 11-3-63 vs. Kansas City
George Atkinson 10-13-68 vs. San Diego

Opponents

90 yards
90 yards
88 yards
84 yards
76 yards
76 yards

T.J. Rushing 12-16-07 vs. Indianapolis
Darrien Gordon 9-25-94 vs. San Diego
J.T. Smith 9-23-79 at Kansas City
Tamarick Vanover 1-2-00 at Kansas City
Gregg Garrity 11-30-86 vs. Philadelphia
Dave Meggett 12-24-89 at NY Giants

LONGEST KICKOFF RETURNS

Raiders

104 yards
102 yards
101 yards
99 yards
98 yards
97 yards
96 yards

Ira Matthews 10-25-79 vs. San Diego
Harold Hart 9-22-75 at Miami
Jacoby Ford 11-28-10 vs. Miami
Jacoby Ford 12-26-10 vs. Indianapolis
Jim Smith 10-9-60 at Dallas
Tim Brown 9-4-88 vs. San Diego
Terry Kirby 9-15-02 at Pittsburgh

Opponents

102 yards
101 yards
99 yards
99 yards
99 yards
95 yards
95 yards
95 yards

LaRod Stephens-Howling 9-26-10 at Arizona
Leon Burton 10-28-60 at New York
Eddie Payton 9-14-81 at Minnesota
Joe Howard 10-29-89 vs. Washington
Josh Cribbs 9-23-07 vs. Cleveland
Joe Auer 9-2-66 at Miami
Ellis Hobbs 12-14-08 vs. New England
Jacoby Jones 10-4-09 at Houston

LONGEST FUMBLE RETURNS

Raiders

104 yards
96 yards
77 yards
75 yards
75 yards

Jack Tatum 9-24-72 at Green Bay
Charles Phillips 10-8-78 vs. Houston
Rod Martin 11-18-84 vs. Kansas City
Fred Williamson 10-29-61 vs. New York (No TD)
Archie Reese 9-19-82 at Atlanta

Opponents

91 yards
81 yards
80 yards
80 yards

Gary Spani 10-25-81 vs. Kansas City
Andre Waters 11-30-86 vs. Philadelphia (No TD)
Bill Thompson 10-22-73 at Denver
James Hasty 9-8-96 at Kansas City

RAIDERS LEADERS BY YEARS

Due to a players strike, the 1982 regular season was reduced to nine games and the 1987 regular season was reduced to 15 games. Team record in **bold**.

PASSING

| | | Atts. | Comp. | Yds. | Pct. | TD | Int. |
|------|------------------|------------|------------|-------------|-------------|-----------|-----------|
| 1960 | Tom Flores | 252 | 136 | 1738 | 54.0 | 12 | 12 |
| 1961 | Tom Flores | 366 | 190 | 2176 | 51.9 | 15 | 19 |
| 1962 | Cotton Davidson | 321 | 119 | 1977 | 37.0 | 7 | 23 |
| 1963 | Tom Flores | 247 | 113 | 2101 | 45.7 | 20 | 13 |
| 1964 | Cotton Davidson | 320 | 155 | 2497 | 48.4 | 21 | 19 |
| 1965 | Tom Flores | 269 | 122 | 1593 | 45.3 | 14 | 11 |
| 1966 | Tom Flores | 306 | 151 | 2638 | 49.4 | 24 | 14 |
| 1967 | Daryle Lamonica | 425 | 220 | 3228 | 51.8 | 30 | 23 |
| 1968 | Daryle Lamonica | 416 | 206 | 3245 | 49.5 | 25 | 15 |
| 1969 | Daryle Lamonica | 426 | 221 | 3302 | 51.9 | 34 | 25 |
| 1970 | Daryle Lamonica | 356 | 179 | 2516 | 50.3 | 22 | 15 |
| 1971 | Daryle Lamonica | 242 | 118 | 1717 | 48.8 | 16 | 16 |
| 1972 | Daryle Lamonica | 281 | 149 | 1998 | 53.0 | 18 | 12 |
| 1973 | Ken Stabler | 260 | 163 | 1997 | 62.7 | 14 | 10 |
| 1974 | Ken Stabler | 310 | 178 | 2469 | 57.4 | 26 | 12 |
| 1975 | Ken Stabler | 293 | 171 | 2296 | 58.4 | 16 | 24 |
| 1976 | Ken Stabler | 291 | 194 | 2737 | 66.7 | 27 | 17 |
| 1977 | Ken Stabler | 294 | 169 | 2176 | 57.5 | 20 | 20 |
| 1978 | Ken Stabler | 406 | 237 | 2944 | 58.4 | 16 | 30 |
| 1979 | Ken Stabler | 498 | 304 | 3615 | 61.0 | 26 | 22 |
| 1980 | Jim Plunkett | 320 | 165 | 2299 | 51.6 | 18 | 16 |
| 1981 | Marc Wilson | 366 | 173 | 2311 | 47.3 | 14 | 19 |
| 1982 | Jim Plunkett | 261 | 152 | 2035 | 58.2 | 14 | 15 |
| 1983 | Jim Plunkett | 379 | 230 | 2935 | 60.7 | 20 | 18 |
| 1984 | Marc Wilson | 282 | 153 | 2151 | 54.3 | 15 | 17 |
| 1985 | Marc Wilson | 388 | 193 | 2608 | 49.7 | 16 | 21 |
| 1986 | Jim Plunkett | 252 | 133 | 1986 | 52.8 | 14 | 9 |
| 1987 | Marc Wilson | 266 | 152 | 2070 | 57.1 | 12 | 8 |
| 1988 | Jay Schroeder | 256 | 113 | 1839 | 44.1 | 13 | 13 |
| 1989 | Steve Beuerlein | 217 | 108 | 1677 | 49.8 | 13 | 9 |
| 1990 | Jay Schroeder | 334 | 182 | 2849 | 54.5 | 19 | 9 |
| 1991 | Jay Schroeder | 357 | 189 | 2562 | 52.9 | 15 | 16 |
| 1992 | Jay Schroeder | 253 | 123 | 1476 | 48.6 | 11 | 11 |
| 1993 | Jeff Hostetler | 419 | 236 | 3242 | 56.2 | 14 | 10 |
| 1994 | Jeff Hostetler | 454 | 263 | 3334 | 57.9 | 20 | 16 |
| 1995 | Jeff Hostetler | 286 | 172 | 1998 | 60.1 | 12 | 9 |
| 1996 | Jeff Hostetler | 402 | 242 | 2548 | 60.2 | 23 | 14 |
| 1997 | Jeff George | 521 | 290 | 3917 | 55.7 | 29 | 9 |
| 1998 | Donald Hollas | 260 | 135 | 1754 | 51.9 | 10 | 16 |
| 1999 | Rich Gannon | 515 | 304 | 3840 | 59.0 | 24 | 14 |
| 2000 | Rich Gannon | 473 | 284 | 3430 | 60.0 | 28 | 11 |
| 2001 | Rich Gannon | 548 | 361 | 3828 | 65.8 | 27 | 9 |
| 2002 | Rich Gannon | 618 | 418 | 4689 | 67.6 | 26 | 10 |
| 2003 | Rich Gannon | 225 | 125 | 1274 | 55.6 | 6 | 4 |
| 2004 | Kerry Collins | 513 | 289 | 3495 | 56.3 | 21 | 20 |
| 2005 | Kerry Collins | 565 | 302 | 3759 | 53.5 | 20 | 12 |
| 2006 | Andrew Walter | 276 | 147 | 1677 | 53.3 | 3 | 13 |
| 2007 | Josh McCown | 190 | 111 | 1151 | 58.4 | 10 | 11 |
| 2008 | JaMarcus Russell | 368 | 198 | 2423 | 53.8 | 13 | 8 |
| 2009 | JaMarcus Russell | 246 | 120 | 1287 | 48.8 | 3 | 11 |
| 2010 | Jason Campbell | 329 | 194 | 2387 | 59.0 | 13 | 8 |

RUSHING

| | | No. | Yds. | Avg. | TD | LR |
|------|---------------|-----|------|------|----|----|
| 1960 | Tony Teresa | 139 | 608 | 4.4 | 6 | 83 |
| 1961 | Wayne Crow | 119 | 490 | 4.1 | 2 | 62 |
| 1962 | Clem Daniels | 161 | 766 | 4.7 | 7 | 72 |
| 1963 | Clem Daniels | 215 | 1099 | 5.1 | 3 | 74 |
| 1964 | Clem Daniels | 173 | 824 | 4.7 | 2 | 42 |
| 1965 | Clem Daniels | 219 | 953 | 4.0 | 5 | 57 |
| 1966 | Clem Daniels | 204 | 801 | 3.9 | 7 | 64 |
| 1967 | Clem Daniels | 130 | 575 | 4.4 | 4 | 52 |
| 1968 | Hewritt Dixon | 206 | 865 | 4.2 | 2 | 28 |
| 1969 | Charlie Smith | 177 | 600 | 3.4 | 2 | 23 |
| 1970 | Hewritt Dixon | 197 | 861 | 4.4 | 1 | 39 |
| 1971 | Marv Hubbard | 181 | 867 | 4.8 | 5 | 20 |
| 1972 | Marv Hubbard | 219 | 1100 | 5.0 | 4 | 39 |
| 1973 | Marv Hubbard | 193 | 903 | 4.7 | 6 | 50 |

| | | | | | | |
|------|------------------|------------|-------------|------------|-----------|-----------|
| 1974 | Marv Hubbard | 188 | 865 | 4.6 | 4 | 32 |
| 1975 | Pete Banaszak | 187 | 672 | 3.6 | 16 | 27 |
| 1976 | Mark van Eeghen | 233 | 1012 | 4.3 | 3 | 21 |
| 1977 | Mark van Eeghen | 324 | 1273 | 3.9 | 7 | 27 |
| 1978 | Mark van Eeghen | 270 | 1080 | 4.0 | 9 | 34 |
| 1979 | Mark van Eeghen | 223 | 818 | 3.7 | 7 | 19 |
| 1980 | Mark van Eeghen | 222 | 838 | 3.8 | 5 | 34 |
| 1981 | Kenny King | 170 | 828 | 4.9 | 0 | 60 |
| 1982 | Marcus Allen | 160 | 697 | 4.4 | 11 | 53 |
| 1983 | Marcus Allen | 266 | 1014 | 3.8 | 9 | 19 |
| 1984 | Marcus Allen | 275 | 1168 | 4.2 | 13 | 52 |
| 1985 | Marcus Allen | 380 | 1759 | 4.6 | 11 | 61 |
| 1986 | Marcus Allen | 208 | 759 | 3.6 | 5 | 28 |
| 1987 | Marcus Allen | 200 | 754 | 3.8 | 5 | 44 |
| 1988 | Marcus Allen | 223 | 831 | 3.7 | 7 | 32 |
| 1989 | Bo Jackson | 173 | 950 | 5.5 | 4 | 92 |
| 1990 | Bo Jackson | 125 | 698 | 5.6 | 5 | 88 |
| 1991 | Roger Craig | 162 | 590 | 3.6 | 1 | 15 |
| 1992 | Eric Dickerson | 187 | 729 | 3.9 | 2 | 40 |
| 1993 | Greg Robinson | 156 | 591 | 3.8 | 1 | 16 |
| 1994 | Harvey Williams | 282 | 983 | 3.5 | 4 | 28 |
| 1995 | Harvey Williams | 255 | 1114 | 4.4 | 9 | 60 |
| 1996 | Napoleon Kaufman | 150 | 874 | 5.8 | 1 | 77 |
| 1997 | Napoleon Kaufman | 272 | 1294 | 4.8 | 6 | 83 |
| 1998 | Napoleon Kaufman | 217 | 921 | 4.2 | 2 | 80 |
| 1999 | Tyrone Wheatley | 242 | 936 | 3.9 | 8 | 30 |
| 2000 | Tyrone Wheatley | 232 | 1046 | 4.5 | 9 | 80 |
| 2001 | Charlie Garner | 211 | 839 | 4.0 | 1 | 38 |
| 2002 | Charlie Garner | 182 | 962 | 5.3 | 7 | 36 |
| 2003 | Tyrone Wheatley | 159 | 678 | 4.3 | 4 | 41 |
| 2004 | Amos Zereoue | 112 | 425 | 3.8 | 3 | 55 |
| 2005 | LaMont Jordan | 272 | 1025 | 3.8 | 9 | 26 |
| 2006 | Justin Fargas | 178 | 659 | 3.7 | 1 | 48 |
| 2007 | Justin Fargas | 222 | 1009 | 4.5 | 4 | 48 |
| 2008 | Justin Fargas | 218 | 853 | 3.9 | 1 | 42 |
| 2009 | Michael Bush | 123 | 589 | 4.8 | 3 | 60 |
| 2010 | Darren McFadden | 223 | 1157 | 5.2 | 7 | 57 |

RECEIVING

| | | No. | Yds. | Avg. | TD | LR |
|------|------------------|------------|-------------|-------------|-----------|-----------|
| 1960 | Billy Lott | 49 | 524 | 10.7 | 1 | 28 |
| 1961 | Doug Asad | 36 | 501 | 13.0 | 2 | 51 |
| 1962 | Max Boydston | 30 | 374 | 12.4 | 0 | 58 |
| 1963 | Art Powell | 73 | 1304 | 17.8 | 16 | 85 |
| 1964 | Art Powell | 76 | 1361 | 17.9 | 11 | 77 |
| 1965 | Art Powell | 52 | 800 | 15.4 | 12 | 66 |
| 1966 | Art Powell | 53 | 1026 | 19.4 | 11 | 46 |
| 1967 | Hewritt Dixon | 59 | 563 | 9.5 | 2 | 48 |
| 1968 | Fred Biletnikoff | 61 | 1037 | 17.0 | 6 | 82 |
| 1969 | Fred Biletnikoff | 54 | 837 | 15.3 | 12 | 53 |
| 1970 | Fred Biletnikoff | 45 | 768 | 17.1 | 7 | 51 |
| 1971 | Fred Biletnikoff | 61 | 929 | 15.2 | 9 | 49 |
| 1972 | Fred Biletnikoff | 58 | 802 | 13.8 | 7 | 39 |
| 1973 | Fred Biletnikoff | 48 | 660 | 13.8 | 4 | 32 |
| 1974 | Cliff Branch | 60 | 1092 | 18.2 | 13 | 67 |
| 1975 | Cliff Branch | 51 | 893 | 17.5 | 9 | 53 |
| 1976 | Dave Casper | 53 | 691 | 13.0 | 10 | 30 |
| 1977 | Dave Casper | 48 | 584 | 12.2 | 6 | 27 |
| 1978 | Dave Casper | 62 | 852 | 13.7 | 9 | 44 |
| 1979 | Cliff Branch | 59 | 844 | 14.3 | 6 | 66 |
| 1980 | Bob Chandler | 49 | 786 | 16.0 | 10 | 56 |
| 1981 | Derrick Ramsey | 52 | 674 | 13.0 | 4 | 66 |
| 1982 | Todd Christensen | 42 | 510 | 12.1 | 4 | 50 |
| 1983 | Todd Christensen | 92 | 1247 | 13.6 | 12 | 45 |
| 1984 | Todd Christensen | 80 | 1007 | 12.6 | 7 | 38 |
| 1985 | Todd Christensen | 82 | 987 | 12.0 | 6 | 48 |
| 1986 | Todd Christensen | 95 | 1153 | 12.1 | 8 | 35 |
| 1987 | Marcus Allen | 51 | 410 | 8.0 | 0 | 39 |
| 1988 | Tim Brown | 43 | 725 | 16.9 | 5 | 65 |
| 1989 | Mervyn Fernandez | 57 | 1069 | 18.8 | 9 | 75 |
| 1990 | Mervyn Fernandez | 52 | 839 | 16.1 | 5 | 66 |
| 1991 | Ethan Horton | 53 | 650 | 12.3 | 5 | 52 |
| 1992 | Tim Brown | 49 | 693 | 14.1 | 7 | 68 |
| 1993 | Tim Brown | 80 | 1180 | 14.8 | 7 | 71 |
| 1994 | Tim Brown | 89 | 1309 | 14.7 | 9 | 77 |
| 1995 | Tim Brown | 89 | 1342 | 15.1 | 10 | 80 |

| | | | | | | |
|------|--------------|------------|-------------|------|----|----|
| 1996 | Tim Brown | 90 | 1104 | 12.3 | 9 | 42 |
| 1997 | Tim Brown | 104 | 1408 | 13.5 | 5 | 59 |
| 1998 | Tim Brown | 90 | 1344 | 14.9 | 6 | 47 |
| 2000 | Tim Brown | 76 | 1128 | 14.8 | 11 | 45 |
| 2001 | Tim Brown | 91 | 1165 | 12.8 | 9 | 46 |
| 2002 | Jerry Rice | 92 | 1211 | 13.2 | 7 | 75 |
| 2003 | Jerry Rice | 63 | 869 | 13.8 | 2 | 47 |
| 2004 | Jerry Porter | 64 | 998 | 15.6 | 9 | 52 |
| 2005 | Jerry Porter | 76 | 942 | 12.4 | 5 | 49 |
| 2006 | Ronald Curry | 62 | 727 | 11.7 | 1 | 39 |
| 2007 | Ronald Curry | 55 | 717 | 13.0 | 4 | 49 |
| 2008 | Zach Miller | 56 | 778 | 13.9 | 1 | 63 |
| 2009 | Zach Miller | 66 | 805 | 12.2 | 3 | 86 |
| 2010 | Zach Miller | 60 | 685 | 11.4 | 5 | 43 |

SCORING

| | | TD | PAT | FG | Total |
|------|----------------------|-----------|------------|-----------|--------------|
| 1960 | Tony Teresa | 10 | 0 | 0 | 60 |
| 1961 | George Fleming | 1 | 24 | 11 | 63 |
| 1962 | Clem Daniels | 8 | 0 | 0 | 48 |
| 1963 | Art Powell | 16 | 0 | 0 | 96 |
| 1964 | Mike Mercer | 0 | 34 | 15 | 79 |
| 1965 | Clem Daniels | 12 | 0 | 0 | 72 |
| | Art Powell | 12 | 0 | 0 | 72 |
| 1966 | Mike Eischeid | 0 | 37 | 11 | 70 |
| 1967 | George Blanda | 0 | 56 | 20 | 116 |
| 1968 | George Blanda | 0 | 54 | 21 | 117 |
| 1969 | George Blanda | 0 | 45 | 20 | 105 |
| 1970 | George Blanda | 0 | 36 | 16 | 84 |
| 1971 | George Blanda | 0 | 41 | 15 | 86 |
| 1972 | George Blanda | 0 | 44 | 17 | 95 |
| 1973 | George Blanda | 0 | 31 | 23 | 100 |
| 1974 | Cliff Branch | 13 | 0 | 0 | 78 |
| 1975 | Pete Banaszak | 16 | 0 | 0 | 96 |
| 1976 | Cliff Branch | 12 | 0 | 0 | 72 |
| 1977 | Errol Mann | 0 | 39 | 20 | 99 |
| 1978 | Errol Mann | 0 | 33 | 12 | 66 |
| 1979 | Jim Breech | 0 | 41 | 18 | 95 |
| 1980 | Chris Bahr | 0 | 41 | 19 | 98 |
| 1981 | Chris Bahr | 0 | 27 | 14 | 69 |
| 1982 | Marcus Allen | 14 | 0 | 0 | 84 |
| 1983 | Chris Bahr | 0 | 51 | 21 | 114 |
| 1984 | Marcus Allen | 18 | 0 | 0 | 108 |
| 1985 | Chris Bahr | 0 | 40 | 20 | 100 |
| 1986 | Chris Bahr | 0 | 36 | 21 | 99 |
| 1987 | Chris Bahr | 0 | 27 | 19 | 84 |
| 1988 | Chris Bahr | 0 | 37 | 18 | 91 |
| 1989 | Jeff Jaeger | 0 | 34 | 23 | 103 |
| 1990 | Jeff Jaeger | 0 | 40 | 15 | 85 |
| 1991 | Jeff Jaeger | 0 | 29 | 29 | 116 |
| 1992 | Jeff Jaeger | 0 | 28 | 15 | 73 |
| 1993 | Jeff Jaeger | 0 | 27 | 35 | 132 |
| 1994 | Jeff Jaeger | 0 | 31 | 22 | 97 |
| 1995 | Jeff Jaeger | 0 | 22 | 18 | 61 |
| 1996 | Cole Ford | 0 | 36 | 24 | 108 |
| 1997 | Cole Ford | 0 | 33 | 13 | 72 |
| | James Jett | 12 | 0 | 0 | 72 |
| 1998 | Greg Davis | 0 | 31 | 17 | 82 |
| 1999 | Michael Husted | 0 | 30 | 20 | 90 |
| 2000 | Sebastian Janikowski | 0 | 46 | 22 | 112 |
| 2001 | Sebastian Janikowski | 0 | 42 | 23 | 111 |
| 2002 | Sebastian Janikowski | 0 | 50 | 26 | 128 |
| 2003 | Sebastian Janikowski | 0 | 28 | 22 | 94 |
| 2004 | Sebastian Janikowski | 0 | 31 | 25 | 106 |
| 2005 | Sebastian Janikowski | 0 | 30 | 20 | 90 |
| 2006 | Sebastian Janikowski | 0 | 16 | 18 | 70 |
| 2007 | Sebastian Janikowski | 0 | 28 | 23 | 97 |
| 2008 | Sebastian Janikowski | 0 | 25 | 24 | 97 |
| 2009 | Sebastian Janikowski | 0 | 17 | 26 | 95 |
| 2010 | Sebastian Janikowski | 0 | 43 | 33 | 142 |

INTERCEPTIONS

| | | No. | Yds. | Avg. | TD | LR |
|------|---------------|------------|-------------|-------------|-----------|-----------|
| 1960 | Eddie Macon | 9 | 105 | 11.7 | 1 | 42 |
| 1961 | Joe Cannavino | 5 | 14 | 2.8 | 0 | 9 |
| 1962 | Tom Morrow | 10 | 141 | 14.1 | 0 | 36 |
| 1963 | Tom Morrow | 9 | 104 | 11.5 | 0 | 35 |

| | | | | | | |
|------|-------------------|----|-----|------|---|----|
| 1964 | Fred Williamson | 6 | 40 | 6.7 | 0 | 28 |
| 1965 | Warren Powers | 5 | 56 | 11.2 | 0 | 12 |
| 1966 | Warren Powers | 5 | 88 | 17.6 | 0 | 35 |
| 1967 | Willie Brown | 7 | 33 | 4.7 | 0 | 25 |
| 1968 | Dave Grayson | 10 | 195 | 19.5 | 1 | 54 |
| 1969 | Dave Grayson | 8 | 132 | 16.5 | 1 | 76 |
| 1970 | Kent McCloughan | 5 | 5 | 1.0 | 0 | 5 |
| 1971 | Nemiah Wilson | 5 | 70 | 14.0 | 0 | 22 |
| 1972 | Jack Tatum | 4 | 91 | 22.8 | 0 | 56 |
| 1973 | George Atkinson | 3 | 48 | 16.0 | 0 | 36 |
| 1974 | Alonzo Thomas | 6 | 70 | 11.7 | 1 | 34 |
| 1975 | Alonzo Thomas | 6 | 86 | 14.3 | 0 | 48 |
| 1976 | Monte Johnson | 4 | 40 | 10.0 | 0 | 22 |
| 1977 | Jack Tatum | 6 | 146 | 24.3 | 0 | 41 |
| 1978 | Charles Phillips | 6 | 121 | 20.2 | 1 | 42 |
| 1979 | Lester Hayes | 7 | 100 | 14.3 | 2 | 52 |
| 1980 | Lester Hayes | 13 | 273 | 21.0 | 1 | 62 |
| 1981 | Odis McKinney | 3 | 38 | 12.7 | 0 | 34 |
| 1982 | Burgess Owens | 4 | 56 | 14.0 | 0 | 35 |
| 1983 | Vann McElroy | 8 | 68 | 8.5 | 0 | 28 |
| 1984 | Mike Haynes | 6 | 220 | 36.7 | 1 | 97 |
| 1985 | Lester Hayes | 4 | 27 | 6.8 | 1 | 27 |
| 1986 | Vann McElroy | 7 | 105 | 15.0 | 0 | 28 |
| 1987 | Vann McElroy | 4 | 41 | 10.3 | 1 | 35 |
| 1988 | Mike Haynes | 3 | 30 | 10.0 | 0 | 30 |
| | Vann McElroy | 3 | 17 | 5.7 | 0 | 13 |
| 1989 | Eddie Anderson | 5 | 233 | 46.6 | 2 | 87 |
| 1990 | Eddie Anderson | 3 | 19 | 16.3 | 0 | 15 |
| | Terry McDaniel | 3 | 20 | 6.7 | 0 | 15 |
| | Mike Harden | 3 | 19 | 6.3 | 0 | 15 |
| 1991 | Ronnie Lott | 8 | 52 | 6.5 | 0 | 27 |
| 1992 | Terry McDaniel | 4 | 180 | 45.0 | 0 | 67 |
| 1993 | Terry McDaniel | 5 | 87 | 17.4 | 1 | 36 |
| 1994 | Terry McDaniel | 7 | 103 | 14.7 | 2 | 35 |
| 1995 | Terry McDaniel | 6 | 46 | 7.7 | 1 | 42 |
| 1996 | Terry McDaniel | 5 | 150 | 30.0 | 1 | 56 |
| 1997 | Eric Turner | 2 | 45 | 22.5 | 0 | 29 |
| | Lionel Washington | 2 | 44 | 22.0 | 0 | 44 |
| | James Trapp | 2 | 24 | 12.5 | 0 | 25 |
| | Lorenzo Lynch | 2 | 6 | 3.0 | 0 | 6 |
| 1998 | Charles Woodson | 5 | 118 | 23.6 | 1 | 46 |
| | Eric Allen | 5 | 59 | 11.8 | 0 | 22 |
| 1999 | Darrien Gordon | 3 | 44 | 14.7 | 0 | 28 |
| | Eric Turner | 3 | 43 | 14.3 | 0 | 24 |
| | Eric Allen | 3 | 33 | 11.0 | 0 | 31 |
| 2000 | Eric Allen | 6 | 145 | 24.2 | 3 | 50 |
| | William Thomas | 6 | 68 | 11.3 | 1 | 46 |
| 2001 | Tory James | 5 | 72 | 14.4 | 0 | 23 |
| 2002 | Rod Woodson | 8 | 225 | 28.1 | 2 | 98 |
| 2003 | Phillip Buchanon | 6 | 176 | 29.3 | 2 | 83 |
| 2004 | Phillip Buchanon | 3 | 69 | 23.0 | 1 | 37 |
| 2005 | Stuart Schweigert | 2 | 35 | 17.5 | 0 | 33 |
| 2006 | Nnamdi Asomugha | 8 | 59 | 7.4 | 1 | 24 |
| 2007 | Thomas Howard | 6 | 172 | 28.7 | 2 | 66 |
| 2008 | Chris Johnson | 3 | 68 | 22.7 | 0 | 44 |
| | DeAngelo Hall | 3 | 31 | 10.3 | 0 | 21 |
| | Rashad Baker | 3 | 8 | 2.7 | 0 | 8 |
| 2009 | Chris Johnson | 3 | 20 | 6.7 | 0 | 20 |
| | Michael Huff | 3 | 15 | 5.0 | 0 | 10 |
| 2010 | Michael Huff | 3 | 32 | 10.7 | 0 | 17 |

PUNT RETURNS

| | | No. | Yds. | Avg. | TD | LR |
|------|-----------------|-----|------|------|----|----|
| 1960 | Jack Larscheid | 12 | 106 | 8.8 | 0 | 41 |
| 1961 | Charles Fuller | 4 | 52 | 13.0 | 0 | 25 |
| 1962 | Bob Garner | 20 | 162 | 8.1 | 0 | 25 |
| 1963 | Claude Gibson | 26 | 307 | 11.8 | 2 | 85 |
| 1964 | Claude Gibson | 29 | 419 | 14.4 | 0 | 58 |
| 1965 | Claude Gibson | 31 | 357 | 11.8 | 1 | 58 |
| 1966 | Rodger Bird | 37 | 323 | 8.7 | 0 | 42 |
| 1967 | Rodger Bird | 46 | 612 | 13.3 | 0 | 78 |
| 1968 | George Atkinson | 36 | 490 | 13.6 | 2 | 86 |
| 1969 | George Atkinson | 25 | 153 | 6.1 | 0 | 30 |
| 1970 | Alvin Wyatt | 25 | 231 | 9.2 | 1 | 63 |
| 1971 | George Atkinson | 20 | 159 | 8.0 | 0 | 34 |
| 1972 | George Atkinson | 10 | 33 | 3.3 | 0 | 8 |

| | | | | | | |
|------|---------------------|----|-----|------|---|----|
| 1973 | George Atkinson | 41 | 336 | 8.2 | 1 | 63 |
| 1974 | Ron Smith | 41 | 486 | 11.9 | 0 | 55 |
| 1975 | Neal Colzie | 48 | 655 | 13.6 | 0 | 64 |
| 1976 | Neal Colzie | 41 | 448 | 10.9 | 0 | 32 |
| 1977 | Neal Colzie | 32 | 334 | 10.4 | 0 | 23 |
| 1978 | Neal Colzie | 47 | 310 | 6.6 | 0 | 24 |
| 1979 | Ira Matthews | 32 | 165 | 5.2 | 0 | 20 |
| 1980 | Ira Matthews | 48 | 421 | 8.8 | 0 | 34 |
| 1981 | Ted Watts | 35 | 284 | 8.1 | 1 | 52 |
| 1982 | Greg Pruitt | 26 | 209 | 8.0 | 0 | 25 |
| 1983 | Greg Pruitt | 58 | 668 | 11.5 | 1 | 97 |
| 1984 | Greg Pruitt | 53 | 473 | 8.9 | 0 | 38 |
| 1985 | Fulton Walker | 62 | 692 | 11.2 | 0 | 32 |
| 1986 | Fulton Walker | 49 | 440 | 9.0 | 1 | 70 |
| 1987 | Chris Woods | 26 | 189 | 7.3 | 0 | 34 |
| 1988 | Tim Brown | 49 | 444 | 9.1 | 0 | 36 |
| 1989 | Stefon Adams | 19 | 156 | 8.2 | 0 | 15 |
| 1990 | Tim Brown | 34 | 295 | 8.7 | 0 | 39 |
| 1991 | Tim Brown | 29 | 330 | 11.4 | 1 | 75 |
| 1992 | Tim Brown | 37 | 383 | 10.4 | 0 | 40 |
| 1993 | Tim Brown | 40 | 465 | 11.6 | 1 | 74 |
| 1994 | Tim Brown | 40 | 487 | 12.2 | 0 | 48 |
| 1995 | Tim Brown | 36 | 364 | 10.1 | 0 | 38 |
| 1996 | Tim Brown | 32 | 272 | 8.5 | 0 | 36 |
| 1997 | Desmond Howard | 27 | 210 | 7.8 | 0 | 31 |
| 1998 | Desmond Howard | 45 | 541 | 12.0 | 2 | 75 |
| 1999 | Darrien Gordon | 42 | 397 | 9.5 | 0 | 78 |
| 2000 | Darrien Gordon | 29 | 258 | 8.9 | 0 | 36 |
| 2001 | David Dunn | 19 | 169 | 8.9 | 0 | 23 |
| 2002 | Phillip Buchanan | 15 | 178 | 14.0 | 1 | 83 |
| 2003 | Phillip Buchanan | 36 | 491 | 13.6 | 2 | 80 |
| 2004 | Phillip Buchanan | 21 | 121 | 5.8 | 0 | 18 |
| 2005 | Chris Carr | 34 | 186 | 5.5 | 0 | 34 |
| 2006 | Chris Carr | 35 | 216 | 6.2 | 0 | 35 |
| 2007 | Johnnie Lee Higgins | 15 | 103 | 5.2 | 0 | 54 |
| 2008 | Johnnie Lee Higgins | 44 | 570 | 13.0 | 3 | 93 |
| 2009 | Johnnie Lee Higgins | 34 | 177 | 5.2 | 0 | 19 |
| 2010 | Nick Miller | 35 | 257 | 7.3 | 0 | 46 |

KICKOFF RETURNS

| | | No. | Yds. | Avg. | TD | LR |
|------|--------------------|-----|------|------|----|-----|
| 1960 | Jack Larscheid | 30 | 852 | 28.4 | 0 | 78 |
| 1961 | George Fleming | 29 | 588 | 20.3 | 0 | 36 |
| 1962 | Bo Roberson | 27 | 748 | 27.7 | 1 | 87 |
| 1963 | Bo Roberson | 38 | 809 | 21.2 | 0 | 58 |
| 1964 | Bo Roberson | 36 | 975 | 27.0 | 0 | 59 |
| 1965 | Larry Todd | 20 | 461 | 23.1 | 0 | 50 |
| 1966 | Pervis Atkins | 29 | 608 | 21.0 | 0 | 35 |
| 1967 | Dave Grayson | 19 | 405 | 21.3 | 0 | 29 |
| 1968 | George Atkinson | 32 | 802 | 25.1 | 0 | 60 |
| 1969 | George Atkinson | 16 | 382 | 23.9 | 0 | 39 |
| 1970 | George Atkinson | 23 | 574 | 25.0 | 0 | 62 |
| 1971 | Clarence Davis | 27 | 734 | 27.2 | 0 | 44 |
| 1972 | Clarence Davis | 18 | 464 | 25.8 | 0 | 49 |
| 1973 | Clarence Davis | 19 | 504 | 26.5 | 0 | 76 |
| 1974 | Harold Hart | 18 | 466 | 25.9 | 0 | 67 |
| 1975 | Harold Hart | 17 | 518 | 30.5 | 1 | 102 |
| 1976 | Rick Jennings | 16 | 417 | 26.1 | 0 | 55 |
| 1977 | Carl Garrett | 21 | 420 | 20.0 | 0 | 31 |
| 1978 | Arthur Whittington | 23 | 473 | 20.6 | 0 | 34 |
| 1979 | Ira Matthews | 35 | 873 | 24.9 | 1 | 104 |
| 1980 | Ira Matthews | 29 | 585 | 20.2 | 0 | 45 |
| 1981 | Arthur Whittington | 25 | 563 | 22.5 | 0 | 47 |
| 1982 | Greg Pruitt | 14 | 371 | 28.4 | 0 | 55 |
| 1983 | Cle Montgomery | 21 | 464 | 22.1 | 0 | 48 |
| 1984 | Dokie Williams | 24 | 621 | 25.9 | 0 | 62 |
| 1985 | Fulton Walker | 21 | 467 | 22.2 | 0 | 57 |
| 1986 | Stefon Adams | 27 | 573 | 21.2 | 0 | 51 |
| 1987 | Vance Mueller | 27 | 588 | 21.8 | 0 | 46 |
| 1988 | Tim Brown | 41 | 1098 | 26.8 | 1 | 97 |
| 1989 | Stefon Adams | 22 | 425 | 19.3 | 0 | 37 |
| 1990 | Jamie Holland | 32 | 655 | 20.5 | 0 | 87 |
| 1991 | Jamie Holland | 22 | 421 | 19.1 | 0 | 27 |
| 1992 | Alexander Wright | 18 | 325 | 18.1 | 0 | 33 |
| 1993 | Raghib Ismail | 25 | 605 | 24.2 | 0 | 66 |
| 1994 | Raghib Ismail | 43 | 923 | 21.5 | 0 | 51 |

| | | | | | | |
|------|---------------------|-----------|-------------|------|----------|-----|
| 1995 | Raghib Ismail | 36 | 706 | 19.6 | 0 | 43 |
| 1996 | Carl Kidd | 29 | 622 | 21.4 | 0 | 48 |
| 1997 | Desmond Howard | 61 | 1318 | 21.6 | 0 | 45 |
| 1998 | Desmond Howard | 49 | 1040 | 21.1 | 0 | 42 |
| 1999 | Napoleon Kaufman | 42 | 831 | 19.8 | 0 | 48 |
| 2000 | David Dunn | 44 | 1073 | 24.4 | 1 | 88 |
| 2001 | Terry Kirby | 46 | 1066 | 23.2 | 1 | 90 |
| 2002 | Marcus Knight | 29 | 705 | 25.5 | 0 | 65 |
| 2003 | Doug Gabriel | 29 | 646 | 22.3 | 1 | 85 |
| 2004 | Doug Gabriel | 53 | 1140 | 21.5 | 0 | 64 |
| 2005 | Chris Carr | 73 | 1752 | 24.0 | 0 | 62 |
| 2006 | Chris Carr | 69 | 1762 | 25.5 | 0 | 50 |
| 2007 | Chris Carr | 59 | 1327 | 25.5 | 0 | 43 |
| 2008 | Johnnie Lee Higgins | 36 | 842 | 23.4 | 0 | 69 |
| 2009 | Jonathan Holland | 28 | 550 | 19.6 | 0 | 60 |
| 2010 | Jacoby Ford | 53 | 1280 | 24.2 | 3 | 101 |

PUNTING

| | | No. | Yds. | Avg. | LP |
|------|-----------------|------------|-------------|-------------|-----------|
| 1960 | Wayne Crow | 76 | 2958 | 38.9 | 72 |
| 1961 | Wayne Crow | 61 | 2613 | 42.8 | 77 |
| 1962 | Cotton Davidson | 40 | 1569 | 39.2 | 64 |
| 1963 | Mike Mercer | 75 | 3007 | 40.0 | 53 |
| 1964 | Mike Mercer | 58 | 2446 | 42.1 | 67 |
| 1965 | Mike Mercer | 75 | 3079 | 41.1 | 70 |
| 1966 | Mike Eischeid | 64 | 2703 | 42.2 | 56 |
| 1967 | Mike Eischeid | 76 | 3364 | 44.3 | 62 |
| 1968 | Mike Eischeid | 64 | 2788 | 43.6 | 72 |
| 1969 | Mike Eischeid | 69 | 2944 | 42.7 | 58 |
| 1970 | Mike Eischeid | 79 | 3121 | 39.5 | 57 |
| 1971 | Jerry DePoyster | 57 | 2013 | 39.4 | 56 |
| 1972 | Jerry DePoyster | 55 | 2031 | 36.9 | 57 |
| 1973 | Ray Guy | 69 | 3127 | 45.3 | 72 |
| 1974 | Ray Guy | 74 | 3124 | 42.2 | 66 |
| 1975 | Ray Guy | 68 | 2979 | 43.8 | 64 |
| 1976 | Ray Guy | 67 | 2785 | 41.6 | 66 |
| 1977 | Ray Guy | 59 | 2552 | 43.3 | 74 |
| 1978 | Ray Guy | 81 | 3462 | 42.7 | 69 |
| 1979 | Ray Guy | 69 | 2939 | 42.6 | 71 |
| 1980 | Ray Guy | 71 | 3099 | 43.6 | 66 |
| 1981 | Ray Guy | 96 | 4195 | 43.7 | 69 |
| 1982 | Ray Guy | 47 | 1839 | 39.1 | 57 |
| 1983 | Ray Guy | 79 | 3384 | 42.8 | 67 |
| 1984 | Ray Guy | 91 | 3809 | 41.9 | 63 |
| 1985 | Ray Guy | 89 | 3627 | 40.8 | 68 |
| 1986 | Ray Guy | 90 | 3620 | 40.2 | 64 |
| 1987 | Stan Talley | 56 | 2277 | 40.7 | 63 |
| 1988 | Jeff Gossett | 91 | 3804 | 41.8 | 58 |
| 1989 | Jeff Gossett | 67 | 2711 | 40.5 | 60 |
| 1990 | Jeff Gossett | 60 | 2315 | 38.6 | 57 |
| 1991 | Jeff Gossett | 67 | 2961 | 44.2 | 61 |
| 1992 | Jeff Gossett | 77 | 3255 | 42.3 | 56 |
| 1993 | Jeff Gossett | 71 | 2971 | 41.8 | 61 |
| 1994 | Jeff Gossett | 77 | 3377 | 43.9 | 65 |
| 1995 | Jeff Gossett | 75 | 3089 | 41.2 | 60 |
| 1996 | Jeff Gossett | 57 | 2264 | 39.7 | 64 |
| 1997 | Leo Araguz | 93 | 4189 | 45.0 | 63 |
| 1998 | Leo Araguz | 98 | 4256 | 43.4 | 64 |
| 1999 | Leo Araguz | 76 | 3045 | 40.1 | 56 |
| 2000 | Shane Lechler | 65 | 2984 | 45.9 | 69 |
| 2001 | Shane Lechler | 73 | 3375 | 46.2 | 65 |
| 2002 | Shane Lechler | 53 | 2251 | 42.3 | 70 |
| 2003 | Shane Lechler | 96 | 4503 | 46.9 | 73 |
| 2004 | Shane Lechler | 73 | 3409 | 46.7 | 67 |
| 2005 | Shane Lechler | 82 | 3744 | 45.7 | 64 |
| 2006 | Shane Lechler | 77 | 3660 | 47.5 | 67 |
| 2007 | Shane Lechler | 73 | 3585 | 49.1 | 70 |
| 2008 | Shane Lechler | 90 | 4391 | 48.8 | 70 |
| 2009 | Shane Lechler | 96 | 4909 | 51.1 | 70 |
| 2010 | Shane Lechler | 77 | 3618 | 47.0 | 68 |

RAIDERS SUPERLATIVES

SEASON 1,000 YARDS RUSHING

| Yds. | Name | Year |
|-------|------------------|------|
| 1,759 | Marcus Allen | 1985 |
| 1,294 | Napoleon Kaufman | 1997 |
| 1,273 | Mark van Eeghen | 1977 |
| 1,168 | Marcus Allen | 1984 |
| 1,157 | Darren McFadden | 2010 |
| 1,114 | Harvey Williams | 1995 |
| 1,100 | Marv Hubbard | 1972 |
| 1,099 | Clem Daniels | 1963 |
| 1,080 | Mark van Eeghen | 1978 |
| 1,046 | Tyrone Wheatley | 2000 |
| 1,025 | LaMont Jordan | 2005 |
| 1,014 | Marcus Allen | 1983 |
| 1,012 | Mark van Eeghen | 1976 |
| 1,009 | Justin Fargas | 2007 |

1,000 YARDS RECEIVING

| Yds. | Name | Year |
|-------|------------------|------|
| 1,408 | Tim Brown | 1997 |
| 1,361 | Art Powell | 1964 |
| 1,344 | Tim Brown | 1999 |
| 1,342 | Tim Brown | 1995 |
| 1,309 | Tim Brown | 1994 |
| 1,304 | Art Powell | 1963 |
| 1,260 | Warren Wells | 1968 |
| 1,247 | Todd Christensen | 1983 |
| 1,211 | Jerry Rice | 2002 |
| 1,180 | Tim Brown | 1993 |
| 1,165 | Tim Brown | 2001 |
| 1,153 | Todd Christensen | 1986 |
| 1,139 | Jerry Rice | 2001 |
| 1,137 | Warren Wells | 1969 |
| 1,128 | Tim Brown | 2000 |
| 1,111 | Cliff Branch | 1976 |
| 1,104 | Tim Brown | 1996 |
| 1,092 | Cliff Branch | 1974 |
| 1,069 | Mervyn Fernandez | 1989 |
| 1,037 | Fred Biletnikoff | 1968 |
| 1,026 | Art Powell | 1966 |
| 1,012 | Tim Brown | 1998 |
| 1,007 | Todd Christensen | 1984 |
| 1,005 | Randy Moss | 2005 |

3,000 YARDS PASSING

| Yds. | Name | Year |
|-------|-----------------|------|
| 4,689 | Rich Gannon | 2002 |
| 3,917 | Jeff George | 1997 |
| 3,840 | Rich Gannon | 1999 |
| 3,828 | Rich Gannon | 2001 |
| 3,759 | Kerry Collins | 2005 |
| 3,615 | Ken Stabler | 1979 |
| 3,495 | Kerry Collins | 2004 |
| 3,430 | Rich Gannon | 2000 |
| 3,334 | Jeff Hostetler | 1994 |
| 3,302 | Daryle Lamonica | 1969 |
| 3,245 | Daryle Lamonica | 1968 |
| 3,242 | Jeff Hostetler | 1993 |
| 3,228 | Daryle Lamonica | 1967 |

SINGLE GAME 100 YARDS RUSHING

| Yds. | Name | Game |
|------|------------------|-------------------------|
| 227 | Napoleon Kaufman | 10-19-97 vs. Denver |
| 221 | Bo Jackson | 11-30-87 at Seattle |
| 200 | Clem Daniels | 10-20-63 vs. N.Y. Jets |
| 187 | Clem Daniels | 12-9-62 at Houston |
| 187 | Hewritt Dixon | 9-29-68 at Houston |
| 179 | Justin Fargas | 9-30-07 at Miami |
| 177 | Michael Bush | 12-28-08 at Tampa Bay |
| 173 | Marcus Allen | 11-24-85 vs. Denver |
| 167 | Clem Daniels | 10-25-64 vs. Denver |
| 165 | Darren McFadden | 10-24-10 at Denver |
| 164 | Hewritt Dixon | 10-19-70 vs. Washington |
| 164 | Darren McFadden | 9-14-08 at Kansas City |
| 162 | Napoleon Kaufman | 9-28-97 vs. St. Louis |
| 160 | Harvey Williams | 10-8-95 vs. Seattle |
| 159 | Bo Jackson | 11-5-89 vs. Cincinnati |
| 159 | LaMont Jordan | 9-16-07 at Denver |
| 158 | Clem Daniels | 12-22-63 vs. Houston |

| | | |
|-----|--------------------|-----------------------------|
| 156 | Marcus Allen | 12-5-82 vs. Seattle |
| 156 | Marcus Allen | 12-1-85 at Atlanta |
| 156 | Tyrone Wheatley | 10-22-00 vs. Seattle |
| 155 | Marcus Allen | 12-2-84 at Miami |
| 152 | Napoleon Kaufman | 11-29-98 vs. Washington |
| 151 | Mark van Eeghen | 9-17-78 at Green Bay |
| 149 | Larry Todd | 11-7-65 at Houston |
| 146 | Charlie Smith | 11-12-72 at Cincinnati |
| 146 | Tyrone Wheatley | 12-16-00 at Seattle |
| 146 | Justin Fargas | 12-2-07 vs. Denver |
| 145 | Darren McFadden | 9-19-10 vs. St. Louis |
| 144 | Clem Daniels | 12-20-64 vs. San Diego |
| 144 | Bo Jackson | 10-29-89 vs. Washington |
| 143 | Marv Hubbard | 12-5-71 at Atlanta |
| 143 | Mark van Eeghen | 10-23-77 at N.Y. Jets |
| 143 | Mark van Eeghen | 11-28-77 vs. Buffalo |
| 143 | Napoleon Kaufman | 10-25-98 vs. Cincinnati |
| 141 | Tony Teresa | 11-13-60 vs. Buffalo |
| 140 | Napoleon Kaufman | 9-14-97 at Atlanta |
| 139 | Napoleon Kaufman | 9-13-98 vs. N.Y. Giants |
| 139 | Justin Fargas | 11-25-07 at Kansas City |
| 138 | Kenny King | 10-12-80 vs. San Diego |
| 137 | Michael Bush | 1-2-11 at Kansas City |
| 136 | Kenny King | 9-21-80 vs. Washington |
| 136 | Marcus Allen | 9-13-87 at Green Bay |
| 136 | Joe Aska | 10-6-96 at N.Y. Jets |
| 135 | Marcus Allen | 11-17-85 vs. Cincinnati |
| 135 | Marcus Allen | 12-8-85 at Denver |
| 135 | Charlie Garner | 12-28-02 vs. Kansas City |
| 134 | Arthur Whittington | 11-5-78 at Kansas City |
| 134 | Harvey Williams | 11-5-95 at Cincinnati |
| 134 | Zack Crockett | 1-2-05 vs. Jacksonville |
| 133 | Mark van Eeghen | 11-21-76 at Philadelphia |
| 133 | Michael Bush | 12-20-09 at Denver |
| 132 | LaMont Jordan | 12-18-05 vs. Cleveland |
| 129 | Bo Jackson | 12-10-90 at Detroit |
| 128 | Harvey Williams | 10-30-94 vs. Houston |
| 128 | LaMont Jordan | 10-1-06 vs. Cleveland |
| 127 | Charlie Garner | 9-8-02 vs. Seattle |
| 126 | Marcus Allen | 1-2-83 at San Diego |
| 126 | Marcus Allen | 10-6-85 vs. Kansas City |
| 126 | Napoleon Kaufman | 9-21-97 at N.Y. Jets |
| 126 | LaMont Jordan | 10-2-05 vs. Dallas |
| 125 | Marv Hubbard | 9-24-72 at Green Bay |
| 123 | Pete Banaszak | 10-26-69 at San Diego |
| 123 | Marcus Allen | 12-23-85 at Rams |
| 123 | Darren McFadden | 12-12-10 at Jacksonville |
| 122 | LaMont Jordan | 10-23-05 vs. Buffalo |
| 122 | Clem Daniels | 11-3-63 vs. Kansas City |
| 122 | Marv Hubbard | 10-15-72 vs. Buffalo |
| 122 | Napoleon Kaufman | 12-19-99 vs. Tampa Bay |
| 122 | Dominic Rhodes | 12-30-07 vs. San Diego |
| 121 | Marv Hubbard | 12-2-73 at Houston |
| 121 | LaMont Jordan | 9-23-07 vs. Cleveland |
| 120 | Clarence Davis | 11-16-75 vs. Cleveland |
| 119 | Marcus Allen | 11-10-85 at San Diego |
| 119 | Michael Bush | 11-15-09 vs. Kansas City |
| 119 | Darren McFadden | 12-19-10 vs. Denver |
| 118 | Charlie Smith | 11-24-68 at Cincinnati |
| 118 | Marv Hubbard | 12-11-72 vs. N.Y. Jets |
| 118 | Frank Hawkins | 10-23-83 at Dallas |
| 117 | Marv Hubbard | 10-27-74 at San Francisco |
| 117 | Bo Jackson | 12-16-90 vs. Cincinnati |
| 117 | Amos Zereoue | 10-3-04 at Houston (Texans) |
| 116 | Clarence Davis | 10-6-74 at Cleveland |
| 116 | Mark van Eeghen | 10-3-77 at Kansas City |
| 116 | Marcus Allen | 9-12-82 at San Francisco |
| 116 | Napoleon Kaufman | 9-22-96 vs. San Diego |
| 116 | Napoleon Kaufman | 9-27-98 at Dallas |
| 115 | Clem Daniels | 9-26-65 vs. Houston |
| 115 | Marv Hubbard | 12-8-73 vs. Kansas City |
| 115 | Mark van Eeghen | 12-21-80 at N.Y. Giants |
| 115 | Dominic Rhodes | 12-23-07 at Jacksonville |
| 114 | Mark van Eeghen | 10-9-77 at Cleveland |
| 114 | Bo Jackson | 12-10-89 vs. Phoenix |
| 113 | Clem Daniels | 10-8-65 at Boston |
| 112 | Mark van Eeghen | 12-11-77 vs. Minnesota |
| 112 | Napoleon Kaufman | 10-26-97 at Seattle |
| 112 | Tyrone Wheatley | 11-5-00 vs. Kansas City |
| 111 | Marv Hubbard | 11-10-74 vs. Detroit |

| | | | | | |
|-----|------------------|---------------------------|-----|------------------|---------------------------|
| 111 | Marcus Allen | 10-28-85 vs. San Diego | 198 | Warren Wells | 10-11-70 vs. Denver |
| 111 | Tyrone Wheatley | 12-19-99 vs. Tampa Bay | 193 | Jessie Hester | 11-30-86 vs. Philadelphia |
| 111 | Darren McFadden | 10-31-10 vs. Seattle | 190 | Tim Brown | 10-24-99 vs. N.Y. Jets |
| 110 | Marcus Allen | 11-25-84 vs. Indianapolis | 183 | Tim Brown | 12-5-93 at Buffalo |
| 109 | Marcus Allen | 12-15-85 vs. Seattle | 181 | Art Powell | 9-7-63 at Houston |
| 109 | Napoleon Kaufman | 11-16-97 at San Diego | 179 | Rod Barksdale | 12-21-86 vs. Indianapolis |
| 109 | Napoleon Kaufman | 10-19-97 vs. Denver | 173 | Tim Brown | 1-2-94 vs. Denver |
| 109 | Tyrone Wheatley | 11-16-03 vs. Minnesota | 173 | Marcus Allen | 10-7-84 vs. Seattle |
| 107 | Wayne Crow | 10-1-61 vs. Denver | 173 | Todd Christensen | 11-20-86 at San Diego |
| 107 | Marv Hubbard | 11-3-74 at Denver | 172 | Clem Daniels | 9-15-63 vs. Buffalo |
| 107 | Marcus Allen | 10-21-84 at San Diego | 172 | Tim Brown | 10-8-00 at San Francisco |
| 107 | Marcus Allen | 10-13-85 vs. New Orleans | 167 | Cliff Branch | 10-10-76 at San Diego |
| 107 | Eric Dickerson | 11-22-92 vs. Denver | 164 | Tim Brown | 12-21-97 vs. Jacksonville |
| 107 | Harvey Williams | 10-23-94 vs. Atlanta | 163 | Warren Wells | 12-8-68 vs. Denver |
| 107 | Justin Fargas | 11-23-08 at Denver | 163 | Cliff Branch | 11-7-76 at Chicago |
| 106 | Hewritt Dixon | 10-25-70 vs. Pittsburgh | 163 | Tim Brown | 11-2-97 at Carolina |
| 105 | Clarence Davis | 10-30-77 at Denver | 161 | Tim Brown | 11-19-95 vs. Dallas |
| 105 | Marcus Allen | 9-19-83 vs. Miami | 159 | Jerry Rice | 12-22-03 vs. Green Bay |
| 105 | Darren McFadden | 9-26-10 at Arizona | 158 | Fred Biletnikoff | 11-23-67 at Kansas City |
| 104 | Clem Daniels | 11-15-64 vs. Houston | 158 | Todd Christensen | 11-2-86 vs. Denver |
| 104 | Clem Daniels | 12-12-65 vs. N.Y. Jets | 158 | Tim Brown | 8-31-97 at Tennessee |
| 104 | Clem Daniels | 10-23-66 at N.Y. Jets | 156 | Tim Brown | 10-31-93 vs. San Diego |
| 104 | Clem Daniels | 11-13-66 at San Diego | 156 | Cliff Branch | 9-16-79 at Seattle |
| 104 | Hewritt Dixon | 9-15-68 at Buffalo | 156 | Tim Brown | 10-1-95 at N.Y. Jets |
| 104 | Marcus Allen | 9-14-86 at Washington | 155 | Cliff Branch | 11-30-75 vs. Atlanta |
| 104 | Napoleon Kaufman | 11-24-96 vs. Seattle | 155 | Dick Dorsey | 12-2-62 at San Diego |
| 104 | Justin Fargas | 11-4-07 vs. Houston | 155 | Mervyn Fernandez | 10-23-88 at New Orleans |
| 104 | Michael Bush | 10-10-10 vs. San Diego | 155 | Tim Brown | 9-8-97 vs. Kansas City |
| 103 | Clem Daniels | 12-5-65 vs. Denver | 153 | Tim Brown | 9-21-97 at N.Y. Jets |
| 103 | Marv Hubbard | 10-4-71 at Cleveland | 152 | Warren Wells | 11-30-69 at N.Y. Jets |
| 103 | Bo Jackson | 11-12-89 at San Diego | 152 | Art Powell | 10-25-64 vs. Denver |
| 103 | Eric Dickerson | 11-29-92 at San Diego | 152 | Todd Christensen | 10-16-83 at Seattle |
| 102 | Clarence Davis | 10-3-77 at Kansas City | 150 | Art Powell | 9-22-63 vs. Boston |
| 102 | Kenny King | 11-1-81 vs. New England | 150 | Tim Brown | 12-3-95 vs. Kansas City |
| 102 | Kenny King | 12-7-81 vs. Pittsburgh | 148 | Fred Biletnikoff | 10-17-71 vs. Philadelphia |
| 102 | Marcus Allen | 9-7-86 vs. Denver | 148 | James Jett | 9-21-97 at N.Y. Jets |
| 102 | Marcus Allen | 10-23-88 at New Orleans | 148 | Jerry Porter | 12-19-04 vs. Tennessee |
| 102 | Tyrone Wheatley | 9-26-04 vs. Tampa Bay | 148 | Jacoby Ford | 11-7-10 vs. Kansas City |
| 101 | Clem Daniels | 9-9-62 vs. N.Y. Titans | 147 | Willie Gault | 11-5-89 vs. Cincinnati |
| 101 | Charlie Smith | 11-19-72 at Denver | 145 | Tim Brown | 10-14-01 at Indianapolis |
| 101 | Marcus Allen | 11-3-85 at Seattle | 144 | Fred Biletnikoff | 11-3-68 vs. Kansas City |
| 101 | Harvey Williams | 11-27-95 at San Diego | 144 | Jerry Rice | 9-29-02 vs. Tennessee |
| 100 | Clarence Davis | 11-6-77 vs. Seattle | 144 | Tim Brown | 12-28-02 vs. Kansas City |
| 100 | Booker Russell | 11-25-79 at Denver | 143 | Art Powell | 11-29-64 at Denver |
| 100 | Tyrone Wheatley | 10-3-99 at Seattle | 143 | Dokie Williams | 9-28-86 vs. San Diego |
| 100 | Charlie Garner | 11-24-02 at Arizona | 143 | Tim Brown | 10-8-95 vs. Seattle |

CAREER TOTAL

100-YARD RUSHING GAMES

| Gms. | Name | Yrs. Played |
|------|--------------------|-------------|
| 22 | Marcus Allen | 1982-92 |
| 14 | Clem Daniels | 1961-67 |
| 14 | Napoleon Kaufman | 1995-00 |
| 10 | Marv Hubbard | 1969-75 |
| 8 | Mark van Eeghen | 1974-81 |
| 7 | Bo Jackson | 1987-90 |
| 7 | Tyrone Wheatley | 1999-04 |
| 7 | Darren McFadden | 2008-10 |
| 6 | LaMont Jordan | 2005-07 |
| 5 | Clarence Davis | 1971-78 |
| 5 | Harvey Williams | 1994-98 |
| 5 | Justin Fargas | 2003-09 |
| 5 | Michael Bush | 2008-10 |
| 4 | Hewritt Dixon | 1966-70 |
| 4 | Kenny King | 1980-85 |
| 3 | Charlie Smith | 1968-74 |
| 3 | Charlie Garner | 2001-03 |
| 2 | Eric Dickerson | 1992 |
| 2 | Dominic Rhodes | 2007 |
| 1 | Pete Banaszak | 1966-78 |
| 1 | Wayne Crow | 1960-61 |
| 1 | Tony Teresa | 1960 |
| 1 | Larry Todd | 1965-70 |
| 1 | Arthur Whittington | 1978-81 |
| 1 | Booker Russell | 1978-79 |
| 1 | Frank Hawkins | 1981-87 |
| 1 | Joe Aska | 1995-97 |
| 1 | Zack Crockett | 1999-06 |
| 1 | Amos Zereoue | 2004 |
| 143 | By 29 Backs | |

100 YARDS RECEIVING

| Yds. | Name | Game |
|------|------------|----------------------|
| 247 | Art Powell | 12-22-63 vs. Houston |
| 206 | Art Powell | 10-8-65 at Boston |

| | | |
|-----|------------------|---------------------------|
| 198 | Warren Wells | 10-11-70 vs. Denver |
| 193 | Jessie Hester | 11-30-86 vs. Philadelphia |
| 190 | Tim Brown | 10-24-99 vs. N.Y. Jets |
| 183 | Tim Brown | 12-5-93 at Buffalo |
| 181 | Art Powell | 9-7-63 at Houston |
| 179 | Rod Barksdale | 12-21-86 vs. Indianapolis |
| 173 | Tim Brown | 1-2-94 vs. Denver |
| 173 | Marcus Allen | 10-7-84 vs. Seattle |
| 173 | Todd Christensen | 11-20-86 at San Diego |
| 172 | Clem Daniels | 9-15-63 vs. Buffalo |
| 172 | Tim Brown | 10-8-00 at San Francisco |
| 167 | Cliff Branch | 10-10-76 at San Diego |
| 164 | Tim Brown | 12-21-97 vs. Jacksonville |
| 163 | Warren Wells | 12-8-68 vs. Denver |
| 163 | Cliff Branch | 11-7-76 at Chicago |
| 163 | Tim Brown | 11-2-97 at Carolina |
| 161 | Tim Brown | 11-19-95 vs. Dallas |
| 159 | Jerry Rice | 12-22-03 vs. Green Bay |
| 158 | Fred Biletnikoff | 11-23-67 at Kansas City |
| 158 | Todd Christensen | 11-2-86 vs. Denver |
| 158 | Tim Brown | 8-31-97 at Tennessee |
| 156 | Tim Brown | 10-31-93 vs. San Diego |
| 156 | Cliff Branch | 9-16-79 at Seattle |
| 156 | Tim Brown | 10-1-95 at N.Y. Jets |
| 155 | Cliff Branch | 11-30-75 vs. Atlanta |
| 155 | Dick Dorsey | 12-2-62 at San Diego |
| 155 | Mervyn Fernandez | 10-23-88 at New Orleans |
| 155 | Tim Brown | 9-8-97 vs. Kansas City |
| 153 | Tim Brown | 9-21-97 at N.Y. Jets |
| 152 | Warren Wells | 11-30-69 at N.Y. Jets |
| 152 | Art Powell | 10-25-64 vs. Denver |
| 152 | Todd Christensen | 10-16-83 at Seattle |
| 150 | Art Powell | 9-22-63 vs. Boston |
| 150 | Tim Brown | 12-3-95 vs. Kansas City |
| 148 | Fred Biletnikoff | 10-17-71 vs. Philadelphia |
| 148 | James Jett | 9-21-97 at N.Y. Jets |
| 148 | Jerry Porter | 12-19-04 vs. Tennessee |
| 148 | Jacoby Ford | 11-7-10 vs. Kansas City |
| 147 | Willie Gault | 11-5-89 vs. Cincinnati |
| 145 | Tim Brown | 10-14-01 at Indianapolis |
| 144 | Fred Biletnikoff | 11-3-68 vs. Kansas City |
| 144 | Jerry Rice | 9-29-02 vs. Tennessee |
| 144 | Tim Brown | 12-28-02 vs. Kansas City |
| 143 | Art Powell | 11-29-64 at Denver |
| 143 | Dokie Williams | 9-28-86 vs. San Diego |
| 143 | Tim Brown | 10-8-95 vs. Seattle |
| 142 | Jerry Porter | 11-20-05 at Washington |
| 141 | Art Powell | 10-10-64 at N.Y. Jets |
| 141 | Ronald Curry | 12-5-04 vs. Kansas City |
| 140 | Todd Christensen | 12-1-83 at San Diego |
| 140 | Tim Brown | 12-26-98 vs. Kansas City |
| 139 | Zach Miller | 10-18-09 vs. Philadelphia |
| 138 | James Jett | 11-21-93 at San Diego |
| 138 | Cliff Branch | 12-1-74 vs. New England |
| 138 | Cliff Branch | 9-19-82 at Atlanta |
| 137 | Fred Biletnikoff | 11-24-68 at Cincinnati |
| 136 | Warren Wells | 11-2-69 at Cincinnati |
| 136 | Dave Casper | 10-3-76 at New England |
| 136 | Todd Christensen | 12-18-83 vs. San Diego |
| 136 | Tim Brown | 9-18-94 at Denver |
| 135 | Art Powell | 9-13-64 vs. Boston |
| 135 | Cliff Branch | 10-24-76 vs. Green Bay |
| 135 | Daryl Hobbs | 9-24-95 vs. Philadelphia |
| 135 | Jerry Porter | 11-28-04 at Denver |
| 134 | Todd Christensen | 10-28-85 vs. San Diego |
| 134 | Mike Dyal | 12-3-89 vs. Denver |
| 134 | Mervyn Fernandez | 9-23-90 vs. Pittsburgh |
| 133 | Art Powell | 9-18-66 vs. Kansas City |
| 133 | Warren Wells | 11-24-68 at Cincinnati |
| 133 | Tim Brown | 9-9-01 at Kansas City |
| 133 | Jerry Rice | 10-13-02 at San Diego |
| 133 | Ronald Curry | 9-9-07 vs. Detroit |
| 132 | Art Powell | 12-8-63 vs. San Diego |
| 132 | Fred Biletnikoff | 9-20-69 vs. Miami |
| 132 | Cliff Branch | 9-23-75 vs. Baltimore |
| 132 | James Lofton | 12-6-87 vs. Buffalo |
| 132 | Tim Brown | 11-20-94 vs. New Orleans |
| 131 | Dokie Williams | 9-8-85 vs. N.Y. Jets |
| 131 | Willie Gault | 9-10-89 vs. San Diego |
| 131 | Jerry Rice | 11-18-01 vs. San Diego |
| 130 | James Lofton | 9-18-88 vs. L.A. Rams |
| 130 | Mervyn Fernandez | 10-7-90 at Buffalo |
| 130 | Tim Brown | 10-23-94 vs. Atlanta |
| 130 | Randy Moss | 9-8-05 at New England |
| 129 | Randy Moss | 10-22-06 vs. Arizona |

| | | | | | |
|-----|------------------|---------------------------|-----|--------------------|---------------------------|
| 129 | Hewritt Dixon | 10-16-66 at Kansas City | 112 | Todd Christensen | 11-10-85 at San Diego |
| 129 | Malcolm Barnwell | 9-16-84 at Kansas City | 112 | James Lofton | 12-13-87 at Kansas City |
| 128 | Fred Biletnikoff | 10-31-71 vs. Kansas City | 112 | James Jett | 10-13-96 vs. Detroit |
| 128 | Bob Chandler | 12-21-81 at San Diego | 112 | Charlie Garner | 9-7-03 at Tennessee |
| 128 | Cliff Branch | 12-18-82 vs. L.A. Rams | 111 | Mike Siani | 9-17-72 at Pittsburgh |
| 128 | James Lofton | 11-8-87 at Minnesota | 111 | Mike Siani | 9-16-73 at Minnesota |
| 128 | Louis Murphy | 12-6-09 at Pittsburgh | 111 | Cliff Branch | 12-12-82 at Kansas City |
| 127 | Art Powell | 12-15-63 vs. Denver | 111 | Mervyn Fernandez | 10-1-89 vs. Seattle |
| 127 | Warren Wells | 9-27-70 at San Diego | 110 | Billy Cannon | 10-10-64 at N.Y. Jets |
| 127 | Tim Brown | 12-24-95 vs. Denver | 110 | Fred Biletnikoff | 12-7-67 vs. N.Y. Jets |
| 127 | Tim Brown | 9-13-98 vs. N.Y. Giants | 110 | Fred Biletnikoff | 11-9-69 vs. Denver |
| 127 | Randy Moss | 9-18-05 vs. Kansas City | 110 | Raymond Chester | 10-19-70 vs. Washington |
| 126 | Cliff Branch | 12-3-79 at New Orleans | 110 | Cliff Branch | 11-28-76 vs. Tampa Bay |
| 126 | Tim Brown | 11-4-96 vs. Denver | 110 | Jerry Rice | 11-24-02 at Arizona |
| 125 | Warren Wells | 11-3-68 vs. Kansas City | 110 | Tim Brown | 9-28-03 vs. San Diego |
| 125 | Cliff Branch | 11-17-74 vs. San Diego | 110 | Ronald Curry | 11-28-04 at Denver |
| 125 | Cliff Branch | 11-23-80 at Philadelphia | 110 | Zach Miller | 12-27-09 at Cleveland |
| 125 | Mervyn Fernandez | 12-24-89 at N.Y. Giants | 109 | Hewritt Dixon | 11-25-64 vs. Denver |
| 125 | Raghib Ismail | 10-22-95 vs. Indianapolis | 109 | Clem Daniels | 11-7-65 at Houston |
| 125 | Tim Brown | 11-30-97 vs. Miami | 109 | Art Powell | 10-23-66 at N.Y. Jets |
| 124 | Cliff Branch | 10-13-74 at San Diego | 109 | Billy Cannon | 11-20-66 at Denver |
| 124 | Dave Casper | 9-12-76 vs. Pittsburgh | 109 | Art Powell | 12-11-66 vs. Denver |
| 124 | Todd Christensen | 10-25-87 vs. Seattle | 109 | Fred Biletnikoff | 10-22-67 at Boston |
| 124 | Mervyn Fernandez | 9-24-89 at Denver | 109 | Fred Biletnikoff | 11-17-68 vs. N.Y. Jets |
| 123 | Charles Hardy | 12-4-60 vs. L.A. Chargers | 109 | Fred Biletnikoff | 11-26-70 at Detroit |
| 123 | Cliff Branch | 10-20-80 at Pittsburgh | 109 | Cliff Branch | 9-16-79 at Seattle |
| 123 | Ethan Horton | 11-17-91 vs. Seattle | 109 | Todd Christensen | 12-1-85 at Atlanta |
| 123 | Randy Moss | 10-2-05 vs. Dallas | 109 | Tim Brown | 12-26-99 at San Diego |
| 123 | Jerry Porter | 10-30-05 at Tennessee | 108 | Cliff Branch | 11-3-74 at Denver |
| 122 | Derrick Ramsey | 11-21-81 vs. San Diego | 108 | Mark van Eeghen | 10-21-79 at N.Y. Jets |
| 122 | Dokie Williams | 12-2-84 at Miami | 108 | Willie Gault | 12-18-88 vs. Seattle |
| 122 | Steve Smith | 9-26-88 at Denver | 108 | Jerry Rice | 12-30-01 at Denver |
| 122 | Tim Brown | 1-2-00 at Kansas City | 108 | Jacoby Ford | 11-28-10 vs. Miami |
| 122 | Tim Brown | 11-13-00 at Denver | 107 | Bo Roberson | 11-11-62 vs. Houston |
| 122 | Zach Miller | 10-3-10 vs. Houston | 107 | Fred Biletnikoff | 10-6-68 vs. Boston |
| 121 | Art Powell | 10-16-84 at Boston | 107 | Raymond Chester | 10-25-70 vs. Pittsburgh |
| 121 | Fred Biletnikoff | 11-24-74 vs. Denver | 107 | Morris Bradshaw | 9-10-78 at San Diego |
| 121 | Tim Brown | 9-26-99 vs. Chicago | 107 | Dokie Williams | 11-9-86 at Dallas |
| 120 | Todd Christensen | 9-24-84 vs. San Diego | 107 | Mervyn Fernandez | 10-28-91 at Kansas City |
| 120 | Tim Brown | 9-22-96 vs. San Diego | 107 | Tim Brown | 12-18-94 at Seattle |
| 120 | Ronald Curry | 11-18-07 at Minnesota | 107 | Tim Brown | 10-26-97 at Seattle |
| 119 | Fred Biletnikoff | 10-4-69 at Miami | 106 | Warren Wells | 9-21-68 at Miami |
| 119 | Mervyn Fernandez | 12-10-89 vs. Phoenix | 106 | Tim Brown | 12-8-91 vs. Buffalo |
| 119 | Louis Murphy | 9-26-10 at Arizona | 106 | Rickey Dudley | 9-28-97 vs. St. Louis |
| 118 | Fred Biletnikoff | 10-24-65 vs. Boston | 106 | James Jett | 12-20-98 at San Diego |
| 118 | Warren Wells | 10-27-68 vs. Cincinnati | 106 | Ronald Curry | 12-23-06 vs. Kansas City |
| 118 | Jerry Rice | 9-28-03 vs. San Diego | 105 | Jack Larscheid | 9-11-60 vs. Houston |
| 117 | James Jett | 11-28-93 at Cincinnati | 105 | Warren Wells | 11-16-69 vs. San Diego |
| 117 | Willie Gault | 12-22-90 at Minnesota | 105 | Fred Biletnikoff | 11-17-73 vs. Pittsburgh |
| 117 | Tim Brown | 11-14-99 vs. San Diego | 105 | Todd Christensen | 9-28-86 vs. San Diego |
| 117 | Andre Rison | 11-13-00 at Denver | 105 | Rickey Dudley | 12-8-98 at Baltimore |
| 117 | Tim Brown | 11-25-01 at N.Y. Giants | 105 | Darius Heyward-Bey | 10-31-10 vs. Seattle |
| 117 | Jerry Porter | 10-6-02 at Buffalo | 104 | Alexander Wright | 12-19-93 vs. Tampa Bay |
| 116 | Tim Brown | 10-18-93 at Denver | 104 | Art Powell | 9-2-66 at Miami |
| 116 | Tony Teresa | 9-11-60 vs. Houston | 104 | Dave Casper | 10-10-76 at San Diego |
| 116 | Art Powell | 12-12-65 vs. N.Y. Jets | 104 | Marcus Allen | 10-30-83 vs. Seattle |
| 116 | Art Powell | 11-24-66 vs. Buffalo | 104 | Todd Christensen | 12-21-86 vs. Indianapolis |
| 116 | Fred Biletnikoff | 10-22-73 at Denver | 104 | Mervyn Fernandez | 10-2-88 vs. Cincinnati |
| 116 | Mike Siani | 10-22-73 at Denver | 104 | Tim Brown | 9-13-92 at Cincinnati |
| 116 | Todd Christensen | 9-12-85 at Kansas City | 104 | Tim Brown | 12-6-98 vs. Miami |
| 116 | Rickey Dudley | 11-9-97 vs. New Orleans | 104 | Doug Jolley | 12-8-02 at San Diego |
| 116 | James Jett | 9-20-98 vs. Denver | 103 | Cliff Branch | 10-31-76 vs. Denver |
| 116 | Randy Moss | 12-31-05 vs. N.Y. Giants | 103 | Sam Graddy | 9-9-91 at Houston |
| 115 | Bo Roberson | 10-16-64 at Boston | 103 | Jerry Rice | 11-11-02 at Denver |
| 115 | Fred Biletnikoff | 11-22-70 vs. San Diego | 102 | Warren Wells | 12-7-69 vs. Cincinnati |
| 115 | Cliff Branch | 11-13-77 vs. Houston | 102 | Cliff Branch | 11-10-74 vs. Detroit |
| 114 | Billy Cannon | 9-17-67 vs. Boston | 102 | Marcus Allen | 9-7-86 at Denver |
| 114 | Todd Christensen | 11-13-83 vs. Denver | 102 | Willie Gault | 10-2-88 vs. Cincinnati |
| 114 | Fred Biletnikoff | 11-5-72 at Kansas City | 102 | Mervyn Fernandez | 11-19-89 at Houston |
| 114 | Tim Brown | 11-28-88 at Seattle | 102 | Tim Brown | 12-17-95 at Seattle |
| 114 | Sam Graddy | 9-20-92 vs. Cleveland | 101 | Clem Daniels | 10-29-67 vs. San Diego |
| 114 | Tim Brown | 10-7-01 vs. Dallas | 101 | Warren Wells | 10-19-69 vs. Buffalo |
| 113 | Warren Wells | 12-15-68 at San Diego | 101 | Dave Casper | 10-3-77 at Kansas City |
| 113 | Fred Biletnikoff | 9-20-70 at Cincinnati | 101 | Willie Gault | 12-10-90 at Detroit |
| 113 | Fred Biletnikoff | 11-23-75 at Washington | 101 | Doug Gabriel | 10-23-05 vs. Buffalo |
| 113 | Dokie Williams | 11-16-86 vs. Cleveland | 100 | Dave Casper | 9-10-78 at San Diego |
| 113 | James Lofton | 10-9-88 vs. Miami | 100 | Napoleon Kaufman | 10-5-97 vs. San Diego |
| 113 | Mervyn Fernandez | 12-18-88 vs. Seattle | 100 | Courtney Anderson | 9-25-05 at Philadelphia |
| 113 | Tim Brown | 10-31-99 vs. Miami | 100 | Doug Gabriel | 12-31-05 vs. N.Y. Giants |
| 113 | Jerry Rice | 12-8-02 at San Diego | | | |
| 113 | Jerry Porter | 10-24-04 vs. New Orleans | | | |
| 112 | Clem Daniels | 10-30-66 at Boston | | | |
| 112 | Cliff Branch | 12-6-76 vs. Cincinnati | | | |
| 112 | Dave Casper | 11-5-78 at Kansas City | | | |
| 112 | Calvin Muhammad | 10-2-83 at Washington | | | |

| 100-YARD RECEIVING GAMES | | |
|--------------------------|------------------|-------------|
| Gms. | Name | Yrs. Played |
| 43 | Tim Brown | 1988-03 |
| 22 | Cliff Branch | 1972-85 |
| 21 | Fred Biletnikoff | 1965-78 |

| | | | | | |
|-----|--------------------|------------------|-----|------------------|---------------------------|
| 17 | Art Powell | 1963-66 | 344 | Daryle Lamonica | 9-21-68 at Miami |
| 14 | Todd Christensen | 1979-88 | 344 | Daunte Culpepper | 11-18-07 at Minnesota |
| 13 | Warren Wells | 1967-70 | 343 | Ken Stabler | 9-16-79 at Seattle |
| 11 | Mervyn Fernandez | 1987-92 | 343 | Kerry Collins | 12-5-04 vs. Kansas City |
| 9 | Jerry Rice | 2001-04 | 342 | Ken Stabler | 9-12-76 vs. Pittsburgh |
| 6 | Willie Gault | 1988-93 | 342 | Ken Stabler | 12-16-79 vs. Seattle |
| 6 | Dave Casper | 1974-80, 1984 | 342 | Rich Gannon | 9-9-01 at Kansas City |
| 6 | James Jett | 1993-02 | 342 | Rich Gannon | 12-2-02 vs. N.Y. Jets |
| 6 | Jerry Porter | 2000-06 | 340 | Rich Gannon | 11-24-02 at Arizona |
| 5 | Dokie Williams | 1983-87 | 339 | Ken Stabler | 10-10-76 at San Diego |
| 5 | James Lofton | 1987-88 | 339 | Marc Wilson | 12-13-87 at Kansas City |
| 5 | Randy Moss | 2005-06 | 339 | Kerry Collins | 11-28-04 at Denver |
| 5 | Ronald Curry | 2002-08 | 338 | Jeff Hostetler | 9-18-94 at Denver |
| 4 | Clem Daniels | 1961-67 | 337 | Cotton Davidson | 10-16-64 vs. Boston |
| 3 | Billy Cannon | 1964-69 | 337 | Marc Wilson | 12-6-87 vs. Buffalo |
| 3 | Mike Siani | 1972-77 | 336 | Daryle Lamonica | 12-17-67 vs. N.Y. Jets |
| 3 | Marcus Allen | 1982-92 | 335 | Vince Evans | 10-22-95 vs. Indianapolis |
| 3 | Rickey Dudley | 1996-00 | 334 | Rich Gannon | 10-27-02 at Kansas City |
| 3 | Zach Miller | 2007-10 | 333 | Daryle Lamonica | 11-30-69 at N.Y. Jets |
| 2 | Raymond Chester | 1970-72, 1978-81 | 333 | Jeff Hostetler | 10-8-95 vs. Seattle |
| 2 | Hewitt Dixon | 1966-70 | 333 | Charlie Frye | 12-27-09 at Cleveland |
| 2 | Bo Roberson | 1962-65 | 332 | Marc Wilson | 10-21-84 at San Diego |
| 2 | Sam Graddy | 1989-92 | 332 | Rich Gannon | 10-13-02 at St. Louis |
| 2 | Doug Gabriel | 2003-06 | 331 | Kerry Collins | 12-31-05 vs. N.Y. Giants |
| 2 | Louis Murphy | 2009-10 | 328 | Rich Gannon | 12-8-02 at San Diego |
| 2 | Jacoby Ford | 2010 | 324 | Jay Schroeder | 10-2-88 vs. Cincinnati |
| 1 | Morris Bradshaw | 1974-81 | 324 | Rich Gannon | 1-2-00 at Kansas City |
| 1 | Bob Chandler | 1980-82 | 324 | Jason Campbell | 12-12-10 at Jacksonville |
| 1 | Dick Dorsey | 1962 | 322 | Jim Plunkett | 12-18-83 vs. San Diego |
| 1 | Charles Hardy | 1960-62 | 321 | Jim Plunkett | 11-28-82 at Cincinnati |
| 1 | Jack Larscheid | 1960-61 | 319 | Jeff Hostetler | 12-5-94 at San Diego |
| 1 | Derrick Ramsey | 1978-82 | 318 | Jim Plunkett | 12-18-82 vs. L.A. Rams |
| 1 | Tony Teresa | 1960 | 318 | Marc Wilson | 10-23-83 at Dallas |
| 1 | Mark van Eeghen | 1974-81 | 317 | Dan Pastorini | 9-7-80 at Kansas City |
| 1 | Calvin Muhammad | 1982-83 | 316 | Daryle Lamonica | 10-29-67 vs. San Diego |
| 1 | Malcolm Barnwell | 1981-84 | 315 | Cotton Davidson | 9-15-63 vs. Buffalo |
| 1 | Jessie Hester | 1985-87 | 314 | Marc Wilson | 9-28-86 vs. San Diego |
| 1 | Rod Barksdale | 1986 | 313 | Daryle Lamonica | 10-19-69 vs. Buffalo |
| 1 | Steve Smith | 1987-93 | 313 | Ken Stabler | 10-22-73 at Denver |
| 1 | Mike Dyal | 1989-90 | 313 | Jim Plunkett | 9-16-84 at Kansas City |
| 1 | Ethan Horton | 1987, 1989-93 | 313 | Rich Gannon | 12-30-01 at Denver |
| 1 | Alexander Wright | 1992-94 | 313 | Josh McCown | 9-9-07 vs. Detroit |
| 1 | Daryl Hobbs | 1993-95 | 311 | Daryle Lamonica | 11-17-68 vs. N.Y. Jets |
| 1 | Raghib Ismail | 1993-95 | 311 | Rich Gannon | 11-18-01 vs. San Diego |
| 1 | Napoleon Kaufman | 1995-00 | 310 | Jeff Hostetler | 1-2-94 vs. Denver |
| 1 | Andre Rison | 2000 | 310 | Jeff Hostetler | 11-20-94 vs. New Orleans |
| 1 | Doug Jolley | 2002-03 | 310 | Rich Gannon | 10-8-00 at San Francisco |
| 1 | Charlie Garner | 2001-03 | 310 | Kerry Collins | 11-13-05 vs. Denver |
| 1 | Courtney Anderson | 2004-06 | 310 | Jason Campbell | 10-31-10 vs. Seattle |
| 1 | Darius Heyward-Bey | 2009-10 | 309 | Marc Wilson | 10-7-84 vs. Seattle |
| 251 | By 53 Receivers | | 308 | Bruce Gradkowski | 12-6-09 at Pittsburgh |
| | | | 307 | Ken Stabler | 9-10-78 at San Diego |
| | | | 305 | Rich Gannon | 9-12-04 at Pittsburgh |
| | | | 304 | Ken Stabler | 10-28-73 at Baltimore |
| | | | 304 | Jeff George | 11-2-97 at Carolina |
| | | | 303 | Jim Plunkett | 12-12-82 at Kansas City |
| | | | 303 | Jim Plunkett | 9-12-85 at Kansas City |
| | | | 303 | Jeff George | 9-13-98 vs. N.Y. Giants |
| | | | 302 | Rich Gannon | 12-2-01 vs. Arizona |
| | | | 301 | Tom Flores | 10-16-66 at Kansas City |

300 YARDS PASSING

| Yds. | Name | Game |
|------|-----------------|---------------------------|
| 424 | Jeff Hostetler | 10-31-93 vs. San Diego |
| 419 | Cotton Davidson | 10-25-64 vs. Denver |
| 407 | Tom Flores | 12-22-63 vs. Houston |
| 403 | Rich Gannon | 9-15-02 at Pittsburgh |
| 395 | Todd Marinovich | 9-20-92 vs. Cleveland |
| 382 | Rich Gannon | 11-13-00 at Denver |
| 381 | Rich Gannon | 9-29-02 vs. Tennessee |
| 380 | Jay Schroeder | 9-13-92 at Cincinnati |
| 375 | Steve Beuerlein | 9-18-88 vs. L.A. Rams |
| 374 | Jeff George | 9-21-97 vs. N.Y. Jets |
| 372 | Jim Plunkett | 10-2-83 at Washington |
| 371 | Kerry Collins | 12-19-04 vs. Tennessee |
| 368 | Daryle Lamonica | 10-27-68 at Cincinnati |
| 367 | Marc Wilson | 11-2-86 vs. Denver |
| 366 | Jim Plunkett | 11-30-86 vs. Philadelphia |
| 364 | Daryle Lamonica | 10-11-70 vs. Denver |
| 363 | Jim Plunkett | 9-24-84 vs. San Diego |
| 360 | Ken Stabler | 10-21-79 at N.Y. Jets |
| 361 | Rich Gannon | 10-20-02 vs. San Diego |
| 358 | Cotton Davidson | 11-22-64 vs. N.Y. Jets |
| 357 | Rich Gannon | 10-6-02 at Buffalo |
| 354 | Daryle Lamonica | 12-8-68 vs. Denver |
| 354 | Jay Schroeder | 12-18-88 vs. Seattle |
| 352 | Rich Gannon | 10-24-99 vs. N.Y. Jets |
| 352 | Rich Gannon | 11-11-02 at Denver |
| 350 | Kerry Collins | 10-24-04 vs. New Orleans |
| 349 | Daryle Lamonica | 12-3-67 at San Diego |
| 348 | Jim Plunkett | 11-20-86 at San Diego |
| 348 | Rich Gannon | 9-28-03 vs. San Diego |
| 346 | Marc Wilson | 9-7-86 at Denver |
| 345 | Kerry Collins | 9-25-05 at Philadelphia |

300-YARD PASSING GAMES

| Gms. | Name | Yrs. Played |
|------|------------------|-------------|
| 20 | Rich Gannon | 1999-04 |
| 10 | Daryle Lamonica | 1967-74 |
| 10 | Jim Plunkett | 1978-86 |
| 8 | Ken Stabler | 1970-79 |
| 8 | Marc Wilson | 1980-87 |
| 7 | Kerry Collins | 2004-05 |
| 6 | Jeff Hostetler | 1993-95 |
| 4 | Cotton Davidson | 1962-69 |
| 3 | Jay Schroeder | 1988-92 |
| 3 | Jeff George | 1997-98 |
| 2 | Tom Flores | 1960-66 |
| 2 | Jason Campbell | 2010 |
| 1 | Dan Pastorini | 1980 |
| 1 | Steve Beuerlein | 1988-90 |
| 1 | Todd Marinovich | 1991-92 |
| 1 | Vince Evans | 1987-95 |
| 1 | Daunte Culpepper | 2007 |
| 1 | Josh McCown | 2007 |
| 1 | Bruce Gradkowski | 2009 |
| 1 | Charlie Frye | 2009 |
| 91 | By 20 Passers | |

RAIDERS IN PROFESSIONAL FOOTBALL HALL OF FAME



JIM OTTO

C MIAMI (FLA.)

15 YEARS

JOINED RAIDERS: AFL DRAFT, 1959

Inducted into Pro Football Hall of Fame on Aug. 2, 1980...The only All-League center the American Football League ever had (1960-69)...Chosen to Hall of Fame AFL All-Star Team of the Decade...Named the All-American Football Conference center for three more seasons, 1970-72...Started in 210 consecutive league games, most in Raiders history...Including preseason, postseason and all-star games, he played in 308 games as a Raider...Last of the original Raiders...Participated in nine AFL All-Star Games and in the first three AFC-NFC Pro Bowls...During his 15-year career, the Raiders won seven division championships and the AFL Championship in 1967...Twice winner of the Gorman Award (1968 and 1971) as "Player Who Best Exemplifies the Pride and Spirit of the Oakland Raiders"...Selected to AFL-NFL 25-year All-Star Team...Third AFL player inducted into Hall of Fame...Elected to the Hall of Fame in his first year of eligibility...Rejoined Raiders front office in special projects in 1995.




GEORGE BLANDA

QB-K KENTUCKY

26 YEARS

JOINED RAIDERS: TRADE, HOUSTON, 1967

Inducted into Pro Football Hall of Fame on Aug. 1, 1981...The first player and one of only two in history to celebrate a Silver Anniversary in pro football, ending his NFL career in 1975 with an all-time high 26 seasons...Set an NFL record with 2,002 points...Completed 1,911 passes in career for 26,920 yards and threw for 236 touchdowns...Played in 224 straight games, 340 overall...Raiders all-time scoring leader with 863 points...Led NFL eight times in extra points scored in a season, including 64 in 1961...Missed only 16 of 959 extra point attempts in 26 years...Kicked 335 field goals, including nine of 50 yards or more...Named 1970 Player of the Year for quarterbacking and kicking feats...Winner of 1970 Gorman Award as "Player Who Best Exemplifies the Pride and Spirit of the Oakland Raiders"...Set Raider single-season scoring record with 117 points in 1968...Played in 11 championship games, seven with Raiders...Played on three AFL Championship teams, one with Oakland and two with Houston...Named to AFL-NFL 25-year All-Star Team...Chosen for the Hall of Fame in his first year of eligibility.



WILLIE BROWN

CB GRAMBLING

16 YEARS

JOINED RAIDERS: TRADE, DENVER, 1967

Inducted into Pro Football Hall of Fame on July 28, 1984...Shares Raider all-time lead in interceptions with 39...All-Pro seven times, played in five AFL All-Star Games and four NFL Pro Bowls...Named to All-Time AFL team at cornerback in 1969...Played in three AFL and six AFC Championship Games with Raiders, plus Super Bowls II and XI...Set Super Bowl record with 75-yard interception return for touchdown against Minnesota in Super Bowl XI...Had two other postseason interception returns for touchdowns — against Miami in 1970 and Pittsburgh in 1973...Intercepted at least one pass for a




then-NFL record 16 straight seasons...Intercepted 54 passes in career, with 472 return yards, two touchdowns in league play...Tied NFL record with four interceptions against N.Y. Jets on Nov. 15, 1964...Played in 205 games...MVP in 1965 AFL All-Star Game...Winner of 1968 Gorman Award as "Player Who Best Exemplifies the Pride and Spirit of the Oakland Raiders"... Raiders defensive captain for 10 years...Selected to AFL-NFL 25-year All-Star Team...Chosen to the Hall of Fame in first year of eligibility...Originally signed as free agent by Houston Oilers, played four seasons with Denver Broncos...Served as Raiders defensive backfield coach from 1979-88...Head football coach at Long Beach State in 1991 and at L.A. Jordan High School in 1994...Inducted to Louisiana Sports Hall of Fame in 1992 and into Mississippi Sports Hall of Fame in 1994...Rejoined Raiders in 1995 as director of squad development and returned to on-field coaching, tutoring Raider cornerbacks until retiring as a position coach...Still serves the Silver and Black in a squad development capacity.

GENE UPSHAW

G TEXAS A&I 15 YEARS
JOINED RAIDERS: 1ST ROUND DRAFT CHOICE, 1967


Inducted into Pro Football Hall of Fame on Aug. 8, 1987...All-Pro or All-Conference eight times, played in six Pro Bowls and one AFL All-Star Game...Games played (217) is second-most in team history...Missed only one league game in career...207 consecutive league games and starts are both second on Raider list...First player in NFL history to participate in Super Bowls in three different decades (after 1967, 1976 and 1980 seasons)...Holds Raider all-time record with 24 playoff game starts...Offensive team captain for nine years (1973-81)...Only second guard inducted into Pro Football Hall of Fame... During 15-year active pro career, the Raiders made 11 playoff appearances, won eight division titles, one AFL Championship, two AFC titles and two World Championships of Professional Football...Named to AFL-NFL 25-year All-Star, NFL 75th Anniversary All-Time and All-Monday Night Teams...Chosen to the Hall of Fame in first year of eligibility...Served as executive director of NFL Players Association from 1983 until his passing in 2008.



FRED BILETNIKOFF

WR FLORIDA STATE 14 YEARS
JOINED RAIDERS: 2ND ROUND DRAFT CHOICE, 1965


Inducted into Pro Football Hall of Fame on July 30, 1988...No. 2 all-time in history of Silver and Black with 589 career catches...Ranked fourth on the NFL all-time receiving list at time of retirement...Also No. 2 among all-time Raiders in receiving yards (8,974) and receiving touchdowns (76)...Also caught 70 passes for 1,167 yards and 10 touchdowns in postseason games, ranking second on all-time NFL list upon retirement...Played in three AFL title games, five AFC Championships and Super Bowls II and XI...MVP of Super Bowl XI with four catches for 79 yards...Held NFL record of 10 straight seasons with 40 or more receptions (1967-76)...Raiders leading receiver for six consecutive seasons (1968-73)...Led NFL in receiving with 61 catches in 1971, then led AFC in 1972 with 58...All-AFL in 1969, All-AFC in 1970, 1972 and 1973...Played in two AFL All-Star Games and four Pro Bowls...Played in 190 games in 14 seasons...Had 21, 100-yard receiving games...Had four, 100-yard receiving games in playoffs...Never played in a losing season with the Raiders...Originally selected in the second round of the 1965 AFL Draft after record-setting collegiate career at Florida State...Named to Walter Camp All-Century Team...Rejoined Raiders as wide receivers coach in 1989...Award in his name goes to nation's top collegiate wide receiver...Was Raiders wide receivers coach from 1989-94, handled quality control from 1995-96 and returned to coach receivers in 1997 until retiring from coaching following the 2006 season.



ART SHELL

T MARYLAND-EASTERN SHORE 15 YEARS
JOINED RAIDERS: 3RD ROUND DRAFT CHOICE, 1968


Inducted into Pro Football Hall of Fame on Aug. 5, 1989...All-American Football Conference selection six straight years from 1973-78...All-Pro in 1973, 1974 and 1977...Played in 207 league games, fourth-highest in history of Silver and Black...Selected to play in eight Pro Bowls, second-most of any Raider player, during career which spanned three decades...Played in 23 postseason contests, including eight AFL-AFC Championships and Raider victories in Super Bowls XI and XV...Credited with near-perfect performance in Raiders Super Bowl XI victory over Minnesota, limiting Vikings highly regarded defensive end Jim Marshall to no tackles, sacks or assists during 32-14 win...Played in first 156 games before missing five games due to preseason injury...Launched another streak of 51 straight games...Named to NFL All-Monday Night Team...Originally selected in third round of the 1968 AFL Draft after stellar career as a two-way lineman at Maryland-Eastern Shore...Raiders offensive line coach after retiring as a player in 1982 until 1988, when he became head coach of the Silver and Black...Served as head coach of the Raiders until 1994 and re-joined the Silver and Black as head coach in 2006...Also served as an NFL assistant coach with Kansas City and Atlanta and was the NFL's senior vice president for football operations and development.



TED HENDRICKS

LB MIAMI (FLA.) 15 YEARS
JOINED RAIDERS: FREE AGENT, 1975

Inducted into Pro Football Hall of Fame on Aug. 4, 1990...Played in every game during his 15 NFL seasons, including nine with Silver and Black...Played in 131 consecutive league games with Raiders, 215 in career, most by any linebacker in NFL history...Member of all three Raider teams that won the World Championship of Professional Football (1976, 1980 and 1983)...Intercepted 26 passes for 332 yards and one touchdown while recovering 16 opponents fumbles...Shares NFL record for most safeties in pro career with four...Also shares postseason NFL record for most opponent's fumbles recovered in career with four...Scored three touchdowns in career — on a fumble recovery, interception return and return of blocked punt...Named All-AFC seven times, All-NFC once and played in eight AFC-NFC Pro Bowls...Second round pick in the 1969 Draft by Baltimore Colts...Was a member of Baltimore's Super Bowl V Championship team...Played for Colts before being traded to Green Bay in 1974, then joined Raiders as free agent in 1975...Three-time All-America linebacker/defensive end at the University of Miami...Named to the NFL 75th Anniversary All-Time team in 1994.



AL DAVIS

SCOUT, ASSISTANT COACH, HEAD COACH, LEAGUE COMMISSIONER, OWNER
JOINED RAIDERS: 1963

Inducted into Pro Football Hall of Fame on Aug. 1, 1992...Went from assistant coach of the Los Angeles, now San Diego Chargers, to head coach and general manager of the Raiders, to commissioner of the American Football League and to principal owner and chief executive officer of the Raiders, transforming the failing franchise into pro football's winningest team...In first season in Oakland, team went 10-4 in 1963 with Davis being named Coach of the Year by AP, UPI, Sports Illustrated, The Sporting News and his fellow coaches...Became the first sports figure ever honored by the Chamber of Commerce as Oakland's Young Man of the Year...In 1966, became commissioner of the AFL at 36 and was acclaimed nationally as the driv-




ing force who brought on the historic merger between the NFL and AFL...He played a vital role in the development of the game as a participant in the prestigious NFL Competition Committee and the NFL Owners Executive Committee...Has been chosen by a record nine Pro Football Hall of Fame inductees to present them at the Canton, Ohio ceremony — Lance Alworth, Jim Otto, George Blanda, Willie Brown, Gene Upshaw, Fred Biletnikoff, Art Shell, Ted Hendricks and John Madden...Became the first recipient of the NFL Players Association's Retired Players Award of Excellence "for his contributions to the men who played the game" in 1991...As a member of the Executive Committee of the NFL Management Council, Davis was a major factor in achieving a collective bargaining agreement with the players...Was offensive end coach of the Los Angeles Chargers from 1960-62, before being named Raiders head coach/general manager at age 33...He attended Wittenberg College and Syracuse, earning a degree in English while playing football, basketball and baseball in 1950...Named line coach at Adelphi College in New York...His innovative technical football articles, published in the leading coaching magazines, gained him wide acclaim...Went into the U.S. Army, being assigned as head football coach at Ft. Belvoir, Va....There he molded a national power service team and capped one season by defeating Maryland, national collegiate football champions, in a squad game...On the staff of the Baltimore Colts in 1954, at age 24, concentrating on player personnel...During 1955-56, served as line coach and chief recruiter at The Citadel...Then spent three years at USC as line coach and in 1959, was also defensive coordinator.

MIKE HAYNES

CB ARIZONA STATE 14 YEARS
JOINED RAIDERS: TRADE, NEW ENGLAND, 1983

Inducted into Pro Football Hall of Fame on July 26, 1997...Made nine Pro Bowl appearances in pro career...Credited with 46 career interceptions while playing with the Raiders and New England...Totaled 688 yards in interception returns and returned two interceptions for touchdowns in pro career...Tied for Raiders lead with three interceptions in 1988...Played in 43 consecutive games with Raiders before missing action in mid-season in 1986...Led league in return yards in 1984 with 220 yards on six interception returns, including single longest interception return of 97 yards at Miami...Had 13 career interceptions as a Raider...Joined Raiders in midseason 1983, played in final five league games plus three playoff wins...Had interception as Raiders downed Redskins in Super Bowl XVIII...Came to Raiders in trade with New England...Played out option with Patriots in 1982, completing seven seasons with New England...Made 58 consecutive starts with Patriots from 1976-79...Patriots top interceptor from 1976-78...New England's all-time punt return leader with 1,159 yards on 111 returns, a 10.4-yard average...Had two punt return touchdowns as a rookie in 1976, with runs of 89 and 62 yards...Also blocked and returned a field goal attempt for a 65-yard touchdown in 1980...Fifth player and first defensive back taken in 1976 Draft by New England...AFC Rookie of Year...All-Pro in 1978, 1982, 1984 and 1985 and All-Conference eight times...Named to NFL All-Time Team...All-America defensive back as junior and senior at Arizona State...Named MVP in 1976 Japan Bowl and 1973 Fiesta Bowl...Two-year letterman in track, winning conference long jump title one year and runner-up the other...Served as the NFL's vice president of player and employee development.



ERIC DICKERSON

RB SOUTHERN METHODIST 14 YEARS
JOINED RAIDERS: TRADE, INDIANAPOLIS, 1992


Inducted into Pro Football Hall of Fame on Aug. 7, 1999...Played 11 NFL seasons and made six Pro Bowl appearances in pro career...Began NFL career as first round pick, second selection overall, by L.A. Rams in 1983...Also played for Indianapolis Colts (1987-91), Raiders (1992) and Atlanta Falcons (1993)...Led Raiders in rushing in 1992 with 729 yards...Played 11 seasons, 146 games...All-America, one of the best college runners in NCAA history...Rushed for 4,450 yards in four seasons at SMU...Holds NFL rookie season records for most rushing attempts — 390; most yards rushing — 1,808; most touchdowns rushing — 18...Set NFL records for rushing yards in a season — 2,105; 100-yard rushing performances — 12; and combined yards from scrimmage — 2,244 in 1984...Retired from NFL ranked third in career rushing yardage — 13,259...Gained a playoff-record 248 yards rushing in 1985 NFC Divisional Playoff Game...In 1987, traded from Rams to Colts in blockbuster deal that also involved the Bills...Recorded a then-record seven consecutive seasons with 1,000 yards rushing...Named NFL Player of the Year, 1984; NFL Offensive Player of the Year, 1986...All-Pro 1983, 1984, 1986, 1987 and 1988...All-NFC 1983, 1984 and 1986...All-AFC 1987 and 1988...Born in Sealy, Texas.



HOWIE LONG

DE-DT VILLANOVA 13 YEARS
JOINED RAIDERS: 2ND ROUND DRAFT CHOICE, 1981


Inducted into Pro Football Hall of Fame on July 29, 2000...Played 13 NFL seasons, all with the Raiders, and made eight Pro Bowl appearances in pro career...Moved into starting role with the Raiders beginning in the fifth game of the strike-shortened 1982 season...Just the second Raider defensive lineman to make a Pro Bowl...First or second team All-Pro choice in 1983, 1984, 1985, 1986 and 1989...Was also named All-AFC four times...In 1985, posted 10 sacks, with at least one in eight games and was selected as Raider Lineman's Club Defensive Lineman of the Year by his teammates...Although he missed much of the 1988 season due to injury, he still managed to record three sacks and intercept the first pass of his career, which he returned 73 yards in a game against Houston...Member of the NFL's All-Decade Team of the 1980s, recorded 84 career sacks, not including 7.5 sacks in 1981 before the sack was an official NFL stat...Raiders second round pick in 1981 NFL Draft and the 48th player selected overall...Four-year letterman at Villanova and MVP in the 1980 Blue-Gray Game...Has served as a studio host for NFL pregame show on FOX.



RONNIE LOTT

DB SOUTHERN CALIFORNIA 14 YEARS
JOINED RAIDERS: FREE AGENT, 1991

Inducted into Pro Football Hall of Fame on July 29, 2000...Played 14 NFL seasons — including two with the Raiders — and made 10 Pro Bowl appearances in pro career at three positions — cornerback, free safety and strong safety...Named All-Pro eight times, All-NFC six times and All-AFC once, selected to play in 10 Pro Bowls and was named to the NFL's 75th Anniversary Team...In his first NFL season, led a young secondary that helped the 49ers win Super Bowl XVI...Became the second rookie in NFL history to return three interceptions for touchdowns and finished second to Lawrence Taylor for Rookie of the Year honors...Used at both left and right cornerback positions and as a free and strong safety during his 14-year career...In 1986, played 14 games at the free safety position before an injury sidelined him for the final two games of the season...Still led the league with a career-most




10 interceptions, recorded 77 tackles, three forced fumbles and two sacks...During his career with the 49ers (1981-90), Los Angeles Raiders (1991-92) and the New York Jets (1993-94), recorded 63 career interceptions and twice led the league...Surpassed the 1,000-career tackle mark in 1993 and had five seasons of at least 100 tackles...In his 10 seasons with the 49ers, San Francisco won eight NFC Western Division titles and four Super Bowls...In 20 playoff contests (all starts), he recorded nine interceptions, 89 tackles, one forced fumble, one fumble recovery and two touchdowns...San Francisco 49ers first round draft pick and the eighth player chosen overall in the 1981 NFL Draft following All-American college career at Southern California.

DAVE CASPER

TE NOTRE DAME 11 YEARS

JOINED RAIDERS: 2ND ROUND DRAFT CHOICE, 1974

Inducted into Pro Football Hall of Fame on Aug. 3, 2002...Played 11 seasons in the NFL, seven-and-a-half with the Raiders...During that time, named All-Pro and All-AFC four times and was selected to play in four Pro Bowls...Traded to the Houston Oilers for a first round and two second round draft picks midway through 1980 season, finished the season with 56 receptions and was named to his fifth Pro Bowl... In 1984, after a brief stint with the Minnesota Vikings, returned to the Raiders, finishing his career with 378 receptions for 5,216 yards and 52 touchdowns...Outstanding play contributed to Raiders success and a 32-14 victory over Vikings in Super Bowl XI...Outstanding blocker as well as receiver... Caught the game-winning 10-yard touchdown pass in 1977 double-overtime AFC playoff game...His infamous "Ghost to the Post," in reference to his 42-yard reception, set up the tying field goal at the end of regulation...All-America as an offensive tackle in 1972 and an All-America tight end in 1973 at Notre Dame...Second round pick by the Raiders in the 1974 NFL Draft.




MARCUS ALLEN

RB SOUTHERN CALIFORNIA 16 YEARS

JOINED RAIDERS: 1ST ROUND DRAFT CHOICE, 1982

Inducted into Pro Football Hall of Fame on Aug. 3, 2003...The 10th player selected in the 1982 NFL Draft...Played 16 NFL seasons, including 11 with the Los Angeles Raiders...Gained 12,243 yards rushing, 5,411 yards receiving and scored 145 touchdowns...1981 Heisman Trophy winner while at Southern California and NFL Rookie of the Year in 1982...During his 11 seasons with the Raiders, named to the Pro Bowl five times and added a sixth appearance in 1994 as a member of the Kansas City Chiefs...Was the Raiders leading rusher seven consecutive years...Led the Raiders in receptions with 51 in 1987...Named MVP in Super Bowl XVIII when the Raiders defeated the Washington Redskins 38-9 after rushing for 191 yards and scoring two touchdowns, one a then-Super Bowl record 74-yarder...In 1985, named NFL MVP after leading the league with 1,759 rushing yards on 380 carries for a 4.6 yards per carry average and 11 touchdowns...Also caught 67 passes for 555 yards and scored an additional three touchdowns...In 1995, made NFL history when he became the first player in league history to rush for more than 10,000 yards and catch passes for 5,000 more...Completed 12 of 27 passes for 282 yards and six touchdowns during his career...In 15 career playoff games, carried the ball 267 times for 1,347 yards and 11 touchdowns, averaging 5.0 yards per carry...Also added 52 catches for 522 yards and two receiving touchdowns... At the time of his retirement following the 1997 season, held the single-season record for most rushing and receiving yards combined (2,314), second in consecutive 100-yard games and was third in career-combined yardage.



JAMES LOFTON


WR

STANFORD

16 YEARS

JOINED RAIDERS: TRADE, GREEN BAY, 1987

Inducted into Pro Football Hall of Fame on Aug. 3, 2003...Traded to the Raiders in 1987 and played two seasons for the Silver and Black...Later spent four seasons with the Buffalo Bills and also played for the L.A. Rams and Philadelphia Eagles in final NFL season...Entered NFL as No. 1 draft pick of Green Bay in 1978 and spent eight seasons with Packers...In 16 seasons, caught 764 passes for 14,004 yards — an 18.3-yard average per catch...Recorded more than 50 catches in a season nine times...His 14,004 career reception yardage mark was an NFL-best at the time of his retirement, while his 43 games with 100 or more yards receiving ranked third...First NFL player to score a touchdown in 1970s, 1980s and 1990s...Named All-Pro four times, All-NFC three times and selected to play in eight Pro Bowls...In 1991, at age 35, became the oldest player in league history to record 1,000 receiving yards in a season and recorded a career-best 220 receiving yards in a game against the Cincinnati Bengals...In 13 playoff game appearances, caught 41 passes for 759 yards and eight touchdowns, including a seven-reception game in Super Bowl XXVI...In three of those playoff games, recorded 100-yard plus performances...Won NCAA long jump title as a senior at Stanford...Coached Raiders wide receivers in 2008 after serving in same capacity for San Diego.



BOB BROWN

T

NEBRASKA

10 YEARS

JOINED RAIDERS: TRADE, L.A. RAMS, 1971

Inducted into Pro Football Hall of Fame on Aug. 8, 2004...Played 10 pro seasons, his final three with the Raiders...First round draft pick (second overall) in the 1964 Draft by the Philadelphia Eagles...Named first team All-NFL seven times...Earned NFL/NFC Offensive Lineman of the Year honors three times...Elected to six Pro Bowls — three with Eagles, two with Rams and one with Raiders...Named to the NFL's All-Decade Team of the 1960s...All-NFL seven of his 10 seasons with the Philadelphia Eagles (1964-68), L.A. Rams (1969-70) and Oakland Raiders (1971-73)...Two of the three years he did not make the All-NFL team, he was named second team All-NFL...In 1969, after five consecutive all-league seasons with the Eagles, was traded to Los Angeles and that year the Rams offensive line set an NFL record for protecting the passer...Voted college football's Lineman of the Year in 1963 by the Washington, D.C. Touchdown Club...All-America guard at Nebraska, was also drafted in the first round in 1964 by the Denver Broncos of the then-rival American Football League.



JOHN MADDEN

HEAD COACH/ASSISTANT COACH

CAL POLY

JOINED RAIDERS: 1967

Inducted into Pro Football Hall of Fame on Aug. 5, 2006...Assistant coach with Allan Hancock College, 1960-61; head coach with Allan Hancock College, 1962-63; assistant coach with San Diego State, 1964-66; assistant coach with The Oakland Raiders, 1967-68; head coach with the Raiders, 1969-78...Regular season record: 103-32-7...Postseason record: 9-7...Overall record: 112-39-7...His .759 winning percentage during regular season ranks highest among coaches with 100 career victories...One of the youngest head coaches in history when Raiders hired him in 1969 at age 32...AFL Coach of the Year, 1969...Under Madden, Oakland never suffered losing record...Led Raiders to Super Bowl XI...Team won 17 straight games between 1976-77 seasons, one short of NFL record at the time...A leading pro football analyst for NBC after also holding the same position for ABC's "Monday Night Football," Fox and CBS...Retired from broadcasting following the 2008 season.



ROD WOODSON

DB PURDUE 17 YEARS
JOINED RAIDERS: FREE AGENT, 2002

Inducted into Pro Football Hall of Fame on Aug. 8, 2009...Finished career with the Raiders from 2002-03, leading Oakland to the AFC title and appearance in Super Bowl XXXVII...Played in 238 games with 229 starts in 17 seasons with Pittsburgh, San Francisco, Baltimore and Oakland...Had 71 interceptions for an NFL-record 1,483 career return yards...Also collected 2,362 yards on punt returns...Scored 17 career touchdowns...Holds NFL record with 12 interception returns for touchdowns...A six-time first team All-Pro choice (1989, 1990, 1992, 1993, 1994 and 2002)...One of five active players named to the NFL's 75th Anniversary Team in 1994...Named to the NFL All-Decade Team for the 1990s...Named NFL Defensive Player of the Year in 1993...Earned All-Pro honors as a cornerback, kick returner and safety...Selected to play in 11 Pro Bowls...Played in three Super Bowls with three different teams, including Super Bowl XXX with the Steelers, Super Bowl XXXV with the Ravens and Super Bowl XXXVII with the Raiders...An All-American cornerback at Purdue...The 10th overall pick by the Pittsburgh Steelers in the 1987 NFL Draft...Returned to Raiders as an assistant coach in 2011, tutoring defensive backs.



JERRY RICE

WR MISSISSIPPI VALLEY STATE 20 YEARS
JOINED RAIDERS: FREE AGENT, 2001

Inducted into Pro Football Hall of Fame on Aug. 7, 2010...Played 20 NFL seasons, including four with the Oakland Raiders...Retired from professional football holding nearly every NFL career receiving record...Selected to play in 13 Pro Bowls...Named first team All-Pro 10 times...Played with the Raiders from 2001-04, helping lead Oakland to two playoff berths, an AFC title and an appearance in Super Bowl XXXVII...Played in 303 games with 284 starts in 20 seasons with San Francisco, Oakland and Seattle...Owner of 38 NFL career records at the time of his retirement...Set the all-time record for receptions (1,549), receiving yards (22,895), touchdown receptions (197), yards from scrimmage (23,540), all-purpose yards (23,546), combined rushing and receiving touchdowns (207) and total touchdowns (208)...Set single-season NFL records in receiving yards (1,848) and touchdown receptions (22)...Also set NFL marks with at least 50 receptions in 17 seasons, 1,000 receiving yards in 14 seasons, 76 games with at least 100 receiving yards, 13 consecutive games with at least one touchdown reception and 274 consecutive games with a reception...Played on three Super Bowl-winning teams as a member of the San Francisco 49ers...Named MVP of Super Bowl XXIII...Established career Super Bowl records in receptions (33), receiving yards (589), all-purpose yards (604) and touchdown receptions (eight)...Also set single-game Super Bowl records in receptions (11), receiving yards (215) and touchdowns (three, twice)...Played in an NFL-record 29 playoff games with the 49ers, Raiders and Seahawks...Set NFL postseason records in receptions (151), receiving touchdowns (22), receiving yards (2,245), eight games with at least 100 receiving yards and 28 consecutive playoff games with at least one reception...Named AP Offensive Player of the Year in 1987 and 1993...Tabbed for PFWA MVP honors in 1987...The MVP of the 1995 Pro Bowl...Garnered 1985 UPI NFC Rookie of the Year honors...Named to the NFL All-Decade Team for both the 1980s and 1990s...One of five active players to be named to the NFL's 75th Anniversary Team in 1994...An All-American receiver at Mississippi Valley State...The 16th overall pick by the San Francisco 49ers in the 1985 NFL Draft.



RAIDERS ALL-LEAGUE PERFORMERS

1960—Center Jim Otto

1961—Center Jim Otto

1962—Center Jim Otto, defensive back Fred Williamson.

1963—Center Jim Otto, wide receiver Art Powell, running back Clem Daniels, defensive back Fred Williamson.

1964—Center Jim Otto, wide receiver Art Powell.

1965—Center Jim Otto, wide receiver Art Powell, defensive back Dave Grayson.

1966—Center Jim Otto, guard Wayne Hawkins, defensive back Kent McCloughan.

1967—Center Jim Otto, guard Gene Upshaw, tackle Harry Schuh, tight end Billy Cannon, quarterback Daryle Lamonica, running back Hewritt Dixon, defensive end Ben Davidson, defensive tackle Tom Keating, linebacker Dan Conners, defensive back Kent McCloughan.

1968—Center Jim Otto, guard Gene Upshaw, running back Hewritt Dixon, defensive tackle Dan Birdwell, linebacker Dan Conners, defensive backs Willie Brown, Dave Grayson.

1969—Center Jim Otto, guard Gene Upshaw, tackle Harry Schuh, wide receivers Fred Biletnikoff, Warren Wells, quarterback Daryle Lamonica, defensive backs Willie Brown, Dave Grayson, linebacker Dan Conners, defensive tackle Tom Keating.

1970—ALL PRO: Center Jim Otto, guard Gene Upshaw, cornerback Willie Brown, wide receiver Fred Biletnikoff. **ALL CONFERENCE:** Otto, Upshaw, Brown, Biletnikoff, quarterback Daryle Lamonica, running back Hewritt Dixon, wide receiver Warren Wells, defensive tackle Tom Keating, tackle Harry Schuh.

1971—ALL PRO: Center Jim Otto, cornerback Willie Brown, tackle Bob Brown. **ALL CONFERENCE:** Otto, W. Brown, B. Brown, tight end Raymond Chester, guard Gene Upshaw, kick return specialist Clarence Davis.

1972—ALL PRO: Wide receiver Fred Biletnikoff, tackle Bob Brown, guard Gene Upshaw, cornerback Willie Brown. **ALL CONFERENCE:** Biletnikoff, B. Brown, Upshaw, W. Brown, center Jim Otto, tight end Raymond Chester.

1973 —ALL PRO: Tackle Art Shell, cornerback Willie Brown, punter Ray Guy. **ALL CONFERENCE:** Shell, W. Brown, Guy, wide receiver Fred Biletnikoff, quarterback Ken Stabler.

1974—ALL PRO: Wide receiver Cliff Branch, tackle Art Shell, guard Gene Upshaw, quarterback Ken Stabler, punter Ray Guy. **ALL CONFERENCE:** Branch, Shell, Upshaw, Stabler, Guy, defensive tackle Otis Sistrunk, linebacker Phil Villapiano, safety Jack Tatum.

1975—ALL PRO: Wide receiver Cliff Branch, punter Ray Guy. **ALL CONFERENCE:** Branch, Guy, tackle Art Shell, linebacker Phil Villapiano, safety Jack Tatum.

1976—ALL PRO: Wide receiver Cliff Branch, tight end Dave Casper, punter Ray Guy. **ALL CONFERENCE:** Branch, Casper, Guy, linebacker Ted Hendricks, tackle Art Shell.

1977—ALL PRO: Wide receiver Cliff Branch, tight end Dave Casper, punter Ray Guy, tackle Art Shell, guard Gene Upshaw. **ALL CONFERENCE:** Casper, Branch, Guy, Shell, Upshaw, kicker Errol Mann, safety Jack Tatum.

1978—ALL PRO: Tight end Dave Casper, punter Ray Guy. **ALL CONFERENCE:** Casper, Guy, tackle Art Shell.

1979—ALL PRO: Tight ends Dave Casper, Ray Chester. **ALL CONFERENCE:** Casper, Chester.

1980—ALL PRO: Cornerback Lester Hayes, linebacker Ted Hendricks. **ALL CONFERENCE:** Hayes, Hendricks, punter Ray Guy.

1981—ALL PRO: Cornerback Lester Hayes. **ALL CONFERENCE:** Hayes, linebackers Ted Hendricks and Rod Martin.

1982—ALL PRO: Running back Marcus Allen, cornerback Lester Hayes, linebacker Ted Hendricks, linebacker Rod Martin. **ALL CONFERENCE:** Allen, Hayes, Hendricks, Martin.

1983—ALL PRO: Tight end Todd Christensen, defensive end Howie Long, linebacker Rod Martin. **ALL CONFERENCE:** Christensen, Long, Martin, cornerback Lester Hayes.

1984—ALL PRO: Tight end Todd Christensen, defensive end Howie Long, linebacker Rod Martin, cornerbacks Mike Haynes and Lester Hayes. **ALL CONFERENCE:** Long, Martin, Haynes, running back Marcus Allen, tackle Henry Lawrence.

1985—ALL PRO: Running back Marcus Allen, tight end Todd Christensen, defensive end Howie Long, cornerback Mike Haynes. **ALL CONFERENCE:** Allen, Christensen, Long, Haynes, linebacker Matt Millen.

1986—ALL PRO: Tight end Todd Christensen, middle guard Bill Pickel, defensive end Howie Long. **ALL CONFERENCE:** Christensen, Pickel, Long, safety Vann McElroy.

1987—ALL CONFERENCE: Tight end Todd Christensen, safety Vann McElroy.

1988—ALL PRO: Kick returner Tim Brown. **ALL CONFERENCE:** Defensive end Greg Townsend.

1989—ALL CONFERENCE: Running back Bo Jackson, defensive end Greg Townsend.

1990—ALL PRO: Guard Steve Wisniewski, defensive end Greg Townsend. **ALL CONFERENCE:** Townsend, Wisniewski.

1991—ALL PRO: Punter Jeff Gossett, kicker Jeff Jaeger, safety Ronnie Lott, guard Steve Wisniewski, defensive end Greg Townsend, center Don Mosebar, kick returner Tim Brown. **ALL CONFERENCE:** Brown, Jaeger, Lott, Townsend, Wisniewski.

1992—ALL PRO: Guard Steve Wisniewski, cornerback Terry McDaniel. **ALL CONFERENCE:** McDaniel, Wisniewski.

1993—ALL PRO: Guard Steve Wisniewski, defensive end Anthony Smith, kick returner Raghib Ismail. **ALL CONFERENCE:** Cornerback Terry McDaniel, Wisniewski, Ismail, wide receiver Tim Brown, defensive end Howie Long.

1994—ALL PRO: Cornerback Terry McDaniel, defensive tackle Chester McGlockton, guard Steve Wisniewski. **ALL CONFERENCE:** Wide receiver Tim Brown, McDaniel, McGlockton, Wisniewski.

1995—ALL PRO: Cornerback Terry McDaniel, defensive tackle Chester McGlockton, guard Steve Wisniewski. **ALL CONFERENCE:** Wide receiver Tim Brown, McDaniel, McGlockton, defensive end Pat Swilling, Wisniewski.

1996—ALL PRO: Cornerback Terry McDaniel, defensive tackle Chester McGlockton, guard Steve Wisniewski. **ALL CONFERENCE:** Wide receiver Tim Brown, McGlockton, Wisniewski.

1997—ALL PRO: Wide receiver Tim Brown; defensive tackle Chester McGlockton, guard Steve Wisniewski. **ALL CONFERENCE:** Brown, McGlockton, Wisniewski.

1998—ALL PRO: Defensive tackle Darrell Russell. **ALL CONFERENCE:** Russell.

1999—ALL PRO: Defensive tackle Darrell Russell, cornerback Charles Woodson. **ALL CONFERENCE:** Russell, Woodson, center Barret Robbins, wide receiver Tim Brown, linebacker Greg Biekert.

2000—ALL PRO: Quarterback Rich Gannon, punter Shane Lechler, guard Steve Wisniewski, cornerback Charles Woodson, linebacker William Thomas, tackle Lincoln Kennedy. **ALL CONFERENCE:** Gannon, Wisniewski, Woodson.

2001—ALL PRO: Quarterback Rich Gannon, tackle Lincoln Kennedy, punter Shane Lechler, cornerback Charles Woodson. **ALL CONFERENCE:** Gannon, Lechler, Woodson.

2002 — ALL PRO: Defensive tackle Rod Coleman, quarterback Rich Gannon, tackle Lincoln Kennedy, defensive tackle John Parrella, wide receiver Jerry Rice, center Barret Robbins, safety Rod Woodson. **ALL CONFERENCE:** Gannon, Kennedy, Woodson.

2003 — ALL PRO: Punter Shane Lechler.

2004 — ALL PRO: Punter Shane Lechler.

2005 — ALL PRO: Defensive end Derrick Burgess. **ALL CONFERENCE:** Burgess.

2006 — ALL PRO: Cornerback Nnamdi Asomugha.

2007 — ALL PRO: Punter Shane Lechler. **ALL CONFERENCE:** Lechler.

2008 — ALL PRO: Cornerback Nnamdi Asomugha, punter Shane Lechler, punt returner Johnnie Lee Higgins. **ALL CONFERENCE:** Asomugha, Lechler, Higgins.

2009 — ALL PRO: Cornerback Nnamdi Asomugha, kicker Sebastian Janikowski, punter Shane Lechler. **ALL CONFERENCE:** Asomugha, Lechler.

2010 — ALL PRO: Cornerback Nnamdi Asomugha, safety Michael Huff, punter Shane Lechler. **ALL CONFERENCE:** Asomugha, Lechler.

RAIDERS IN THE PRO BOWL

| | | | |
|--------------------|-------|---|--------------------------------|
| Marcus Allen | RB | 5 | (1982,84,85,86*,87) |
| Nnamdi Asomugha | CB | 4 | (2006*,08,09,10) |
| Fred Biletnikoff | WR | 4 | (1970,71,73,74) |
| Cliff Branch | WR | 4 | (1974,75,76,77) |
| Bob Brown | T | 1 | (1971*) |
| Tim Brown | WR/KR | 9 | (1988,91,93,94,95,96,97,99,01) |
| Willie Brown | CB | 4 | (1970,71,72,73) |
| Derrick Burgess | DE | 2 | (2005, 06) |
| Dave Casper | TE | 4 | (1976,77,78,79) |
| Raymond Chester | TE | 4 | (1970,71,72,79) |
| Todd Christensen | TE | 5 | (1983,84,85,86,87) |
| Jon Condo | LS | 1 | (2009) |
| Dave Dalby | C | 1 | (1977) |
| Hewritt Dixon | RB | 1 | (1970) |
| Rich Gannon | QB | 4 | (1999,00,01,02) |
| Kevin Gogan | G | 1 | (1994) |
| Jeff Gossett | P | 1 | (1991) |
| Ray Guy | P | 7 | (1973,74,75,76,77,78,80) |
| Lester Hayes | CB | 5 | (1980,81,82,83,84) |
| Mike Haynes | CB | 3 | (1984,85,86) |
| Ted Hendricks | LB | 4 | (1980,81,82,83) |
| Ethan Horton | TE | 1 | (1991) |
| Jeff Hostetler | QB | 1 | (1994) |
| Marv Hubbard | RB | 3 | (1971,72,73) |
| Bo Jackson | RB | 1 | (1990*) |
| Jeff Jaeger | K | 1 | (1991) |
| Lincoln Kennedy | T | 3 | (2000,01,02) |
| Kenny King | RB | 1 | (1980*) |
| Daryle Lamonica | QB | 2 | (1970,72) |
| Henry Lawrence | T | 2 | (1983,84) |
| Shane Lechler | P | 6 | (2001,04,07,08,09,10) |
| Howie Long | DE | 8 | (1983,84,85,86,87,89,92,93) |
| Ronnie Lott | S | 1 | (1991) |
| Rod Martin | B | 2 | (1983,84) |
| Terry McDaniel | CB | 5 | (1992,93,94,95,96) |
| Vann McElroy | S | 2 | (1983,84) |
| Chester McGlockton | DT | 4 | (1994,95,96,97) |
| Matt Millen | LB | 1 | (1988) |
| Zach Miller | TE | 1 | (2010) |
| Max Montoya | G | 1 | (1993) |
| Don Mosebar | C | 3 | (1986,90,91) |
| Jim Otto | C | 3 | (1970,71,72) |
| Greg Pruitt | KR | 1 | (1983) |
| Jerry Rice | WR | 1 | (2002) |
| Barret Robbins | C | 1 | (2002*) |
| Darrell Russell | DT | 2 | (1998,99) |
| Harry Schuh | T | 1 | (1970) |
| Richard Seymour | DT | 1 | (2010*) |
| Art Shell | T | 8 | (1972,73,74,75,76,77,78,80) |
| Otis Sistrunk | DT | 1 | (1974) |
| Ken Stabler | QB | 4 | (1973,74,76*,77) |
| Jack Tatum | S | 3 | (1973,74,75*) |
| Greg Townsend | DE | 2 | (1990,91) |
| Gene Upshaw | G | 6 | (1972,73,74,75,76,77) |
| Mark van Eeghen | RB | 1 | (1977) |
| Phil Villapiano | LB | 4 | (1973,74,75,76) |
| Warren Wells | WR | 1 | (1970) |
| Steve Wisniewski | G | 8 | (1990,91,92*,93,94*,95,97,00) |
| Charles Woodson | CB | 4 | (1998,99,00,01) |
| Rod Woodson | S | 1 | (2002) |

* — Selected but did not play

COACH OF THE YEAR

Another tribute to the unparalleled success of the Raider organization is the selection of five head coaches as "Coach of the Year."

| | |
|--------------------------|-------------|
| Al Davis | 1963 |
| John Rauch | 1967 |
| John Madden | 1969 |
| Tom Flores | 1982 |
| Art Shell | 1990 |

RAIDERS IN AFL ALL-STAR GAME

| | | | |
|------------------|------|---|--------------------------------|
| George Atkinson | CB | 2 | (1968,69) |
| Fred Biletnikoff | WR | 2 | (1967,69) |
| Dan Birdwell | DT | 1 | (1968) |
| George Blanda | K | 1 | (1967) |
| Willie Brown | CB | 3 | (1967,68,69) |
| Billy Cannon | TE | 1 | (1969) |
| Dan Conners | LB | 3 | (1966,67,68) |
| Dave Costa | DT | 1 | (1963) |
| Clem Daniels | RB | 4 | (1963,64,65,66) |
| Ben Davidson | DE | 3 | (1966,67,68) |
| Cotton Davidson | QB | 1 | (1963) |
| Hewritt Dixon | RB | 3 | (1966,67,68) |
| Tom Flores | QB | 1 | (1966) |
| Dave Grayson | CB-S | 3 | (1965,66,69) |
| Wayne Hawkins | G | 5 | (1963,64,65,66,67) |
| Tom Keating | DT | 2 | (1966,67) |
| Daryle Lamonica | QB | 2 | (1967,69*) |
| Isaac Lassiter | DE | 1 | (1966) |
| Archie Matsos | LB | 1 | (1963) |
| Kent McCloughan | CB | 2 | (1966,67*) |
| Alan Miller | RB | 1 | (1961) |
| Gus Otto | LB | 1 | (1969) |
| Jim Otto | C | 9 | (1961,62,63,64,65,66,67,68,69) |
| Art Powell | WR | 4 | (1963,64,65,66) |
| Harry Schuh | T | 2 | (1967,69) |
| Gene Upshaw | G | 1 | (1968) |
| Warren Wells | WR | 1 | (1968) |
| Fred Williamson | CB | 3 | (1961,62,63) |
| Nemiah Wilson | CB | 1 | (1967) |

* — Selected but did not play

INDIVIDUAL SUPER BOWL RECORDS HELD BY RAIDERS

MOST INTERCEPTIONS (GAME)

3 Rod Martin (XV)

MOST PASS INTERCEPTIONS (CAREER)

*3 Rod Martin (XV, XVIII)

LOWEST INTERCEPTION PERCENTAGE (CAREER)

* 0.00 Jim Plunkett (XV, XVIII)

HIGHEST AVERAGE GAIN (CAREER)

9.6 Marcus Allen (XVIII)

* Shares record

RAIDERS POSTSEASON RESULTS

WON 25, LOST 18

| | | | | |
|----------|---|-------|---|-----------|
| 12/31/67 | W | 40-7 | HOUSTON (AFL Championship)..... | (53,330) |
| 1/14/68 | L | 14-33 | GREEN BAY (SB II in Miami)..... | (75,546) |
| 12/22/68 | W | 41-6 | KANSAS CITY (AFL Playoff)..... | (53,357) |
| 12/29/68 | L | 23-27 | at N.Y. Jets (AFL Championship)..... | (62,627) |
| 12/21/69 | W | 56-7 | HOUSTON (AFL Playoff)..... | (53,539) |
| 1/4/70 | L | 7-17 | KANSAS CITY (AFL Championship)..... | (54,544) |
| 12/27/70 | W | 21-14 | MIAMI (AFC Playoff)..... | (54,401) |
| 1/3/71 | L | 17-27 | at Baltimore (AFC Championship)..... | (56,368) |
| 12/23/72 | L | 7-13 | at Pittsburgh (AFC Playoff)..... | (50,350) |
| 12/22/73 | W | 33-14 | PITTSBURGH (AFC Playoff)..... | (53,662) |
| 12/30/73 | L | 10-27 | at Miami (AFC Championship)..... | (80,047) |
| 12/21/74 | W | 28-26 | MIAMI (AFC Playoff)..... | (54,020) |
| 12/29/74 | L | 13-24 | PITTSBURGH (AFC Championship)..... | (54,004) |
| 12/28/75 | W | 31-28 | CINCINNATI (AFC Playoff)..... | (53,994) |
| 1/4/76 | L | 10-16 | at Pittsburgh (AFC Championship)..... | (49,103) |
| 12/18/76 | W | 24-21 | NEW ENGLAND (AFC Playoff)..... | (54,037) |
| 12/26/76 | W | 24-7 | PITTSBURGH (AFC Championship)..... | (53,821) |
| 1/9/77 | W | 32-14 | MINNESOTA (SB XI in Pasadena)..... | (103,424) |
| 12/24/77 | W | 37-31 | at Baltimore (OT) (AFC Playoff)..... | (60,763) |
| 1/1/78 | L | 17-20 | at Denver (AFC Championship)..... | (75,044) |
| 12/28/80 | W | 27-7 | HOUSTON (AFC Wild Card Playoff)..... | (54,539) |
| 1/4/81 | W | 14-12 | at Cleveland (AFC Playoff)..... | (79,473) |
| 1/11/81 | W | 34-27 | at San Diego (AFC Championship)..... | (52,675) |
| 1/25/81 | W | 27-10 | PHILADELPHIA (SB XV in New Orleans)..... | (75,500) |
| 1/8/83 | W | 27-10 | CLEVELAND (AFC Playoff, Round 1)..... | (57,246) |
| 1/15/83 | L | 14-17 | N.Y. JETS (AFC Playoff, Round 2)..... | (90,688) |
| 1/1/84 | W | 38-10 | PITTSBURGH (AFC Playoff)..... | (92,434) |
| 1/8/84 | W | 30-14 | SEATTLE (AFC Championship)..... | (92,335) |
| 1/22/84 | W | 38-9 | WASHINGTON (SB XVIII in Tampa)..... | (72,920) |
| 12/22/84 | L | 7-13 | at Seattle (AFC Wild Card Playoff)..... | (64,910) |
| 1/5/86 | L | 20-27 | NEW ENGLAND (AFC Playoff)..... | (89,289) |
| 1/13/91 | W | 20-10 | CINCINNATI (AFC Playoff)..... | (92,488) |
| 1/20/91 | L | 3-51 | at Buffalo (AFC Championship)..... | (80,632) |
| 12/28/91 | L | 6-10 | at Kansas City (AFC Wild Card Playoff)..... | (77,191) |
| 1/9/94 | W | 42-24 | DENVER (AFC Wild Card Playoff)..... | (67,800) |
| 1/15/94 | L | 23-29 | at Buffalo (AFC Playoff)..... | (80,290) |
| 1/6/01 | W | 27-0 | MIAMI (AFC Playoff)..... | (61,998) |
| 1/14/01 | L | 3-16 | BALTIMORE (AFC Championship)..... | (62,784) |
| 1/12/02 | W | 38-24 | N.Y. JETS (AFC Wild Card)..... | (61,503) |
| 1/19/02 | L | 13-16 | at New England (OT) (AFC Playoff)..... | (60,292) |
| 1/12/03 | W | 30-10 | N.Y. JETS (AFC Playoff)..... | (62,207) |
| 1/19/03 | W | 41-24 | TENNESSEE (AFC Championship)..... | (62,544) |
| 1/26/03 | L | 21-48 | TAMPA BAY (SB XXXVII in San Diego)..... | (67,603) |

RAIDERS POSTSEASON TEAM RECORDS

MOST POINTS SCORED

56 vs. Houston (12-21-69)

MOST POINTS, OPPONENT

51 at Buffalo (1-20-91)

MOST POINTS SCORED, QUARTER

28 vs. Houston (12-21-69)

MOST TOUCHDOWNS

8 vs. Houston (12-21-69)

MOST FIELD GOALS

4 vs. Houston (12-31-67)

4 vs. Pittsburgh (12-22-73)

MOST PLAYS

89 at Baltimore (OT) (12-24-77)

MOST TOTAL YARDS

510 vs. Cleveland (1-8-83)

MOST RUSHING ATTEMPTS

55 vs. Pittsburgh (12-22-73)

MOST YARDS RUSHING

266 vs. Minnesota (1-9-77)

MOST TOUCHDOWNS, RUSHING

4 vs. Pittsburgh (1-1-84)

MOST FIRST DOWNS, RUSHING

14 vs. Pittsburgh (12-22-73)

BEST RUSHING AVERAGE

7.0 vs. Washington (1-22-84)

MOST PASSING ATTEMPTS

47 at N.Y. Jets (12-29-68)

MOST PASS COMPLETIONS

29 vs. Tennessee (1-19-03)

MOST YARDS PASSING

393 at N.Y. Jets (12-29-68)

BEST PASSING PERCENTAGE

82.4 vs. Pittsburgh (12-22-73)

MOST TOUCHDOWNS PASSING

6 vs. Houston (12-21-69)

MOST PASSES HAD INTERCEPTED

6 at Buffalo (1-20-91)

MOST FIRST DOWNS PASSING

17 at Baltimore (OT) (12-24-77)

MOST PASSES INTERCEPTED

5 vs. Seattle (1-8-84)

5 vs. Tampa Bay (1-26-03)

MOST YARDS, INTERCEPTIONS

98 vs. Miami (1-6-01)

MOST FIRST DOWNS

28 at Baltimore (OT) (12-24-77)

MOST FIRST DOWNS, PENALTY

3 vs. Cincinnati (12-28-75)

3 at Baltimore (12-24-77)

3 at Denver (1-1-78)

3 vs. Miami (1-6-01)

3 vs. Tennessee (1-19-03)

MOST PENALTIES

14 vs. Houston (12-21-69)

14 vs. Tennessee (1-19-03)

MOST YARDS PENALIZED

127 vs. Tennessee (1-19-03)

MOST PUNTS

9 at New England (1-19-02)

9 vs. Houston (12-28-90)

9 at Cleveland (1-4-81)

MOST YARDS PUNTING

460 vs. Houston (12-28-80)

BEST PUNTING AVERAGE

56.0 at San Diego (1-11-81)

MOST YARDS PUNTING, OPPONENT

280 at New England (1-19-02)

MOST YARDS PASSING, OPPONENT

351 at San Diego (1-11-81)

MOST TOTAL YARDS, OPPONENT

434 at San Diego (1-11-81)

MOST TDS PASSING, OPPONENT

3 at N.Y. Jets (12-29-68)

3 vs. Denver (1-9-94)

MOST TDS RUSHING, OPPONENT

4 at Buffalo (1-20-91)

FEWEST POINTS SCORED, OPPONENT

0 vs. Miami (1-6-01)

FEWEST FIRST DOWNS, OPPONENT

10 vs. Miami (1-6-01)

FEWEST TOTAL YARDS, OPPONENT

146 vs. Houston (12-31-67)

FEWEST YARDS RUSHING, OPPONENT

28 vs. Houston (12-21-69)

FEWEST YARDS PASSING, OPPONENT

26 vs. Miami (12-30-73)

MOST PUNTS, OPPONENT

13 at Baltimore (OT) (12-24-77)

MOST SACKS

6 vs. Houston (12-21-69)

6 at Baltimore (OT) (12-24-77)

6 vs. Cleveland (1-8-83)

6 vs. Washington (1-22-84)

RAIDERS POSTSEASON INDIVIDUAL RECORDS

SERVICE

GAMES, CAREER

24 Gene Upshaw (1967-81)

23 Art Shell (1968-82)

23 Dave Dalby (1972-85)

22 Cliff Branch (1972-85)

22 Ray Guy (1973-86)

STARTS, CAREER

24 Gene Upshaw (1967-81)

18 Fred Biletnikoff (1965-78)

18 Cliff Branch (1972-85)

18 Art Shell (1968-82)

17 Dave Dalby (1972-85)

17 Ted Hendricks (1975-83)

SCORING

CAREER

MOST POINTS

99 George Blanda (1967-75)

42 PAT, 19 FG

78 Chris Bahr (1980-88)

33 PAT, 15 FG

MOST TOUCHDOWNS

10 Fred Biletnikoff (1965-78)

10 Marcus Allen (1982-92)

MOST EXTRA POINTS

42 George Blanda (1967-75)

33 Chris Bahr (1980-88)

MOST FIELD GOALS

19 George Blanda (1967-75)

15 Chris Bahr (1980-88)

MOST FIELD GOAL ATTEMPTS

33 George Blanda (1967-75)

19 Chris Bahr (1980-88)

GAME

MOST POINTS

18 Fred Biletnikoff

(12-22-68 vs. Kansas City)

18 Dave Casper

(12-24-77 at Baltimore (OT))

18 Napoleon McCallum

(1-9-94 vs. Denver)

MOST TOUCHDOWNS

3 Fred Biletnikoff

(12-22-68 vs. Kansas City)

3 Dave Casper

(12-24-77 at Baltimore (OT))

3 Napoleon McCallum

(1-9-94 vs. Denver)

MOST EXTRA POINTS

8 George Blanda

(12-21-69 vs. Houston)

5 George Blanda

(12-22-68 vs. Kansas City)

5 Chris Bahr

(1-1-84 vs. Pittsburgh)

5 Chris Bahr

(1-22-84 vs. Washington)

5 Sebastian Janikowski

(1-19-03 vs. Tennessee)

MOST FIELD GOALS

4 George Blanda

(12-31-67 vs. Houston)

4 George Blanda

(12-22-73 vs. Pittsburgh)

LONGEST FIELD GOAL

49 Jeff Jaeger

(1-13-91 vs. Cincinnati)

48 George Blanda

(1-3-71 at Baltimore)

47 Chris Bahr

(12-28-80 vs. Houston)

PASSING CAREER

MOST PASSES ATTEMPTED

- 325 Ken Stabler (1970-79)
- 272 Jim Plunkett (1978-86)
- 238 Daryle Lamonica (1967-74)

MOST PASSES COMPLETED

- 188 Ken Stabler (1970-79)
- 162 Jim Plunkett (1978-86)
- 136 Rich Gannon (1999-04)

MOST TOUCHDOWN PASSES

- 19 Ken Stabler (1970-79)
- 18 Daryle Lamonica (1967-74)
- 11 Jim Plunkett (1978-86)
- 11 Rich Gannon (1999-04)

MOST YARDS GAINED PASSING

- 2,398 Ken Stabler (1970-79)
- 2,293 Jim Plunkett (1978-86)
- 1,748 Daryle Lamonica (1967-74)

MOST INTERCEPTIONS

- 12 Jim Plunkett (1978-86)
- 11 Ken Stabler (1970-79)
- 8 Rich Gannon (1999-04)

BEST PERCENTAGE

(90+ ATTS.)

- 63.6 Rich Gannon (1999-04)
- 59.6 Jim Plunkett (1978-86)
- 57.8 Ken Stabler (1970-79)

GAME

MOST PASSES ATTEMPTED

- 47 Daryle Lamonica
(12-29-68 at N.Y. Jets)
- 44 Rich Gannon
(1-26-03 vs. Tampa Bay)

MOST PASSES COMPLETED

- 29 Rich Gannon
(1-19-03 vs. Tennessee)
- 24 Jim Plunkett
(1-8-83 vs. Cleveland)
- 24 Rich Gannon
(1-26-03 vs. Tampa Bay)
- 23 Rich Gannon
(1-12-02 vs. N.Y. Jets)

MOST TOUCHDOWN PASSES

- 6 Daryle Lamonica
(12-21-69 vs. Houston)
- 5 Daryle Lamonica
(12-22-68 vs. Kansas City)

BEST PERCENTAGE

- 82.4 Ken Stabler
(12-22-73 vs. Pittsburgh)
- 79.3 Rich Gannon
(1-12-02 vs. N.Y. Jets)
- 76.5 Daryle Lamonica
(12-21-69 vs. Houston)

MOST INTERCEPTIONS

- 5 Rich Gannon
(1-26-03 vs. Tampa Bay)
- 4 Todd Marinovich
(12-28-91 at Kansas City)
- 3 George Blanda
(1-3-71 at Baltimore)
- 3 Daryle Lamonica
(1-4-70 vs. Kansas City)

- 3 Ken Stabler
(12-29-74 vs. Pittsburgh)
- 3 Jim Plunkett
(1-15-83 vs. N.Y. Jets)
- 3 Marc Wilson
(1-5-86 vs. New England)

MOST YARDS GAINED PASSING

- 401 Daryle Lamonica
(12-29-68 at N.Y. Jets)
- 386 Jim Plunkett
(1-8-83 vs. Cleveland)
- 347 Daryle Lamonica
(12-22-68 vs. Kansas City)

LONGEST PLAY

- 86 Jeff Hostetler to Tim Brown
TD (1-15-94 at Buffalo)
- 82 Daryle Lamonica to Rod
Sherman TD (12-27-70
vs. Miami)

RUSHING CAREER

MOST RUSHING ATTEMPTS

- 163 Mark van Eeghen (1974-81)
- 157 Marcus Allen (1982-92)
- 128 Clarence Davis (1971-78)

MOST YARDS RUSHING

- 933 Marcus Allen (1982-92)
- 579 Mark van Eeghen (1974-81)
- 506 Clarence Davis (1971-78)

MOST TOUCHDOWNS RUSHING

- 8 Marcus Allen (1982-92)
- 5 Pete Banaszak (1966-78)
- 4 Mark van Eeghen (1974-81)

BEST AVERAGE PER RUSH

(90+ ATTS.)

- 5.9 Marcus Allen (1982-92)
- 3.9 Clarence Davis (1971-78)
- 3.7 Pete Banaszak (1966-78)

GAME

MOST RUSHING ATTEMPTS

- 25 Marcus Allen
(1-8-84 vs. Seattle)
- 22 Mark van Eeghen
(12-26-76 vs. Pittsburgh)
- 22 Marcus Allen
(1-5-86 vs. New England)

MOST YARDS RUSHING

- 191 Marcus Allen
(1-22-84 vs. Washington)
- 158 Charlie Garner
(1-12-02 vs. N.Y. Jets)
- 154 Marcus Allen
(1-8-84 vs. Seattle)

MOST TOUCHDOWNS RUSHING

- 3 Napoleon McCallum
(1-9-94 vs. Denver)
- 2 Napoleon McCallum
(1-15-94 at Buffalo)
- 2 Marv Hubbard
(12-22-73 vs. Pittsburgh)
- 2 Pete Banaszak
(1-9-77 vs. Minnesota)
- 2 Mark van Eeghen
(1-4-81 at Cleveland)

- 2 Marcus Allen
(1-8-83 vs. Cleveland)
- 2 Marcus Allen
(1-1-84 vs. Pittsburgh)
- 2 Frank Hawkins
(1-8-84 vs. Seattle)
- 2 Marcus Allen
(1-22-84 vs. Washington)

BEST AVERAGE PER RUSH (MIN. 6 RUSHES)

- 12.8 Bo Jackson
(1-13-91 vs. Cincinnati)
- 10.5 Charlie Garner
(1-12-02 vs. N.Y. Jets)
- 9.6 Marcus Allen
(1-22-84 vs. Washington)

LONGEST RUN FROM SCRIM- MAGE

- 80 Charlie Garner
(1-12-02 vs. N.Y. Jets)
- 74 Marcus Allen
(1-22-84 vs. Washington)
- 69 Hewitt Dixon
(12-31-67 vs. Houston)

RECEIVING CAREER

MOST PASS RECEPTIONS

- 73 Cliff Branch (1972-85)
- 70 Fred Biletnikoff (1965-78)
- 36 Marcus Allen (1982-92)

MOST YARDS GAINED

- 1,289 Cliff Branch (1972-85)
- 1,167 Fred Biletnikoff (1965-78)
- 526 Tim Brown (1988-03)

MOST TOUCHDOWN RECEPTIONS

- 10 Fred Biletnikoff (1965-78)
- 7 Dave Casper (1974-80,84)
- 5 Cliff Branch (1972-85)

LONGEST PASS RECEPTION

- 86 Tim Brown
(1-15-94 at Buffalo)

BEST AVERAGE PER CATCH (15+ RECEPTIONS)

- 17.7 Cliff Branch (1974-85)
- 17.1 Raymond Chester
(1970-72, 78-81)

GAME

MOST PASS RECEPTIONS

- 9 Tim Brown
(1-19-03 vs. Tennessee)
- 9 Jerry Rice
(1-12-02 vs. N.Y. Jets)
- 9 Fred Biletnikoff
(12-18-76 vs. New England)
- 9 Cliff Branch
(12-29-74 vs. Pittsburgh)

MOST YARDS GAINED

- 190 Fred Biletnikoff
(12-29-68 at N.Y. Jets)
- 186 Cliff Branch
(12-29-74 vs. Pittsburgh)
- 183 Jerry Rice
(1-12-02 vs. N.Y. Jets)

MOST TOUCHDOWN RECEPTIONS

- 3 Fred Biletnikoff
(12-22-68 vs. Kansas City)
- 3 Dave Casper
(12-24-77 at Baltimore (OT))

LONGEST PASS RECEPTION

- 86 Tim Brown
(1-15-94 at Buffalo)

BEST AVERAGE GAIN PER CATCH (3+ REC.)

- 37.0 James Jett
(1-9-94 vs. Denver)
- 28.7 Tim Brown
(1-9-94 vs. Denver)

PUNT RETURNS

CAREER

MOST PUNT RETURNS

- 18 Neal Colzie (1975-78)
- 13 George Atkinson (1968-77)
- 13 Greg Pruitt (1982-84)

MOST YARDS RETURNED

- 221 Neal Colzie (1975-78)
- 101 Greg Pruitt (1982-84)

MOST TOUCHDOWNS

None

BEST AVERAGE PER RETURN (10+ RETURNS)

- 12.3 Neal Colzie (1975-78)
- 8.0 Rodger Bird (1967-71)

GAME

MOST PUNT RETURNS

- 5 Rodger Bird
(12-31-67 vs. Houston)
- 5 Neal Colzie
(12-24-77 at Baltimore (OT))
- 5 Greg Pruitt
(1-1-84 vs. Pittsburgh)

MOST YARDS RETURNED

- 64 Neal Colzie
(12-28-75 vs. Cincinnati)
- 53 Neal Colzie
(12-18-76 vs. New England)

MOST TOUCHDOWNS

None

BEST AVERAGE PER RETURN (3+ RETURNS)

- 17.7 Neal Colzie
(12-18-76 vs. New England)
- 16.0 Neal Colzie
(12-28-75 vs. Cincinnati)

LONGEST PUNT RETURN

- 37 George Atkinson
(12-23-72 at Pittsburgh)
- 25 Neal Colzie
(1-1-77 vs. Minnesota)

KICKOFF RETURNS

CAREER

MOST KICKOFF RETURNS

- 16 Carl Garrett (1976-77)
- 16 Clarence Davis (1971-78)

MOST YARDS RETURNED

481 Carl Garrett (1976-77)

343 Clarence Davis (1971-78)

BEST AVERAGE PER RETURN (10+ RETURNS)

- 30.0 Carl Garrett (1976-77)
- 27.9 George Atkinson (1968-77)

MOST TOUCHDOWNS

None

GAME

MOST KICKOFF RETURNS

- 8 Marcus Knight (1-26-03 vs.
Tampa Bay)
- 5 Carl Garrett
(12-24-77 at Baltimore (OT))
- 4 by Several Players

MOST YARDS RETURNED

- 169 Carl Garrett
(12-24-77 at Baltimore (OT))
- 119 Carl Garrett
(12-18-76 vs. New England)

MOST TOUCHDOWNS

None

BEST AVERAGE PER RETURN (3+ RET.)

- 37.0 Carl Garrett (1-1-78 at Denver)
- 33.8 Carl Garrett (12-24-77 at
Baltimore (OT))

LONGEST KICKOFF RETURN

- 62 Carl Garrett (1-1-78 at
Denver)
- 52 George Atkinson (1-4-70 vs.
Kansas City)

INTERCEPTIONS

CAREER

MOST INTERCEPTIONS

- 8 Lester Hayes (1977-86)
- 7 Willie Brown (1967-77)

MOST YARDS RETURNED

- 196 Willie Brown (1967-77)
- 98 George Atkinson (1968-77)

MOST TOUCHDOWNS

- 3 Willie Brown (1967-77)
- 2 Lester Hayes (1977-86)
- 1 George Atkinson (1968-77)
- 1 Tory James (2002)

GAME

MOST INTERCEPTIONS

- 3 Rod Martin
(1-25-81 vs. Philadelphia)
- 2 Jack Tatum
(1-4-76 vs. Pittsburgh)
- 2 Lester Hayes
(1-28-80 vs. Houston)
- 2 Lester Hayes
(1-4-81 at Cleveland)
- 2 Mike Davis
(1-8-84 vs. Seattle)
- 2 Tory James
(1-6-01 vs. Miami)

MOST YARDS RETURNED

- 98 Tory James
(1-6-01 vs. Miami)

75 Willie Brown
(1-9-77 vs. Minnesota)

MOST TOUCHDOWNS

- 1 George Atkinson
(12-21-69 vs. Houston)
- 1 Willie Brown
(12-27-70 vs. Miami)
- 1 Willie Brown
(12-22-73 vs. Pittsburgh)

1 Willie Brown
(1-9-77 vs. Minnesota)

- 1 Lester Hayes
(12-28-80 vs. Houston)
- 1 Lester Hayes
(1-1-84 vs. Pittsburgh)

1 Jack Squirek
(1-22-84 vs. Washington)

1 Tory James
(1-6-01 vs. Miami)

LONGEST INTERCEPTION RETURN

- 90 Tory James
(1-6-01 vs. Miami)
- 75 Willie Brown
(1-9-77 vs. Minnesota)

PUNTING

CAREER

MOST PUNTS

- 111 Ray Guy (1973-86)
- 42 Mike Eiseheid (1966-71)

MOST YARDS PUNTING

4,695 Ray Guy (1973-86)
1,797 Mike Eiseheid (1966-71)

BEST AVERAGE PER PUNT

- 42.8 Mike Eiseheid (1966-71)
- 42.3 Ray Guy (1973-86)

GAME

MOST PUNTS

- 9 Shane Lechler
(1-19-02 at New England)
- 9 Ray Guy
(1-4-81 at Cleveland)
- 9 Ray Guy
(12-28-80 vs. Houston)

MOST YARDS PUNTING

- 460 Ray Guy
(12-28-80 vs. Houston)
- 374 Ray Guy
(12-24-77 at Baltimore (OT))

BEST AVG. PER PUNT (3+ PUNTS)

- 56.0 Ray Guy
(1-11-81 at San Diego)
- 51.0 Ray Guy
(12-28-80 vs. Houston)

LONGEST PUNT

- 71 Ray Guy
(1-11-81 at San Diego)
- 66 Ray Guy
(12-28-80 vs. Houston)

RAIDERS MONDAY NIGHT RECORD

1970-2010 (36-25-1)

| | | | | |
|----------|---|-------|------------------|----------|
| 10/19/70 | W | 34-20 | WASHINGTON | (54,471) |
| 10/4/71 | W | 34-20 | at Cleveland | (84,285) |
| 10/9/72 | W | 34-0 | at Houston | (51,378) |
| 12/11/72 | W | 24-16 | NEW YORK JETS | (54,843) |
| 10/22/73 | T | 23-23 | at Denver | (51,270) |
| 9/16/74 | L | 20-21 | at Buffalo | (80,020) |
| 9/22/75 | W | 31-21 | at Miami | (78,774) |
| 12/8/75 | W | 17-10 | DENVER | (54,037) |
| 9/20/76 | W | 24-21 | at Kansas City | (63,225) |
| 12/6/76 | W | 35-20 | CINCINNATI | (54,037) |
| 10/3/77 | W | 37-28 | at Kansas City | (63,393) |
| 11/28/77 | W | 34-13 | BUFFALO | (54,598) |
| 11/13/78 | W | 34-21 | at Cincinnati | (56,600) |
| 10/8/79 | W | 13-3 | MIAMI | (54,600) |
| 12/3/79 | W | 42-35 | at New Orleans | (71,323) |
| 10/20/80 | W | 45-34 | at Pittsburgh | (53,940) |
| 11/17/80 | W | 19-17 | at Seattle | (64,771) |
| 12/1/80 | W | 9-3 | DENVER | (54,563) |
| 9/14/81 | W | 36-10 | at Minnesota | (48,446) |
| 12/7/81 | W | 30-27 | PITTSBURGH | (54,555) |
| 12/21/81 | L | 10-23 | at San Diego | (52,975) |
| 11/22/82 | W | 28-24 | SAN DIEGO | (55,060) |
| 9/19/83 | W | 27-14 | MIAMI | (60,696) |
| 9/24/84 | W | 33-30 | SAN DIEGO | (80,674) |
| 11/12/84 | L | 14-17 | at Seattle | (64,931) |
| 12/10/84 | W | 24-3 | at Detroit | (70,742) |
| 10/28/85 | W | 34-21 | SAN DIEGO | (72,022) |
| 12/23/85 | W | 16-6 | at L.A. Rams | (68,904) |
| 12/8/86 | L | 0-37 | at Seattle | (64,944) |
| 10/12/87 | L | 14-30 | at Denver | (63,452) |
| 11/30/87 | W | 37-14 | at Seattle | (64,640) |
| 9/26/88 | W | 30-27 | at Denver (OT) | (75,964) |
| 11/28/88 | L | 27-35 | at Seattle | (62,641) |
| 10/9/89 | W | 14-7 | at New York Jets | (76,891) |
| 11/19/90 | W | 13-10 | at Miami | (72,393) |
| 12/10/90 | W | 38-31 | at Detroit | (80,066) |
| 10/28/91 | L | 21-24 | at Kansas City | (77,870) |
| 12/16/91 | L | 0-27 | at New Orleans | (68,625) |
| 9/28/92 | L | 7-27 | at Kansas City | (77,622) |
| 12/14/92 | L | 7-20 | at Miami | (72,220) |
| 10/18/93 | W | 23-20 | at Denver | (75,937) |
| 9/5/94 | L | 14-44 | at San Francisco | (69,357) |
| 12/5/94 | W | 24-17 | at San Diego | (63,604) |
| 10/16/95 | L | 0-27 | at Denver | (75,914) |
| 11/27/95 | L | 6-12 | at San Diego | (63,177) |
| 10/21/96 | W | 23-14 | at San Diego | (62,583) |
| 11/4/96 | L | 21-22 | DENVER | (61,656) |
| 12/9/96 | W | 26-7 | KANSAS CITY | (61,587) |
| 9/8/97 | L | 27-28 | KANSAS CITY | (61,523) |
| 11/24/97 | L | 3-31 | at Denver | (75,953) |
| 11/22/99 | L | 21-27 | at Denver (OT) | (75,870) |
| 11/13/00 | L | 24-27 | at Denver | (75,951) |
| 11/5/01 | W | 38-28 | DENVER | (62,637) |
| 11/11/02 | W | 34-10 | at Denver | (76,643) |
| 12/2/02 | W | 26-20 | NEW YORK JETS | (62,257) |
| 9/22/03 | L | 10-31 | at Denver | (76,753) |
| 10/20/03 | L | 10-17 | KANSAS CITY | (62,391) |
| 12/22/03 | L | 7-41 | GREEN BAY | (62,298) |
| 9/11/06 | L | 0-27 | SAN DIEGO | (62,578) |
| 11/6/06 | L | 0-16 | at Seattle | (67,816) |
| 9/8/08 | L | 14-41 | DENVER | (62,762) |
| 9/14/09 | L | 20-24 | SAN DIEGO | (61,940) |

RAIDERS SHUTOUT VICTORIES

(LEAGUE GAMES ONLY)

| | | |
|---------------|-----------|------------------------|
| 12/16/62..... | 20-0..... | BOSTON PATRIOTS |
| 9/10/67..... | 51-0..... | DENVER BRONCOS |
| 11/24/68..... | 34-0..... | at Cincinnati Bengals |
| 9/26/71..... | 34-0..... | at San Diego Chargers |
| 10/9/72..... | 34-0..... | at Houston Oilers |
| 11/4/73..... | 42-0..... | NEW YORK GIANTS |
| 9/29/74..... | 17-0..... | at Pittsburgh Steelers |
| 10/5/75..... | 6-0..... | at San Diego Chargers |
| 10/26/75..... | 25-0..... | SAN DIEGO CHARGERS |
| 12/12/76..... | 24-0..... | at San Diego Chargers |
| 9/18/77..... | 24-0..... | SAN DIEGO CHARGERS |
| 9/8/85..... | 31-0..... | NEW YORK JETS |
| 9/13/87..... | 20-0..... | at Green Bay Packers |
| 9/15/91..... | 16-0..... | INDIANAPOLIS COLTS |
| 10/18/92..... | 19-0..... | at Seattle Seahawks |
| 11/22/92..... | 24-0..... | DENVER BRONCOS |
| 12/19/99..... | 45-0..... | TAMPA BAY BUCCANEERS |
| 12/28/02..... | 24-0..... | KANSAS CITY CHIEFS |

OVERTIME GAME RESULTS

Won 16, Lost 18

| | | | |
|----------|---|------------|------------------------------|
| 11/23/75 | W | 26-23..... | at Washington |
| 11/30/75 | W | 37-34..... | ATLANTA |
| 12/24/77 | W | 37-31..... | at Baltimore (AFC Playoff) |
| 10/1/78 | W | 25-19..... | at Chicago |
| 9/14/80 | L | 24-30..... | at San Diego |
| 10/28/84 | L | 19-22..... | DENVER |
| 11/10/85 | L | 34-40..... | at San Diego |
| 11/24/85 | W | 31-28..... | DENVER |
| 12/8/85 | W | 17-14..... | at Denver |
| 11/20/86 | W | 37-31..... | at San Diego |
| 11/30/86 | L | 27-33..... | PHILADELPHIA |
| 9/26/88 | W | 30-27..... | at Denver |
| 12/3/89 | W | 16-13..... | DENVER |
| 10/13/91 | W | 23-20..... | at Seattle |
| 12/8/91 | L | 27-30..... | BUFFALO |
| 9/13/92 | L | 21-24..... | at Cincinnati |
| 1/2/94 | W | 33-30..... | DENVER |
| 10/16/94 | L | 17-20..... | at Miami |
| 9/17/95 | L | 17-23..... | at Kansas City |
| 11/10/96 | L | 7-20..... | at Tampa Bay |
| 11/17/96 | L | 13-16..... | MINNESOTA |
| 8/31/97 | L | 21-24..... | at Tennessee |
| 11/22/99 | L | 21-27..... | at Denver |
| 1/2/00 | W | 41-38..... | at Kansas City |
| 10/8/00 | W | 34-28..... | at San Francisco |
| 12/2/01 | L | 31-34..... | ARIZONA |
| 1/19/02 | L | 13-16..... | at New England (AFC Playoff) |
| 10/20/02 | L | 21-27..... | SAN DIEGO |
| 11/3/02 | L | 20-23..... | SAN FRANCISCO |
| 9/28/03 | W | 34-31..... | SAN DIEGO |
| 11/9/03 | L | 24-27..... | NEW YORK JETS |
| 9/16/07 | L | 20-23..... | at Denver |
| 10/19/08 | W | 16-13..... | NEW YORK JETS |
| 11/7/10 | W | 23-20..... | KANSAS CITY CHIEFS |

RAIDERS ATTENDANCE RECORDS

TOTAL ATTENDANCE—HOME AND AWAY

| Year | League Games | | Total Preseason | Total Postseason | Total Games | Total |
|------|--------------|-----------|--------------------|---------------------|----------------|-----------|
| | Home | Away | | | | |
| 1960 | 87,281 | 94,010 | 48,643 | | 19 | 209,934 |
| 1961 | 53,582 | 114,083 | 35,736 | | 19 | 203,401 |
| 1962 | 76,893 | 133,081 | 49,053 | | 19 | 259,027 |
| 1963 | 122,048 | 163,013 | 58,710 | | 19 | 343,771 |
| 1964 | 127,369 | 185,249 | 80,152 | | 19 | 372,770 |
| 1965 | 136,064 | 231,468 | 88,544 | | 19 | 456,076 |
| 1966 | 253,508 | 229,605 | 104,144 | | 18 | 587,257 |
| 1967 | 276,498 | 296,833 | 121,708 | 128,876 | 21 | 823,915 |
| 1968 | 328,705 | 287,007 | 209,469 | 115,984 | 21 | 941,165 |
| 1969 | 371,714 | 301,976 | 213,235 | 108,083 | 21 | 995,008 |
| 1970 | 381,418 | 378,080 | 333,790 | 110,769 | 22 | 1,204,037 |
| 1971 | 382,755 | 438,141 | 335,309 | | 20 | 1,156,205 |
| 1972 | 379,522 | 405,628 | 351,940 | 50,350 | 21 | 1,187,440 |
| 1973 | 396,604 | 357,000 | 336,441 | 133,709 | 22 | 1,233,754 |
| 1974 | 376,541 | 428,572 | 266,455 | 108,024 | 22 | 1,179,592 |
| 1975 | 377,380 | 381,744 | 316,225 | 103,097 | 22 | 1,178,446 |
| 1976 | 375,013 | 407,915 | 253,139 | 211,282 | 23 | 1,247,349 |
| 1977 | 379,878 | 453,905 | 329,692 | 135,807 | 22 | 1,299,282 |
| 1978 | 435,225 | 515,731 | 220,527 | | 20 | 1,171,483 |
| 1979 | 436,560 | 510,588 | 227,684 | | 21 | 1,174,832 |
| 1980 | 394,682 | 531,815 | 186,011 | 262,187 | 24 | 1,374,695 |
| 1981 | 391,913 | 520,920 | 192,072 | | 20 | 1,104,905 |
| 1982 | 227,193 | 269,997 | 228,717 | 147,934 | 15 | 873,841 |
| 1983 | 420,776 | 517,409 | 198,309 | 257,689 | 23 | 1,394,183 |
| 1984 | 560,181 | 541,835 | 216,908 | 64,910 | 21 | 1,383,834 |
| 1985 | 562,446 | 528,767 | 219,063 | 89,289 | 21 | 1,399,567 |
| 1986 | 560,081 | 520,717 | 213,923 | | 20 | 1,294,721 |
| 1987 | 429,813* | 441,488** | 208,530 | | 19*** | 1,079,831 |
| 1988 | 459,841 | 541,288 | 223,589 | | 20 | 1,224,718 |
| 1989 | 423,641 | 563,263 | 165,596 | | 20 | 1,152,500 |
| 1990 | 476,581 | 577,187 | 257,850 | 173,120 | 23 | 1,484,783 |
| 1991 | 521,600 | 530,509 | 242,663 | 77,191 | 22 | 1,371,963 |
| 1992 | 431,495 | 535,471 | 217,126 | | 20 | 1,184,092 |
| 1993 | 399,076 | 548,340 | 265,725 | 148,090 | 23 | 1,361,231 |
| 1994 | 421,756 | 558,455 | 257,895 | | 21 | 1,238,106 |
| 1995 | 423,376 | 556,666 | 209,046 | | 20 | 1,189,088 |
| 1996 | 425,018 | 530,488 | 220,575 | | 21 | 1,176,081 |
| 1997 | 375,499 | 514,622 | 171,339 | | 20 | 1,061,460 |
| 1998 | 386,548 | 529,419 | 185,001 | | 20 | 1,100,968 |
| 1999 | 497,041 | 634,089 | 186,426 | | 20 | 1,131,130 |
| 2000 | 462,515 | 536,140 | 185,380 | 124,782 | 22 | 1,308,817 |
| 2001 | 472,091 | 563,480 | 266,369 | 121,795 | 23 | 1,423,735 |
| 2002 | 485,092 | 559,050 | 207,225 | 192,354 | 23 | 1,443,721 |
| 2003 | 440,063 | 535,730 | 193,686 | | 20 | 1,169,479 |
| 2004 | 405,936 | 551,687 | 172,423 | | 20 | 1,130,046 |
| 2005 | 418,450 | 595,011 | 200,161 | | 20 | 1,213,622 |
| 2006 | 467,964 | 571,742 | 244,374 | | 21 | 1,284,080 |
| 2007 | 472,876 | 560,974 | 218,849 | | 20 | 1,252,699 |
| 2008 | 462,800 | 561,223 | 228,246 | | 20 | 1,252,269 |
| 2009 | 354,276 | 573,263 | 194,354 | | 20 | 1,121,893 |
| 2010 | 371,448 | 539,934 | 198,694 | | 20 | 1,110,076 |

*—Includes two games played with replacement players

**—Includes one game played with replacement players

***—Includes three games played with replacement players

AVERAGE HOME LEAGUE GAME TICKET COUNTS

| | | |
|------|---------|--|
| 1960 | 9,612 | Kezar Stadium (4) |
| | 10,006 | Candlestick Park (3) |
| 1961 | 7,655 | Candlestick Park (7) |
| 1962 | 10,985 | Frank Youell Field (7) |
| 1963 | 17,435 | Frank Youell Field (7) |
| 1964 | 18,196 | Frank Youell Field (7) |
| 1965 | 21,012 | Frank Youell Field (7) |
| 1966 | 36,215 | Oakland Coliseum (7) |
| 1967 | 39,450 | Oakland Coliseum (7) |
| 1968 | 46,958 | Oakland Coliseum (7) |
| 1969 | 53,102 | Oakland Coliseum (7) |
| 1970 | 54,488 | Oakland Coliseum (7) |
| 1971 | 54,679 | Oakland Coliseum (7) |
| 1972 | 54,217 | Oakland Coliseum (7) |
| 1973 | 56,658 | Oakland Coliseum (6); Cal Berkeley (1) |
| 1974 | 53,792 | Oakland Coliseum (7) |
| 1975 | 53,911 | Oakland Coliseum (7) |
| 1976 | 53,573 | Oakland Coliseum (7) |
| 1977 | 54,268 | Oakland Coliseum (7) |
| 1978 | 54,403 | Oakland Coliseum (8) |
| 1979 | 54,570 | Oakland Coliseum (8) |
| 1980 | 49,335 | Oakland Coliseum (8) |
| 1981 | 48,989 | Oakland Coliseum (8) |
| 1982 | 56,798 | Los Angeles Memorial Coliseum (4) |
| 1983 | 52,597 | Los Angeles Memorial Coliseum (8) |
| 1984 | 70,023 | Los Angeles Memorial Coliseum (8) |
| 1985 | 70,306 | Los Angeles Memorial Coliseum (8) |
| 1986 | 70,010 | Los Angeles Memorial Coliseum (8) |
| 1987 | 53,727* | Los Angeles Memorial Coliseum (8) |
| 1988 | 57,480 | Los Angeles Memorial Coliseum (8) |
| 1989 | 52,955 | Los Angeles Memorial Coliseum (8) |
| 1990 | 59,580 | Los Angeles Memorial Coliseum (8) |
| 1991 | 65,200 | Los Angeles Memorial Coliseum (8) |
| 1992 | 53,937 | Los Angeles Memorial Coliseum (8) |
| 1993 | 49,885 | Los Angeles Memorial Coliseum (8) |
| 1994 | 52,719 | Los Angeles Memorial Coliseum (8) |
| 1995 | 52,922 | Oakland-Alameda County Coliseum (8) |
| 1996 | 53,127 | Oakland-Alameda County Coliseum (8) |
| 1997 | 46,938 | Oakland-Alameda County Coliseum (8) |
| 1998 | 48,319 | Network Associates Coliseum (8) |
| 1999 | 49,768 | Network Associates Coliseum (8) |
| 2000 | 57,814 | Network Associates Coliseum (8) |
| 2001 | 59,011 | Network Associates Coliseum (8) |
| 2002 | 60,037 | Network Associates Coliseum (8) |
| 2003 | 55,008 | Network Associates Coliseum (8) |
| 2004 | 50,742 | Network Associates Coliseum (8) |
| 2005 | 52,306 | McAfee Coliseum (8) |
| 2006 | 58,496 | McAfee Coliseum (8) |
| 2007 | 59,110 | McAfee Coliseum (8) |
| 2008 | 57,850 | Oakland-Alameda County Coliseum (8) |
| 2009 | 44,285 | Oakland-Alameda County Coliseum (8) |
| 2010 | 46,431 | Oakland-Alameda County Coliseum (8) |

*Includes two games played with replacement players.

HOME RECORDS BY STADIUM

| | WON | LOST | TIED | PCT. |
|--|------------|------------|----------|-------------|
| Kezar Stadium (1960) | 2 | 2 | 0 | .500 |
| Candlestick Park (1960-61) | 2 | 8 | 0 | .200 |
| Frank Youell Field (1962-65) | 17 | 11 | 0 | .607 |
| Oakland-Alameda County Coliseum (1966-81, 1995-10) | 147 | 93 | 3 | .613 |
| Memorial Stadium, Berkeley (1973) | 1 | 0 | 0 | 1.000 |
| Los Angeles Memorial Coliseum (1982-94) | 64 | 36 | 0 | .640 |
| TOTAL | 233 | 150 | 3 | .608 |

LEAGUE GAME RECORDS

| HOME | | | AWAY | | |
|----------------------|-----------------------|------|-----------------------|--------------------------|------|
| 92,496 | Denver | 1986 | 90,129 | at Washington | 2005 |
| 92,488 | San Francisco | 1991 | 84,285 | at Cleveland | 1971 |
| 92,488 | Dallas | 1992 | 83,489 | at Dallas | 2009 |
| 92,487 | San Francisco | 1985 | 83,102 | at New Orleans | 1971 |
| 92,469 | Denver | 1984 | 82,094 | at Kansas City | 1972 |
| 90,016 | Denver | 1989 | 81,503 | at Cleveland | 1977 |
| 87,291 | Pittsburgh | 1984 | 80,638 | at Detroit | 1981 |
| NFL TEAMS AT RAIDERS | | | RAIDERS AT NFL CITIES | | |
| 61,595 | Arizona | 2006 | 62,439 | at Arizona | 2010 |
| 61,196 | Atlanta | 2008 | 70,616 | at Atlanta | 2004 |
| 54,689 | Baltimore (Colts) | 1971 | 59,008 | at Baltimore (Colts) | 1973 |
| 45,398 | Baltimore (Ravens) | 2003 | 71,254 | at Baltimore (Ravens) | 2008 |
| 86,746 | Buffalo | 1991 | 80,332 | at Buffalo | 1990 |
| 60,637 | Carolina | 2000 | 73,518 | at Carolina | 2004 |
| 86,011 | Chicago | 1987 | 66,950 | at Chicago | 1993 |
| 59,012 | Cincinnati | 1985 | 65,882 | at Cincinnati | 2006 |
| 70,030 | Cleveland | 1986 | 84,285 | at Cleveland | 1971 |
| 92,488 | Dallas (Cowboys) | 1992 | 83,489 | at Dallas (Cowboys) | 2009 |
| 12,500 | Dallas (Texans) | 1962 | 21,000 | at Dallas (Texans) | 1960 |
| 92,496 | Denver | 1986 | 76,753 | at Denver | 2003 |
| 61,547 | Detroit | 2007 | 80,638 | at Detroit | 1981 |
| 62,298 | Green Bay | 2003 | 59,872 | at Green Bay | 1999 |
| 54,705 | Houston (Oilers) | 1971 | 62,425 | at Houston (Oilers) | 1991 |
| 49,603 | Houston (Texans) | 2007 | 70,741 | at Houston (Texans) | 2004 |
| 62,000 | Indianapolis | 2007 | 57,230 | at Indianapolis | 2004 |
| 46,433 | Jacksonville | 1996 | 66,905 | at Jacksonville | 2007 |
| 68,771 | Kansas City | 1986 | 82,094 | at Kansas City | 1972 |
| 86,203 | L.A. Rams | 1991 | 71,039 | at L.A. Rams | 1977 |
| 74,121 | Miami (at Berkeley) | 1973 | 80,047 | at Miami | 1975 |
| 56,653 | Minnesota | 2003 | 64,080 | at Minnesota | 1999 |
| 62,552 | New England | 2002 | 61,279 | at New England | 1976 |
| 56,269 | New Orleans | 1985 | 83,102 | at New Orleans | 1971 |
| 73,318 | New York Giants | 1986 | 79,012 | at New York Giants | 2009 |
| 62,632 | New York Jets | 2000 | 78,039 | at New York Jets | 2006 |
| 60,117 | Philadelphia | 1986 | 71,252 | at Philadelphia | 1980 |
| 87,291 | Pittsburgh | 1984 | 64,987 | at Pittsburgh | 2010 |
| 80,674 | San Diego | 1984 | 68,183 | at San Diego | 2010 |
| 92,488 | San Francisco | 1991 | 69,732 | at San Francisco | 2010 |
| 81,201 | Seattle | 1985 | 68,681 | at Seattle | 2000 |
| 43,869 | St. Louis (Cardinals) | 1983 | 49,051 | at St. Louis (Cardinals) | 1973 |
| 50,164 | St. Louis (Rams) | 2006 | 66,070 | at St. Louis (Rams) | 2002 |
| 60,874 | Tampa Bay | 2004 | 64,847 | at Tampa Bay | 2008 |
| 61,934 | Tennessee | 2001 | 69,143 | at Tennessee | 2010 |
| 56,763 | Washington | 1989 | 90,129 | at Washington | 2005 |

POSTSEASON GAME RECORDS

| HOME | | | AWAY | | |
|----------------------|---------------|------|-----------------------|-------------------|------|
| 92,488 | Cincinnati | 1990 | 103,424 | Minnesota (SB XI) | 1976 |
| 92,434 | Pittsburgh | 1983 | 80,632 | at Buffalo | 1990 |
| 92,335 | Seattle | 1983 | 80,290 | at Buffalo | 1993 |
| 90,888 | N.Y. Jets | 1982 | 80,047 | at Miami | 1973 |
| 89,289 | New England | 1985 | 79,473 | at Cleveland | 1980 |
| | | | 77,191 | at Kansas City | 1991 |
| NFL TEAMS AT RAIDERS | | | RAIDERS AT NFL CITIES | | |
| 62,748 | Baltimore | 2000 | | | |
| 92,488 | Cincinnati | 1990 | 60,763 | at Baltimore | 1977 |
| 57,246 | Cleveland | 1982 | 80,632 | at Buffalo | 1990 |
| 67,800 | Denver | 1993 | 79,473 | at Cleveland | 1980 |
| 54,539 | Houston | 1980 | 75,044 | at Denver | 1977 |
| 54,544 | Kansas City | 1969 | 77,191 | at Kansas City | 1991 |
| 61,998 | Miami | 2000 | 75,105 | at Miami | 1973 |
| 89,289 | New England | 1985 | 62,627 | at New York Jets | 1968 |
| 90,688 | New York Jets | 1982 | 50,350 | at Pittsburgh | 1972 |
| 92,434 | Pittsburgh | 1983 | 52,675 | at San Diego | 1980 |
| 92,335 | Seattle | 1983 | 64,910 | at Seattle | 1984 |
| 62,554 | Tennessee | 2002 | 60,292 | at New England | 2001 |

PRESEASON Vs. ALL OPPONENTS

| Opponent | 1st Met | W | L | T | Win Pct. |
|----------------------|---------|------------|------------|----------|-------------|
| Arizona Cardinals | 1976 | 7 | 4 | 0 | .636 |
| Atlanta Falcons | 1974 | 3 | 1 | 0 | .750 |
| Buffalo Bills | 1960 | 5 | 1 | 0 | .833 |
| Chicago Bears | 1977 | 5 | 4 | 0 | .556 |
| Cleveland Browns | 1982 | 1 | 3 | 0 | .250 |
| Dallas Cowboys | 1972 | 18 | 9 | 0 | .667 |
| Denver Broncos | 1961 | 7 | 4 | 0 | .636 |
| Detroit Lions | 1974 | 4 | 1 | 0 | .800 |
| Green Bay Packers | 1970 | 5 | 3 | 0 | .625 |
| Houston Texans | 2005 | 0 | 1 | 0 | .000 |
| Indianapolis Colts | 1968 | 2 | 4 | 0 | .333 |
| Kansas City Chiefs | 1960 | 1 | 8 | 0 | .111 |
| Miami Dolphins | 1984 | 0 | 3 | 0 | .000 |
| Minnesota Vikings | 1973 | 1 | 3 | 0 | .250 |
| New England Patriots | 1960 | 6 | 5 | 1 | .545 |
| New Orleans Saints | 1990 | 2 | 2 | 0 | .500 |
| New York Jets | 1960 | 7 | 2 | 0 | .778 |
| Philadelphia Eagles | 1970 | 3 | 2 | 0 | .600 |
| Pittsburgh Steelers | 1970 | 1 | 2 | 0 | .333 |
| St. Louis Rams | 1970 | 11 | 7 | 0 | .611 |
| San Diego Chargers | 1960 | 7 | 7 | 0 | .500 |
| San Francisco 49ers | 1967 | 19 | 19 | 0 | .500 |
| Seattle Seahawks | 1976 | 3 | 6 | 0 | .333 |
| Tampa Bay Buccaneers | 1998 | 0 | 1 | 0 | .000 |
| Tennessee Titans | 1961 | 5 | 5 | 0 | .500 |
| Washington Redskins | 1980 | 1 | 4 | 0 | .200 |
| TOTALS | | 124 | 111 | 1 | .528 |

PRESEASON RESULTS

| 1960 (2-3) | | | |
|-------------------|---|-------|--|
| 7/31 | L | 13-20 | DALLAS TEXANS (Kezar) (12,000) |
| 8/13 | W | 23-17 | N.Y. Titans at Sacramento (9,551)* |
| 8/19 | L | 17-24 | L.A. CHARGERS (Kezar) (6,521) |
| 8/24 | W | 26-21 | at Buffalo (17,071) |
| 8/28 | L | 14-28 | Boston at Amherst, Mass. (3,500) |
| 1961 (1-3) | | | |
| 8/3 | L | 17-35 | Houston at Honolulu. (12,500) |
| 8/10 | L | 21-48 | Denver at Spokane. (6,500) |
| 8/27 | L | 7-35 | at San Diego (10,436) |
| 9/4 | W | 49-12 | DENVER (Candlestick) (6,300) |
| 1962 (1-4) | | | |
| 8/4 | L | 3-13 | Dallas Texans at Atlanta (8,000) |
| 8/11 | W | 21-20 | Boston at Providence, R.I. (9,000) |
| 8/18 | L | 6-22 | Dallas Texans at Midland, Texas (10,000) |
| 8/26 | L | 27-33 | SAN DIEGO (Youell) (17,053) |
| 8/31 | L | 12-41 | Denver at Stockton. (5,000) |
| 1963 (3-2) | | | |
| 8/4 | W | 24-17 | BOSTON (Youell) (9,721) |
| 8/11 | W | 35-19 | DENVER (Youell) (9,655) |
| 8/17 | L | 21-35 | Kansas City at Seattle (13,500) |
| 8/23 | W | 43-16 | NEW YORK JETS (Youell) (8,317) |
| 8/31 | L | 3-13 | at San Diego (17,517) |
| 1964 (3-2) | | | |
| 8/9 | L | 14-21 | KANSAS CITY (Youell) (11,118) |
| 8/14 | W | 20-7 | at Denver (13,545) |
| 8/23 | W | 34-31 | BUFFALO (Youell) (10,243) |
| 8/29 | W | 34-20 | Houston at Las Vegas (8,500) |
| 9/5 | L | 10-24 | at San Diego (16,746) |

* Night game

| | | | | |
|------|---|-------|---------------------------------|-----------|
| | | | 1965 (3-2) | |
| 8/7 | W | 10-3 | at San Diego | (27,168) |
| 8/14 | L | 17-27 | Denver at Salt Lake City | (18,000) |
| 8/22 | W | 23-6 | KANSAS CITY (Youell) | (13,592) |
| 8/28 | L | 17-46 | San Diego at Portland, Ore. | (15,234) |
| 9/4 | W | 30-20 | Denver at Sacramento | (14,550) |
| | | | 1966 (2-2) | |
| 8/2 | L | 17-26 | at Houston | (36,935) |
| 8/13 | W | 17-7 | at San Diego | (17,097) |
| 8/20 | L | 10-21 | Boston at Anaheim | (36,038) |
| 8/28 | W | 52-21 | at Denver | (14,074) |
| | | | 1967 (2-3) | |
| 8/5 | W | 24-23 | SAN DIEGO | (24,855)* |
| 8/12 | W | 24-7 | HOUSTON | (23,647)* |
| 8/19 | L | 0-48 | Kansas City at Portland, Ore. | (13,352)* |
| 8/27 | L | 17-21 | Denver at North Platte, Neb. | (6,600) |
| 9/3 | L | 10-13 | SAN FRANCISCO | (53,254) |
| | | | 1968 (3-2) | |
| 8/3 | L | 12-14 | BALTIMORE | (51,154)* |
| 8/10 | W | 37-7 | SAN DIEGO | (38,922)* |
| 8/24 | L | 21-31 | at Kansas City | (43,769)* |
| 9/1 | W | 26-19 | at San Francisco (Kezar) | (57,593) |
| 9/7 | W | 23-7 | Denver at Portland, Ore. | (18,031)* |
| | | | 1969 (2-3) | |
| 8/2 | L | 17-23 | Kansas City at Birmingham, Ala. | (21,000)* |
| 8/9 | L | 30-34 | BALTIMORE | (51,246)* |
| 8/16 | L | 7-10 | at San Diego | (35,940)* |
| 8/25 | W | 24-6 | NEW YORK JETS | (52,927)* |
| 8/31 | W | 42-28 | SAN FRANCISCO | (52,122) |
| | | | 1970 (2-4) | |
| 8/8 | L | 21-33 | BALTIMORE | (53,519) |
| 8/17 | W | 30-19 | at Philadelphia | (50,853) |
| 8/22 | L | 23-34 | at L.A. Rams | (67,497) |
| 8/30 | L | 7-37 | GREEN BAY | (53,395) |
| 9/6 | W | 31-17 | at San Francisco | (55,521) |
| 9/12 | L | 6-20 | PITTSBURGH | (53,005) |
| | | | 1971 (5-1) | |
| 8/9 | L | 24-25 | PHILADELPHIA | (53,706)* |
| 8/14 | W | 41-20 | NEW YORK JETS | (53,693)* |
| 8/21 | W | 20-7 | L.A. RAMS (Berkeley) | (67,739) |
| 8/28 | W | 17-13 | at Green Bay | (56,263)* |
| 9/4 | W | 34-28 | SAN FRANCISCO | (53,696)* |
| 9/11 | W | 24-3 | Baltimore at Jacksonville, Fla. | (50,212)* |
| | | | 1972 (4-2) | |
| 8/5 | W | 31-24 | NEW ENGLAND | (53,661)* |
| 8/14 | W | 16-0 | BALTIMORE | (53,627)* |
| 8/19 | W | 34-9 | at L.A. Rams | (60,762)* |
| 8/26 | W | 31-13 | BUFFALO (Berkeley) | (60,046) |
| 9/3 | L | 21-34 | at San Francisco | (61,237)* |
| 9/9 | L | 10-16 | at Dallas | (62,607)* |
| | | | 1973 (4-1-1) | |
| 8/5 | T | 17-17 | at New England | (43,914)* |
| 8/11 | W | 27-26 | DALLAS | (53,723)* |
| 8/18 | W | 16-3 | L.A. RAMS (Berkeley) | (57,549) |
| 8/25 | L | 10-34 | MINNESOTA (Berkeley) | (57,515) |
| 9/1 | W | 23-17 | SAN FRANCISCO | (53,612) |
| 9/8 | W | 17-7 | at Buffalo | (70,128) |
| | | | 1974 (5-1) | |
| 8/3 | W | 27-7 | DALLAS | (41,049)* |
| 8/10 | W | 28-16 | ATLANTA (Berkeley) | (34,319) |
| 8/16 | W | 41-10 | at Detroit | (30,055)* |
| 8/24 | L | 14-25 | PHILADELPHIA | (53,077)* |
| 9/2 | W | 20-19 | at San Francisco | (52,538)* |
| 9/7 | W | 31-6 | NEW YORK JETS (Berkeley) | (55,417) |
| | | | 1975 (5-1) | |
| 8/10 | W | 34-0 | DETROIT (Berkeley) | (52,524) |
| 8/17 | W | 24-21 | PITTSBURGH (Berkeley) | (57,937) |
| 8/23 | W | 22-7 | at Atlanta | (43,151)* |
| 8/30 | W | 40-21 | SAN FRANCISCO | (52,866)* |
| 9/5 | W | 31-20 | at Dallas | (41,117)* |
| 9/11 | L | 0-6 | at L.A. Rams | (68,630)* |

| | | | |
|-------------------|---|------------|---|
| 1976 (5-1) | | | |
| 7/31 | W | 27-14 | DALLAS (52,391)* |
| 8/7 | W | 20-9 | St. Louis at Phoenix, Ariz. (33,216)* |
| 8/13 | W | 41-17 | at NY Jets (Yankee Stadium) (10,726)* |
| 8/21 | L | 14-23 | L.A. RAMS (52,615)* |
| 8/29 | W | 14-9 | at San Francisco (52,704) |
| 9/4 | W | 45-28 | SEATTLE (51,487)* |
| 1977 (4-2) | | | |
| 8/8 | W | 40-0 | HOUSTON (51,777)* |
| 8/13 | L | 13-20 | CHICAGO (52,909)* |
| 8/18 | L | 10-12 | at Seattle (62,187)* |
| 8/27 | W | 35-7 | SAN DIEGO (52,346)* |
| 9/3 | W | 33-0 | SAN FRANCISCO (53,442)* |
| 9/9 | W | 21-0 | at L.A. Rams (57,031)* |
| 1978 (2-2) | | | |
| 8/5 | W | 14-13 | at Chicago (54,758)* |
| 8/12 | L | 7-21 | NEW ENGLAND (53,335)* |
| 8/20 | W | 31-14 | at San Francisco (58,658) |
| 8/26 | L | 3-28 | L.A. RAMS (53,776)* |
| 1979 (3-2) | | | |
| 7/28 | W | 20-13 | Dallas at Canton, Ohio. (20,648) |
| 8/4 | L | 14-20 (OT) | at L.A. Rams (54,575) |
| 8/11 | W | 41-10 | SAN FRANCISCO (53,503)* |
| 8/19 | L | 14-35 | at New England (46,518) |
| 8/25 | W | 48-21 | BUFFALO (52,440)* |
| 1980 (2-2) | | | |
| 8/9 | L | 14-33 | at San Francisco (55,585) |
| 8/16 | W | 31-29 | NEW ENGLAND (41,649)* |
| 8/23 | L | 17-34 | at Washington (47,547)* |
| 8/30 | W | 24-23 | PHILADELPHIA (41,230)* |
| 1981 (2-2) | | | |
| 8/8 | W | 17-16 | ATLANTA (42,697)* |
| 8/15 | L | 14-34 | at Green Bay (55,151)* |
| 8/22 | L | 21-23 | at New England (43,032) |
| 8/29 | W | 21-7 | SAN FRANCISCO (51,192)* |
| 1982 (2-2) | | | |
| 8/14 | W | 17-14 | at San Francisco. (61,065) |
| 8/21 | L | 16-30 | at Detroit (59,924)* |
| 8/29 | W | 24-3 | GREEN BAY (54,268)* |
| 9/4 | L | 10-37 | CLEVELAND (53,460)* |
| 1983 (1-3) | | | |
| 8/6 | W | 26-23 (OT) | SAN FRANCISCO. (41,337)* |
| 8/13 | L | 17-20 | at New York Jets (51,454)* |
| 8/20 | L | 21-27 | CHICAGO (41,032)* |
| 8/26 | L | 17-20 | at Cleveland (64,486)* |
| 1984 (1-3) | | | |
| 8/4 | L | 10-13 | at San Francisco (61,361)* |
| 8/10 | W | 21-20 | at Washington (55,415)* |
| 8/19 | L | 23-29 | MIAMI (47,060) |
| 8/24 | L | 14-20 | NEW YORK JETS (53,072)* |
| 1985 (1-3) | | | |
| 8/10 | L | 21-28 | SAN FRANCISCO (61,784)* |
| 8/18 | L | 9-14 | WASHINGTON (56,939) |
| 8/24 | L | 17-23 | MIAMI (55,414)* |
| 8/30 | W | 26-7 | at Cleveland (44,926)* |
| 1986 (2-2) | | | |
| 8/10 | L | 0-32 | at San Francisco (61,834) |
| 8/16 | W | 24-19 | DALLAS (60,248)* |
| 8/22 | W | 24-10 | NEW ENGLAND (52,061)* |
| 8/28 | L | 22-25 | CLEVELAND (57,780)* |
| 1987 (1-3) | | | |
| 8/15 | L | 16-42 | SAN FRANCISCO (53,838)* |
| 8/22 | L | 3-7 | BUFFALO (47,281)* |
| 8/30 | W | 34-10 | at Dallas (50,729)* |
| 9/5 | L | 17-20 | CHICAGO (56,682) |

*Night game

| | | | |
|---------------------|---|------------|--|
| 1988 (1-3) | | | |
| 8/6 | L | 10-24 | at San Francisco (64,457)* |
| 8/13 | L | 17-27 | DALLAS (50,071) |
| 8/20 | L | 27-45 | WASHINGTON (45,982)* |
| 8/26 | W | 37-22 | Chicago (63,079)* |
| 1989 (0-4) | | | |
| 8/12 | L | 7-37 | SAN FRANCISCO (36,739)* |
| 8/19 | L | 20-27 | DALLAS (39,154)* |
| 8/26 | L | 21-23 | Houston at Oakland (50,642)* |
| 9/2 | L | 38-41 | CHICAGO (39,061) |
| 1990 (4-1) | | | |
| 8/5 | L | 10-17 | New Orleans at London, England. (63,106)* |
| 8/11 | W | 23-13 | at San Francisco (66,455)* |
| 8/18 | W | 16-14 | DALLAS (31,120) |
| 8/24 | W | 20-3 | at Chicago (66,946)* |
| 9/1 | W | 34-7 | SAN DIEGO (30,326) |
| 1991 (3-2) | | | |
| 7/27 | L | 17-24 | SAN FRANCISCO (51,513) |
| 8/3 | L | 17-19 | Miami at Tokyo, Japan. (51,122)* |
| 8/12 | W | 13-10 | at Dallas (55,981)* |
| 8/17 | W | 13-10 | CHICAGO (35,538) |
| 8/23 | W | 17-7 | at San Diego (48,509)* |
| 1992 (1-3) | | | |
| 8/8 | L | 10-24 | at San Francisco (52,505)* |
| 8/15 | L | 16-19 (OT) | at L.A. Rams (61,113)* |
| 8/22 | L | 23-27 | WASHINGTON (53,424) |
| 8/29 | W | 30-26 | HOUSTON (50,084) |
| 1993 (2-3) | | | |
| 7/31 | W | 19-3 | vs. Green Bay at Canton, Ohio. (23,863) |
| 8/8 | L | 0-27 | vs. San Francisco at Palo Alto. (82,908) |
| 8/14 | L | 7-13 | at Dallas (62,557)* |
| 8/20 | L | 7-18 | at Indianapolis (45,959)* |
| 8/28 | W | 20-19 | at L.A. Rams (50,438)* |
| 1994 (4-1) | | | |
| 7/31 | W | 25-22 (OT) | Denver at Barcelona, Spain. (37,406)* |
| 8/7 | W | 27-19 | at Dallas (61,932)* |
| 8/13 | L | 17-27 | at Pittsburgh (58,058)* |
| 8/20 | W | 29-20 | at L.A. Rams (50,315)* |
| 8/27 | W | 24-23 | at Houston. (50,182) |
| 1995 (3-1)** | | | |
| 8/5 | W | 27-14 | at Dallas (62,031)* |
| 8/12 | W | 27-22 | ST. LOUIS (50,000) |
| 8/18 | L | 17-20 | at Minnesota (45,306)* |
| 8/25 | W | 32-24 | NEW ENGLAND at Palo Alto. (51,709)* |
| 1996 (2-3) | | | |
| 7/27 | L | 34-35 | at Dallas (61,524)* |
| 8/2 | W | 26-3 | at Arizona (36,869)* |
| 8/8 | L | 19-24 | SEATTLE (38,219) |
| 8/15 | L | 6-27 | at Atlanta (30,553)* |
| 8/23 | W | 44-27 | N.Y. JETS (40,795)* |
| 1997 (2-2) | | | |
| 8/3 | W | 34-27 | at Dallas (61,028)* |
| 8/8 | L | 24-37 | GREEN BAY (42,956) |
| 8/16 | W | 18-16 | NEW ORLEANS (36,771) |
| 8/22 | L | 13-15 | at Arizona (39,408)* |
| 1998 (2-2) | | | |
| 8/8 | W | 16-3 | at Dallas (61,048)* |
| 8/16 | W | 27-21 | at Green Bay (60,067) |
| 8/24 | L | 7-41 | TAMPA BAY (32,017)* |
| 8/29 | L | 14-21 | ARIZONA (31,858) |
| 1999 (3-1) | | | |
| 8/7 | W | 18-17 | at St. Louis (45,449)* |
| 8/15 | W | 10-3 | DALLAS (37,000) |
| 8/30 | L | 8-16 | SAN FRANCISCO (61,901)* |
| 9/3 | W | 43-7 | ARIZONA (42,076) |
| 2000 (3-1) | | | |
| 8/5 | L | 17-31 | at St. Louis (64,125) |
| 8/13 | W | 21-20 | at Dallas (56,878) |
| 8/18 | W | 23-17 | DETROIT (32,365) |
| 8/24 | W | 20-0 | SEATTLE (32,012) |

| | | | | |
|------|---|-------|-------------------------------|-----------|
| | | | 2001 (3-2) | |
| 8/4 | W | 21-14 | DALLAS | (37,978)* |
| 8/11 | W | 10-7 | at Arizona | (33,482)* |
| 8/19 | L | 17-20 | at San Francisco | (67,817) |
| 8/27 | L | 6-21 | Dallas at Mexico City, Mexico | (88,309)* |
| 8/31 | W | 24-13 | GREEN BAY | (38,783)* |
| | | | 2002 (2-2) | |
| 8/8 | L | 6-20 | at Dallas | (62,836)* |
| 8/15 | L | 14-24 | at Tennessee | (68,531)* |
| 8/24 | W | 17-10 | SAN FRANCISCO | (40,120)* |
| 8/29 | W | 31-3 | ARIZONA | (35,738)* |
| | | | 2003 (1-3) | |
| 8/8 | W | 7-6 | ST. LOUIS | (37,341)* |
| 8/14 | L | 10-14 | at San Francisco | (65,856)* |
| 8/22 | L | 6-21 | MINNESOTA | (37,411)* |
| 8/28 | L | 13-52 | at Dallas | (53,078)* |
| | | | 2004 (3-1) | |
| 8/14 | W | 30-33 | at San Francisco | (63,854)* |
| 8/21 | L | 20-21 | DALLAS | (35,000)* |
| 8/28 | W | 17-16 | at Arizona | (35,070)* |
| 9/2 | W | 28-24 | ST. LOUIS | (38,499)* |
| | | | 2005 (1-3) | |
| 8/13 | L | 13-21 | at San Francisco | (61,446)* |
| 8/20 | L | 17-19 | at Houston | (70,116)* |
| 8/26 | L | 16-17 | ARIZONA | (36,408)* |
| 9/1 | W | 13-6 | NEW ORLEANS | (32,191)* |
| | | | 2006 (4-1) | |
| 8/6 | W | 16-10 | Philadelphia at Canton, Ohio | (22,200)* |
| 8/14 | W | 16-13 | at Minnesota | (63,278)* |
| 8/20 | W | 23-7 | SAN FRANCISCO | (47,849)* |
| 8/25 | W | 21-3 | DETROIT | (43,889)* |
| 8/31 | L | 7-30 | at Seattle | (67,158)* |
| | | | 2007 (2-2) | |
| 8/11 | W | 27-23 | ARIZONA | (39,911)* |
| 8/18 | L | 21-26 | at San Francisco | (68,107)* |
| 8/24 | W | 20-10 | ST. LOUIS | (44,131)* |
| 8/30 | L | 14-19 | at Seattle | (66,700)* |
| | | | 2008 (1-3) | |
| 8/8 | W | 18-6 | SAN FRANCISCO | (52,609)* |
| 8/15 | L | 16-17 | at Tennessee | (69,143)* |
| 8/23 | L | 0-24 | ARIZONA | (39,331)* |
| 8/29 | L | 16-23 | at Seattle | (67,163)* |
| | | | 2009 (1-3) | |
| 8/13 | W | 31-10 | DALLAS | (33,165)* |
| 8/22 | L | 20-21 | at San Francisco | (61,907)* |
| 8/29 | L | 7-45 | NEW ORLEANS | (32,585) |
| 9/3 | L | 21-31 | at Seattle | (66,697)* |
| | | | 2010 (3-1) | |
| 8/12 | W | 17-9 | at Dallas | (72,282)* |
| 8/21 | W | 32-17 | at Chicago | (60,207)* |
| 8/28 | L | 24-28 | SAN FRANCISCO | (42,248)* |
| 9/2 | W | 27-24 | SEATTLE | (23,957)* |

*Night game

***First season of Raiders return to Oakland

LEAGUE GAMES Vs. ALL OPPONENTS

| Opponent | 1st Met | W | L | T | Win Pct. |
|----------------------|---------|------------|------------|-----------|-------------|
| Arizona Cardinals | 1973 | 5 | 3 | 0 | .625 |
| Atlanta Falcons | 1971 | 7 | 5 | 0 | .583 |
| Baltimore Ravens | 1996 | 1 | 5 | 0 | .167 |
| Buffalo Bills | 1960 | 19 | 16 | 0 | .543 |
| Carolina Panthers | 1997 | 2 | 2 | 0 | .500 |
| Chicago Bears | 1972 | 6 | 6 | 0 | .500 |
| Cincinnati Bengals | 1968 | 18 | 8 | 0 | .692 |
| Cleveland Browns | 1970 | 10 | 8 | 0 | .556 |
| Dallas Cowboys | 1974 | 6 | 4 | 0 | .600 |
| Denver Broncos | 1960 | 58 | 41 | 2 | .586 |
| Detroit Lions | 1970 | 6 | 4 | 0 | .600 |
| Green Bay Packers | 1972 | 5 | 5 | 0 | .500 |
| Houston Texans | 2004 | 1 | 5 | 0 | .167 |
| Indianapolis Colts | 1971 | 7 | 5 | 0 | .583 |
| Jacksonville Jaguars | 1996 | 1 | 4 | 0 | .200 |
| Kansas City Chiefs | 1960 | 47 | 52 | 2 | .475 |
| Miami Dolphins | 1966 | 16 | 13 | 1 | .552 |
| Minnesota Vikings | 1973 | 8 | 4 | 0 | .666 |
| New England Patriots | 1960 | 14 | 14 | 1 | .500 |
| New Orleans Saints | 1971 | 5 | 5 | 1 | .500 |
| New York Giants | 1973 | 7 | 4 | 0 | .636 |
| New York Jets | 1960 | 20 | 15 | 2 | .571 |
| Philadelphia Eagles | 1971 | 5 | 5 | 0 | .500 |
| Pittsburgh Steelers | 1970 | 10 | 9 | 0 | .526 |
| St. Louis Rams | 1972 | 8 | 4 | 0 | .667 |
| San Diego Chargers | 1960 | 56 | 44 | 2 | .560 |
| San Francisco 49ers | 1970 | 6 | 6 | 0 | .500 |
| Seattle Seahawks | 1977 | 28 | 23 | 0 | .549 |
| Tampa Bay Buccaneers | 1976 | 6 | 1 | 0 | .857 |
| Tennessee Titans | 1960 | 23 | 19 | 0 | .548 |
| Washington Redskins | 1970 | 7 | 4 | 0 | .636 |
| TOTALS | | 418 | 343 | 11 | .549 |

LEAGUE GAMES Vs. ALL OPPONENTS

1960 (6-8)

| | | | | |
|-------|---|-------|--|-----------|
| 9/11 | L | 22-37 | HOUSTON (Kezar) | (12,703) |
| 9/16 | L | 16-34 | DALLAS TEXANS (Kezar) | (8,021)* |
| 9/25 | W | 14-13 | at Houston (Jeppesen) | (12,241) |
| 10/2 | L | 14-31 | at Denver | (18,372) |
| 10/9 | W | 20-19 | at Dallas Texans (Cotton Bowl) | (21,000) |
| 10/16 | W | 27-14 | BOSTON (Kezar) | (11,500) |
| 10/23 | L | 9-38 | at Buffalo | (8,876) |
| 10/28 | W | 28-27 | at N.Y. Titans (Polo Grounds) | (10,000)* |
| 11/4 | L | 28-34 | at Boston (Boston U.) | (8,446)* |
| 11/13 | W | 20-7 | BUFFALO (Kezar) | (8,800) |
| 11/27 | L | 28-52 | at L.A. Chargers (Coliseum) | (15,075) |
| 12/4 | L | 17-41 | L.A. CHARGERS (Candlestick) | (12,061) |
| 12/11 | L | 28-31 | N.Y. TITANS (Candlestick) | (9,037) |
| 12/17 | W | 48-10 | DENVER (Candlestick) | (5,159) |

1961 (2-12)

| | | | | |
|-------|---|-------|--|-----------|
| 9/9 | L | 0-55 | at Houston (Jeppesen) | (16,231)* |
| 9/17 | L | 0-44 | at San Diego (Balboa) | (20,216) |
| 9/24 | L | 35-42 | DALLAS TEXANS (Candlestick) | (6,737) |
| 10/1 | W | 33-19 | DENVER (Candlestick) | (8,361) |
| 10/15 | L | 24-27 | at Denver | (11,129) |
| 10/22 | L | 10-41 | SAN DIEGO (Candlestick) | (12,014) |
| 10/29 | L | 6-14 | N.Y. TITANS (Candlestick) | (7,138) |
| 11/5 | W | 31-22 | at Buffalo | (17,027) |
| 11/11 | L | 12-23 | at N.Y. Titans (Polo Grounds) | (16,811)* |
| 11/17 | L | 17-20 | at Boston (Boston U.) | (18,169)* |
| 11/26 | L | 11-43 | at Dallas Texans (Cotton Bowl) | (14,500) |

| | | | | |
|---------------------|---|-------|--|-----------|
| 12/3 | L | 21-26 | BUFFALO (Candlestick) | (6,500) |
| 12/10 | L | 21-35 | BOSTON (Candlestick) | (6,500) |
| 12/17 | L | 16-47 | HOUSTON (Candlestick) | (4,821) |
| 1962 (1-13) | | | | |
| 9/9 | L | 17-28 | N.Y. TITANS (Youell) | (12,893) |
| 9/23 | L | 16-26 | DALLAS TEXANS (Youell) | (12,500) |
| 9/30 | L | 33-42 | SAN DIEGO (Youell) | (13,000) |
| 10/5 | L | 7-44 | at Denver | (22,452)* |
| 10/14 | L | 6-23 | DENVER (Youell) | (7,000) |
| 10/20 | L | 6-14 | at Buffalo | (21,037)* |
| 10/26 | L | 16-26 | at Boston (Boston U.) | (12,514)* |
| 11/4 | L | 21-31 | at N.Y. Titans (Polo Grounds) | (18,247) |
| 11/11 | L | 20-28 | HOUSTON (Youell) | (11,000) |
| 11/18 | L | 6-10 | BUFFALO (Youell) | (12,500) |
| 11/25 | L | 7-35 | at Dallas Texans (Cotton Bowl) | (13,557) |
| 12/2 | L | 21-31 | at San Diego (Balboa) | (17,874) |
| 12/9 | L | 17-32 | at Houston (Jeppesen) | (27,400) |
| 12/16 | W | 20-0 | BOSTON (Youell) | (8,000) |
| 1963 (10-4) | | | | |
| 9/7 | W | 24-13 | at Houston (Jeppesen) | (24,749)* |
| 9/15 | W | 35-17 | BUFFALO (Youell) | (17,568) |
| 9/22 | L | 14-20 | BOSTON (Youell) | (17,131) |
| 9/28 | L | 7-10 | at N.Y. Jets (Polo Grounds) | (17,100)* |
| 10/5 | L | 0-12 | at Buffalo | (24,846)* |
| 10/11 | L | 14-20 | at Boston (Fenway) | (26,494)* |
| 10/20 | W | 49-26 | N.Y. JETS (Youell) | (15,557) |
| 10/27 | W | 34-33 | at San Diego (Balboa) | (30,182) |
| 11/3 | W | 10-7 | KANSAS CITY (Youell) | (18,919) |
| 11/8 | W | 22-7 | at Kansas City (Municipal) | (24,879)* |
| 11/28 | W | 26-10 | at Denver | (14,763) |
| 12/8 | W | 41-27 | SAN DIEGO (Youell) | (20,249) |
| 12/15 | W | 35-31 | DENVER (Youell) | (15,223) |
| 12/22 | W | 52-49 | HOUSTON (Youell) | (17,401) |
| 1964 (5-7-2) | | | | |
| 9/13 | L | 14-17 | BOSTON (Youell) | (21,126) |
| 9/19 | L | 28-42 | at Houston (Jeppesen) | (26,482)* |
| 9/27 | L | 9-21 | KANSAS CITY (Youell) | (18,163) |
| 10/3 | L | 20-23 | at Buffalo | (36,451)* |
| 10/10 | L | 13-35 | at N.Y. Jets | (36,499)* |
| 10/16 | T | 43-43 | at Boston (Fenway) | (23,279) |
| 10/25 | W | 40-7 | DENVER (Youell) | (17,858) |
| 11/1 | L | 17-31 | at San Diego (Balboa) | (25,557) |
| 11/8 | L | 7-42 | at Kansas City | (21,023) |
| 11/15 | W | 20-10 | HOUSTON (Youell) | (16,375) |
| 11/22 | W | 35-26 | N.Y. JETS (Youell) | (15,589) |
| 11/29 | T | 20-20 | at Denver | (15,958) |
| 12/6 | W | 16-13 | BUFFALO (Youell) | (18,134) |
| 12/20 | W | 21-20 | SAN DIEGO (Youell) | (20,124) |
| 1965 (8-5-1) | | | | |
| 9/12 | W | 37-10 | KANSAS CITY (Youell) | (18,569) |
| 9/19 | L | 6-17 | SAN DIEGO (Youell) | (21,406) |
| 9/26 | W | 21-17 | HOUSTON (Youell) | (18,116) |
| 10/3 | L | 12-17 | at Buffalo | (41,246) |
| 10/8 | W | 24-10 | at Boston (Fenway) | (24,824)* |
| 10/16 | T | 24-24 | at N.Y. Jets | (54,890)* |
| 10/24 | W | 30-21 | BOSTON (Youell) | (20,585) |
| 10/31 | L | 7-14 | at Kansas City | (18,354) |
| 11/7 | W | 33-21 | at Houston (Rice) | (35,729) |
| 11/14 | L | 14-17 | BUFFALO (Youell) | (19,352) |
| 11/21 | W | 28-20 | at Denver | (30,369) |
| 12/5 | W | 24-13 | DENVER (Youell) | (19,023) |
| 12/12 | W | 24-14 | N.Y. JETS (Youell) | (19,013) |
| 12/19 | L | 14-24 | at San Diego (Balboa) | (26,056) |
| 1966 (8-5-1) | | | | |
| 9/2 | W | 23-14 | at Miami (Orange Bowl) | (26,776)* |
| 9/10 | L | 0-31 | at Houston (Rice) | (31,763)* |
| 9/18 | L | 10-32 | KANSAS CITY | (50,746) |

*Night game

| | | | | |
|-------------------------|---|-------|---|-----------|
| 9/25 | L | 20-29 | SAN DIEGO | (37,183) |
| 10/9 | W | 21-10 | MIAMI | (30,787) |
| 10/16 | W | 34-13 | at Kansas City | (33,057) |
| 10/23 | W | 24-21 | at N.Y. Jets | (58,135) |
| 10/30 | L | 21-24 | at Boston (Fenway) | (26,941) |
| 11/6 | W | 38-23 | HOUSTON | (34,102) |
| 11/13 | W | 41-19 | at San Diego (Balboa) | (26,230) |
| 11/20 | W | 17-3 | at Denver | (26,703) |
| 11/24 | L | 10-31 | BUFFALO | (36,781) |
| 12/3 | T | 28-28 | N.Y. JETS | (32,144) |
| 12/11 | W | 28-10 | DENVER | (31,765) |
| 1967 (13-1) | | | | |
| 9/10 | W | 51-0 | DENVER | (25,423) |
| 9/17 | W | 35-7 | BOSTON | (26,289) |
| 10/1 | W | 23-21 | KANSAS CITY | (50,268) |
| 10/7 | L | 14-27 | at N.Y. Jets | (63,106)* |
| 10/15 | W | 24-20 | at Buffalo | (45,758) |
| 10/22 | W | 48-14 | at Boston (Fenway) | (25,057) |
| 10/29 | W | 51-10 | SAN DIEGO | (53,474) |
| 11/5 | W | 21-17 | at Denver | (29,043) |
| 11/19 | W | 31-17 | MIAMI | (37,295) |
| 11/23 | W | 44-22 | at Kansas City | (44,020) |
| 12/3 | W | 41-21 | at San Diego | (53,474) |
| 12/10 | W | 19-7 | at Houston (Rice) | (36,375) |
| 12/17 | W | 38-29 | N.Y. JETS | (53,011) |
| 12/24 | W | 28-21 | BUFFALO | (30,738) |
| POSTSEASON (1-1) | | | | |
| 12/31 | W | 40-7 | HOUSTON (AFL Championship) | (53,330) |
| 1/14 | L | 14-33 | Green Bay (SB II at Miami) | (75,546) |
| 1968 (12-2) | | | | |
| 9/15 | W | 48-6 | at Buffalo | (43,057) |
| 9/21 | W | 47-21 | at Miami | (30,021)* |
| 9/29 | W | 24-15 | at Houston | (46,098) |
| 10/6 | W | 41-10 | BOSTON | (44,253) |
| 10/13 | L | 14-23 | SAN DIEGO | (53,257) |
| 10/20 | L | 10-24 | at Kansas City | (50,015) |
| 10/27 | W | 31-10 | CINCINNATI | (37,083) |
| 11/3 | W | 38-21 | KANSAS CITY | (53,357) |
| 11/10 | W | 43-7 | at Denver | (50,002) |
| 11/17 | W | 43-32 | N.Y. JETS | (53,118) |
| 11/24 | W | 34-0 | at Cincinnati (Nippert) | (27,116) |
| 11/28 | W | 13-10 | BUFFALO | (39,883) |
| 12/8 | W | 33-27 | DENVER | (47,754) |
| 12/15 | W | 34-27 | at San Diego | (40,698) |
| POSTSEASON (1-1) | | | | |
| 12/22 | W | 41-6 | KANSAS CITY (AFL Playoff) | (53,357) |
| 12/29 | L | 23-27 | at N.Y. Jets (AFL Championship) | (62,627) |
| 1969 (12-1-1) | | | | |
| 9/14 | W | 21-17 | HOUSTON | (49,361) |
| 9/20 | W | 20-17 | MIAMI | (50,277)* |
| 9/28 | W | 38-23 | at Boston (Boston College) | (19,069) |
| 10/4 | T | 20-20 | at Miami | (35,614)* |
| 10/12 | W | 24-14 | at Denver | (49,511) |
| 10/19 | W | 50-21 | BUFFALO | (54,418) |
| 10/26 | W | 24-12 | at San Diego | (54,008) |
| 11/2 | L | 17-31 | at Cincinnati | (27,927) |
| 11/9 | W | 41-10 | DENVER | (54,416) |
| 11/16 | W | 21-16 | SAN DIEGO | (54,372) |
| 11/23 | W | 27-24 | at Kansas City | (51,982) |
| 11/30 | W | 27-14 | at N.Y. Jets | (63,865) |
| 12/7 | W | 37-17 | CINCINNATI | (54,427) |
| 12/13 | W | 10-6 | KANSAS CITY | (54,443) |
| POSTSEASON (1-1) | | | | |
| 12/21 | W | 56-7 | HOUSTON (AFL Playoff) | (53,539) |
| 1/4/70 | L | 7-17 | KANSAS CITY (AFL Championship) | (54,544) |
| 1970 (8-4-2) | | | | |
| 9/20 | L | 21-31 | at Cincinnati | (56,616) |

| | | | | |
|-------------------------|---|-------|---------------------------------|-----------|
| 9/27 | T | 27-27 | at San Diego | (42,109) |
| 10/3 | L | 13-20 | at Miami | (57,540)* |
| 10/11 | W | 35-23 | DENVER | (54,436) |
| 10/19 | W | 34-20 | WASHINGTON | (54,471)* |
| 10/25 | W | 31-14 | PITTSBURGH | (54,423) |
| 11/1 | T | 17-17 | at Kansas City | (51,334) |
| 11/8 | W | 23-20 | CLEVELAND | (54,463) |
| 11/15 | W | 24-19 | at Denver | (50,959) |
| 11/22 | W | 20-17 | SAN DIEGO | (54,594) |
| 11/26 | L | 14-28 | at Detroit (Tiger Stadium) | (56,597) |
| 12/6 | W | 14-13 | at N.Y. Jets | (62,905) |
| 12/12 | W | 20-6 | KANSAS CITY | (54,496) |
| 12/20 | L | 7-38 | SAN FRANCISCO | (54,535) |
| POSTSEASON (1-1) | | | | |
| 12/27 | W | 21-14 | MIAMI (AFC Playoff) | (54,401) |
| 1/3/71 | L | 17-27 | at Baltimore (AFC Championship) | (56,368) |
| 1971 (8-4-2) | | | | |
| 9/19 | L | 6-20 | at New England (Schaefer) | (55,405) |
| 9/26 | W | 34-0 | at San Diego | (54,084) |
| 10/4 | W | 34-20 | at Cleveland | (84,285)* |
| 10/10 | W | 27-16 | at Denver | (51,200) |
| 10/17 | W | 34-10 | PHILADELPHIA | (54,615) |
| 10/24 | W | 31-27 | CINCINNATI | (54,699) |
| 10/31 | T | 20-20 | KANSAS CITY | (54,715) |
| 11/7 | T | 21-21 | at New Orleans (Tulane) | (83,102) |
| 11/14 | W | 41-21 | HOUSTON | (54,705) |
| 11/21 | W | 34-33 | SAN DIEGO | (54,681) |
| 11/28 | L | 14-37 | BALTIMORE | (54,689) |
| 12/5 | L | 13-24 | at Atlanta | (58,850) |
| 12/12 | L | 14-16 | at Kansas City | (51,215) |
| 12/19 | W | 21-13 | DENVER | (54,651) |
| 1972 (10-3-1) | | | | |
| 9/17 | L | 28-34 | at Pittsburgh | (50,141) |
| 9/24 | W | 20-14 | at Green Bay | (56,263) |
| 10/1 | T | 17-17 | SAN DIEGO | (53,455) |
| 10/9 | W | 34-0 | at Houston | (51,378)* |
| 10/15 | W | 28-16 | BUFFALO | (53,501) |
| 10/22 | L | 23-30 | DENVER | (53,551) |
| 10/29 | W | 45-17 | L.A. RAMS | (54,660) |
| 11/5 | L | 14-27 | at Kansas City | (82,094) |
| 11/12 | W | 20-14 | at Cincinnati | (59,485) |
| 11/19 | W | 37-20 | at Denver | (51,656) |
| 11/26 | W | 26-3 | KANSAS CITY | (54,801) |
| 12/3 | W | 21-19 | at San Diego | (54,611) |
| 12/11 | W | 24-16 | N.Y. JETS | (54,843)* |
| 12/17 | W | 28-21 | CHICAGO | (54,711) |
| POSTSEASON (0-1) | | | | |
| 12/23 | L | 7-13 | at Pittsburgh (AFC Playoff) | (50,350) |
| 1973 (9-4-1) | | | | |
| 9/16 | L | 16-24 | at Minnesota | (46,619) |
| 9/23 | W | 12-7 | MIAMI (Berkeley) | (74,121) |
| 9/30 | L | 3-16 | at Kansas City | (72,621) |
| 10/7 | W | 17-10 | at St. Louis | (49,051) |
| 10/14 | W | 27-17 | at San Diego | (52,630) |
| 10/22 | T | 23-23 | at Denver | (51,270)* |
| 10/28 | W | 34-21 | at Baltimore | (59,008) |
| 11/4 | W | 42-0 | N.Y. GIANTS | (53,964) |
| 11/11 | L | 9-17 | PITTSBURGH | (53,987) |
| 11/18 | L | 3-7 | CLEVELAND | (53,889) |
| 11/25 | W | 31-3 | SAN DIEGO | (53,562) |
| 12/2 | W | 17-6 | at Houston | (25,801) |
| 12/8 | W | 37-7 | KANSAS CITY | (53,061) |
| 12/16 | W | 21-17 | DENVER | (54,020) |
| POSTSEASON (1-1) | | | | |
| 12/22 | W | 33-14 | PITTSBURGH (AFC Playoff) | (53,662) |
| 12/30 | L | 10-27 | at Miami (AFC Championship) | (80,047) |

*Night game

1974 (12-2)

| | | | | |
|-------|---|-------|------------------|-----------|
| 9/16 | L | 20-21 | at Buffalo | (80,020)* |
| 9/22 | W | 27-7 | KANSAS CITY | (52,471) |
| 9/29 | W | 17-0 | at Pittsburgh | (48,304) |
| 10/6 | W | 40-24 | at Cleveland | (69,907) |
| 10/13 | W | 14-10 | at San Diego | (40,539) |
| 10/20 | W | 30-27 | CINCINNATI | (54,020) |
| 10/27 | W | 35-24 | at San Francisco | (61,385) |
| 11/3 | W | 28-17 | at Denver | (51,706) |
| 11/10 | W | 35-13 | DETROIT | (54,020) |
| 11/17 | W | 17-10 | SAN DIEGO | (53,880) |
| 11/24 | L | 17-20 | DENVER | (54,020) |
| 12/1 | W | 41-26 | NEW ENGLAND | (54,020) |
| 12/8 | W | 7-6 | at Kansas City | (76,711) |
| 12/14 | W | 27-23 | DALLAS | (54,020)* |

POSTSEASON (1-1)

| | | | | |
|-------|---|-------|-------------------------------|----------|
| 12/21 | W | 28-26 | MIAMI (AFC Playoff) | (54,020) |
| 12/29 | L | 13-24 | PITTSBURGH (AFC Championship) | (54,004) |

1975 (11-3)

| | | | | |
|-------|---|------------|----------------|-----------|
| 9/22 | W | 31-21 | at Miami | (78,744)* |
| 9/28 | W | 31-20 | at Baltimore | (41,023) |
| 10/5 | W | 6-0 | at San Diego | (34,147) |
| 10/12 | L | 10-42 | at Kansas City | (63,870) |
| 10/19 | L | 10-14 | at Cincinnati | (56,058) |
| 10/26 | W | 25-0 | SAN DIEGO | (53,791) |
| 11/2 | W | 42-17 | at Denver | (52,868) |
| 11/9 | W | 48-10 | NEW ORLEANS | (53,764) |
| 11/16 | W | 38-17 | CLEVELAND | (53,944) |
| 11/23 | W | 26-23 (OT) | at Washington | (55,004) |
| 11/30 | W | 37-34 (OT) | ATLANTA | (53,804) |
| 12/8 | W | 17-10 | DENVER | (54,037)* |
| 12/14 | L | 26-27 | HOUSTON | (54,020) |
| 12/21 | W | 28-20 | KANSAS CITY | (54,020) |

POSTSEASON (1-1)

| | | | | |
|--------|---|-------|----------------------------------|----------|
| 12/28 | W | 31-28 | CINCINNATI (AFC Playoff) | (53,994) |
| 1/4/76 | L | 10-16 | at Pittsburgh (AFC Championship) | (49,103) |

1976 (13-1)

| | | | | |
|-------|---|-------|-----------------|-----------|
| 9/12 | W | 31-28 | PITTSBURGH | (52,718) |
| 9/20 | W | 24-21 | at Kansas City | (63,225)* |
| 9/26 | W | 14-13 | at Houston | (45,426) |
| 10/3 | L | 17-48 | at New England | (59,837) |
| 10/10 | W | 27-17 | at San Diego | (52,546) |
| 10/17 | W | 17-10 | at Denver | (63,532) |
| 10/24 | W | 18-14 | GREEN BAY | (53,751) |
| 10/31 | W | 19-6 | DENVER | (53,805) |
| 11/7 | W | 28-27 | at Chicago | (57,359) |
| 11/14 | W | 21-10 | KANSAS CITY | (53,795) |
| 11/21 | W | 26-7 | at Philadelphia | (65,990) |
| 11/28 | W | 49-16 | TAMPA BAY | (53,249) |
| 12/6 | W | 35-20 | CINCINNATI | (54,037)* |
| 12/12 | W | 24-0 | SAN DIEGO | (53,658) |

POSTSEASON (3-0)

| | | | | |
|--------|---|-------|-------------------------------|-----------|
| 12/18 | W | 24-21 | NEW ENGLAND (AFC Playoff) | (54,037) |
| 12/26 | W | 24-7 | PITTSBURGH (AFC Championship) | (53,821) |
| 1/9/77 | W | 32-14 | Minnesota (SB XI at Pasadena) | (103,424) |

1977 (11-3)

| | | | | |
|-------|---|-------|----------------|-----------|
| 9/18 | W | 24-0 | SAN DIEGO | (52,960) |
| 9/25 | W | 16-7 | at Pittsburgh | (50,398) |
| 10/3 | W | 37-28 | at Kansas City | (63,393)* |
| 10/9 | W | 26-10 | at Cleveland | (81,503) |
| 10/16 | L | 7-30 | DENVER | (54,598) |
| 10/23 | W | 28-27 | at N.Y. Jets | (60,359) |
| 10/30 | W | 24-14 | at Denver | (75,086) |
| 11/6 | W | 44-7 | SEATTLE | (54,027) |
| 11/13 | W | 34-29 | HOUSTON | (54,598) |
| 11/20 | L | 7-12 | at San Diego | (52,127) |
| 11/28 | W | 34-13 | BUFFALO | (54,598)* |
| 12/4 | L | 14-20 | at L.A. Rams | (71,039) |

| | | | | |
|-------------------------|---|------------|-------------------------------------|-----------|
| 12/11 | W | 35-13 | MINNESOTA | (54,598) |
| 12/18 | W | 21-20 | KANSAS CITY | (54,499) |
| POSTSEASON (1-1) | | | | |
| 12/24 | W | 37-31 (OT) | at Baltimore (AFC Playoff) | (60,763) |
| 1/1/78 | L | 17-20 | at Denver (AFC Championship) | (75,044) |
| 1978 (9-7) | | | | |
| 9/3 | L | 6-14 | at Denver | (75,092) |
| 9/10 | W | 21-20 | at San Diego | (52,469) |
| 9/17 | W | 28-3 | at Green Bay | (56,212) |
| 9/24 | L | 14-21 | NEW ENGLAND | (53,500)* |
| 10/1 | W | 25-19 (OT) | at Chicago | (57,359) |
| 10/8 | W | 21-17 | HOUSTON | (54,468) |
| 10/15 | W | 28-6 | KANSAS CITY | (54,422) |
| 10/22 | L | 7-27 | at Seattle | (64,799) |
| 10/29 | L | 23-27 | SAN DIEGO | (54,599) |
| 11/5 | W | 20-10 | at Kansas City | (77,857) |
| 11/13 | W | 34-21 | at Cincinnati | (56,524)* |
| 11/19 | W | 29-17 | DETROIT | (54,422) |
| 11/26 | L | 16-17 | SEATTLE | (54,599) |
| 12/3 | L | 6-21 | DENVER | (54,616)* |
| 12/10 | L | 6-23 | at Miami | (75,419) |
| 12/17 | W | 27-20 | MINNESOTA | (54,599) |
| 1979 (9-7) | | | | |
| 9/2 | W | 24-17 | at L.A. Rams | (63,925) |
| 9/9 | L | 10-30 | at San Diego | (52,413) |
| 9/16 | L | 10-27 | at Seattle | (64,761) |
| 9/23 | L | 7-35 | at Kansas City | (69,308) |
| 9/30 | W | 27-3 | DENVER | (54,599) |
| 10/8 | W | 13-3 | MIAMI | (54,600)* |
| 10/14 | W | 50-19 | ATLANTA | (54,446) |
| 10/21 | L | 19-28 | at N.Y. Jets | (60,372) |
| 10/25 | W | 45-22 | SAN DIEGO | (54,583)* |
| 11/4 | W | 23-10 | SAN FRANCISCO | (54,583) |
| 11/11 | L | 17-31 | at Houston | (53,383) |
| 11/18 | L | 21-24 | KANSAS CITY | (54,583) |
| 11/25 | W | 14-10 | at Denver | (75,103) |
| 12/3 | W | 42-35 | at New Orleans | (71,323)* |
| 12/9 | W | 19-14 | CLEVELAND | (54,583) |
| 12/16 | L | 24-29 | SEATTLE | (54,538) |
| 1980 (11-5) | | | | |
| 9/7 | W | 27-14 | at Kansas City | (57,055) |
| 9/14 | L | 24-30 (OT) | at San Diego | (52,675) |
| 9/21 | W | 24-21 | WASHINGTON | (47,335) |
| 9/28 | L | 7-24 | at Buffalo | (80,020) |
| 10/5 | L | 17-31 | KANSAS CITY | (43,513) |
| 10/12 | W | 38-24 | SAN DIEGO | (49,009) |
| 10/20 | W | 45-34 | at Pittsburgh | (53,940)* |
| 10/26 | W | 33-14 | SEATTLE | (51,141) |
| 11/2 | W | 16-10 | MIAMI | (48,473) |
| 11/9 | W | 28-17 | CINCINNATI | (46,070) |
| 11/17 | W | 19-17 | at Seattle | (64,771)* |
| 11/23 | L | 7-10 | at Philadelphia | (71,522) |
| 12/1 | W | 9-3 | DENVER | (54,563) |
| 12/7 | L | 13-19 | DALLAS | (54,578) |
| 12/14 | W | 24-21 | at Denver | (75,103) |
| 12/21 | W | 33-17 | at N.Y. Giants | (76,734) |
| POSTSEASON (4-0) | | | | |
| 12/28 | W | 27-7 | HOUSTON (AFC Wild Card Playoff) | (54,539) |
| 1/4/81 | W | 14-12 | at Cleveland (AFC Playoff) | (79,473) |
| 1/11/81 | W | 34-27 | at San Diego (AFC Championship) | (52,675) |
| 1/25/81 | W | 27-10 | Philadelphia (SB XV at New Orleans) | (75,500) |
| 1981 (7-9) | | | | |
| 9/6 | L | 7-9 | at Denver | (75,123) |
| 9/14 | W | 36-10 | at Minnesota | (48,446)* |
| 9/20 | W | 20-10 | SEATTLE | (47,141) |
| 9/27 | L | 0-16 | at Detroit | (80,638) |
| 10/4 | L | 0-17 | DENVER | (52,434) |

*Night game

| | | | | |
|-------|---|-------|----------------|-----------|
| 10/11 | L | 0-27 | at Kansas City | (77,992) |
| 10/18 | W | 18-16 | TAMPA BAY | (44,811) |
| 10/25 | L | 17-28 | KANSAS CITY | (45,783) |
| 11/1 | W | 27-17 | NEW ENGLAND | (46,796) |
| 11/8 | L | 16-17 | at Houston | (53,465) |
| 11/15 | W | 33-17 | at Miami | (67,531) |
| 11/22 | L | 21-55 | SAN DIEGO | (54,568) |
| 11/29 | W | 32-31 | at Seattle | (64,750) |
| 12/7 | W | 30-27 | PITTSBURGH | (54,555)* |
| 12/13 | L | 6-23 | CHICAGO | (45,825) |
| 12/21 | L | 10-23 | at San Diego | (52,975)* |

1982 (8-1)

| | | | | |
|--------|---|-------|---------------------------|-----------|
| 9/12 | W | 23-17 | at San Francisco | (61,125) |
| 9/19 | W | 38-14 | at Atlanta | (59,719) |
| 11/22 | W | 28-24 | SAN DIEGO (L.A. Coliseum) | (55,060)* |
| 11/28 | L | 17-31 | at Cincinnati | (59,446) |
| 12/5 | W | 28-23 | SEATTLE | (52,250) |
| 12/12 | W | 21-16 | at Kansas City | (37,043) |
| 12/18 | W | 37-31 | L.A. RAMS | (65,776) |
| 12/26 | W | 27-10 | DENVER | (54,107) |
| 1/2/83 | W | 41-34 | at San Diego | (52,664) |

POSTSEASON (1-1)

| | | | | |
|---------|---|-------|---------------------------------|----------|
| 1/8/83 | W | 27-10 | CLEVELAND (AFC Playoff Round 1) | (57,246) |
| 1/15/83 | L | 14-17 | N.Y. JETS (AFC Playoff Round 2) | (90,688) |

1983 (12-4)

| | | | | |
|-------|---|-------|----------------|-----------|
| 9/4 | W | 20-10 | at Cincinnati | (55,904) |
| 9/11 | W | 20-6 | HOUSTON | (43,609) |
| 9/19 | W | 27-14 | MIAMI | (60,696)* |
| 9/25 | W | 22-7 | at Denver | (75,103) |
| 10/2 | L | 35-37 | at Washington | (55,045) |
| 10/9 | W | 21-20 | KANSAS CITY | (46,596) |
| 10/16 | L | 36-38 | at Seattle | (64,880) |
| 10/23 | W | 40-38 | at Dallas | (65,070)* |
| 10/30 | L | 21-34 | SEATTLE | (54,562) |
| 11/6 | W | 28-20 | at Kansas City | (77,865) |
| 11/13 | W | 22-20 | DENVER | (57,562) |
| 11/20 | W | 27-24 | at Buffalo | (73,586) |
| 11/27 | W | 27-12 | N.Y. GIANTS | (49,103) |
| 12/1 | W | 42-10 | at San Diego | (49,956)* |
| 12/11 | L | 24-34 | ST. LOUIS | (43,869) |
| 12/18 | W | 30-14 | SAN DIEGO | (64,779) |

POSTSEASON (3-0)

| | | | | |
|---------|---|-------|-------------------------------------|----------|
| 1/1/84 | W | 38-10 | PITTSBURGH (AFC Divisional Playoff) | (92,434) |
| 1/8/84 | W | 30-14 | SEATTLE (AFC Championship) | (92,335) |
| 1/22/84 | W | 38-9 | Washington (SB XVIII at Tampa) | (72,920) |

1984 (11-5)

| | | | | |
|-------|---|------------|----------------|-----------|
| 9/2 | W | 24-14 | at Houston | (52,678) |
| 9/9 | W | 28-7 | GREEN BAY | (54,057) |
| 9/16 | W | 22-20 | at Kansas City | (77,260) |
| 9/24 | W | 33-30 | SAN DIEGO | (80,674)* |
| 9/30 | L | 13-16 | at Denver | (75,100) |
| 10/7 | W | 28-14 | SEATTLE | (80,929) |
| 10/14 | W | 23-20 | MINNESOTA | (54,323) |
| 10/21 | W | 44-37 | at San Diego | (60,183) |
| 10/28 | L | 19-22 (OT) | DENVER | (92,469) |
| 11/4 | L | 6-17 | at Chicago | (65,790) |
| 11/12 | L | 14-17 | at Seattle | (64,931)* |
| 11/18 | W | 17-7 | KANSAS CITY | (61,015) |
| 11/25 | W | 21-7 | INDIANAPOLIS | (49,423) |
| 12/2 | W | 45-34 | at Miami | (75,151) |
| 12/10 | W | 24-3 | at Detroit | (70,742)* |
| 12/16 | L | 7-13 | PITTSBURGH | (87,291) |

POSTSEASON (0-1)

| | | | | |
|-------|---|------|------------------------------------|----------|
| 12/22 | L | 7-13 | at Seattle (AFC Wild Card Playoff) | (64,910) |
|-------|---|------|------------------------------------|----------|

1985 (12-4)

| | | | | |
|------|---|-------|----------------|-----------|
| 9/8 | W | 31-0 | N.Y. JETS | (61,009) |
| 9/12 | L | 20-36 | at Kansas City | (74,359)* |
| 9/22 | L | 10-34 | SAN FRANCISCO | (92,487) |

| | | | | |
|-------|---|------------|----------------|-----------|
| 9/29 | W | 35-20 | at New England | (60,793) |
| 10/6 | W | 19-10 | KANSAS CITY | (61,409) |
| 10/13 | W | 23-13 | NEW ORLEANS | (56,269) |
| 10/20 | W | 21-20 | at Cleveland | (79,833) |
| 10/28 | W | 34-21 | SAN DIEGO | (72,022)* |
| 11/3 | L | 3-33 | at Seattle | (64,924) |
| 11/10 | L | 34-40 (OT) | at San Diego | (60,142) |
| 11/17 | W | 13-6 | CINCINNATI | (59,012) |
| 11/24 | W | 31-28 (OT) | DENVER | (79,039) |
| 12/1 | W | 34-24 | at Atlanta | (44,712) |
| 12/8 | W | 17-14 (OT) | at Denver | (75,100) |
| 12/15 | W | 13-3 | SEATTLE | (81,201) |
| 12/23 | W | 16-6 | at L.A. Rams | (68,904)* |

POSTSEASON (0-1)

| | | | | |
|--------|---|-------|---------------------------|----------|
| 1/5/86 | L | 20-27 | New England (AFC Playoff) | (89,289) |
|--------|---|-------|---------------------------|----------|

1986 (8-8)

| | | | | |
|-------|---|------------|----------------|-----------|
| 9/7 | L | 36-38 | at Denver | (75,898) |
| 9/14 | L | 6-10 | at Washington | (55,622) |
| 9/21 | L | 9-14 | N.Y. GIANTS | (73,318) |
| 9/28 | W | 17-13 | SAN DIEGO | (67,147) |
| 10/5 | W | 24-17 | at Kansas City | (78,671) |
| 10/12 | W | 14-10 | SEATTLE | (73,055) |
| 10/19 | W | 30-28 | at Miami | (75,284) |
| 10/26 | W | 28-17 | at Houston | (46,459) |
| 11/2 | L | 10-21 | DENVER | (92,496) |
| 11/9 | W | 17-13 | at Dallas | (63,147) |
| 11/16 | W | 27-14 | CLEVELAND | (70,030) |
| 11/20 | W | 37-31 (OT) | at San Diego | (60,692)* |
| 11/30 | L | 27-33 (OT) | PHILADELPHIA | (60,117) |
| 12/8 | L | 0-37 | at Seattle | (64,944)* |
| 12/14 | L | 17-20 | KANSAS CITY | (68,771) |
| 12/21 | L | 24-30 | INDIANAPOLIS | (55,147) |

1987 (5-10)

| | | | | |
|-------|---|-------|----------------|-----------|
| 9/13 | W | 20-0 | at Green Bay | (56,999) |
| 9/20 | W | 27-7 | DETROIT | (52,105) |
| 10/4 | W | 35-17 | KANSAS CITY | (26,645) |
| 10/12 | L | 14-30 | at Denver | (63,452)* |
| 10/18 | L | 17-23 | SAN DIEGO | (34,807) |
| 10/25 | L | 13-35 | SEATTLE | (59,010) |
| 11/1 | L | 23-26 | at New England | (61,000) |
| 11/8 | L | 20-31 | at Minnesota | (63,208) |
| 11/15 | L | 14-16 | at San Diego | (61,970) |
| 11/22 | L | 17-23 | DENVER | (68,116) |
| 11/30 | W | 37-14 | at Seattle | (64,640)* |
| 12/6 | W | 34-21 | BUFFALO | (52,100) |
| 12/13 | L | 10-16 | at Kansas City | (70,219) |
| 12/20 | L | 17-24 | CLEVELAND | (51,019) |
| 12/27 | L | 3-6 | CHICAGO | (86,011) |

1988 (7-9)

| | | | | |
|-------|---|------------|------------------|-----------|
| 9/4 | W | 24-13 | SAN DIEGO | (45,171) |
| 9/11 | L | 35-38 | at Houston | (47,305) |
| 9/18 | L | 17-22 | L.A. RAMS | (86,027) |
| 9/26 | W | 30-27 (OT) | at Denver | (76,180)* |
| 10/2 | L | 21-45 | CINCINNATI | (45,584) |
| 10/9 | L | 14-24 | MIAMI | (55,178) |
| 10/16 | W | 27-17 | at Kansas City | (78,516) |
| 10/23 | L | 6-20 | at New Orleans | (69,134) |
| 10/30 | W | 17-10 | KANSAS CITY | (44,032) |
| 11/6 | W | 13-3 | at San Diego | (60,786)* |
| 11/13 | W | 9-3 | at San Francisco | (64,523) |
| 11/20 | L | 6-12 | ATLANTA | (48,108) |
| 11/28 | L | 27-35 | at Seattle | (64,627)* |
| 12/4 | W | 21-20 | DENVER | (69,201) |
| 12/11 | L | 21-37 | at Buffalo | (80,217) |
| 12/18 | L | 37-43 | SEATTLE | (66,540) |

*Night game

1989 (8-8)

| | | | | |
|-------|---|------------|-----------------|-----------|
| 9/10 | W | 40-14 | SAN DIEGO | (43,086) |
| 9/17 | L | 19-24 | at Kansas City | (77,649) |
| 9/24 | L | 21-31 | at Denver | (76,055) |
| 10/1 | L | 20-24 | SEATTLE | (48,002) |
| 10/9 | W | 14-7 | at N.Y. Jets | (76,891)* |
| 10/15 | W | 20-14 | KANSAS CITY | (44,131) |
| 10/22 | L | 7-10 | at Philadelphia | (66,883) |
| 10/29 | W | 37-24 | WASHINGTON | (56,763) |
| 11/5 | W | 28-7 | CINCINNATI | (54,241) |
| 11/12 | L | 12-14 | at San Diego | (62,257)* |
| 11/19 | L | 7-23 | at Houston | (61,824) |
| 11/26 | W | 24-21 | NEW ENGLAND | (41,349) |
| 12/3 | W | 16-13 (OT) | DENVER | (90,016) |
| 12/10 | W | 16-14 | PHOENIX | (46,053) |
| 12/17 | L | 17-23 | at Seattle | (64,632)* |
| 12/24 | L | 17-34 | at N.Y. Giants | (77,073) |

1990 (12-4)

| | | | | |
|-------|---|-------|----------------|-----------|
| 9/9 | W | 14-9 | DENVER | (55,684) |
| 9/16 | W | 17-13 | at Seattle | (64,531) |
| 9/23 | W | 20-3 | PITTSBURGH | (51,063) |
| 9/30 | W | 24-10 | CHICAGO | (81,237) |
| 10/7 | L | 24-38 | at Buffalo | (80,332)* |
| 10/14 | W | 24-17 | SEATTLE | (51,101) |
| 10/21 | W | 24-9 | at San Diego | (62,565) |
| 11/4 | L | 7-9 | at Kansas City | (77,937) |
| 11/11 | L | 16-29 | GREEN BAY | (52,638) |
| 11/19 | W | 13-10 | at Miami | (72,393)* |
| 11/25 | L | 24-27 | KANSAS CITY | (65,303) |
| 12/2 | W | 23-20 | at Denver | (76,109) |
| 12/10 | W | 38-31 | at Detroit | (80,066)* |
| 12/16 | W | 24-7 | CINCINNATI | (55,110) |
| 12/22 | W | 28-24 | at Minnesota | (63,314) |
| 12/30 | W | 17-12 | SAN DIEGO | (64,445) |

POSTSEASON (1-1)

| | | | | |
|---------|---|-------|-------------------------------|----------|
| 1/13/91 | W | 20-10 | CINCINNATI (AFC Playoff) | (92,488) |
| 1/20/91 | L | 3-51 | at Buffalo (AFC Championship) | (80,632) |

1991 (9-7)

| | | | | |
|-------|---|------------|----------------|-----------|
| 9/1 | L | 17-47 | at Houston | (62,425) |
| 9/8 | W | 16-13 | DENVER | (50,812) |
| 9/15 | W | 16-0 | INDIANAPOLIS | (42,008) |
| 9/22 | L | 17-21 | at Atlanta | (59,241) |
| 9/29 | W | 12-6 | SAN FRANCISCO | (92,488) |
| 10/6 | L | 13-21 | SAN DIEGO | (46,029) |
| 10/13 | W | 23-20 (OT) | at Seattle | (64,605)* |
| 10/20 | W | 20-17 | L.A. RAMS | (86,203) |
| 10/28 | L | 21-24 | at Kansas City | (77,870)* |
| 11/10 | W | 17-16 | at Denver | (76,087) |
| 11/17 | W | 31-7 | SEATTLE | (50,302) |
| 11/24 | W | 38-14 | at Cincinnati | (60,046) |
| 12/1 | W | 9-7 | at San Diego | (61,610)* |
| 12/8 | L | 27-30 (OT) | BUFFALO | (86,746) |
| 12/16 | L | 0-27 | at New Orleans | (68,625)* |
| 12/22 | L | 21-27 | KANSAS CITY | (67,012) |

POSTSEASON (0-1)

| | | | | |
|-------|---|------|--|----------|
| 12/28 | L | 6-10 | at Kansas City (AFC Wild Card Playoff) | (77,191) |
|-------|---|------|--|----------|

1992 (7-9)

| | | | | |
|-------|---|------------|-----------------|-----------|
| 9/6 | L | 13-17 | at Denver | (75,758)* |
| 9/13 | L | 21-24 (OT) | at Cincinnati | (58,445) |
| 9/20 | L | 16-28 | CLEVELAND | (48,537) |
| 9/28 | L | 7-27 | at Kansas City | (77,622) |
| 10/4 | W | 13-10 | N.Y. GIANTS | (43,103) |
| 10/11 | W | 20-3 | BUFFALO | (53,017) |
| 10/18 | W | 19-0 | at Seattle | (65,896) |
| 10/25 | L | 13-28 | DALLAS | (92,488) |
| 11/8 | L | 10-31 | at Philadelphia | (66,726) |
| 11/15 | W | 20-3 | SEATTLE | (58,564) |
| 11/22 | W | 24-0 | DENVER | (50,129) |

| | | | | |
|-------|---|-------|-------------------------|-----------|
| 11/29 | L | 3-27 | at San Diego | (62,350) |
| 12/6 | W | 28-7 | KANSAS CITY | (45,227) |
| 12/14 | L | 7-20 | at Miami | (72,220)* |
| 12/20 | L | 14-36 | SAN DIEGO | (40,430) |
| 12/26 | W | 21-20 | at Washington | (56,454) |

1993 (10-6)

| | | | | |
|-------------------------|---|------------|--|-----------|
| 9/5 | W | 24-7 | MINNESOTA | (45,136) |
| 9/12 | W | 17-13 | at Seattle | (65,639)* |
| 9/19 | L | 16-19 | CLEVELAND | (49,101) |
| 10/3 | L | 9-24 | at Kansas City | (78,263) |
| 10/10 | W | 24-20 | N.Y. JETS | (42,156) |
| 10/18 | W | 23-20 | at Denver | (75,937)* |
| 10/31 | L | 23-30 | SAN DIEGO | (46,090) |
| 11/7 | W | 16-14 | at Chicago | (66,950) |
| 11/14 | L | 20-31 | KANSAS CITY | (67,800) |
| 11/21 | W | 12-7 | at San Diego | (63,059) |
| 11/28 | L | 10-16 | at Cincinnati | (59,305) |
| 12/5 | W | 25-24 | at Buffalo | (79,680) |
| 12/12 | W | 27-23 | SEATTLE | (38,540) |
| 12/19 | W | 27-20 | TAMPA BAY | (42,453) |
| 12/26 | L | 0-28 | at Green Bay | (59,507) |
| 1/2/94 | W | 33-30 (OT) | DENVER | (67,800) |
| POSTSEASON (1-1) | | | | |
| 1/9/94 | W | 42-24 | DENVER (AFC Wild Card Playoff) | (67,800) |
| 1/15/94 | L | 23-29 | at Buffalo (AFC Playoff) | (80,290) |

1994 (9-7)

| | | | | |
|-------|---|------------|----------------------------|-----------|
| 9/5 | L | 14-44 | at San Francisco | (69,357)* |
| 9/11 | L | 9-38 | SEATTLE | (48,040) |
| 9/18 | W | 48-16 | at Denver | (75,959) |
| 9/25 | L | 24-26 | SAN DIEGO | (56,037) |
| 10/9 | W | 21-17 | at New England | (60,992) |
| 10/16 | L | 17-20 (OT) | at Miami | (74,207) |
| 10/23 | W | 30-17 | ATLANTA | (43,190) |
| 10/30 | W | 17-14 | HOUSTON | (43,221) |
| 11/6 | L | 3-13 | at Kansas City | (79,450)* |
| 11/13 | W | 20-17 | at L.A. Rams | (68,899) |
| 11/20 | W | 24-19 | New Orleans | (43,080) |
| 11/27 | L | 3-21 | PITTSBURGH | (60,399) |
| 12/5 | W | 24-17 | at San Diego | (63,604)* |
| 12/11 | W | 23-13 | DENVER | (60,146) |
| 12/18 | W | 17-16 | at Seattle | (65,991)* |
| 12/24 | L | 9-19 | KANSAS CITY | (67,642) |

1995 (8-8)***

| | | | | |
|-------|---|------------|--------------------------|-----------|
| 9/3 | W | 17-7 | SAN DIEGO | (50,323) |
| 9/10 | W | 20-8 | at Washington | (56,454) |
| 9/17 | L | 17-23 (OT) | at Kansas City | (79,359) |
| 9/24 | W | 48-17 | PHILADELPHIA | (50,101) |
| 10/1 | W | 47-10 | at N.Y. Jets | (77,716)* |
| 10/8 | W | 34-14 | SEATTLE | (50,732) |
| 10/16 | L | 0-27 | at Denver | (75,964)* |
| 10/22 | W | 30-17 | INDIANAPOLIS | (54,444) |
| 11/5 | W | 20-17 | at Cincinnati | (59,864) |
| 11/12 | W | 17-13 | at N.Y. Giants | (78,005) |
| 11/19 | L | 21-34 | DALLAS | (54,444) |
| 11/27 | L | 6-12 | at San Diego | (63,177)* |
| 12/3 | L | 23-29 | KANSAS CITY | (54,444) |
| 12/10 | L | 10-29 | PITTSBURGH | (54,444) |
| 12/17 | L | 10-44 | at Seattle | (66,127)* |
| 12/24 | L | 28-31 | DENVER | (54,444) |

1996 (7-9)

| | | | | |
|------|---|-------|--------------------------|----------|
| 9/1 | L | 14-19 | at Baltimore | (64,496) |
| 9/8 | L | 3-19 | at Kansas City | (79,523) |
| 9/15 | W | 17-3 | Jacksonville | (46,433) |
| 9/22 | L | 34-40 | SAN DIEGO | (49,249) |
| 9/29 | L | 17-19 | at Chicago | (66,944) |
| 10/6 | W | 34-13 | at N.Y. Jets | (77,716) |

*Night game

***First season of Raiders return to Oakland

WWW.RAIDERS.COM 215

| | | | | |
|-------|---|------------|--------------|-----------|
| 10/13 | W | 37-21 | DETROIT | (50,125) |
| 10/21 | W | 23-14 | at San Diego | (62,583)* |
| 11/4 | L | 21-22 | DENVER | (61,656)* |
| 11/10 | L | 17-20 (OT) | at Tampa Bay | (46,300) |
| 11/17 | L | 13-16 (OT) | MINNESOTA | (47,175)* |
| 11/24 | W | 27-21 | at Seattle | (55,057) |
| 12/1 | W | 17-7 | MIAMI | (61,436) |
| 12/9 | W | 26-7 | KANSAS CITY | (61,587)* |
| 12/15 | L | 19-24 | at Denver | (75,896) |
| 12/22 | L | 21-28 | SEATTLE | (47,357) |

1997 (4-12)

| | | | | |
|-------|---|------------|----------------|-----------|
| 8/31 | L | 21-24 (OT) | at Tennessee | (30,171) |
| 9/8 | L | 27-28 | KANSAS CITY | (61,523)* |
| 9/14 | W | 36-31 | at Atlanta | (47,922) |
| 9/21 | L | 22-23 | at N.Y. Jets | (77,716) |
| 9/28 | W | 35-17 | ST. LOUIS | (42,506) |
| 10/5 | L | 10-25 | SAN DIEGO | (43,648) |
| 10/19 | W | 28-25 | DENVER | (57,006) |
| 10/26 | L | 34-45 | at Seattle | (66,624) |
| 11/2 | L | 14-38 | at Carolina | (71,064) |
| 11/9 | L | 10-13 | NEW ORLEANS | (40,091) |
| 11/16 | W | 38-13 | at San Diego | (65,714)* |
| 11/24 | L | 3-31 | at Denver | (75,953)* |
| 11/30 | L | 16-34 | MIAMI | (50,569) |
| 12/7 | L | 0-30 | at Kansas City | (79,818) |
| 12/14 | L | 21-22 | SEATTLE | (40,124) |
| 12/21 | L | 9-20 | JACKSONVILLE | (40,032) |

1998 (8-8)

| | | | | |
|-------|---|-------|----------------|-----------|
| 9/6 | L | 8-28 | at Kansas City | (79,765) |
| 9/13 | W | 20-17 | N.Y. GIANTS | (40,545) |
| 9/20 | L | 17-34 | DENVER | (56,578) |
| 9/27 | W | 13-12 | at Dallas | (63,544) |
| 10/4 | W | 23-20 | at Arizona | (53,240) |
| 10/11 | W | 7-6 | SAN DIEGO | (42,467) |
| 10/25 | W | 27-10 | CINCINNATI | (40,089) |
| 11/1 | W | 31-18 | at Seattle | (66,246)* |
| 11/8 | L | 10-13 | at Baltimore | (69,037) |
| 11/15 | W | 20-17 | SEATTLE | (51,527) |
| 11/22 | L | 14-40 | at Denver | (75,931) |
| 11/29 | L | 19-29 | WASHINGTON | (41,409) |
| 12/6 | L | 17-27 | MIAMI | (61,254) |
| 12/13 | L | 21-44 | at Buffalo | (62,002) |
| 12/20 | W | 17-10 | at San Diego | (60,716) |
| 12/26 | L | 24-31 | KANSAS CITY | (52,679) |

1999 (8-8)

| | | | | |
|-------|---|------------|----------------|-----------|
| 9/12 | L | 24-28 | at Green Bay | (59,872) |
| 9/19 | W | 22-17 | at Minnesota | (64,080) |
| 9/26 | W | 24-17 | CHICAGO | (50,458) |
| 10/3 | L | 21-22 | at Seattle | (66,400)* |
| 10/10 | L | 13-16 | DENVER | (55,704) |
| 10/17 | W | 20-14 | at Buffalo | (71,113) |
| 10/24 | W | 24-23 | N.Y. JETS | (47,326) |
| 10/31 | L | 9-16 | MIAMI | (61,556) |
| 11/14 | W | 28-9 | SAN DIEGO | (43,353) |
| 11/22 | L | 21-27 (OT) | at Denver | (70,012)* |
| 11/28 | L | 34-37 | KANSAS CITY | (48,632) |
| 12/5 | W | 30-21 | SEATTLE | (44,716) |
| 12/9 | L | 14-21 | at Tennessee | (66,357)* |
| 12/19 | W | 45-0 | TAMPA BAY | (46,395) |
| 12/26 | L | 20-23 | at San Diego | (63,846) |
| 1/2 | W | 41-38 (OT) | at Kansas City | (79,026) |

2000 (12-4)

| | | | | |
|-------|---|------------|------------------|----------|
| 9/3 | W | 9-6 | SAN DIEGO | (56,373) |
| 9/10 | W | 38-31 | at Indianapolis | (56,769) |
| 9/17 | L | 24-33 | DENVER | (62,078) |
| 9/24 | W | 36-10 | CLEVELAND | (45,702) |
| 10/8 | W | 34-28 (OT) | at San Francisco | (68,344) |
| 10/15 | W | 20-17 | at Kansas City | (79,025) |

| | | | | |
|-------------------------|---|------------|---|-----------|
| 10/22 | W | 31-3 | SEATTLE | (57,490) |
| 10/29 | W | 15-13 | at San Diego | (66,659)* |
| 11/5 | W | 49-31 | KANSAS CITY | (62,428) |
| 11/13 | L | 24-27 | at Denver | (75,951)* |
| 11/19 | W | 31-22 | at New Orleans | (64,900) |
| 11/26 | W | 41-14 | ATLANTA | (55,175) |
| 12/3 | L | 20-21 | at Pittsburgh | (55,811) |
| 12/10 | W | 31-7 | N.Y. JETS | (62,632)* |
| 12/16 | L | 24-27 | at Seattle | (68,681) |
| 12/24 | W | 52-9 | CAROLINA | (60,637) |
| POSTSEASON (1-1) | | | | |
| 1/6/01 | W | 27-0 | MIAMI (AFC Divisional Playoff) | (61,998) |
| 1/14/01 | L | 3-16 | BALTIMORE (AFC Championship) | (62,748) |
| 2001 (10-6) | | | | |
| 9/9 | W | 27-24 | at Kansas City | (78,844) |
| 9/23 | L | 15-18 | at Miami | (73,404) |
| 9/30 | W | 38-14 | SEATTLE | (54,629) |
| 10/7 | W | 28-21 | DALLAS | (61,535) |
| 10/14 | W | 23-18 | at Indianapolis | (56,972)* |
| 10/28 | W | 20-10 | at Philadelphia | (65,342) |
| 11/5 | W | 38-28 | DENVER | (62,637)* |
| 11/11 | L | 27-34 | at Seattle | (67,231)* |
| 11/18 | W | 34-24 | SAN DIEGO | (61,960) |
| 11/25 | W | 28-10 | at N.Y. Giants | (78,756) |
| 12/2 | L | 31-34 (OT) | ARIZONA | (46,601) |
| 12/9 | W | 28-26 | KANSAS CITY | (60,784) |
| 12/15 | W | 13- 6 | at San Diego | (67,349)* |
| 12/22 | L | 10-13 | TENNESSEE | (61,934)* |
| 12/30 | L | 17-23 | at Denver | (75,582) |
| 1/6/02 | L | 22-24 | N.Y. JETS | (62,011) |
| POSTSEASON (1-1) | | | | |
| 1/12/02 | W | 38-24 | N.Y. JETS (AFC Wild Card Playoff) | (61,503) |
| 1/19/02 | L | 13-16 (OT) | at New England (AFC Divisional Playoff) | (60,292)* |
| 2002 (11-5) | | | | |
| 9/8 | W | 31-17 | SEATTLE | (53,260) |
| 9/15 | W | 30-17 | at Pittsburgh | (62,260)* |
| 9/29 | W | 52-25 | TENNESSEE | (58,719) |
| 10/6 | W | 49-31 | at Buffalo | (73,038) |
| 10/13 | L | 13-28 | at St. Louis | (66,070) |
| 10/20 | L | 21-27 (OT) | SAN DIEGO | (60,974) |
| 10/27 | L | 10-20 | at Kansas City | (78,685) |
| 11/3 | L | 20-23 (OT) | SAN FRANCISCO | (62,660) |
| 11/11 | W | 34-10 | at Denver | (76,643)* |
| 11/17 | W | 27-20 | NEW ENGLAND | (62,552)* |
| 11/24 | W | 41-20 | at Arizona | (58,814) |
| 12/2 | W | 26-20 | N.Y. JETS | (62,257)* |
| 12/8 | W | 27-7 | at San Diego | (67,968) |
| 12/15 | L | 17-23 | at Miami | (73,572) |
| 12/22 | W | 28-16 | DENVER | (62,592) |
| 12/28 | W | 24-0 | KANSAS CITY | (62,078) |
| POSTSEASON (2-1) | | | | |
| 1/12/03 | W | 30-10 | N.Y. JETS (AFC Playoff) | (62,207) |
| 1/19/03 | W | 41-24 | TENNESSEE (AFC Championship) | (62,544) |
| 1/26/03 | L | 21-48 | Tampa Bay (SB XXXVII at San Diego) | (67,603) |
| 2003 (4-12) | | | | |
| 9/7 | L | 20-25 | at Tennessee | (68,809)* |
| 9/14 | W | 23-20 | CINCINNATI | (50,135) |
| 9/22 | L | 10-31 | at Denver | (76,753)* |
| 9/28 | W | 34-31 (OT) | SAN DIEGO | (54,078) |
| 10/5 | L | 21-24 | at Chicago | (61,099) |
| 10/12 | L | 7-13 | at Cleveland | (73,318) |
| 10/20 | L | 10-17 | KANSAS CITY | (62,391)* |
| 11/2 | L | 13-23 | at Detroit | (61,561) |
| 11/9 | L | 24-27 (OT) | N.Y. JETS | (51,909) |
| 11/16 | W | 28-18 | MINNESOTA | (56,653) |
| 11/23 | L | 24-27 | at Kansas City | (78,889) |
| 11/30 | L | 8-22 | DENVER | (57,201) |

*Night game

| | | | | |
|--------------------|---|------------|------------------|-----------|
| 12/7 | L | 7-27 | at Pittsburgh | (53,079) |
| 12/14 | W | 20-12 | BALTIMORE | (45,398) |
| 12/22 | L | 7-41 | GREEN BAY | (62,298)* |
| 12/28 | L | 14-21 | at San Diego | (62,222) |
| 2004 (5-11) | | | | |
| 9/12 | L | 21-24 | at Pittsburgh | (60,147) |
| 9/19 | W | 13-10 | BUFFALO | (53,610) |
| 9/26 | W | 30-20 | TAMPA BAY | (60,874)* |
| 10/3 | L | 17-30 | at Houston | (70,741) |
| 10/10 | L | 14-35 | at Indianapolis | (57,230) |
| 10/17 | L | 3-31 | DENVER | (62,507) |
| 10/24 | L | 26-31 | NEW ORLEANS | (45,337) |
| 10/31 | L | 14-42 | at San Diego | (66,210) |
| 11/7 | W | 27-24 | at Carolina | (73,518) |
| 11/21 | L | 17-23 | SAN DIEGO | (46,905) |
| 11/28 | W | 25-24 | at Denver | (75,936)* |
| 12/5 | L | 27-34 | KANSAS CITY | (51,292) |
| 12/12 | L | 10-35 | at Atlanta | (70,616) |
| 12/19 | W | 40-35 | TENNESSEE | (44,299) |
| 12/25 | L | 30-31 | at Kansas City | (77,289) |
| 1/2 | L | 6-13 | JACKSONVILLE | (41,112) |
| 2005 (4-12) | | | | |
| 9/8 | L | 20-30 | at New England | (68,756)* |
| 9/18 | L | 17-23 | KANSAS CITY | (62,273)* |
| 9/25 | L | 20-23 | at Philadelphia | (67,735) |
| 10/2 | W | 19-13 | DALLAS | (62,400) |
| 10/16 | L | 14-27 | SAN DIEGO | (52,666) |
| 10/23 | W | 38-17 | BUFFALO | (42,779) |
| 10/30 | W | 34-25 | at Tennessee | (69,149) |
| 11/6 | L | 23-27 | at Kansas City | (79,033) |
| 11/13 | L | 17-31 | DENVER | (62,779) |
| 11/20 | W | 16-13 | at Washington | (90,129) |
| 11/27 | L | 21-33 | MIAMI | (49,097) |
| 12/4 | L | 10-34 | at San Diego | (66,436)* |
| 12/11 | L | 10-26 | at New York Jets | (77,561) |
| 12/18 | L | 7-9 | CLEVELAND | (41,862) |
| 12/24 | L | 3-22 | at Denver | (76,212) |
| 12/31 | L | 21-30 | N.Y. GIANTS | (44,594)* |
| 2006 (2-14) | | | | |
| 9/11 | L | 0-27 | SAN DIEGO | (62,578)* |
| 9/17 | L | 6-28 | at Baltimore | (70,744) |
| 10/1 | L | 21-24 | CLEVELAND | (61,426) |
| 10/8 | L | 20-34 | at San Francisco | (68,368) |
| 10/15 | L | 3-13 | at Denver | (76,691)* |
| 10/22 | W | 22- 9 | ARIZONA | (61,595) |
| 10/29 | W | 20-13 | PITTSBURGH | (62,385) |
| 11/6 | L | 0-16 | at Seattle | (67,816)* |
| 11/12 | L | 13-17 | DENVER | (62,094) |
| 11/19 | L | 13-17 | at Kansas City | (78,097) |
| 11/26 | L | 14-21 | at San Diego | (66,105) |
| 12/3 | L | 14-23 | HOUSTON | (46,276) |
| 12/10 | L | 10-27 | at Cincinnati | (65,882) |
| 12/17 | L | 0-20 | ST. LOUIS | (50,164) |
| 12/23 | L | 9-20 | KANSAS CITY | (61,446)* |
| 12/31 | L | 3-23 | at N.Y. Jets | (78,039) |
| 2007 (4-12) | | | | |
| 9/9 | L | 21-36 | DETROIT | (61,547) |
| 9/16 | L | 20-23 (OT) | at Denver | (76,784) |
| 9/23 | W | 26-24 | CLEVELAND | (51,075) |
| 9/30 | W | 35-17 | at Miami | (70,621) |
| 10/14 | L | 14-28 | at San Diego | (67,523) |
| 10/21 | L | 10-12 | KANSAS CITY | (62,240) |
| 10/28 | L | 9-13 | at Tennessee | (69,143) |
| 11/4 | L | 17-24 | HOUSTON | (49,603) |

| | | | | |
|-------|---|-------|-----------------|----------|
| 11/11 | L | 6-17 | CHICAGO | (62,715) |
| 11/18 | L | 22-29 | at Minnesota | (62,960) |
| 11/25 | W | 20-17 | at Kansas City | (76,210) |
| 12/2 | W | 34-20 | DENVER | (61,990) |
| 12/9 | L | 7-38 | at Green Bay | (70,828) |
| 12/16 | L | 14-21 | INDIANAPOLIS | (62,000) |
| 12/23 | L | 11-49 | at Jacksonville | (66,905) |
| 12/30 | L | 17-30 | SAN DIEGO | (61,706) |

2008 (5-11)

| | | | | |
|-------|---|------------|----------------|-----------|
| 9/8 | L | 14-41 | DENVER | (62,762)* |
| 9/14 | W | 23-8 | at Kansas City | (74,480) |
| 9/21 | L | 23-24 | at Buffalo | (71,297) |
| 9/28 | L | 18-28 | SAN DIEGO | (61,808) |
| 10/12 | L | 3-34 | at New Orleans | (70,068) |
| 10/19 | W | 16-13 (OT) | N.Y. JETS | (61,901) |
| 10/26 | L | 10-29 | at Baltimore | (71,254) |
| 11/2 | L | 0-24 | ATLANTA | (61,196) |
| 11/9 | L | 6-17 | CAROLINA | (47,888) |
| 11/16 | L | 15-17 | at Miami | (65,113) |
| 11/23 | W | 31-10 | at Denver | (76,067) |
| 11/30 | L | 13-20 | KANSAS CITY | (61,379) |
| 12/4 | L | 7-34 | at San Diego | (68,097)* |
| 12/14 | L | 26-49 | NEW ENGLAND | (62,179) |
| 12/21 | W | 27-16 | HOUSTON | (43,687) |
| 12/28 | W | 31-24 | at Tampa Bay | (64,847) |

2009 (5-11)

| | | | | |
|-------|---|-------|----------------|-----------|
| 9/14 | L | 20-24 | SAN DIEGO | (61,940)* |
| 9/20 | W | 13-10 | at Kansas City | (69,169) |
| 9/27 | L | 3-23 | DENVER | (45,602) |
| 10/4 | L | 6-29 | at Houston | (70,291) |
| 10/11 | L | 7-44 | at N.Y. Giants | (79,012) |
| 10/18 | W | 13-9 | PHILADELPHIA | (49,642) |
| 10/25 | L | 0-38 | N.Y. JETS | (39,354) |
| 11/1 | L | 16-24 | at San Diego | (67,016) |
| 11/15 | L | 10-16 | KANSAS CITY | (40,720) |
| 11/22 | W | 20-17 | CINCINNATI | (34,112) |
| 11/26 | L | 7-24 | at Dallas | (83,489) |
| 12/6 | W | 27-24 | at Pittsburgh | (61,820) |
| 12/13 | L | 13-34 | WASHINGTON | (44,506) |
| 12/20 | W | 20-19 | at Denver | (74,502) |
| 12/27 | L | 9-23 | at Cleveland | (67,964) |
| 1/3 | L | 13-21 | BALTIMORE | (38,400) |

2010 (8-8)

| | | | | |
|-------|---|------------|------------------|----------|
| 9/12 | L | 13-38 | at Tennessee | (69,143) |
| 9/19 | W | 16-14 | ST. LOUIS | (48,396) |
| 9/26 | L | 23-24 | at Arizona | (62,439) |
| 10/3 | L | 24-31 | HOUSTON | (32,218) |
| 10/10 | W | 35-27 | SAN DIEGO | (48,279) |
| 10/17 | L | 9-17 | at San Francisco | (69,732) |
| 10/24 | W | 59-14 | at Denver | (75,835) |
| 10/31 | W | 33-3 | SEATTLE | (35,721) |
| 11/7 | W | 23-20 (OT) | KANSAS CITY | (61,075) |
| 11/21 | L | 3-35 | at Pittsburgh | (64,987) |
| 11/28 | L | 17-33 | MIAMI | (48,946) |
| 12/5 | W | 28-13 | at San Diego | (68,183) |
| 12/12 | L | 31-38 | at Jacksonville | (62,570) |
| 12/19 | W | 39-23 | DENVER | (44,246) |
| 12/26 | L | 26-31 | INDIANAPOLIS | (52,567) |
| 1/2 | W | 31-10 | at Kansas City | (67,045) |

*Night Game

*Night game

OPPONENTS BY SERIES

(League Games Only)

RAIDERS VS *ARIZONA

Raiders lead series, 5-3

| | |
|------|---------------------------------|
| 1973 | Oakland 17, at St. Louis 10 |
| 1983 | St. Louis 34, at Los Angeles 24 |
| 1989 | at Los Angeles 16, Phoenix 14 |
| 1998 | Oakland 23, at Arizona 20 |
| 2001 | Arizona 34, at Oakland 31 (OT) |
| 2002 | Oakland 41, at Arizona 20 |
| 2006 | at Oakland 22, Arizona 9 |
| 2010 | at Arizona 24, Oakland 23 |

*Franchise in St. Louis prior to 1988; known as Phoenix Cardinals prior to 1994.

RAIDERS VS. ATLANTA

Raiders lead series, 7-5

| | |
|------|--------------------------------|
| 1971 | at Atlanta 24, Oakland 13 |
| 1975 | at Oakland 37, Atlanta 34 (OT) |
| 1979 | at Oakland 50, Atlanta 19 |
| 1982 | Los Angeles 38, at Atlanta 14 |
| 1985 | Los Angeles 34, at Atlanta 24 |
| 1988 | Atlanta 12, at Los Angeles 6 |
| 1991 | at Atlanta 21, Los Angeles 17 |
| 1994 | at Los Angeles 30, Atlanta 17 |
| 1997 | Oakland 36, at Atlanta 31 |
| 2000 | at Oakland 41, Atlanta 14 |
| 2004 | at Atlanta 35, Oakland 10 |
| 2008 | Atlanta 24, at Oakland 0 |

RAIDERS VS. BALTIMORE

Baltimore leads series, 5-1

| | |
|------|-----------------------------|
| 1996 | at Baltimore 19, Oakland 14 |
| 1998 | at Baltimore 13, Oakland 10 |
| 2003 | at Oakland 20, Baltimore 12 |
| 2006 | at Baltimore 28, Oakland 6 |
| 2008 | at Baltimore 29, Oakland 10 |
| 2009 | Baltimore 21, at Oakland 13 |

RAIDERS VS. BUFFALO

Raiders lead series, 19-16

| | |
|------|---------------------------|
| 1960 | at Buffalo 38, Oakland 9 |
| | at Oakland 20, Buffalo 7 |
| 1961 | Oakland 31, at Buffalo 22 |
| | Buffalo 26, at Oakland 21 |
| 1962 | at Buffalo 14, Oakland 6 |
| | Buffalo 10, at Oakland 6 |
| 1963 | at Oakland 35, Buffalo 17 |
| | at Buffalo 12, Oakland 0 |
| 1964 | at Buffalo 23, Oakland 20 |
| | at Oakland 16, Buffalo 13 |
| 1965 | at Buffalo 17, Oakland 12 |
| | Buffalo 17, at Oakland 14 |
| 1966 | Buffalo 31, at Oakland 10 |
| 1967 | Oakland 24, at Buffalo 20 |
| | at Oakland 28, Buffalo 21 |
| 1968 | Oakland 48, at Buffalo 6 |
| | at Oakland 13, Buffalo 10 |
| 1969 | at Oakland 50, Buffalo 21 |
| 1972 | at Oakland 28, Buffalo 16 |
| 1974 | at Buffalo 21, Oakland 20 |

| | |
|------|------------------------------------|
| 1977 | at Oakland 34, Buffalo 13 |
| 1980 | at Buffalo 24, Oakland 7 |
| 1983 | Los Angeles 27, at Buffalo 24 |
| 1987 | at Los Angeles 34, Buffalo 21 |
| 1988 | at Buffalo 37, Los Angeles 21 |
| 1990 | at Buffalo 38, Los Angeles 24 |
| 1991 | Buffalo 30, at Los Angeles 27 (OT) |
| 1992 | at Los Angeles 20, Buffalo 3 |
| 1993 | Los Angeles 25, at Buffalo 24 |
| 1998 | at Buffalo 44, Oakland 21 |
| 1999 | Oakland 20, at Buffalo 14 |
| 2002 | Oakland 49, at Buffalo 31 |
| 2004 | at Oakland 13, Buffalo 10 |
| 2005 | at Oakland 38, Buffalo 17 |
| 2008 | at Buffalo 24, Oakland 23 |

RAIDERS VS. CAROLINA

Series tied at 2-2

| | |
|------|----------------------------|
| 1997 | at Carolina 38, Oakland 14 |
| 2000 | at Oakland 52, Carolina 9 |
| 2004 | Oakland 27, at Carolina 24 |
| 2008 | Carolina 17, at Oakland 6 |

RAIDERS VS. CHICAGO

Series tied at 6-6

| | |
|------|--------------------------------|
| 1972 | at Oakland 28, Chicago 21 |
| 1976 | Oakland 28, at Chicago 27 |
| 1978 | Oakland 25, at Chicago 19 (OT) |
| 1981 | Chicago 23, at Oakland 6 |
| 1984 | at Chicago 17, Los Angeles 6 |
| 1987 | Chicago 6, at Los Angeles 3 |
| 1990 | at Los Angeles 24, Chicago 10 |
| 1993 | Los Angeles 16, at Chicago 14 |
| 1996 | at Chicago 19, Oakland 17 |
| 1999 | at Oakland 24, Chicago 17 |
| 2003 | at Chicago 24, Oakland 21 |
| 2007 | Chicago 17, at Oakland 6 |

RAIDERS VS. CINCINNATI

Raiders lead series, 18-8

| | |
|------|---------------------------------------|
| 1968 | at Oakland 31, Cincinnati 10 |
| | Oakland 34, at Cincinnati 0 |
| 1969 | at Cincinnati 31, Oakland 17 |
| | at Oakland 37, Cincinnati 17 |
| 1970 | at Cincinnati 31, Oakland 21 |
| 1971 | at Oakland 31, Cincinnati 27 |
| 1972 | Oakland 20, at Cincinnati 14 |
| 1974 | at Oakland 30, Cincinnati 27 |
| 1975 | at Cincinnati 14, Oakland 10 |
| 1976 | at Oakland 35, Cincinnati 20 |
| 1978 | Oakland 34, at Cincinnati 21 |
| 1980 | at Oakland 28, Cincinnati 17 |
| 1982 | at Cincinnati 31, Los Angeles 17 |
| 1983 | Los Angeles 20, at Cincinnati 10 |
| 1985 | at Los Angeles 13, Cincinnati 6 |
| 1988 | Cincinnati 45, at Los Angeles 21 |
| 1989 | at Los Angeles 28, Cincinnati 7 |
| 1990 | at Los Angeles 24, Cincinnati 7 |
| 1991 | Los Angeles 38, at Cincinnati 14 |
| 1992 | at Cincinnati 24, Los Angeles 21 (OT) |

1993 at Cincinnati 16, Los Angeles 10
 1995 Oakland 20, at Cincinnati 17
 1998 at Oakland 27, Cincinnati 10
 2003 at Oakland 23, Cincinnati 20
 2006 at Cincinnati 27, Oakland 10
 2009 at Oakland 20, Cincinnati 17

RAIDERS VS. CLEVELAND

Raiders lead series, 10-8

1970 at Oakland 23, Cleveland 20
 1971 Oakland 34, at Cleveland 20
 1973 Cleveland 7, at Oakland 3
 1974 Oakland 40, at Cleveland 24
 1975 at Oakland 38, Cleveland 17
 1977 Oakland 26, at Cleveland 10
 1979 at Oakland 19, Cleveland 14
 1985 Los Angeles 21, at Cleveland 20
 1986 at Los Angeles 27, Cleveland 14
 1987 Cleveland 24, at Los Angeles 17
 1992 Cleveland 28, at Los Angeles 16
 1993 Cleveland 19, at Los Angeles 16
 2000 at Oakland 36, Cleveland 10
 2003 at Cleveland 13, Oakland 7
 2005 Cleveland 9, at Oakland 7
 2006 Cleveland 24, at Oakland 21
 2007 at Oakland 26, Cleveland 24
 2009 at Cleveland 23, Oakland 9

RAIDERS VS. DALLAS

Raiders lead series, 6-4

1974 at Oakland 27, Dallas 23
 1980 Dallas 19, at Oakland 13
 1983 Los Angeles 40, at Dallas 38
 1986 Los Angeles 17, at Dallas 13
 1992 Dallas 28, at Los Angeles 13
 1995 Dallas 34, at Oakland 21
 1998 Oakland 13, at Dallas 12
 2001 at Oakland 28, Dallas 21
 2005 at Oakland 19, Dallas 13
 2009 at Dallas 24, Oakland 7

RAIDERS VS. DENVER

Raiders lead series, 58-41-2

1960 at Denver 31, Oakland 14
 at Oakland 48, Denver 10
 1961 at Oakland 33, Denver 19
 at Denver 27, Oakland 24
 1962 at Denver 44, Oakland 7
 Denver 23, at Oakland 6
 1963 Oakland 26, at Denver 10
 at Oakland 35, Denver 31
 1964 at Oakland 40, Denver 7
 at Denver 20, Oakland 20
 1965 Oakland 28, at Denver 20
 at Oakland 24, Denver 13
 1966 Oakland 17, at Denver 3
 at Oakland 28, Denver 10
 1967 at Oakland 51, Denver 0
 Oakland 21, at Denver 17
 1968 Oakland 43, at Denver 7
 at Oakland 33, Denver 27
 1969 Oakland 24, at Denver 14
 at Oakland 41, Denver 10
 1970 at Oakland 35, Denver 23

Oakland 24, at Denver 19
 1971 Oakland 27, at Denver 16
 at Oakland 21, Denver 13
 1972 Denver 30, at Oakland 23
 Oakland 37, at Denver 20
 1973 at Denver 23, Oakland 23
 at Oakland 21, Denver 17
 1974 Oakland 28, at Denver 17
 Denver 20, at Oakland 17
 1975 Oakland 42, at Denver 17
 at Oakland 17, Denver 10
 1976 Oakland 17, at Denver 10
 at Oakland 19, Denver 6
 1977 Denver 30, at Oakland 7
 Oakland 24, at Denver 14
 1978 at Denver 14, Oakland 6
 Denver 21, at Oakland 6
 1979 at Oakland 27, Denver 3
 Oakland 14, at Denver 10
 1980 at Oakland 9, Denver 3
 Oakland 24, at Denver 21
 1981 at Denver 9, Oakland 7
 Denver 17, at Oakland 0
 1982 at Los Angeles 27, Denver 10
 1983 Los Angeles 22, at Denver 7
 at Los Angeles 22, Denver 20
 1984 at Denver 16, Los Angeles 13
 Denver 22, at Los Angeles 19 (OT)
 1985 at Los Angeles 31, Denver 28 (OT)
 Los Angeles 17, at Denver 14 (OT)
 1986 at Denver 38, Los Angeles 36
 Denver 21, at Los Angeles 10
 1987 at Denver 30, Los Angeles 14
 Denver 23, at Los Angeles 17
 1988 Los Angeles 30, at Denver 27 (OT)
 at Los Angeles 21, Denver 20
 1989 at Denver 31, Los Angeles 21
 at Los Angeles 16, Denver 13 (OT)
 1990 at Los Angeles 14, Denver 9
 Los Angeles 23, at Denver 20
 1991 at Los Angeles 16, Denver 13
 Los Angeles 17, at Denver 16
 1992 at Denver, 17, Los Angeles 13
 at Los Angeles 24, Denver 0
 1993 Los Angeles 23, at Denver 20
 at Los Angeles 33, Denver 30 (OT)
 1994 Los Angeles 48, at Denver 16
 at Los Angeles 23, Denver 13
 1995 at Denver 27, Oakland 0
 Denver 31, at Oakland 28
 1996 Denver 22, at Oakland 21
 at Denver 24, Oakland 19
 1997 at Oakland 28, Denver 25
 at Denver 31, Oakland 3
 1998 Denver 34, at Oakland 17
 at Denver 40, Oakland 14
 1999 Denver 16, at Oakland 13
 at Denver 27, Oakland 21 (OT)
 2000 Denver 33, at Oakland 24
 at Denver 27, Oakland 24
 2001 at Oakland 38, Denver 28
 at Denver 23, Oakland 17

2002 Oakland 34, at Denver 10
at Oakland 28, Denver 16
2003 at Denver 31, Oakland 10
Denver 22, at Oakland 8
2004 Denver 31, at Oakland 3
Oakland 25, at Denver 24
2005 Denver 31, at Oakland 17
at Denver 22, Oakland 3
2006 at Denver 13, Oakland 3
Denver 17, at Oakland 13
2007 at Denver 23, Oakland 20 (OT)
at Oakland 34, Denver 20
2008 Denver 41, at Oakland 14
Oakland 31, at Denver 10
2009 Denver 23, at Oakland 3
Oakland 20, at Denver 19
2010 Oakland 59, at Denver 14
at Oakland 39, Denver 23

RAIDERS VS. DETROIT

Raiders lead series, 6-4

1970 at Detroit 28, Oakland 14
1974 at Oakland 35, Detroit 13
1978 at Oakland 29, Detroit 17
1981 at Detroit 16, Oakland 0
1984 Los Angeles 24, at Detroit 3
1987 at Los Angeles 27, Detroit 7
1990 Los Angeles 38, at Detroit 31
1996 at Oakland 37, Detroit 21
2003 at Detroit 23, Oakland 13
2007 Detroit 36, at Oakland 21

RAIDERS VS. GREEN BAY

Series tied at 5-5

1972 Oakland 20, at Green Bay 14
1976 at Oakland 18, Green Bay 14
1978 Oakland 28, at Green Bay 3
1984 at Los Angeles 28, Green Bay 7
1987 Los Angeles 20, at Green Bay 0
1990 Green Bay 29, at Los Angeles 16
1993 at Green Bay 28, Los Angeles 0
1999 at Green Bay 28, Oakland 24
2003 Green Bay 41, at Oakland 7
2007 at Green Bay 38, Oakland 7

RAIDERS VS. HOUSTON

Houston leads series, 5-1

2004 at Houston 30, Oakland 17
2006 Houston 23, at Oakland 14
2007 Houston 24, at Oakland 17
2008 at Oakland 27, Houston 16
2009 at Houston 29, Oakland 6
2010 Houston 31, at Oakland 24

RAIDERS vs. *INDIANAPOLIS

Raiders lead series, 7-5

1971 Baltimore 37, at Oakland 14
1973 Oakland 34, at Baltimore 21
1975 Oakland 31, at Baltimore 20
1984 at Los Angeles 21, Indianapolis 7
1986 Indianapolis 30, at Los Angeles 24
1991 at Los Angeles 16, Indianapolis 0
1995 at Oakland 30, Indianapolis 17
2000 Oakland 38, at Indianapolis 31
2001 Oakland 23, at Indianapolis 18

2004 at Indianapolis 35, Oakland 14
2007 Indianapolis 21, at Oakland 14
2010 Indianapolis 31, at Oakland 26
*Franchise in Baltimore prior to 1984.

RAIDERS VS. JACKSONVILLE

Jacksonville leads series, 4-1

1996 at Oakland 17, Jacksonville 3
1997 Jacksonville 20, at Oakland 9
2004 Jacksonville 13, at Oakland 6
2007 at Jacksonville 49, Oakland 11
2010 at Jacksonville 38, Oakland 31

RAIDERS VS. *KANSAS CITY

Kansas City leads series, 52-47-2

1960 Dallas 34, at Oakland 16
Oakland 20, at Dallas 19
1961 Dallas 42, at Oakland 35
at Dallas 43, Oakland 11
1962 Dallas 26, at Oakland 16
at Dallas 35, Oakland 7
1963 at Oakland 10, Kansas City 7
Oakland 22, at Kansas City 7
1964 Kansas City 21, at Oakland 9
at Kansas City 42, Oakland 7
1965 at Oakland 37, Kansas City 10
at Kansas City 14, Oakland 7
1966 Kansas City 32, at Oakland 10
Oakland 34, at Kansas City 13
1967 at Oakland 23, Kansas City 21
Oakland 44, at Kansas City 22
1968 at Kansas City 24, Oakland 10
at Oakland 38, Kansas City 21
1969 Oakland 27, at Kansas City 24
at Oakland 10, Kansas City 6
1970 Oakland 17, at Kansas City 17
at Oakland 20, Kansas City 6
1971 at Oakland 20, Kansas City 20
at Kansas City 16, Oakland 14
1972 at Kansas City 27, Oakland 14
at Oakland 26, Kansas City 3
1973 at Kansas City 16, Oakland 3
at Oakland 37, Kansas City 7
1974 at Oakland 27, Kansas City 7
Oakland 7, at Kansas City 6
1975 at Kansas City 42, Oakland 10
at Oakland 28, Kansas City 20
1976 Oakland 24, at Kansas City 21
at Oakland 21, Kansas City 10
1977 Oakland 37, at Kansas City 28
at Oakland 21, Kansas City 20
1978 at Oakland 28, Kansas City 6
Oakland 20, at Kansas City 10
1979 at Kansas City 35, Oakland 7
Kansas City 24, at Oakland 21
1980 Oakland 27, at Kansas City 14
Kansas City 31, at Oakland 17
1981 at Kansas City 27, Oakland 0
Kansas City 28, at Oakland 17
1982 Los Angeles 21, at Kansas City 16
1983 at Los Angeles 21, Kansas City 20
Los Angeles 28, at Kansas City 20
1984 Los Angeles 22, at Kansas City 20

at Los Angeles 17, Kansas City 7
 1985 at Kansas City 36, Los Angeles 20
 at Los Angeles 19, Kansas City 10
 1986 Los Angeles 24, at Kansas City 17
 Kansas City 20, at Los Angeles 17
 1987 at Los Angeles 35, Kansas City 17
 at Kansas City 16, Los Angeles 10
 1988 Los Angeles 27, at Kansas City 17
 at Los Angeles 17, Kansas City 10
 1989 at Kansas City 24, Los Angeles 19
 at Los Angeles 20, Kansas City 14
 1990 at Kansas City 9, Los Angeles 7
 Kansas City 27, at Los Angeles 24
 1991 at Kansas City 24, Los Angeles 21
 Kansas City 27, at Los Angeles 21
 1992 at Kansas City 27, Los Angeles 7
 at Los Angeles 28, Kansas City 7
 1993 at Kansas City 24, Los Angeles 9
 Kansas City 31, at Los Angeles 20
 1994 at Kansas City 13, Los Angeles 3
 Kansas City 19, at Los Angeles 9
 1995 at Kansas City 23, Oakland 17 (OT)
 Kansas City 29, at Oakland 23
 1996 at Kansas City 19, Oakland 3
 at Oakland 26, Kansas City 7
 1997 Kansas City 28, at Oakland 27
 at Kansas City 30, Oakland 0
 1998 at Kansas City 28, Oakland 8
 Kansas City 31, at Oakland 24
 1999 Kansas City 37, at Oakland 34
 Oakland 41, at Kansas City 38 (OT)
 2000 Oakland 20, at Kansas City 17
 at Oakland 49, Kansas City 31
 2001 Oakland 27, at Kansas City 24
 at Oakland 28, Kansas City 26
 2002 at Kansas City 20, Oakland 10
 at Oakland 24, Kansas City 0
 2003 Kansas City 17, at Oakland 10
 at Kansas City 27, Oakland 24
 2004 Kansas City 34, at Oakland 27
 at Kansas City 31, Oakland 30
 2005 Kansas City 23, at Oakland 17
 at Kansas City 27, Oakland 23
 2006 at Kansas City 17, Oakland 13
 Kansas City 20, at Oakland 9
 2007 Kansas City 12, at Oakland 10
 Oakland 20, at Kansas City 17
 2008 Oakland 23, at Kansas City 8
 Kansas City 20, at Oakland 13
 2009 Oakland 13, at Kansas City 10
 Kansas City 16, at Oakland 10
 2010 at Oakland 23, Kansas City 20 (OT)
 Oakland 31, at Kansas City 10

*Known as Dallas Texans prior to 1963.

RAIDERS VS. MIAMI

Raiders lead series, 16-13-1

1966 Oakland 23, at Miami 14
 at Oakland 21, Miami 10
 1967 at Oakland 31, Miami 17
 1968 Oakland 47, at Miami 21
 1969 at Oakland 20, Miami 17
 Oakland 20, at Miami 20

1970 at Miami 20, Oakland 13
 1973 at Oakland 12, Miami 7
 1975 Oakland 31, at Miami 21
 1978 at Miami 23, Oakland 6
 1979 at Oakland 13, Miami 3
 1980 at Oakland 16, Miami 10
 1981 Oakland 33, at Miami 17
 1983 at Los Angeles 27, Miami 14
 1984 Los Angeles 45, at Miami 34
 1986 Los Angeles 30, at Miami 28
 1988 Miami 24, at Los Angeles 14
 1990 Los Angeles 13, at Miami 10
 1992 at Miami 20, Los Angeles 7
 1994 at Miami 20, Los Angeles 17 (OT)
 1996 at Oakland 17, Miami 7
 1997 Miami 34, at Oakland 16
 1998 Miami 27, at Oakland 17
 1999 Miami 16, at Oakland 9
 2001 at Miami 18, Oakland 15
 2002 at Miami 23, Oakland 17
 2005 Miami 33, at Oakland 21
 2007 Oakland 35, at Miami 17
 2008 at Miami 17, Oakland 15
 2010 Miami 33, at Oakland 17

RAIDERS VS. MINNESOTA

Raiders lead series, 8-4

1973 at Minnesota 24, Oakland 16
 1977 at Oakland 35, Minnesota 13
 1978 at Oakland 27, Minnesota 20
 1981 Oakland 36, at Minnesota 10
 1984 at Los Angeles 23, Minnesota 20
 1987 at Minnesota 31, Los Angeles 20
 1990 Los Angeles 28, at Minnesota 24
 1993 at Los Angeles 24, Minnesota 7
 1996 Minnesota 16, at Oakland 13 (OT)
 1999 Oakland 22, at Minnesota 17
 2003 at Oakland 28, Minnesota 18
 2007 at Minnesota 29, Oakland 22

RAIDERS VS. *NEW ENGLAND

Series tied at 14-14-1

1960 at Oakland 27, Boston 14
 at Boston 34, Oakland 28
 1961 at Boston 20, Oakland 17
 Boston 35, at Oakland 21
 1962 at Boston 26, Oakland 16
 at Oakland 20, Boston 0
 1963 Boston 20, at Oakland 14
 at Boston 20, Oakland 14
 1964 Boston 17, at Oakland 14
 Oakland 43, at Boston 43
 1965 Oakland 24, at Boston 10
 at Oakland 30, Boston 21
 1966 at Boston 24, Oakland 21
 1967 at Oakland 35, Boston 7
 Oakland 48, at Boston 14
 1968 at Oakland 41, Boston 10
 1969 Oakland 38, at Boston 23
 1971 at New England 20, Oakland 6
 1974 at Oakland 41, New England 26
 1976 at New England 48, Oakland 17
 1978 New England 21, at Oakland 14

1981 at Oakland 27, New England 17
 1985 Los Angeles 35, at New England 20
 1987 at New England 26, Los Angeles 23
 1989 at Los Angeles 24, New England 21
 1994 Los Angeles 21, at New England 17
 2002 at Oakland 27, New England 20
 2005 at New England 30, Oakland 20
 2008 New England 49, at Oakland 26

*Franchise in Boston prior to 1971.

RAIDERS VS. NEW ORLEANS

Series tied at 5-5-1

1971 Oakland 21, at New Orleans 21
 1975 at Oakland 48, New Orleans 10
 1979 Oakland 42, at New Orleans 35
 1985 at Los Angeles 23, New Orleans 13
 1988 at New Orleans 20, Los Angeles 6
 1991 at New Orleans 27, Los Angeles 0
 1994 at Los Angeles 24, New Orleans 19
 1997 New Orleans 13, at Oakland 10
 2000 Oakland 31, at New Orleans 22
 2004 New Orleans 31, at Oakland 26
 2008 at New Orleans 34, Oakland 3

RAIDERS VS. NEW YORK GIANTS

Raiders lead series, 7-4

1973 at Oakland 42, NY Giants 0
 1980 Oakland 33, at NY Giants 17
 1983 at Los Angeles 27, NY Giants 12
 1986 NY Giants 14, at Los Angeles 9
 1989 at NY Giants 34, Los Angeles 17
 1992 at Los Angeles 13, NY Giants 10
 1995 Oakland 17, at NY Giants 13
 1998 at Oakland 20, NY Giants 17
 2001 Oakland 28, at NY Giants 10
 2005 NY Giants 30, at Oakland 21
 2009 at NY Giants 44, Oakland 7

RAIDERS VS. *NEW YORK JETS

Raiders lead series, 20-15-2

1960 Oakland 28, at NY Titans 27
 NY Titans 31, at Oakland 28
 1961 NY Titans 14, at Oakland 6
 at NY Titans 23, Oakland 12
 1962 NY Titans 28, at Oakland 17
 at NY Titans 31, Oakland 21
 1963 at NY Jets 10, Oakland 7
 at Oakland 49, NY Jets 26
 1964 at NY Jets 35, Oakland 13
 at Oakland 35, NY Jets 26
 1965 Oakland 24, at NY Jets 24
 at Oakland 24, NY Jets 14
 1966 Oakland 24, at NY Jets 21
 at Oakland 28, NY Jets 28
 1967 at NY Jets 27, Oakland 14
 at Oakland 38, NY Jets 29
 1968 at Oakland 43, NY Jets 32
 1969 Oakland 27, at NY Jets 14
 1970 Oakland 14 at NY Jets 13
 1972 at Oakland 24, NY Jets 16
 1977 Oakland 28, at NY Jets 27
 1979 at NY Jets 28, Oakland 19
 1985 at Los Angeles 31, NY Jets 0
 1989 Los Angeles 14, at NY Jets 7

1993 at Los Angeles 24, NY Jets 20
 1995 Oakland 47, at NY Jets 10
 1996 Oakland 34, at NY Jets 13
 1997 at NY Jets 23, Oakland 22
 1999 at Oakland 24, NY Jets 23
 2000 at Oakland 31, NY Jets 7
 2001 NY Jets 24, at Oakland 22
 2002 at Oakland 26, NY Jets 20
 2003 NY Jets 27, at Oakland 24 (OT)
 2005 at NY Jets 26, Oakland 10
 2006 at NY Jets 23, Oakland 3
 2008 at Oakland 16, NY Jets 13 (OT)
 2009 NY Jets 38, at Oakland 0

*Known as NY Titans prior to 1963.

RAIDERS VS. PHILADELPHIA

Series tied at 5-5

1971 at Oakland 34, Philadelphia 10
 1976 Oakland 26, at Philadelphia 7
 1980 at Philadelphia 10, Oakland 7
 1986 Philadelphia 33, at Los Angeles 27 (OT)
 1989 at Philadelphia 10, Los Angeles 7
 1992 at Philadelphia 31, Los Angeles 10
 1995 at Oakland 48, Philadelphia 17
 2001 Oakland 20, at Philadelphia 10
 2005 at Philadelphia 23, Oakland 20
 2009 at Oakland 13, Philadelphia 9

RAIDERS VS. PITTSBURGH

Raiders lead series, 10-9

1970 at Oakland 31, Pittsburgh 14
 1972 at Pittsburgh 34, Oakland 28
 1973 Pittsburgh 17, at Oakland 9
 1974 Oakland 17, at Pittsburgh 0
 1976 at Oakland 31, Pittsburgh 28
 1977 Oakland 16, at Pittsburgh 7
 1980 Oakland 45, at Pittsburgh 34
 1981 at Oakland 30, Pittsburgh 27
 1984 Pittsburgh 13, at Los Angeles 7
 1990 at Los Angeles 20, Pittsburgh 3
 1994 Pittsburgh 21, at Los Angeles 3
 1995 Pittsburgh 29, at Oakland 10
 2000 at Pittsburgh 21, Oakland 20
 2002 Oakland 30, at Pittsburgh 17
 2003 at Pittsburgh 27, Oakland 7
 2004 at Pittsburgh 24, Oakland 21
 2006 at Oakland 20, Pittsburgh 13
 2009 Oakland 27, at Pittsburgh 24
 2010 at Pittsburgh 35, Oakland 3

RAIDERS VS. *ST. LOUIS

Raiders lead series, 8-4

1972 at Oakland 45, Los Angeles 17
 1977 at Los Angeles 20, Oakland 14
 1979 Oakland 24, at Los Angeles 17
 1982 at Los Angeles 37, L.A. Rams 31
 1985 Los Angeles 16, at L.A. Rams 6
 1988 L.A. Rams 22, at Los Angeles 17
 1991 at Los Angeles 20, L.A. Rams 17
 1994 Los Angeles 20, at L.A. Rams 17
 1997 at Oakland 35, St. Louis 17
 2002 at St. Louis 28, Oakland 13
 2006 St. Louis 20, at Oakland 0

2010 at Oakland 16, St. Louis 14
*Franchise in Los Angeles prior to 1995.

RAIDERS VS. *SAN DIEGO

Raiders lead series, 56-44-2

1960 at Los Angeles 52, Oakland 28
Los Angeles 41, at Oakland 17
1961 at San Diego 44, Oakland 0
San Diego 41, at Oakland 10
1962 San Diego 42, at Oakland 33
at San Diego 31, Oakland 21
1963 Oakland 34, at San Diego 33
at Oakland 41, San Diego 27
1964 San Diego 31, at Oakland 17
at Oakland 21 San Diego 20
1965 San Diego 17, at Oakland 6
at San Diego 24, Oakland 14
1966 San Diego 29, at Oakland 20
Oakland 41, at San Diego 19
1967 at Oakland 51, San Diego 10
Oakland 41, at San Diego 21
1968 San Diego 23, at Oakland 14
Oakland 34, at San Diego 27
1969 Oakland 24, at San Diego 12
at Oakland 21, San Diego 16
1970 Oakland 27, at San Diego 27
at Oakland 20, San Diego 17
1971 Oakland 34, at San Diego 0
at Oakland 34, San Diego 33
1972 at Oakland 17, San Diego 17
Oakland 21, at San Diego 19
1973 Oakland 27, at San Diego 17
at Oakland 31, San Diego 3
1974 Oakland 14, at San Diego 10
at Oakland 17, San Diego 10
1975 Oakland 6, at San Diego 0
at Oakland 25, San Diego 0
1976 Oakland 27, at San Diego 17
at Oakland 24, San Diego 0
1977 at Oakland 24, San Diego 0
at San Diego 12, Oakland 7
1978 Oakland 21, at San Diego 20
San Diego 27, at Oakland 23
1979 at San Diego 30, Oakland 10
at Oakland 45, San Diego 22
1980 at San Diego 30, Oakland 24 (OT)
at Oakland 38, San Diego 24
1981 San Diego 55, at Oakland 21
at San Diego 23, Oakland 10
1982 at Los Angeles 28, San Diego 24
Los Angeles 41, at San Diego 34
1983 Los Angeles 42, at San Diego 10
at Los Angeles 30, San Diego 14
1984 at Los Angeles 33, San Diego 30
Los Angeles 44, at San Diego 37
1985 at Los Angeles 34, San Diego 21
at San Diego 40, Los Angeles 34 (OT)
1986 at Los Angeles 17, San Diego 13
Los Angeles 37, at San Diego 31 (OT)
1987 San Diego 23, at Los Angeles 17
at San Diego 16, Los Angeles 14
1988 at Los Angeles 24, San Diego 13
Los Angeles 13, at San Diego 3

1989 at Los Angeles 40, San Diego 14
at San Diego 14, Los Angeles 12
1990 Los Angeles 24, at San Diego 9
at Los Angeles 17, San Diego 12
1991 San Diego 21, at Los Angeles 13
Los Angeles 9, at San Diego 7
1992 at San Diego 27, Los Angeles 3
at San Diego 36, Los Angeles 14
1993 San Diego 30, at Los Angeles 23
Los Angeles 12, at San Diego 7
1994 San Diego 26, at Los Angeles 24
Los Angeles 26, at San Diego 17
1995 at Oakland 17, San Diego 7
at San Diego 12, Oakland 6
1996 San Diego 40, at Oakland 34
Oakland 32, at San Diego 14
1997 San Diego 25, at Oakland 10
Oakland 38, at San Diego 13
1998 at Oakland 7, San Diego 6
Oakland 17, at San Diego 10
1999 at Oakland 28, San Diego 9
at San Diego 23, Oakland 20
2000 at Oakland 9, San Diego 6
Oakland 15, at San Diego 13
2001 at Oakland 34, San Diego 24
Oakland 13, at San Diego 6
2002 San Diego 27, at Oakland 21 (OT)
Oakland 27, at San Diego 7
2003 at Oakland 34, San Diego 31 (OT)
at San Diego 21, Oakland 14
2004 at San Diego 42, Oakland 14
San Diego 23, at Oakland 17
2005 San Diego 27, at Oakland 14
at San Diego 34, Oakland 10
2006 San Diego 27, at Oakland 0
at San Diego 21, Oakland 14
2007 at San Diego 28, Oakland 14
San Diego 30, at Oakland 17
2008 San Diego 28, at Oakland 18
at San Diego 34, Oakland 7
2009 San Diego 24, at Oakland 20
at San Diego 24, Oakland 16
2010 at Oakland 35, San Diego 27
Oakland 28, at San Diego 13

*Franchise in Los Angeles prior to 1961.

RAIDERS VS. SAN FRANCISCO

Series tied at 6-6

1970 San Francisco 38, at Oakland 7
1974 Oakland 35, at San Francisco 24
1979 at Oakland 23, San Francisco 10
1982 Los Angeles 23, at San Francisco 17
1985 San Francisco 34, at Los Angeles 10
1988 Los Angeles 9, at San Francisco 3
1991 at Los Angeles 12, San Francisco 6
1994 at San Francisco 44, Los Angeles 14
2000 Oakland 34, at San Francisco 28 (OT)
2002 San Francisco 23, at Oakland 20 (OT)
2006 at San Francisco 34, Oakland 20
2010 at San Francisco 17, Oakland 9

RAIDERS VS. SEATTLE

Raiders lead series, 28-23

| | |
|------|------------------------------------|
| 1977 | at Oakland 44, Seattle 7 |
| 1978 | at Seattle 27, Oakland 7 |
| | Seattle 17, at Oakland 16 |
| 1979 | at Seattle 27, Oakland 10 |
| | Seattle 29, at Oakland 24 |
| 1980 | at Oakland 33, Seattle 14 |
| | Oakland 19, at Seattle 17 |
| 1981 | at Oakland 20, Seattle 10 |
| | Oakland 32, at Seattle 31 |
| 1982 | at Los Angeles 28, Seattle 23 |
| 1983 | at Seattle 38, Los Angeles 36 |
| | Seattle 34, at Los Angeles 21 |
| 1984 | at Los Angeles 28, Seattle 14 |
| | at Seattle 17, Los Angeles 14 |
| 1985 | at Seattle 33, Los Angeles 3 |
| | at Los Angeles 13, Seattle 3 |
| 1986 | at Los Angeles 14, Seattle 10 |
| | at Seattle 37, Los Angeles 0 |
| 1987 | Seattle 35, at Los Angeles 13 |
| | Los Angeles 37, at Seattle 14 |
| 1988 | at Seattle 35, Los Angeles 27 |
| | Seattle 43, at Los Angeles 37 |
| 1989 | Seattle 24, at Los Angeles 20 |
| | at Seattle 23, Los Angeles 17 |
| 1990 | Los Angeles 17, at Seattle 13 |
| | at Los Angeles 24, Seattle 17 |
| 1991 | Los Angeles 23, at Seattle 20 (OT) |
| | at Los Angeles 31, Seattle 7 |
| 1992 | Los Angeles 19, at Seattle 0 |
| | at Los Angeles 20, Seattle 3 |
| 1993 | Los Angeles 17, at Seattle 13 |
| | at Los Angeles 27, Seattle 23 |
| 1994 | Seattle 38, at Los Angeles 9 |
| | Los Angeles 17, at Seattle 16 |
| 1995 | at Oakland 34, Seattle 14 |
| | at Seattle 44, Oakland 10 |
| 1996 | Oakland 27, at Seattle 21 |
| | Seattle 28, at Oakland 21 |
| 1997 | at Seattle 45, Oakland 34 |
| | Seattle 22, at Oakland 21 |
| 1998 | Oakland 31, at Seattle 18 |
| | at Oakland 20, Seattle 17 |
| 1999 | at Seattle 22, Oakland 21 |
| | at Oakland 30, Seattle 21 |
| 2000 | at Oakland 31, Seattle 3 |
| | at Seattle 27, Oakland 24 |
| 2001 | at Oakland 38, Seattle 14 |
| | at Seattle 34, Oakland 27 |
| 2002 | at Oakland 31, Seattle 17 |
| 2006 | at Seattle 16, Oakland 0 |
| 2010 | at Oakland 33, Seattle 3 |

RAIDERS VS. TAMPA BAY

Raiders lead series, 6-1

| | |
|------|----------------------------------|
| 1976 | at Oakland 49, Tampa Bay 16 |
| 1981 | at Oakland 18, Tampa Bay 16 |
| 1993 | at Los Angeles 27, Tampa Bay 20 |
| 1996 | at Tampa Bay 20, Oakland 17 (OT) |
| 1999 | at Oakland 45, Tampa Bay 0 |
| 2004 | at Oakland 30, Tampa Bay 20 |

2008 Oakland 31, at Tampa Bay 24

RAIDERS VS. *TENNESSEE

Raiders lead series, 23-19

| | |
|------|----------------------------------|
| 1960 | Houston 37, at Oakland 22 |
| | Oakland 14, at Houston 13 |
| 1961 | at Houston 55, Oakland 0 |
| | Houston 47, at Oakland 16 |
| 1962 | Houston 28, at Oakland 20 |
| | at Houston 32, Oakland 17 |
| 1963 | Oakland 24, at Houston 13 |
| | at Oakland 52, Houston 49 |
| 1964 | at Houston 42, Oakland 28 |
| | at Oakland 20, Houston 10 |
| 1965 | at Oakland 21, Houston 17 |
| | Oakland 33, at Houston 21 |
| 1966 | at Houston 31, Oakland 0 |
| | at Oakland 38, Houston 23 |
| 1967 | Oakland 19, at Houston 7 |
| 1968 | Oakland 24, at Houston 15 |
| 1969 | at Oakland 21, Houston 17 |
| 1971 | at Oakland 41, Houston 21 |
| 1972 | Oakland 34, at Houston 0 |
| 1973 | Oakland 17, at Houston 6 |
| 1975 | Houston 27, at Oakland 26 |
| 1976 | Oakland 14, at Houston 13 |
| 1977 | at Oakland 34, Houston 29 |
| 1978 | at Oakland 21, Houston 17 |
| 1979 | at Houston 31, Oakland 17 |
| 1981 | at Houston 17, Oakland 16 |
| 1983 | at Los Angeles 20, Houston 6 |
| 1984 | Los Angeles 24, at Houston 14 |
| 1986 | Los Angeles 28, at Houston 17 |
| 1988 | at Houston 38, Los Angeles 35 |
| 1989 | at Houston 23, Los Angeles 7 |
| 1991 | at Houston 47, Los Angeles 17 |
| 1994 | at Los Angeles 17, Houston 14 |
| 1997 | at Tennessee 24, Oakland 21 (OT) |
| 1999 | at Tennessee 21, Oakland 14 |
| 2001 | Tennessee 13, at Oakland 10 |
| 2002 | at Oakland 52, Tennessee 25 |
| 2003 | at Tennessee 25, Oakland 20 |
| 2004 | at Oakland 40, Tennessee 35 |
| 2005 | Oakland 34, at Tennessee 25 |
| 2007 | at Tennessee 13, Oakland 9 |
| 2010 | at Tennessee 38, Oakland 13 |

*Known as Houston Oilers prior to 1997.

RAIDERS VS. WASHINGTON

Raiders lead series, 7-4

| | |
|------|-----------------------------------|
| 1970 | at Oakland 34, Washington 20 |
| 1975 | Oakland 26, at Washington 23 (OT) |
| 1980 | at Oakland 24, Washington 21 |
| 1983 | at Washington 37, Los Angeles 35 |
| 1986 | at Washington 10, Los Angeles 6 |
| 1989 | at Los Angeles 37, Washington 24 |
| 1992 | Los Angeles 21, at Washington 20 |
| 1995 | Oakland 20, at Washington 8 |
| 1998 | Washington 29, at Oakland 19 |
| 2005 | Oakland 16, at Washington 13 |
| 2009 | Washington 34, at Oakland 13 |

YEARLY STANDINGS

AMERICAN FOOTBALL LEAGUE 1960

| EASTERN DIVISION | | | | | | WESTERN DIVISION | | | | | |
|------------------|----|---|---|-----|-----|------------------|----------|----------|----------|------------|------------|
| Team | W | L | T | Pts | Opp | Team | W | L | T | Pts | Opp |
| Houston | 10 | 4 | 0 | 379 | 285 | Los Angeles | 10 | 4 | 0 | 373 | 336 |
| New York | 7 | 7 | 0 | 382 | 399 | Dallas | 8 | 6 | 0 | 362 | 253 |
| Buffalo | 5 | 8 | 1 | 296 | 303 | Raiders | 6 | 8 | 0 | 319 | 388 |
| Boston | 5 | 9 | 0 | 286 | 349 | Denver | 4 | 9 | 1 | 309 | 393 |

CHAMPIONSHIP GAME: Houston 24, Los Angeles 16

1961

| EASTERN DIVISION | | | | | | WESTERN DIVISION | | | | | |
|------------------|----|---|---|-----|-----|------------------|----------|-----------|----------|------------|------------|
| Team | W | L | T | Pts | Opp | Team | W | L | T | Pts | Opp |
| Houston | 10 | 3 | 1 | 513 | 242 | San Diego | 12 | 2 | 0 | 396 | 219 |
| Boston | 9 | 4 | 1 | 413 | 313 | Dallas | 6 | 8 | 0 | 334 | 343 |
| New York | 7 | 7 | 0 | 301 | 390 | Denver | 3 | 11 | 0 | 251 | 432 |
| Buffalo | 6 | 8 | 0 | 294 | 342 | Raiders | 2 | 12 | 0 | 237 | 458 |

CHAMPIONSHIP GAME: Houston 10, San Diego 3

1962

| EASTERN DIVISION | | | | | | WESTERN DIVISION | | | | | |
|------------------|----|---|---|-----|-----|------------------|----------|-----------|----------|------------|------------|
| Team | W | L | T | Pts | Opp | Team | W | L | T | Pts | Opp |
| Houston | 11 | 3 | 0 | 387 | 270 | Dallas | 11 | 3 | 0 | 389 | 233 |
| Boston | 9 | 4 | 1 | 346 | 295 | Denver | 7 | 7 | 0 | 353 | 334 |
| Buffalo | 7 | 6 | 1 | 309 | 272 | San Diego | 4 | 10 | 0 | 314 | 392 |
| New York | 5 | 9 | 0 | 278 | 423 | Raiders | 1 | 13 | 0 | 213 | 370 |

CHAMPIONSHIP GAME: Dallas 20, Houston 17 (OT)

1963

| EASTERN DIVISION | | | | | | WESTERN DIVISION | | | | | |
|------------------|---|---|---|-----|-----|------------------|-----------|----------|----------|------------|------------|
| Team | W | L | T | Pts | Opp | Team | W | L | T | Pts | Opp |
| Boston* | 7 | 6 | 1 | 327 | 257 | San Diego | 11 | 3 | 0 | 399 | 255 |
| Buffalo* | 7 | 6 | 1 | 304 | 291 | Raiders | 10 | 4 | 0 | 363 | 282 |
| Houston | 6 | 8 | 0 | 302 | 372 | Kansas City | 5 | 7 | 2 | 347 | 263 |
| New York | 5 | 8 | 1 | 249 | 399 | Denver | 2 | 11 | 1 | 301 | 473 |

*Boston won playoff game 26-8

CHAMPIONSHIP GAME: San Diego 51, Boston 10

1964

| EASTERN DIVISION | | | | | | WESTERN DIVISION | | | | | |
|------------------|----|----|---|-----|-----|------------------|----------|----------|----------|------------|------------|
| Team | W | L | T | Pts | Opp | Team | W | L | T | Pts | Opp |
| Buffalo | 12 | 2 | 0 | 400 | 242 | San Diego | 8 | 5 | 1 | 341 | 300 |
| Boston | 10 | 3 | 1 | 365 | 297 | Kansas City | 7 | 7 | 0 | 366 | 306 |
| New York | 5 | 8 | 1 | 278 | 315 | Raiders | 5 | 7 | 2 | 303 | 350 |
| Houston | 4 | 10 | 0 | 310 | 355 | Denver | 2 | 11 | 1 | 240 | 438 |

CHAMPIONSHIP GAME: Buffalo 20, San Diego 7

1965

| EASTERN DIVISION | | | | | | WESTERN DIVISION | | | | | |
|------------------|----|----|---|-----|-----|------------------|----------|----------|----------|------------|------------|
| Team | W | L | T | Pts | Opp | Team | W | L | T | Pts | Opp |
| Buffalo | 10 | 3 | 1 | 313 | 226 | San Diego | 9 | 2 | 3 | 340 | 227 |
| New York | 5 | 8 | 1 | 285 | 303 | Raiders | 8 | 5 | 1 | 298 | 239 |
| Boston | 4 | 8 | 2 | 244 | 302 | Kansas City | 7 | 5 | 2 | 322 | 285 |
| Houston | 4 | 10 | 0 | 298 | 429 | Denver | 4 | 10 | 0 | 303 | 392 |

CHAMPIONSHIP GAME: Buffalo 23, San Diego 0

1966

| EASTERN DIVISION | | | | | | WESTERN DIVISION | | | | | |
|------------------|---|----|---|-----|-----|------------------|----------|----------|----------|------------|------------|
| Team | W | L | T | Pts | Opp | Team | W | L | T | Pts | Opp |
| Buffalo | 9 | 4 | 1 | 358 | 255 | Kansas City | 11 | 2 | 1 | 448 | 276 |
| Boston | 8 | 4 | 2 | 315 | 283 | Raiders | 8 | 5 | 1 | 315 | 288 |
| New York | 6 | 6 | 2 | 322 | 312 | San Diego | 7 | 6 | 1 | 335 | 284 |
| Houston | 3 | 11 | 0 | 335 | 396 | Denver | 4 | 10 | 0 | 196 | 381 |
| Miami | 3 | 11 | 0 | 213 | 362 | | | | | | |

CHAMPIONSHIP GAME: Kansas City 31, Buffalo 7

SUPER BOWL I: Green Bay 35, Kansas City 10

1967

EASTERN DIVISION

| Team | W | L | T | Pts | Opp |
|----------|---|----|---|-----|-----|
| Houston | 9 | 4 | 1 | 258 | 199 |
| New York | 8 | 5 | 1 | 371 | 329 |
| Buffalo | 4 | 10 | 0 | 237 | 285 |
| Miami | 4 | 10 | 0 | 219 | 407 |
| Boston | 3 | 10 | 1 | 280 | 389 |

WESTERN DIVISION

| Team | W | L | T | Pts | Opp |
|----------------|-----------|----------|----------|------------|------------|
| Raiders | 13 | 1 | 0 | 468 | 233 |
| Kansas City | 9 | 5 | 0 | 408 | 254 |
| San Diego | 8 | 5 | 1 | 360 | 352 |
| Denver | 3 | 11 | 0 | 256 | 409 |

CHAMPIONSHIP GAME: **Raiders 40, Houston 7**

SUPER BOWL II: **Green Bay 33, Raiders 14**

1968

EASTERN DIVISION

| Team | W | L | T | Pts | Opp |
|----------|----|----|---|-----|-----|
| New York | 11 | 3 | 0 | 419 | 280 |
| Houston | 7 | 7 | 0 | 303 | 248 |
| Miami | 5 | 8 | 1 | 276 | 355 |
| Boston | 4 | 10 | 0 | 229 | 406 |
| Buffalo | 1 | 12 | 1 | 199 | 367 |

WESTERN DIVISION

| Team | W | L | T | Pts | Opp |
|-----------------|-----------|----------|----------|------------|------------|
| Raiders* | 12 | 2 | 0 | 453 | 233 |
| Kansas City* | 12 | 2 | 0 | 371 | 170 |
| San Diego | 9 | 5 | 0 | 382 | 310 |
| Denver | 5 | 9 | 0 | 255 | 404 |
| Cincinnati | 3 | 11 | 0 | 215 | 329 |

***Raiders won playoff game 41-6**

CHAMPIONSHIP GAME: **NY Jets 27, Raiders 23**

SUPER BOWL III: **NY Jets 16, Baltimore 7**

1969

EASTERN DIVISION

| Team | W | L | T | Pts | Opp |
|----------|----|----|---|-----|-----|
| New York | 10 | 4 | 0 | 353 | 269 |
| Houston | 6 | 6 | 2 | 278 | 279 |
| Boston | 4 | 10 | 0 | 266 | 316 |
| Buffalo | 4 | 10 | 0 | 230 | 359 |
| Miami | 3 | 10 | 1 | 233 | 332 |

WESTERN DIVISION

| Team | W | L | T | Pts | Opp |
|----------------|-----------|----------|----------|------------|------------|
| Raiders | 12 | 1 | 1 | 377 | 242 |
| Kansas City | 11 | 3 | 0 | 359 | 177 |
| San Diego | 8 | 6 | 0 | 288 | 276 |
| Denver | 5 | 8 | 1 | 297 | 344 |
| Cincinnati | 4 | 9 | 1 | 280 | 367 |

PLAYOFF: Kansas City 13, NY Jets 6

PLAYOFF: **Raiders 56, Houston 7**

CHAMPIONSHIP GAME: **Kansas City 17, Raiders 7**

SUPER BOWL IV: Kansas City 23, Minnesota 7

NATIONAL FOOTBALL LEAGUE

1970

AMERICAN CONFERENCE

Western Division

| Team | W | L | T | Pts | Opp |
|----------------|----------|----------|----------|------------|------------|
| Raiders | 8 | 4 | 2 | 300 | 293 |
| Kansas City | 7 | 5 | 2 | 272 | 244 |
| San Diego | 5 | 6 | 3 | 282 | 278 |
| Denver | 5 | 8 | 1 | 253 | 264 |

Central Division

| | | | | | |
|------------|---|----|---|-----|-----|
| Cincinnati | 8 | 6 | 0 | 312 | 255 |
| Cleveland | 7 | 7 | 0 | 286 | 265 |
| Pittsburgh | 5 | 9 | 0 | 210 | 272 |
| Houston | 3 | 10 | 1 | 217 | 352 |

Eastern Division

| | | | | | |
|-----------|----|----|---|-----|-----|
| Baltimore | 11 | 2 | 1 | 321 | 234 |
| Miami | 10 | 4 | 0 | 297 | 228 |
| NY Jets | 4 | 10 | 0 | 255 | 286 |
| Buffalo | 3 | 10 | 1 | 204 | 337 |
| Boston | 2 | 12 | 0 | 149 | 361 |

NATIONAL CONFERENCE

Western Division

| Team | W | L | T | Pts | Opp |
|---------------|----|----|---|-----|-----|
| San Francisco | 10 | 3 | 1 | 352 | 267 |
| Los Angeles | 9 | 4 | 1 | 325 | 202 |
| Atlanta | 4 | 8 | 2 | 206 | 261 |
| New Orleans | 2 | 11 | 1 | 172 | 347 |

Central Division

| | | | | | |
|-----------|----|---|---|-----|-----|
| Minnesota | 12 | 2 | 0 | 335 | 143 |
| Detroit | 10 | 4 | 0 | 347 | 202 |
| Chicago | 6 | 8 | 0 | 256 | 261 |
| Green Bay | 6 | 8 | 0 | 196 | 293 |

Eastern Division

| | | | | | |
|--------------|----|----|---|-----|-----|
| Dallas | 10 | 4 | 0 | 299 | 221 |
| NY Giants | 9 | 5 | 0 | 301 | 270 |
| St. Louis | 8 | 5 | 1 | 325 | 228 |
| Washington | 6 | 8 | 0 | 297 | 314 |
| Philadelphia | 3 | 10 | 1 | 241 | 332 |

AFC PLAYOFFS: **Raiders 21, Miami 14**; Baltimore 17, Cincinnati 0

AFC CHAMPIONSHIP: **Baltimore 27, Raiders 17**

NFC PLAYOFFS: Dallas 5, Detroit 0; San Francisco 17, Minnesota 14

NFC CHAMPIONSHIP: Dallas 17, San Francisco 10

SUPER BOWL V: Baltimore 16, Dallas 13

1971

AMERICAN CONFERENCE

Western Division

| Team | W | L | T | Pts | Opp |
|----------------|----------|----------|----------|------------|------------|
| Kansas City | 10 | 3 | 1 | 302 | 208 |
| Raiders | 8 | 4 | 2 | 344 | 278 |
| San Diego | 6 | 8 | 0 | 311 | 341 |
| Denver | 4 | 9 | 1 | 203 | 275 |

Central Division

| | | | | | |
|------------|---|----|---|-----|-----|
| Cleveland | 9 | 5 | 0 | 285 | 273 |
| Pittsburgh | 6 | 8 | 0 | 246 | 292 |
| Houston | 4 | 9 | 1 | 251 | 330 |
| Cincinnati | 4 | 10 | 0 | 284 | 265 |

Eastern Division

| | | | | | |
|-------------|----|----|---|-----|-----|
| Miami | 10 | 3 | 1 | 315 | 174 |
| Baltimore | 10 | 4 | 0 | 313 | 140 |
| New England | 6 | 8 | 0 | 238 | 325 |
| NY Jets | 6 | 8 | 0 | 212 | 299 |
| Buffalo | 1 | 13 | 0 | 184 | 394 |

AFC PLAYOFFS: Miami 27, Kansas City 24 (2 OT); Baltimore 20, Cleveland 3

AFC CHAMPIONSHIP: Miami 21, Baltimore 0

NFC PLAYOFFS: San Francisco 24, Washington 20; Dallas 20, Minnesota 12

NFC CHAMPIONSHIP: Dallas 14, San Francisco 3

SUPER BOWL VI: Dallas 24, Miami 3

NATIONAL CONFERENCE

Western Division

| Team | W | L | T | Pts | Opp |
|---------------|---|---|---|-----|-----|
| San Francisco | 9 | 5 | 0 | 300 | 216 |
| Los Angeles | 8 | 5 | 1 | 313 | 260 |
| Atlanta | 7 | 6 | 1 | 274 | 277 |
| New Orleans | 4 | 8 | 2 | 266 | 347 |

Central Division

| | | | | | |
|-----------|----|---|---|-----|-----|
| Minnesota | 11 | 3 | 0 | 245 | 139 |
| Detroit | 7 | 6 | 1 | 341 | 286 |
| Chicago | 6 | 8 | 0 | 185 | 276 |
| Green Bay | 4 | 8 | 2 | 274 | 298 |

Eastern Division

| | | | | | |
|--------------|----|----|---|-----|-----|
| Dallas | 11 | 3 | 0 | 406 | 222 |
| Washington | 9 | 4 | 1 | 276 | 190 |
| Philadelphia | 6 | 7 | 1 | 221 | 302 |
| St. Louis | 4 | 9 | 1 | 231 | 279 |
| NY Giants | 4 | 10 | 0 | 228 | 362 |

1972

AMERICAN CONFERENCE

Western Division

| Team | W | L | T | Pts | Opp |
|----------------|-----------|----------|----------|------------|------------|
| Raiders | 10 | 3 | 1 | 365 | 248 |
| Kansas City | 8 | 6 | 0 | 287 | 254 |
| Denver | 5 | 9 | 0 | 325 | 350 |
| San Diego | 4 | 9 | 1 | 264 | 344 |

Central Division

| | | | | | |
|------------|----|----|---|-----|-----|
| Pittsburgh | 11 | 3 | 0 | 343 | 175 |
| Cleveland | 10 | 4 | 0 | 268 | 249 |
| Cincinnati | 8 | 6 | 0 | 299 | 229 |
| Houston | 1 | 13 | 0 | 164 | 380 |

Eastern Division

| | | | | | |
|-------------|----|----|---|-----|-----|
| Miami | 14 | 0 | 0 | 385 | 171 |
| NY Jets | 7 | 7 | 0 | 367 | 324 |
| Baltimore | 5 | 9 | 0 | 235 | 252 |
| Buffalo | 4 | 9 | 1 | 257 | 377 |
| New England | 3 | 11 | 0 | 192 | 446 |

AFC PLAYOFFS: **Pittsburgh 13, Raiders 7**; Miami 20, Cleveland 14

AFC CHAMPIONSHIP: Miami 21, Pittsburgh 17

NFC PLAYOFFS: Dallas 30, San Francisco 28; Washington 16, Green Bay 3

NFC CHAMPIONSHIP: Washington 26, Dallas 3

SUPER BOWL VII: Miami 14, Washington 7

NATIONAL CONFERENCE

Western Division

| Team | W | L | T | Pts | Opp |
|---------------|---|----|---|-----|-----|
| San Francisco | 8 | 5 | 1 | 353 | 249 |
| Atlanta | 7 | 7 | 0 | 269 | 274 |
| Los Angeles | 6 | 7 | 1 | 291 | 286 |
| New Orleans | 2 | 11 | 1 | 215 | 361 |

Central Division

| | | | | | |
|-----------|----|---|---|-----|-----|
| Green Bay | 10 | 4 | 0 | 304 | 226 |
| Detroit | 8 | 5 | 1 | 339 | 290 |
| Minnesota | 7 | 7 | 0 | 301 | 252 |
| Chicago | 4 | 9 | 1 | 225 | 275 |

Eastern Division

| | | | | | |
|--------------|----|----|---|-----|-----|
| Washington | 11 | 3 | 0 | 336 | 218 |
| Dallas | 10 | 4 | 0 | 319 | 240 |
| NY Giants | 8 | 6 | 0 | 331 | 247 |
| St. Louis | 4 | 9 | 1 | 193 | 303 |
| Philadelphia | 2 | 11 | 1 | 145 | 352 |

1973

AMERICAN CONFERENCE

Western Division

| Team | W | L | T | Pts | Opp |
|----------------|----------|----------|----------|------------|------------|
| Raiders | 9 | 4 | 1 | 292 | 175 |
| Denver | 7 | 5 | 2 | 354 | 296 |
| Kansas City | 7 | 5 | 2 | 231 | 192 |
| San Diego | 2 | 11 | 1 | 188 | 386 |

Central Division

| | | | | | |
|------------|----|----|---|-----|-----|
| Cincinnati | 10 | 4 | 0 | 286 | 231 |
| Pittsburgh | 10 | 4 | 0 | 347 | 210 |
| Cleveland | 7 | 5 | 2 | 234 | 255 |
| Houston | 1 | 13 | 0 | 199 | 447 |

Eastern Division

| | | | | | |
|-------------|----|----|---|-----|-----|
| Miami | 12 | 2 | 0 | 343 | 150 |
| Buffalo | 9 | 5 | 0 | 259 | 230 |
| New England | 5 | 9 | 0 | 258 | 300 |
| Baltimore | 4 | 10 | 0 | 226 | 341 |
| NY Jets | 4 | 10 | 0 | 240 | 306 |

AFC PLAYOFFS: **Raiders 33, Pittsburgh 14**; Miami 34, Cincinnati 16

AFC CHAMPIONSHIP: **Miami 27, Raiders 10**

NFC PLAYOFFS: Minnesota 27, Washington 20; Dallas 27, Los Angeles 16

NFC CHAMPIONSHIP: Minnesota 27, Dallas 10

SUPER BOWL VIII: Miami 24, Minnesota 7

NATIONAL CONFERENCE

Western Division

| Team | W | L | T | Pts | Opp |
|---------------|----|---|---|-----|-----|
| Los Angeles | 12 | 2 | 0 | 388 | 178 |
| Atlanta | 9 | 5 | 0 | 318 | 224 |
| New Orleans | 5 | 9 | 0 | 163 | 312 |
| San Francisco | 5 | 9 | 0 | 262 | 319 |

Central Division

| | | | | | |
|-----------|----|----|---|-----|-----|
| Minnesota | 12 | 2 | 0 | 296 | 168 |
| Detroit | 6 | 7 | 1 | 271 | 247 |
| Green Bay | 5 | 7 | 2 | 202 | 259 |
| Chicago | 3 | 11 | 0 | 195 | 334 |

Eastern Division

| | | | | | |
|--------------|----|----|---|-----|-----|
| Dallas | 10 | 4 | 0 | 382 | 203 |
| Washington | 10 | 4 | 0 | 325 | 198 |
| Philadelphia | 5 | 8 | 1 | 310 | 393 |
| St. Louis | 4 | 9 | 1 | 286 | 365 |
| NY Giants | 2 | 11 | 1 | 226 | 362 |

1974

AMERICAN CONFERENCE

Western Division

| Team | W | L | T | Pts | Opp |
|----------------|-----------|----------|----------|------------|------------|
| Raiders | 12 | 2 | 0 | 355 | 228 |
| Denver | 7 | 6 | 1 | 302 | 294 |
| Kansas City | 5 | 9 | 0 | 233 | 293 |
| San Diego | 5 | 9 | 0 | 212 | 285 |

Central Division

| | | | | | |
|------------|----|----|---|-----|-----|
| Pittsburgh | 10 | 3 | 1 | 305 | 189 |
| Cincinnati | 7 | 7 | 0 | 283 | 259 |
| Houston | 7 | 7 | 0 | 236 | 282 |
| Cleveland | 4 | 10 | 0 | 251 | 344 |

Eastern Division

| | | | | | |
|-------------|----|----|---|-----|-----|
| Miami | 11 | 3 | 0 | 327 | 216 |
| Buffalo | 9 | 5 | 0 | 264 | 244 |
| New England | 7 | 7 | 0 | 348 | 289 |
| NY Jets | 7 | 7 | 0 | 279 | 300 |
| Baltimore | 2 | 12 | 0 | 190 | 329 |

AFC PLAYOFFS: **Raiders 28, Miami 26**; Pittsburgh 32, Buffalo 14

AFC CHAMPIONSHIP: **Pittsburgh 24, Raiders 13**

NFC PLAYOFFS: Minnesota 30, St Louis 14; Los Angeles 19, Washington 10

NFC CHAMPIONSHIP: Minnesota 14, Los Angeles 10

SUPER BOWL IX: Pittsburgh 16, Minnesota 6

NATIONAL CONFERENCE

Western Division

| Team | W | L | T | Pts | Opp |
|---------------|----|----|---|-----|-----|
| Los Angeles | 10 | 4 | 0 | 263 | 181 |
| San Francisco | 6 | 8 | 0 | 226 | 236 |
| New Orleans | 5 | 9 | 0 | 166 | 263 |
| Atlanta | 3 | 11 | 0 | 111 | 271 |

Central Division

| | | | | | |
|-----------|----|----|---|-----|-----|
| Minnesota | 10 | 4 | 0 | 310 | 195 |
| Detroit | 7 | 7 | 0 | 256 | 270 |
| Green Bay | 6 | 8 | 0 | 210 | 206 |
| Chicago | 4 | 10 | 0 | 152 | 279 |

Eastern Division

| | | | | | |
|--------------|----|----|---|-----|-----|
| St. Louis | 10 | 4 | 0 | 285 | 218 |
| Washington | 10 | 4 | 0 | 320 | 196 |
| Dallas | 8 | 6 | 0 | 297 | 235 |
| Philadelphia | 7 | 7 | 0 | 242 | 217 |
| NY Giants | 2 | 12 | 0 | 195 | 299 |

1975

AMERICAN CONFERENCE

Western Division

| Team | W | L | T | Pts | Opp |
|----------------|-----------|----------|----------|------------|------------|
| Raiders | 11 | 3 | 0 | 375 | 255 |
| Denver | 6 | 8 | 0 | 254 | 307 |
| Kansas City | 5 | 9 | 0 | 282 | 341 |
| San Diego | 2 | 12 | 0 | 189 | 345 |

Central Division

| | | | | | |
|------------|----|----|---|-----|-----|
| Pittsburgh | 12 | 2 | 0 | 373 | 162 |
| Cincinnati | 11 | 3 | 0 | 340 | 246 |
| Houston | 10 | 4 | 0 | 293 | 226 |
| Cleveland | 3 | 11 | 0 | 218 | 372 |

Eastern Division

| | | | | | |
|-------------|----|----|---|-----|-----|
| Baltimore | 10 | 4 | 0 | 395 | 269 |
| Miami | 10 | 4 | 0 | 357 | 222 |
| Buffalo | 8 | 6 | 0 | 420 | 355 |
| New England | 3 | 11 | 0 | 258 | 358 |
| NY Jets | 3 | 11 | 0 | 258 | 433 |

AFC PLAYOFFS: **Raiders 31, Cincinnati 28**; Pittsburgh 28, Baltimore 10

AFC CHAMPIONSHIP: **Pittsburgh 16, Raiders 10**

NFC PLAYOFFS: Dallas 17, Minnesota 14; Los Angeles 35, St. Louis 23

NFC CHAMPIONSHIP: Dallas 37, Los Angeles 7

SUPER BOWL X: Pittsburgh 21, Dallas 17

NATIONAL CONFERENCE

Western Division

| Team | W | L | T | Pts | Opp |
|---------------|----|----|---|-----|-----|
| Los Angeles | 12 | 2 | 0 | 312 | 135 |
| San Francisco | 5 | 9 | 0 | 255 | 286 |
| Atlanta | 4 | 10 | 0 | 240 | 289 |
| New Orleans | 2 | 12 | 0 | 165 | 360 |

Central Division

| | | | | | |
|-----------|----|----|---|-----|-----|
| Minnesota | 12 | 2 | 0 | 377 | 180 |
| Detroit | 7 | 7 | 0 | 245 | 262 |
| Chicago | 4 | 10 | 0 | 191 | 379 |
| Green Bay | 4 | 10 | 0 | 226 | 285 |

Eastern Division

| | | | | | |
|--------------|----|----|---|-----|-----|
| St. Louis | 11 | 3 | 0 | 356 | 276 |
| Dallas | 10 | 4 | 0 | 350 | 268 |
| Washington | 8 | 6 | 0 | 325 | 276 |
| NY Giants | 5 | 9 | 0 | 216 | 306 |
| Philadelphia | 4 | 10 | 0 | 225 | 302 |

1976

AMERICAN CONFERENCE

Western Division

| Team | W | L | T | Pts | Opp |
|----------------|-----------|----------|----------|------------|------------|
| Raiders | 13 | 1 | 0 | 350 | 237 |
| Denver | 9 | 5 | 0 | 315 | 206 |
| San Diego | 6 | 8 | 0 | 248 | 285 |
| Kansas City | 5 | 9 | 0 | 290 | 376 |
| Tampa Bay | 0 | 14 | 0 | 125 | 412 |

Central Division

| | | | | | |
|------------|----|---|---|-----|-----|
| Pittsburgh | 10 | 4 | 0 | 342 | 138 |
| Cincinnati | 10 | 4 | 0 | 335 | 210 |
| Cleveland | 9 | 5 | 0 | 267 | 287 |
| Houston | 5 | 9 | 0 | 222 | 273 |

Eastern Division

| | | | | | |
|-------------|----|----|---|-----|-----|
| Baltimore | 11 | 3 | 0 | 417 | 246 |
| New England | 11 | 3 | 0 | 376 | 236 |
| Miami | 6 | 8 | 0 | 263 | 264 |
| NY Jets | 3 | 11 | 0 | 169 | 383 |
| Buffalo | 2 | 12 | 0 | 245 | 363 |

AFC PLAYOFFS: **Raiders 24, New England 21**; Pittsburgh 40, Baltimore 14

AFC CHAMPIONSHIP: **Raiders 24, Pittsburgh 7**

NFC PLAYOFFS: Minnesota 35, Washington 20; LA Rams 14, Dallas 12

NFC CHAMPIONSHIP: Minnesota 24, LA Rams 13

SUPER BOWL XI: **Raiders 32, Minnesota 14**

NATIONAL CONFERENCE

Western Division

| Team | W | L | T | Pts | Opp |
|---------------|----|----|---|-----|-----|
| Los Angeles | 10 | 3 | 1 | 351 | 190 |
| San Francisco | 8 | 6 | 0 | 270 | 190 |
| Atlanta | 4 | 10 | 0 | 172 | 312 |
| New Orleans | 4 | 10 | 0 | 253 | 346 |
| Seattle | 2 | 12 | 0 | 229 | 429 |

Central Division

| | | | | | |
|-----------|----|---|---|-----|-----|
| Minnesota | 11 | 2 | 1 | 305 | 176 |
| Chicago | 7 | 7 | 0 | 253 | 216 |
| Detroit | 6 | 8 | 0 | 262 | 220 |
| Green Bay | 5 | 9 | 0 | 218 | 299 |

Eastern Division

| | | | | | |
|--------------|----|----|---|-----|-----|
| Dallas | 11 | 3 | 0 | 296 | 194 |
| Washington | 10 | 4 | 0 | 291 | 217 |
| St. Louis | 10 | 4 | 0 | 309 | 267 |
| Philadelphia | 4 | 10 | 0 | 165 | 286 |
| NY Giants | 3 | 11 | 0 | 170 | 250 |

1977

AMERICAN CONFERENCE

Western Division

| Team | W | L | T | Pts | Opp |
|----------------|-----------|----------|----------|------------|------------|
| Denver | 12 | 2 | 0 | 274 | 148 |
| Raiders | 11 | 3 | 0 | 351 | 230 |
| San Diego | 7 | 7 | 0 | 222 | 205 |
| Seattle | 5 | 9 | 0 | 282 | 373 |
| Kansas City | 2 | 12 | 0 | 225 | 349 |

Central Division

| | | | | | |
|------------|---|---|---|-----|-----|
| Pittsburgh | 9 | 5 | 0 | 283 | 243 |
| Houston | 8 | 6 | 0 | 299 | 230 |
| Cincinnati | 8 | 6 | 0 | 238 | 235 |
| Cleveland | 6 | 8 | 0 | 269 | 267 |

Eastern Division

| | | | | | |
|-------------|----|----|---|-----|-----|
| Baltimore | 10 | 4 | 0 | 295 | 221 |
| Miami | 10 | 4 | 0 | 313 | 197 |
| New England | 9 | 5 | 0 | 278 | 217 |
| NY Jets | 3 | 11 | 0 | 191 | 300 |
| Buffalo | 3 | 11 | 0 | 160 | 313 |

AFC PLAYOFFS: **Raiders 37, Baltimore 31**; Denver 34, Pittsburgh 21

AFC CHAMPIONSHIP: **Denver 20, Raiders 17**

NFC PLAYOFFS: Dallas 37, Chicago 7; Minnesota 14, Los Angeles 7

NFC CHAMPIONSHIP: Dallas 23, Minnesota 6

SUPER BOWL XII: Dallas 27, Denver 10

NATIONAL CONFERENCE

Western Division

| Team | W | L | T | Pts | Opp |
|---------------|----|----|---|-----|-----|
| Los Angeles | 10 | 4 | 0 | 302 | 146 |
| Atlanta | 7 | 7 | 0 | 179 | 129 |
| San Francisco | 5 | 9 | 0 | 220 | 260 |
| New Orleans | 3 | 11 | 0 | 232 | 336 |

Central Division

| | | | | | |
|-----------|---|----|---|-----|-----|
| Minnesota | 9 | 5 | 0 | 231 | 227 |
| Chicago | 9 | 5 | 0 | 255 | 253 |
| Detroit | 6 | 8 | 0 | 183 | 252 |
| Green Bay | 4 | 10 | 0 | 134 | 219 |
| Tampa Bay | 2 | 12 | 0 | 103 | 223 |

Eastern Division

| | | | | | |
|--------------|----|---|---|-----|-----|
| Dallas | 12 | 2 | 0 | 345 | 212 |
| Washington | 9 | 5 | 0 | 196 | 189 |
| St. Louis | 7 | 7 | 0 | 272 | 287 |
| Philadelphia | 5 | 9 | 0 | 220 | 207 |
| NY Giants | 5 | 9 | 0 | 181 | 265 |

1978

AMERICAN CONFERENCE

Western Division

| Team | W | L | T | Pts | Opp |
|----------------|----------|----------|----------|------------|------------|
| Denver | 10 | 6 | 0 | 282 | 198 |
| Raiders | 9 | 7 | 0 | 311 | 283 |
| Seattle | 9 | 7 | 0 | 345 | 358 |
| San Diego | 9 | 7 | 0 | 355 | 309 |
| Kansas City | 4 | 12 | 0 | 243 | 327 |

Central Division

| | | | | | |
|------------|----|----|---|-----|-----|
| Pittsburgh | 14 | 2 | 0 | 356 | 195 |
| Houston | 10 | 6 | 0 | 283 | 298 |
| Cleveland | 8 | 8 | 0 | 334 | 356 |
| Cincinnati | 4 | 12 | 0 | 252 | 284 |

Eastern Division

| | | | | | |
|-------------|----|----|---|-----|-----|
| New England | 11 | 5 | 0 | 358 | 286 |
| Miami | 11 | 5 | 0 | 372 | 254 |
| NY Jets | 8 | 8 | 0 | 359 | 364 |
| Buffalo | 5 | 11 | 0 | 302 | 354 |
| Baltimore | 5 | 11 | 0 | 239 | 421 |

AFC WILD CARD PLAYOFF: Houston 17, Miami 9

AFC PLAYOFFS: Pittsburgh 33, Denver 10; Houston 31, New England 14

AFC CHAMPIONSHIP: Pittsburgh 34, Houston 5

NFC WILD CARD PLAYOFF: Atlanta 14, Philadelphia 13

NFC PLAYOFFS: Dallas 27, Atlanta 20; Los Angeles 34, Minnesota 10

NFC CHAMPIONSHIP: Dallas 28, Los Angeles 0

SUPER BOWL XIII: Pittsburgh 35, Dallas 31

NATIONAL CONFERENCE

Western Division

| Team | W | L | T | Pts | Opp |
|---------------|----|----|---|-----|-----|
| Los Angeles | 12 | 4 | 0 | 316 | 245 |
| Atlanta | 9 | 7 | 0 | 240 | 290 |
| New Orleans | 7 | 9 | 0 | 281 | 298 |
| San Francisco | 2 | 14 | 0 | 219 | 350 |

Central Division

| | | | | | |
|-----------|---|----|---|-----|-----|
| Minnesota | 8 | 7 | 1 | 294 | 306 |
| Green Bay | 8 | 7 | 1 | 249 | 269 |
| Detroit | 7 | 9 | 0 | 290 | 300 |
| Chicago | 7 | 9 | 0 | 253 | 274 |
| Tampa Bay | 5 | 11 | 0 | 241 | 259 |

Eastern Division

| | | | | | |
|--------------|----|----|---|-----|-----|
| Dallas | 12 | 4 | 0 | 384 | 208 |
| Philadelphia | 9 | 7 | 0 | 270 | 250 |
| Washington | 8 | 8 | 0 | 273 | 283 |
| St. Louis | 6 | 10 | 0 | 248 | 296 |
| NY Giants | 6 | 10 | 0 | 264 | 298 |

1979

AMERICAN CONFERENCE

Western Division

| Team | W | L | T | Pts | Opp |
|----------------|----------|----------|----------|------------|------------|
| San Diego | 12 | 4 | 0 | 411 | 246 |
| Denver | 10 | 6 | 0 | 289 | 262 |
| Seattle | 9 | 7 | 0 | 378 | 372 |
| Raiders | 9 | 7 | 0 | 365 | 337 |
| Kansas City | 7 | 9 | 0 | 238 | 262 |

Central Division

| | | | | | |
|------------|----|----|---|-----|-----|
| Pittsburgh | 12 | 4 | 0 | 416 | 262 |
| Houston | 11 | 5 | 0 | 362 | 331 |
| Cleveland | 9 | 7 | 0 | 359 | 352 |
| Cincinnati | 4 | 12 | 0 | 337 | 421 |

Eastern Division

| | | | | | |
|-------------|----|----|---|-----|-----|
| Miami | 10 | 6 | 0 | 341 | 257 |
| New England | 9 | 7 | 0 | 411 | 326 |
| NY Jets | 8 | 8 | 0 | 337 | 383 |
| Buffalo | 7 | 9 | 0 | 268 | 279 |
| Baltimore | 5 | 11 | 0 | 271 | 351 |

AFC WILD CARD PLAYOFF: Houston 13, Denver 7

AFC PLAYOFFS: Houston 17, San Diego 14; Pittsburgh 34, Miami 14

AFC CHAMPIONSHIP: Pittsburgh 27, Houston 13

NFC WILD CARD PLAYOFF: Philadelphia 27, Chicago 17

NFC PLAYOFFS: Tampa Bay 24, Philadelphia 17; L.A. Rams 21, Dallas 19

NFC CHAMPIONSHIP: L.A. Rams 9, Tampa Bay 0

SUPER BOWL XIV: Pittsburgh 31, L.A. Rams 19

NATIONAL CONFERENCE

Western Division

| Team | W | L | T | Pts | Opp |
|---------------|---|----|---|-----|-----|
| Los Angeles | 9 | 7 | 0 | 323 | 309 |
| New Orleans | 8 | 8 | 0 | 370 | 360 |
| Atlanta | 6 | 10 | 0 | 300 | 388 |
| San Francisco | 2 | 14 | 0 | 308 | 416 |

Central Division

| | | | | | |
|-----------|----|----|---|-----|-----|
| Tampa Bay | 10 | 6 | 0 | 273 | 237 |
| Chicago | 10 | 6 | 0 | 306 | 249 |
| Minnesota | 7 | 9 | 0 | 259 | 337 |
| Green Bay | 5 | 11 | 0 | 246 | 316 |
| Detroit | 2 | 14 | 0 | 219 | 365 |

Eastern Division

| | | | | | |
|--------------|----|----|---|-----|-----|
| Dallas | 11 | 5 | 0 | 371 | 313 |
| Philadelphia | 11 | 5 | 0 | 339 | 282 |
| Washington | 10 | 6 | 0 | 348 | 295 |
| NY Giants | 6 | 10 | 0 | 237 | 323 |
| St. Louis | 5 | 11 | 0 | 307 | 358 |

1980

AMERICAN CONFERENCE

Western Division

| Team | W | L | T | Pts | Opp |
|----------------|-----------|----------|----------|------------|------------|
| San Diego | 11 | 5 | 0 | 418 | 327 |
| Raiders | 11 | 5 | 0 | 364 | 306 |
| Kansas City | 8 | 8 | 0 | 319 | 336 |
| Denver | 8 | 8 | 0 | 310 | 323 |
| Seattle | 4 | 12 | 0 | 291 | 408 |

Central Division

| | | | | | |
|------------|----|----|---|-----|-----|
| Cleveland | 11 | 5 | 0 | 357 | 310 |
| Houston | 11 | 5 | 0 | 295 | 251 |
| Pittsburgh | 9 | 7 | 0 | 352 | 313 |
| Cincinnati | 6 | 10 | 0 | 244 | 312 |

Eastern Division

| | | | | | |
|-------------|----|----|---|-----|-----|
| Buffalo | 11 | 5 | 0 | 320 | 260 |
| New England | 10 | 6 | 0 | 441 | 325 |
| Miami | 8 | 8 | 0 | 266 | 305 |
| Baltimore | 7 | 9 | 0 | 355 | 387 |
| NY Jets | 4 | 12 | 0 | 302 | 395 |

AFC WILD CARD PLAYOFF: **Raiders 27, Houston 7**

AFC PLAYOFFS: **Raiders 14, Cleveland 12**; San Diego 20, Buffalo 14

AFC CHAMPIONSHIP: **Raiders 34, San Diego 27**

NFC WILD CARD PLAYOFF: Dallas 34, LA Rams 13

NFC PLAYOFFS: Philadelphia 31, Minnesota 16; Dallas 30, Atlanta 27

NFC CHAMPIONSHIP: Philadelphia 20, Dallas 7

SUPER BOWL XV: **Raiders 27, Philadelphia 10**

NATIONAL CONFERENCE

Western Division

| Team | W | L | T | Pts | Opp |
|---------------|----|----|---|-----|-----|
| Atlanta | 12 | 4 | 0 | 405 | 272 |
| Los Angeles | 11 | 5 | 0 | 424 | 289 |
| San Francisco | 6 | 10 | 0 | 320 | 415 |
| New Orleans | 1 | 15 | 0 | 291 | 487 |

Central Division

| | | | | | |
|-----------|---|----|---|-----|-----|
| Minnesota | 9 | 7 | 0 | 317 | 308 |
| Detroit | 9 | 7 | 0 | 334 | 272 |
| Chicago | 7 | 9 | 0 | 304 | 264 |
| Tampa Bay | 5 | 10 | 1 | 271 | 341 |
| Green Bay | 5 | 10 | 1 | 231 | 371 |

Eastern Division

| | | | | | |
|--------------|----|----|---|-----|-----|
| Philadelphia | 12 | 4 | 0 | 384 | 222 |
| Dallas | 12 | 4 | 0 | 454 | 311 |
| Washington | 6 | 10 | 0 | 261 | 293 |
| St. Louis | 5 | 11 | 0 | 299 | 350 |
| NY Giants | 4 | 12 | 0 | 249 | 425 |

1981

AMERICAN CONFERENCE

Western Division

| Team | W | L | T | Pts | Opp |
|----------------|----------|----------|----------|------------|------------|
| San Diego | 10 | 6 | 0 | 478 | 390 |
| Denver | 10 | 6 | 0 | 321 | 289 |
| Kansas City | 9 | 7 | 0 | 343 | 290 |
| Raiders | 7 | 9 | 0 | 273 | 343 |
| Seattle | 6 | 10 | 0 | 322 | 388 |

Central Division

| | | | | | |
|------------|----|----|---|-----|-----|
| Cincinnati | 12 | 4 | 0 | 421 | 304 |
| Pittsburgh | 8 | 8 | 0 | 356 | 297 |
| Houston | 7 | 9 | 0 | 281 | 355 |
| Cleveland | 5 | 11 | 0 | 276 | 375 |

Eastern Division

| | | | | | |
|-------------|----|----|---|-----|-----|
| Miami | 11 | 4 | 1 | 345 | 275 |
| NY Jets | 10 | 5 | 1 | 355 | 287 |
| Buffalo | 10 | 6 | 0 | 311 | 276 |
| Baltimore | 2 | 14 | 0 | 259 | 533 |
| New England | 2 | 14 | 0 | 322 | 370 |

AFC WILD CARD PLAYOFF: Buffalo 31, NY Jets 27

AFC PLAYOFFS: San Diego 41, Miami 38 (OT); Cincinnati 28, Buffalo 21

AFC CHAMPIONSHIP: Cincinnati 27, San Diego 7

NFC PLAYOFFS: San Francisco 38, NY Giants 24; Dallas 38, Tampa Bay 0

NFC WILD CARD PLAYOFF: NY Giants 27, Philadelphia 21

NFC CHAMPIONSHIP: San Francisco 28, Dallas 27

SUPER BOWL XVI: San Francisco 26, Cincinnati 21

NATIONAL CONFERENCE

Western Division

| Team | W | L | T | Pts | Opp |
|---------------|----|----|---|-----|-----|
| San Francisco | 13 | 3 | 0 | 357 | 250 |
| Atlanta | 7 | 9 | 0 | 426 | 355 |
| Los Angeles | 6 | 10 | 0 | 303 | 351 |
| New Orleans | 4 | 12 | 0 | 207 | 378 |

Central Division

| | | | | | |
|-----------|---|----|---|-----|-----|
| Tampa Bay | 9 | 7 | 0 | 315 | 268 |
| Detroit | 8 | 8 | 0 | 397 | 322 |
| Green Bay | 8 | 8 | 0 | 324 | 361 |
| Minnesota | 7 | 9 | 0 | 325 | 369 |
| Chicago | 6 | 10 | 0 | 253 | 324 |

Eastern Division

| | | | | | |
|--------------|----|---|---|-----|-----|
| Dallas | 12 | 4 | 0 | 367 | 277 |
| Philadelphia | 10 | 6 | 0 | 368 | 221 |
| NY Giants | 9 | 7 | 0 | 295 | 257 |
| Washington | 8 | 8 | 0 | 347 | 349 |
| St. Louis | 7 | 9 | 0 | 315 | 408 |

1982

AMERICAN CONFERENCE

Western Division

| Team | W | L | T | Pts | Opp |
|----------------|----------|----------|----------|------------|------------|
| Raiders | 8 | 1 | 0 | 260 | 200 |
| San Diego | 6 | 3 | 0 | 288 | 221 |
| Seattle | 4 | 5 | 0 | 127 | 147 |
| Kansas City | 3 | 6 | 0 | 176 | 184 |
| Denver | 2 | 7 | 0 | 148 | 226 |

Central Division

| | | | | | |
|------------|---|---|---|-----|-----|
| Cincinnati | 7 | 2 | 0 | 232 | 177 |
| Pittsburgh | 6 | 3 | 0 | 204 | 146 |
| Cleveland | 4 | 5 | 0 | 140 | 182 |
| Houston | 1 | 8 | 0 | 136 | 245 |

Eastern Division

| | | | | | |
|-------------|---|---|---|-----|-----|
| Miami | 7 | 2 | 0 | 198 | 131 |
| NY Jets | 6 | 3 | 0 | 245 | 166 |
| New England | 5 | 4 | 0 | 143 | 157 |
| Buffalo | 4 | 5 | 0 | 150 | 154 |
| Baltimore | 0 | 8 | 1 | 113 | 236 |

AFC 1ST ROUND PLAYOFFS: **Raiders 27, Cleveland 10**; Miami 26, New England 13; San Diego 31, Pittsburgh 28; NY Jets 44, Cincinnati 17

AFC 2ND ROUND PLAYOFFS: **NY Jets 17, Raiders 14**; Miami 34, San Diego 13

AFC CHAMPIONSHIP: Miami 14, NY Jets 0

NFC 1ST ROUND PLAYOFFS: Washington 31, Detroit 7; Green Bay 41, St. Louis 16; Dallas 30, Tampa Bay 17; Minnesota 30, Atlanta 24

NFC 2ND ROUND PLAYOFFS: Dallas 37, Green Bay 26; Washington 21, Minnesota 7

NFC CHAMPIONSHIP: Washington 31, Dallas 17

SUPER BOWL XVII: Washington 27, Miami 17

NATIONAL CONFERENCE

Western Division

| Team | W | L | T | Pts | Opp |
|---------------|---|---|---|-----|-----|
| Atlanta | 5 | 4 | 0 | 183 | 199 |
| New Orleans | 4 | 5 | 0 | 129 | 160 |
| San Francisco | 3 | 6 | 0 | 209 | 206 |
| LA Rams | 2 | 7 | 0 | 200 | 250 |

Central Division

| | | | | | |
|-----------|---|---|---|-----|-----|
| Green Bay | 5 | 3 | 1 | 226 | 169 |
| Tampa Bay | 5 | 4 | 0 | 158 | 178 |
| Minnesota | 5 | 4 | 0 | 187 | 198 |
| Detroit | 4 | 5 | 0 | 181 | 176 |
| Chicago | 3 | 6 | 0 | 141 | 174 |

Eastern Division

| | | | | | |
|--------------|---|---|---|-----|-----|
| Washington | 8 | 1 | 0 | 190 | 128 |
| Dallas | 6 | 3 | 0 | 226 | 145 |
| St. Louis | 5 | 4 | 0 | 135 | 170 |
| NY Giants | 4 | 5 | 0 | 164 | 160 |
| Philadelphia | 3 | 6 | 0 | 191 | 195 |

1983

AMERICAN CONFERENCE

Western Division

| Team | W | L | T | Pts | Opp |
|----------------|-----------|----------|----------|------------|------------|
| Raiders | 12 | 4 | 0 | 442 | 338 |
| Seattle | 9 | 7 | 0 | 403 | 397 |
| Denver | 9 | 7 | 0 | 302 | 327 |
| Kansas City | 6 | 10 | 0 | 386 | 367 |
| San Diego | 6 | 10 | 0 | 358 | 462 |

Central Division

| | | | | | |
|------------|----|----|---|-----|-----|
| Pittsburgh | 10 | 6 | 0 | 355 | 303 |
| Cleveland | 9 | 7 | 0 | 356 | 342 |
| Cincinnati | 7 | 9 | 0 | 346 | 302 |
| Houston | 2 | 14 | 0 | 288 | 460 |

Eastern Division

| | | | | | |
|-------------|----|---|---|-----|-----|
| Miami | 12 | 4 | 0 | 389 | 250 |
| Buffalo | 8 | 8 | 0 | 283 | 351 |
| New England | 8 | 8 | 0 | 274 | 289 |
| Baltimore | 7 | 9 | 0 | 264 | 354 |
| NY Jets | 7 | 9 | 0 | 313 | 331 |

AFC WILD CARD PLAYOFF: Seattle 31, Denver 7

AFC PLAYOFFS: Seattle 27, Miami 20; **Raiders 38, Pittsburgh 10**

AFC CHAMPIONSHIP: **Raiders 30, Seattle 14**

NFC WILD CARD PLAYOFF: LA Rams 24, Dallas 17

NFC PLAYOFFS: Washington 51, LA Rams 7; San Francisco 24, Detroit 23

NFC CHAMPIONSHIP: Washington 24, San Francisco 21

SUPER BOWL XVIII: **Raiders 38, Washington 9**

NATIONAL CONFERENCE

Western Division

| Team | W | L | T | Pts | Opp |
|---------------|----|---|---|-----|-----|
| San Francisco | 10 | 6 | 0 | 432 | 293 |
| LA Rams | 9 | 7 | 0 | 361 | 344 |
| New Orleans | 8 | 8 | 0 | 319 | 337 |
| Atlanta | 7 | 9 | 0 | 370 | 389 |

Central Division

| | | | | | |
|-----------|---|----|---|-----|-----|
| Detroit | 9 | 7 | 0 | 347 | 286 |
| Chicago | 8 | 8 | 0 | 311 | 301 |
| Green Bay | 8 | 8 | 0 | 429 | 439 |
| Minnesota | 8 | 8 | 0 | 316 | 348 |
| Tampa Bay | 2 | 14 | 0 | 241 | 380 |

Eastern Division

| | | | | | |
|--------------|----|----|---|-----|-----|
| Washington | 14 | 2 | 0 | 541 | 332 |
| Dallas | 12 | 4 | 0 | 479 | 360 |
| St. Louis | 8 | 7 | 1 | 374 | 428 |
| Philadelphia | 5 | 11 | 0 | 233 | 322 |
| NY Giants | 3 | 12 | 1 | 267 | 347 |

1984

AMERICAN CONFERENCE

Western Division

| Team | W | L | T | Pts | Opp |
|----------------|-----------|----------|----------|------------|------------|
| Denver | 13 | 3 | 0 | 353 | 241 |
| Seattle | 12 | 4 | 0 | 418 | 282 |
| Raiders | 11 | 5 | 0 | 368 | 278 |
| Kansas City | 8 | 8 | 0 | 314 | 324 |
| San Diego | 7 | 9 | 0 | 394 | 413 |

Central Division

| | | | | | |
|------------|---|----|---|-----|-----|
| Pittsburgh | 9 | 7 | 0 | 387 | 310 |
| Cincinnati | 8 | 8 | 0 | 339 | 339 |
| Cleveland | 5 | 11 | 0 | 250 | 297 |
| Houston | 3 | 13 | 0 | 240 | 437 |

Eastern Division

| | | | | | |
|--------------|----|----|---|-----|-----|
| Miami | 14 | 2 | 0 | 513 | 298 |
| New England | 9 | 7 | 0 | 362 | 352 |
| NY Jets | 7 | 9 | 0 | 332 | 364 |
| Indianapolis | 4 | 12 | 0 | 239 | 414 |
| Buffalo | 2 | 14 | 0 | 250 | 454 |

AFC WILD CARD PLAYOFF: **Seattle 13, Raiders 7**

AFC PLAYOFFS: Miami 31, Seattle 10; Pittsburgh 24, Denver 17

AFC CHAMPIONSHIP: Miami 45, Pittsburgh 28

NFC WILD CARD PLAYOFF: NY Giants 16, LA Rams 13

NFC PLAYOFFS: San Francisco 21, NY Giants 10; Chicago 23, Washington 19

NFC CHAMPIONSHIP: San Francisco 23; Chicago 0

SUPER BOWL XIX: San Francisco 38, Miami 16

NATIONAL CONFERENCE

Western Division

| Team | W | L | T | Pts | Opp |
|---------------|----|----|---|-----|-----|
| San Francisco | 15 | 1 | 0 | 475 | 227 |
| LA Rams | 10 | 6 | 0 | 346 | 316 |
| New Orleans | 7 | 9 | 0 | 298 | 361 |
| Atlanta | 4 | 12 | 0 | 281 | 382 |

Central Division

| | | | | | |
|-----------|----|----|---|-----|-----|
| Chicago | 10 | 6 | 0 | 325 | 248 |
| Green Bay | 8 | 8 | 0 | 390 | 309 |
| Tampa Bay | 6 | 10 | 0 | 335 | 380 |
| Detroit | 4 | 11 | 1 | 283 | 408 |
| Minnesota | 3 | 13 | 0 | 276 | 484 |

Eastern Division

| | | | | | |
|--------------|----|---|---|-----|-----|
| Washington | 11 | 5 | 0 | 426 | 310 |
| NY Giants | 9 | 7 | 0 | 299 | 301 |
| St. Louis | 9 | 7 | 0 | 423 | 345 |
| Dallas | 9 | 7 | 0 | 308 | 308 |
| Philadelphia | 6 | 9 | 1 | 278 | 320 |

1985

AMERICAN CONFERENCE

Western Division

| Team | W | L | T | Pts | Opp |
|----------------|-----------|----------|----------|------------|------------|
| Raiders | 12 | 4 | 0 | 354 | 308 |
| Denver | 11 | 5 | 0 | 380 | 329 |
| Seattle | 8 | 8 | 0 | 349 | 303 |
| San Diego | 8 | 8 | 0 | 467 | 435 |
| Kansas City | 6 | 10 | 0 | 317 | 360 |

Central Division

| | | | | | |
|------------|---|----|---|-----|-----|
| Cleveland | 8 | 8 | 0 | 287 | 294 |
| Cincinnati | 7 | 9 | 0 | 441 | 437 |
| Pittsburgh | 7 | 9 | 0 | 379 | 355 |
| Houston | 5 | 11 | 0 | 284 | 412 |

Eastern Division

| | | | | | |
|--------------|----|----|---|-----|-----|
| Miami | 12 | 4 | 0 | 428 | 320 |
| NY Jets | 11 | 5 | 0 | 393 | 264 |
| New England | 11 | 5 | 0 | 362 | 290 |
| Indianapolis | 5 | 11 | 0 | 320 | 386 |
| Buffalo | 2 | 14 | 0 | 200 | 381 |

AFC WILD CARD PLAYOFF: New England 26, NY Jets 14

AFC PLAYOFFS: Miami 24, Cleveland 21; **New England 27, Raiders 20**

AFC CHAMPIONSHIP: New England 31, Miami 14

NFC WILD CARD PLAYOFF: NY Giants 17, San Francisco 3

NFC PLAYOFFS: Chicago 21, NY Giants 0; LA Rams 20, Dallas 0

NFC CHAMPIONSHIP: Chicago 24, LA Rams 0

SUPER BOWL XX: Chicago 46, New England 10

NATIONAL CONFERENCE

Western Division

| Team | W | L | T | Pts | Opp |
|---------------|----|----|---|-----|-----|
| LA Rams | 11 | 5 | 0 | 340 | 277 |
| San Francisco | 10 | 6 | 0 | 411 | 263 |
| New Orleans | 5 | 11 | 0 | 294 | 401 |
| Atlanta | 4 | 12 | 0 | 282 | 452 |

Central Division

| | | | | | |
|-----------|----|----|---|-----|-----|
| Chicago | 15 | 1 | 0 | 456 | 198 |
| Green Bay | 8 | 8 | 0 | 337 | 355 |
| Minnesota | 7 | 9 | 0 | 346 | 359 |
| Detroit | 7 | 9 | 0 | 307 | 366 |
| Tampa Bay | 2 | 14 | 0 | 294 | 448 |

Eastern Division

| | | | | | |
|--------------|----|----|---|-----|-----|
| Dallas | 10 | 6 | 0 | 357 | 333 |
| NY Giants | 10 | 6 | 0 | 399 | 283 |
| Washington | 10 | 6 | 0 | 297 | 312 |
| Philadelphia | 7 | 9 | 0 | 286 | 310 |
| St. Louis | 5 | 11 | 0 | 278 | 414 |

1986

AMERICAN CONFERENCE

Western Division

| Team | W | L | T | Pts | Opp |
|----------------|----------|----------|----------|------------|------------|
| Denver | 11 | 5 | 0 | 378 | 327 |
| Kansas City | 10 | 6 | 0 | 358 | 326 |
| Seattle | 10 | 6 | 0 | 366 | 293 |
| Raiders | 8 | 8 | 0 | 323 | 346 |
| San Diego | 4 | 12 | 0 | 335 | 396 |

Central Division

| | | | | | |
|------------|----|----|---|-----|-----|
| Cleveland | 12 | 4 | 0 | 391 | 310 |
| Cincinnati | 10 | 6 | 0 | 409 | 394 |
| Pittsburgh | 6 | 10 | 0 | 307 | 336 |
| Houston | 5 | 11 | 0 | 274 | 329 |

Eastern Division

| | | | | | |
|--------------|----|----|---|-----|-----|
| New England | 11 | 5 | 0 | 412 | 307 |
| NY Jets | 10 | 6 | 0 | 364 | 386 |
| Miami | 8 | 8 | 0 | 430 | 405 |
| Buffalo | 4 | 12 | 0 | 287 | 348 |
| Indianapolis | 3 | 13 | 0 | 229 | 400 |

AFC WILD CARD PLAYOFF: NY Jets 35, Kansas City 15

AFC PLAYOFFS: Cleveland 23, NY Jets 20; Denver 22, New England 17

AFC CHAMPIONSHIP: Denver 23, Cleveland 10

NFC WILD CARD PLAYOFFS: Washington 19, LA Rams 7

NFC PLAYOFFS: Washington 27, Chicago 13; NY Giants 49, San Francisco 3

NFC CHAMPIONSHIP: NY Giants 17, Washington 0

SUPER BOWL XXI: NY Giants 39, Denver 20

NATIONAL CONFERENCE

Western Division

| Team | W | L | T | Pts | Opp |
|---------------|----|---|---|-----|-----|
| San Francisco | 10 | 5 | 1 | 374 | 247 |
| LA Rams | 10 | 6 | 0 | 309 | 267 |
| Atlanta | 7 | 8 | 1 | 280 | 280 |
| New Orleans | 7 | 9 | 0 | 288 | 287 |

Central Division

| | | | | | |
|-----------|----|----|---|-----|-----|
| Chicago | 14 | 2 | 0 | 352 | 187 |
| Minnesota | 9 | 7 | 0 | 398 | 273 |
| Detroit | 5 | 11 | 0 | 277 | 326 |
| Green Bay | 4 | 12 | 0 | 254 | 418 |
| Tampa Bay | 2 | 14 | 0 | 239 | 473 |

Eastern Division

| | | | | | |
|--------------|----|----|---|-----|-----|
| NY Giants | 14 | 2 | 0 | 371 | 236 |
| Washington | 12 | 4 | 0 | 368 | 296 |
| Dallas | 7 | 9 | 0 | 346 | 337 |
| Philadelphia | 5 | 10 | 1 | 256 | 312 |
| St. Louis | 4 | 11 | 1 | 218 | 351 |

1987

AMERICAN CONFERENCE

Western Division

| Team | W | L | T | Pts | Opp |
|----------------|----------|-----------|----------|------------|------------|
| Denver | 10 | 4 | 1 | 379 | 288 |
| Seattle | 9 | 6 | 0 | 371 | 314 |
| San Diego | 8 | 7 | 0 | 253 | 317 |
| Raiders | 5 | 10 | 0 | 301 | 289 |
| Kansas City | 4 | 11 | 0 | 273 | 388 |

Central Division

| | | | | | |
|------------|----|----|---|-----|-----|
| Cleveland | 10 | 5 | 0 | 390 | 239 |
| Houston | 9 | 6 | 0 | 345 | 349 |
| Pittsburgh | 8 | 7 | 0 | 285 | 299 |
| Cincinnati | 4 | 11 | 0 | 285 | 370 |

Eastern Division

| | | | | | |
|--------------|---|---|---|-----|-----|
| Indianapolis | 9 | 6 | 0 | 300 | 238 |
| New England | 8 | 7 | 0 | 320 | 293 |
| Miami | 8 | 7 | 0 | 362 | 335 |
| Buffalo | 7 | 8 | 0 | 270 | 305 |
| NY Jets | 6 | 9 | 0 | 334 | 360 |

AFC WILD CARD PLAYOFF: Houston 23, Seattle 20

AFC PLAYOFFS: Cleveland 38, Indianapolis 21; Denver 34, Houston 10

AFC CHAMPIONSHIP: Denver 38, Cleveland 33

NFC WILD CARD PLAYOFF: Minnesota 44, New Orleans 10

NFC PLAYOFFS: Minnesota 36, San Francisco 24; Washington 21, Chicago 17

NFC CHAMPIONSHIP: Washington 17, Minnesota 10

SUPER BOWL XXII: Washington 42, Denver 10

NATIONAL CONFERENCE

Western Division

| Team | W | L | T | Pts | Opp |
|---------------|----|----|---|-----|-----|
| San Francisco | 13 | 2 | 0 | 459 | 253 |
| New Orleans | 12 | 3 | 0 | 422 | 283 |
| LA Rams | 6 | 9 | 0 | 317 | 361 |
| Atlanta | 3 | 12 | 0 | 205 | 436 |

Central Division

| | | | | | |
|-----------|----|----|---|-----|-----|
| Chicago | 11 | 4 | 0 | 356 | 282 |
| Minnesota | 8 | 7 | 0 | 336 | 335 |
| Green Bay | 5 | 9 | 1 | 255 | 300 |
| Tampa Bay | 4 | 11 | 0 | 286 | 360 |
| Detroit | 4 | 11 | 0 | 269 | 384 |

Eastern Division

| | | | | | |
|--------------|----|---|---|-----|-----|
| Washington | 11 | 4 | 0 | 379 | 285 |
| Dallas | 7 | 8 | 0 | 340 | 348 |
| St. Louis | 7 | 8 | 0 | 362 | 368 |
| Philadelphia | 7 | 8 | 0 | 337 | 380 |
| NY Giants | 6 | 9 | 0 | 280 | 312 |

1988

AMERICAN CONFERENCE

Western Division

| Team | W | L | T | Pts | Opp |
|----------------|----------|----------|----------|------------|------------|
| Seattle | 9 | 7 | 0 | 339 | 329 |
| Denver | 8 | 8 | 0 | 327 | 352 |
| Raiders | 7 | 9 | 0 | 325 | 369 |
| San Diego | 6 | 10 | 0 | 231 | 332 |
| Kansas City | 4 | 11 | 1 | 254 | 320 |

Central Division

| | | | | | |
|------------|----|----|---|-----|-----|
| Cincinnati | 12 | 4 | 0 | 448 | 329 |
| Cleveland | 10 | 6 | 0 | 304 | 288 |
| Houston | 10 | 6 | 0 | 424 | 365 |
| Pittsburgh | 5 | 11 | 0 | 336 | 421 |

Eastern Division

| | | | | | |
|--------------|----|----|---|-----|-----|
| Buffalo | 12 | 4 | 0 | 329 | 237 |
| Indianapolis | 9 | 7 | 0 | 354 | 315 |
| New England | 9 | 7 | 0 | 250 | 284 |
| NY Jets | 8 | 7 | 1 | 372 | 354 |
| Miami | 6 | 10 | 0 | 319 | 380 |

AFC WILD CARD PLAYOFF: Houston 24, Cleveland 23

AFC PLAYOFFS: Cincinnati 21, Seattle 13; Buffalo 17, Houston 10

AFC CHAMPIONSHIP: Cincinnati 21, Buffalo 10

NFC WILD CARD PLAYOFF: Minnesota 28, LA Rams 17

NFC PLAYOFFS: Chicago 20, Philadelphia 12; San Francisco 34, Minnesota 9

NFC CHAMPIONSHIP: San Francisco 28, Chicago 3

SUPER BOWL XXIII: San Francisco 20, Cincinnati 16

NATIONAL CONFERENCE

Western Division

| Team | W | L | T | Pts | Opp |
|---------------|----|----|---|-----|-----|
| San Francisco | 10 | 6 | 0 | 369 | 294 |
| LA Rams | 10 | 6 | 0 | 407 | 293 |
| New Orleans | 10 | 6 | 0 | 312 | 283 |
| Atlanta | 5 | 11 | 0 | 244 | 315 |

Central Division

| | | | | | |
|-----------|----|----|---|-----|-----|
| Chicago | 12 | 4 | 0 | 312 | 215 |
| Minnesota | 11 | 5 | 0 | 406 | 233 |
| Tampa Bay | 5 | 11 | 0 | 261 | 350 |
| Detroit | 4 | 12 | 0 | 220 | 313 |
| Green Bay | 4 | 12 | 0 | 240 | 315 |

Eastern Division

| | | | | | |
|--------------|----|----|---|-----|-----|
| Philadelphia | 10 | 6 | 0 | 379 | 319 |
| NY Giants | 10 | 6 | 0 | 359 | 304 |
| Washington | 7 | 9 | 0 | 345 | 387 |
| Phoenix | 7 | 9 | 0 | 344 | 398 |
| Dallas | 3 | 13 | 0 | 265 | 381 |

1989

AMERICAN CONFERENCE

Western Division

| Team | W | L | T | Pts | Opp |
|----------------|----------|----------|----------|------------|------------|
| Denver | 11 | 5 | 0 | 362 | 226 |
| Kansas City | 8 | 7 | 1 | 318 | 286 |
| Raiders | 8 | 8 | 0 | 315 | 297 |
| Seattle | 7 | 9 | 0 | 241 | 327 |
| San Diego | 6 | 10 | 0 | 266 | 290 |

Central Division

| | | | | | |
|------------|---|---|---|-----|-----|
| Cleveland | 9 | 6 | 1 | 334 | 254 |
| Houston | 9 | 7 | 0 | 365 | 412 |
| Pittsburgh | 9 | 7 | 0 | 265 | 326 |
| Cincinnati | 8 | 8 | 0 | 404 | 285 |

Eastern Division

| | | | | | |
|--------------|---|----|---|-----|-----|
| Buffalo | 9 | 7 | 0 | 409 | 317 |
| Indianapolis | 8 | 8 | 0 | 298 | 301 |
| Miami | 8 | 8 | 0 | 331 | 379 |
| New England | 5 | 11 | 0 | 297 | 391 |
| NY Jets | 4 | 12 | 0 | 253 | 411 |

AFC WILD CARD PLAYOFF: Pittsburgh 26, Houston 23 (OT)

AFC PLAYOFFS: Cleveland 34, Buffalo 30; Denver 24, Pittsburgh 23

AFC CHAMPIONSHIP: Denver 37, Cleveland 21

NFC WILD CARD PLAYOFF: L.A. Rams 21, Philadelphia 7

NFC PLAYOFFS: LA Rams 19, NY Giants 13; San Francisco 41, Minnesota 13

NFC CHAMPIONSHIP: San Francisco 30, LA Rams 3

SUPER BOWL XXIV: San Francisco 55, Denver 10

NATIONAL CONFERENCE

Western Division

| Team | W | L | T | Pts | Opp |
|---------------|----|----|---|-----|-----|
| San Francisco | 14 | 2 | 0 | 442 | 253 |
| LA Rams | 11 | 5 | 0 | 426 | 344 |
| New Orleans | 9 | 7 | 0 | 386 | 301 |
| Atlanta | 3 | 13 | 0 | 279 | 437 |

Central Division

| | | | | | |
|-----------|----|----|---|-----|-----|
| Minnesota | 10 | 6 | 0 | 351 | 275 |
| Green Bay | 10 | 6 | 0 | 362 | 356 |
| Detroit | 7 | 9 | 0 | 312 | 364 |
| Chicago | 6 | 10 | 0 | 358 | 377 |
| Tampa Bay | 5 | 11 | 0 | 320 | 419 |

Eastern Division

| | | | | | |
|--------------|----|----|---|-----|-----|
| NY Giants | 12 | 4 | 0 | 348 | 252 |
| Philadelphia | 11 | 5 | 0 | 342 | 274 |
| Washington | 10 | 6 | 0 | 386 | 308 |
| Phoenix | 5 | 11 | 0 | 258 | 377 |
| Dallas | 1 | 15 | 0 | 204 | 393 |

1990

AMERICAN CONFERENCE

Western Division

| Team | W | L | T | Pts | Opp |
|----------------|-----------|----------|----------|------------|------------|
| Raiders | 12 | 4 | 0 | 337 | 268 |
| Kansas City | 11 | 5 | 0 | 369 | 257 |
| Seattle | 9 | 7 | 0 | 306 | 286 |
| San Diego | 6 | 10 | 0 | 315 | 281 |
| Denver | 5 | 11 | 0 | 331 | 374 |

Central Division

| | | | | | |
|------------|---|----|---|-----|-----|
| Cincinnati | 9 | 7 | 0 | 360 | 352 |
| Houston | 9 | 7 | 0 | 405 | 307 |
| Pittsburgh | 9 | 7 | 0 | 292 | 240 |
| Cleveland | 3 | 13 | 0 | 228 | 462 |

Eastern Division

| | | | | | |
|--------------|----|----|---|-----|-----|
| Buffalo | 13 | 3 | 0 | 428 | 263 |
| Miami | 12 | 4 | 0 | 336 | 242 |
| Indianapolis | 7 | 9 | 0 | 281 | 353 |
| NY Jets | 6 | 10 | 0 | 295 | 345 |
| New England | 1 | 15 | 0 | 181 | 446 |

AFC WILD CARD PLAYOFFS: Miami 17, Kansas City 16; Cincinnati 41, Houston 14

AFC PLAYOFFS: Buffalo 44, Miami 34; **Raiders 20, Cincinnati 10**

AFC CHAMPIONSHIP: **Buffalo 51, Raiders 3**

NFC WILD CARD PLAYOFFS: Washington 20, Philadelphia 6; Chicago 16, New Orleans 6

NFC PLAYOFFS: San Francisco 28, Washington 10; NY Giants 31, Chicago 3

NFC CHAMPIONSHIP: NY Giants 15, San Francisco 13

SUPER BOWL XXV: NY Giants 20, Buffalo 19

NATIONAL CONFERENCE

Western Division

| Team | W | L | T | Pts | Opp |
|---------------|----|----|---|-----|-----|
| San Francisco | 14 | 2 | 0 | 353 | 239 |
| New Orleans | 8 | 8 | 0 | 274 | 275 |
| LA Rams | 5 | 11 | 0 | 345 | 412 |
| Atlanta | 5 | 11 | 0 | 348 | 365 |

Central Division

| | | | | | |
|-----------|----|----|---|-----|-----|
| Chicago | 11 | 5 | 0 | 348 | 280 |
| Tampa Bay | 6 | 10 | 0 | 264 | 367 |
| Detroit | 6 | 10 | 0 | 373 | 413 |
| Green Bay | 6 | 10 | 0 | 271 | 347 |
| Minnesota | 6 | 10 | 0 | 351 | 326 |

Eastern Division

| | | | | | |
|--------------|----|----|---|-----|-----|
| NY Giants | 13 | 3 | 0 | 335 | 211 |
| Philadelphia | 10 | 6 | 0 | 396 | 299 |
| Washington | 10 | 6 | 0 | 381 | 301 |
| Dallas | 7 | 9 | 0 | 244 | 308 |
| Phoenix | 5 | 11 | 0 | 268 | 396 |

1991

AMERICAN CONFERENCE

Western Division

| Team | W | L | T | Pts | Opp |
|----------------|----------|----------|----------|------------|------------|
| Denver | 12 | 4 | 0 | 304 | 235 |
| Kansas City | 10 | 6 | 0 | 322 | 252 |
| Raiders | 9 | 7 | 0 | 298 | 297 |
| Seattle | 7 | 9 | 0 | 276 | 261 |
| San Diego | 4 | 12 | 0 | 274 | 342 |

Central Division

| | | | | | |
|------------|----|----|---|-----|-----|
| Houston | 11 | 5 | 0 | 386 | 251 |
| Pittsburgh | 7 | 9 | 0 | 292 | 344 |
| Cleveland | 6 | 10 | 0 | 293 | 298 |
| Cincinnati | 3 | 13 | 0 | 263 | 435 |

Eastern Division

| | | | | | |
|--------------|----|----|---|-----|-----|
| Buffalo | 13 | 3 | 0 | 458 | 318 |
| NY Jets | 8 | 8 | 0 | 314 | 293 |
| Miami | 8 | 8 | 0 | 343 | 349 |
| New England | 6 | 10 | 0 | 211 | 305 |
| Indianapolis | 1 | 15 | 0 | 143 | 381 |

AFC WILD CARD PLAYOFFS: **Kansas City 10, Raiders 6**; Houston 17, NY Jets 10

AFC PLAYOFFS: Denver 26, Houston 24; Buffalo 37, Kansas 14

AFC CHAMPIONSHIP: Buffalo 10, Denver 7

NFC WILD CARD PLAYOFFS: Atlanta 27, New Orleans 20; Dallas 17, Chicago 13

NFC PLAYOFFS: Washington 24, Atlanta 7; Detroit 38, Dallas 6

NFC CHAMPIONSHIP: Washington 31, Detroit 10

SUPER BOWL XXVI: Washington 37, Buffalo 24

NATIONAL CONFERENCE

Western Division

| Team | W | L | T | Pts | Opp |
|---------------|----|----|---|-----|-----|
| New Orleans | 11 | 5 | 0 | 341 | 211 |
| Atlanta | 10 | 6 | 0 | 361 | 338 |
| San Francisco | 10 | 6 | 0 | 393 | 239 |
| LA Rams | 3 | 13 | 0 | 234 | 390 |

Central Division

| | | | | | |
|-----------|----|----|---|-----|-----|
| Detroit | 12 | 4 | 0 | 339 | 295 |
| Chicago | 11 | 5 | 0 | 299 | 269 |
| Minnesota | 8 | 8 | 0 | 301 | 306 |
| Green Bay | 4 | 12 | 0 | 273 | 313 |
| Tampa Bay | 3 | 13 | 0 | 199 | 365 |

Eastern Division

| | | | | | |
|--------------|----|----|---|-----|-----|
| Washington | 14 | 2 | 0 | 485 | 244 |
| Dallas | 11 | 5 | 0 | 342 | 310 |
| Philadelphia | 10 | 6 | 0 | 285 | 244 |
| NY Giants | 8 | 8 | 0 | 281 | 297 |
| Phoenix | 4 | 12 | 0 | 196 | 344 |

1992

AMERICAN CONFERENCE

Western Division

| Team | W | L | T | Pts | Opp |
|----------------|----------|----------|----------|------------|------------|
| San Diego | 11 | 5 | 0 | 335 | 241 |
| Kansas City | 10 | 6 | 0 | 348 | 282 |
| Denver | 8 | 8 | 0 | 262 | 329 |
| Raiders | 7 | 9 | 0 | 249 | 281 |
| Seattle | 2 | 14 | 0 | 140 | 312 |

Central Division

| | | | | | |
|------------|----|----|---|-----|-----|
| Pittsburgh | 11 | 5 | 0 | 299 | 225 |
| Houston | 10 | 6 | 0 | 352 | 258 |
| Cleveland | 7 | 9 | 0 | 272 | 275 |
| Cincinnati | 5 | 11 | 0 | 274 | 364 |

Eastern Division

| | | | | | |
|--------------|----|----|---|-----|-----|
| Miami | 11 | 5 | 0 | 340 | 281 |
| Buffalo | 11 | 5 | 0 | 381 | 283 |
| Indianapolis | 9 | 7 | 0 | 216 | 302 |
| NY Jets | 4 | 12 | 0 | 220 | 315 |
| New England | 2 | 14 | 0 | 205 | 363 |

AFC WILD CARD PLAYOFFS: San Diego 17, Kansas City 0; Buffalo 41, Houston 38 (OT)

AFC PLAYOFFS: Buffalo 24, Pittsburgh 3; Miami 31, San Diego 0

AFC CHAMPIONSHIP: Buffalo 29, Miami 10

NFC WILD CARD PLAYOFFS: Washington 24, Minnesota 7; Philadelphia 36, New Orleans 20

NFC PLAYOFFS: San Francisco 20, Washington 13; Dallas 34, Philadelphia 10

NFC CHAMPIONSHIP: Dallas 30, San Francisco 20

SUPER BOWL XXVII: Dallas 52, Buffalo 17

NATIONAL CONFERENCE

Western Division

| Team | W | L | T | Pts | Opp |
|---------------|----|----|---|-----|-----|
| San Francisco | 14 | 2 | 0 | 431 | 236 |
| New Orleans | 12 | 4 | 0 | 330 | 202 |
| Atlanta | 6 | 10 | 0 | 327 | 414 |
| LA Rams | 6 | 10 | 0 | 313 | 383 |

Central Division

| | | | | | |
|-----------|----|----|---|-----|-----|
| Minnesota | 11 | 5 | 0 | 374 | 249 |
| Green Bay | 9 | 7 | 0 | 276 | 296 |
| Detroit | 5 | 11 | 0 | 273 | 332 |
| Chicago | 5 | 11 | 0 | 295 | 361 |
| Tampa Bay | 5 | 11 | 0 | 267 | 365 |

Eastern Division

| | | | | | |
|--------------|----|----|---|-----|-----|
| Dallas | 13 | 3 | 0 | 409 | 243 |
| Philadelphia | 11 | 5 | 0 | 354 | 245 |
| Washington | 9 | 7 | 0 | 300 | 255 |
| NY Giants | 6 | 10 | 0 | 306 | 367 |
| Phoenix | 4 | 12 | 0 | 243 | 332 |

1993

AMERICAN CONFERENCE

Western Division

| Team | W | L | T | Pts | Opp |
|----------------|-----------|----------|----------|------------|------------|
| Kansas City | 11 | 5 | 0 | 328 | 291 |
| Raiders | 10 | 6 | 0 | 306 | 326 |
| Denver | 9 | 7 | 0 | 373 | 284 |
| San Diego | 8 | 8 | 0 | 322 | 290 |
| Seattle | 6 | 10 | 0 | 280 | 314 |

Central Division

| | | | | | |
|------------|----|----|---|-----|-----|
| Houston | 12 | 4 | 0 | 368 | 238 |
| Pittsburgh | 9 | 7 | 0 | 308 | 281 |
| Cleveland | 7 | 9 | 0 | 304 | 307 |
| Cincinnati | 3 | 13 | 0 | 187 | 319 |

Eastern Division

| | | | | | |
|--------------|----|----|---|-----|-----|
| Buffalo | 12 | 4 | 0 | 329 | 242 |
| Miami | 9 | 7 | 0 | 349 | 351 |
| NY Jets | 8 | 8 | 0 | 270 | 247 |
| New England | 5 | 11 | 0 | 238 | 286 |
| Indianapolis | 4 | 12 | 0 | 189 | 378 |

AFC WILD CARD PLAYOFFS: **Raiders 42, Denver 24**; Kansas City 27, Pittsburgh 24 (OT)

AFC PLAYOFFS: **Buffalo 29, Raiders 23**; Kansas City 28, Houston 20

AFC CHAMPIONSHIP: Buffalo 30, Kansas City 13

NFC WILD CARD PLAYOFFS: Green Bay 28, Detroit 24; NY Giants 17, Minnesota 10

NFC PLAYOFFS: San Francisco 44, NY Giants 3; Dallas 27, Green Bay 17

NFC CHAMPIONSHIP: Dallas 38, San Francisco 21

SUPER BOWL XXVIII: Dallas 30, Buffalo 13

NATIONAL CONFERENCE

Western Division

| Team | W | L | T | Pts | Opp |
|---------------|----|----|---|-----|-----|
| San Francisco | 10 | 6 | 0 | 473 | 295 |
| New Orleans | 8 | 8 | 0 | 317 | 343 |
| Atlanta | 6 | 10 | 0 | 316 | 385 |
| LA Rams | 5 | 11 | 0 | 221 | 367 |

Central Division

| | | | | | |
|-----------|----|----|---|-----|-----|
| Detroit | 10 | 6 | 0 | 298 | 292 |
| Minnesota | 9 | 7 | 0 | 277 | 290 |
| Green Bay | 9 | 7 | 0 | 340 | 282 |
| Chicago | 7 | 9 | 0 | 234 | 230 |
| Tampa Bay | 5 | 11 | 0 | 237 | 376 |

Eastern Division

| | | | | | |
|--------------|----|----|---|-----|-----|
| Dallas | 12 | 4 | 0 | 376 | 229 |
| NY Giants | 11 | 5 | 0 | 288 | 205 |
| Philadelphia | 8 | 8 | 0 | 293 | 315 |
| Phoenix | 7 | 9 | 0 | 326 | 269 |
| Washington | 4 | 12 | 0 | 230 | 345 |

1994

AMERICAN CONFERENCE

Western Division

| Team | W | L | T | Pts | Opp |
|----------------|----------|----------|----------|------------|------------|
| San Diego | 11 | 5 | 0 | 381 | 306 |
| Kansas City | 9 | 7 | 0 | 319 | 298 |
| Raiders | 9 | 7 | 0 | 303 | 327 |
| Denver | 7 | 9 | 0 | 347 | 396 |
| Seattle | 6 | 10 | 0 | 287 | 323 |

Central Division

| | | | | | |
|------------|----|----|---|-----|-----|
| Pittsburgh | 12 | 4 | 0 | 316 | 234 |
| Cleveland | 11 | 5 | 0 | 340 | 204 |
| Cincinnati | 3 | 13 | 0 | 276 | 406 |
| Houston | 2 | 14 | 0 | 226 | 352 |

Eastern Division

| | | | | | |
|--------------|----|----|---|-----|-----|
| Miami | 10 | 6 | 0 | 389 | 327 |
| New England | 10 | 6 | 0 | 351 | 312 |
| Indianapolis | 8 | 8 | 0 | 307 | 320 |
| Buffalo | 7 | 9 | 0 | 340 | 356 |
| NY Jets | 6 | 10 | 0 | 264 | 320 |

AFC WILD CARD PLAYOFFS: Miami 27, Kansas City 17; Cleveland 20, New England 13

AFC PLAYOFFS: Pittsburgh 29, Cleveland 9; San Diego 22, Miami 21

AFC CHAMPIONSHIP: San Diego 17, Pittsburgh 13

NFC WILD CARD PLAYOFFS: Green Bay 16, Detroit 12; Chicago 35, Minnesota 18

NFC PLAYOFFS: San Francisco 44, Chicago 15; Dallas 35, Green Bay 9

NFC CHAMPIONSHIP: San Francisco 38, Dallas 28

SUPER BOWL XXIX: San Francisco 49, San Diego 26

NATIONAL CONFERENCE

Western Division

| Team | W | L | T | Pts | Opp |
|---------------|----|----|---|-----|-----|
| San Francisco | 13 | 3 | 0 | 505 | 296 |
| New Orleans | 7 | 9 | 0 | 348 | 407 |
| Atlanta | 7 | 9 | 0 | 317 | 385 |
| LA Rams | 4 | 12 | 0 | 286 | 365 |

Central Division

| | | | | | |
|-----------|----|----|---|-----|-----|
| Minnesota | 10 | 6 | 0 | 356 | 314 |
| Green Bay | 9 | 7 | 0 | 382 | 287 |
| Detroit | 9 | 7 | 0 | 357 | 342 |
| Chicago | 9 | 7 | 0 | 271 | 307 |
| Tampa Bay | 6 | 10 | 0 | 251 | 351 |

Eastern Division

| | | | | | |
|--------------|----|----|---|-----|-----|
| Dallas | 12 | 4 | 0 | 414 | 248 |
| NY Giants | 9 | 7 | 0 | 279 | 305 |
| Arizona | 8 | 8 | 0 | 235 | 267 |
| Philadelphia | 7 | 9 | 0 | 308 | 308 |
| Washington | 3 | 13 | 0 | 320 | 412 |

1995

AMERICAN CONFERENCE

Western Division

| Team | W | L | T | Pts | Opp |
|----------------|----------|----------|----------|------------|------------|
| Kansas City | 13 | 3 | 0 | 358 | 241 |
| San Diego | 9 | 7 | 0 | 321 | 323 |
| Raiders | 8 | 8 | 0 | 348 | 332 |
| Seattle | 8 | 8 | 0 | 363 | 366 |
| Denver | 8 | 8 | 0 | 388 | 345 |

Central Division

| | | | | | |
|--------------|----|----|---|-----|-----|
| Pittsburgh | 11 | 5 | 0 | 407 | 327 |
| Cincinnati | 7 | 9 | 0 | 349 | 374 |
| Houston | 7 | 9 | 0 | 348 | 324 |
| Cleveland | 5 | 11 | 0 | 289 | 356 |
| Jacksonville | 4 | 12 | 0 | 275 | 404 |

Eastern Division

| | | | | | |
|--------------|----|----|---|-----|-----|
| Buffalo | 10 | 6 | 0 | 350 | 335 |
| Indianapolis | 9 | 7 | 0 | 331 | 316 |
| Miami | 9 | 7 | 0 | 398 | 332 |
| New England | 6 | 10 | 0 | 294 | 377 |
| NY Jets | 3 | 13 | 0 | 233 | 384 |

AFC WILD CARD PLAYOFFS: Buffalo 37, Miami 22; Indianapolis 35, San Diego 20

AFC PLAYOFFS: Pittsburgh 40, Buffalo 21; Indianapolis 10, Kansas City 7

AFC CHAMPIONSHIP: Pittsburgh 20, Indianapolis 16

NFC WILD CARD PLAYOFFS: Philadelphia 58, Detroit 37; Green Bay 37, Atlanta 20

NFC PLAYOFFS: Green Bay 27, San Francisco 17; Dallas 30, Philadelphia 11

NFC CHAMPIONSHIP: Dallas 30, Green Bay 27

SUPER BOWL XXX: Dallas 27, Pittsburgh 17

NATIONAL CONFERENCE

Western Division

| Team | W | L | T | Pts | Opp |
|---------------|----|---|---|-----|-----|
| San Francisco | 11 | 5 | 0 | 457 | 258 |
| Atlanta | 9 | 7 | 0 | 362 | 349 |
| New Orleans | 7 | 9 | 0 | 319 | 348 |
| St. Louis | 7 | 9 | 0 | 309 | 418 |
| Carolina | 7 | 9 | 0 | 289 | 325 |

Central Division

| | | | | | |
|-----------|----|---|---|-----|-----|
| Green Bay | 11 | 5 | 0 | 404 | 314 |
| Detroit | 10 | 6 | 0 | 436 | 336 |
| Chicago | 9 | 7 | 0 | 392 | 360 |
| Minnesota | 8 | 8 | 0 | 412 | 385 |
| Tampa Bay | 7 | 9 | 0 | 238 | 335 |

Eastern Division

| | | | | | |
|--------------|----|----|---|-----|-----|
| Dallas | 12 | 4 | 0 | 435 | 291 |
| Philadelphia | 10 | 6 | 0 | 318 | 338 |
| Washington | 6 | 10 | 0 | 326 | 359 |
| NY Giants | 5 | 11 | 0 | 290 | 340 |
| Arizona | 4 | 12 | 0 | 275 | 422 |

1996

AMERICAN CONFERENCE

Western Division

| Team | W | L | T | Pts | Opp |
|----------------|----------|----------|----------|------------|------------|
| Denver | 13 | 3 | 0 | 391 | 275 |
| Kansas City | 9 | 7 | 0 | 297 | 300 |
| San Diego | 8 | 8 | 0 | 310 | 376 |
| Raiders | 7 | 9 | 0 | 340 | 293 |
| Seattle | 7 | 9 | 0 | 317 | 376 |

Central Division

| | | | | | |
|--------------|----|----|---|-----|-----|
| Pittsburgh | 10 | 6 | 0 | 344 | 257 |
| Jacksonville | 9 | 7 | 0 | 325 | 335 |
| Cincinnati | 8 | 8 | 0 | 372 | 369 |
| Houston | 8 | 8 | 0 | 345 | 319 |
| Baltimore | 4 | 12 | 0 | 371 | 441 |

Eastern Division

| | | | | | |
|--------------|----|----|---|-----|-----|
| New England | 11 | 5 | 0 | 418 | 313 |
| Buffalo | 10 | 6 | 0 | 319 | 266 |
| Indianapolis | 9 | 7 | 0 | 317 | 334 |
| Miami | 8 | 8 | 0 | 339 | 325 |
| NY Jets | 1 | 15 | 0 | 279 | 454 |

AFC WILD CARD PLAYOFFS: Jacksonville 30, Buffalo 27; Pittsburgh 42, Indianapolis 14

AFC PLAYOFFS: Jacksonville 30, Denver 27; New England 28, Pittsburgh 3

AFC CHAMPIONSHIP: New England 20, Jacksonville 6

NFC WILD CARD PLAYOFFS: Dallas 40, Minnesota 15; San Francisco 14, Philadelphia 0

NFC PLAYOFFS: Green Bay 35, San Francisco 14; Carolina 26, Dallas 17

NFC CHAMPIONSHIP: Green Bay 30, Carolina 13

SUPER BOWL XXXI: Green Bay 35, New England 21

NATIONAL CONFERENCE

Western Division

| Team | W | L | T | Pts | Opp |
|---------------|----|----|---|-----|-----|
| Carolina | 12 | 4 | 0 | 367 | 218 |
| San Francisco | 12 | 4 | 0 | 398 | 257 |
| St. Louis | 6 | 10 | 0 | 303 | 409 |
| Atlanta | 3 | 13 | 0 | 309 | 461 |
| New Orleans | 3 | 13 | 0 | 229 | 339 |

Central Division

| | | | | | |
|-----------|----|----|---|-----|-----|
| Green Bay | 13 | 3 | 0 | 456 | 210 |
| Minnesota | 9 | 7 | 0 | 298 | 315 |
| Chicago | 7 | 9 | 0 | 283 | 305 |
| Tampa Bay | 6 | 10 | 0 | 221 | 293 |
| Detroit | 5 | 11 | 0 | 302 | 368 |

Eastern Division

| | | | | | |
|--------------|----|----|---|-----|-----|
| Dallas | 10 | 6 | 0 | 286 | 250 |
| Philadelphia | 10 | 6 | 0 | 363 | 341 |
| Washington | 9 | 7 | 0 | 364 | 312 |
| Arizona | 7 | 9 | 0 | 300 | 397 |
| NY Giants | 6 | 10 | 0 | 242 | 297 |

1997

AMERICAN CONFERENCE

Western Division

| Team | W | L | T | Pts | Opp |
|----------------|----------|-----------|----------|------------|------------|
| Kansas City | 13 | 3 | 0 | 375 | 232 |
| Denver | 12 | 4 | 0 | 472 | 287 |
| Seattle | 8 | 8 | 0 | 365 | 362 |
| Raiders | 4 | 12 | 0 | 324 | 419 |
| San Diego | 4 | 12 | 0 | 266 | 425 |

Central Division

| | | | | | |
|--------------|----|---|---|-----|-----|
| Pittsburgh | 11 | 5 | 0 | 372 | 307 |
| Jacksonville | 11 | 5 | 0 | 394 | 318 |
| Tennessee | 8 | 8 | 0 | 333 | 310 |
| Cincinnati | 7 | 9 | 0 | 355 | 405 |
| Baltimore | 6 | 9 | 1 | 326 | 345 |

Eastern Division

| | | | | | |
|--------------|----|----|---|-----|-----|
| New England | 10 | 6 | 0 | 369 | 289 |
| Miami | 9 | 7 | 0 | 339 | 327 |
| NY Jets | 9 | 7 | 0 | 348 | 287 |
| Buffalo | 6 | 10 | 0 | 255 | 367 |
| Indianapolis | 3 | 13 | 0 | 313 | 401 |

AFC WILD CARD PLAYOFFS: Denver 42, Jacksonville 17; New England 17, Miami 3

AFC PLAYOFFS: Pittsburgh 7, New England 6; Denver 14, Kansas City 10

AFC CHAMPIONSHIP: Denver 24, Pittsburgh 21

NFC WILD CARD PLAYOFFS: Minnesota 23, NY Giants 22; Tampa Bay 20, Detroit 10

NFC PLAYOFFS: Green Bay 21, Tampa Bay 7; San Francisco 38, Minnesota 22

NFC CHAMPIONSHIP: Green Bay 23, San Francisco 10

SUPER BOWL XXXII: Denver 31, Green Bay 24

NATIONAL CONFERENCE

Western Division

| Team | W | L | T | Pts | Opp |
|---------------|----|----|---|-----|-----|
| San Francisco | 13 | 3 | 0 | 375 | 265 |
| Carolina | 7 | 9 | 0 | 265 | 314 |
| Atlanta | 7 | 9 | 0 | 320 | 361 |
| New Orleans | 6 | 10 | 0 | 237 | 327 |
| St. Louis | 5 | 11 | 0 | 299 | 359 |

Central Division

| | | | | | |
|-----------|----|----|---|-----|-----|
| Green Bay | 13 | 3 | 0 | 422 | 282 |
| Tampa Bay | 10 | 6 | 0 | 299 | 263 |
| Detroit | 9 | 7 | 0 | 379 | 306 |
| Minnesota | 9 | 7 | 0 | 354 | 359 |
| Chicago | 4 | 12 | 0 | 263 | 421 |

Eastern Division

| | | | | | |
|--------------|----|----|---|-----|-----|
| NY Giants | 10 | 5 | 1 | 307 | 265 |
| Washington | 8 | 7 | 1 | 327 | 289 |
| Philadelphia | 6 | 9 | 1 | 317 | 372 |
| Dallas | 6 | 10 | 0 | 304 | 314 |
| Arizona | 4 | 12 | 0 | 283 | 379 |

1998

AMERICAN CONFERENCE

Western Division

| Team | W | L | T | Pts | Opp |
|----------------|----------|----------|----------|------------|------------|
| Denver | 14 | 2 | 0 | 501 | 309 |
| Raiders | 8 | 8 | 0 | 288 | 356 |
| Seattle | 8 | 8 | 0 | 372 | 310 |
| Kansas City | 7 | 9 | 0 | 327 | 363 |
| San Diego | 5 | 11 | 0 | 241 | 342 |

Central Division

| | | | | | |
|--------------|----|----|---|-----|-----|
| Jacksonville | 11 | 5 | 0 | 392 | 338 |
| Tennessee | 8 | 8 | 0 | 330 | 320 |
| Pittsburgh | 7 | 9 | 0 | 263 | 303 |
| Baltimore | 6 | 10 | 0 | 269 | 335 |
| Cincinnati | 3 | 13 | 0 | 268 | 452 |

Eastern Division

| | | | | | |
|--------------|----|----|---|-----|-----|
| NY Jets | 12 | 4 | 0 | 416 | 266 |
| Miami | 10 | 6 | 0 | 321 | 265 |
| Buffalo | 10 | 6 | 0 | 400 | 333 |
| New England | 9 | 7 | 0 | 337 | 329 |
| Indianapolis | 3 | 13 | 0 | 310 | 444 |

AFC WILD CARD PLAYOFFS: Miami 24, Buffalo 17; Jacksonville 25, New England 10

AFC PLAYOFFS: Denver 38, Miami 3; NY Jets 34, Jacksonville 24

AFC CHAMPIONSHIP: Denver 23, NY Jets 10

NFC WILD CARD PLAYOFFS: Arizona 20, Dallas 7; San Francisco 30, Green Bay 27

NFC PLAYOFFS: Atlanta 20, San Francisco 18; Minnesota 41, Arizona 21

NFC CHAMPIONSHIP: Atlanta 30, Minnesota 27 (OT)

SUPER BOWL XXXIII: Denver 34, Atlanta 19

NATIONAL CONFERENCE

Western Division

| Team | W | L | T | Pts | Opp |
|---------------|----|----|---|-----|-----|
| Atlanta | 14 | 2 | 0 | 442 | 289 |
| San Francisco | 12 | 4 | 0 | 479 | 328 |
| New Orleans | 6 | 10 | 0 | 305 | 359 |
| Carolina | 4 | 12 | 0 | 336 | 413 |
| St. Louis | 4 | 12 | 0 | 285 | 378 |

Central Division

| | | | | | |
|-----------|----|----|---|-----|-----|
| Minnesota | 15 | 1 | 0 | 556 | 296 |
| Green Bay | 11 | 5 | 0 | 408 | 319 |
| Tampa Bay | 8 | 8 | 0 | 314 | 295 |
| Detroit | 5 | 11 | 0 | 306 | 378 |
| Chicago | 4 | 12 | 0 | 276 | 368 |

Eastern Division

| | | | | | |
|--------------|----|----|---|-----|-----|
| Dallas | 10 | 6 | 0 | 381 | 275 |
| Arizona | 9 | 7 | 0 | 325 | 378 |
| NY Giants | 8 | 8 | 0 | 287 | 309 |
| Washington | 6 | 10 | 0 | 319 | 421 |
| Philadelphia | 3 | 13 | 0 | 161 | 344 |

1999

AMERICAN CONFERENCE

Western Division

| Team | W | L | T | Pts | Opp |
|----------------|----------|----------|----------|------------|------------|
| Seattle | 9 | 7 | 0 | 338 | 298 |
| Kansas City | 9 | 7 | 0 | 390 | 322 |
| Raiders | 8 | 8 | 0 | 390 | 329 |
| San Diego | 8 | 8 | 0 | 269 | 316 |
| Denver | 6 | 10 | 0 | 314 | 318 |

Central Division

| | | | | | |
|--------------|----|----|---|-----|-----|
| Jacksonville | 14 | 2 | 0 | 396 | 217 |
| Tennessee | 13 | 3 | 0 | 392 | 324 |
| Baltimore | 8 | 8 | 0 | 324 | 277 |
| Pittsburgh | 6 | 10 | 0 | 317 | 320 |
| Cincinnati | 4 | 12 | 0 | 283 | 460 |
| Cleveland | 2 | 14 | 0 | 217 | 437 |

Eastern Division

| | | | | | |
|--------------|----|---|---|-----|-----|
| Indianapolis | 13 | 3 | 0 | 423 | 333 |
| Buffalo | 11 | 5 | 0 | 320 | 229 |
| Miami | 9 | 7 | 0 | 326 | 336 |
| NY Jets | 8 | 8 | 0 | 308 | 309 |
| New England | 8 | 8 | 0 | 299 | 284 |

AFC WILD CARD PLAYOFFS: Tennessee 22, Buffalo 16; Miami 20, Seattle 17

AFC PLAYOFFS: Jacksonville 62, Miami 7; Tennessee 19, Indianapolis 16

AFC CHAMPIONSHIP: Tennessee 33, Jacksonville 14

NFC WILD CARD PLAYOFFS: Washington 27, Detroit 13; Minnesota 27, Dallas 10

NFC PLAYOFFS: St. Louis 49, Minnesota 37; Tampa Bay 13, Washington 13

NFC CHAMPIONSHIP: St. Louis 11, Tampa Bay 6

SUPER BOWL XXXIV: St. Louis 23, Tennessee 16

NATIONAL CONFERENCE

Western Division

| Team | W | L | T | Pts | Opp |
|---------------|----|----|---|-----|-----|
| St. Louis | 13 | 3 | 0 | 526 | 242 |
| Carolina | 8 | 8 | 0 | 421 | 381 |
| Atlanta | 5 | 11 | 0 | 285 | 380 |
| San Francisco | 4 | 12 | 0 | 295 | 453 |
| New Orleans | 3 | 13 | 0 | 260 | 434 |

Central Division

| | | | | | |
|-----------|----|----|---|-----|-----|
| Tampa Bay | 11 | 5 | 0 | 270 | 235 |
| Minnesota | 10 | 6 | 0 | 399 | 335 |
| Detroit | 8 | 8 | 0 | 322 | 323 |
| Green Bay | 8 | 8 | 0 | 357 | 341 |
| Chicago | 6 | 10 | 0 | 272 | 341 |

Eastern Division

| | | | | | |
|--------------|----|----|---|-----|-----|
| Washington | 10 | 6 | 0 | 443 | 377 |
| Dallas | 8 | 8 | 8 | 352 | 276 |
| NY Giants | 7 | 9 | 0 | 299 | 358 |
| Arizona | 6 | 10 | 0 | 245 | 382 |
| Philadelphia | 5 | 11 | 0 | 272 | 357 |

2000

AMERICAN CONFERENCE

Western Division

| Team | W | L | T | Pts | Opp |
|----------------|-----------|----------|----------|------------|------------|
| Raiders | 12 | 4 | 0 | 479 | 299 |
| Denver | 11 | 5 | 0 | 485 | 369 |
| Kansas City | 7 | 9 | 0 | 355 | 354 |
| Seattle | 6 | 10 | 0 | 320 | 405 |
| San Diego | 1 | 15 | 0 | 269 | 440 |

Central Division

| | | | | | |
|--------------|----|----|---|-----|-----|
| Tennessee | 13 | 3 | 0 | 346 | 191 |
| Baltimore | 12 | 4 | 0 | 333 | 165 |
| Pittsburgh | 9 | 7 | 0 | 321 | 255 |
| Jacksonville | 7 | 9 | 0 | 367 | 327 |
| Cincinnati | 4 | 12 | 0 | 185 | 359 |
| Cleveland | 3 | 13 | 0 | 161 | 419 |

Eastern Division

| | | | | | |
|--------------|----|----|---|-----|-----|
| Miami | 11 | 5 | 0 | 323 | 226 |
| Indianapolis | 10 | 6 | 0 | 429 | 326 |
| NY Jets | 9 | 7 | 0 | 321 | 321 |
| Buffalo | 8 | 8 | 0 | 315 | 350 |
| New England | 5 | 11 | 0 | 276 | 338 |

AFC WILD CARD PLAYOFFS: Baltimore 21, Denver 3; Miami 23, Indianapolis 17 (OT)

AFC PLAYOFFS: **Raiders 27, Miami 0**; Baltimore 24, Tennessee 10

AFC CHAMPIONSHIP: **Baltimore 16, Raiders 3**

NFC WILD CARD PLAYOFFS: New Orleans 31, St. Louis 28; Philadelphia 21, Tampa Bay 3

NFC PLAYOFFS: Minnesota 34, New Orleans 16; NY Giants 20, Philadelphia 10

NFC CHAMPIONSHIP: NY Giants 41, Minnesota 0

SUPER BOWL XXXV: Baltimore 34, NY Giants 7

NATIONAL CONFERENCE

Western Division

| Team | W | L | T | Pts | Opp |
|---------------|----|----|---|-----|-----|
| New Orleans | 10 | 6 | 0 | 354 | 305 |
| St. Louis | 10 | 6 | 0 | 540 | 471 |
| Carolina | 7 | 9 | 0 | 310 | 310 |
| San Francisco | 6 | 10 | 0 | 388 | 422 |
| Atlanta | 4 | 12 | 0 | 252 | 413 |

Central Division

| | | | | | |
|-----------|----|----|---|-----|-----|
| Minnesota | 11 | 5 | 0 | 397 | 371 |
| Tampa Bay | 10 | 6 | 0 | 388 | 269 |
| Green Bay | 9 | 7 | 0 | 353 | 323 |
| Detroit | 9 | 7 | 0 | 307 | 307 |
| Chicago | 5 | 11 | 0 | 216 | 355 |

Eastern Division

| | | | | | |
|--------------|----|----|---|-----|-----|
| NY Giants | 12 | 4 | 0 | 328 | 246 |
| Philadelphia | 11 | 5 | 0 | 351 | 245 |
| Washington | 8 | 8 | 0 | 281 | 269 |
| Dallas | 5 | 11 | 0 | 294 | 361 |
| Arizona | 3 | 13 | 0 | 210 | 443 |

2001

AMERICAN CONFERENCE

| Western Division | | | | | |
|------------------|-----------|----------|----------|------------|------------|
| Team | W | L | T | Pts | Opp |
| Raiders | 10 | 6 | 0 | 399 | 327 |
| Seattle | 9 | 7 | 0 | 301 | 324 |
| Denver | 8 | 8 | 0 | 340 | 339 |
| Kansas City | 6 | 10 | 0 | 320 | 344 |
| San Diego | 5 | 11 | 0 | 332 | 321 |
| Central Division | | | | | |
| Pittsburgh | 13 | 3 | 0 | 352 | 212 |
| Baltimore | 10 | 6 | 0 | 303 | 265 |
| Cleveland | 7 | 9 | 0 | 285 | 319 |
| Tennessee | 7 | 9 | 0 | 336 | 388 |
| Jacksonville | 6 | 10 | 0 | 294 | 286 |
| Cincinnati | 6 | 10 | 0 | 226 | 309 |

| Eastern Division | | | | | |
|------------------|----|----|---|-----|-----|
| New England | 11 | 5 | 0 | 371 | 272 |
| Miami | 11 | 5 | 0 | 344 | 290 |
| NY Jets | 10 | 6 | 0 | 308 | 295 |
| Indianapolis | 6 | 10 | 0 | 413 | 486 |
| Buffalo | 3 | 13 | 0 | 265 | 420 |

AFC WILD CARD PLAYOFFS: **Raiders 38, NY Jets 24**; Baltimore 20, Miami 3

AFC PLAYOFFS: **New England 16, Raiders 13 (OT)**; Pittsburgh 27, Baltimore 10

AFC CHAMPIONSHIP: New England 24, Pittsburgh 17

NFC WILD CARD PLAYOFFS: Philadelphia 31, Tampa Bay 9; Green Bay 25, San Francisco 15

NFC PLAYOFFS: Philadelphia 33, Chicago 19; St. Louis 45, Green Bay 17

NFC CHAMPIONSHIP: St. Louis 29, Philadelphia 24

SUPER BOWL XXXVI: New England 20, St. Louis 17

NATIONAL CONFERENCE

| Western Division | | | | | |
|------------------|----|----|---|-----|-----|
| Team | W | L | T | Pts | Opp |
| St. Louis | 14 | 2 | 0 | 503 | 273 |
| San Francisco | 12 | 4 | 0 | 409 | 282 |
| New Orleans | 7 | 9 | 0 | 333 | 409 |
| Atlanta | 7 | 9 | 0 | 291 | 377 |
| Carolina | 1 | 15 | 0 | 253 | 410 |
| Central Division | | | | | |
| Chicago | 13 | 3 | 0 | 338 | 203 |
| Green Bay | 12 | 4 | 0 | 390 | 266 |
| Tampa Bay | 9 | 7 | 0 | 324 | 280 |
| Minnesota | 5 | 11 | 0 | 290 | 390 |
| Detroit | 2 | 14 | 0 | 270 | 424 |

| Eastern Division | | | | | |
|------------------|----|----|---|-----|-----|
| Philadelphia | 11 | 5 | 0 | 343 | 208 |
| Washington | 8 | 8 | 0 | 256 | 303 |
| NY Giants | 7 | 9 | 0 | 294 | 321 |
| Arizona | 7 | 9 | 0 | 295 | 343 |
| Dallas | 5 | 11 | 0 | 246 | 338 |

2002

AMERICAN CONFERENCE

| Western Division | | | | | |
|------------------|-----------|----------|----------|------------|------------|
| Team | W | L | T | Pts | Opp |
| Raiders | 11 | 5 | 0 | 450 | 304 |
| Denver | 9 | 7 | 0 | 392 | 344 |
| San Diego | 8 | 8 | 0 | 333 | 367 |
| Kansas City | 8 | 8 | 0 | 467 | 399 |
| Eastern Division | | | | | |
| NY Jets | 9 | 7 | 0 | 359 | 336 |
| New England | 9 | 7 | 0 | 381 | 346 |
| Miami | 9 | 7 | 0 | 378 | 301 |
| Buffalo | 8 | 8 | 0 | 379 | 397 |

| Northern Division | | | | | |
|-------------------|----|----|---|-----|-----|
| Pittsburgh | 10 | 5 | 1 | 390 | 345 |
| Cleveland | 9 | 7 | 0 | 344 | 320 |
| Baltimore | 7 | 9 | 0 | 316 | 354 |
| Cincinnati | 2 | 14 | 0 | 279 | 456 |

| Southern Division | | | | | |
|-------------------|----|----|---|-----|-----|
| Tennessee | 11 | 5 | 0 | 367 | 324 |
| Indianapolis | 10 | 6 | 0 | 349 | 313 |
| Jacksonville | 6 | 10 | 0 | 328 | 315 |
| Houston | 4 | 12 | 0 | 213 | 356 |

AFC WILD CARD PLAYOFFS: NY Jets 41, Indianapolis 0; Pittsburgh 36, Cleveland 33

AFC PLAYOFFS: Tennessee 34, Pittsburgh 31; **Raiders 30, NY Jets 10**

AFC CHAMPIONSHIP: **Raiders 41, Tennessee 24**

NFC WILD CARD PLAYOFFS: Atlanta 27, Green Bay 7; San Francisco 39, NY Giants 38

NFC PLAYOFFS: Philadelphia 20, Atlanta 6; Tampa Bay 31, San Francisco 6

NFC CHAMPIONSHIP: Tampa Bay 27, Philadelphia 10

SUPER BOWL XXXVII: **Tampa Bay 48, Raiders 21**

NATIONAL CONFERENCE

| Western Division | | | | | |
|------------------|----|----|---|-----|-----|
| Team | W | L | T | Pts | Opp |
| San Francisco | 10 | 6 | 0 | 367 | 351 |
| St. Louis | 7 | 9 | 0 | 316 | 369 |
| Seattle | 7 | 9 | 0 | 355 | 369 |
| Arizona | 5 | 11 | 0 | 262 | 417 |
| Eastern Division | | | | | |
| Philadelphia | 12 | 4 | 0 | 415 | 241 |
| NY Giants | 10 | 6 | 0 | 320 | 279 |
| Washington | 7 | 9 | 0 | 307 | 365 |
| Dallas | 5 | 11 | 0 | 217 | 329 |

| Northern Division | | | | | |
|-------------------|----|----|---|-----|-----|
| Green Bay | 12 | 4 | 0 | 398 | 328 |
| Minnesota | 6 | 10 | 0 | 390 | 442 |
| Chicago | 4 | 12 | 0 | 281 | 379 |
| Detroit | 3 | 13 | 0 | 306 | 451 |

| Southern Division | | | | | |
|-------------------|----|---|---|-----|-----|
| Tampa Bay | 12 | 4 | 0 | 346 | 196 |
| Atlanta | 9 | 6 | 1 | 402 | 314 |
| New Orleans | 9 | 7 | 0 | 432 | 388 |
| Carolina | 7 | 9 | 0 | 258 | 302 |

2003

AMERICAN CONFERENCE

Western Division

| Team | W | L | T | Pts | Opp |
|----------------|----------|-----------|----------|------------|------------|
| Kansas City | 13 | 3 | 0 | 484 | 332 |
| Denver | 10 | 6 | 0 | 381 | 301 |
| Raiders | 4 | 12 | 0 | 270 | 379 |
| San Diego | 4 | 12 | 0 | 313 | 441 |

Eastern Division

| | | | | | |
|-------------|----|----|---|-----|-----|
| New England | 14 | 2 | 0 | 348 | 238 |
| Miami | 10 | 6 | 0 | 311 | 261 |
| Buffalo | 6 | 10 | 0 | 243 | 279 |
| NY Jets | 6 | 10 | 0 | 283 | 299 |

Northern Division

| | | | | | |
|------------|----|----|---|-----|-----|
| Baltimore | 10 | 6 | 0 | 391 | 281 |
| Cincinnati | 8 | 8 | 0 | 346 | 384 |
| Pittsburgh | 6 | 10 | 0 | 300 | 327 |
| Cleveland | 5 | 11 | 0 | 254 | 322 |

Southern Division

| | | | | | |
|--------------|----|----|---|-----|-----|
| Indianapolis | 12 | 4 | 0 | 447 | 336 |
| Tennessee | 12 | 4 | 0 | 435 | 324 |
| Jacksonville | 5 | 11 | 0 | 276 | 331 |
| Houston | 5 | 11 | 0 | 255 | 380 |

AFC WILD CARD PLAYOFFS: Tennessee 20, Baltimore 17; Indianapolis 41, Denver 10

AFC PLAYOFFS: New England 17, Tennessee 14; Indianapolis 38, Kansas City 31

AFC CHAMPIONSHIP: New England 24, Indianapolis 14

NFC WILD CARD PLAYOFFS: Carolina 29, Dallas 10; Green Bay 33, Seattle 27

NFC PLAYOFFS: Carolina 29, St. Louis 23; Philadelphia 20, Green Bay 17

NFC CHAMPIONSHIP: Carolina 14, Philadelphia 3

SUPER BOWL XXXVIII: New England 32, Carolina 29

NATIONAL CONFERENCE

Western Division

| Team | W | L | T | Pts | Opp |
|---------------|----|----|---|-----|-----|
| St. Louis | 12 | 4 | 0 | 447 | 328 |
| Seattle | 10 | 6 | 0 | 404 | 327 |
| San Francisco | 7 | 9 | 0 | 384 | 337 |
| Arizona | 4 | 12 | 0 | 225 | 452 |

Eastern Division

| | | | | | |
|--------------|----|----|---|-----|-----|
| Philadelphia | 12 | 4 | 0 | 374 | 287 |
| Dallas | 10 | 6 | 0 | 289 | 260 |
| Washington | 5 | 11 | 0 | 287 | 372 |
| NY Giants | 4 | 12 | 0 | 243 | 387 |

Northern Division

| | | | | | |
|-----------|----|----|---|-----|-----|
| Green Bay | 10 | 6 | 0 | 442 | 307 |
| Minnesota | 9 | 7 | 0 | 416 | 353 |
| Chicago | 7 | 9 | 0 | 283 | 346 |
| Detroit | 5 | 11 | 0 | 270 | 379 |

Southern Division

| | | | | | |
|-------------|----|----|---|-----|-----|
| Carolina | 11 | 5 | 0 | 325 | 304 |
| New Orleans | 8 | 8 | 0 | 340 | 326 |
| Tampa Bay | 7 | 9 | 0 | 301 | 264 |
| Atlanta | 5 | 11 | 0 | 299 | 422 |

2004

AMERICAN CONFERENCE

Western Division

| Team | W | L | T | Pts | Opp |
|----------------|----------|-----------|----------|------------|------------|
| San Diego | 12 | 4 | 0 | 446 | 313 |
| Denver | 10 | 6 | 0 | 381 | 304 |
| Kansas City | 7 | 9 | 0 | 483 | 435 |
| Raiders | 5 | 11 | 0 | 320 | 442 |

Eastern Division

| | | | | | |
|-------------|----|----|---|-----|-----|
| New England | 14 | 2 | 0 | 437 | 260 |
| NY Jets | 10 | 6 | 0 | 333 | 261 |
| Buffalo | 9 | 7 | 0 | 395 | 284 |
| Miami | 4 | 12 | 0 | 275 | 354 |

Northern Division

| | | | | | |
|------------|----|----|---|-----|-----|
| Pittsburgh | 15 | 1 | 0 | 372 | 251 |
| Baltimore | 9 | 7 | 0 | 317 | 268 |
| Cincinnati | 8 | 8 | 0 | 374 | 372 |
| Cleveland | 4 | 12 | 0 | 276 | 390 |

Southern Division

| | | | | | |
|--------------|----|----|---|-----|-----|
| Indianapolis | 12 | 4 | 0 | 522 | 351 |
| Jacksonville | 9 | 7 | 0 | 261 | 280 |
| Houston | 7 | 9 | 0 | 309 | 339 |
| Tennessee | 5 | 11 | 0 | 344 | 439 |

AFC WILD CARD PLAYOFFS: New York Jets 20, San Diego 17 (OT); Indianapolis 49, Denver 24

AFC PLAYOFFS: Pittsburgh 20, New York Jets 17 (OT); New England 20, Indianapolis 3

AFC CHAMPIONSHIP: New England 41, Pittsburgh 27

NFC WILD CARD PLAYOFFS: St. Louis 27, Seattle 20; Minnesota 31, Green Bay 17

NFC PLAYOFFS: Atlanta 47, St. Louis 17; Philadelphia 27, Minnesota 14

NFC CHAMPIONSHIP: Philadelphia 27, Atlanta 10

SUPER BOWL XXXIX: New England 24, Philadelphia 21

NATIONAL CONFERENCE

Western Division

| Team | W | L | T | Pts | Opp |
|---------------|---|----|---|-----|-----|
| Seattle | 9 | 7 | 0 | 371 | 373 |
| St. Louis | 8 | 8 | 0 | 319 | 392 |
| Arizona | 6 | 10 | 0 | 284 | 322 |
| San Francisco | 2 | 14 | 0 | 259 | 452 |

Eastern Division

| | | | | | |
|--------------|----|----|---|-----|-----|
| Philadelphia | 13 | 3 | 0 | 386 | 260 |
| NY Giants | 6 | 10 | 0 | 303 | 347 |
| Dallas | 6 | 10 | 0 | 293 | 405 |
| Washington | 6 | 10 | 0 | 240 | 265 |

Northern Division

| | | | | | |
|-----------|----|----|---|-----|-----|
| Green Bay | 10 | 6 | 0 | 424 | 380 |
| Minnesota | 8 | 8 | 0 | 405 | 395 |
| Detroit | 6 | 10 | 0 | 296 | 350 |
| Chicago | 5 | 11 | 0 | 231 | 331 |

Southern Division

| | | | | | |
|-------------|----|----|---|-----|-----|
| Atlanta | 11 | 5 | 0 | 340 | 337 |
| New Orleans | 8 | 8 | 0 | 348 | 405 |
| Carolina | 7 | 9 | 0 | 355 | 339 |
| Tampa Bay | 5 | 11 | 0 | 301 | 304 |

2005

AMERICAN CONFERENCE

Western Division

| Team | W | L | T | Pts | Opp |
|----------------|----------|-----------|----------|------------|------------|
| Denver | 13 | 3 | 0 | 395 | 258 |
| Kansas City | 10 | 6 | 0 | 403 | 325 |
| San Diego | 9 | 7 | 0 | 418 | 312 |
| Raiders | 4 | 12 | 0 | 290 | 383 |

Eastern Division

| | | | | | |
|-------------|----|----|---|-----|-----|
| New England | 10 | 6 | 0 | 379 | 338 |
| Miami | 9 | 7 | 0 | 318 | 317 |
| Buffalo | 5 | 11 | 0 | 271 | 367 |
| NY Jets | 4 | 12 | 0 | 240 | 355 |

Northern Division

| | | | | | |
|------------|----|----|---|-----|-----|
| Cincinnati | 11 | 5 | 0 | 421 | 350 |
| Pittsburgh | 11 | 5 | 0 | 389 | 258 |
| Baltimore | 6 | 10 | 0 | 265 | 299 |
| Cleveland | 6 | 10 | 0 | 232 | 301 |

Southern Division

| | | | | | |
|--------------|----|----|---|-----|-----|
| Indianapolis | 14 | 2 | 0 | 439 | 247 |
| Jacksonville | 12 | 4 | 0 | 361 | 269 |
| Tennessee | 4 | 12 | 0 | 299 | 421 |
| Houston | 2 | 14 | 0 | 260 | 431 |

AFC WILD CARD PLAYOFFS: New England 28, Jacksonville 3; Pittsburgh 31, Cincinnati 17

AFC PLAYOFFS: Denver 27, New England 13; Pittsburgh 21, Indianapolis 18

AFC CHAMPIONSHIP: Pittsburgh 34, Denver 17

NFC WILD CARD PLAYOFFS: Washington 17, Tampa Bay 10; Carolina 23, New York Giants 0

NFC PLAYOFFS: Seattle 20, Washington 10; Carolina 29, Chicago 21

NFC CHAMPIONSHIP: Seattle 34, Carolina 14

SUPER BOWL XL: Pittsburgh 21, Seattle 10

NATIONAL CONFERENCE

Western Division

| Team | W | L | T | Pts | Opp |
|---------------|----|----|---|-----|-----|
| Seattle | 13 | 3 | 0 | 452 | 271 |
| St. Louis | 6 | 10 | 0 | 363 | 429 |
| Arizona | 5 | 11 | 0 | 311 | 387 |
| San Francisco | 4 | 12 | 0 | 239 | 428 |

Eastern Division

| | | | | | |
|--------------|----|----|---|-----|-----|
| NY Giants | 11 | 5 | 0 | 422 | 314 |
| Washington | 10 | 6 | 0 | 359 | 293 |
| Dallas | 9 | 7 | 0 | 325 | 308 |
| Philadelphia | 6 | 10 | 0 | 310 | 388 |

Northern Division

| | | | | | |
|-----------|----|----|---|-----|-----|
| Chicago | 11 | 5 | 0 | 260 | 202 |
| Minnesota | 9 | 7 | 0 | 306 | 344 |
| Detroit | 5 | 11 | 0 | 254 | 345 |
| Green Bay | 4 | 12 | 0 | 298 | 344 |

Southern Division

| | | | | | |
|-------------|----|----|---|-----|-----|
| Tampa Bay | 11 | 5 | 0 | 300 | 274 |
| Carolina | 11 | 5 | 0 | 391 | 259 |
| Atlanta | 8 | 8 | 0 | 351 | 341 |
| New Orleans | 3 | 13 | 0 | 235 | 398 |

2006

AMERICAN CONFERENCE

Western Division

| Team | W | L | T | Pts | Opp |
|----------------|----------|-----------|----------|------------|------------|
| San Diego | 14 | 2 | 0 | 492 | 303 |
| Kansas City | 9 | 7 | 0 | 331 | 315 |
| Denver | 9 | 7 | 0 | 319 | 305 |
| Raiders | 2 | 14 | 0 | 168 | 332 |

Eastern Division

| | | | | | |
|-------------|----|----|---|-----|-----|
| New England | 12 | 4 | 0 | 385 | 237 |
| NY Jets | 10 | 6 | 0 | 316 | 295 |
| Buffalo | 7 | 9 | 0 | 300 | 311 |
| Miami | 6 | 10 | 0 | 260 | 283 |

Northern Division

| | | | | | |
|------------|----|----|---|-----|-----|
| Baltimore | 13 | 3 | 0 | 353 | 201 |
| Cincinnati | 8 | 8 | 0 | 373 | 331 |
| Pittsburgh | 8 | 8 | 0 | 353 | 315 |
| Cleveland | 4 | 12 | 0 | 238 | 356 |

Southern Division

| | | | | | |
|--------------|----|----|---|-----|-----|
| Indianapolis | 12 | 4 | 0 | 427 | 360 |
| Tennessee | 8 | 8 | 0 | 324 | 400 |
| Jacksonville | 8 | 8 | 0 | 371 | 274 |
| Houston | 6 | 10 | 0 | 267 | 366 |

AFC WILD CARD PLAYOFFS: Indianapolis 23, Kansas City 8; New England 37, New York Jets 16

AFC PLAYOFFS: Indianapolis 15, Baltimore 6; New England 24, San Diego 21

AFC CHAMPIONSHIP: Indianapolis 38, New England 34

NFC WILD CARD PLAYOFFS: Seattle 21, Dallas 20; Philadelphia 23, New York Giants 20

NFC PLAYOFFS: New Orleans 27, Philadelphia 24; Chicago 27, Seattle 24 (OT)

NFC CHAMPIONSHIP: Chicago 39, New Orleans 14

SUPER BOWL XLI: Indianapolis 29, Chicago 17

NATIONAL CONFERENCE

Western Division

| Team | W | L | T | Pts | Opp |
|---------------|---|----|---|-----|-----|
| Seattle | 9 | 7 | 0 | 335 | 341 |
| St. Louis | 8 | 8 | 0 | 367 | 381 |
| San Francisco | 7 | 9 | 0 | 298 | 412 |
| Arizona | 5 | 11 | 0 | 314 | 389 |

Eastern Division

| | | | | | |
|--------------|----|----|---|-----|-----|
| Philadelphia | 10 | 6 | 0 | 328 | 323 |
| Dallas | 9 | 7 | 0 | 425 | 350 |
| NY Giants | 8 | 8 | 0 | 355 | 362 |
| Washington | 5 | 11 | 0 | 307 | 376 |

Northern Division

| | | | | | |
|-----------|----|----|---|-----|-----|
| Chicago | 13 | 3 | 0 | 427 | 255 |
| Green Bay | 8 | 8 | 0 | 301 | 366 |
| Minnesota | 6 | 10 | 0 | 282 | 327 |
| Detroit | 3 | 13 | 0 | 305 | 398 |

Southern Division

| | | | | | |
|-------------|----|----|---|-----|-----|
| New Orleans | 10 | 6 | 0 | 413 | 322 |
| Carolina | 8 | 8 | 0 | 270 | 305 |
| Atlanta | 7 | 9 | 0 | 292 | 328 |
| Tampa Bay | 4 | 12 | 0 | 211 | 353 |

2007

AMERICAN CONFERENCE

Western Division

| Team | W | L | T | Pts | Opp |
|----------------|----------|-----------|----------|------------|------------|
| San Diego | 11 | 5 | 0 | 412 | 284 |
| Denver | 7 | 9 | 0 | 320 | 409 |
| Kansas City | 4 | 12 | 0 | 226 | 335 |
| Raiders | 4 | 12 | 0 | 283 | 398 |

Eastern Division

| | | | | | |
|-------------|----|----|---|-----|-----|
| New England | 16 | 0 | 0 | 589 | 274 |
| Buffalo | 7 | 9 | 0 | 252 | 354 |
| NY Jets | 4 | 12 | 0 | 268 | 355 |
| Miami | 1 | 15 | 0 | 267 | 437 |

Northern Division

| | | | | | |
|------------|----|----|---|-----|-----|
| Pittsburgh | 10 | 6 | 0 | 393 | 269 |
| Cleveland | 10 | 6 | 0 | 402 | 382 |
| Cincinnati | 7 | 9 | 0 | 380 | 385 |
| Baltimore | 5 | 11 | 0 | 275 | 384 |

Southern Division

| | | | | | |
|--------------|----|---|---|-----|-----|
| Indianapolis | 13 | 3 | 0 | 450 | 262 |
| Jacksonville | 11 | 5 | 0 | 411 | 304 |
| Tennessee | 10 | 6 | 0 | 301 | 297 |
| Houston | 8 | 8 | 0 | 379 | 384 |

NATIONAL CONFERENCE

Western Division

| Team | W | L | T | Pts | Opp |
|---------------|----|----|---|-----|-----|
| Seattle | 10 | 6 | 0 | 393 | 291 |
| Arizona | 8 | 8 | 0 | 404 | 399 |
| San Francisco | 5 | 11 | 0 | 219 | 364 |
| St. Louis | 3 | 13 | 0 | 263 | 438 |

Eastern Division

| | | | | | |
|--------------|----|---|---|-----|-----|
| Dallas | 13 | 3 | 0 | 455 | 325 |
| NY Giants | 10 | 6 | 0 | 373 | 351 |
| Washington | 9 | 7 | 0 | 334 | 310 |
| Philadelphia | 8 | 8 | 0 | 336 | 300 |

Northern Division

| | | | | | |
|-----------|----|---|---|-----|-----|
| Green Bay | 13 | 3 | 0 | 435 | 291 |
| Minnesota | 8 | 8 | 0 | 365 | 311 |
| Detroit | 7 | 9 | 0 | 346 | 444 |
| Chicago | 7 | 9 | 0 | 334 | 348 |

Southern Division

| | | | | | |
|-------------|---|----|---|-----|-----|
| Tampa Bay | 9 | 7 | 0 | 334 | 270 |
| Carolina | 7 | 9 | 0 | 267 | 347 |
| New Orleans | 7 | 9 | 0 | 379 | 388 |
| Atlanta | 4 | 12 | 0 | 259 | 414 |

AFC WILD CARD PLAYOFF: Jacksonville 31, Pittsburgh 29; San Diego 17, Tennessee 6

AFC PLAYOFFS: New England 31, Jacksonville 20; San Diego 28, Indianapolis 24

AFC CHAMPIONSHIP: New England 21, San Diego 12

NFC WILD CARD PLAYOFF: Seattle 35, Washington 14; NY Giants 24, Tampa Bay 14

NFC PLAYOFFS: Green Bay 42, Seattle 20; NY Giants 21, Dallas 17

NFC CHAMPIONSHIP: NY Giants 23, Green Bay 20 (OT)

SUPER BOWL XLII: NY Giants 17, New England 14

2008

AMERICAN CONFERENCE

Western Division

| Team | W | L | T | Pts | Opp |
|----------------|----------|-----------|----------|------------|------------|
| San Diego | 8 | 8 | 0 | 439 | 347 |
| Denver | 8 | 8 | 0 | 370 | 448 |
| Raiders | 5 | 11 | 0 | 263 | 388 |
| Kansas City | 2 | 14 | 0 | 291 | 440 |

Eastern Division

| | | | | | |
|-------------|----|---|---|-----|-----|
| Miami | 11 | 5 | 0 | 345 | 317 |
| New England | 11 | 5 | 0 | 410 | 309 |
| NY Jets | 9 | 7 | 0 | 405 | 356 |
| Buffalo | 7 | 9 | 0 | 336 | 342 |

Northern Division

| | | | | | |
|------------|----|----|---|-----|-----|
| Pittsburgh | 12 | 4 | 0 | 347 | 223 |
| Baltimore | 11 | 5 | 0 | 385 | 244 |
| Cincinnati | 4 | 11 | 1 | 204 | 364 |
| Cleveland | 4 | 12 | 0 | 232 | 350 |

Southern Division

| | | | | | |
|--------------|----|----|---|-----|-----|
| Tennessee | 13 | 3 | 0 | 375 | 234 |
| Indianapolis | 12 | 4 | 0 | 377 | 298 |
| Houston | 8 | 8 | 0 | 366 | 394 |
| Jacksonville | 5 | 11 | 0 | 302 | 367 |

NATIONAL CONFERENCE

Western Division

| Team | W | L | T | Pts | Opp |
|---------------|---|----|---|-----|-----|
| Arizona | 9 | 7 | 0 | 427 | 426 |
| San Francisco | 7 | 9 | 0 | 339 | 381 |
| Seattle | 4 | 12 | 0 | 294 | 392 |
| St. Louis | 2 | 14 | 0 | 232 | 465 |

Eastern Division

| | | | | | |
|--------------|----|---|---|-----|-----|
| NY Giants | 12 | 4 | 0 | 427 | 294 |
| Philadelphia | 9 | 6 | 1 | 416 | 289 |
| Dallas | 9 | 7 | 0 | 362 | 365 |
| Washington | 8 | 8 | 0 | 265 | 296 |

Northern Division

| | | | | | |
|-----------|----|----|---|-----|-----|
| Minnesota | 10 | 6 | 0 | 379 | 333 |
| Chicago | 9 | 7 | 0 | 375 | 350 |
| Green Bay | 6 | 10 | 0 | 419 | 380 |
| Detroit | 0 | 16 | 0 | 268 | 517 |

Southern Division

| | | | | | |
|-------------|----|---|---|-----|-----|
| Carolina | 12 | 4 | 0 | 414 | 329 |
| Atlanta | 11 | 5 | 0 | 391 | 325 |
| Tampa Bay | 9 | 7 | 0 | 361 | 323 |
| New Orleans | 8 | 8 | 0 | 463 | 393 |

AFC WILD CARD PLAYOFF: San Diego 23, Indianapolis 17 (OT); Baltimore 27, Miami 9

AFC PLAYOFFS: Baltimore 13, Tennessee 10; Pittsburgh 35, San Diego 24

AFC CHAMPIONSHIP: Pittsburgh 23, Baltimore 14

NFC WILD CARD PLAYOFF: Arizona 30, Atlanta 24; Philadelphia 26, Minnesota 14

NFC PLAYOFFS: Arizona 33, Carolina 13; Philadelphia 23, NY Giants 11

NFC CHAMPIONSHIP: Arizona 32, Philadelphia 25

SUPER BOWL XLIII: Pittsburgh 27, Arizona 23

2009

AMERICAN CONFERENCE

Western Division

| Team | W | L | T | Pts | Opp |
|----------------|----------|-----------|----------|------------|------------|
| San Diego | 13 | 3 | 0 | 454 | 320 |
| Denver | 8 | 8 | 0 | 326 | 324 |
| Raiders | 5 | 11 | 0 | 197 | 379 |
| Kansas City | 4 | 12 | 0 | 294 | 424 |

Eastern Division

| | | | | | |
|-------------|----|----|---|-----|-----|
| New England | 10 | 6 | 0 | 427 | 285 |
| NY Jets | 9 | 7 | 0 | 348 | 236 |
| Miami | 7 | 9 | 0 | 360 | 390 |
| Buffalo | 6 | 10 | 0 | 258 | 326 |

Northern Division

| | | | | | |
|------------|----|----|---|-----|-----|
| Cincinnati | 10 | 6 | 0 | 305 | 291 |
| Baltimore | 9 | 7 | 0 | 391 | 261 |
| Pittsburgh | 9 | 7 | 0 | 368 | 324 |
| Cleveland | 5 | 11 | 0 | 245 | 375 |

Southern Division

| | | | | | |
|--------------|----|---|---|-----|-----|
| Indianapolis | 14 | 2 | 0 | 416 | 307 |
| Houston | 9 | 7 | 0 | 388 | 333 |
| Tennessee | 8 | 8 | 0 | 354 | 402 |
| Jacksonville | 7 | 9 | 0 | 290 | 380 |

AFC WILD CARD PLAYOFF: NY Jets 24, Cincinnati 14; Baltimore 33, New England 14

AFC CHAMPIOS: Indianapolis 20, Baltimore 3; NY Jets 17, San Diego 14

AFC CHAMPIONSHIP: Indianapolis 30, NY Jets 17

NFC WILD CARD PLAYOFF: Dallas 34, Philadelphia 14; Arizona 51, Green Bay 45 (OT)

NFC PLAYOFFS: New Orleans 45, Arizona 14; Minnesota 34, Dallas 3

NFC CHAMPIONSHIP: New Orleans 31, Minnesota 28 (OT)

SUPER BOWL XLIV: New Orleans 31, Indianapolis 17

NATIONAL CONFERENCE

Western Division

| Team | W | L | T | Pts | Opp |
|---------------|----|----|---|-----|-----|
| Arizona | 10 | 6 | 0 | 375 | 325 |
| San Francisco | 8 | 8 | 0 | 330 | 281 |
| Seattle | 5 | 11 | 0 | 280 | 390 |
| St. Louis | 1 | 15 | 0 | 175 | 436 |

Eastern Division

| | | | | | |
|--------------|----|----|---|-----|-----|
| Dallas | 11 | 5 | 0 | 361 | 250 |
| Philadelphia | 11 | 5 | 0 | 429 | 337 |
| N.Y. Giants | 8 | 8 | 0 | 402 | 427 |
| Washington | 4 | 12 | 0 | 266 | 336 |

Northern Division

| | | | | | |
|-----------|----|----|---|-----|-----|
| Minnesota | 12 | 4 | 0 | 470 | 312 |
| Green Bay | 11 | 5 | 0 | 461 | 297 |
| Chicago | 7 | 9 | 0 | 327 | 375 |
| Detroit | 2 | 14 | 0 | 262 | 494 |

Southern Division

| | | | | | |
|-------------|----|----|---|-----|-----|
| New Orleans | 13 | 3 | 0 | 510 | 341 |
| Atlanta | 9 | 7 | 0 | 363 | 325 |
| Carolina | 8 | 8 | 0 | 315 | 308 |
| Tampa Bay | 3 | 13 | 0 | 244 | 400 |

2010

AMERICAN CONFERENCE

Western Division

| Team | W | L | T | Pts | Opp |
|----------------|----------|----------|----------|------------|------------|
| Kansas City | 10 | 6 | 0 | 366 | 326 |
| San Diego | 9 | 7 | 0 | 441 | 322 |
| Raiders | 8 | 8 | 0 | 410 | 371 |
| Denver | 4 | 12 | 0 | 344 | 471 |

Eastern Division

| | | | | | |
|-------------|----|----|---|-----|-----|
| New England | 14 | 2 | 0 | 518 | 313 |
| NY Jets | 11 | 5 | 0 | 367 | 304 |
| Miami | 7 | 9 | 0 | 273 | 333 |
| Buffalo | 4 | 12 | 0 | 283 | 425 |

Northern Division

| | | | | | |
|------------|----|----|---|-----|-----|
| Pittsburgh | 12 | 4 | 0 | 375 | 232 |
| Baltimore | 12 | 4 | 0 | 357 | 270 |
| Cleveland | 5 | 11 | 0 | 271 | 332 |
| Cincinnati | 4 | 12 | 0 | 322 | 395 |

Southern Division

| | | | | | |
|--------------|----|----|---|-----|-----|
| Indianapolis | 10 | 6 | 0 | 435 | 234 |
| Jacksonville | 8 | 8 | 0 | 353 | 298 |
| Houston | 6 | 10 | 0 | 390 | 394 |
| Tennessee | 6 | 10 | 0 | 356 | 367 |

AFC WILD CARD PLAYOFF: NY Jets 17, Indianapolis 16; Baltimore 30, Kansas City 7

AFC PLAYOFFS: Pittsburgh 31, Baltimore 24; NY Jets 28, New England 21

AFC CHAMPIONSHIP: Pittsburgh 24, NY Jets 19

NFC WILD CARD PLAYOFF: Seattle 41, New Orleans 36; Green Bay 21, Philadelphia 16

NFC PLAYOFFS: Green Bay 48, Atlanta 21; Chicago 35, Seattle 24

NFC CHAMPIONSHIP: Green Bay 21, Chicago 14

SUPER BOWL XLV: Green Bay 35, Pittsburgh 25

NATIONAL CONFERENCE

Western Division

| Team | W | L | T | Pts | Opp |
|---------------|---|----|---|-----|-----|
| Seattle | 7 | 9 | 0 | 310 | 407 |
| St. Louis | 7 | 9 | 0 | 289 | 328 |
| San Francisco | 6 | 10 | 0 | 305 | 346 |
| Arizona | 5 | 11 | 0 | 289 | 434 |

Eastern Division

| | | | | | |
|--------------|----|----|---|-----|-----|
| Philadelphia | 10 | 6 | 0 | 439 | 377 |
| NY Giants | 10 | 6 | 0 | 394 | 347 |
| Dallas | 6 | 10 | 0 | 394 | 436 |
| Washington | 6 | 10 | 0 | 302 | 377 |

Northern Division

| | | | | | |
|-----------|----|----|---|-----|-----|
| Chicago | 11 | 5 | 0 | 334 | 286 |
| Green Bay | 10 | 6 | 0 | 388 | 240 |
| Detroit | 6 | 10 | 0 | 362 | 369 |
| Minnesota | 6 | 10 | 0 | 281 | 348 |

Southern Division

| | | | | | |
|-------------|----|----|---|-----|-----|
| Atlanta | 13 | 3 | 0 | 414 | 288 |
| New Orleans | 11 | 5 | 0 | 384 | 307 |
| Tampa Bay | 10 | 6 | 0 | 341 | 318 |
| Carolina | 2 | 14 | 0 | 196 | 408 |

ALL-TIME RAIDERS COACHES

HEAD COACHES

| | | |
|-----------------|---------------------------|---------------|
| BUGEL, Joe | Western Kentucky | 1997 |
| CABLE, Tom | Idaho | 2008-10 |
| CALLAHAN, Bill | Illinois Benedictine | 2002-03 |
| CONKRIGHT, Red | Oklahoma | 1962 |
| DAVIS, Al | Syracuse | 1963-65 |
| ERDELATZ, Eddie | St. Mary's | 1960-61 |
| FELDMAN, Marty | Stanford | 1961-62 |
| FLORES, Tom | Pacific | 1979-87 |
| GRUDEN, Jon | Dayton | 1998-01 |
| JACKSON, Hue | Pacific | 2011 |
| KIFFIN, Lane | Fresno State | 2007-08 |
| MADDEN, John | Cal Poly, San Luis Obispo | 1969-78 |
| RAUCH, John | Georgia | 1966-68 |
| SHANAHAN, Mike | Eastern Illinois | 1988-89 |
| SHELL, Art | Maryland Eastern Shore | 1989-94, 2006 |
| TURNER, Norv | Oregon | 2004-05 |
| WHITE, Mike | California | 1995-96 |

ASSISTANT COACHES

| | | |
|---------------------|----------------------|------------------|
| ADAMS, Tim | Air Force | 2003 |
| ADOLPH, Dave | Akron | 1989-91, 1997-98 |
| AVEZZANO, Joe | Florida State | 2004-05 |
| BAYLESS, Martin | Bowling Green | 2004-05 |
| BIEKERT, Greg | Colorado | 2011 |
| BILETNIKOFF, Fred | Florida State | 1989-96 |
| BOARD, Dwaine | North Carolina A&T | 2009 |
| BOGHOSIAN, Sam | UCLA | 1979-87 |
| BRESNAHAN, Chuck | Navy | 1998-03, 2011 |
| BROWN, Willie | Grambling | 1979-88, 1995-11 |
| BUGEL, Joe | Western Kentucky | 1995-96 |
| CABLE, Tom | Idaho | 2007-08 |
| CALLAHAN, Bill | Illinois Benedictine | 1998-01 |
| CASULLO, Bob | Brockport State | 2000-03 |
| CLANCY, Sam | Pittsburgh | 2004-05 |
| COE, Charles | Kansas State | 2007 |
| COLLETTA, Jim | UCLA | 2005 |
| CODY, Ed | Purdue | 1960 |
| CONKRIGHT, Red | Oklahoma | 1962 |
| CREGG, James | Colorado State | 2007-08 |
| CUNNINGHAM, Gunther | Oregon | 1991-94 |
| DAHMS, Tom | San Diego State | 1963-78 |
| DAISHER, Ted | Western Michigan | 2006 |
| DeFILIPPO, John | James Madison | 2007-08 |
| DICKSON, George | Notre Dame | 1961 |
| DUNN, John | Penn State | 1987-89 |
| EATMAN, Irv | UCLA | 2006 |
| ENGLEBERG, Buggsy | East Tennessee State | 1968 |
| ERBER, Lew | Montclair State | 1976-81 |
| ERKENBECK, Jim | San Diego State | 1999-01 |
| FASSEL, Jim | Long Beach State | 1995 |
| FASSEL, John | Weber State | 2008-11 |
| FELDMAN, Marty | Stanford | 1960-61 |
| FISH, Jeff | Western Carolina | 2004-07 |
| FLORES, Tom | Pacific | 1972-78 |
| FORD, Robert | Houston | 2006 |
| FOX, John | San Diego State | 1994-95 |
| FRANKLIN, Chet | Utah | 1980-86 |
| FULLER, Curtis | TCU | 2007 |

| | | |
|----------------------------|---------------------------------------|------------------------|
| GANSZ, Frank Jr | Citadel | 1998-99 |
| GEORGE, Ernie | St. Mary's | 1960 |
| GIBBS, Alex | Davidson | 1988-89 |
| GIEMONT, Garrett | Fullerton College | 1995-03 |
| GRISWOLD, Chris | Hobart | 2002-05 |
| GRUNEISEN, Sam | Villanova | 1987-90 |
| GUIDICI, Fred | San Jose State | 1995 |
| GUY, John | North Carolina A&T | 1995-97 |
| HACKETT, Paul | UC Davis | 2009-10 |
| HALL, Sid | Pacific | 1969-70 |
| HALUCHAK, Mike | USC | 2009-10 |
| HAMILTON, Ray | Oklahoma | 1993-94 |
| HANSON, Randy | Pacific (Ore.) | 2007-09 |
| HARBAUGH, Jim | Michigan | 2002-03 |
| HARRIS, Bishop | North Carolina Central | 1995-97 |
| HASLETT, Jim | Indiana of Pennsylvania | 1993-94 |
| HELTON, Kim | Florida | 1990-92 |
| HENRY, Adam | McNeese State | 2007-11 |
| HOLOVAK, Mike | Boston College | 1971 |
| HUNLEY, Ricky | Arizona | 2011 |
| JACKSON, Hue | Pacific | 2010 |
| JENKINS, Robert | UCLA | 1997-98 |
| JOHNSON, Don | Jersey City State | 2007-08 |
| JONES, Pat | Arkansas | 2004-05 |
| JONES, Ronnie | Northeast Oklahoma | 1992 |
| KALMINAR, Tom | Nevada | 1960-62 |
| KENNAN, Larry | La Verne | 1982-87, 1996 |
| KNAPP, Greg | Sacramento State | 2007-08 |
| KROMER, Aaron | Miami (Ohio) | 2001-04 |
| LAL, Sanjay | Washington | 2007-11 |
| LEGGETT, Earl | Louisiana State | 1979-88, 1991-92 |
| LEONE, Bert | Ohio State | 2009 |
| LOFTON, James | Stanford | 2008 |
| LOPEZ, Clayton | Nevada | 2004-05 |
| LOWE, Woodrow | Alabama | 1999-00 |
| LYNN, Ron | Mt. Union | 2000-03 |
| MADDEN, John | Cal Poly, San Luis Obispo | 1967-68 |
| MADDOCK, Bob | Notre Dame | 1963 |
| MADRO, Joe | Ohio State | 1977-82 |
| MALAVASI, Ray | Mississippi State | 1971-72 |
| MARINOVICH, Marv | Southern California | 1968-70 |
| MARSHALL, John | Washington State | 2009-10 |
| MARTIN, Don | Harvard | 1998-03 |
| MARTINDALE, Don | Defiance College | 2004-08 |
| MARTINEZ, George | Northwestern Oklahoma State | 2006-08 |
| Mc CABE, Richard | Pittsburgh | 1969-70 |
| McELWAIN, Jim | Eastern Washington | 2006 |
| McKINNEY, Odis | Colorado | 1990-94 |
| MEYERS, Bill | Stanford | 1993-97 |
| MICHAELS, Walt | Washington & Lee | 1962 |
| MICHALCZIK, Jim | Washington State | 2009-10 |
| MILLARD, Keith | Washington State | 2005-08 |
| MISCHAK, Bob | Army | 1973-74, 1979-87, 1994 |
| MOORE, Myrel | California-Davis | 1978-79 |
| MORGAN, Chris | Colorado | 2009-10 |
| MORTON, John | Western Michigan | 1998-04 |
| NICOLAU, Nick | Southern Connecticut | 1988 |
| NORVELL, Jay | Iowa | 2002-03 |
| ORTMAYER, Steve | La Verne | 1978-86, 1990-94 |
| PAGAC, Fred | Ohio State | 2001-06 |
| PAGANO, Chuck | Wyoming | 2005-06 |

| | | |
|---------------------|-----------------------------|---------------------------|
| PEETE, Skip | Kansas | 1998-06 |
| PELCH, Aaron | Weber State | 2009 |
| PERKINS, Ray | Alabama | 1997 |
| PERRY, Darren | Penn State | 2007-08 |
| PETERS, Floyd | San Francisco State | 1995-96 |
| POLONCHEK, John | Michigan State | 1967-71 |
| RATHMAN, Tom | Nebraska | 2007-08 |
| RAUCH, John | Georgia | 1963-65 |
| RAYE, Jimmy | Michigan State | 2004-05 |
| REILLY, Jack | Long Beach State | 1994 |
| ROACH, Paul | Black Hills State | 1972-74 |
| ROBINSON, John | Oregon | 1975 |
| ROBISKIE, Terry | LSU | 1982-93 |
| RODRIGUEZ, Pete | Western State (Colo.) | 1988-89 |
| ROLL, Brad | Stephen F. Austin | 2008-11 |
| ROSS, Kevin | Temple | 2010-11 |
| ROSS, Robin | Washington State | 1999-00 |
| ROWEN, Keith | Stanford | 1997-98 |
| RYAN, Rob | Southwestern Oklahoma State | 2004-08 |
| SARKISIAN, Steve | Brigham Young | 2004 |
| SAUNDERS, Al | San Jose State | 2011 |
| SCANGARELLO, Rich | Sacramento State | 2009 |
| SCANNELLA, Joe | Lehigh | 1972-77, 1987-93 |
| SCHNEIDER, Brian | Colorado State | 2007-08 |
| SHAFFER, Steve | Utah State | 1995-97 |
| SHAW, David | Stanford | 1998-01 |
| SHAW, Willie | New Mexico | 1998-99 |
| SHELL, Art | Maryland State | 1983-89 |
| SHINNICK, Don | UCLA | 1973-77 |
| SHOOP, John | University of the South | 2005-06 |
| SIMS, Darryl | Wisconsin | 2006 |
| SKIPPER, Kelly | Fresno State | 2007-11 |
| SLATER, Jackie | Jackson State | 2006 |
| SPENCER, Kevin | Springfield | 1995-97 |
| SPENCER, Oliver | Kansas | 1962-79 |
| STANTON, Jack | North Carolina State | 1989-94 |
| STEVENS, Gary | John Carroll | 1998-00 |
| SUMNER, Charles | William & Mary | 1963-68, 1979-83, 1987-88 |
| SWEENEY, Jim | Portland State | 1978 |
| TILLMAN, Rusty | Northern Arizona | 1996-97 |
| TOLLNER, Ted | Cal Poly, San Luis Obispo | 2009-10 |
| TRESTMAN, Marc | Morehead State | 2001-03 |
| TURNER, Chris | Long Beach State | 2002-05 |
| URBANIK, Bill | Ohio State | 1989-90, 1997 |
| WALSH, Bill | San Jose State | 1966 |
| WALSH, Tom | U.C. Santa Barbara | 1982-94, 2006 |
| WARD, Lorenzo | Alabama | 2006 |
| WARREN, Jimmy | Illinois | 1987-88 |
| WASHINGTON, Lionel | Tulane | 2009-10 |
| WAUFLE, Mike | Utah State | 1998-03, 2010-11 |
| WHITE, Mike | California | 1990-94 |
| WHITTINGHAM, Fred | Cal Poly, San Luis Obispo | 1995-97 |
| WHITTINGTON, Arthur | Southern Methodist | 1993-94 |
| WILLSEY, Ray | California | 1978-87 |
| WILSON, Mike | Washington State | 1995-96 |
| WISNIEWSKI, Steve | Penn State | 2011 |
| WOOD, Dick | Auburn | 1969-70 |
| WOODSON, Rod | Purdue | 2011 |
| WYLIE, Bob | Roger Williams | 2011 |
| ZEMAN, Bob | Wisconsin | 1971-77, 1984-86 |

ALL-TIME RAIDERS PLAYERS

—A—

| | | | |
|--------------------|---------------------|-----|-----------|
| ACKERMAN, Rick | Memphis State | DT | 1984-1987 |
| ADAMS, Sam | Texas A&M | DT | 2002 |
| ADAMS, Stanley | Memphis State | LB | 1984 |
| ADAMS, Stefon | East Carolina | DB | 1986-89 |
| ADKISSON, James | South Carolina | TE | 2005-06 |
| AGAJANIAN, Ben | New Mexico | K | 1962 |
| AIKENS, Carl | Northern Illinois | WR | 1987 |
| ALEXANDER, Elijah | Kansas State | LB | 2000-01 |
| ALEXANDER, Mike | Penn State | WR | 1989 |
| ALFORD, Jay | Penn State | DT | 2010 |
| ALLEN, Dalva | Houston | DE | 1962-64 |
| ALLEN, Eric | Arizona State | DB | 1998-01 |
| ALLEN, Jackie | Baylor | DB | 1969 |
| ALLEN, Marcus | Southern California | RB | 1982-92 |
| ALSTON, Jon | Stanford | DE | 2007-09 |
| ALZADO, Lyle | Yankton | DE | 1982-85 |
| AMEY, Vince | Arizona State | DT | 1998 |
| ANDERSON, Courtney | San Jose State | TE | 2004-06 |
| ANDERSON, Eddie | Fort Valley State | DB | 1987-97 |
| ANDERSON, Marques | UCLA | DB | 2004 |
| ARAGUZ, Leo | Stephen F. Austin | P | 1996-99 |
| ARCHER, Dan | Oregon | T | 1967 |
| ARMSTRONG, Ramon | Texas Christian | T | 1960 |
| ARMSTRONG, Trace | Florida | DE | 2001-03 |
| ASAD, Doug | Northwestern | TE | 1960-61 |
| ASHMORE, Darryl | Northwestern | G-T | 1998-01 |
| ASKA, Joe | Central Oklahoma | RB | 1995-97 |
| ASOMUGHA, Nnamdi | California | DB | 2003-10 |
| ATKINS, Larry | UCLA | LB | 2003 |
| ATKINS, Pervis | New Mexico State | WR | 1965-66 |
| ATKINSON, George | Morris Brown | DB | 1968-77 |

—B—

| | | | |
|-------------------|---------------------|-----|-----------|
| BADGER, Brad | Stanford | G-T | 2002-06 |
| BAHR, Chris | Penn State | K | 1980-88 |
| BAKER, Rashad | Tennessee | DB | 2007-08 |
| BALDWIN, Keith | Texas A&M | DE | 1988 |
| BALL, Eric | UCLA | RB | 1995 |
| BALL, Jerry | Southern Methodist | DT | 1994-96 |
| BANASZAK, Pete | Miami | RB | 1966-78 |
| BANKS, Estes | Colorado | RB | 1967 |
| BANKSTON, Warren | Tulane | TE | 1973-78 |
| BANSAVAGE, Al | Southern California | LB | 1961 |
| BARBEE, Joe | Kent State | T | 1960 |
| BARKSDALE, Rod | Arizona | WR | 1986 |
| BARNES, Jeff | California | LB | 1977-87 |
| BARNES, Khalif | Washington | T | 2009-2010 |
| BARNES, Larry | Colorado State | LB | 1960 |
| BARNES, Pat | California | QB | 1998 |
| BARNES, Rodrigo | Rice | LB | 1976 |
| BARNWELL, Malcolm | Virginia Union | WR | 1981-84 |
| BARRETT, Jan | Fresno State | TE | 1963-64 |
| BARTLEWSKI, Rich | Fresno State | TE | 1990 |
| BARTON, Eric | Maryland | LB | 1999-03 |
| BATES, Patrick | Texas A&M | DB | 1993-94 |
| BELCHER, Kevin | Wisconsin | T | 1985 |
| BELL, Anthony | Michigan State | LB | 1992 |
| BELL, Greg | Notre Dame | RB | 1990 |
| BELL, Joe | Norfolk State | DE | 1979 |
| BELL, Nick | Iowa | RB | 1991-93 |
| BELWAY, Brian | Calgary | DE | 1987 |
| BENDER, Wes | Southern California | RB | 1994 |
| BENNETT, Michael | Wisconsin | RB | 2010 |
| BENSON, Duane | Hamline | LB | 1967-71 |
| BENSON, Tom | Oklahoma | LB | 1989-92 |
| BERNS, Rick | Nebraska | RB | 1982-83 |

| | | | |
|-------------------|---------------------------|-------|---------------|
| BESS, Rufus | South Carolina State | DB | 1979 |
| BESSILLIEU, Don | Georgia Tech | DB | 1983, 1985 |
| BEUERLEIN, Steve | Notre Dame | QB | 1988-90 |
| BIEKERT, Greg | Colorado | LB | 1993-01 |
| BILETNIKOFF, Fred | Florida State | WR | 1965-78 |
| BIRD, Rodger | Kentucky | DB | 1966-68 |
| BIRDWELL, Dan | Houston | DT | 1962-69 |
| BISHOP, Sonny | Fresno State | G | 1963 |
| BLACK, Barry | Boise State | G | 1987 |
| BLANDA, George | Kentucky | QB-K | 1967-75 |
| BLANKENSHIP, Greg | Cal State-Hayward | LB | 1976 |
| BOLLER, Kyle | California | QB | 2010 |
| BONNESS, Rik | Nebraska | LB | 1976 |
| BOOTHE, Kevin | Cornell | G | 2006 |
| BOWIE, John | Cincinnati | DB | 2007-09 |
| BOYD, Greg | San Diego State | DT | 1984 |
| BOYD, Jerome | Oregon | DB | 2009 |
| BOYDSTON, Max | Oklahoma | TE | 1962 |
| BOYNTON, George | East Texas State | DB | 1962 |
| BRABHAM, Cary | Southern Methodist | DB | 1994 |
| BRACELIN, Greg | California | LB | 1981 |
| BRADSHAW, Morris | Ohio State | WR | 1974-81 |
| BRANCH, Calvin | Colorado State | DB | 1997-00, 2005 |
| BRANCH, Cliff | Colorado | WR | 1972-85 |
| BRANCH, Tyvon | Connecticut | DB | 2008-10 |
| BRANTON, Gene | Texas Southern | TE | 1987 |
| BRAVO, Alex | Cal Poly, San Luis Obispo | DB | 1960-61 |
| BRAYTON, Tyler | Colorado | DE | 2003-07 |
| BREECH, Jim | California | K | 1978-79 |
| BREWINGTON, Jim | North Carolina College | T | 1961 |
| BRIGHAM, Jeremy | Washington | TE | 1998-02 |
| BROMELL, Lorenzo | Clemson | DE | 2003 |
| BROOKS, Aaron | Virginia | QB | 2006 |
| BROOKS, Bobby | Fresno State | LB | 1999-01 |
| BROOKS, Bucky | North Carolina | DB | 1998 |
| BROUGHTON, Willie | Miami | DT | 1992-93 |
| BROWN, Bob | Nebraska | T | 1971-73 |
| BROWN, Charles | Houston | T | 1962 |
| BROWN, Darrick | McNeese State | DB | 2008 |
| BROWN, Derek | Notre Dame | TE | 1998 |
| BROWN, Doug | Fresno State | DT | 1964 |
| BROWN, Larry | Texas Christian | DB | 1996-97 |
| BROWN, Ricky | Boston College | LB | 2006-10 |
| BROWN, Ron | Southern California | DE | 1987-88 |
| BROWN, Ron | Arizona State | DB | 1990 |
| BROWN, Stevie | Michigan | DB | 2010 |
| BROWN, Tim | Notre Dame | WR | 1988-03 |
| BROWN, Willie | Grambling | DB | 1967-78 |
| BROWNE, Jim | Boston College | RB | 1987 |
| BROWNER, Keith | Southern California | LB | 1987 |
| BROWNING, Dave | Washington | DE-DT | 1978-82 |
| BRUCE, Aundray | Auburn | DE | 1992-98 |
| BRUNSON, Larry | Colorado | WR | 1978-79 |
| BRYANT, Desmond | Harvard | DT | 2009-10 |
| BRYANT, Tony | Florida State | DE | 1999-02 |
| BRYANT, Warren | Kentucky | T | 1984 |
| BUCHANAN, Ray | Louisville | DB | 2004 |
| BUCHANON, Phillip | Miami (Fla.) | DB | 2002-04 |
| BUCHANON, William | Southern California | WR | 2006 |
| BUCZKOWSKI, Bob | Pittsburgh | DE | 1987 |
| BUDNESS, Bill | Boston University | LB | 1964-70 |
| BUEHLER, George | Stanford | G | 1969-78 |
| BUIE, Drew | Catawba | WR | 1969-71 |
| BUNCH, Jarrad | Michigan | RB | 1994 |
| BURCH, Gerald | Georgia Tech | TE | 1961 |
| BURGESS, Derrick | Mississippi | DE | 2005-08 |
| BURTON, Ron | North Carolina | LB | 1990 |
| BUSH, Michael | Louisville | RB | 2007-10 |
| BUTCHER, Paul | Wayne State | LB | 1996 |
| BYRD, Darryl | Illinois | LB | 1983-84, 1987 |

—C—

| | | | |
|----------------------|--------------------------|-------|------------------|
| CALDWELL, Tony | Washington | LB | 1983-85 |
| CALHOUN, Rick | Cal State-Fullerton | RB | 1987 |
| CAMARILLO, Rich | Washington | P | 1996 |
| CAMPBELL, Bruce | Maryland | G | 2010 |
| CAMPBELL, Jason | Auburn | QB | 2010 |
| CAMPBELL, Joe | Maryland | DE | 1980-81 |
| CAMPBELL, Stan | Iowa State | G | 1962 |
| CANNAVINO, Joe | Ohio State | DB | 1960-61 |
| CANNON, Billy | Louisiana State | TE | 1964-69 |
| CARLISLE, Cooper | Florida | G | 2007-10 |
| CARR, Chetti | Northwest Oklahoma | WR | 1987 |
| CARR, Chris | Boise State | CB | 2005-07 |
| CARRINGTON, Darren | Northern Arizona | DB | 1996 |
| CARROLL, Joe | Pittsburgh | LB | 1972-73 |
| CARTER, Louis | Maryland | RB | 1975 |
| CARTER, Perry | Mississippi | DB | 1996-98 |
| CARTER, Russell | Southern Methodist | DB | 1988-89 |
| CARTWRIGHT, Rock | Kansas State | RB | 2010 |
| CASH, Kerry | Texas | TE | 1995 |
| CASPER, Dave | Notre Dame | TE | 1974-80, 1984 |
| CAVALLI, Carmen | Richmond | DE | 1960 |
| CELOTTO, Mario | Southern California | LB | 1980-81 |
| CHANDLER, Bob | Southern California | WR | 1980-82 |
| CHAPMAN, Ted | Maryland | DE | 1987 |
| CHARLES, Mike | Syracuse | DT | 1990 |
| CHESTER, Raymond | Morgan State | TE | 1970-72, 1978-81 |
| CHRISTENSEN, Todd | Brigham Young | RB-TE | 1979-88 |
| CHRISTENSON, Brandon | Northwest Oklahoma State | TE | 2002 |
| CHURCHWELL, Hansen | Mississippi | DT | 1960 |
| CLARK, Danny | Illinois | LB | 2004-05 |
| CLAY, John | Missouri | T | 1987 |
| CLEMONS, Chris | Georgia | LB-DE | 2007 |
| CLINE, Tony | Miami | DE | 1970-75 |
| COLEMAN, Kenyon | UCLA | DE | 2002 |
| COLEMAN, Rod | East Carolina | DT | 1999-03 |
| COLLINS, Kerry | Penn State | QB | 2004-05 |
| COLLINS, Mo | Florida | G-T | 1998-03 |
| COLLONS, Ferric | California | DT | 1993 |
| COLZIE, Neal | Ohio State | DB | 1975-78 |
| COMBS, Derek | Ohio State | DB | 2002 |
| CONDO, Jon | Maryland | LB-LS | 2007-10 |
| CONNERS, Dan | Miami | LB | 1964-74 |
| CONWAY, Brett | Penn State | K | 2000 |
| COOLBAUGH, Bob | Richmond | WR | 1961 |
| COOPER, Chris | Nebraska-Omaha | DT | 2001-03 |
| COOPER, Earl | Rice | TE | 1986 |
| COOPER, Jarrod | Kansas State | DB | 2004-07 |
| COOPER, Marquis | Washington | LB | 2008 |
| COPELAND, Horace | Miami | WR | 1999 |
| CORMIER, Joe | Southern California | LB | 1987 |
| COSTA, Dave | Utah | DT | 1963-65 |
| COSTELLO, Joe | Central Connecticut | LB | 1989 |
| CRAIG, Dobie | Howard Payne | WR | 1962-63 |
| CRAIG, Roger | Nebraska | RB | 1991 |
| CROCKETT, Zack | Florida State | RB | 1999-06 |
| CROW, Wayne | California | RB-DB | 1960-61 |
| CRUDUP, Derrick | Oklahoma | DB | 1989, 1991 |
| CULPEPPER, Daunte | Central Florida | QB | 2007 |
| CUNNINGHAM, Rick | Texas A & M | T | 1996-98 |
| CURRY, Ronald | North Carolina | WR | 2002-08 |

—D—

| | | | |
|------------------|--------------|-----|---------|
| DALBY, Dave | UCLA | C-G | 1972-85 |
| DALUIISO, Brad | UCLA | K | 2001 |
| DANIELS, Clemon | Prairie View | RB | 1961-67 |
| DANIELS, David | Florida A&M | DT | 1966 |
| DAVIDSON, Ben | Washington | DE | 1964-71 |
| DAVIDSON, Cotton | Baylor | QB | 1962-69 |
| DAVIS, Bruce | UCLA | T | 1979-87 |

| | | | |
|-------------------|----------------------|-------|---------------|
| DAVIS II, Bruce | UCLA | LB | 2010 |
| DAVIS, Clarence | Southern California | RB | 1971-78 |
| DAVIS, Greg | The Citadel | K | 1998 |
| DAVIS, James | Southern | DB | 1982-87 |
| DAVIS, Jason | Illinois | RB | 2008 |
| DAVIS, Mike | Colorado | DB | 1978-85 |
| DAVIS, Scott | Illinois | DE | 1988-91, 1994 |
| DAVISON, Jerone | Arizona State | RB | 1996-97 |
| DENNERY, Mike | Southern Mississippi | LB | 1974-75 |
| DePOYSTER, Jerry | Wyoming | K | 1971-72 |
| DESKINS, Don | Michigan | G | 1960 |
| DICKERSON, Andy | California Lutheran | G | 1987 |
| DICKERSON, Eric | Southern Methodist | RB | 1992 |
| DICKEY, Eldridge | Tennessee State | WR | 1968-71 |
| DICKINSON, Bo | Southern Mississippi | RB | 1964 |
| DIEHL, John | Virginia | DT | 1965 |
| DINAPOLI, Gennaro | Virginia Tech | G | 1998-99 |
| DITTRICH, John | Wisconsin | G | 1960 |
| DIXON, Ernest | South Carolina | LB | 1998 |
| DIXON, Hewritt | Florida A&M | RB | 1966-70 |
| DIXON, Rickey | Oklahoma | DB | 1993 |
| DORN, Torin | North Carolina | DB | 1990-93 |
| DORSETT, Anthony | Pittsburgh | DB | 2000-03 |
| DORSEY, Dick | Southern California | WR | 1962 |
| DOTSON, Al | Grambling | DT | 1968-70 |
| DOUGHERTY, Bob | Kentucky | LB | 1960-63 |
| DREISBACH, Scott | Michigan | QB | 1999-00 |
| DUDLEY, Rickey | Ohio State | TE | 1996-00 |
| DUFAULT, Paul | New Hampshire | C-G | 1987 |
| DUFF, John | New Mexico | TE-DE | 1993-94 |
| DUNN, David | Fresno State | WR-KR | 2000-01 |
| DWIGHT, Tim | Iowa | WR | 2007 |
| DYAL, Mike | Texas A&I | TE | 1989-90 |
| DYSON, Matt | Michigan | DT-LB | 1995 |

—E—

| | | | |
|------------------------|---------------------|----|---------|
| EASON, John | Florida A&M | TE | 1968 |
| EASY, Omar | Penn State | FB | 2005 |
| ECHEMANDU, Adimchinobi | California | RB | 2006-07 |
| EDMONDS, Bobby Joe | Arkansas | WR | 1989 |
| EDWARDS, Kalimba | South Carolina | DE | 2008 |
| EDWARDS, Lloyd | San Diego State | TE | 1969 |
| EISCHEID, Mike | Upper Iowa | K | 1966-71 |
| EKEJIUBA, Isaiah | Virginia | LB | 2005-09 |
| ELLIS, Craig | San Diego State | RB | 1987 |
| ELLIS, Greg | North Carolina | DE | 2009 |
| ELLIS, Jim | Boise State | LB | 1987 |
| ELLISON, Glenn | Arkansas | RB | 1971 |
| ELLISON, Riki | Southern California | LB | 1990-92 |
| ENIS, Hunter | Texas Christian | QB | 1962 |
| ENYART, Bill | Oregon State | LB | 1971 |
| EUGENE, Hiram | Louisiana Tech | DB | 2007-10 |
| EVANS, Vince | Southern California | QB | 1987-95 |

—F—

| | | | |
|--------------------|---------------------|-----|------------------|
| FAIRBAND, Bill | Colorado | LB | 1967-68 |
| FARGAS, Justin | Southern California | RB | 2003-09 |
| FELLOWS, Ron | Missouri | DB | 1987-88 |
| FENNER, Derrick | North Carolina | RB | 1995-97 |
| FERNANDEZ, Mervyn | San Jose State | WR | 1987-92 |
| FICCA, Dan | Southern California | G | 1962 |
| FIELDS, George | Bakersfield J.C. | DT | 1960-61 |
| FIGURS, Yamon | Kansas State | WR | 2010 |
| FINNERAN, Garry | Southern California | DT | 1961 |
| FITZPATRICK, James | Southern California | G-T | 1990-91 |
| FLEMING, George | Washington | RB | 1961 |
| FLEMISTER, Zeron | Iowa | TE | 2005 |
| FLORES, Tom | Pacific | QB | 1960-61, 1963-66 |
| FOLSTON, James | Northeast Louisiana | LB | 1994-98 |
| FORD, Cole | Southern California | K | 1995-97 |
| FORD, Jacoby | Clemson | WR | 2010 |
| FOSCHI, John Paul | Georgia Tech | FB | 2005-06 |

| | | | |
|-------------------|----------------------|----|---------|
| FOSTER, Ron | Cal State-Northridge | DB | 1987 |
| FRANCIS, Carlos | Texas Tech. | WR | 2004-05 |
| FRANK, Donald | Winston-Salem | DB | 1994 |
| FRANKLIN, Keith | South Carolina | LB | 1995 |
| FRANKS, Elvis | Morgan State | DE | 1985-86 |
| FREDRICKSON, Rob | Michigan State | LB | 1994-97 |
| FREEMAN, Mike | Arizona | G | 1988 |
| FREEMAN, Russell | Georgia Tech | T | 1995 |
| FRYE, Charlie | Akron | QB | 2009 |
| FULCHER, David | Arizona State | LB | 1993 |
| FULCHER, Mondriel | Miami | TE | 2000-02 |
| FULLER, Charles | San Francisco State | RB | 1961-62 |

—G—

| | | | |
|----------------------|----------------------|-------|---------------|
| GABRIEL, Doug | Central Florida | WR | 2003-05, 2006 |
| GAINER, Derrick | Florida A&M | RB | 1992 |
| GALLEGOS, Chon | San Jose State | QB | 1962 |
| GALLERY, Robert | Iowa | T-G | 2004-10 |
| GAMACHE, Vince | Cal State-Northridge | K | 1987 |
| GANNON, Rich | Delaware | QB | 1999-04 |
| GARNER, Bob | Fresno State | DB | 1961-62 |
| GARNER, Charlie | Tennessee | RB | 2001-03 |
| GARRETT, Carl | New Mexico Highlands | RB | 1976-77 |
| GAULT, Willie | Tennessee | WR | 1988-93 |
| GBAJA-BIAMILA, Akbar | San Diego State | DE-LB | 2003-04 |
| GEORGE, Jeff | Illinois | QB | 1997-98 |
| GESEK, John | Sacramento State | G | 1987-89 |
| GIBSON, Claude | North Carolina State | DB | 1963-65 |
| GIBSON, Derrick | Florida State | DB | 2001-06 |
| GILBERT, Sean | Pittsburgh | DT | 2003 |
| GILLETT, Fred | Los Angeles State | TE | 1964 |
| GINN, Hubie | Florida A&M | RB | 1976-78 |
| GIPSON, Tom | North Texas State | DT | 1971 |
| GLOVER, Andrew | Grambling | TE | 1991-96 |
| GLOVER, La'Roi | San Diego State | DT | 1996 |
| GOETHEL, Travis | Arizona State | LB | 2010 |
| GOGAN, Kevin | Washington | G | 1994-96 |
| GOLDSTEIN, Alan | North Carolina | WR | 1960 |
| GOLIC, Bob | Notre Dame | DT | 1989-92 |
| GOLSTEYN, Jerry | Northern Illinois | QB | 1984 |
| GOLTZ, Rick | Simon Fraser | DE | 1987 |
| GOODLOW, Darryl | Oklahoma | LB | 1987 |
| GORDON, Alex | Cincinnati | LB | 1990 |
| GORDON, Darrien | Stanford | DB | 1999-00, 2002 |
| GOSSETT, Jeff | Eastern Illinois | P | 1988-96 |
| GRADDY, Sam | Tennessee | WR | 1990-92 |
| GRADKOWSKI, Bruce | Toledo | QB | 2009-10 |
| GRAHAM, Aaron | Nebraska | C | 2001 |
| GRAHAM, Derrick | Appalachian State | G | 1998 |
| GRAHAM, Jeff | Long Beach State | QB | 1995 |
| GRANT, DeLawrence | Oregon State | DE-LB | 2001-05 |
| GRAVES, Rory | Ohio State | T | 1988-91 |
| GRAYSON, David | Oregon | DB | 1965-70 |
| GREEN, Charley | Wittenberg | QB | 1966 |
| GREEN, Cornell | Central Florida | T | 2007-09 |
| GREENWOOD, David | Wisconsin | DB | 1988 |
| GRIFFITH, Justin | Mississippi State | RB | 2007-08 |
| GRIMES, Phil | Central Missouri | DE | 1987 |
| GROSSART, Kyle | Oregon State | QB | 1980 |
| GROVE, Jake | Virginia Tech | C-G | 2004-08 |
| GROVES, Quentin | Auburn | LB | 2010 |
| GUNHEIM, Greyson | Washington | DE | 2008-09 |
| GUY, Louie | Mississippi | DB | 1964 |
| GUY, Ray | Southern Mississippi | K | 1973-86 |

—H—

| | | | |
|-----------------|----------------------|----|---------|
| HAGBERG, Roger | Minnesota | RB | 1965-69 |
| HALL, DeAngelo | Virginia Tech | DB | 2008 |
| HALL, Tim | Robert Morris | RB | 1996-97 |
| HALL, Willie | Southern California | DE | 1975-78 |
| HAMILTON, Bobby | Southern Mississippi | LB | 2004-05 |
| HANNAH, Charley | Alabama | G | 1983-88 |

| | | | |
|----------------------|----------------------|-------|------------------|
| HARDEN, Mike | Michigan | DB | 1989-90 |
| HARDMAN, Cedrick | North Texas State | DE | 1980-81 |
| HARDY, Charles | San Jose State | WR | 1960-62 |
| HARDY, David | Texas A&M | K | 1987 |
| HARKEY, Lance | Illinois | DB | 1987 |
| HARLOW, Pat | Southern California | T | 1996-98 |
| HARRIS, James | Temple | DE | 1998-99 |
| HARRIS, John | Santa Monica J.C. | DB | 1960-61 |
| HARRIS, Johnnie | Mississippi State | DB | 1999-01 |
| HARRIS, Kwame | Stanford | T | 2008 |
| HARRIS, Napoleon | Northwestern | LB | 2002-04 |
| HARRISON, Dwight | Texas A&I | DB | 1980 |
| HARRISON, Nolan | Indiana | DT-DE | 1991-96 |
| HARRISON, Rob | Cal State-Sacramento | RB | 1987 |
| HART, Harold | Texas Southern | RB | 1974-75, 1978 |
| HART, Roy | South Carolina | DT | 1991 |
| HARVEY, James | Mississippi | G | 1966-71 |
| HARVEY, Richard | Tulane | LB | 1998-99 |
| HASSELBECK, Don | Colorado | TE | 1983 |
| HASTY, James | Washington State | DB | 2001 |
| HAWKINS, Clarence | Florida A&M | RB | 1979 |
| HAWKINS, Frank | Nevada, Reno | RB | 1981-87 |
| HAWKINS, Mike | Texas A&I | LB | 1982 |
| HAWKINS, Wayne | Pacific | G | 1960-70 |
| HAWTHORNE, Anntaj | Wisconsin | DT | 2005-06 |
| HAYES, Lester | Texas A&M | DB | 1977-86 |
| HAYNES, Mike | Arizona State | DB | 1983-89 |
| HEINRICH, Don | Washington | QB | 1962 |
| HENDERSON, John | Tennessee | DT | 2010 |
| HENDERSON, Mario | Florida State | T | 2007-10 |
| HENDRICKS, Ted | Miami | LB | 1975-83 |
| HERMANN, Dick | Florida State | LB | 1965 |
| HEROCK, Ken | West Virginia | TE | 1963-65, 1967 |
| HESTER, Jessie | Florida State | WR | 1985-87 |
| HETHERINGTON, Chris | Yale | FB | 2003-04 |
| HEYWARD-BEY, Darrius | Maryland | WR | 2009-10 |
| HIGGINS, Johnnie Lee | UTEP | WR | 2007-10 |
| HIGHSMITH, Don | Michigan State | RB | 1970-72 |
| HILGER, Rusty | Oklahoma State | QB | 1985-87 |
| HILL, Greg | Oklahoma State | DB | 1987 |
| HILL, Kenny | Yale | DB | 1981-83 |
| HILL, Madre | Arkansas | RB | 2002 |
| HILL, Renaldo | Michigan State | CB | 2005 |
| HILL, Rod | Kentucky State | DB | 1987 |
| HINTON, Marcus | Alcorn State | TE | 1995-96 |
| HIPP, I.M. | Nebraska | RB | 1980 |
| HOBBS, Daryl | Pacific | WR | 1993-96 |
| HOBERT, Billy Joe | Washington | QB | 1993-96 |
| HOISINGTON, Al | Pasadena J.C. | WR | 1960 |
| HOLLAND, Jamie | Ohio State | WR | 1990-91 |
| HOLLAND, Jonathan | Louisiana Tech | WR-DB | 2008-09 |
| HOLLAS, Donald | Rice | QB | 1997-98 |
| HOLLOWAY, Brian | Stanford | G-T | 1987-88 |
| HOLMBERG, Rob | Penn State | LB | 1994-97 |
| HOLMES, Lester | Jackson State | G | 1997 |
| HOPKINS, Jerry | Texas A&M | LB | 1968 |
| HORTON, Ethan | North Carolina | RB-TE | 1987, 1989-93 |
| HOSKINS, Derrick | Southern Mississippi | DB | 1992-95 |
| HOSTETLER, Jeff | West Virginia | QB | 1993-96 |
| HOUSTON, Lamarr | Texas | DE | 2010 |
| HOWARD, Desmond | Michigan | WR | 1997-98 |
| HOWARD, Thomas | UTEP | LB | 2006-10 |
| HOYING, Bobby | Ohio State | QB | 1999-01 |
| HUBBARD, Marv | Colgate | RB | 1969-75 |
| HUDDLESTON, John | Utah | LB | 1978-79 |
| HUDSON, Bob | Northeast Oklahoma | RB | 1973-74 |
| HUFF, Michael | Texas | DB | 2006-10 |
| HULSEY, Corey | Clemson | G-T | 2003-06 |
| HUMM, David | Nebraska | QB | 1975-79, 1983-84 |
| HUNLEY, Ricky | Arizona | LB | 1989-90 |

| | | | |
|-----------------------|-------------------------|-------|---------------|
| HUNTLEY, Kevin | Kansas State | DE | 2006 |
| HUSTED, Michael | Virginia | K | 1999 |
| —I— | | | |
| IOANE, Junior | Arizona State | DT | 2000-02 |
| IRONS, Gerald | Maryland State | LB | 1970-75 |
| IRONS, Grant | Notre Dame | DE | 2003-06 |
| ISMAIL, Raghib | Notre Dame | WR | 1993-95 |
| —J— | | | |
| JACKSON, Bo | Auburn | RB | 1987-90 |
| JACKSON, Bobby | New Mexico State | RB | 1964 |
| JACKSON, Grady | Knoxville | DT | 1997-01 |
| JACKSON, Leonard | Oklahoma State | LB | 1987 |
| JACKSON, Monte | San Diego State | DB | 1978-82 |
| JACKSON, Richard | Southern | LB | 1966 |
| JACKSON, Steve | Louisiana State | DB | 1977 |
| JACKSON, Victor | Bowie State | DB | 1987 |
| JACOBS, Proverb | California | T | 1963-64 |
| JAEGER, Jeff | Washington | K | 1989-95 |
| JAGIELSKI, Harry | Indiana | DT | 1961 |
| JAKOWENKO, George | Syracuse | K | 1974 |
| JAMES, Tory | Louisiana State | DB | 2000-02 |
| JANIKOWSKI, Sebastian | Florida State | K | 2000-10 |
| JASPER, Ed | Texas A&M | DE | 2005 |
| JELACIC, Jon | Minnesota | DT | 1961-64 |
| JENKINS, Robert | UCLA | T | 1994-96 |
| JENKINS, Ronney | Northern Arizona | RB | 2003 |
| JENNINGS, Brandon | Texas A&M | DB | 2000-02 |
| JENNINGS, Rick | Maryland | WR | 1976-77 |
| JENSEN, Derrick | Texas Arlington | RB-TE | 1979-86 |
| JENSEN, Russ | California Lutheran | QB | 1985 |
| JETT, James | West Virginia | WR | 1993-02 |
| JIMERSON, A.J. | Norfolk State | LB-DE | 1990-91 |
| JOHNSON, Chris | Louisville | DB | 2007-10 |
| JOHNSON, Eric | Nebraska | LB-DB | 2000-03 |
| JOHNSON, Kevin | Texas Southern | DT | 1997 |
| JOHNSON, Monte | Nebraska | LB | 1973-80 |
| JOHNSON, Rob | Southern California | QB | 2003 |
| JOHNSON, Teyo | Stanford | TE | 2003-04 |
| JOHNSON, Tim | Youngstown State | LB | 2002-05 |
| JOHNSTON, Mark | Northwestern | DB | 1964 |
| JOHNSTONE, Lance | Temple | DE | 1996-00, 2006 |
| JOLLEY, Doug | Brigham Young | TE | 2002-04 |
| JONES, Calvin | Nebraska | RB | 1994-95 |
| JONES, David | Delaware State | TE | 1992 |
| JONES, Horace | Louisville | DE | 1971-75 |
| JONES, Jim | Washington | LB | 1961 |
| JONES, Mike | Missouri | LB | 1991-96 |
| JONES, Sean | Northeastern | DE | 1984-87 |
| JONES, Willie | Florida State | DE | 1979-82 |
| JORDAN, Charles | Long Beach City College | WR | 1993 |
| JORDAN, LaMont | Maryland | RB | 2005-07 |
| JORDAN, Randy | North Carolina | RB | 1993, 1998-02 |
| JORDAN, Shelby | Washington (Mo.) | T | 1983-86 |
| JOSEPH, William | Miami | DT | 2008-09 |
| JOYNER, L.C. | Diablo Valley J.C. | DB | 1960 |
| JUNKIN, Trey | Louisiana Tech | TE | 1985-89, 1996 |
| —K— | | | |
| KAUFMAN, Napoleon | Washington | RB | 1995-00 |
| KEATING, Tom | Michigan | DT | 1966-72 |
| KELLY, Joe | Washington | LB | 1993 |
| KELLY, Tommy | Mississippi State | DT | 2004-10 |
| KENNEDY, Lincoln | Washington | T | 1996-03 |
| KENT, Greg | Utah | T | 1966 |
| KEYES, Bob | San Diego | RB | 1960 |
| KIDD, Carl | Arkansas | DB | 1995-96 |
| KIMMEL, Jamie | Syracuse | LB | 1986-88 |
| KING, Emanuel | Alabama | LB | 1989 |
| KING, Joe | Oklahoma State | DB | 1995 |
| KING, Kenny | Oklahoma | RB | 1980-85 |
| KING, Linden | Colorado State | LB | 1986-89 |

| | | | |
|-----------------|---------------------|----|------------|
| KINLAW, Reggie | Oklahoma | DT | 1979-84 |
| KIRBY, Terry | Virginia | RB | 2000-02 |
| KLEIN, Dick | Iowa | T | 1963-64 |
| KLINGER, David | Houston | QB | 1996-97 |
| KNIGHT, Marcus | Michigan | WR | 2001-02 |
| KOCH, Pete | Maryland | DE | 1989 |
| KOCOUREK, Dave | Wisconsin | TE | 1967-68 |
| KOEGEL, Warren | Penn State | C | 1971 |
| KOHN, Tim | Iowa State | G | 1997, 1999 |
| KORVER, Kelvin | Northwestern (Iowa) | DT | 1973-77 |
| KOWALCZYK, Walt | Michigan State | RB | 1961 |
| KOY, Ted | Texas | TE | 1970 |
| KRAKOSKI, Joe | Illinois | DB | 1963-66 |
| KRUSE, Bob | Wayne State | G | 1967-68 |
| KUNZ, Terry | Colorado | RB | 1976-77 |
| KWALICK, Ted | Penn State | TE | 1975-77 |
| KYSAR, Jeff | Arizona State | T | 1995-96 |

—L—

| | | | |
|--------------------|------------------------|-------|---------|
| LACHEY, Jim | Ohio State | T | 1988 |
| LAMONICA, Daryle | Notre Dame | QB | 1967-74 |
| LAND, Dan | Albany State | DB | 1989-97 |
| LANIER, Ken | Florida State | T | 1993 |
| LARSCHEID, Jack | Pacific | RB | 1960-61 |
| LARSON, Paul | California | QB | 1960 |
| LASKEY, Bill | Michigan | LB | 1966-70 |
| LASSITER, Issac | St. Augustine | DE | 1965-69 |
| LATHAN, Greg | Cincinnati | WR | 1987 |
| LAWRENCE, Henry | Florida A&M | T | 1974-86 |
| LAWRENCE, Larry | Iowa | QB | 1974-75 |
| LAWTON, Luke | McNeese State | RB | 2008-09 |
| LECHLER, Shane | Texas A&M | P | 2000-10 |
| LEE, ReShard | Middle Tennessee State | RB | 2006 |
| LEE, Zeph | Southern California | RB-DB | 1987-89 |
| LEKKERKERKER, Brad | California-Davis | T | 2005 |
| LELIE, Ashley | Hawaii | WR | 2008 |
| LEVITT, Chad | Cornell | RB | 1997 |
| LEWIS, Albert | Grambling | DB | 1994-98 |
| LEWIS, Bill | Nebraska | C-G | 1986-89 |
| LEWIS, Garry | Alcorn State | DB | 1990-91 |
| LEWIS, Harold | Houston | RB | 1962 |
| LEWIS, Tahaun | Nebraska | DB | 1991 |
| LILES, Alva | Boise State | DT | 1980 |
| LOYD, Doug | North Dakota State | RB | 1991 |
| LOCKETT, Wade | Cal State-Fullerton | WR | 1987 |
| LOCKLIN, Billy Ray | New Mexico State | G | 1960 |
| LOFTON, James | Stanford | WR | 1987-88 |
| LONG, Howie | Villanova | DE-DT | 1981-93 |
| LOPER, Daniel | Texas Tech | G | 2010 |
| LOSMAN, J.P. | Tulane | QB | 2009 |
| LOTT, Billy | Mississippi | RB | 1960 |
| LOTT, Ronnie | Southern California | DB | 1991-92 |
| LOUDERBACK, Tom | San Jose State | LB | 1960-61 |
| LOVE, Clarence | Toledo | DB | 2002-03 |
| LYNCH, Lorenzo | Sacramento State | DB | 1996-97 |
| LYONS, Lamar | Washington | DB | 1996 |

—M—

| | | | |
|-------------------|---------------------|----|---------|
| MacKINNON, Jacque | Colgate | TE | 1970 |
| MACON, Ed | Pacific | DB | 1960 |
| MADSEN, John | Utah | TE | 2006-08 |
| MANN, Errol | North Dakota | K | 1976-78 |
| MANOUKIAN, Don | Stanford | G | 1960 |
| MARINOVICH, Marv | Southern California | G | 1965 |
| MARINOVICH, Todd | Southern California | QB | 1991-92 |
| MARSH, Curt | Washington | G | 1981-86 |
| MARTEN, James | Boston College | T | 2008 |
| MARTIN, Rod | Southern California | LB | 1977-88 |
| MARTIN, Tee | Tennessee | QB | 2003 |
| MARTINI, Rich | California-Davis | WR | 1979-80 |
| MARVIN, Mickey | Tennessee | G | 1977-87 |
| MARYLAND, Russell | Miami | DT | 1996-99 |

| | | | |
|---------------------|------------------------|-------|---------------|
| MASON, Lindsey | Kansas | T | 1978-81 |
| MATSOOS, Arch | Michigan State | LB | 1963-65 |
| MATTHEWS, Ira | Wisconsin | RB-WR | 1979-81 |
| MATUSZAK, John | Tampa | DE-DT | 1976-82 |
| MAXWELL, Tom | Texas A&M | DB | 1971-73 |
| MAYBERRY, Doug | Utah State | RB | 1963 |
| McCALL, Joe | Pittsburgh | RB | 1984 |
| McCALLUM, Napoleon | U.S. Naval Academy | RB | 1986, 1990-94 |
| McCLAIN, Rolando | Alabama | LB | 2010 |
| McCLANAHAN, Randy | Southwestern Louisiana | LB | 1977, 1980-82 |
| McCLOUGHAN, Kent | Nebraska | DB | 1965-70 |
| McCOLL, Milt | Stanford | LB | 1988 |
| McCOWN, Josh | Sam Houston State | QB | 2007 |
| McCOY, Larry | Lamar | LB | 1984 |
| McCOY, Mike | Notre Dame | DT | 1977-78 |
| McDANIEL, Terry | Tennessee | DB | 1988-97 |
| McELROY, Reggie | West Texas State | G-T | 1991-92 |
| McELROY, Vann | Baylor | DB | 1982-90 |
| McFADDEN, Darren | Arkansas | RB | 2008-10 |
| McFADDEN, Walter | Auburn | CB | 2010 |
| McFARLAN, Nyle | Brigham Young | DE | 1960 |
| McFOY, Chris | Southern California | WR | 2007 |
| McGLOCKTON, Chester | Clemson | DT | 1992-97 |
| McKENZIE, Reggie | Tennessee | LB | 1985-88 |
| McKINNEY, Odis | Colorado | DB | 1980-86 |
| McLEMORE, Chris | Arizona | RB | 1987-88 |
| McMATH, Herb | Morningside | DT | 1976 |
| McMILLEN, Dan | Colorado | LB | 1987 |
| McMILLIN, Jim | Colorado State | DB | 1963-64 |
| McMURTRY, Chuck | Whittier | DT | 1962-63 |
| McQUISTAN, Paul | Weber State | G | 2006-09 |
| McRAE, Charles | Tennessee | T | 1996 |
| MEDLIN, Dan | North Carolina State | G | 1974-76, 1979 |
| MENDENHALL, Terry | San Diego State | LB | 1971-72 |
| MERCER, Mike | Northern Arizona | K | 1963-66 |
| MERRILL, Mark | Minnesota | LB | 1984 |
| MICKELL, Darren | Florida | DE | 2001 |
| MICKENS, Terry | Florida A&M | WR | 1998-00 |
| MIDDLETON, Frank | Arizona | G | 2001-04 |
| MILLEN, Matt | Penn State | LB | 1980-88 |
| MILLER, Alan | Boston College | RB | 1961-63, 1965 |
| MILLER, Bill | Miami | WR | 1964, 1966-68 |
| MILLER, Derek | Maryland | TE | 2006 |
| MILLER, Justin | Clemson | DB | 2008-09 |
| MILLER, Nick | Southern Utah | WR | 2009-10 |
| MILLER, Zach | Arizona State | TE | 2007-10 |
| MILLS, John Henry | Wake Forest | LB-TE | 1997-98 |
| MINCY, Charles | Washington | DB | 1999 |
| MINGO, Gene | None | K | 1964-65 |
| MIRALDI, Dean | Utah | G | 1987 |
| MIRER, Rick | Notre Dame | QB | 2002-03 |
| MIRICH, Rex | Northern Arizona | DT | 1964-66 |
| MISCHAK, Bob | U.S. Military Academy | TE-G | 1963-65 |
| MITCHELL, Mike | Ohio | DB | 2009-10 |
| MITCHELL, Tom | Bucknell | TE | 1966 |
| MIX, Ron | Southern California | T | 1971 |
| MOFFETT, Tim | Mississippi | WR | 1985-86 |
| MONTALBO, Mel | Utah State | DB | 1962 |
| MONTEZ, Alfred | Western New Mexico | QB | 1996 |
| MONTGOMERY, Cle | Abilene Christian | RB-WR | 1981-85 |
| MONTGOMERY, Tyrone | Mississippi | RB | 1993-94 |
| MONTOYA, Max | UCLA | G | 1990-94 |
| MOODY, Keith | Syracuse | DB | 1980 |
| MOORE, Bob | Stanford | TE | 1971-75 |
| MOORE, Manfred | Southern California | RB | 1976 |
| MORANT, Johnnie | Syracuse | WR | 2004-06 |
| MORRIS, Chris | Michigan State | C-G | 2006-09 |
| MORRIS, Riley | Florida A&M | DE | 1960-62 |
| MORRISON, Dave | Southwest Texas State | DB | 1968 |
| MORRISON, Kirk | San Diego State | LB | 2005-09 |
| MORROW, Tom | Southern Mississippi | DB | 1962-64 |

| | | | |
|------------------|---------------------|-------|---------|
| MORTON, Mike | North Carolina | LB | 1995-98 |
| MOSEBAR, Don | Southern California | C-G-T | 1983-94 |
| MOSS, Jarvis | Florida | DE | 2010 |
| MOSS, Randy | Marshall | WR | 2005-06 |
| MOSS, Winston | Miami | LB | 1991-94 |
| MOSTARDI, Rich | Kent State | DB | 1962 |
| MRAZ, Mark | Utah State | DE | 1989 |
| MUELLER, Vance | Occidental | RB | 1986-91 |
| MUHAMMAD, Calvin | Texas Southern | WR | 1982-83 |
| MUIRBROOK, Shay | Brigham Young | LB | 1997 |
| MURANSKY, Ed | Michigan | G-T | 1982-84 |
| MURDOCK, Jesse | California Western | RB | 1963 |
| MURPHY, Louis | Florida | WR | 2009-10 |
| MUSTAFAA, Najee | Georgia Tech | DB | 1995 |
| MYERS, Brandon | Iowa | TE | 2009-10 |
| MYLES, Toby | Jackson State | G-T | 2000-01 |

—N—

| | | | |
|------------------|----------------|----|---------|
| NASH, Keyon | Albany State | DB | 2004 |
| NEDNEY, Joe | San Jose State | K | 1999 |
| NELSON, Bob | Nebraska | LB | 1980-85 |
| NEWBERRY, Jeremy | California | C | 2007 |
| NEWMAN, Anthony | Oregon | DB | 1998-99 |
| NICKLAS, Pete | Baylor | T | 1962 |
| NIXON, David | BYU | LB | 2009 |
| NOBLE, Mike | Stanford | LB | 1987 |
| NORRIS, Jim | Houston | DT | 1962-64 |
| NORRIS, Slade | Oregon State | LB | 2009 |
| NOVSEK, Joe | Tulsa | DE | 1962 |

—O—

| | | | |
|------------------|---------------------|----|---------|
| OATS, Carleton | Florida A&M | DT | 1965-72 |
| OGAS, Dave | San Diego State | LB | 1968 |
| OGLESBY, Paul | UCLA | T | 1960 |
| OLIVER, Ralph | Southern California | LB | 1968-69 |
| OSBORNE, Chuck | Arizona | DT | 1998-99 |
| OSBORNE, Clancy | Arizona State | LB | 1963-64 |
| O'NEAL, Oren | Arkansas State | RB | 2007-09 |
| O'STEEN, Dwayne | San Jose State | DB | 1980-81 |
| O'SULLIVAN, J.T. | UC Davis | QB | 2010 |
| OTTO, Gus | Missouri | LB | 1965-72 |
| OTTO, Jim | Miami | C | 1960-74 |
| OWENS, Burgess | Miami | DB | 1980-82 |

—P—

| | | | |
|-------------------|---------------------|-------|---------------|
| PALMER, Jonathan | Auburn | G | 2007 |
| PAPAS, Nick | Fresno State | QB | 1961 |
| PARILLI, Babe | Kentucky | QB | 1960 |
| PARKER, Andy | Utah | TE | 1984-88, 1990 |
| PARKS, Nate | Stanford | G-T | 1999-00 |
| PARRELLA, John | Nebraska | DT | 2002-04 |
| PASTORINI, Dan | Santa Clara | QB | 1980 |
| PATTEN, Joel | Duke | T | 1991 |
| PATTERSON, Elvis | Kansas | DB | 1990-93 |
| PATTISON, Mark | Washington | WR | 1986 |
| PEAR, Dave | Washington | DT | 1979-80 |
| PEARS, Erik | Colorado State | G-T | 2009 |
| PEAT, Todd | Northern Illinois | G | 1990, 1992-93 |
| PEETE, Rodney | Southern California | QB | 2000-01 |
| PERRY, Gerald | Southern | T | 1993-95 |
| PERRY, Mario | Mississippi | TE | 1987 |
| PERRYMAN, Raymond | Northern Arizona | DB | 2001 |
| PETERS, Volney | Southern California | DT | 1961 |
| PETERSON, Calvin | UCLA | LB | 1982 |
| PHILLIPS, Charles | Southern California | DB | 1975-80 |
| PHILLIPS, Irvin | Arkansas Tech | DB | 1983 |
| PHILLIPS, Jess | Michigan State | RB | 1975 |
| PHILYAW, Charles | Texas Southern | DE | 1976-79 |
| PICKEL, Bill | Rutgers | DT-DE | 1983-90 |
| PICKENS, Bruce | Nebraska | DB | 1995 |
| PIERSON, Shurron | South Florida | LB | 2003 |
| PITTS, Frank | Southern | WR | 1974 |
| PLUNKETT, Jim | Stanford | QB | 1978-86 |

| | | | |
|-----------------|-------------------|----|---------|
| POOLE, Tyrone | Fort Valley State | CB | 2006 |
| POPE, Marquez | Fresno State | DB | 2000-01 |
| PORTER, Jerry | West Virginia | WR | 2000-07 |
| PORTER, Kerry | Washington State | RB | 1989 |
| POWELL, Art | San Jose State | WR | 1963-66 |
| POWELL, Charlie | None | DE | 1960-61 |
| POWERS, Warren | Nebraska | DB | 1963-68 |
| PREBOLA, Gene | Boston University | TE | 1960 |
| PRICE, Dennis | UCLA | DB | 1988-89 |
| PRIOR, Anthony | Washington State | DB | 1998 |
| PROUT, Bob | Knox College | DB | 1974 |
| PRUITT, Greg | Oklahoma | RB | 1982-84 |
| PYLE, Palmer | Michigan State | G | 1966 |
| PYLES, David | Miami (Ohio) | T | 1987 |

—Q—

| | | | |
|-------------|--------------|-------|---------|
| QUEEN, Jeff | Morgan State | RB-TE | 1972-73 |
|-------------|--------------|-------|---------|

—R—

| | | | |
|---------------------|--------------------------|-------|---------------|
| RAE, Mike | Southern California | QB | 1976-78 |
| RAMSEY, Derrick | Kentucky | TE | 1978-83 |
| RANKIN, Louis | Washington | RB | 2008-09 |
| RATHMAN, Tom | Nebraska | RB | 1994 |
| RAY, Marcus | Michigan | DB | 1999 |
| REDMOND, J.R. | Arizona State | RB | 2003-04 |
| REECE, Marcel | Washington | RB | 2008-10 |
| REESE, Archie | Clemson | DT | 1982-83 |
| REGENT, Shawn | Boston College | C | 1987 |
| REINFELDT, Mike | Wisconsin, Milwaukee | DB | 1976 |
| REYNOLDS, Billy | Pittsburgh | QB | 1960 |
| REYNOLDS, M.C. | Louisiana State | QB | 1962 |
| RHODES, Dominic | Midwestern State | RB | 2007 |
| RICE, Floyd | Alcorn A&M | LB | 1976-77 |
| RICE, Harold | Tennessee State | DE | 1971 |
| RICE, Jerry | Mississippi Valley State | WR | 2001-04 |
| RICE, Ken | Auburn | T | 1964-65 |
| RICH, Randy | New Mexico | DB | 1978 |
| RICHARDSON, Jay | Ohio State | DE | 2007-09 |
| RIDDICK, Louis | Pittsburgh | DB | 1998 |
| RIDDLE, Ryan | California | LB | 2005 |
| RIDLEHUBER, Preston | Georgia | RB | 1968 |
| RIEHM, Chris | Ohio State | G | 1986-88 |
| RIEVES, Charles | Houston | LB | 1962-63 |
| RISON, Andre | Michigan State | WR | 2000 |
| RITCHIE, Jon | Stanford | RB | 1998-02 |
| RIVERA, Hank | Oregon State | DB | 1962 |
| RIVERS, David | Western Carolina | QB | 2004 |
| ROBBINS, Austin | North Carolina | DT | 1994-95, 2000 |
| ROBBINS, Barret | Texas Christian | C | 1995-03 |
| ROBERSON, Bo | Cornell | WR | 1962-65 |
| ROBERTS, Cliff | Illinois | DT | 1961 |
| ROBINSON, Greg | Northeast Louisiana | RB | 1993-94 |
| ROBINSON, Jerry | UCLA | LB | 1985-91 |
| ROBINSON, Johnny | Louisiana Tech | DT-DE | 1981-83 |
| ROBISKIE, Terry | Louisiana State | RB | 1977-79 |
| RODERICK, John | Southern Methodist | WR | 1968 |
| RODRIGUEZ, Mike | Alabama | DT | 1987 |
| ROEDEL, Herb | Marquette | G | 1961 |
| ROMANO, Jim | Penn State | C | 1982-84 |
| ROMANOWSKI, Bill | Boston College | LB | 2002-03 |
| ROSENSTEIL, Bob | Eastern Illinois | TE | 1997 |
| ROTHER, Tim | Nebraska | T-DT | 1989-90 |
| ROUTT, Stanford | Houston | DB | 2005-10 |
| ROWE, Dave | Penn State | DT | 1975-78 |
| RUBKE, Karl | Southern California | DE | 1968 |
| RUSSELL, Booker | Southwest Texas State | RB | 1978-79 |
| RUSSELL, Darrell | Southern California | DT-DE | 1997-01 |
| RUSSELL, Gary | Minnesota | RB | 2009 |
| RUSSELL, JaMarcus | LSU | QB | 2007-09 |

—S—

| | | | |
|----------------|-----------------------|----|---------|
| SABAL, Ron | Purdue | T | 1960-61 |
| SANDS, Terrell | Tennessee Chattanooga | DT | 2003-08 |

| | | | |
|--------------------|------------------------|-------|---------------|
| SANTIAGO, O.J. | Kent State | TE | 2003 |
| SAPP, Warren | Miami (Fla.) | DT | 2004-07 |
| SATELE, Samson | Hawaii | C | 2009-10 |
| SCHILENS, Chaz | San Diego State | WR | 2008-10 |
| SCHMAUTZ, Ray | San Diego State | LB | 1966 |
| SCHROEDER, Jay | UCLA | QB | 1988-92 |
| SCHUH, Harry | Memphis State | T | 1965-70 |
| SCHWEIGERT, Stuart | Purdue | DB | 2004-07 |
| SCOTT, Carey | Kentucky State | DB | 2002-03 |
| SCOTT, Trevor | Buffalo | DE-LB | 2008-10 |
| SEALE, Sam | Western State (Col.) | WR-DB | 1984-87, 1992 |
| SEILER, Paul | Notre Dame | T | 1971-73 |
| SEYMOUR, Richard | Georgia | DE-DT | 2009-10 |
| SHABAZZ, Sideeq | New Mexico State | DB | 2003 |
| SHAUGHNESSY, Matt | Wisconsin | DE | 2009-10 |
| SHAW, Glenn | Kentucky | RB | 1963-64 |
| SHAW, Terrance | Stephen F. Austin | DB | 2002-03 |
| SHEDD, Kenny | Northern Iowa | WR | 1996-99 |
| SHELL, Art | Maryland State | T | 1968-82 |
| SHERMAN, Rod | Southern California | WR | 1967, 1969-71 |
| SHIPP, Jackie | Oklahoma | LB | 1989 |
| SHIRKEY, George | Stephen F. Austin | DT | 1962 |
| SIANI, Mike | Villanova | WR | 1972-77 |
| SIMPSON, Jack | Mississippi | LB | 1962-64 |
| SIMPSON, Willie | San Francisco State | RB | 1962 |
| SIMS, Barry | Utah | G-T | 1999-07 |
| SISTRUNK, Otis | None | DE-DT | 1972-79 |
| SKREPENAK, Greg | Michigan | T | 1992-95 |
| SLAUGHTER, Chad | Alcorn State | T | 2002-06 |
| SLIGH, Richard | North Carolina College | T | 1967 |
| SLOUGH, Greg | Southern California | LB | 1971-72 |
| SMITH, Anthony | Arizona | DE | 1991-97 |
| SMITH, Bubba | Michigan State | DE | 1973-74 |
| SMITH, Charles | Utah | RB | 1968-74 |
| SMITH, Hal | UCLA | DT | 1961 |
| SMITH, James | Compton J.C. | RB | 1960 |
| SMITH, Jim | Michigan | WR | 1985 |
| SMITH, Jimmy | Elon | RB | 1984 |
| SMITH, Kenny | Alabama | DT | 2005 |
| SMITH, Kevin | UCLA | TE | 1992-94 |
| SMITH, Ron | Wisconsin | DB | 1974 |
| SMITH, Steve | Penn State | RB | 1987-93 |
| SMITH, Travian | Oklahoma | LB | 1998-04 |
| SMITH, Willie | Michigan | RB | 1961 |
| SOMMER, Mike | George Washington | RB | 1963 |
| SPENCER, Ollie | Kansas | G | 1963 |
| SPIVEY, Mike | Colorado | DB | 1980 |
| SQUIREK, Jack | Illinois | LB | 1982-85 |
| STABLER, Ken | Alabama | QB | 1970-79 |
| STALLS, Dave | Northern Colorado | DT | 1983, 1985 |
| STARKS, Duane | Miami | CB | 2006-07 |
| STEINFORT, Fred | Boston College | K | 1976 |
| STEMKE, Kevin | Wisconsin | P | 2002 |
| STEPHENS, Rich | Tulsa | G-T | 1992-96 |
| STEWART, Joe | Missouri | WR | 1978-79 |
| STEWART, Tony | Penn State | TE | 2007-09 |
| STINCHCOMB, Matt | Georgia | T | 1999-03 |
| STOKES, Barry | Eastern Michigan | T | 1999 |
| STONE, Jack | Oregon | T | 1961-62 |
| STONE, John | Wake Forest | WR | 2004 |
| STONE, Ron | Boston College | G | 2004-05 |
| STRACHAN, Steve | Boston College | RB | 1985-89 |
| STREIGEL, Bill | Pacific | LB | 1960 |
| STRONG, Darrell | Pittsburgh | TE | 2008 |
| STUBBLEFIELD, Dana | Kansas | DT | 2003 |
| SVIHUS, Bob | Southern California | T | 1965-70 |
| SWEENEY, Steve | California | WR | 1973 |
| SWILLING, Pat | Georgia Tech | DE | 1995-96, 1998 |
| SWORD, Sam | Michigan | LB | 1999 |

SYLVESTER, Steve Notre Dame C-G-T 1975-83

—T—

| | | | |
|---------------------|---------------------|-------|---------------|
| TALLEY, Stan | Texas Christian | K | 1987 |
| TATUM, Jack | Ohio State | DB | 1971-79 |
| TAUTOLO, John | UCLA | T | 1987 |
| TAVES, Josh | Northeastern | DE | 2000-01 |
| TAYLOR, Billy | Texas Tech. | RB | 1982 |
| TAYLOR, Malcolm | Tennessee State | DT | 1987-88 |
| TAYLOR, Travis | Florida | WR | 2007 |
| TEAL, Willie | Louisiana State | DB | 1987 |
| TERESA, Tony | San Jose State | RB | 1960 |
| TERRELL, David | Texas-El Paso | DB | 2004 |
| THOMAS, Robert | UCLA | LB | 2006-08 |
| THOMAS, Skip | Southern California | DB | 1972-77 |
| THOMAS, William | Texas A&M | LB | 2000-01 |
| THOMS, Art | Syracuse | DT | 1969-76 |
| TILLMON, Tony | Texas | DB | 1987 |
| TODD, Larry | Arizona State | RB | 1965-70 |
| TONGUE, Reggie | Oregon State | S | 2005 |
| TOOMAY, Pat | Vanderbilt | DE | 1977-79 |
| TORAN, Stacey | Notre Dame | DB | 1984-88 |
| TOWNSEND, Greg | Texas Christian | DE-LB | 1983-93, 1997 |
| TRAPP, James | Clemson | DB | 1993-97 |
| TRASK, Orville | Rice | DT | 1962 |
| TREU, Adam | Nebraska | C-G-T | 1997-06 |
| TRUAX, Dalton | Tulane | DT | 1960 |
| TRUITT, Olanda | Mississippi State | WR | 1996-97 |
| TUIASOSOLO, Marques | Washington | QB | 2001-06, 2008 |
| TUIELE, Maugaula | Colorado State | LB | 2004 |
| TURK, Dan | Wisconsin | C | 1989-96 |
| TURNER, Eric | UCLA | DB | 1997-99 |
| TYSON, Richard | Tulsa | G | 1966 |

—U—

| | | | |
|----------------|------------|----|---------|
| UPSHAW, Gene | Texas A&I | G | 1967-81 |
| UPSHAW, Regan | California | DE | 2000-02 |
| URENDA, Herman | Pacific | WR | 1963 |

—V—

| | | | |
|-------------------|----------------------|-------|---------|
| VALDEZ, Vernon | San Diego University | DB | 1962 |
| VAN DIVIER, Randy | Washington | G | 1982 |
| van EEGHEN, Mark | Colgate | RB | 1974-81 |
| VANN, Norwood | East Carolina | LB | 1988 |
| VAN PELT, Brad | Michigan State | LB | 1984-85 |
| VAUGHAN, Ruben | Colorado | DT-DE | 1982 |
| VELDHEER, Jared | Hillsdale | T-C | 2010 |
| VELLA, John | Southern California | G-T | 1972-79 |
| VILLAPIANO, Phil | Bowling Green | LB | 1971-79 |
| VOIGHT, Bob | Los Angeles State | DE | 1961 |

—W—

| | | | |
|--------------------|---------------------|-------|------------------|
| WADDELL, Michael | North Carolina | DB | 2008 |
| WADE, John | Marshall | C | 2008 |
| WAKEFIELD, Fred | Illinois | OL-DL | 2008 |
| WALKER, Denard | LSU | DB | 2004-05 |
| WALKER, Derrick | Michigan | TE | 1999 |
| WALKER, Fulton | West Virginia | DB | 1985-86 |
| WALKER, Javon | Florida State | WR | 2008-09 |
| WALKER, Langston | California | T-G | 2002-06, 2009-10 |
| WALKER, Marquis | Southern Missouri | DB | 1998-99 |
| WALLACE, Aaron | Texas A&M | LB-DE | 1990-95, 1997-98 |
| WALTER, Andrew | Arizona State | QB | 2005-08 |
| WAND, Seth | N.W. Missouri State | T | 2007-08 |
| WARD, B.J. | Florida State | DB | 2007 |
| WARE, Jeremy | Michigan State | DB | 2010 |
| WARE, Tim | Southern California | WR | 1989 |
| WARREN, Gerard | Florida | DT | 2007-09 |
| WARREN, Jimmy | Illinois | DB | 1970-74, 1977 |
| WARZEKA, Ron | Montana State | DE | 1960 |
| WASHINGTON, Fabian | Nebraska | CB | 2005-07 |
| WASHINGTON, Lionel | Tulane | DB | 1987-94, 1997 |
| WASHINGTON, Ronnie | Northeast Louisiana | LB | 1987 |
| WASHINGTON, Ted | Louisville | DT | 2004-05 |

| | | | |
|---------------------|----------------------|-------|---------------|
| WATKINS, Todd | BYU | WR | 2008-09 |
| WATTS, Robert | Boston College | LB | 1978 |
| WATTS, Ted | Texas Tech. | DB | 1981-84 |
| WAYMER, Dave | Notre Dame | DB | 1992 |
| WEATHERS, Carl | San Diego State | LB | 1970-71 |
| WEAVER, Gary | Fresno State | LB | 1973-74 |
| WELLS, Warren | Texas Southern | WR | 1967-70 |
| WESTBROOKS, Greg | Colorado | LB | 1978-81 |
| WHEATLEY, Tyrone | Michigan | RB | 1999-03 |
| WHEELER, Dwight | Tennessee State | C-T | 1984, 1987-88 |
| WHEELER, Ron | Washington | TE | 1987 |
| WHITE, Alberto | Texas Southern | DE | 1994 |
| WHITE, Eugene | Florida A&M | RB | 1962 |
| WHITLEY, Curtis | Clemson | C-G | 1997 |
| WHITTAKER, Scott | Kansas | C-T | 1997 |
| WHITTED, Alvis | North Carolina State | WR | 2002-06 |
| WHITTINGTON, Arthur | Southern Methodist | RB | 1978-81 |
| WILKERSON, Bruce | Tennessee | G-T | 1987-94, 1998 |
| WILLIAMS, Brock | Notre Dame | DB | 2004 |
| WILLIAMS, David | Illinois | WR | 1987 |
| WILLIAMS, Demise | Oklahoma State | DB | 1987 |
| WILLIAMS, Dokie | UCLA | WR | 1983-87 |
| WILLIAMS, Harvey | Louisiana State | RB-TE | 1994-98 |
| WILLIAMS, Henry | San Diego State | DB | 1979 |
| WILLIAMS, Howie | Howard | DB | 1964-69 |
| WILLIAMS, Jamie | Nebraska | TE | 1994 |
| WILLIAMS, Jermaine | Houston | RB | 1998-99 |
| WILLIAMS, K.D. | Henderson State | LB | 1999 |
| WILLIAMS, Marcus | Washington State | TE | 2002 |
| WILLIAMS, Mike | Southern California | WR | 2007 |
| WILLIAMS, Randal | New Hampshire | TE | 2005-06 |
| WILLIAMS, Ricky | Langston | DB | 1985, 1987 |
| WILLIAMS, Rodney | Arizona | WR | 1998-99 |
| WILLIAMS, Roland | Syracuse | TE | 2001-02, 2004 |
| WILLIAMS, Sam | Fresno State | LB | 2003-10 |
| WILLIAMS, Willie | Grambling | DB | 1966 |
| WILLIAMSON, Fred | Northwestern | DB | 1961-64 |
| WILLIAMSON, J.R. | Louisiana Tech | LB | 1964-67 |
| WILLIS, Chester | Auburn | RB | 1981-84 |
| WILLIS, Mitch | Southern Methodist | DT | 1985-88 |
| WILSON, Gibril | Tennessee | DB | 2008 |
| WILSON, Marc | Brigham Young | QB | 1980-87 |
| WILSON, Marcus | Virginia | RB | 1991 |
| WILSON, Mark | California | T | 2007-08 |
| WILSON, Nemiah | Grambling | DB | 1968-74 |
| WILSON, Otis | Louisville | LB | 1989 |
| WILSON, Wade | East Texas State | QB | 1998-99 |
| WIMBLEY, Kamerion | Florida State | LB | 2010 |
| WINANS, Jeff | Southern California | G-DT | 1976 |
| WISE, Mike | California-Davis | DE | 1986-90 |
| WISNIEWSKI, Steve | Penn State | G | 1989-01 |
| WOLFF, Scott | Mt. Union | QB | 1987 |
| WONG, Joe | Brigham Young | G-T | 2003 |
| WOOD, Dick | Auburn | QB | 1965 |
| WOODEN, Terry | Syracuse | LB | 1998 |
| WOODS, Chris | Auburn | WR | 1987-88 |
| WOODSON, Charles | Michigan | DB | 1998-05 |
| WOODSON, Rod | Purdue | DB | 2002-03 |
| WRIGHT, Alexander | Auburn | WR | 1992-94 |
| WRIGHT, Steve | Northern Iowa | T | 1987-93 |
| WYATT, Alvin | Bethune-Cookman | DB | 1970 |

—Y—

| | | | |
|--------------|-----------|---|---------|
| YOUSO, Frank | Minnesota | T | 1963-65 |
|--------------|-----------|---|---------|

—Z—

| | | | |
|---------------|---------------|----|------|
| ZECHER, Rich | Utah State | T | 1965 |
| ZEREOUE, Amos | West Virginia | RB | 2004 |
| ZOGG, John | Boise State | G | 1987 |

RAIDERS ALL-TIME DRAFTS

1960

(First selections)

Jim Andreotti, C, Northwestern
 Maxie Baughan, C, Georgia Tech
 George Blanch, HB, Texas
 Cloyd Boyette, T-G, Texas
 Willie Boykin, T, Michigan
 Carmen Cavalli, E, Richmond
 Jim Chastain, T-G, Michigan State
 Fran Curci, QB, Miami
 Carroll Dale, E, Virginia Tech
 Purcell Daniels, FB, Pepperdine
 Don Deskin, T, Michigan
 Leon Dumbrowski, T-G, Delaware
 Ken Fitch, T, Kansas
 Dale Hackbart, QB, Wisconsin
 Abner Haynes, HB, No. Texas St.
 Vin Hogan, HB, Boston College
 Bob Jarus, HB, Purdue
 Earl Kohlhaas, G, Penn State
 Bobby Lackey, QB, Texas
 Neil MacLean, FB, Wake Forest
 Larry Muff, E, Benedictine
 Don Norton, E, Iowa
 Jim O'Brien, T, Boston College
 Jim Otto, C, Miami
 Chuck Pollard, E, Rice
 Billy Roland, G, Georgia
 Ray Smith, FB, UCLA
 Wade Smith, HB, North Carolina
 Jerry Stalcup, G, Wisconsin
 John Wilcox, T, Oregon
 Al Witcher, E, Baylor
 Silas Woods, HB, Marquette
 Mike Wright, T, Minnesota

(Second selections)

C.J. Alexander, HB, Southeastern
 Pervis Atkins, HB, New Mexico St.
 Al Bansavage, T-G, USC
 Walter Beach, HB, Central Michigan
 Johnny Brewer, E, Mississippi
 Don Edington, E, Florida
 Howard Evans, C, Houston
 Fred Hageman, C, Kansas
 Bill Herron, E, Georgia
 Bob Hogue, T-G, Shepherd
 Gerald Lambert, T-G, Texas A&I
 Sam McCord, QB, East Texas St.
 Rich Mostardo, HB, Kent State
 Bob Parker, T-G, East Texas State
 Tony Polychronis, T-G, Utah
 Dan Sheehan, T-G, Tenn.-Chattanooga
 Howard Turley, E, Louisville
 Jim Williams, T-G, North Carolina
 Jim Woodward, T-G, Lamar

1961

1 Joe Rutgens, T, Illinois
 2 George Fleming, HB, Washington
 3 Myron Pottios, G, Notre Dame
 4 Elbert Kimbrough, E, Northwestern
 5 Dick Norman, QB, Stanford
 6 Bobby Crespino, HB, Mississippi

7 Ray Purdin, HB, Northwestern
 8 Tom Watkins, HB, Iowa State
 9 Lowndes Shingler, QB, Clemson
 10 Ken Peterson, T, Utah
 11 Dave Mayberry, FB, Utah State
 12 Bob Schmitz, G, Montana State
 13 Gerald Burch, E, Georgia Tech
 14 Clark Miller, T, Utah State
 15 Bob Coolbaugh, E, Richmond
 16 Chuck Lamson, HB, Wyoming
 17 Joe Novsek, T, Tulsa
 18 Joe Krakoski, HB, Illinois
 19 Charles Fuller, HB, San Francisco St.
 20 Preston Fuller, FB, Grambling
 21 Mike Jones, QB, San Jose State
 22 Blayne Jones, G, Idaho State
 23 Roger Fisher, C, Utah State
 24 Jack Novak, G, Miami
 25 Paul Yanke, E, Northwestern
 26 Dean Hinshaw, T, Stanford
 27 Clair Appledoom, E, San Jose St.
 28 Dave Grosz, QB, Oregon
 29 Ed Morris, T, Indiana
 30 Bill Face, HB, Stanford

1962

1 Roman Gabriel, QB, No. Carolina St
 3 Ed Pine, C, Utah
 4 John Myers, T, Washington
 5 Joe Hernandez, HB, Arizona
 6 Dan Birdwell, C, Houston
 7 Jim Norris, T, Houston
 8 Ferrell Yarbrough, E, Northwestern
 9 Jim Dillard, HB, Oklahoma State
 10 Henry Rivera, HB, Oregon State
 12 Jim Skaggs, G, Washington
 12 Oscar Donahue, E, San Jose State
 13 George Pierovich, FB, California
 15 Floyd Dean, E, Florida
 16 Pat Russ, T, Purdue
 17 Larry Ferguson, HB, Iowa
 18 Jim Vollenweider, FB, Miami
 19 Dennis Spurlock, QB, Whitworth
 19 Kent Horne, T, BYU
 20 John Sutro, G, San Jose State
 21 Bill Tunnicliff, FB, Michigan
 22 Jim Cadile, E, San Jose State
 23 Elvin Basham, G, Kansas
 24 Mickey Bruce, G, Oregon
 25 Tom Cagaanan, HB, Utah State
 26 Fred Miller, T, LSU
 27 Keith Luhnov, FB, Santa Ana J.C.
 28 Marv Marinovich, T, USC
 29 Leon Donahue, E, San Jose State
 30 Pete Nicklas, T, Baylor
 31 Bob Elliot, FB, North Carolina
 32 Eugene White, HB, Florida A&M
 34 Bill Worrell, T, Georgia

1963

- 6 Butch Wilson, HB, Alabama
- 7 Dave Costa, T, Utah
- 8 Roger Locke, E, Arizona State
- 9 Jerry Logan, HB, West Texas State
- 10 Ray Schoenke, G, SMU
- 12 Walt Burdin, LB, McNeese State
- 12 Doyle Branson, HB, So. Oregon
- 13 Darnell Haney, E, Utah State
- 13 Drew Roberts, E, Humboldt State
- 15 Vern Burke, E, Oregon
- 16 Jim Moss, HB, West Virginia
- 17 John Murio, HB, Whitworth
- 18 Terry Dillon, HB, Montana
- 18 George Hogan, G, Texas A&M
- 19 Tony Fiorentino, G, UCLA
- 20 Rex Mirich, T, Arizona State
- 21 Neal Petties, HB, San Diego State
- 22 Hugh Campbell, E, Washington St.
- 23 Jon Anabo, QB, Fresno State
- 24 Dick Peters, T, Whittier
- 25 Bill McFarland, FB, Oklahoma St.
- 26 Dennis Claridge, QB, Nebraska
- 27 Dick Skelly, HB, Florida
- 28 Larry Campbell, FB, Utah State
- 29 Dick Anderson, E, Penn State

1964

- 1 Tony Lorick, HB, Arizona State
- 2 Dan Conners, T, Miami
- 3 George Bednar, T, Notre Dame
- 4 Bill Budness, LB, Boston University
- 5 Don Green, DB, Susquehanna
- 7 John Sapinsky, T, William & Mary
- 8 Vince Petno, DB, Citadel
- 9 John Williamson, G, Louisiana Tech
- 9 Herschel Turner, T, Kentucky
- 10 Mel Renfro, HB, Oregon
- 11 Larry Rakestraw, QB, Georgia
- 12 Billy Lothridge, QB, Georgia Tech
- 13 Mickey Babb, E, Georgia
- 14 Fred Polser, G, East Texas State
- 15 Mike Geirs, T, USC
- 16 Ron Wilkening, HB, No. Dakota St.
- 17 Fred Lewis, HB, Massachusetts
- 18 Ron Calcagno, QB, Santa Clara
- 19 Tom Michel, FB, East Carolina
- 20 Ed Beard, T, Tennessee
- 21 Carleton Oats, E, Florida A&M
- 22 Jim Long, FB, Fresno State
- 23 Bill Curry, C, Georgia Tech
- 24 Kent Francisco, T, UCLA
- 25 Terry Sieg, HB, Virginia
- 26 Gordon Guest, QB, Arkansas

1965

- 1 Harry Schuh, T, Memphis State
- 2 Fred Biletnikoff, WR, Florida State
- 3 Bob Svihus, T, USC
- 4 Gus Otto, LB, Missouri
- 9 Rich Zecher, T, Utah State
- 10 Craig Morton, QB, California
- 11 Bill Minor, LB, Illinois
- 13 Wally Mahle, DB, Syracuse
- 14 Loren Hawley, DB, California
- 15 Bill Cronin, DE, Boston College
- 16 Fred Hill, E, USC

- 17 Gary Porterfield, E, Tulsa
- 18 John Dugan, T, Holy Cross
- 19 Frank McClendon, T, Alabama
- 20 Bo Scott, HB, Ohio State

1965 REDSHIRT

- 1 Larry Todd, HB, Arizona State
- 2 Jim Harvey, T, Mississippi
- 3 Stave Mass, T, Detroit
- 4 Mickey Cox, T, LSU
- 5 Bob Taylor, G, Cincinnati
- 6 Gregg Kent, T, Utah
- 7 John Carroll, T, Texas
- 8 Henry Pinkett, HB, Baylor
- 9 Frank Pennie, T, Florida State
- 10 Brent Berry, T, San Jose State
- 11 Tom Longo, DB, Notre Dame
- 12 Dennis Duncan, HB, Louisiana College

1966

- 1 Rodger Bird, DB, Kentucky
- 2 Butch Allison, T, Missouri
- 3 Tom Mitchell, E, Bucknell
- 4 Richard Tyson, G, Tulsa
- 5 Pete Banaszak, HB, Miami
- 7 Franklin McRae, T, Tennessee St.
- 9 Clifton Kinney, LB, San Diego State
- 10 Tony Jeter, E, Nebraska
- 11 Joe Labruzzo, HB, LSU
- 12 Wayne Foster, T, Washington State
- 13 John Niland, G, Iowa
- 14 Mike Johnson, HB, Kansas
- 15 Steve Renko, FB, Kansas
- 16 Craig Ritchey, DB, Stanford
- 17 Ted Holman, DB, Syracuse
- 18 Art Robinson, E, Florida A&M
- 19 Jack Shinholser, LB, Florida State
- 20 Steve Bowman, FB, Alabama

1966 REDSHIRT

- 1 Rod Sherman, HB, USC
- 2 Tom Cichowski, T, Maryland
- 3 Ron Parson, E, Austin Peay
- 4 John Crumbacher, T, Tennessee
- 5 George Patton, T, Georgia
- 6 Dan Archer, T, Oregon
- 7 Bill Thomas, HB, Oklahoma
- 8 Ray Schmutz, LB, San Diego St.
- 9 Mel Tom, LB, San Jose State
- 10 Joe O'Brien, FB, Texas-Arlington
- 11 Mike Brundage, QB, Oregon

1967

- 1 Gene Upshaw, G, Texas A&I
- 3 Bill Fairband, LB, Colorado
- 4 James Roy Jackson, E, Oklahoma
- 5 Gerald Wakefield, HB, Mississippi
- 5 Mike Hibler, LB, Stanford
- 6 Rick Egloff, QB, Wyoming
- 7 Ron Lewellen, DT, Tennessee-Martin
- 8 Estes Banks, RB, Colorado
- 9 Mark Devilling, LB, Muskingum
- 10 Richard Sligh, T, No. Carolina Central
- 11 Dwayne Benson, LB, Hamline
- 12 Bob Kruse, T, Wayne State
- 13 Len Kleinpeter, E, SW Louisiana
- 14 Casey Boyett, E, BYU
- 15 Ben Woodson, HB, Utah
- 16 Don Bruce, G, Virginia Tech
- 17 Mike Cullin, DE, Slippery Rock

1968

- 1 Eldridge Dickey, QB, Tennessee St.
- 2 Ken Stabler, QB, Alabama
- 3 Art Shell, T, Maryland State
- 4 Charlie Smith, RB, Utah
- 5 John Naponic, T, Virginia
- 7 John Harper, C, Adams State
- 7 George Atkinson, DB, Morris Brown
- 9 John Eason, TE, Florida A&M
- 10 Rick Owens, DB, Pennsylvania
- 11 Marv Hubbard, FB, Colgate
- 11 Ralph Oliver, LB, San Diego State
- 12 Larry Plantz, WR, Colorado
- 13 Larry Blackstone, RB, Fairmont St.
- 14 Ray Carlson, LB, Hamline
- 15 Mike Leinert, RB, Texas Tech
- 16 David Morrison, DB, SW Texas
- 17 Steve Berry, E, Catawba

1969

- 1 Art Thoms, DL, Syracuse
- 2 George Buehler, OL, Stanford
- 3 Lloyd Edwards, TE, San Diego St.
- 4 Ruby Jackson, DL, New Mexico St.
- 6A Ken Newfield, RB, LSU
- 6B Jackie Allen, DB, Baylor
- 7 Finnis Taylor, DB, Prairie View
- 9 Drew Buie, WR, Catawba
- 11 Harold Rice, LB, Tennessee A&I
- 12 Al Goddard, DB, J.C. Smith
- 13 Dave Husted, LB, Wabash
- 14 Harold Busby, WR, UCLA
- 15 Alvin Presnell, RB, Alabama A&M
- 16 Junior Davis, LB, Alabama
- 17 Billy Austin, G, Arkansas AM&N

1970

- 1 Raymond Chester, TE, Morgan St.
- 2 Ted Koy, RB, Texas
- 3 Gerald Irons, LB, Maryland State
- 4 Tony Cline, LB, Miami
- 5 Art Laster, T, Maryland State
- 6 Alvin Wyatt, DB, Bethune-Cookman
- 7 Steve Svitak, LB, Boise State
- 8 Mike Wynn, DE, Nebraska
- 9 Ike Hill, DB, Catawba
- 10 Gordon Bosserman, T, UCLA
- 11 Emery Hicks, LB, Kansas
- 12 Jerry DeLoach, G, U.C. Davis
- 13 Don Highsmith, RB, Michigan St.
- 14 John Riley, K, Auburn
- 15 Fred Moore, DB, Washington
- 16 Tim Roth, C, South Dakota State
- 17 Eric Stolberg, WR, Indiana

1971

- 1 Jack Tatum, DB, Ohio State
- 2A Warren Koegel, C, Penn State
- 2B Phil Villapiano, LB, Bowling Green
- 4 Clarence Davis, RB, USC
- 5 Bob Moore, TE, Stanford
- 6 Greg Slough, LB, USC
- 7 Don Martin, DB, Yale
- 9 Dave Garnett, RB, Pittsburgh
- 10A Bill West, DB, Tennessee State
- 10B Tim Oesterling, DT, UCLA
- 11 James Poston, DT, South Carolina
- 12 Horace Jones, DE, Louisville

- 13 Mick Natzel, DB, Central Michigan
- 14 Tom Gipson, DT, North Texas State
- 15 Andy Giles, LB, William & Mary
- 16 Tony Stawarz, DB, Miami
- 17 Chuck Hill, WR, Sam Houston St.

1972

- 1 Mike Siani, WR, Villanova
- 2A Kelvin Korver, DT, NW Iowa
- 2B John Vella, T, USC
- 3 Mel Lunsford, DE, Central St.
- 4A Cliff Branch, WR, Colorado
- 4B Dave Dalby, C, UCLA
- 6 Dan Medlin, DT, North Carolina St.
- 7A Skip Thomas, DB, USC
- 7B Dennis Pete, DB, San Francisco St.
- 8 Jackie Brown, RB, Stanford
- 9 Dave Bigler, RB, Morningside
- 10 Phil Price, DB, Idaho State
- 11 Joe Carroll, LB, Pittsburgh
- 12 Kent Gaydos, TE, Florida State
- 13 Ted Covington, WR, San Fernando St.
- 14 Dennis Cambal, RB, William & Mary
- 15A Charles Hester, RB, Central St.
- 15B Dave Snedrud, LB, Hamline
- 16 Willie Wright, WR, No.Carolina A&T

1973

- 1 Ray Guy, P, Southern Mississippi
- 2 Monte Johnson, LB, Nebraska
- 4A Perry Smith, DB, Colorado State
- 4B Joe Wylie, WR, Oklahoma
- 5A Louis Neal, WR, Prairie View
- 5B Ron Mikalajczyk, T, Tampa
- 6 Brent Myers, T, Purdue
- 7 Gary Weaver, LB, Fresno State
- 8 Mike Rae, QB, USC
- 9 Steve Sweeney, WR, California
- 10 Leo Allen, WR, Tuskegee
- 11 Jerry List, RB, Nebraska
- 12 James Krapf, LB, Alabama
- 14 Bruce Polen, DB, William Penn
- 15 David Leffers, G, Vanderbilt
- 16 Jerry Gadlin, WR, Wyoming
- 17 Mike Ryan, C, USC

1974

- 1 Henry Lawrence, T, Florida A&M
- 2 Dave Casper, TE, Notre Dame
- 3 Mark van Eeghen, RB, Colgate
- 4 Morris Bradshaw, WR, Ohio State
- 5 Pete Wessel, DB, Northwestern
- 6 James McAlister, RB, UCLA
- 7 Rod Garcia, K, Stanford
- 9 Kenith Pope, DB, Oklahoma
- 10 Chris Arnold, DB, Virginia State
- 11 Harold Hart, RB, Texas Southern
- 12 Noe Gonzalez, RB, SW Texas St.
- 13 Mike Dennery, LB, So. Mississippi
- 14 Don Willingham, RB, Wisc.-Milwaukee
- 15 Greg Mathis, DB, Idaho State
- 16 Delario Robinson, WR, Kansas
- 17 James Morris, DT, Missouri Valley

1975

- 1 Neal Colzie, DB, Ohio State
- 2 Charles Phillips, DB, USC
- 3 Louis Carter, RB, Maryland
- 5 David Humm, QB, Nebraska

- 7 James Daniels, DB, Texas A&M
- 9 Harry Knight, QB, Richmond
- 10 Steve Sylvester, G, Notre Dame
- 12 Jack Magee, C, Boston College
- 14 Tom Doyle, DB, Yale
- 15 Paul Careathers, RB, Tennessee

1976

- 2A Charles Philyaw, DE, Texas Southern
- 2B Jeb Blount, QB, Tulsa
- 3 Rik Bonness, LB, Nebraska
- 4 Herb McMath, DE, Morningside
- 5 Fred Steinfert, K, Boston College
- 7 Clarence Chapman, WR, E. Michigan
- 8A Jerome Dove, DB, Colorado State
- 8B Terry Kunz, RB, Colorado
- 10 Dwight Lewis, DB, Purdue
- 11 Rick Jennings, RB, Maryland
- 12 Cedric Brown, DB, Kent State
- 13A Craig Crnick, DE, Idaho
- 13B Mark Young, G, Washington State
- 14 Calvin Young, RB, Fresno State
- 15 Carl Hargrave, DB, Upper Iowa
- 16 Doug Hogan, DB, USC
- 17A Buddy Tate, DB, Tulsa
- 17B Nate Beasley, RB, Delaware

1977

- 2A Mike Davis, DB, Colorado
- 2B Ted McKnight, RB, Minnesota-Duluth
- 4 Mickey Marvin, G, Tennessee
- 5A Lester Hayes, DB, Texas A&M
- 5B Jeff Barnes, LB, California
- 7 Rich Martini, WR, Cal-Davis
- 8 Terry Robiskie, RB, LSU
- 12A Rod Martin, LB, USC
- 12B Rolf Benirschke, K, Cal-Davis

1978

- 2 Dave Browning, DE, Washington
- 3A Derrick Jensen, RB, Texas-Arlington
- 3B Lindsey Mason, T, Kansas
- 4A Maurice Harvey, DB, Ball State
- 4B Joe Stewart, WR, Missouri
- 5 Derrick Ramsey, TE, Kentucky
- 6A Tom Davis, C, Nebraska
- 6B Mike Levenseller, WR, Washington St.
- 7A Arthur Whittington, RB, SMU
- 7B Earl Inmon, LB, Bethune-Cookman
- 8 Mark Nickols, LB, Colorado State
- 11A Dean Jones, WR, Fresno State
- 11B Bob Glazebrook, DB, Fresno State
- 12 Joe Conron, WR, Pacific

1979

- 2 Willie Jones, DE, Florida State
- 6A Ira Matthews, KR, Wisconsin
- 6B Henry Williams, DB, San Diego State
- 7 Jack Matia, T, Drake
- 8 Robert Hawkins, RB, Kentucky
- 9 Jim Rourke, T, Boston College
- 10 Ricky Smith, DB, Tulane
- 11 Bruce Davis, T, UCLA
- 12A Dirk Abernathy, DB, Bowling Green
- 12B Reggie Kinlaw, DT, Oklahoma

1980

- 1 Marc Wilson, QB, BYU
- 2 Matt Millen, LB, Penn State

- 5A Kenny Lewis, RB, Virginia Tech
- 5B John Adams, LB, LSU
- 5C William Bowens, LB, North Carolina
- 7 Malcolm Barnwell, WR, Virginia Union
- 8 Kenny Hill, DB, Yale
- 10 Walter Carter, DT, Florida State
- 11 Mike Massey, LB, Arkansas
- 12 Calvin Muhammad, WR, Texas Southern

1981

- 1A Ted Watts, CB, Texas Tech
- 1B Curt Marsh, T, Washington
- 2 Howie Long, DT, Villanova
- 4 Johnny Robinson, DT, Louisiana Tech
- 5 James Davis, CB, Southern
- 9 Curt Mohl, T, UCLA
- 10 Frank Hawkins, RB, Nevada-Reno
- 11 Chester Willis, RB, Auburn
- 12 Phil Nelson, TE, Delaware

1982

- 1 Marcus Allen, RB, USC
- 2A Jack Squirek, LB, Illinois
- 2B Jim Romano, C, Penn State
- 3 Vann McElroy, S, Baylor
- 4 Ed Muransky, T, Michigan
- 5 Ed Jackson, LB, Louisiana Tech
- 7 Jeff Jackson, DE, Toledo
- 10 Rich D'Amico, LB, Penn State
- 11 Willie Turner, WR, LSU
- 12 Randy Smith, WR, East Texas State

1983

- 1 Don Mosebar, T, USC
- 2 Bill Pickel, DT, Rutgers
- 3 Tony Caldwell, LB, Washington
- 4 Greg Townsend, DE, TCU
- 5 Dokie Williams, WR, UCLA
- 7 Jeff McCall, RB, Clemson
- 8 Mike Dotteret, RB, Stanford
- 9 Kent Jordan, TE, St. Mary's
- 10 Mervyn Fernandez, WR, San Jose St.
- 11 Scott Lindquist, QB, No. Arizona

1984

- 2 Sean Jones, DT, Northeastern
- 3 Joe McCall, RB, Pittsburgh
- 5 Andy Parker, TE, Utah
- 6 Stacey Toran, S, Notre Dame
- 7 Mitch Willis, DE, SMU
- 8 Sam Seale, WR, Western State
- 11 Gardner Williams, CB, St. Mary's
- 12 Randy Essington, QB, Colorado

1985

- 1 Jessie Hester, WR, Florida State
- 3A Tim Moffett, WR, Mississippi
- 3B Stefan Adams, DB, East Carolina
- 4 Jamie Kimmel, LB, Syracuse
- 5 Dan Reeder, RB, Delaware
- 6 Rusty Hilger, QB, Oklahoma State
- 7A Kevin Belcher, T, Wisconsin
- 7B Mark Pattison, WR, Washington
- 7C Bret Clark, DB, Nebraska
- 7D Nick Haden, C, Penn State
- 8 Leonard Wingate, DT, So. Carolina St.
- 9 Chris Sydnor, DB, Penn State
- 10A Reggie McKenzie, LB, Tennessee
- 10B Albert Myres, DB, Tulsa

- 11 Steve Strachan, RB, Boston College
- 12 Raymond Polk, DB, Oklahoma St.

1986

- 1 Bob Buczkowski, DE, Pittsburgh
- 3 Brad Cochran, CB, Michigan
- 4A Mike Wise, DE, U.C. Davis
- 4B Vance Mueller, RB, Occidental
- 4C Napoleon McCallum, RB, Navy
- 6 Doug Marrone, T, Syracuse
- 7 Bill Lewis, C, Nebraska
- 8 Joe Mauntel, LB, Eastern Kentucky
- 9 Zeph Lee, RB, USC
- 10 Jeff Reinke, DE, Mankato State
- 11 Randall Webster, LB, SW Oklahoma St
- 12 Larry Shephard, WR, Houston

1987

- 1 John Clay, T, Missouri
- 2 Bruce Wilkerson, T, Tennessee
- 3 Steve Smith, RB, Penn State
- 4 Steve Beuerlein, QB, Notre Dame
- 7 Bo Jackson, RB, Auburn
- 9 Scott Eccles, TE, E. New Mexico
- 10A Rob Harrison, RB, Sacramento St.
- 10B John Gesek, G, Sacramento St.
- 10C Jim Ellis, LB, Boise State
- 11A Chris McLemore, RB, Arizona
- 11B Mario Perry, TE, Mississippi

1988

- 1A Tim Brown, WR, Notre Dame
- 1B Terry McDaniel, CB, Tennessee
- 1C Scott Davis, DE, Illinois
- 4 Tim Rother, DT, Nebraska
- 5 Dennis Price, CB, UCLA
- 6 Erwin Grabisna, LB, Case W. Reserve
- 7 Derrick Crudup, DB, Oklahoma
- 8 Mike Alexander, WR, Penn State
- 9A Reggie Ware, RB, Auburn
- 9B Scott Tabor, P, California
- 10 Newt Harrell, G, West Texas State
- 11 David Weber, QB, Carroll College
- 12 Greg Kunkel, G, Kentucky

1989

- 2 Steve Wisniewski, G, Penn State
- 6A Jeff Francis, QB, Tennessee
- 6B Doug Lloyd, RB, North Dakota St.
- 8 Derrick Gainer, RB, Florida A&M
- 9 Gary Gooden, WR, Indiana
- 10 Charles Jackson, DT, Jackson St.

1990

- 1 Anthony Smith, DE, Arizona
- 2 Aaron Wallace, LB, Texas A&M
- 4 Torin Dorn, CB, North Carolina
- 6 Marcus Wilson, RB, Virginia
- 7 Garry Lewis, CB, Alcorn State
- 8 A.J. Jimerson, LB, Norfolk State
- 9 Leon Perry, RB, Oklahoma
- 11A Ron Lewis, WR, Jackson State
- 11B Myron Jones, RB, Fresno State
- 12A Major Harris, QB, West Virginia
- 12B Demetruis Davis, TE, Nevada-Reno

1991

- 1 Todd Marinovich, QB, USC
- 2 Nick Bell, RB, Iowa

- 4 Raghib Ismail, WR, Notre Dame
- 6 Nolan Harrison, DT, Indiana
- 8A Brian Jones, LB, Texas
- 8B Todd Woulard, LB, Alabama A&M
- 9 Tahaun Lewis, CB, Nebraska
- 10 Andrew Glover, TE, Grambling
- 12 Dennis Johnson, CB, Winston-Salem

1992

- 1 Chester McGlockton, DT, Clemson
- 2 Greg Skrepenak, T, Michigan
- 5 Derrick Hoskins, S, So. Mississippi
- 6 Tony Rowell, C, Florida
- 7A Curtis Cotton, S, Nebraska
- 7B Kevin Smith, RB, UCLA
- 10 Alberto White, LB, Texas Southern
- 12 Tom Roth, G, Southern Illinois

1993

- 1 Patrick Bates, S, Texas A&M
- 3A Billy Joe Hobert, QB, Washington
- 3B James Trapp, CB, Clemson
- 5 Olanda Truitt, WR, Mississippi St.
- 7 Greg Biekert, LB, Colorado
- 8 Greg Robinson, RB, NE Louisiana

1994

- 1 Rob Fredrickson, LB, Michigan St.
- 2 James Folston, DE, NE Louisiana
- 3 Calvin Jones, RB, Nebraska
- 4 Austin Robbins, DT, North Carolina
- 5 Roosevelt Patterson, G, Alabama
- 7 Rob Holmberg, LB, Penn State

1995

- 1 Napoleon Kaufman, RB, Washington
- 2 Barret Robbins, C, TCU
- 3 Joe Aska, RB, Central State
- 4 Mike Morton, LB, North Carolina
- 5A Matt Dyson, LB, Michigan
- 5B Jeff Kysar, T, Arizona State
- 6 Eli Herring, T, Brigham Young

1996

- 1 Rickey Dudley, TE, Ohio State
- 2 Lance Johnstone, DE, Temple
- 5 La'Roi Glover, DT, San Diego State
- 6 Tim Hall, RB, Robert Morris
- 7A Sedric Clark, LB, Tulsa
- 7B Darius Smith, C, Sam Houston St.
- 7C Joey Wylie, G, Stephen F. Austin

1997

- 1 Darrell Russell, DT, USC
- 3A Adam Treu, G, Nebraska
- 3B Tim Kohn, G, Iowa State
- 4 Chad Levitt, RB, Cornell
- 6A Calvin Branch, CB, Colorado St.
- 6B Grady Jackson, DT, Knoxville

1998

- 1A Charles Woodson, CB, Michigan
- 1B Mo Collins, T, Florida
- 2 Leon Bender, DT, Washington St.
- 3 Jon Ritchie, RB, Stanford
- 4 Gennaro DiNapoli, G, Virginia Tech
- 5A Jeremy Brigham, TE, Washington
- 5B Travian Smith, LB, Oklahoma
- 7A Vince Amey, DE, Arizona State
- 7B David Sanders, DE, Arkansas

1999

- 1 Matt Stinchcomb, T, Georgia
- 2 Tony Bryant, DE, Florida State
- 4 Dameane Douglas, WR, California
- 5A Eric Barton, LB, Maryland
- 5B Rod Coleman, LB, East Carolina
- 6 Daren Yancey, DT, BYU
- 7 JoJuan Armour, LB, Miami (Ohio)

2000

- 1 Sebastian Janikowski, K, Florida State
- 2 Jerry Porter, WR, West Virginia
- 4 Junior Ioane, DT, Arizona State
- 5 Shane Lechler, P, Texas A&M
- 7A Mondriel Fulcher, TE, Miami
- 7B Clifton Black, S, SW Texas State

2001

- 1 Derrick Gibson, S, Florida State
- 2 Marques Tuiasosopo, QB, Washington
- 3 DeLawrence Grant, DE, Oregon State
- 5 Raymond Perryman, S, Northern Arizona
- 6 Chris Cooper, DT, Nebraska-Omaha
- 7A Derek Combs, RB, Ohio State
- 7B Ken-Yon Rambo, WR, Ohio State

2002

- 1A Phillip Buchanon, CB, Miami (Fla.)
- 1B Napoleon Harris, LB, Northwestern
- 2A Langston Walker, OL, California
- 2B Doug Jolley, TE, Brigham Young
- 5 Kenyon Coleman, DE, UCLA
- 6A Keyon Nash, S, Albany State (Ga.)
- 6B Larry Ned, RB, San Diego State
- 7 Ronald Curry, QB, North Carolina

2003

- 1A Nnamdi Asomugha, CB, California
- 1B Tyler Brayton, DE, Colorado
- 2 Teyo Johnson, TE, Stanford
- 3A Sam Williams, DE, Fresno State
- 3B Justin Fargas, RB, USC
- 4 Shurron Pierson, DE, S. Florida
- 5 Doug Gabriel, WR, Central Florida
- 6 Dustin Rykert, T, Brigham Young
- 7A Siddeeq Shabazz, S, New Mexico State
- 7B Ryan Hoag, WR, Gustavus Adolphus

2004

- 1 Robert Gallery, T, Iowa
- 2 Jake Grove, C, Virginia Tech
- 3 Stuart Schweigert, S, Purdue
- 4 Carlos Francis, WR, Texas Tech
- 5 Johnnie Morant, WR, Syracuse
- 6A Shawn Johnson, DE, Delaware
- 6B Cody Spencer, LB, North Texas
- 7A Courtney Anderson, TE, San Jose State
- 7B Andre Sommersell, LB, Colorado State

2005

- 1 Fabian Washington, CB, Nebraska
- 2 Stanford Routt, CB, Houston
- 3A Andrew Walter, QB, Arizona State
- 3B Kirk Morrison, LB, San Diego State
- 6A Anttaj Hawthorne, DT, Wisconsin
- 6B Ryan Riddle, LB, California
- 6C Pete McMahon, T, Iowa

2006

- 1 Michael Huff, DB, Texas
- 2 Thomas Howard, LB, UTEP
- 3 Paul McQuistan, OL, Weber State
- 4 Darnell Bing, LB, USC
- 6 Kevin Boothe, OL, Cornell
- 7A Chris Morris, OL, Michigan State
- 7B Kevin McMahan, WR, Maine

2007

- 1 JaMarcus Russell, QB, LSU
- 2 Zach Miller, TE, Arizona State
- 3A Quentin Moses, DE, Georgia
- 3B Mario Henderson, T, Florida State
- 3C Johnnie Lee Higgins, WR, UTEP
- 4A Michael Bush, RB, Louisville
- 4B John Bowie, CB, Cincinnati
- 5A Jay Richardson, DE, Ohio State
- 5B Eric Frampton, S, Washington State
- 6 Oren O'Neal, RB, Arkansas State
- 7 Jonathan Holland, WR, Louisiana Tech

2008

- 1 Darren McFadden, RB, Arkansas
- 4A Tyvon Branch, DB, Connecticut
- 4B Arman Shields, WR, Richmond
- 6 Trevor Scott, DE, Buffalo
- 7 Chaz Schilens, WR, San Diego State

2009

- 1 Darrius Heyward-Bey, WR, Maryland
- 2 Mike Mitchell, S, Ohio
- 3 Matt Shaughnessy, DE, Wisconsin
- 4A Louis Murphy, WR, Florida
- 4B Slade Norris, LB, Oregon State
- 6A Stryker Sulak, DE, Missouri
- 6B Brandon Myers, TE, Iowa

2010

- 1 Rolando McClain, LB, Alabama
- 2 Lamarr Houston, DE, Texas
- 3 Jared Veldheer, T, Hillsdale
- 4A Bruce Campbell, T, Maryland
- 4B Jacoby Ford, WR, Clemson
- 5 Walter McFadden, CB, Auburn
- 6 Travis Goethel, LB, Arizona State
- 7A Jeremy Ware, CB, Michigan State
- 7B Stevie Brown, S, Michigan

2011

- 2 Stefen Wisniewski, C, Penn State
- 3A DeMarcus Van Dyke, CB, Miami
- 3B Joe Barksdale, T, LSU
- 4A Chimdi Chekwa, CB, Ohio State
- 4B Taiwan Jones, RB, Eastern Washington
- 5 Denarius Moore, WR, Tennessee
- 6 Richard Gordon, TE, Miami
- 7 David Ausberry, TE, USC

RAIDERS HISTORICAL HIGHLIGHTS

1959

August 14—First organizational meeting held under leadership of league founder Lamar Hunt. **August 22**—American Football League chosen as official name. **November 22**—First draft meeting held, with first round choices composed of: Boston—Gerhard Schwedes; Buffalo—Richie Lucas; Dallas—Don Meredith; Denver—Roger LeClerc; Houston—Billy Cannon; Los Angeles—Monty Stickles; Minneapolis—Dale Hackbart; New York—George Izo. **November 23**—Cooperative television plan adopted by AFL. **November 30**—Joe Foss named league commissioner.

1960

January 26—Lamar Hunt of the Dallas Texans named first AFL president. **January 27**—First 14-game home-and-away schedule adopted. **January 30**—Oakland group awarded former Minneapolis franchise. **February 9**—Eddie Erdelatz appointed as first head coach of Raiders. **March 3**—Special draft plan adopted to stock Oakland club. **June 9**—AFL signs five-year contract with ABC for network televising of games. **July 30**—First pre-season game held: Boston defeats Buffalo, 28-7, before 16,000 at Buffalo. **September 9**—First league game held: Denver defeats Boston, 13-10, before 21,597 at Boston. **September 11**—Raiders open at home, losing to Houston, 37-22. **December 6**—AFL establishes Player Benefit Fund.

1961

January 1—First AFL Championship game held: Houston defeats Los Angeles, 24-16, before 32,183. **January 17**—E.W. McGah named president of Raiders as partnership reorganized.

1962

January 7—First AFL All-Star Game held: West defeats East, 47-27, before 20,973 at San Diego. **June 27**—Special draft of veteran players established to assist Oakland and Denver.

1963

January 15—Al Davis named head coach and general manager of Raiders. **February 8**—Dallas Texans announce move of franchise to Kansas City, becoming the Chiefs. **March 28**—New York Titans sold to group headed by David (Sonny) Werblin. Club becomes the Jets. **May 11**—AFL allowed Oakland and New York to select players from other franchises to provide more competitive balance. **December 22**—Raiders down Houston, 52-49, to finish one game out of playoffs with 10-4-0 record, first winning season in club history.

1964

January 17—AFL owners vote to recognize AFL Players' Association, formed just three days earlier. **January 29**—AFL and NBC sign a five-year, \$36-million television contract to begin with 1965 season. **June 1**—AFL announces establishment of pension and hospitalization plans.

1965

February 1—Construction started on 54,000-seat Oakland Coliseum, completion date set for Aug. 25, 1966. **August 16**—AFL awards expansion franchise for 1966 to Miami.

1966

April 8—Al Davis, general manager and head coach of Oakland Raiders, is named second Commissioner of American Football League, succeeding Joe Foss. John Rauch hired as Raiders head coach. **June 8**—American Football League and National Football League agree to an alliance that includes common draft and Championship Game. **July 25**—Al Davis resigns as League Commissioner. Milt Woodard appointed President of the American Football League. Davis rejoins Raiders as Managing General Partner. **September 18**—Oakland Raiders open 54,000-seat Oakland-Alameda County Coliseum against Kansas City Chiefs.

1967

January 15—First World Championship Game played at Los Angeles. NFL champion Green Bay Packers pull away from AFL champion Kansas City in second half to win, 35-10. **January 21**—AFL All-Star Game held in Oakland. East posts first series win, 30-23. **March 14-15**—First AFL-NFL common draft held. **May 24**—Cincinnati awarded AFL expansion franchise. **August-**

September—First preseason games between AFL and NFL held, including Sept. 3 meeting between Oakland Raiders and San Francisco 49ers. **December 24**—Raiders finish season with 13-1 mark, best record in AFL history. **December 31**—Raiders rout Houston, 40-7, to win AFL Championship.

1968

January 14—Super Bowl II: Green Bay pulled away from AFL champions, the Oakland Raiders, to win 33-14. **November 17**—"Heidi" becomes part of sports vocabulary when final minutes of Raiders 43-32 comeback win over New York were cut off to permit television special to begin on time. Viewers were unaware that Raiders scored two late touchdowns to win. **December 22**—Raiders wallop visiting Kansas City, 41-6, to capture Western Division Playoff. **December 29**—Raiders fall to New York Jets, 27-23, in AFL Championship Game at Shea Stadium before 62,627.

1969

February 4—John Madden appointed Raiders head coach to replace John Rauch, who left to go with Buffalo Bills. **May 10**—Pro football realignment finds Cleveland Browns, Baltimore Colts and Pittsburgh Steelers moving to American League (Conference) in 1970. Colts join Boston, Buffalo, Miami and New York in one division. Browns and Steelers join Houston and Cincinnati in another and Kansas City, Denver, San Diego and Oakland remain together in third division. **June 1**—Veteran AFL player personnel director and administrator Al LoCasale named Executive Assistant for the Raiders. **June 26**—ABC acquires rights to televise NFL regular season Monday night games. **October 19**—Raiders quarterback Daryle Lamonica sets pro record with six touchdown passes in first half to direct a 50-21 win over Buffalo. **October 26**—Raiders defeat San Diego, 24-12, to equal AFL record of unbeaten games at 15. **December 13**—Raiders beat Kansas City, 10-6, in regular season finale and win record-tying third straight AFL Western Division title. **December 21**—Raiders win playoff, set club scoring mark in 56-7 win over Houston.

1970

January 4—Raiders bow to Kansas City, 17-7, in AFL Championship Game before record Oakland Coliseum crowd of 54,544. **March 16-21**—Pro football owners meet in Honolulu. Uniform rules adopted, including discarding of AFL's two-point conversion option in favor of the one-point kick, acceptance of the NFL game ball and use of players' names on the back of team jerseys. **December 12**—Raiders become first AFC club ever to capture four consecutive Western Division crowns with a 20-6 triumph over the Kansas City Chiefs. **December 27**—Raiders win third straight playoff by defeating AFC Eastern Conference runner-up Miami Dolphins, 21-14, at the Oakland Coliseum.

1971

January 3—Baltimore Colts defeat Raiders, 27-17, in American Football Conference title game at Baltimore's Memorial Stadium. **September 26**—Raiders commence nine-week unbeaten string by blanking Chargers, 34-0, in San Diego. **December 12**—Field goal with 1:34 left provides Kansas City Chiefs 16-14 victory over visiting Raiders to end Oakland string of four division titles.

1972

March 20-24—Owners move the in-bounds markers in to 23 yards, 21 inches from each sideline. Former location was 20 yards in from sideline. **December 3**—Raiders return to glory by capturing fifth AFC Western Division title in six seasons with a 21-19 victory against the Chargers in San Diego. **December 17**—Raiders boast winningest record of 1963-72 10-year period (94-36-10) with 10-3-1 finish. **December 23**—Controversial pass deflection on fourth down in final 22 seconds provides Pittsburgh with a 13-7 playoff decision over Raiders, who had taken 7-6 lead with 1:13 left to play.

1973

September 23—Largest Bay Area crowd to attend a pro game (74,121) fills California Memorial Stadium as Raiders stun Super Bowl Champion Miami, 12-7, on four George Blanda field goals. Dolphin win streak stopped at 18. **December 16**—Raiders down Denver Broncos, 21-17, to capture third consecutive AFC Western Division title and sixth in seven seasons. **December 22**—Oakland returns to AFC Championship Game with 33-14 playoff triumph against Pittsburgh. **December 30**—Miami wins third consecutive AFC title, topping Raiders, 27-10.

1974

April 25—Rule changes, culminating three years of study, are announced at NFL Owners' meeting in New York. Preseason and regular season games tied after regulation time will be allotted a single 15 minute or sudden death overtime. Goal posts moved to the end line, kickoffs are from the 35-yard line, missed field goals are returned to line of scrimmage or 20-yard line, whichever is farther from goal line; and members of a team kicking from scrimmage (punt or field goal) cannot cross line of scrimmage until ball is kicked. Offensive holding penalty, illegal use of hands and tripping infractions occurring in area of line of scrimmage and three yards beyond are reduced from 15 to 10 yards. Wide receivers blocking back toward the ball three yards from line of scrimmage cannot block below the waist. **September 22**—Raiders begin nine-game winning streak with 27-7 victory over rival Kansas City. **November 18**—Oakland captures seventh AFC Western Division title after only 10 regular season games as Kansas City topples Denver in Monday night clash following Raiders 17-10 Sunday victory over San Diego. **December 14**—Raiders complete 1974 campaign with 27-23 victory over Dallas and best won-loss record in NFL (12-2). **December 21**—Miami's fourth consecutive Super Bowl appearance bid is ended as Raiders defeat the World Champions, 28-26, at the Oakland Coliseum in AFC Playoffs. **December 29**—Pittsburgh defeats Oakland, 24-13, and advances to Super Bowl.

1975

February 7—Long Island Athletic Club selects Al Davis as NFL Executive of the Year. **March 17**—Pro football owners meet in Honolulu. Rule changes include: Penalties for having an illegal player downfield and offensive pass interference are reduced from 15 to 10 yards. **September 3**—Jim Otto, last original Raider, retires after 15 years as the Raiders' starting center. **September 22**—Raiders snap Miami's 31-game Orange Bowl winning streak with a 31-21 Monday night victory. **November 3**—Raiders become pro football's all-time winningest team since 1960 with a victory over New Orleans to up its all-time record to 129-77-11, a winning percentage of .626. **November 23**—Raiders go into overtime for the first time in history, defeating the Washington Redskins, 26-23, at 7:13 of the extra period. **November 30**—Raiders clinch eighth AFC Western Division title in past nine seasons with a 37-34 overtime victory over Atlanta. **December 21**—George Blanda's second of four extra-point kicks against Kansas City made the 26-year veteran the first player in pro football history to score 2,000 points. **December 28**—Raiders advance to AFC title game with 31-28 win over Cincinnati at home.

1976

January 4—Raiders bow 16-10 at Pittsburgh in AFC Championship Game. **March 15**—Pro football owners meet in Coronado, Calif. Rule changes adopted include: Official coin toss moved to three minutes before kickoff; two 30-second time clocks will be placed in each end zone so fans can see how long it takes offense to put ball in play. **March 30**—Tampa Bay Buccaneers and Seattle Seahawks complete their selection of veteran players in NFL Expansion draft. Raiders losing Bob Moore, Harold Hart and Louis Carter. **November 21**—Raiders clinch ninth Western Division Championship in 10 years with 26-7 win over the Eagles in Philadelphia. **December 12**—With 24-0 victory over San Diego, Raiders conclude league season with 13-1 record, the best in pro football. **December 18**—Raiders defeat New England, 24-21, in AFC Playoff to advance to Conference Championship. **December 26**—Raiders win AFC Championship with impressive 24-7 win over Pittsburgh at home.

1977

January 9—Raiders defeat the Minnesota Vikings, 32-14, in Super Bowl XI at the Rose Bowl in Pasadena before a record crowd of 103,424, plus a world-wide television audience of over 130 million. **January 10**—Over 20,000 fans turn out at the Coliseum to greet World Champions on their return to Oakland. **January 29**—Raider Head Coach John Madden named the Washington Touchdown Club's Coach of the Year. **March 5**—Al Davis, Raiders managing general partner, named NFL Executive of the Year. **March 29**—At NFL meetings in Phoenix, owners vote to go to four preseason, 16 regular season game schedule in 1978; Seattle assigned to the AFC Western Division. **June 8**—Raiders players and staff receive World Championship rings. **October 9**—Raiders down Cleveland, 26-10, to win 17th consecutive game, a record topped only seven times in NFL history. **December 11**—Raiders clinch 10th playoff appearance in 11 years with 35-13 win over Minnesota in Coliseum. **December 18**—Raiders beat Kansas City, 21-20, to become first NFL team to win 150 league games since 1960. **December 24**—Raiders defeat Colts at Baltimore, 37-31, in second overtime period to win AFC Playoff and advance to Conference Championship. At 75 minutes and 43 seconds, this game was longest in Raider history and third longest played in NFL to date.

1978

January 1—Raiders lose, 20-17, at Denver in AFC Championship Game. **March 13**—NFL owners meet in Palm Springs. Rule changes adopted include: liberalized pass protection blocking, elimination of defenders bumping eligible pass receivers more than five yards downfield and the addition of a seventh game official. **June 7**—NFL owners vote to increase active rosters to 45 players. **October 1**—Raiders record in overtime games goes to 4-0 with 25-19 fifth-quarter win over Bears in Chicago. **November 5**—John Madden becomes 13th coach in NFL history to win 100 games as Oakland wins in Kansas City, 20-10. **December 17**—Raiders beat Minnesota Vikings in Coliseum, 27-20, to wrap up 14th consecutive winning season.

1979

January 4—John Madden retires from football coaching after 12 years with Raiders — two as linebackers coach and 10 as head coach. **February 8**—Tom Flores named as head coach of the Oakland Raiders by Managing General Partner Al Davis. **March 12**—NFL owners meet in Honolulu. Rule changes adopted include: eliminating blocking below the waist on punt and kickoff returns, officials instructed to blow the play dead as soon as the quarterback is in the grasp of any tackler. Active roster for 1979 will be 45 players. **May 11**—Pete Banaszak retires after 13 seasons at running back for the Raiders. **July 1**—Cornerback Willie Brown retires after 12 seasons with Raiders and 16 seasons in the league. **July 9**—Raiders close season ticket sales at an all-time high of 51,825. **July 28**—Raiders play in Pro Football Hall of Fame Game for first time in Canton, Ohio, defeating Dallas, 20-13. **September 2**—New Head Coach Tom Flores gets his first league win as Raiders down the Rams, 24-17, at L.A. Coliseum. **October 14**—Raiders score 50 points for fifth time in team history, defeating Atlanta, 50-19. **December 3**—Raiders run Monday Night record to 13-1-1 with great comeback win against Saints in New Orleans, 42-35. **December 9**—Win over Cleveland, 19-14, earns Raiders 15th straight winning season, tying all-time NFL record set 35 years prior by Chicago. **December 16**—Raiders complete 1979 season having scored in 198 consecutive games.

1980

April 29—Raiders select BYU quarterback Marc Wilson, nation's leading passer, in first round of college player draft. **August 2**—Original Raider Jim Otto, starting center for 210 consecutive league games from 1960 through 1974, is inducted into Pro Football Hall of Fame in Canton, Ohio. **September 7**—Raiders open 21st season with 27-14 win over Chiefs in Kansas City. **December 1**—Raiders become first team in NFL history to earn 16 consecutive winning seasons. The 9-3 win over Denver runs Monday Night Football record to 16-1-1, best record in NFL. **December 21**—With a 33-17 victory over the N.Y. Giants, the Raiders concluded the league season with an 11-5 record, tied for first place in AFC West and entered the playoffs for the 11th time since 1967. Raiders now have scored in 214 consecutive league games. **December 28**—Raiders defeat Houston, 27-7, in AFC Wild Card Playoff.

1981

January 4—Raiders defeat Cleveland, 14-12, in AFC Playoff Game played in sub-zero weather to advance to Conference Championship. **January 11**—Raiders win AFC Championship against Chargers in San Diego, 34-27. **January 25**—Raiders win World Championship of Professional Football for second time in five years by downing Philadelphia Eagles, 27-10, in Super Bowl XV at the Superdome in New Orleans before a crowd of 75,500, plus a world-wide television audience of over 125 million. **March 15**—NFL owners meet in Hawaii. Rule changes adopted include prohibition against use of adhesive or slippery substances on the body, equipment or uniform of any player. **April 28**—With two first round draft choices for first time in club history, Raiders select Texas Tech defensive back Ted Watts and University of Washington offensive tackle Curt Marsh. **August 1**—Raider quarterback and place kicker George Blanda, leading scorer in both NFL and Raider history, is inducted into Pro Football Hall of Fame in Canton, Ohio. **August 2**—Raiders players and staff receive World Championship rings in ceremony at Kaiser Center. **September 20**—Raiders score in 217th consecutive game, downing Seattle, 20-10. **December 7**—Raiders down Pittsburgh, 30-27, to run Monday Night Football record to 18-1-1.

1982

April 27—Raiders select USC running back Marcus Allen, 1981 Heisman Trophy winner, in first round of draft. **May 7**—U.S. Federal District Court Jury unanimously finds for the Raiders and against the NFL on both the antitrust count and bad faith charges setting up court order to prevent Raiders from being illegally stopped from moving to Los Angeles. **August 29**—Los

Angeles Raiders play first home preseason game in the L.A. Coliseum downing the Green Bay Packers, 24-3. **September 12**—Raiders open 23rd season with 23-17 win over defending Super Bowl Champion 49ers in San Francisco. **November 22**—After 57-day strike by NFL players, season resumes and Los Angeles Raiders finally play their first home league game, overcoming a 24-point deficit to defeat the San Diego Chargers, 28-24. **December 12**—Raiders down Chiefs in final seconds in Kansas City, 21-16, to clinch 17th winning season in last 18 years and earn 200th league win in club's history. **December 18**—Raiders record first million-dollar home league game gate in NFL history while downing the Rams, 37-31.

1983

January 2—In game added to original schedule as part of strike settlement, Raiders beat Chargers in San Diego, 41-34, to finish shortened 1982 league season with a league-best 8-1-0 record. Raiders win 10th Division Championship since 1967 and enter playoffs for the 12th time. **January 8**—Raiders triumph, 27-10, over Cleveland Browns in Coliseum in first round of playoffs and record 16th postseason game win since 1967. **January 15**—Record playoff gate established as 90,688 tickets issued for Raiders Coliseum playoff game against the Jets, won by New York, 17-14. Only 651 no-shows as home crowd of 90,037 is top non-Super Bowl attendance in recent years of NFL play. **April 13**—Federal District Court jury awards Los Angeles Raiders almost \$35,000,000 in compensatory damages from NFL for anti-trust and bad faith violations. Los Angeles Memorial Coliseum awarded nearly \$15 million in damages in same decision. **April 26**—Raiders select USC offensive tackle Don Mosebar in first round of college draft. **May 5**—Raiders hold their first workouts at new Los Angeles area facility in El Segundo during off-season rookie camp. **May 19**—Raider veterans have initial opportunity to utilize team's new facilities at first mini-camp held in Los Angeles. **May 31**—50,000 watt KRLA Radio becomes the flagship station of the expanding Raider Radio Network for 1983-85. **July 15**—Raiders open 1983 training camp at El Rancho Motel complex in Santa Rosa. **July 22**—California State Superior Court upholds the Raiders move to Los Angeles by ruling against City of Oakland and for the Raiders in Eminent Domain case heard in Monterey County. Court rules City does not have the right to acquire the Raiders through condemnation. **August 6**—Raiders begin 24th season of play in preseason opener against San Francisco in the L.A. Coliseum. **September 4**—Raiders open 24th season with 20-10 victory over Bengals in Cincinnati. **September 17**—E.W. McGah, courageous Raider General Partner and the only remaining original partner, who added stability and credibility to the franchise for three decades, dies at age 84. **September 19**—With 27-14 win over Miami in Coliseum, Raiders raise Monday Night Football record to an incredible 20-2-1. **November 13**—Raiders down Bills in final seconds in Buffalo, 27-24, to clinch 18th winning season in last 19 years.

1984

January 1—Raiders triumph, 38-10, over Pittsburgh Steelers in AFC Playoff Game before AFC record playoff crowd (92,434 tickets issued). **January 8**—Raiders down Seattle Seahawks, 30-14, before largest championship game crowd in AFC history (92,335 tickets issued) to win 11th conference championship. **January 22**—Raiders win World Championship of Professional Football for third time in eight years by defeating Washington Redskins, 38-9, in Super Bowl XVIII at Tampa Stadium in Tampa, Florida before crowd of 72,290 and a world-wide radio and television audience of over 125 million. **January 24**—World Champion Raiders presented with key to City of Los Angeles in ceremony on steps of City Hall before record crowd for sports celebration. **February 28**—Federal Court of Appeals upholds unanimous jury verdict for Raiders reached earlier in Federal District Court on both the anti-trust count and the bad faith charges. **May 26**—Raiders players and staff receive World Championship rings in ceremony at Beverly Hilton Hotel. **July 16**—California State Superior Court again upholds Raiders move to Los Angeles by ruling against City of Oakland and for the Raiders in Eminent Domain case. **July 28**—Former cornerback Willie Brown becomes third Raider player inducted into Pro Football Hall of Fame in Canton, Ohio. **September 2**—Raiders open 25th anniversary season with 24-14 win over Oilers in Houston. **September 16**—Raiders down Chiefs in Kansas City, 22-20, to earn Tom Flores his 50th league win since becoming head coach in 1979. **October 28**—92,469 tickets issued for game against Denver in the Los Angeles Memorial Coliseum sets all-time Raider record. **November 5**—United States Supreme Court upholds Raider victory in antitrust case against the NFL by refusing to alter previous favorable decisions for the Raiders made by United States Federal Court of Appeals panel and United States Federal District Court jury. **November 25**—Raiders down Indianapolis Colts, 21-7, in Coliseum to clinch 19th winning season in last 20 years. **December 9**—Raiders assured of postseason playoff berth for 14th time in last 18 years. **December 10**—With 24-3 win

over Detroit in Pontiac Silverdome, Raiders raise Monday Night Football record to an unparalleled 22-3-1. **December 22**—Raiders lose, 13-7, at Seattle in AFC Wild Card Playoff Game.

1985

January 27—Eight Raiders play with victorious AFC All-Stars who down NFC, 22-14, in Pro Bowl in Honolulu. **April 9**—Raiders enter into agreement to hold preseason training camps in Oxnard. **April 30**—Raiders select Florida State wide receiver Jessie Hester in first round of college draft. **July 18**—Raiders open first Southern California preseason training camp in Oxnard. **August 3**—Raiders host first Family Day in Southern California before club record 12,000 fans at Oxnard High. **September 3**—Largest crowd in Los Angeles Chamber of Commerce sports banquet history turns out to honor Raiders prior to opening of season. **September 8**—Raiders open 26th season in Coliseum with 31-0 shutout of N.Y. Jets before largest first home crowd in team history. **September 22**—92,487 tickets issued for home game against San Francisco in the Los Angeles Memorial Coliseum sets all-time Raider ticket record and new NFL league game gate record. **November 15**—California State Court of Appeals rules in favor of the Raiders in the Eminent Domain case initiated by the City of Oakland. Court determines that Oakland's "proposed exercise of eminent domain power would violate the commerce clause of the U.S. Constitution." **December 1**—Raiders defeat Falcons, 34-24, in Atlanta to clinch 20th winning season in last 21 years. **December 15**—Raiders earn playoff berth for 15th time in last 19 years and fourth time in their four seasons in Los Angeles by downing Seattle, 13-3, in Coliseum. Win assures Raiders of 13th Western Division Championship or co-championship. **December 23**—With 16-6 win over Rams in Anaheim, Raiders raise league's best Monday night record to 24-3-1. Victory gives Tom Flores his 70th league game win in seven years as Raiders head coach.

1986

January 5—Raiders lose to New England, 27-20, in AFC Playoff Game before NFL postseason high of 89,289 in Coliseum. **February 27**—California State Supreme Court again upholds Raiders move to Los Angeles by refusing to alter previous favorable decision in State Court of Appeals for the Raiders and against City of Oakland in Eminent Domain case. **April 29**—Raiders select University of Pittsburgh defensive end Bob Buczkowski in first round of college draft. **June 11**—George Anderson, Raider head trainer since 1960, inducted into National Athletic Trainers' Association Hall of Fame. **June 30**—U.S. Supreme Court upholds Raiders move to Los Angeles by refusing to alter prior series of favorable decisions in California state courts for Raiders and against City of Oakland in Eminent Domain case. **October 12**—Raiders defeat Seattle, 14-10, to record 200th league victory against an AFC team. **November 2**—Raiders set all-time club single game record with 92,496 tickets issued for home game against Denver. **November 16**—Raiders down Cleveland, 27-14, to win 50th league game since relocation to Los Angeles in 1982.

1987

January 24—Former offensive guard Gene Upshaw becomes fourth Raider voted into Pro Football Hall of Fame, joining center Jim Otto, quarterback-kicker George Blanda and cornerback Willie Brown. **April 28**—Raiders select Missouri offensive tackle John Clay in first round of college draft. **July 22**—Raiders open new training camp headquarters at Radisson Hotel in Oxnard. **August 8**—Former Raider offensive guard Gene Upshaw inducted into Pro Football Hall of Fame in ceremony at Canton, Ohio, with presentation speech made by Raider Owner-Managing General Partner Al Davis. **September 13**—Raiders open 28th league season with 20-0 shutout victory against Packers in Green Bay. **November 30**—Raiders become first NFL team to win 250 league games since 1960 by defeating Seattle, 37-14. Win raises Raiders Monday Night Football record to league-best 25-5-1. **December 27**—Ticket count of 86,011 for Raiders home game against Chicago is tops in NFL for 1987.

1988

January 20—Tom Flores retires as Raiders head football coach after nine years and 91 wins including two World Championships. **January 30**—Former wide receiver Fred Biletnikoff becomes fifth Raider voted into Pro Football Hall of Fame. **February 29**—Mike Shanahan named as head coach of the Raiders. **April 24**—Raiders have three first round draft choices for first time in club history, select Notre Dame wide receiver Tim Brown, University of Tennessee cornerback Terry McDaniel and University of Illinois defensive end Scott Davis. **July 30**—Former Raider wide receiver Fred Biletnikoff inducted into Pro Football Hall of Fame in ceremony at Canton, Ohio with presentation speech made by Raider Owner-Managing General Partner Al Davis. **September 26**—Raiders defeat Broncos in overtime, 30-27, in Denver to run Monday Night Football record

to 26-5-1. **November 16**—Raiders agree to settlement offer for damages from City of Oakland to complete victory in Eminent Domain case that began in 1980. **December 18**—Final game loss to Seahawks in Coliseum prevents Raiders from winning AFC Western Division title and being in playoffs.

1989

January 21—Former 15-year offensive tackle Art Shell becomes sixth Raider voted into Pro Football Hall of Fame, joining teammates center Jim Otto, quarterback-kicker George Blanda, cornerback Willie Brown, guard Gene Upshaw and wide receiver Fred Biletnikoff. **March 4**—Raiders agree to settlement offer for damages from National Football League to complete Federal Anti-Trust case won by Raiders over right to relocate. **April 23**—Raiders use second round choice obtained in draft-day trade with Dallas Cowboys to select Penn State guard Steve Wisniewski as Raiders top pick in 1989 college player draft. **August 5**—Former Raider offensive tackle Art Shell inducted into Pro Football Hall of Fame in ceremony in Canton, Ohio with presentation speech made by Raider Owner-Managing General Partner Al Davis. **October 3**—Art Shell named as head coach of Raiders, replacing Mike Shanahan who was released the previous day. **October 9**—Art Shell records first win as head coach with 14-7 victory over N.Y. Jets in Giants Stadium to run Monday Night Football record to 27-6-1. **December 3**—Raiders defeat Denver Broncos, 16-13, in overtime before 90,016, largest ticket count in NFL in 1989.

1990

January 27—Ted Hendricks, who wore the Silver and Black from 1975-83, becomes seventh Raider voted into Pro Football Hall of Fame. **April 22**—Raiders select Arizona defensive end Anthony Smith in first round of college draft. **August 4**—Ted Hendricks inducted into Pro Football Hall of Fame in ceremony in Canton, Ohio, with presentation speech made by Raider Owner Al Davis. **August 5**—Raiders play New Orleans Saints in historic Wembley Stadium in London in first Raider preseason game ever in a foreign country. **September 9**—Raiders open 31st season and ninth in Los Angeles with 14-9 win over Denver Broncos in the L.A. Memorial Coliseum for the Silver and Black's 150th home league game victory. **December 10**—Win over Detroit, 38-31, in Pontiac Silverdome earns Raiders their 275th league game victory — most by any NFL team since 1960. **December 30**—Win over San Diego Chargers, 17-12, in Coliseum earns Raiders their 14th AFC Division Championship and 16th season in the playoffs.

1991

January 13—Raiders defeat Cincinnati Bengals, 20-10, to record 20th postseason victory. Coliseum ticket count of 92,488 is largest in NFL for the 1990 season. **April 21**—Raiders select University of Southern California quarterback Todd Marinovich in first round of college player draft. **May 24**—Raider Owner Al Davis presented first NFL Players Association Award of Excellence "for his contributions to the men who played the game." **August 4**—Raiders pay first visit to Japan to play preseason game against the Miami Dolphins. **September 29**—Raiders defeat San Francisco, 12-6, before 92,488 at Los Angeles Memorial Coliseum, top ticket count in NFL for 1991.

1992

January 25—Raiders Owner-Leader Al Davis voted into Pro Football Hall of Fame. **February 2**—Eight Raider players, as many as any other NFL team, play in Pro Bowl in Honolulu. **April 26**—Raiders select Clemson defensive lineman Chester McGlockton in first round of draft. **August 1**—Raiders Owner-Leader Al Davis inducted into Pro Football Hall of Fame in ceremony in Canton, Ohio, with presentation speech made by former Raiders head coach and TV analyst John Madden. **August 8**—Los Angeles Raiders begin second decade of play since relocating from Oakland on the road with preseason game against the 49ers in San Francisco.

1993

February 7—Raider cornerback Terry McDaniel, who along with defensive lineman Howie Long represented the Raiders, scoops up fumble and returns it 27 yards for touchdown to lead AFC over NFC in Pro Bowl in Honolulu. **February 17**—Renovation begins on Los Angeles Memorial Coliseum to provide more "intimate" facility for Raiders and their fans. Stadium capacity will be reduced from NFL-high 92,488 to 67,800. **April 25**—Raiders select Texas A&M safety Patrick Bates in the first round of college player draft. **September 5**—Raiders play first game in renovated Coliseum, beating Minnesota Vikings, 24-7, in 1993 NFL league season opener.

1994

January 2—In front of a sellout crowd of 67,800 at the Coliseum, the Raiders overcome a 17-point fourth quarter deficit to beat Denver, 33-30, in overtime to qualify for the playoffs for the 18th time. **January 9**—The Raiders, in front of another sellout at the Coliseum, beat Denver for the third time during the 1993 season in the AFC Wild Card Playoff, 42-24. **January 15**—The Raiders, playing in sub-zero temperatures in Buffalo, narrowly lose to the Bills, 29-23, falling one win short of the AFC Championship Game. **April 24**—The Raiders select Michigan State line-backer Rob Fredrickson in the first round of the 1994 college player draft. **July 31**—The Silver and Black travel overseas for their third American Bowl in five years to play in Barcelona, Spain against Denver. The game was played in Montjuic Stadium, the site of the opening and closing ceremonies of the 1992 Summer Olympics.

1995

February 2—Mike White becomes 10th head coach in 35-year history of the Raiders, replacing Art Shell. **April 22**—The Raiders select University of Washington running back Napoleon Kaufman in the first round of the 1995 draft. **June 23**—Letter of intent is signed between the Raiders and the Oakland Coliseum. **August 7**—Agreement is signed during ceremony held in locker room at Oakland-Alameda County Coliseum. Coliseum representatives declared a sold out stadium for 1995 and Board President George Vukasin stated that the Raiders will enjoy "sell-outs" for decades to come. **August 12**—Raiders play first home preseason game after relocating to Oakland against St. Louis Rams at Oakland-Alameda County Coliseum. **September 3**—Raiders kick off their 23rd league season in Oakland with a 1995 home opener against defending AFC Champion San Diego Chargers.

1996

March 27—Raiders announce plans to hold summer training camp in Napa, Calif. with team being housed at the Napa Marriott Hotel and practices held on the grounds of the adjacent Redwood Middle School. **April 20**—The Raiders select Ohio State tight end Rickey Dudley in the first round of the 1996 draft. **June 17**—Raiders move into Alameda facility, just one mile from the team's old training facility on Doolittle Drive. "This is the final step in a tremendous process of relocating the organization. This state-of-the-art facility will provide the Raiders organization a positive, winning environment. When completed, this facility will be the finest in all of professional sports and will provide a solid base for years to come, as the true greatness of the Raiders is in its future." **July 12**—Raiders open training camp in Napa. **July 27**—Raiders open 1996 pre-season vs. Cowboys in Dallas. **September 1**—Raiders open their 37th league season of pro football with inaugural league contest in Baltimore vs. Ravens. **September 15**—Raiders open 1996 home league schedule against Jacksonville in newly-renovated Oakland-Alameda County Coliseum.

1997

January 25—Former defensive back Mike Haynes becomes the ninth Raider voted into Pro Football Hall of Fame. **January 30**—Raiders name Joe Bugel — whose coaching career has spanned four decades — as head coach. Bugel, 56, becomes the 11th head coach in the organization's 37 years of professional football competition. Bugel is a veteran with over 30 years of coaching, including 21 in the NFL and the last two with the Silver and Black as the team's assistant head coach/offense. **February 2**—Three Raiders play in Pro Bowl in Honolulu: wide receiver Tim Brown, cornerback Terry McDaniel and defensive tackle Chester McGlockton. **March 31**—The Raiders moved up eight spots in the first round of the NFL Draft, acquiring the second overall selection in a trade with the New Orleans Saints. **April 19**—Raiders select USC defensive lineman Darrell Russell in the first round of the 1997 NFL Draft. **May 8**—The Silver and Black and Susquehanna Radio Corp. announce that Raider games will be carried on "The Ticket," 1050 AM, the Bay Area's newest all-sports radio station. **July 19**—Raiders open second year of training camp in Napa. **July 26**—Former Raider cornerback Mike Haynes inducted into Pro Football Hall of Fame in ceremony in Canton, Ohio. **August 31**—Silver and Black open their 38th league season of pro football and 25th year as Oakland Raiders with inaugural league contest vs. the Tennessee Oilers in Memphis. **September 8**—Raiders open 1997 home league schedule on Monday Night against Kansas City Chiefs at the Oakland-Alameda County Coliseum. **December 21**—Tim Brown passed Pro Football Hall of Famer Fred Biletnikoff for the top spot on the Raiders all-time receiving list after catching a 20-yard pass from Jeff George in the first quarter of Raiders-Jacksonville contest. Biletnikoff, the Raiders receivers coach, had 589 career catches. Brown also set a Raiders record for receptions in a single game against Jacksonville with 14, breaking his own record of 12 on Nov. 19, 1995 against Dallas.

1998

January 22—Jon Gruden named as head coach of the Oakland Raiders. Gruden, 34, becomes the youngest head coach employed in the NFL and the third-youngest in the history of the Silver and Black. Raiders Owner Al Davis was 33 when he was named head coach and general manager in 1963 while John Madden was 32 when he was promoted to head coach in 1969. **February 1**—Three Raiders play in Pro Bowl: wide receiver Tim Brown, defensive tackle Chester McGlockton and guard Steve Wisniewski. **April 19**—Raiders select Michigan defensive back Charles Woodson with the fourth overall pick in the 1998 draft. Woodson is the first primarily defensive player to ever win the Heisman. The Raiders made a draft day trade to acquire Tampa Bay's first round pick and select Florida tackle Mo Collins. **July 21**—Raiders open training camp in Napa. **August 8**—Raiders open 1998 preseason in Dallas vs. Cowboys. **September 6**—Raiders open league season on the road with Sunday night contest in Kansas City against Chiefs. **December 26**—Raiders play regular season finale vs. their season opening opponent, Kansas City, this time at Network Associates Coliseum.

1999

February 7—Two Raider players — second-year defensive tackle Darrell Russell and rookie cornerback Charles Woodson — play in the NFC-AFC Pro Bowl in Honolulu. **April 17**—Raiders select University of Georgia offensive lineman Matt Stinchcomb in the first round of the NFL Draft. **July 23**—Raiders open training camp in Napa, Calif. **August 7**—Raiders open 1999 preseason in St. Louis vs. Rams. Former Raider running back Eric Dickerson is inducted into Pro Football Hall of Fame in ceremony in Canton, Ohio. **September 12**—Raiders open 40th regular season in Green Bay vs. Packers.

2000

February 6—Three Raider players, quarterback Rich Gannon, defensive tackle Darrell Russell and cornerback Charles Woodson, play in the NFC-AFC Pro Bowl in Honolulu. Another Raider, Tim Brown, was voted to his eighth Pro Bowl (which ties a Raiders record) but did not play. **April 15**—Raiders select Florida State placekicker Sebastian Janikowski in the first round of the NFL Draft. **July 21**—Raiders open training camp in Napa. **July 29**—Former Raider greets Howie Long and Ronnie Lott inducted into Pro Football Hall of Fame in Canton, Ohio ceremony. **August 5**—Raiders open 2000 preseason in St. Louis vs. Super Bowl champion Rams. **September 3**—Raiders open 41st regular season at home vs. San Diego Chargers.

2001

January 6—Raiders, AFC West Champs and following a bye, defeat Miami Dolphins 27-0 in Divisional Playoff game at Network Associates Coliseum. **January 14**—Raiders host AFC Championship Game vs. Baltimore Ravens. **February 4**—Four Raider players — quarterback Rich Gannon, cornerback Charles Woodson, and offensive linemen Lincoln Kennedy and Steve Wisniewski — play for victorious AFC in Pro Bowl at Honolulu that was coached by Jon Gruden and his Raiders assistants. Gannon is also named the game's MVP. **April 21**—Raiders select Florida State defensive back Derrick Gibson in the first round of the NFL Draft. **July 20**—Raiders open training camp in Napa. **August 4**—Raiders open 2001 preseason vs. Dallas Cowboys at Network Associates Coliseum. **August 27**—Raiders face Cowboys in Monday Night American Bowl preseason contest in Mexico City. **September 9**—Raiders open 42nd regular season in Kansas City vs. Chiefs.

2002

January 12—Raiders, AFC West Champs for the second straight year, defeat New York Jets, 38-24, in Wild Card Playoff game at Network Associates Coliseum. **January 19**—Raiders lose controversial Divisional Playoff Game to New England Patriots, 16-13, in overtime. **February 9**—Five Raider players — wide receiver Tim Brown, quarterback Rich Gannon, cornerback Charles Woodson, offensive lineman Lincoln Kennedy and punter Shane Lechler — play for victorious AFC in Pro Bowl at Honolulu. Gannon is named the game's MVP for the second straight year. **March 12**—Offensive Coordinator Bill Callahan is named as the 13th head coach in Raiders history. **April 20**—Raiders select Miami defensive back Phillip Buchanon and Northwestern linebacker Napoleon Harris in the first round of the NFL Draft. **July 25**—Raiders open training camp in Napa. **August 3**—Raiders Legend Dave Casper is inducted into Pro Football Hall of Fame in ceremony at Canton, Ohio. **August 9**—Raiders open 2002 preseason against Cowboys in Dallas. **September 8**—Raiders open 43rd regular season of pro football competition against the Seattle Seahawks at Network Associates Coliseum. **September 15**—Rich Gannon sets an NFL

record for most completions in non-overtime game with 43 during 30-17 win at Pittsburgh. **September 29**—With 151 yards during 52-25 win over Tennessee, Jerry Rice becomes the NFL's all-time leader in yards from scrimmage. In same game, Rod Woodson returns interception 82 yards for score to become NFL leader for most career interception return yards. **November 11**—Rich Gannon sets NFL record for consecutive completions with 21 during 34-10 win at Denver. **November 17**—Tim Brown breaks Gene Upshaw's Raiders record for most games played in Silver and Black (217). **November 24**—Raiders reach 400-win mark in regular and postseason contests with 41-20 win over Arizona. **December 2**—Tim Brown joins Raiders teammate Jerry Rice and Cris Carter as only the third player in NFL history to catch 1,000 passes during 26-20 win over N.Y. Jets. **December 22**—Raiders clinch third straight AFC West title with 28-16 win over Denver. After connecting on 18 passes in that game, Rich Gannon sets new NFL single season completions record (404).

2003

January 19—Raiders record 25th postseason victory — most of any AFC team — in 41-24 win over Tennessee for AFC Championship before second-largest crowd (62,544) in Oakland postseason history. **January 26**—Raiders become only team in pro football history to play in Super Bowls in four different decades with appearance in Super Bowl XXXVII in San Diego. **February 2**—Four Raiders — quarterback Rich Gannon, tackle Lincoln Kennedy, wide receiver Jerry Rice and safety Rod Woodson — play in Pro Bowl in Honolulu. **April 19**—Raiders select defensive back Nnamdi Asomugha and defensive lineman Tyler Brayton in the first round of the 2003 NFL Draft. **September 7**—Raiders open 44th season in a nationally televised game at Tennessee against the Titans.

2004

January 26—The Raiders name Norv Turner head coach. **January 31**—Bob Brown was selected for induction into the Pro Football Hall of Fame. **April 24**—Raiders select offensive tackle Robert Gallery in the first round of the 2004 NFL Draft. **May 7**—The Raiders accept an offer to have its 2004 games broadcast on KSFO 560 AM, the Bay Area's Talk Leader. KSFO, the popular Bay Area talk radio station, will serve as the anchor for the multi-state, multi-station Raiders Radio Network. Raider broadcasts will include extensive pre- and postgame shows as well as Raider-specific programming during the week. **July 30**—Raiders open training camp in Napa. **August 7**—Bob Brown becomes 15th Raider to be inducted into the Pro Football Hall of Fame. **August 14**—Raiders open preseason play on road vs. San Francisco 49ers. **September 12**—Raiders begin 45th season of pro football competition with regular season opener against Steelers in Pittsburgh. **September 19**—Raiders begin home slate vs. Buffalo.

2005

February 12—Defensive end Derrick Burgess, among the top free agent acquisitions in the NFL, represents the Raiders in the Pro Bowl. Burgess led the NFL in sacks with a team-record 16. **April 24**—Raiders select cornerback Fabian Washington in the first round of the 2005 NFL Draft. **July 28**—Raiders open training camp in Napa. **August 13**—Raiders open preseason play on road vs. San Francisco 49ers. **September 8**—Raiders begin 46th season of pro football competition with regular season opener vs. Patriots in New England in Thursday night NFL inaugural contest for 2005. **September 18**—Raiders begin home slate against Kansas City.

2006

February 10—Pro Football Hall of Famer Art Shell returns for his second stint as Raiders head coach. **April 29**—Raiders select University of Texas defensive back Michael Huff in the first round of the 2006 NFL Draft. **July 24**—Raiders open training camp in Napa. **August 5**—John Madden, former Raiders head coach and leading pro football television analyst, inducted into the Pro Football Hall of Fame with presentation speech made by Raider Owner Al Davis. **August 6**—Raiders open preseason play in Hall of Fame game vs. Philadelphia in Canton, Ohio. **September 11**—Raiders begin 47th season of pro football competition with regular season opener vs. San Diego Chargers in nationally televised prime time-contest on ESPN at McAfee Coliseum in Oakland.

2007

January 23—Lane Kiffin introduced as new Raiders head coach. **April 28**—Raiders select LSU quarterback JaMarcus Russell with the first overall pick in the 2007 NFL Draft. **July 26**—Raiders open training camp in Napa. **August 11**—Raiders open preseason vs. Arizona Cardinals at

McAfee Coliseum in Oakland. **September 9**—Raiders begin 48th season of pro football competition with regular season opener vs. Detroit Lions at McAfee Coliseum. **December 2**—Raiders record 400th all-time regular season victory with 34-20 win over Denver Broncos at McAfee Coliseum.

2008

April 26—Raiders select Arkansas running back Darren McFadden in the first round of the 2008 NFL Draft. **July 24**—Raiders open training camp in Napa. **August 8**—Raiders open preseason vs. San Francisco 49ers at McAfee Coliseum in Oakland. **September 8**—Raiders begin 49th season of pro football competition with regular season opener on Monday Night vs. Denver Broncos at McAfee Coliseum. **September 30**—Tom Cable introduced as Raiders interim head coach. **October 19**—Sebastian Janikowski sets a franchise and NFL overtime record by kicking a 57-yard field goal to beat the New York Jets, 16-13. **November 9**—Sebastian Janikowski becomes Raiders all-time scoring leader, surpassing Pro Football Hall of Famer George Blanda's franchise mark of 863 career points.

2009

February 4—Raiders name Tom Cable permanent head coach. **February 8**—Cornerback Nnamdi Asomugha and punter Shane Lechler represent the Raiders at the Pro Bowl. **April 26**—Raiders select Maryland wide receiver Darrius Heyward-Bey in the first round of the 2009 NFL Draft. **July 29**—Raiders open training camp in Napa. **August 8**—Former Raiders safety Rod Woodson inducted into the Pro Football Hall of Fame. **August 13**—Raiders open preseason vs. Dallas Cowboys at Oakland-Alameda County Coliseum. **September 14**—Raiders begin 50th season of pro football competition with regular season opener on Monday Night vs. San Diego Chargers at Oakland-Alameda County Coliseum. **December 27**—Sebastian Janikowski sets a Raiders record with a 61-yard field goal at Cleveland, marking the third-longest field goal in NFL history.

2010

January 3—Sebastian Janikowski reaches 1,000 career points with a 39-yard field goal against the Baltimore Ravens. **January 31**—Cornerback Nnamdi Asomugha, long snapper Jon Condo and punter Shane Lechler represent the Raiders at the Pro Bowl. **March 31**—Raiders announce multi-year agreement with CBS RADIO San Francisco's Live 105 (105.3 KITS-FM) and KFRC-AM 1550 to broadcast all preseason, regular season and postseason games. **April 22**—Raiders select Alabama linebacker Rolando McClain in the first round of the 2010 NFL Draft. **July 28**—Raiders open training camp in Napa. **August 7**—Former Raiders wide receiver Jerry Rice inducted into the Pro Football Hall of Fame. **August 12**—Raiders open preseason against the Dallas Cowboys on the road. **September 12**—Raiders begin 51st season of pro football competition at Tennessee. **September 19**—Raiders open home slate against St. Louis Rams at Oakland-Alameda County Coliseum. **October 24**—Raiders set franchise record by scoring 59 points in a win at Denver. **December 26**—Rookie Jacoby Ford sets a Raiders season and career record with his third kickoff return for a touchdown in 2010. Janikowski sets franchise single season scoring record, surpassing record of 132 set by Jeff Jaeger in 1993.

2011

January 2—Raiders conclude sweep of AFC West opponents on the season with 31-10 victory at Kansas City. **January 18**—Hue Jackson named head coach of the Raiders. **January 31**—Cornerback Nnamdi Asomugha, punter Shane Lechler and tight end Zach Miller represent the Raiders at the Pro Bowl. **April 29**—Raiders select Penn State offensive lineman Stefan Wisniewski in the second round of the 2011 NFL Draft. **July 27**—Raiders open training camp in Napa. **August 11**—Raiders open preseason at home vs. Arizona Cardinals at O.co Coliseum. **September 12**—Raiders begin 52nd season of pro football competition on Monday Night Football at Denver in regular season opener. **September 25**—Raiders open home schedule vs. New York Jets at O.co Coliseum.

RAIDERS RADIO NETWORK

The Oakland Raiders announced a multi-year agreement in March 2010 for CBS RADIO San Francisco's LIVE 105 (105.3 KITS-FM) to broadcast play-by-play coverage of the team's pre-season, regular season and post-season games. Listeners can hear the games on-air and in HD quality through HD Radio receivers in the Bay Area.

In addition to LIVE 105's coverage, CBS RADIO San Francisco's KRFC-AM 1550 will again simulcast games. The station offers listeners a wealth of Raiders related content, including extensive pre and post game programming designed to both entertain and engage the Raider Nation.

The exclusive agreement was negotiated by Compass Media Networks owner and syndicator of the broadcast rights for all Oakland Raiders English language broadcasts.

Greg Papa returns for his 15th season broadcasting the Silver and Black. Papa currently hosts the "Chronicle Live" television show on Comcast SportsNet Bay Area and has previously served as the radio and television voice of the Oakland Athletics and San Francisco Giants. Papa got his start in broadcasting in 1984 as the Indiana Pacers back-up announcer and in 1986, did play-by-play for the Golden State Warriors.

Papa will once again team up with former Raiders quarterback and head coach Tom Flores. Flores is one of only two people in NFL history to have a Super Bowl ring as a player, assistant coach and head coach. He earned his rings as a reserve quarterback with the Kansas City Chiefs in Super Bowl IV, as a Raiders assistant coach in Super Bowl XI and as a head coach of the Silver and Black in Super Bowls XV and XVIII.

Raiders Legends George Atkinson and David Humm will again collaborate on the pre and postgame shows.




GREG PAPA



TOM FLORES



GEORGE ATKINSON



DAVID HUMM



RAIDERS RADIO NETWORK AFFILIATES

CALIFORNIA

**Bay Area Flagship: KITS-FM 105.3,
KRFC-AM 1550**

Los Angeles KLAA-AM 830
Napa KVON-AM 1440
Santa Rosa KRVR-FM 97.7
Sacramento KHTK-AM 1140
Modesto KHKK-FM 104.1
Fresno KMJ-FM 105.9
Merced KDJK-FM 103.9
San Luis Obispo KXTK-AM 1280
King City KRKC-AM 1490
Redding KNRO-AM 1670
Palm Springs KPSP-AM 920
Eureka KEJY-FM 106.3

OREGON

Portland KUFO-AM 970

UTAH

Salt Lake City KZNS-AM 1280,
KZZQ-FM 97.5
Provo KOVO-AM 960

HAWAII

Honolulu KHNR-AM 690
Hilo KHLO-AM 850
Kealahou KKON-AM 790

NEVADA

Reno KUUB-FM 94.5



JIM PLUNKETT AND GREG PAPA

Silver and Black Productions, the Raiders Emmy Award-winning in-house television production operation, provides viewers with innovative, cutting edge and behind-the-scenes content devoted solely to The Oakland Raiders. All shows air in the Bay Area as well as in additional television outlets throughout California and Nevada. These

shows feature the personalities that make up the NFL's most dynamic organization. The Silver and Black Show as well as The Raiders Report are produced by the Raiders own Silver and Black Productions. The shows originate from the state-of-the-art production facility located within the Raiders 100,000-square foot Alameda facility. Archived episodes can be found online at www.raiders.com.

"The Silver and Black Show" The Silver and Black Show consists of an in-depth, comprehensive, week-by-week analysis of the Raiders throughout the 2011 NFL season. The show also offers a retrospective look at the previous week's Raider game and a breakdown of the upcoming contest with a look at the matchups. Features on players past and present are part of the cutting-edge program profiling the Silver and Black. Greg Papa hosts the half-hour show alongside Jim Plunkett.

The Raiders Report The Raiders Report is a half-hour long show which combines analysis and a behind the scenes look at the Oakland Raiders hosted by JT the Brick. The Raiders Report focuses on longer, in-depth pieces featuring the Team of the Decades. From up to date news items to the Raiderettes, The Raiders Report has everything Raiders you need to know.

Raiders Postgame Live Comcast SportsNet California is the proud home of Oakland Raiders postgame live show hosted by Tony Bruno, Bill Romanowski and Jim Kozimor. Immediately following every Raiders game, Raiders Postgame Live is the destination for the Raider Nation, with comprehensive one-hour coverage featuring in-depth game analysis, locker room interviews, player reactions, full coverage of head coach Hue Jackson's press conference and a preview of the following week's game. The reporting for Raiders Postgame Live will be anchored from the network's new state-of-the-art studio, 24-hour newsroom and HD production facilities in San Francisco, as well as a reporter from the site of the game.

Raiders Press Conference Live Comcast SportsNet California's Raiders Press Conference Live returns for the seventh season with an extended one-hour format and the introduction of live phone calls from the viewers into the program. Raiders Press Conference Live broadcasts the head coach's weekly press conference from the Oakland Raiders permanent practice facility in Alameda. In-depth analysis of the week's game is supplemented by team news and notes.

RAIDERS TELEVISION NETWORK

KTVU/KICU (Bay Area): Fox
 KCRA (Sacramento): NBC
 KTLA (Los Angeles): CW
 KVMY (Las Vegas): NBC
 Comcast SportsNet California



The Raiders were one of the first professional sports teams to launch an official web site when the team went online in 1995. Since then, the site has evolved into one of the top online destinations in sports.

Raiders.com also offers original and translated content in Spanish, Chinese, German, Japanese and Tagalog. The official web site of the Silver and Black is the first and only official team web site in the NFL to offer original content in six different languages.

Raiders.com continues to provide exclusive video interviews, comprehensive photography, official press releases, transactions, player biographies, profiles on current and former players and team personnel, press conference video and more.

During games, fans can access the Raiders.com Game Center and check out live updates, view action photos and listen to a live audio stream from the Raiders flagship radio station – Live 105 (KITS, 105.3 FM). Comprehensive game recaps, post-game press conferences and complete game statistics are available after each game.

In addition, complete NFL Draft, team mini-camp, training camp and Raiderette coverage can be found at www.raiders.com. In 2011, The Official Web Site of The Oakland Raiders – www.raiders.com – will continue to use cutting edge technology to provide the Raider Nation with news, information, team history and entertainment, offering visitors and in-depth, state-of-the-art look at the Silver and Black.



THE RAIDER IMAGE



THE RAIDER IMAGE, LLC (The Image) is the official team shop of The Oakland Raiders. All stores are owned and operated by The Oakland Raiders out of the team's headquarters in Alameda. The Image began as a retail catalog while the team was in Los Angeles.

In addition, The Image currently operates 13 brick and mortar locations throughout California. The Raider Image online store opened for business in September 1999 on the Raiders official web site, Raiders.com.

The Image e-commerce store provides the best selection of Raider merchandise to Raider fans around the world. In August 2000, the Raiders followed up their Internet success with their first store located in Southland Mall in Hayward, giving Bay Area fans an opportunity to shop in a store dedicated to Raiders merchandise.

There are four Bay Area Raider Image locations — including Hegenberger Gateway in Oakland, Oakridge Mall in San Jose, Sunvalley Mall in Concord, and Southland Mall in Hayward. The Image has also expanded outside of the Bay Area with stores in Arden Fair Mall in Sacramento, Fashion Fair Mall in Fresno, Weberstown Mall in Stockton, Solano Mall in Fairfield and Roseville Galleria in Roseville. To serve our Southern California fans, locations were opened at Montebello Town Center, Ontario Mills and Moreno Valley Mall. In addition, The Image added a new twist with the June 2003 opening of its Signature Store at Universal City Walk in Universal City.

The successful chain of stores will continue to expand to meet the growing needs of Raider fans around the world.

**For more information,
please contact:
www.raiders.com
1-800-RAIDERS**

The Raider Image
Southland Mall,
Hayward
510-783-9100

The Raider Image
Sunvalley Mall, Concord
925-687-3600

The Raider Image
Arden Fair, Sacramento
916-922-4300

The Raider Image
Westfield Solano
Shopping Center,
Fairfield
707-421-2724

The Raider Image
The Shops at
Montabello,
Montebello
323-725-7600

The Raider Image
Universal Studio
City Walk,
Universal City*
818-763-4000

The Raider Image
Ontario Mills, Ontario
909-476-3800

The Raider Image
Weberstown Mall,
Stockton
209-475-9100

The Raider Image
Westfield Oakridge
Shopping Center,
San Jose
408-578-7000

The Raider Image
Hegenberger Gateway
Retail Center, Oakland
510-632-0202

The Raider Image
Fashion Fair, Fresno
559-226-5064

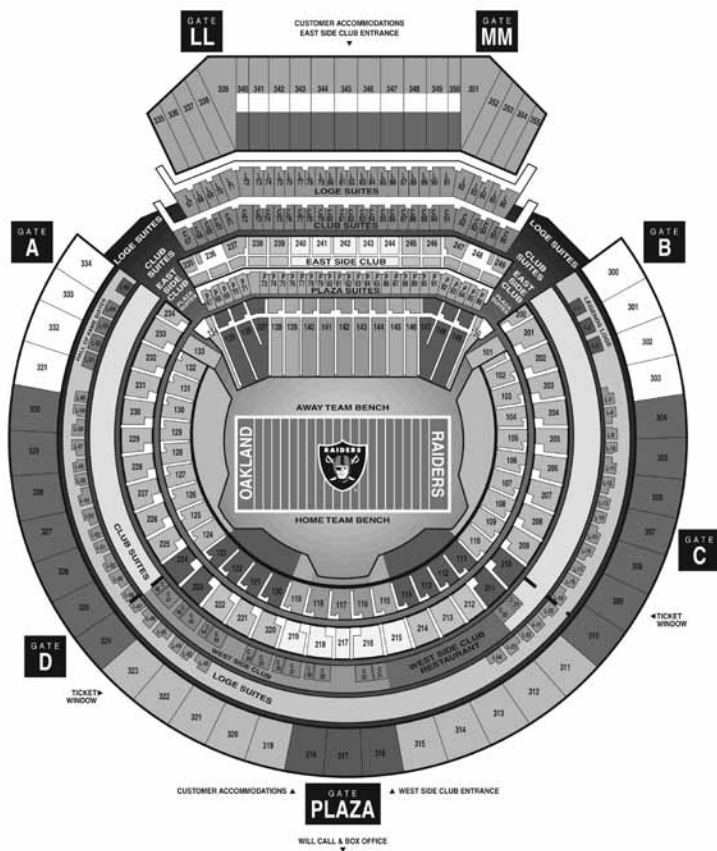
The Raider Image
Moreno Valley Mall,
Moreno Valley
951-571-0057

The Raider Image
Westfield Galleria at
Roseville, Roseville
916-791-0109

* — Raiders Signature
Store

TICKET INFORMATION

For ticket and suite information, call 1-800-RAIDERS or visit www.RAIDERS.com



RAIDERS TRAIN IN NAPA

The Oakland Raiders are now in their 16th year of summer training in Napa, Calif. The Raiders are housed at the Napa Valley Marriott Hotel and Conference Center with practice sessions held at the adjacent Redwood Middle School.

The state-of-the-art facility located in the Napa Valley has two, 100-yard practice fields with an additional 50-yard field.

The Raiders summer training facility also consists of a 10,000-square foot field house that includes locker rooms, showers, training and equipment quarters. There's an additional 3,000-square foot outdoor weight training area.

The facilities serve the Raiders during the summer training camp period and are available for Napa youth activities and other community functions during the year.

MEDIA INFORMATION

OAKLAND RAIDERS P.R.: 510-780-3028

PRESS BOX: 510-567-0702, 0703

PRESS BOX FAX: 510-382-1520

P.R. FAX: 510-864-5160

VISITING P.R.: 510-567-0704

CREDENTIAL REQUESTS: Credential requests will be honored only for working media on specific assignment for a recognized news or sports organization. Credentials will not be issued to freelance writers or photographers unless requested by a recognized news or sports organization. All credential requests must be issued to the Raiders Public Relations Department. The credential request can be faxed or emailed to raiderspr@raiders.com on outlet letterhead. Please mail any requests to: **2011 MEDIA CREDENTIALS**, c/o Oakland Raiders, 1220 Harbor Bay Parkway, Alameda, Calif. 94502 or faxed to 510-864-5160. Media headshots can be emailed to raiderspr@raiders.com. All season-long requests must be received by August 10, 2011 and all game-by-game requests must be received by noon on the Monday prior to each home game.

PARKING: Media parking is limited. Every effort will be made to accommodate requests for parking passes, but parking cannot be provided for all credentialed media. The appropriate parking pass will be required for access to stadium parking. TV trucks which provide satellite, uplink or microwave functions will need to make prior arrangements with Ron Little (ronlittle@coliseum.com) at the O.co Coliseum at 510-383-4817 to secure locations.

MEDIA WILL CALL: The Media Will Call booth is located in a kiosk on the east side of the "F" parking area. Each media member must pick up their own individual credential and present corresponding photo identification. Photographers and videographers can retrieve appropriate sideline vests at the booth. Media Will Call will open three hours prior to the scheduled kickoff.

MEDIA ENTRANCE: The Media entrance is located on the Plaza Level between the West Side Club and West Side Customer Accommodations and will be clearly marked. Media credentials will not be honored at any other gate. All media must check in at the media entrance before entering the O.co Coliseum. Individuals and their belongings will be searched upon entry into the stadium.

MEDIA DINING ROOM: Individuals will need to present a valid credential to access the media dining room. The media dining room is located on Level One of the O.co Coliseum and can be accessed via the press elevator.

PHOTOGRAPHERS: Sideline access for NFL games is limited to photographers and videographers on assignment for a recognized news or sports organization. All field photographers must remain outside the bench areas and outside the yellow border surrounding the playing field. All media (photographers, videographers and sideline reporters) staying on the field during the game must wear a vest which can be obtained at Media Will Call.

POSTGAME INTERVIEWS: Raiders head coach Hue Jackson conducts his postgame news conference in the interview room adjacent to the Raiders locker room. Selected players will also be brought into the interview room following the game. The opponent's head coach and selected players will be available in the interview room located adjacent to the visitor's locker room.

PRESS BOX, SERVICES: The press box and all broadcast positions are located on Level Three and can be accessed via the press elevator. Programs, lineups, depth charts, statistics and game notes are provided. Game stats are provided at the end of each quarter. Complete team and individual statistics, lineups and substitutions, scoring summary, coaches and players comments and quarter summaries are available after the game. If postgame faxing of final stats or play-by-play is needed, contact a member of the Raiders public relations staff. There is a nominal charge for faxing postgame stats, as agreed upon by the Pro Football Writers Association.

BAY AREA MEDIA

NEWSPAPERS

ALAMEDA SUN

Dennis Evanosky

ASSOCIATED PRESS

Josh Dubow
Janie McCauley
Antonio Gonzalez

BAY AREA NEWS GROUP CONTRA COSTA TIMES OAKLAND TRIBUNE

Mike Lefkowitz (S.E.)
Jon Becker (A.S.E.)
Steve Corkran (Beat)
Jerry McDonald (Beat)
Monte Poole
Cam Inman
Carl Steward

DAVIS ENTERPRISE

Bill Galludet (S.E.)

FAIRFIELD DAILY REPUBLIC

Paul Farmer (S.E.)
Tony Wade

FRESNO BEE

Matt Lloyd (S.E.)
Matt James

MARIN INDEPENDENT JOURNAL

Dave Allen (S.E.)

MARTINEZ NEWS-GAZETTE

Chuck Nan
Tod Fierner

MERCED SUN-STAR

James Burns (S.E.)

MODESTO BEE

Brian Clark (S.E.)

NAPA VALLEY REGISTER

Marty James (E.S.E.)
Randy Johnson (S.E.)

POST NEWSPAPERS

Malaika Bobino (S.E.)
Paul Cobb

SACRAMENTO BEE

Tom Couzens (S.E.)
Jason Jones
Victor Contreras
Ailene Voisin

SAN FRANCISCO CHRONICLE

Al Saracevic (S.E.)
Mark Smoyer (A.S.E.)
Vittorio Tafur (Beat)
Scott Ostler
Gwen Knapp
Bruce Jenkins

SAN FRANCISCO EXAMINER

Dylan Kruse (S.E.)
Art Spander

SAN JOSE MERCURY NEWS

Bud Geracie (S.E.)
Tim Kawakami
Mark Purdy

SANTA CRUZ SENTINEL

Julie Jag (S.E.)

SANTA ROSA PRESS DEMOCRAT

Bill Pinella (S.E.)
Phil Barber
Lowell Cohn
Bob Padecky

SPORTS XCHANGE

Frank Cooney
Rick Vacek
Howard Balzer

STOCKTON RECORD

Bob Highfill (S.E.)

TRACY PRESS

Bob Brownne (S.E.)

VACAVILLE REPORTER

Tim Roe (S.E.)

TELEVISION

KGO, Channel 7 (ABC)

Larry Beil
Colin Resch
Mike Shumann

KPIX, Channel 5 (CBS)

Kim Coyle
Anthony Catchatoorian
Dennis O'Donnell
Dave Ramezzano
Brian Stites

KNTV, Channel 11 (NBC)

Craig Fierro
Laurence Scott

KTVU, Channel 2 (FOX)

Mark Ibanez
Fred Inglis
Joe Fonzi
Pete Lupetti
Janice Gin

Comcast SportsNet Bay Area

Willard Ogan
Paul Gutierrez (Beat)
Kate Longworth
Henry Wofford
Jaymee Sire
Damon Andrews
Dave Benz
Ray Ratto

KCRA, Channel 3 (NBC)

Del Rogers

KXTV, Channel 10 (ABC)

Brian May
Ryan Yamamoto

KTXL, Channel 40 (FOX)

Jim Crandell
Mark Dempsky

KRON, Channel 4 (Ind.)

Jason Applebaum
Gary Radnich
Vernon Glenn

KICU, Channel 36 (Ind.)

Mike Sklut

RADIO

KITS—LIVE 105 (105.3 FM) KFRC (1550 AM)

FLAGSHIP STATION

Doug Harvill
Michelle Salvatore
Dave Sniff
Bruce Macgowan (pregame)
Jason Ross (pregame)
Tim Jordan (pregame)

RAIDERS SPANISH RADIO

Fernando Arias
Ambrosio Rico
Savino Ruvalcaba

KCBS (740 AM)

Hal Ramey
Steve Bitker

KGO (810 AM)

Rich Walcott
Kevin Radich

KFBK (1530 AM)

Pat Walsh

KHTK (1140 AM)

Grant Napear
Jodi Bacon
Carmichael Dave
Don Geronimo

KNBR (680/1050 AM)

Lee Hammer (P.D.)
Brian Murphy
Paul McCaffrey
Patrick Conner
Gary Radnich
Damon Bruce
Kate Scott
Rod Brooks
Bob Fitzgerald
Tom Tolbert
Ralph Barbieri
Mike Hohler
Eric Byrnes
Jennifer Violet Kennedy

95.7 THE GAME (95.7 FM)

Jason Barrett (P.D.)
Mark Kreidler
Dan Dibley
Greg Papa
Whitney Gleason
John Lund
Brandon Tierney
Eric Davis
Jeremiah Crowe
Chris Townsend
John Dickinson
Roxey Bernstein

SPORTS BYLINE USA

Ron Barr
Rick Tittle
Darren Peck

2011 NFL PRESEASON SCHEDULE

(All game times subject to change and are local to the home team site, except for Raiders games, which are Pacific Time.)

WEEK 1 — AUGUST 11-15

| | | |
|---------------------|--|-------------------|
| Thursday, August 11 | Seattle at San Diego | ESPN 5:00p (PT) |
| | Jacksonville at New England | 7:30p (ET) |
| | Baltimore at Philadelphia | 7:30p (ET) |
| | Denver at Dallas | 7:30p (CT) |
| | Arizona at Oakland | 7:00p (PT) |
| Friday, August 12 | Tampa Bay at Kansas City | FOX 7:00p (CT) |
| | Miami at Atlanta | 7:30p (ET) |
| | Cincinnati at Detroit | 7:30p (ET) |
| | Pittsburgh at Washington | 7:30p (ET) |
| | San Francisco at New Orleans | 7:00p (CT) |
| Saturday, August 13 | Green Bay at Cleveland | 7:30p (ET) |
| | NY Giants at Carolina | 8:00p (ET) |
| | Buffalo at Chicago | 7:00p (CT) |
| | Indianapolis at St. Louis | 7:00p (CT) |
| | Minnesota at Tennessee | 7:00p (CT) |
| Monday, August 15 | NY Jets at Houston | ESPN 7:00p (CT) |

WEEK 2 — AUGUST 18-22

| | | |
|---------------------|---|-------------------|
| Thursday, August 18 | Philadelphia at Pittsburgh | FOX 8:00p (ET) |
| | New England at Tampa Bay | 7:30p (ET) |
| Friday, August 19 | Atlanta at Jacksonville | FOX 8:00p (ET) |
| | Washington at Indianapolis | 7:00p (ET) |
| | Kansas City at Baltimore | 7:30p (ET) |
| | Detroit at Cleveland | 7:30p (ET) |
| | Carolina at Miami | 7:30p (CT) |
| | Arizona at Green Bay | 7:00p (CT) |
| Saturday, August 20 | New Orleans at Houston | 7:00p (CT) |
| | Tennessee at St. Louis | 7:00p (CT) |
| | Oakland at San Francisco | 5:00p (PT) |
| | Buffalo at Denver | 6:30p (MT) |
| | Minnesota at Seattle | 7:00p (PT) |
| Sunday, August 21 | San Diego at Dallas | NBC 7:00p (CT) |
| Monday, August 22 | Cincinnati at NY Jets | 7:00p (ET) |
| | Chicago at NY Giants | ESPN 8:00p (ET) |

WEEK 3 — AUGUST 25-28

| | | |
|---------------------|---|-----------------------|
| Thursday, August 25 | Washington at Baltimore | ESPN 8:00p (ET) |
| | Carolina at Cincinnati | 7:00p (ET) |
| | Cleveland at Philadelphia | 7:30p (ET) |
| Friday, August 26 | Green Bay at Indianapolis | CBS 8:00p (ET) |
| | St. Louis at Kansas City | 7:00p (CT) |
| Saturday, August 27 | New England at Detroit | CBS 8:00p (ET) |
| | Jacksonville at Buffalo | 7:00p (ET) |
| | NY Jets at NY Giants | 7:00p (ET) |
| | Atlanta at Pittsburgh | 7:30p (ET) |
| | Miami at Tampa Bay | 7:30p (ET) |
| | Dallas at Minnesota | 7:00p (CT) |
| | Houston at San Francisco | 5:00p (PT) |
| | Chicago at Tennessee | 7:00p (CT) |
| | Seattle at Denver | 7:00p (MT) |
| | San Diego at Arizona | 7:00p (MST) |
| Sunday, August 28 | New Orleans at Oakland | NBC 5:00p (PT) |

WEEK 4 — SEPTEMBER 1-2

| | | |
|-----------------------|--------------------------------------|-------------------|
| Thursday, September 1 | Detroit at Buffalo | 6:30p (ET) |
| | Indianapolis at Cincinnati | 7:00p (ET) |
| | Baltimore at Atlanta | 7:30p (ET) |
| | St. Louis at Jacksonville | 7:30p (ET) |
| | Dallas at Miami | 7:30p (ET) |
| | NY Giants at New England | 7:30p (ET) |
| | Philadelphia at NY Jets | 7:30p (ET) |
| | Tampa Bay at Washington | 7:30p (ET) |
| | Pittsburgh at Carolina | 8:00p (ET) |
| | Cleveland at Chicago | 7:00p (CT) |
| | Kansas City at Green Bay | 7:00p (CT) |
| | Houston at Minnesota | 7:00p (CT) |
| | Tennessee at New Orleans | 7:00p (CT) |
| | Denver at Arizona | 7:00p (PT) |
| | San Francisco at San Diego | 7:00p (PT) |
| Friday, September 2 | Oakland at Seattle | 7:30p (PT) |

2011 NFL REGULAR SEASON SCHEDULE

THURSDAY, SEPTEMBER 8 (FIRST WEEKEND)

NEW ORLEANS AT GREEN BAY7:30 p (CT)

SUNDAY, SEPTEMBER 11

PITTSBURGH AT BALTIMORE1:00p (ET)
ATLANTA AT CHICAGO 12:00p (CT)
CINCINNATI AT CLEVELAND1:00p (ET)
INDIANAPOLIS AT HOUSTON 12:00p (CT)
TENNESSEE AT JACKSONVILLE1:00p (ET)
BUFFALO AT KANSAS CITY 12:00p (CT)
PHILADELPHIA AT ST. LOUIS 12:00p (CT)
DETROIT AT TAMPA BAY1:00p (ET)
CAROLINA AT ARIZONA 1:15p (MST)
MINNESOTA AT SAN DIEGO1:15p (PT)
SEATTLE AT SAN FRANCISCO1:15p (PT)
N.Y. AT WASHINGTON 4:15p (ET)
DALLAS AT N.Y.8:20p (ET)

MONDAY, SEPTEMBER 12

NEW ENGLAND AT MIAMI 7:00p (ET)
OAKLAND AT DENVER7:15p (PT)

SUNDAY, SEPTEMBER 18 (SECOND WEEKEND)

OAKLAND AT BUFFALO10:00a (ET)
GREEN BAY AT CAROLINA 1:00p (ET)
KANSAS CITY AT DETROIT 1:00p (ET)
CLEVELAND AT INDIANAPOLIS 1:00p (ET)
TAMPA BAY AT MINNESOTA 12:00p (CT)
CHICAGO AT NEW ORLEANS 12:00p (CT)
JACKSONVILLE AT N.Y. JETS 1:00p (ET)
SEATTLE AT PITTSBURGH 1:00p (ET)
BALTIMORE AT TENNESSEE 12:00p (CT)
ARIZONA AT WASHINGTON 1:00p (ET)
DALLAS AT SAN FRANCISCO 1:05p (PT)
CINCINNATI AT DENVER2:15p (MT)
HOUSTON AT MIAMI 4:15p (ET)
SAN DIEGO AT NEW ENGLAND 4:15p (ET)
PHILADELPHIA AT ATLANTA 8:20p (ET)

MONDAY, SEPTEMBER 19

ST. LOUIS AT N.Y. GIANTS 8:30p (ET)

SUNDAY, SEPTEMBER 25 (THIRD WEEKEND)

NEW ENGLAND AT BUFFALO 1:00p (ET)
JACKSONVILLE AT CAROLINA 1:00p (ET)
SAN FRANCISCO AT CINCINNATI 1:00p (ET)
MIAMI AT CLEVELAND 1:00p (ET)
DETROIT AT MINNESOTA 12:00p (CT)
HOUSTON AT NEW ORLEANS 12:00p (CT)
N.Y. GIANTS AT PHILADELPHIA 1:00p (ET)
DENVER AT TENNESSEE 12:00p (CT)
N.Y. JETS AT OAKLAND1:05p (PT)
BALTIMORE AT ST. LOUIS 3:05p (CT)
KANSAS CITY AT SAN DIEGO 1:05p (PT)
GREEN BAY AT CHICAGO 3:15p (CT)
ARIZONA AT SEATTLE 1:15p (PT)
ATLANTA AT TAMPA BAY 4:15p (ET)
PITTSBURGH AT INDIANAPOLIS 8:20p (ET)

MONDAY, SEPTEMBER 26

WASHINGTON AT DALLAS 7:30p (CT)

SUNDAY, OCTOBER 2 (FOURTH WEEKEND)

CAROLINA AT CHICAGO12:00p (CT)
BUFFALO AT CINCINNATI 1:00p (ET)
TENNESSEE AT CLEVELAND 1:00p (ET)
DETROIT AT DALLAS 12:00p (CT)
PITTSBURGH AT HOUSTON 12:00p (CT)
NEW ORLEANS AT JACKSONVILLE 1:00p (ET)
MINNESOTA AT KANSAS CITY 12:00p (CT)
SAN FRANCISCO AT PHILADELPHIA 1:00p (ET)
WASHINGTON AT ST. LOUIS 12:00p (CT)
N.Y. GIANTS AT ARIZONA 1:05p (MST)
ATLANTA AT SEATTLE 1:05p (PT)
DENVER AT GREEN BAY 3:15p (CT)
NEW ENGLAND AT OAKLAND1:15p (PT)
MIAMI AT SAN DIEGO 1:15p (PT)
N.Y. JETS AT BALTIMORE 8:20p (ET)

MONDAY, OCTOBER 3

INDIANAPOLIS COLTS AT TAMPA BAY 8:30p (ET)

SUNDAY, OCTOBER 9 (FIFTH WEEKEND)

PHILADELPHIA AT BUFFALO 1:00p (ET)
NEW ORLEANS AT CAROLINA 1:00p (ET)
OAKLAND AT HOUSTON10:00a (PT)
KANSAS CITY AT INDIANAPOLIS 1:00p (ET)
CINCINNATI AT JACKSONVILLE 1:00p (ET)
ARIZONA AT MINNESOTA 12:00p (CT)
SEATTLE AT N.Y. GIANTS 1:00p (ET)
TENNESSEE AT PITTSBURGH 1:00p (ET)
TAMPA BAY AT SAN FRANCISCO 1:05p (PT)
SAN DIEGO AT DENVER2:15p (MT)
N.Y. JETS AT NEW ENGLAND 4:15p (ET)
GREEN BAY AT ATLANTA 8:20p (ET)

MONDAY, OCTOBER 10

CHICAGO AT DETROIT 8:30p (ET)

SUNDAY, OCTOBER 16 (SIXTH WEEKEND)

CAROLINA AT ATLANTA 1:00p (ET)
INDIANAPOLIS AT CINCINNATI 1:00p (ET)
SAN FRANCISCO AT DETROIT 1:00p (ET)
ST. LOUIS AT GREEN BAY 12:00p (CT)
BUFFALO AT N.Y. GIANTS 1:00p (ET)
JACKSONVILLE AT PITTSBURGH 1:00p (ET)
PHILADELPHIA AT WASHINGTON 1:00p (ET)
HOUSTON AT BALTIMORE 4:05p (ET)
CLEVELAND AT OAKLAND1:05p (PT)
DALLAS AT NEW ENGLAND 4:15p (ET)
NEW ORLEANS AT TAMPA BAY 4:15p (ET)
MINNESOTA AT CHICAGO 7:20p (CT)

MONDAY, OCTOBER 17

MIAMI AT N.Y. JETS8:30p (ET)

**SUNDAY, OCTOBER 23
(SEVENTH WEEKEND)**

| | |
|-------------------------------------|-------------------|
| WASHINGTON AT CAROLINA | 1:00p (ET) |
| SEATTLE AT CLEVELAND | 1:00p (ET) |
| ATLANTA AT DETROIT | 1:00p (ET) |
| DENVER AT MIAMI | 1:00p (ET) |
| SAN DIEGO AT N.Y. JETS | 1:00p (ET) |
| CHICAGO AT TAMPA BAY(LONDON) | 6:00p (GMT) |
| HOUSTON AT TENNESSEE | 12:00p (CT) |
| PITTSBURGH AT ARIZONA | 1:05p (MST) |
| KANSAS CITY AT OAKLAND | 1:05p (PT) |
| ST. LOUIS AT DALLAS | 3:15p (CT) |
| GREEN BAY AT MINNESOTA | 3:15p (CT) |
| INDIANAPOLIS AT NEW ORLEANS | 7:20p (CT) |

MONDAY, OCTOBER 24

| | |
|--|------------|
| BALTIMORE RAVENS AT JACKSONVILLE | 8:30p (ET) |
|--|------------|

**SUNDAY, OCTOBER 30
(EIGHTH WEEKEND)**

| | |
|---------------------------------------|-------------|
| ARIZONA AT BALTIMORE | 1:00p (ET) |
| MINNESOTA AT CAROLINA | 1:00p (ET) |
| JACKSONVILLE AT HOUSTON | 12:00p (CT) |
| MIAMI AT N.Y. GIANTS | 1:00p (ET) |
| NEW ORLEANS AT ST. LOUIS | 12:00p (CT) |
| INDIANAPOLIS AT TENNESSEE | 12:00p (CT) |
| WASHINGTON AT BUFFALO (TORONTO) | 4:05p (ET) |
| DETROIT AT DENVER | 2:05p (MT) |
| NEW ENGLAND AT PITTSBURGH | 4:15p (ET) |
| CLEVELAND AT SAN FRANCISCO | 1:15p (PT) |
| CINCINNATI AT SEATTLE | 1:15p (PT) |
| DALLAS AT PHILADELPHIA | 8:20p (ET) |

MONDAY, OCTOBER 31

| | |
|---|------------|
| SAN DIEGO CHARGERS AT KANSAS CITY... .. | 7:30p (CT) |
|---|------------|

**SUNDAY, NOVEMBER 6
(NINTH WEEKEND)**

| | |
|-----------------------------------|-------------------|
| N.Y. JETS AT BUFFALO | 1:00p (ET) |
| SEATTLE AT DALLAS | 12:00p (CT) |
| CLEVELAND AT HOUSTON | 12:00p (CT) |
| ATLANTA AT INDIANAPOLIS | 1:00p (ET) |
| MIAMI AT KANSAS CITY | 12:00p (CT) |
| TAMPA BAY AT NEW ORLEANS | 12:00p (CT) |
| SAN FRANCISCO AT WASHINGTON | 1:00p (ET) |
| DENVER AT OAKLAND | 1:05p (PT) |
| CINCINNATI AT TENNESSEE | 3:05p (CT) |
| ST. LOUIS AT ARIZONA | 2:15p (MT) |
| N.Y. GIANTS AT NEW ENGLAND | 4:15p (ET) |
| GREEN BAY AT SAN DIEGO | 1:15p (PT) |
| BALTIMORE AT PITTSBURGH | 8:20p (ET) |

MONDAY, NOVEMBER 7

| | |
|-------------------------------|------------|
| CHICAGO AT PHILADELPHIA | 8:30p (ET) |
|-------------------------------|------------|

**THURSDAY, NOVEMBER 10
(TENTH WEEKEND)**

| | |
|-----------------------------------|-------------------|
| OAKLAND AT SAN DIEGO | 5:20p (PT) |
|-----------------------------------|-------------------|

SUNDAY, NOVEMBER 13

| | |
|------------------------------------|-------------|
| NEW ORLEANS AT ATLANTA | 1:00p (ET) |
| TENNESSEE AT CAROLINA | 1:00p (ET) |
| DETROIT AT CHICAGO | 12:00p (CT) |
| PITTSBURGH AT CINCINNATI | 1:00p (ET) |
| ST. LOUIS AT CLEVELAND | 1:00p (ET) |
| BUFFALO AT DALLAS | 12:00p (CT) |
| JACKSONVILLE AT INDIANAPOLIS | 1:00p (ET) |
| DENVER AT KANSAS CITY | 12:00p (CT) |
| WASHINGTON AT MIAMI | 1:00p (ET) |

| | |
|------------------------------------|------------|
| ARIZONA AT PHILADELPHIA | 1:00p (ET) |
| HOUSTON AT TAMPA BAY | 1:00p (ET) |
| BALTIMORE AT SEATTLE | 1:05p (PT) |
| N.Y. GIANTS AT SAN FRANCISCO | 1:15p (PT) |
| NEW ENGLAND AT N.Y. JETS * | 8:20p (ET) |

MONDAY, NOVEMBER 14

| | |
|------------------------------|------------|
| MINNESOTA AT GREEN BAY | 7:30p (CT) |
|------------------------------|------------|

**THURSDAY, NOVEMBER 17
(ELEVENTH WEEKEND)***

| | |
|---------------------------|------------|
| N.Y. JETS AT DENVER | 6:20p (MT) |
|---------------------------|------------|

SUNDAY, NOVEMBER 20

| | |
|-------------------------------------|--------------------|
| TENNESSEE AT ATLANTA | 1:00p (ET) |
| CINCINNATI AT BALTIMORE | 1:00p (ET) |
| JACKSONVILLE AT CLEVELAND | 1:00p (ET) |
| CAROLINA AT DETROIT | 1:00p (ET) |
| TAMPA BAY AT GREEN BAY | 12:00p (CT) |
| BUFFALO AT MIAMI | 1:00p (ET) |
| OAKLAND AT MINNESOTA | 10:00a (PT) |
| DALLAS AT WASHINGTON | 1:00p (ET) |
| SEATTLE AT ST. LOUIS | 3:05p (CT) |
| ARIZONA AT SAN FRANCISCO | 1:05p (PT) |
| SAN DIEGO AT CHICAGO | 3:15p (CT) |
| PHILADELPHIA AT N.Y. GIANTS * | 8:20p (ET) |

MONDAY, NOVEMBER 21

| | |
|----------------------------------|------------|
| KANSAS CITY AT NEW ENGLAND | 8:30p (ET) |
|----------------------------------|------------|

**THURSDAY, NOVEMBER 24
(TWELFTH WEEKEND)***

| | |
|----------------------------------|-------------|
| GREEN BAY AT DETROIT | 12:30p (ET) |
| MIAMI AT DALLAS | 3:15p (CT) |
| SAN FRANCISCO AT BALTIMORE | 8:20p (ET) |

SUNDAY, NOVEMBER 27

| | |
|-----------------------------------|-------------------|
| MINNESOTA AT ATLANTA | 1:00p (ET) |
| CLEVELAND AT CINCINNATI | 1:00p (ET) |
| CAROLINA AT INDIANAPOLIS | 1:00p (ET) |
| HOUSTON AT JACKSONVILLE | 1:00p (ET) |
| BUFFALO AT N.Y. JETS | 1:00p (ET) |
| ARIZONA AT ST. LOUIS | 12:00p (CT) |
| TAMPA BAY AT TENNESSEE | 12:00p (CT) |
| CHICAGO AT OAKLAND | 1:05p (PT) |
| WASHINGTON AT SEATTLE | 1:05p (PT) |
| NEW ENGLAND AT PHILADELPHIA | 4:15p (ET) |
| DENVER AT SAN DIEGO | 1:15p (PT) |
| PITTSBURGH AT KANSAS CITY | 7:20p (CT) |

MONDAY, NOVEMBER 28

| | |
|----------------------------------|------------|
| N.Y. GIANTS AT NEW ORLEANS | 7:30p (CT) |
|----------------------------------|------------|

**THURSDAY, DECEMBER 1
(THIRTEENTH WEEKEND)**

| | |
|-------------------------------|------------|
| PHILADELPHIA AT SEATTLE | 5:20p (PT) |
|-------------------------------|------------|

SUNDAY, DECEMBER 4

| | |
|--------------------------------|--------------------|
| TENNESSEE AT BUFFALO | 1:00p (ET) |
| KANSAS CITY AT CHICAGO | 12:00p (CT) |
| BALTIMORE AT CLEVELAND | 1:00p (ET) |
| ATLANTA AT HOUSTON | 12:00p (CT) |
| OAKLAND AT MIAMI | 10:00a (PT) |
| DETROIT AT NEW ORLEANS | 12:00p (CT) |
| CINCINNATI AT PITTSBURGH | 1:00p (ET) |
| CAROLINA AT TAMPA BAY | 1:00p (ET) |
| N.Y. JETS AT WASHINGTON | 1:00p (ET) |
| DENVER AT MINNESOTA | 3:05p (CT) |
| DALLAS AT ARIZONA | 2:15p (MT) |
| GREEN BAY AT N.Y. GIANTS | 4:15p (ET) |

ST. LOUIS AT SAN FRANCISCO 1:15p (PT)
INDIANAPOLIS AT NEW ENGLAND * 8:20p (ET)

MONDAY, DECEMBER 5

SAN DIEGO AT JACKSONVILLE 8:30p (ET)

**THURSDAY, DECEMBER 8
(FOURTEENTH WEEKEND)**

CLEVELAND AT PITTSBURGH 8:20p (ET)

SUNDAY, DECEMBER 11

INDIANAPOLIS AT BALTIMORE 1:00p (ET)
ATLANTA AT CAROLINA 1:00p (ET)
HOUSTON AT CINCINNATI 1:00p (ET)
MINNESOTA AT DETROIT 1:00p (ET)
OAKLAND AT GREEN BAY 10:00a (PT)
TAMPA BAY AT JACKSONVILLE 1:00p (ET)
PHILADELPHIA AT MIAMI 1:00p (ET)
KANSAS CITY AT N.Y. JETS 1:00p (ET)
NEW ORLEANS AT TENNESSEE 12:00p (CT)
NEW ENGLAND AT WASHINGTON 1:00p (ET)
SAN FRANCISCO AT ARIZONA 2:05p (MT)
CHICAGO AT DENVER 2:05p (MT)
BUFFALO AT SAN DIEGO 1:15p (PT)
N.Y. GIANTS AT DALLAS * 7:20p (CT)

MONDAY, DECEMBER 12

ST. LOUIS AT SEATTLE 5:30p (PT)

**THURSDAY, DECEMBER 15
(FIFTEENTH WEEKEND)**

JACKSONVILLE AT ATLANTA 8:20p (ET)

SATURDAY, DECEMBER 17

DALLAS AT TAMPA BAY 8:20p (ET)

SUNDAY, DECEMBER 18

MIAMI AT BUFFALO 1:00p (ET)
SEATTLE AT CHICAGO 12:00p (CT)
CAROLINA AT HOUSTON 12:00p (CT)
TENNESSEE AT INDIANAPOLIS 1:00p (ET)
GREEN BAY AT KANSAS CITY 12:00p (CT)
NEW ORLEANS AT MINNESOTA 12:00p (CT)
WASHINGTON AT N.Y. GIANTS 1:00p (ET)
CINCINNATI AT ST. LOUIS 12:00p (CT)
DETROIT AT OAKLAND 1:05p (PT)
CLEVELAND AT ARIZONA 2:15p (MT)
NEW ENGLAND AT DENVER 2:15p (MT)
N.Y. JETS AT PHILADELPHIA 4:15p (ET)
BALTIMORE AT SAN DIEGO * 5:20p (PT)

MONDAY, DECEMBER 19

PITTSBURGH AT SAN FRANCISCO 5:30p (PT)

**THURSDAY, DECEMBER 22
(SIXTEENTH WEEKEND)**

HOUSTON AT INDIANAPOLIS 8:20p (ET)

SATURDAY, DECEMBER 24

CLEVELAND AT BALTIMORE 1:00p (ET)
DENVER AT BUFFALO 1:00p (ET)
TAMPA BAY AT CAROLINA 1:00p (ET)
ARIZONA AT CINCINNATI 1:00p (ET)
OAKLAND AT KANSAS CITY 10:00a (PT)
MIAMI AT NEW ENGLAND 1:00p (ET)
N.Y. GIANTS AT N.Y. JETS 1:00p (ET)
ST. LOUIS AT PITTSBURGH 1:00p (ET)
JACKSONVILLE AT TENNESSEE 12:00p (CT)
MINNESOTA AT WASHINGTON 1:00p (ET)
SAN DIEGO AT DETROIT 4:05p (ET)

PHILADELPHIA AT DALLAS 3:15p (CT)
SAN FRANCISCO AT SEATTLE 1:15p (PT)

SUNDAY, DECEMBER 25

CHICAGO AT GREEN BAY 7:20p (CT)

MONDAY, DECEMBER 26

ATLANTA AT NEW ORLEANS 7:30p (CT)

SUNDAY, JANUARY 1

(SEVENTEENTH WEEKEND)**

TAMPA BAY AT ATLANTA 1:00p (ET)
BALTIMORE AT CINCINNATI 1:00p (ET)
PITTSBURGH AT CLEVELAND 1:00p (ET)
DETROIT AT GREEN BAY 12:00p (CT)
TENNESSEE AT HOUSTON 12:00p (CT)
INDIANAPOLIS AT JACKSONVILLE 1:00p (ET)
N.Y. JETS AT MIAMI 1:00p (ET)
CHICAGO AT MINNESOTA 12:00p (CT)
BUFFALO AT NEW ENGLAND 1:00p (ET)
CAROLINA AT NEW ORLEANS 12:00p (CT)
DALLAS AT N.Y. GIANTS 1:00p (ET)
WASHINGTON AT PHILADELPHIA 1:00p (ET)
SAN FRANCISCO AT ST. LOUIS 12:00p (CT)
SEATTLE AT ARIZONA 2:15p (MT)
KANSAS CITY AT DENVER 2:15p (MT)
SAN DIEGO AT OAKLAND 1:15p (PT)

NOTE:

* — Sunday night games in Weeks 11-16 subject to change.

** — Sunday night game in Week 17 TBD

POSTSEASON

| | |
|----------------------|--|
| Saturday, January 7 | AFC and NFC Wild Card Playoffs (NBC) |
| Sunday, January 8 | AFC and NFC Wild Card Playoffs (CBS and FOX) |
| Saturday, January 14 | AFC and NFC Divisional Playoffs (CBS and FOX) |
| Sunday, January 15 | AFC and NFC Divisional Playoffs (CBS and FOX) |
| Sunday, January 22 | AFC and NFC Championship Games (CBS and FOX) |
| Sunday, January 29 | AFC-NFC Pro Bowl in Hawaii (NBC) |
| Sunday, February 5 | Super Bowl XLVI in Indianapolis (NBC) |

**THE GREATNESS OF THE RAIDERS
WILL CONTINUE IN ITS FUTURE**



COMMITMENT TO EXCELLENCE