

**KANSAS CITY**

# **CHIEFS**

**2015 WEEKLY RELEASE**



VS.



**THIS IS CHIEFS KINGDOM**

January 3, 2016





# CHIEFS

REGULAR SEASON GAME NO. 16

## CHIEFS COMMUNICATIONS STAFF CONTACT INFORMATION


Ted Crews  
Brad Gee  
Luke Shanno  
Cydney Ricker  
Simon Noel

Vice President of Communications  
Assistant Director of Communications  
Corporate Communications Manager  
Communications Assistant  
Football Communications Assistant

(816) 920-4359  
(816) 920-4349  
(816) 920-4351  
(816) 920-4352  
(816) 920-4403

tcrews@chiefs.nfl.com  
bgee@chiefs.nfl.com  
lshanno@chiefs.nfl.com  
cricker@chiefs.nfl.com  
snoel@chiefs.nfl.com

## CHIEFS FACE OAKLAND RAIDERS IN FINAL REGULAR SEASON GAME



The Kansas City Chiefs will close out regular season play this Sunday as they host their division rival, the Oakland Raiders. Kickoff at Arrowhead Stadium is slated for 3:25 p.m. CT. The Chiefs clinched a playoff spot last week when the club defeated the Cleveland Browns 17-13 at Arrowhead Stadium. The Chiefs enter this week's contest on a nine-game winning streak after starting the season 1-5. The Chiefs are only the second team in NFL history to make the playoffs after starting 1-5, joining the 1970 Bengals.

The Chiefs are 4-1 in division play and 9-2 against AFC opponents. KC has now had three consecutive winning seasons under Head Coach Andy Reid. In the club's current nine-game win streak, the team is averaging 28.3 points per game and allowing only 12.3 points per game. KC has outscored its opponents 255-111 in its last nine games (+144 point differential). Offensively, QB Alex Smith leads the league among consistent starting QBs with only five interceptions this season (min. 300 attempts). He went 312 pass attempts without being picked off, the second longest streak in NFL history behind Tom Brady (358). The Chiefs are second in the NFL to Carolina (+19) in turnover differential with 28 takeaways and only 13 giveaways (+15). Kansas City's defense is tied with Arizona for the league lead in scoring with six returned touchdowns (four INTs, two fumbles).

The club's special teams and defense have been critical in average starting field position. The Chiefs lead the league in that category, averaging the 31.5 yard line. KC's opponents are averaging only the 24.6 yard line (fourth in the NFL). KC has 21 interceptions this season, the second-highest mark in the league behind the Panthers (22).

Reid is currently in his third season with the club and has recorded 30 wins, the most victories by a head coach in team history in his first three seasons. He has qualified for the postseason 11 times (including 2015) in 17 seasons as a head coach. KC has a number of playmakers including wide receiver Jeremy Maclin, who just eclipsed the 1,000-yard receiving mark. He leads the team with 84 catches for 1,034 yards (12.3 avg.) with seven touchdowns. Tight end Travis Kelce is second on that list with 71 catches for 865 yards (12.2 avg.) and five TDs. Chiefs quarterback Alex Smith has a career high 3,330 passing yards on 293 completions. Defensively, linebacker Derrick Johnson leads the team with 106 tackles (87 solo). Linebacker Justin Houston has 7.5 sacks, two INTs, one INT return TD and nine tackles for loss. LB Tamba Hali has 6.5 sacks. Rookie CB Marcus Peters has eight INTs with two TD returns. On special teams, K Cairo Santos is 30 of 37 on field goal attempts (81.1%). RB Knile Davis has returned 24 kickoffs for 603 yards (25.1 avg.).

Following Kansas City's final regular season game, the club will enter the postseason for the second time in three seasons under Reid.

Kansas City Chiefs (10-5) vs. Oakland Raiders (7-8)

Sunday, Jan. 3, 2016 • 3:25 p.m. CT

Arrowhead Stadium • Kansas City, Mo. • FOX

### THIS WEEK'S MEDIA AVAILABILITY

Date	Practice	Coach	Media	Players
Tuesday, Dec. 29	No Media Availability			
Wednesday, Dec. 30	1:20 p.m.	Reid	11:45 a.m.	11:45 a.m.
Thursday, Dec. 31	1:20 p.m.	Coords.	11:45 a.m.	11:45 a.m.
Friday, Jan. 1	11:45 a.m.	Reid	1:05 p.m.	1:05 p.m.
Saturday, Jan. 2	No Media Availability			
Sunday, Jan. 3	Chiefs vs. Raiders - Kansas City - 3:25 p.m. CT			

\* All times are approximate and subject to change with little or no notice. OC Pederson, DC Sutton and ST Toub will speak to the media Thursday.

• Raiders conference calls will take place Wednesday. Head Coach Jack Del Rio at 12:30 p.m. CT with TBD player at 1:55 p.m. CT.

### BROADCAST INFORMATION

**TV Coverage**  
FOX (WDAF Local)

**Play-by-Play:** Kevin Burkhardt  
**Analyst:** John Lynch  
**Sideline:** Pam Oliver

**Chiefs Spanish Radio**  
La Gran D (1340 AM)

**Play-by-Play:** Enrique Morales  
**Color:** Oscar Monterroso  
**Sideline:** Ricardo Soto

**Chiefs FOX Football Radio Network**  
KCFX (101.1 FM)

**Play-by-Play:** Mitch Holthus  
**Color:** Len Dawson  
**Sideline:** Kendall Gammon

**Chiefs Postgame Show**  
KCFX (101.1 FM)

**KCFX Hosts:** Art Hains, Len Dawson, Dan Israel & Kendall Gammon

**Chiefs Twitter Accounts:** @Chiefs  
@ChiefsReporter  
@ChiefsPR

### CHIEFS MEDIA WEBSITE INFORMATION

The Kansas City Chiefs 2015 Media Guide is available on the Chiefs media information website, NFLONG.com. New this season, the club introduced an improved interactive online media guide that features an in-game statistics monitoring platform, in addition to the weekly press materials such as transcripts, weekly releases, bios, additional stats and more. The club's guide is updated weekly throughout the season to reflect the most up-to-date information. Media members can also access the Chiefs credential application through the site. To login, the username is **chiefsmedia** and the password is **chiefs**.

### DID YOU KNOW?

• WR Jeremy Maclin needs just three catches in the season finale to break the club's all-time receptions record in a single season for a wide receiver.

• On Sept. 6, 1998, Raiders Cornerback Charles Woodson played his first career NFL game at Arrowhead Stadium.

## CHIEFS VS. RAIDERS 2015 TEAM COMPARISON

	 Chiefs	 Raiders
Record .....	10-5	7-8
Division Standing .....	2nd (AFCW)	3rd (AFCW)
Turnover Margin (NFL Rank) .....	+15 (2nd)	0 (T-17th)

### Offense (NFL Rank)

Net Yards Per Game .....	330.7 (25th)	342.1 (22nd)
Yards Per Play .....	5.57 (11th)	5.38 (18th)
Points Per Game .....	25.5 (9th)	22.8 (T-16th)
Possession Average .....	30:39 (15th)	29:24 (24th)
Net Rushing Yards Per Game .....	123.7 (7th)	93.9 (25th)
Net Passing Yards Per Game .....	207.0 (28th)	248.1 (15th)
Had Intercepted/Yards .....	5/90	13/381
Sacks Allowed/Yards .....	45/-229.0 (T-28th)	27/-213.0 (8th)
Fumbles/Lost .....	16/8	25/10
Third Down Pct. ....	37.6% (19th)	40.3% (14th)
Red Zone TD Pct. ....	56.9% (T-14th)	62.5% (8th)
Giveaways .....	13 (1st)	23 (T-19th)

### Defense (NFL Rank)

Net Yards Per Game .....	337.6 (8th)	365.3 (22nd)
Yards Per Play .....	5.16 (7th)	5.37 (12th)
Points Per Game .....	18.0 (2nd)	25.1 (21st)
Net Rushing Yds/Game .....	101.5 (12th)	99.3 (9th)
Net Passing Yards Per Game .....	236.1 (12th)	266.0 (27th)
Intercepted By/Yards .....	21/477	12/47.0
Sacks For/Yards .....	41/-253.0 (T-4th)	37/-202.0 (T-12th)
Opponent Fumbles/Lost .....	17/7	18/11
Third Down Pct. ....	34.0% (5th)	37.0% (T-11th)
Red Zone TD Pct. ....	61.5% (T-26th)	50.9% (7th)
Takeaways .....	28 (4th)	23 (T-12th)



### Special Teams (NFL Rank)

Punts-Average Yards (Gross) .....	45.1 (18th)	44.5 (22nd)
Punts-Average Yards (Net) .....	41.2 (7th)	41.1 (8th)
Punt Returns-Average Per .....	7.9 (21st)	6.5 (28th)
Punt Returns-Average Per Allowed ...	6.5 (7th)	6.6 (9th)
Kickoff Returns-Average Per .....	23.8 (19th)	22.9 (21st)
Kickoff Returns-Avg. Per Allowed .....	23.6 (13th)	23.9 (16th)
Field Goals Made/Attempted .....	30/37 (T-25th)	20/25 (T-28th)

### Penalties (NFL Rank)

Penalties Against/Yards .....	99/823.0 (13th)	132/1043.0 (30th)
Opp. Penalties Against/Yds .....	103/882.0 (17th)	99/888.0 (T-22nd)

## CHIEFS VS. RAIDERS 2015 IND. COMPARISON

	Chiefs		Raiders
<b><u>PASSING YARDS</u></b>			
Smith .....	3330	Carr .....	3793

### RUSHING YARDS

West .....	600	Murray .....	1035
Smith .....	437	Carr .....	126
Charles .....	364	Olawale .....	110

### RECEIVING YARDS

Maclin .....	1034	Cooper .....	1050
Kelce .....	865	Crabtree .....	888
Wilson .....	427	Roberts .....	460

### POINTS SCORED

Santos .....	126	Janikowski .....	96
Maclin .....	42	Crabtree .....	48
Kelce .....	34	Two Tied .....	36

### INTERCEPTIONS

Peters .....	8	Woodson .....	5
Six Tied .....	2	Amerson .....	3

### SACKS

Houston .....	7.5	Mack .....	15.0
Hali .....	6.5	M. Smith .....	4.0
Two Tied .....	4.5	A. Smith .....	3.5
Two Tied .....	4.0	Autry .....	3.0

### DEFENSIVE TACKLES

Johnson .....	106	M. Smith .....	117
Parker .....	72	Hayden .....	69
Berry .....	61	Two Tied .....	67

### KICKOFF RETURNS (AVG.)

Davis .....	24 (25.1)	Jones .....	28 (25.2)
Thomas .....	6 (23.0)	Ross .....	11 (22.0)

### PUNT RETURNS (AVG.)

Thomas .....	29 (7.8)	Carrie .....	19 (6.2)
Hammond .....	11 (8.5)		

### FIELD GOALS

Santos .....	30/37 (81.1%)	Janikowski .....	20/25 (80.0%)
--------------	---------------	------------------	---------------

### PUNTS (GROSS/NET AVG.)

Colquitt .....	70 (45.1/41.2)	King .....	77 (44.5/41.1)
----------------	----------------	------------	----------------

## CHIEFS VS. RAIDERS SERIES HISTORY

• The Chiefs and Raiders are meeting for the 111<sup>th</sup> time in franchise history on Sunday. The Chiefs lead the overall series 57-51-2. Additionally, Kansas City is 2-1 in three career postseason matchups vs. Oakland.

• Sunday's game will be the 44<sup>th</sup> time the two clubs have met at Arrowhead Stadium, with the Chiefs leading that series 24-19.

• Kansas City's 59 regular and postseason victories against the Raiders franchise are the most against one team.

• Alex Smith is 6-1 in his career as a starter against Oakland, while Andy Reid is 5-3 in eight career matchups versus the Raiders.

### CHIEFS VS. RAIDERS SERIES HISTORY - LAST 10 GAMES

Date	Result	Of Note
1/2/11*	L, 31-10	OAK: 209 rush yards, 2 TDs.
10/23/11	W, 28-0	KC DEF: six INTs, 2 TDs.
12/24/11*	L, 16-13 OT	OAK: S. Janikowski 3 FGs, GW 36-yd FG in OT.
10/28/12*	L, 26-16	OAK: C. Palmer 14-28, 209 yards, 2 TDs, INT.
12/16/12	L, 15-0	OAK: S. Janikowski 5-5 FGs.
10/13/13*	W, 24-7	KC DEF: 9.0 sacks, 3 INTs; H. Abdullah: 44-yd pick-six.
12/15/13	W, 56-31	KC: J. Charles 5 total TDs; E. Berry 47-yd pick-six.
11/20/14	L, 24-20	OAK: J. Jones GW 9-yard TD rec. w/ 1:42 remaining.
12/14/14*	W, 31-13	KC: D. Thomas 156 PR yards, TD.
12/6/15	W, 34-20	KC DEF: 3 INTs, 162 return yds, TD; J. Maclin 2 rec. TDs.

\*at Arrowhead

## CHIEFS HEAD COACH ANDY REID



Reid is currently in his 24th NFL season and third with the Chiefs. In his first three seasons with the club he has tallied 30 wins, more victories than any other head coach in franchise history in his first three years. Under Reid, the Chiefs have clinched their second trip to the postseason in three years. In 2013, Reid led the Chiefs to an 11-5 record marking the greatest single-season turnaround in franchise history and the team's first postseason appearance since 2010.

Reid boasts a career record of 160-110-1 (.592) in the regular season. He also owns a 10-10 postseason record. He ranks 14th in NFL history in regular-season winning percentage and is one of seven active NFL coaches with over 100 regular season wins. Prior to joining the Chiefs, Reid led the Philadelphia Eagles to a 130-93-1 (.583) regular season record during his 14 seasons as head coach. He led the Eagles franchise to one Super Bowl appearance. When you include his time as an NFL assistant coach, his teams have made the playoffs 18 times including 2015 (19-15 record), and he has coached in three Super Bowls and eight NFC Championships.

Reid spent seven seasons as an assistant coach with the Green Bay Packers under Head Coach Mike Holmgren. Prior to joining the NFL ranks, Reid's final collegiate stop was the University of Missouri (1989-91). Prior to his stint with the Tigers, Reid spent two years working with the offensive line at the University of Texas – El Paso, and before that, he held the same position with Northern Arizona. In 1983, Reid took the position of offensive coordinator and offensive line coach at San Francisco State (1983-85).

A tackle/guard at Brigham Young University from 1979-81, Reid entered the coaching ranks as a graduate assistant at BYU in 1982.

<b>NFL Head Coach:</b>	17th Year	<b>Record w/ KC:</b>	30-17 (.638)
<b>NFL Coach Overall:</b>	24th Year	<b>Record w/ PHI:</b>	130-93-1 (.583)
<b>NFL Overall:</b>	170-120-1 (.586)	<b>Record vs. OAK:</b>	5-3 (.625)
<b>Reg. Season:</b>	160-110-1 (.592)	<b>College:</b>	BYU ('81)
<b>Postseason:</b>	10-10 (.500)	<b>Hometown:</b>	Los Angeles

### ANDY REID'S CAREER PATH

1979-82	BYU	Tackle/Guard ('79-81) Graduate Assistant ('82)
1983-85	San Francisco State	Offensive Coordinator/ Offensive Line
1986	Northern Arizona	Offensive Line
1987-88	Texas-El Paso	Offensive Line
1989-91	Missouri	Offensive Line
1992-98	Green Bay Packers	Tight Ends / Offensive Line ('92-96) Quarterbacks ('97-98)
1999-12	Philadelphia Eagles	Head Coach ('99-00) HC/Exec. V.P. Football Ops ('01-12)
2013-15	Kansas City Chiefs	Head Coach



### ANDY REID'S HARDWARE



Super Bowls

**96 97 04**  
Conference Titles

**95 96 97 01**  
**02 03 04 06 10**  
Division Titles

## RAIDERS HEAD COACH JACK DEL RIO



Jack Del Rio was named the 19th head coach in the 55-year history of the Oakland Raiders franchise on Jan. 15, 2015. Del Rio is now in his 30th year in the NFL and his 19th season coaching after an 11 year playing career.

Del Rio is in his second tenure at the helm of an NFL team, as he served in that role with the Jacksonville Jaguars for nine seasons from 2003-11. He spent the past three seasons as defensive coordinator of the Denver Broncos.

Prior to joining the Broncos in 2012, Del Rio spent nine seasons as the head coach in Jacksonville. Under Del Rio, the Jaguars made two playoff appearances in 2005 and 2007, highlighted by the club's first postseason win in eight seasons with a 31-29 road victory against the Pittsburgh Steelers in a 2007 AFC Wild Card Game.

Del Rio began his coaching career with the New Orleans Saints under Head Coach Mike Ditka, serving as an assistant strength coach.

A veteran of 11 seasons as a NFL linebacker, he was selected in the third round (68th overall) of the 1985 NFL Draft by New Orleans.

Del Rio was a four-year starter at USC, where he earned consensus All-American honors as a senior and was runner-up for the Lombardi Award, given to the nation's best lineman or linebacker.

Born on April 4, 1963, in Castro Valley, Calif., Del Rio and his wife, Linda, have three daughters, Lauren, Hope and Aubrey, and a son, Luke.

<b>NFL Head Coach:</b>	10th Year	<b>Record w/ OAK:</b>	7-8 (.467)
<b>NFL Coach Overall:</b>	19th Year	<b>Record vs. KC :</b>	3-3 (.500)
<b>NFL Overall:</b>	76-81 (.484)	<b>College:</b>	USC
<b>Regular Season:</b>	75-79 (.487)	<b>Hometown:</b>	Castro Valley, Calif.
<b>Postseason:</b>	1-2 (.333)		

### JACK DEL RIO'S CAREER PATH

1997-98	New Orleans Saints	Strength & Conditioning
1999-01	Baltimore Ravens	Linebackers
2002	Carolina Panthers	Defensive Coordinator
2003-11	Jacksonville Jaguars	Head Coach
2012-14	Denver Broncos	Defensive Coordinator
2015	Oakland Raiders	Head Coach



### JACK DEL RIO'S HARDWARE



Super Bowls

**00 13**  
Conference Titles  
**12 13 14**  
Division Titles



## CHIEFS 2015 SCHEDULE

### PRESEASON

Date	Opponent	Time	Result
Aug. 15	at Arizona	8 p.m.	W, 34-19
Aug. 21	Seattle	7 p.m.	W, 14-13
Aug. 28	Tennessee	7 p.m.	W, 34-10
Sept. 3	at St. Louis	7 p.m.	W, 24-17

### REGULAR SEASON

Date	Opponent	Time	Network
Sept. 13	at Houston	Noon	W, 27-20
Sept. 17	Denver	7:25 p.m.	L, 24-31
Sept. 28	at Green Bay	7:30 p.m.	L, 28-38
Oct. 4	at Cincinnati	Noon	L, 21-36
Oct. 11	Chicago	Noon	L, 17-18
Oct. 18	at Minnesota	Noon	L, 10-16
Oct. 25	Pittsburgh	Noon	W, 23-13
Nov. 1	Detroit (London)	8:30 a.m.	W, 45-10
Nov. 8	BYE WEEK	—	—
Nov. 15	at Denver	3:25 p.m.	W, 29-13
Nov. 22	at San Diego*	3:05 p.m.	W, 33-3
Nov. 29	Buffalo*	Noon	W, 30-22
Dec. 6	at Oakland*	3:05 p.m.	W, 34-20
Dec. 13	San Diego*	Noon	W, 10-3
Dec. 20	at Baltimore*	Noon	W, 34-14
Dec. 27	Cleveland*	Noon	W, 17-13
Jan. 3	Oakland*	3:25 p.m.	FOX

Home games in bold; all kickoffs are Central Time.

\* Subject to Flexible Scheduling



## CHIEFS ALL-TIME VS. AFC WEST OPPONENTS

### OVERALL (REG. SEASON)

Team	Record	Pct.	Longest Win Streak
Denver	57-54-0	.514	11 (1964-1969)
Oakland	57-51-2	.527	9 (2003-2007)
San Diego	56-54-1	.509	6 (1990-1992)

### AT HOME (REG. SEASON)

Team	Record	Pct.	Longest Win Streak
Denver	36-19-0	.655	14 (1960-1973)
Oakland	30-24-1	.555	10 (1989-1998)
San Diego	33-23-0	.589	7 (1997-2003)

### ON THE ROAD (REG. SEASON)

Team	Record	Pct.	Longest Win Streak
Denver	21-35-0	.375	5 (1965-1969)
Oakland	27-27-1	.500	7 (2003-2009)
San Diego	23-31-1	.427	6 (1972-1977)

## 2015 STRENGTH OF SCHEDULE

Below is a breakdown of the Chiefs 2015 opponents and their record in 2014. Kansas City's 2015 schedule features 11 games against teams that finished at or above .500. The total record of the club's opponents combined is 115-92-1 (.555). The club has seven games against six playoff teams.

Home	Record	Road	Record
Denver Broncos	12-4 (.750)	Denver Broncos	12-4 (.750)
San Diego Chargers	9-7 (.563)	San Diego Chargers	9-7 (.563)
Oakland Raiders	3-13 (.188)	Oakland Raiders	3-13 (.188)
Cleveland Browns	7-9 (.438)	Baltimore Ravens	10-6 (.625)
Pittsburgh Steelers	11-5 (.688)	Cincinnati Bengals	10-5-1 (.656)
Buffalo Bills	9-7 (.563)	Houston Texans	9-7 (.563)
Chicago Bears	5-11 (.313)	Green Bay Packers	12-4 (.750)
Detroit Lions	11-5 (.688)	Minnesota Vikings	7-9 (.438)



## BIG DIFFERENTIAL

Since the game versus Pittsburgh on Oct. 25, the Chiefs have tallied a point differential of +144 in their nine-game winning streak. This leads the NFL compared to all other teams' point differential from their last nine games.

### NFL Leaders, Point Differential, Last Nine Contests

Rk.	Team	Differential
1.	Kansas City	+144
2.	Arizona	+118
3.	Carolina	+112
4.	Seattle	+107
5.	New England	+73

## 2015 CHIEFS TEAM STATS & RANKINGS

### CATEGORY

### TOTAL



Total Offense	330.7	13th	25th
Rush Offense	123.7	2nd	7th
Pass Offense	207.0	16th	28th
Total Defense	337.6	5th	8th
Rush Defense	101.5	8th	12th
Pass Defense	236.1	6th	12th
Points/Game	25.5	4th	9th
Opp. Pts./Game	18.0	2nd	2nd

## 2015 CHIEFS INDIVIDUAL STATS & RANKINGS

### CATEGORY

### PLAYER

### TOTAL



Scoring (NK)	Maclin	42	T-19th	T-37th
Rushing Yards	West	600	16th	31st
QB Rating	Smith	96.7	4th	9th
Receptions	Maclin	84	7th	11th
Rec. Yards	Maclin	1,034	12th	19th
Interceptions	Peters	8	T-1st	T-1st
Punting Avg.	Colquitt	45.1	11th	20th
Punt Ret. Avg.	Thomas	7.8	8th	17th
KO Ret. Avg.	Davis	25.1	3rd	9th
Sacks	Houston	7.5	11th	T-23rd

## 2015 AFC WEST STANDINGS

Team	W	L	Pct.	PF	PA	Streak
Denver Broncos	11	4	.733	328	276	Won 1
<b>Kansas City Chiefs</b>	<b>10</b>	<b>5</b>	<b>.667</b>	<b>382</b>	<b>270</b>	<b>Won 9</b>
Oakland Raiders	7	8	.467	342	376	Won 1
San Diego Chargers	4	11	.267	300	371	Lost 1

## NFL REGULAR SEASON WEEK 17 SCHEDULE

### Sunday, Jan. 3

Jets at Bills .....	12 p.m.
Patriots at Dolphins .....	12 p.m.
Saints at Falcons .....	12 p.m.
Ravens at Bengals .....	12 p.m.
Steelers at Browns .....	12 p.m.
Jaguars at Texans .....	12 p.m.
Titans at Colts .....	12 p.m.
Redskins at Cowboys .....	12 p.m.
Eagles at Giants .....	12 p.m.
Lions at Bears .....	12 p.m.
Buccaneers at Panthers .....	3:25 p.m.
<b>Raiders at Chiefs .....</b>	<b>3:25 p.m.</b>
Chargers at Broncos .....	3:25 p.m.
Seahawks at Cardinals .....	3:25 p.m.
Rams at 49ers .....	3:25 p.m.
Vikings at Packers .....	7:30 p.m.

## 2015-2016 CHIEFS PRO BOWL PLAYERS

Five members of the Kansas City Chiefs were selected to participate in the 2016 NFL Pro Bowl. Safety Eric Berry, linebackers Tamba Hali and Justin Houston, tight end Travis Kelce and cornerback Marcus Peters will represent the Chiefs in the NFL's All-Star game.

The 2016 Pro Bowl will be played on Sunday, Jan. 31, and televised live on ESPN at 6 p.m. CT from Aloha Stadium in Honolulu, Hawaii. This year's all-star game features the new format adopted in 2014. Players were selected without regard to conference in voting by fans, coaches and players. Players will be assigned to teams during the 2016 Pro Bowl Draft on Wednesday, Jan. 27 at 7 p.m. CT on ESPN2.

For Berry and Houston, it was their fourth Pro Bowl nomination, for Hali his fifth, and for Kelce and Peters it was their first invitation to the NFL's All-Star game.



## CHIEFS ASSISTANT COACHES

### OFFENSIVE STAFF

**David Culley**  
Asst. Head Coach/Wide Receivers

**Doug Pederson**  
Offensive Coordinator

**Eric Bieniemy**  
Running Backs

**Andy Heck**  
Offensive Line

**Eugene Chung**  
Asst. Offensive Line

**Tom Melvin**  
Tight Ends

**Matt Nagy**  
Quarterbacks

**Corey Mattheai**  
Asst. Quarterbacks

### DEFENSIVE STAFF

**Bob Sutton**  
Defensive Coordinator

**Tommy Brasher**  
Defensive Line

**Gary Gibbs**  
Linebackers

**Emmitt Thomas**  
Defensive Backs

**Al Harris**  
Asst. Secondary

**Mark DeLeone**  
Asst. Linebackers

**Britt Reid**  
Asst. Defensive Line

### SPECIAL TEAMS STAFF

**Dave Toub**  
Special Teams Coordinator

**Brock Olivo**  
Asst. Special Teams

**MISCELLANEOUS**  
**Barry Rubin**  
Head Strength and Conditioning

**Travis Crittenden**  
Asst. Strength and Conditioning

**Brent Salazar**  
Asst. Strength and Conditioning

**Brad Childress**  
Spread Game Analyst/Special Projects

**Mike Frazier**  
Statistical Analysis Coordinator



## THE LAST MEETING

Chiefs 34, Raiders 20

December 6, 2015 • O.co Coliseum • 55,010



KANSAS CITY .....	7	0	7	20	—	34
OAKLAND .....	7	7	6	0	—	20

**OAK** — Murray, 2-yard run (Janikowski kick) (9-80, 4:35)  
**KC** — Smith, 3-yard run (Santos kick) (9-56, 5:27)  
**OAK** — Crabtree, 25-yard pass from Carr (Janikowski kick) (4-36, 0:40)  
**KC** — Ware, 10-yard run (Santos kick) (9-80, 5:44)  
**OAK** — Smith, 5-yard pass from Carr (Kick failed, hlu) (13-83, 7:04)  
**KC** — Maclin, 1-yard pass from Smith (Pass failed) (2-2, 0:41)  
**KC** — Maclin, 13-yard pass from Smith (Kick failed, wr) (2-13, 0:11)  
**KC** — Branch, 38-yard interception return (Smith-Kelce pass)

Team Statistics	Chiefs	Raiders
First Downs .....	15	27
Total Net Yards .....	232	361
Rushes/Net Yards .....	22/89	24/99
Net Passing .....	143	262
Pass Attempts/Completions .....	22/16	48/31
Had Intercepted .....	0	3
Times Sacked/Yards .....	4.0/19	4.0/21
Punts/Average .....	5/50.0	4/39.5
Penalties/Yards .....	11/88	4/21
Fumbles/Lost .....	3/2	3/0
Possession Time .....	25:32	34:28

**RUSHING**  
**KC** — West 9-35; Ware 7-26, TD; Smith 5-23, TD; Wilson 1-5.  
**OAK** — Murray 20-86, TD; Olawale 2-16; Reece 1-4; Cooper 1-(-7).

**RECEIVING**  
**KC** — Maclin 9-95, 2 TDs; Kelce 2-42; West 2-9; Ware 2-(-1); Wilson 1-17.  
**OAK** — Walford 5-53; Crabtree 5-45, TD; Cooper 4-69; Roberts 4-51; Murray 4-11; Reece 3-19; Rivera 2-13; Helu 1-15; Smith 1-5, TD; Holmes 1-1; Olawale 1-1.

**PASSING**  
**KC** — Smith 16-22-162, 2 TDs.  
**OAK** — Carr 31-48-283, 2 TDs, 3 INTs.

**INTERCEPTIONS**  
**KC** — Branch 1, Mauga 1, Peters 1.  
**OAK** — None.

**SACKS**  
**KC** — Zombo 2.0, Johnson 1.0, Sorensen 1.0.  
**OAK** — Mack 2.0, Edwards 1.0, Heeney 0.5, Williams 0.5.

**FIELD GOALS**  
**KC** — None.  
**OAK** — Janikowski 49LU.

## CHIEFS VS. RAIDERS CONNECTIONS

### Professional

• The General Managers of both the Raiders and Chiefs spent the majority of their careers in the front office with the Green Bay Packers. Raiders GM **Reggie McKenzie** was with the Packers from 1994-2011 in the Pro Personnel and Football Operations departments. Chiefs GM **John Dorsey** (1984-98, 2000-12) began as a player before transitioning into the scouting and Football Operations departments in Green Bay. Dorsey succeeded McKenzie as Packers' Director of Football Operations when McKenzie became the Raiders' General Manager in 2012.

• Additionally, Raiders Defensive Line Coach **Jethro Franklin** (2000-04) was the Defensive Line Coach with the Packers with Dorsey and numerous other members of the Chiefs staff. Oakland Director of College Scouting **Shaun Herock** spent 11 seasons as the Packers' Assistant Director of College Scouting, when John Dorsey was the Director of College Scouting from 2000-11.

• Also in Green Bay, Kansas City LB **Frank Zombo** (2010-12), Oakland WR **Jeremy Ross** (2012-13) and S **Charles Woodson** (2006-12) played for the Packers together.

• Raiders Head Coach **Jack Del Rio** (2003-11) was the Head Coach of the Jacksonville Jaguars for nine seasons. While with the Jaguars, Del Rio and Raiders Tight Ends Coach **Bobby Johnson** (2012), Offensive Coordinator **Bill Musgrave** (2003-04), Offensive Line Coach **Mike Tice** (2006-09) and OL **Khalif Barnes** (2005-08) were with Chiefs Offensive Line Coach **Andy Heck** (2004-12) when Heck coached the offensive line, spending his final seven seasons as Offensive Line Coach with the Jaguars.

• Chiefs Defensive Line Coach **Tommy Brasher** spent the 1990 season as the Defensive Line Coach with the Buccaneers, while Raiders Defensive Assistant **Sam Anno** (1989-91) was a Linebacker in Tampa Bay. Anno went

on to play for the San Diego Chargers (1992-93), where he was a teammate of Chiefs Running Backs Coach **Eric Bieniemy** (1991-94), while Bieniemy was a Running Back.

• Oakland Quarterbacks Coach **Todd Downing** (2001-05) began his career on the Minnesota Vikings coaching staff while **Emmitt Thomas** (2000-01) was the team's Defensive Coordinator.

• Chiefs Special Teams Coordinator **Dave Toub** (2004-12) held the same title with the Chicago Bears while Raiders Assistant Offensive Line Coach **Tim Holt** (2012) spent one season in the same position with the Bears in addition to Raiders T **J'Marcus Webb** (2010-12) playing for Chicago.

• Kansas City FB **Anthony Sherman** (2011-12) played for the Cardinals when Oakland DT **Dan Williams** (2010-14) was in Arizona.

• Raiders Offensive Coordinator **Bill Musgrave** (2006-10) was the Falcons Quarterbacks Coach for five seasons while Chiefs Defensive Backs Coach **Emmitt Thomas** (2002-09) served numerous positions in Atlanta, including Interim Head Coach in 2007 and Assistant Head Coach/Secondary from 2008-09. Additionally, Musgrave (2011-13) spent three seasons as the Vikings Offensive Coordinator while Chiefs S **Husain Abdullah** (2008-11) was in the Minnesota secondary.

• Raiders Running Backs Coach **Bernie Parmalee** (1999-00) spent his final NFL season as an RB for the Jets while Chiefs Defensive Coordinator **Bob Sutton** (2000-12) began his time in New York as the Jets' Linebackers Coach.

• Chiefs QB **Alex Smith** (2005-12) was with the 49ers while Raiders Special Teams Coordinator **Brad Seely** (2011-14) was the Assistant Head Coach/Special Teams Coordinator in San Francisco. Additionally, Smith and



Raiders WR **Michael Crabtree** (2009-14) played for the 49ers together. From 2009-12, Smith completed 891 passes for 10,096 yards and 67 touchdowns. Oakland S **Taylor Mays** (2010) also played during Smith and Crabtree's time in San Francisco.

- Kansas City DB **Ron Parker** (2011) was with the Seattle Seahawks while Oakland Assistant Special Teams Coach **Tracy Smith** (2011) was a Coaching Assistant in Seattle.

- Kansas City FB/RB **Spencer Ware** (2013) played for the Seahawks when Oakland LB **Benson Mayowa** (2013) spent a single season in Seattle and LB **Malcolm Smith** (2011-14) played for the franchise.

- Chiefs Defensive Backs Coach **Emmitt Thomas** (2000-01) was the Defensive Coordinator of the Minnesota Vikings while Raiders Offensive Line Coach **Mike Tice** (1996-05) spent part of his Vikings' career as Offensive Line/Assistant Head Coach as well as Interim Head Coach in 2001. Later in his career, Tice (2010-12) was with the Bears as Offensive Line Coach and Offensive Coordinator his final season when Chiefs Special Teams Coordinator **Dave Toub** (2004-12) was leading the Chicago Special Teams unit.

- Oakland Assistant Defensive Backs Coach **Rod Woodson** (1987-96) began his Hall of Fame career with the Pittsburgh Steelers while Chiefs Assistant Head Coach/Wide Receivers **David Culley** (1996-98) was the Wide Receivers Coach.

- Raiders S **Nate Allen** (2010-14) played for the Eagles when Chiefs Head Coach **Andy Reid** and multiple members of the Chiefs staff were a part of the Eagles from 1999 to 2012.

- Oakland T **Donald Penn** (2006) spent a single season in Minneapolis when Chiefs Running Backs Coach **Eric Bieniemy** (2006-10) served in the same role and Spread Game Analyst/Special Projects **Brad Childress** (2006-10) was the Head Coach of the Vikings.

#### College

- Raiders Defensive Line Coach **Jethro Franklin** (2010) and WR **Rod Streater** (2010-11) spent time at Temple while Chiefs Assistant Defensive Line Coach **Britt Reid** (2010-12) was a Student Assistant with the Owls.

- Oakland Running Backs Coach **Bernie Parmalee** spent the 2014 season at the University of Kansas as the Jayhawks' Quality Control-Offense/Assistant Running Backs Coach.

- Chiefs OL **Zach Fulton** (2010-13) and Raiders TE **Mychal Rivera** (2010-12) played at Tennessee while Raiders Linebackers Coach **Sal Sunseri** (2012) was the Defensive Coordinator for the Volunteers.

- For a single season at Utah, Chiefs CB **Sean Smith** (2005-08) and Oakland OL **Tony Bergstrom** (2008-11) played together.

- When Chiefs DE **Allen Bailey** (2007-10) played in his last season for the Hurricanes, Raiders G **Jon Feliciano** (2010-14) and TE **Clive Walford** (2010-14) were true freshmen at Miami.

- Oakland LB **Ben Heeney** (2011-14) and CB **Dexter McDonald** both played for the Kansas Jayhawks during their collegiate careers.

- Chiefs CB **Jamell Fleming** (2007-11) spent a single season with Raiders LB **Curtis Lofton** (2005-07) when the two played for the Oklahoma Sooners. Raiders DT **Stacy McGee** (2009-12) also played for the Sooners when Fleming was in Norman.

- Chiefs LB **Dee Ford** (2009-13) and Oakland CB **Neiko Thorpe** (2008-11) were a part of the Auburn Tigers' defense together for several seasons.

#### Former Chiefs

- Raiders Head Coach **Jack Del Rio** (1987-88) spent two seasons as a Linebacker for the Chiefs. Del Rio started 17 games, recording 77 total tackles and 4.0 sacks.

- Oakland C **Rodney Hudson** (2011-14) saw action in 51 games with 35 starts during his time with the Chiefs.

- Raiders Running Backs Coach **Bernie Parmalee** (2010-12) was the Tight Ends Coach with the Chiefs for three seasons.

- From 2008 to 2014, Oakland LS **Thomas Gafford** played for Kansas City.

#### Former Raiders

- Chiefs DB **Ron Parker** played in three games for the Raiders during the 2011 season.

- Kansas City S **Tyvon Branch** (2008-14) was a fourth round pick and spent his entire career with Oakland before coming to the Chiefs prior to the 2015 season. Branch totaled 476 tackles and four interceptions during his seven seasons with the Raiders.

#### Hometown/Local

- Chiefs rookie CB **Marcus Peters** is an Oakland, Calif., native. Peters led McClymonds High School in Oakland to the school's first undefeated season and was named MVP of the Oakland Athletic League as a senior.

- Raiders General Manager **Reggie McKenzie**, Director of Player Personnel **Joey Clinkscale** and Chiefs P **Dustin Colquitt** are all from Knoxville, Tenn.

- Oakland Strength and Conditioning Assistant **Wes Miller** is a native of St. Joseph, Mo.

- Chiefs CB **Sean Smith** and Raiders Defensive Backs Coach **Marcus Robertson** are both natives of Pasadena, Calif.

- Oakland CB **DJ Hayden**, Chiefs Linebackers Coach **Gary Gibbs** and DT **David King** are all natives of Houston, Texas.

- Raiders LB **Ben Heeney** attended Hutchinson High School in Hutchinson, Kan.

- Oakland CB **Dexter McDonald** is a native of Kansas City, Mo. McDonald played at Rockhurst High School.

- Chiefs Assistant Defensive Line Coach **Britt Reid** and Raiders FB **Jamize Olawale** were both born in San Francisco, Calif.





# CHIEFS DEFENSIVE RANKINGS

Kansas City's defense has established itself as one of the National Football League's top units over the past few seasons. The team continues that trend in 2015. Below is a look at the categories the Chiefs rank inside the top 10 this season.

Category	NFL Rank	Value
Avg. Margin of Defeat	8th	7.80 points
Opp. Passer Rating in Blitz Situations	4th	70.61 rating
Fumble Returns of 20+ Yards	T-8th	1 return
Goal-to-Go Takeaways	T-8th	1 takeaway
Interception Returns of 20+ Yards	1st	8 returns
Miscellaneous Touchdowns Allowed	T-3rd	1 touchdown
Offensive Points Allowed	5th	263 points
Opp. Field Goal Percentage	10th	81.0%
Opp. Avg. Starting Field Position	3rd	24.6 yard line
Opp. Avg. Starting Field Position Away	5th	24.9 yard line
Opp. Avg. Starting Field Position Home	5th	24.2 yard line
Opp. Punt Returns of 20+ Yards	T-1st	0 returns
Opp. Red Zone 3rd Down Conversions	5th	33.3%
Opp. Offensive Touchdowns	T-9th	31 touchdowns
Opp. Two-Point Conversion Percentage	T-8th	33.3%
Opp. 2nd Down Conversions	12th	30.7%
Opp. 3rd Down Conversions	5th	34.0%
Opp. 3rd and 4th and 1 Conversion Pct.	1st	44.0%
Opp. 3rd and 1 Conversion Pct.	2nd	47.4%
Opp. 3rd and <4 Yards Pct.	2nd	47.8%
Opp. 4th and 1 Conversion Pct.	4th	33.3%
Opp. 4th and <4 Yards Pct.	T-8th	50.0%
Opp. Avg. Yards to Go on 2nd Down	6th	8.38 yards
Opp. Completions of 20+ Yards	T-8th	45 completions
Opp. Yards After Catch vs. Air Yards	3rd	1,444 yards
Opp. Passing for 4+ Yards on 1st Down	2nd	47.2%
Opp. Rushing Plays of 50+ Yards	T-1st	0 rushes
Opp. Rushing for 4+ Yards on 1st Down	7th	37.8%
Opp. Scoring Outside the Red Zone	4th	69 points
Opp. Total Avg. Yards per Down	7th	5.16 yards
Opp. 10 Play Drives	T-8th	22 drives
Opp. Pct. of 1st Downs Gaining 4+ Yds	4th	43.0%
Opp. 1st Down Average Gain	10th	5.13 yards
Opp. 3rd Down Conversion Pct.	5th	34.0%
Opp. Kickoff Touchback Pct.	6th	46.6%
Opp. Plays of 20+ Yards	T-7th	54 plays
Opp. Plays of 20+ Yards (last 8 games)	3rd	22 plays
Opp. Punt Return Avg.	7th	6.5 yards
Opp. Points on Drives of 4/Fewer Plays	2nd	15 points
Opp. Turnover Pct. on 4/Fewer Plays	9th	6.4%
Opp. Red Zone Drives	T-8th	39 drives
Opp. Rushes and Completions	6th	46.3%
Opp. Total Points Scored	2nd	270 points
Opp. Scoring Efficiency	4th	27.9%
Opp. Touchdown Drives	T-9th	31 drives
Opp. Yards per Game	8th	337.6 yards
Opp. Yards per Play	7th	5.16 yards
Opp. Overall Passer Rating	2nd	75.9 rating
Opp. Passing Defense on 1st Down	2nd	76.2 rating
Opp. Passing Defense on 2nd Down	5th	83.3 rating
Points Allowed on Poss. after Turnovers	4th	29 points
Red Zone Takeaways	T-7th	3 takeaways
Sacks	T-4th	41 sacks
Opp. Drives Starting Inside Own 20	2nd	55 drives
Opp. Drives Starting Inside Team's 50	T-6th	13 drives
Successful Plays Allowed Pct.	5th	43.5%
Takeaway Points Scored	3rd	119 points
Takeaways	4th	28 takeaways
Total Points Allowed	2nd	270 points
Total Points Allowed in Past 8 Games	1st	98 points
Plays of 1 or Fewer Yards After Catch	T-8th	59 plays

# CHIEFS OFFENSIVE RANKINGS

Kansas City's offense ranks in the top 10 in a number of categories so far in the 2015 season. Below is a snapshot of the categories the Chiefs rank inside the top 10.

Category	NFL Rank	Value
Avg. Gain on First Down	10th	5.67 yards
3rd and 4-6 Conversions	T-6th	50.0%
4th Down Conversions	2nd	71.4%
4th and +6 Yards Conversions	T-4th	50.0%
4th and <4 Conversions	4th	75.0%
Average Margin of Victory	3rd	15.10 points
5 Minute Drives	T-8th	22 drives
Passer Rating in Blitz Situations	3rd	113.63
Points on First Offensive Possession	T-4th	41 points
Dropped Passes Percentage	10th	5.1%
Avg. Starting Field Position	1st	31.5 yard line
Avg. Starting Field Position Away	3rd	32.6 yard line
Avg. Starting Field Position Home	5th	30.1 yard line
Giveaway Points Allowed	3rd	36 points
Total Giveaways	1st	13 giveaways
Goal-to-Go Touchdown Efficiency	6th	76.0%
Miscellaneous Touchdowns	T-2nd	6 touchdowns
Offensive Scoring Efficiency	7th	38.8%
Opp. INT Returns of 20+ Yards	T-3rd	2 returns
Opp. Takeaway Scoring Breakdown	1st	13 takeaways
Overall Passer Rating	8th	96.7 rating
Yards After Catch vs. Air Yards	7th	1,872 yards
Pass Rating on Attempts of 21+ Yards	4th	106.3 rating
Points Scored on 1st Off. Possession	T-4th	41 points
Points on Possessions After Takeaways	4th	76 points
Points on Drives of 4 or Fewer Plays	1st	75 points
Turnover Pct. on 4 or Fewer Plays	5th	3.5%
Red Zone Drives	T-7th	51 drives
Red Zones Giveaways	T-9th	2 giveaways
Non-Kneel Negative Yard Rushes	T-7th	32 rushes
Rushes of 20+ Yards	T-6th	12 rushes
Rushes of 50+ Yards	T-8th	1 rush
Avg. Rush Yards per Game	7th	123.7 yards
Rushing for 4+ Yards	5th	46.3%
Total Points Scored	9th	382 points
Scoring Differential	6th	+112 points
Drives Starting Inside Opp.'s 20	T-2nd	5 drives
Drives Starting Inside Opp.'s 50	2nd	26 drives
Total Takeaways	4th	28 takeaways
Points per Game	9th	25.5 points
Total Points Scored in Past 8 Games	5th	232 points
Turnover Differential	2nd	+15 turnovers

# TOP PERFORMERS VS. RAIDERS

## QB Alex Smith

Comp.	Att.	Yards	TD	INT	Rating
116	191	1,469	16	1	110.5

• In seven contests against the Raiders, Alex Smith has thrown for 16 touchdowns with an average of 209.9 passing yards per game. Smith has played a major role in his offensive units scoring 216 points in those seven contests. He is 6-1 all time when playing Oakland.

## LB Derrick Johnson

• Derrick Johnson has 131 tackles (114 solo), 4.0 sacks for a loss of 15 yards, two interceptions, 11 tackles for loss, three forced fumbles, three fumble recoveries and eight passes defended in 18 contests against the Raiders.

## P Dustin Colquitt

• Colquitt has punted 116 times in the 21 games that he has faced Oakland, with 53 landing inside of the 20.

## S Eric Berry

• In eight games, Eric Berry has 42 tackles (37 solo), 3.0 sacks for a loss of 22 yards, two interceptions in a single game in 2013, six tackles for loss and three passes defended.

### PICK CITY

The Chiefs defense has been a dominant part of the team's recent winning streak, ranking first in the AFC in interceptions. Below is a ranking of the NFL leaders in interceptions, by team.

#### NFL Leaders, Interceptions, 2015

##### Team Rankings

Rk.	Team	INTs	TDs
1.	Panthers	22	4
2.	Chiefs	21	4
3t.	Bengals	19	1
	Cardinals	19	4
5.	Jets	18	0

### PRECISION PASSING STREAK

Alex Smith's streak without an interception began in the third quarter of Week Three at Green Bay and ended in the second quarter of Week 14 vs. San Diego. Smith's 312 attempts without an INT were 136 more than the next closest quarterback in 2015.

#### NFL Leaders (2015)

##### Consecutive Pass Attempts Without an Interception

Rk.	QB	Att.	Time
1.	Alex Smith	312	Sept. 28-Dec. 13
2.	Tom Brady	176	Sept. 10-Oct. 18
3.	Russell Wilson	168	Nov. 15 - Dec. 27
4.	Eli Manning	142	Sept. 13-Oct. 4
5.	Colin Kaepernick	135	Oct. 4-Present

In addition to Smith ranking first in the NFL this season, Smith's 312 attempts are 79 more than the second-most in Chiefs history.

#### Chiefs Record Book

##### Consecutive Pass Attempts Without an Interception

Rk.	QB	Att.	Year
1.	Alex Smith	312	2015
2.	Steve DeBerg	233	1990
3.	Rich Gannon	202	1997-98
4.	Matt Cassel	162	2010
5.	Tyler Thigpen	161	2008
6.	Trent Green	159	2005

Smith's 312 consecutive pass attempts without an interception ranks second in NFL history.

#### NFL Record Book,

##### Consecutive Pass Attempts Without an Interception

Rk.	QB	Att.	Year
1.	Tom Brady	358	2010-11
2.	Alex Smith	312	2015
2.	Bernie Kosar	308	1990-91
4.	Bart Starr	294	1964-65
5.	Jeff George	279	1993-94

### ANTHONY SHERMAN ON A STREAK

Chiefs FB Anthony Sherman has been one of the most consistent players in the NFL. Sherman is tied for first among fullbacks in the NFL in consecutive games played.

#### NFL Leaders, Consecutive Games Played, Fullbacks

Rk.	Games	Player	Team
1t.	46	Anthony Sherman	Chiefs
	46	Kyle Juszczyk	Ravens
3.	45	Wil Johnson	Steelers
4.	44	Patrick DiMarco	Falcons

### MACLIN IN THE RECORD BOOKS

WR Jeremy Maclin has 84 receptions in 2015, ranking sixth for most receptions by any player in Chiefs history and ranking second for most receptions in a single season by a Chiefs wide receiver.

#### CHIEFS RECORD BOOK

##### MOST RECEPTIONS, SEASON, WIDE RECEIVER

1.	86	Dwayne Bowe	2008
2.	84	Jeremy Maclin	2015
3.	81	Dwayne Bowe	2011
4.	80	Carlos Carson	1983
5.	78	Derrick Alexander	2000

### QUICK STRIKE DRIVES

Kansas City's offense has proven it can score quickly. The Chiefs lead the NFL in quick strike drives - less than four plays in the 2015 season. All 11 of the Chiefs scores on quick-strike drives have gone for touchdowns, two more than any other team.

#### NFL Leaders, Scoring on Quick Strike Drives

Rk.	Team	Points
1.	Chiefs	75
2t.	Patriots	63
	Cardinals	63
4t.	Panthers	62
	Giants	62

### COLQUITT PINS THE OPPOSITION

Punter Dustin Colquitt holds the top ranking in NFL history for percentage of punts inside the 20 per attempt since 1976 with 39.4%. The below list is a breakdown of players with at least 850 punts since 1976.

#### Punts Inside the 20 per Attempt Percentage Since 1976

Rk.	Player	Punts	In 20	Pct.
1.	Dustin Colquitt	885	349	39.4
2.	Craig Hentrich	1,150	399	34.7
3.	Donnie Jones	977	322	32.9
4t.	Dave Zastudil	869	285	32.8
	Brad Maynard	1,339	439	32.8

#### Active NFL Leaders, Punts Inside the 20, All-Time

Rk.	Player	In 20	Years
1.	Shane Lechler	407	2000-15
2.	Dustin Colquitt	349	2005-15
3.	Andy Lee	324	2004-15
4.	Donnie Jones	322	2004-15
5.	Mike Scifres	292	2003-15

### TIGHT END RANKS

Chiefs TE Travis Kelce has 865 receiving yards, to rank fourth in the AFC and sixth in the NFL among tight ends in the 2015 season. The last Kansas City tight end to record over 1,000 yards in a season was Tony Gonzalez, with 1,058 yards, in 2008. Kelce needs 135 yards in the final game to reach 1,000 yards.

#### AFC Tight End Leaders, Receiving Yardage

Rk.	Player	Rec. Yards	Avg.
1.	R. Gronkowski	1,158	16.5
2.	D. Walker	994	11.7
3.	G. Barnidge	977	13.8
4.	T. Kelce	865	12.2
5.	A. Gates	596	11.2



## JEREMY MACLIN UNDER COACH REID

Andy Reid drafted Jeremy Maclin in the first round of the 2009 NFL Draft and Maclin excelled under Reid's tutelage. Below is a breakdown of Maclin's year-by-year performances under Coach Reid.

Year	Rec.	Yds.	Avg.	TD
2009	56	773	13.8	4
2010	70	964	13.8	10
2011	63	859	13.6	5
2012	69	857	12.4	7
2015	84	1,034	12.3	7
<b>Totals</b>	<b>342</b>	<b>4,487</b>	<b>13.1</b>	<b>33</b>

## KELCE PRODUCES

From 2014 to 2015, Travis Kelce ranks among the top four in yardage and owns the number one ranking in yards after catch for tight ends in the NFL.

### NFL Leaders, TE Receiving Yards 2014-2015

Name	Yards	Team
1. Rob Gronkowski	2,282	New England
2. Greg Olsen	2,096	Carolina
3. Delanie Walker	1,884	Tennessee
4. <b>Travis Kelce</b>	<b>1,727</b>	<b>Kansas City</b>
5. Jimmy Graham	1,494	Seattle/New Orleans

### NFL Leaders, TE YAC 2014-2015

Name	YAC	Team
1. <b>Travis Kelce</b>	<b>1,045</b>	<b>Kansas City</b>
2. Rob Gronkowski	1,022	New England
3. Jordan Reed	742	Washington
4. Delanie Walker	738	Tennessee
5. Greg Olsen	720	Carolina

## CHIEFS GLOBAL TIES

The 2015 Chiefs team has several global ties, including five internationally born players. Chiefs **LB Tamba Hali** hails from Monrovia, Liberia. He moved to Teaneck, N.J. at the age of 10. Second-year **G Laurent Duvernay-Tardif** is from Hillaire, Quebec, where he attended McGill University and became just the second player out of McGill to be drafted into the NFL. A native of Sao Paulo, Brazil, **K Cairo Santos** joined the team as a CFA in 2014. He attended St. Joseph's Academy in Miami, Fla., as a foreign exchange student where he learned to play American football. Rookie **DL Rakeem Nunez-Roches** was drafted by the Chiefs in the sixth round (217th overall) of the 2015 NFL Draft. Nunez-Roches was born in Dangriga, Belize, and moved to the U.S. at the age of eight. Rookie **WR Chris Conley**, was born in Adana, Turkey, while his father was stationed there with the Air Force. **Assistant Special Teams Coach Brock Olivo** spent three years abroad coaching in Italy. Olivo held various coaching roles for the Italian National Football Team. He was also the head coach, offensive coordinator and special teams coordinator of the S.S. Lazio Marines, a Serie A1 team, which competes in Italy's IFL, the country's highest level of American football.

## ALEX'S GROUND GAME

Alex Smith has run for 437 yards on 75 rushes, an average of 5.83 yards per attempt in 2015. Smith's 437 yards ranks as fourth most in the NFL and second most in the AFC for quarterbacks this season. It is the highest rushing mark for a QB in Chiefs history.

### 2015 Quarterback Rushing Yards, NFL

Rk.	Players	Team	Yards
1.	Cam Newton	Panthers	626
2.	Russell Wilson	Seahawks	541
3.	Tyrod Taylor	Bills	517
4.	<b>Alex Smith</b>	<b>Chiefs</b>	<b>437</b>
5.	Aaron Rodgers	Packers	332

## TURNOVER DIFFERENTIAL

The Chiefs defense has proven to be one of the best in the league. To date, the club has forced 28 opponent turnovers on defense and special teams. Below is a breakdown of the NFL leaders in turnover differential.

### 2015 NFL Team Leaders, Turnover Differential

Rk.	Team	TO Diff.
1.	Panthers	+19
2.	<b>Chiefs</b>	<b>+15</b>
3.	Cardinals	+12
4.	Bengals	+9
5.	Jets	+8

## FIELD POSITION

Kansas City's special teams continues to be a strong point in the club's recent success. In the 2015 season, the Chiefs rank third in the AFC and fourth in the NFL in average opponent beginning field position.

### 2015 NFL Avg. Opponent Field Position, Leaders

Rk.	Team	Avg. Allowed
1.	Patriots	23.8
2.	Seahawks	24.2
3.	Bengals	24.6
4.	<b>Chiefs</b>	<b>24.6</b>
5.	Giants	25.5

## PUNT COVERAGE

Kansas City's punt coverage unit is allowing an average of just 6.5 yards per punt return to rank second in the AFC and seventh in the NFL.

### 2015 AFC Opponent Punt Return Avg. Leaders

Rk.	Team	Avg. Allowed
1.	Ravens	5.0
2.	<b>Chiefs</b>	<b>6.5</b>
3.	Raiders	6.6
4.	Broncos	7.1
5.	Bengals	7.2

## SMITH CONTINUES TO WIN

Alex Smith is first in Chiefs franchise history for most wins as a starter through his first three seasons. Smith passed Hall of Famer Len Dawson Nov. 22 and took sole possession of first place in franchise history on Dec. 20 with 28 wins in his first three seasons. Smith currently has 29 total wins.

### Chiefs Record Book, Most Wins, First Three Years as Starter

Rk.	QB	Yr. 1 W	Yr. 2 W	Yr. 3 W	Total Wins
1.	<b>Alex Smith</b>	<b>11</b>	<b>8</b>	<b>10</b>	<b>29</b>
2.	Trent Green	6	8	13	27
3.	Len Dawson	11	5	7	23
4t.	Steve Bono	0	13	8	21
	Steve DeBerg	4	6	11	21

## POTENT OFFENSE

The Kansas City offense has played a big role in the club's nine-game winning streak. Since Oct. 25, the Chiefs offense ranks second in the AFC and fifth in the NFL in points per game.

### NFL Leaders, Points Per Game, Since Oct. 25

Rk.	Team	PPG
1.	Panthers	32.7
2.	Cardinals	31.1
3.	Seahawks	29.1
4.	Jaguars	28.6
5.	<b>Chiefs</b>	<b>28.3</b>

## RACKING UP THE POINTS

Since Andy Reid was named Head Coach in 2013, the Chiefs have had at least four games each season where they've scored 30 or more points. The last time the Chiefs scored 30 or more points in five or more games in a single season was in 2010 when the Chiefs had six 30+ point games.

### Most 30-Point Games, Season

Rk.	Games	Seasons
1.	8	1966, 2002, 2004
2.	7	1999, 2003
3.	6	1960, 1967, 2010
4.	5	1962, 1965, 1968, 1983, 1994, 2005, 2006, <b>2015*</b>
5.	4	1961, 1963, 1969, 1980, 1984, 1985, 1990, 1997, 1998, 2013, 2014

## A TEAM GAME

After starting the season 1-5, the Chiefs have rallied with nine straight wins to a 10-5 record. In the club's win streak it truly has been a team effort, with each piece doing its part. Here is a snapshot of the club's defensive efforts from the front line, the linebackers and the secondary.

The Chiefs have 21 interceptions this season, with six of them coming from three different linebackers – Derrick Johnson (2), Josh Mauga (2) and Justin Houston (2). Six INTs by linebackers this season ranks second through Week 16.

Rk.	Team	INTs by a LB
1.	CAR	8
2.	<b>KC</b>	<b>6</b>
3t.	TB	5
	TEN	5
	CLE	5

The Chiefs also have two defensive backs having recorded at least 1.0 sack this season – Ron Parker (4.0) and Daniel Sorensen (1.0). Their 5.0 combined sacks this season rank tied for fourth in the NFL and ranks first in the AFC for most sacks by a DB this season.

Rk.	Team	Sacks by a DB
1.	ARI	7.0
2.	STL	6.0
3.	JAX	5.5
4t.	<b>KC</b>	<b>5.0</b>
	PIT	5.0
	SF	5.0

Through Week 16, the Chiefs have 21 interceptions, which is a +15 differential from their six recorded in 2014. The +15 improvement ranks tied for the second best turnaround in franchise history.

Rk.	No. of INTs	No. of INTs Previous Year	Differential
1.	30 (1983)	12 (1982)	+18
2.	<b>21 (2015)</b>	<b>6 (2014)</b>	<b>+15</b>
3.	21 (2013)	7 (2012)	+14
4.	33 (1966)	20 (1965)	+13
5.	25 (1999)	13 (1998)	+12

## MARCUS PETERS ON FIRE

Chiefs CB Marcus Peters is having a spectacular rookie campaign. To date, Peters ranks first or tied for first in the NFL in three important defensive categories. Peters' 25 passes defended has already set a Chiefs rookie record and his eight interceptions are tied for first all-time among Chiefs rookies. Below is a breakdown of where Peters ranks in the NFL in INTs, INT yardage and passes defended.

Category	Number	NFL Rank
Interceptions	8	T-1st
Interception Yardage	280	1st
Passes Defended	25	T-1st

## TAKING ADVANTAGE OF TAKEAWAYS

Throughout the 2015 season, the Kansas City Chiefs have scored 119 points on their 28 takeaways. That ranks third-best in the NFL.

Rk.	Team	Takeaway Pts.	Takeaways
1.	Arizona	140	33
2.	Carolina	127	36
3.	<b>Kansas City</b>	<b>119</b>	<b>28</b>
4.	Philadelphia	95	25
5.	New York Jets	88	29



## THE PROOF IS IN THE PRODUCTION

General Manager John Dorsey has worked hard at building depth his first three years as a general manager in the National Football League. This season especially, the Chiefs have had a number of players step in and fill starting roles. Below is a look at some of the adjustments the Chiefs have made this season.

### Offensive Line

Through Week 16, the Chiefs have started seven different offensive line combinations, involving eight offensive linemen. Three of which (T Eric Fisher, OL Jeff Allen and OL Zach Fulton) have started at multiple positions, including Fulton proving his versatility starting at three different positions – C, RG and LG.

### Charcandrick West: Week 6 – Present

GP/GS	Att.	Yds.	Avg.	LG	TD	Rec.	Yds.	Avg.	LG	TD
9/8	142	583	4.1	38t	4	18	212	11.8	80t	1

### Spencer Ware: Week 6 – Present

GP/GS	Att.	Yds.	Avg.	LG	TD
10/2	56	327	5.8	52	5

### Dee Ford: Weeks 13-16

GP/GS	Total	Solo	Assist	TFL	Sack/Yds
4/4	11	11	0	5	3/17

### Defensive Line

Through Week 16, the three front positions in the Chiefs 3-4 defense have been shared among four players, each having started at multiple positions along the defensive line. DL Jaye Howard highlights the group having started multiple games at all three positions. Below is a breakdown of these three players and proof of their versatility.

### Mike DeVito

GP/GS	LE	NT	RE	Total	Solo	Assist	TFL	Sack/Yds
12/5	3	0	2	18	12	6	5	2.0/11

### Dontari Poe

GP/GS	LE	NT	RE	Total	Solo	Assist	TFL	Sack/Yds
14/12	2	10	0	38	28	10	3	1.0/2

### Allen Bailey

GP/GS	LE	NT	RE	Total	Solo	Assist	TFL	Sack/Yds
11/11	2	0	9	36	24	12	6	4.5/22

### Jaye Howard

GP/GS	LE	NT	RE	Total	Solo	Assist	TFL	Sack/Yds
15/12	3	4	5	53	33	20	8	4.5/26

### Other Contributors

The team has had a number of other key contributors this season including rookie LB Ramik Wilson, S Daniel Sorensen, S Tyvon Branch, LB Frank Zombo, OL Donald Stephenson and LB D.J. Alexander who all have served critical roles on either offense, defense or special teams this season.



**PLAYOFF BOUND:** With a win over Cleveland Sunday combined with a Pittsburgh loss at Baltimore, the Chiefs clinched a playoff spot, becoming just the second team in NFL history to start 1-5 and make the playoffs in the same season, joining the 1970 Cincinnati Bengals.



**HISTORIC WINNING STREAK:** After losing five consecutive games from Sept. 17, 2015 to Oct. 18, 2015, the Chiefs have won nine consecutive contests from Oct. 25, 2015 through Sunday's victory. Kansas City becomes the only team in NFL history to win nine consecutive games following a five-game losing streak.

The Chiefs nine-game win streak is tied for the longest winning streak in franchise history, with two other such streaks occurring in 2003 and 2013. Two of the three longest streaks (2013 & 2015) were under the leadership of Head Coach Andy Reid.

**CHIEFS RECORD BOOK  
MOST CONSECUTIVE GAMES WON**

1.	9	2003, 2013, 2015
2.	7	1968-69, 1969, 1995
3.	6	1968, 1997
4.	5	1961-62, 1966-67, 1971, 1984-85, 2014

**REID CONTINUES TO WIN:** With Sunday's win over the Cleveland Browns, Chiefs Head Coach Andy Reid owns 170 career wins (regular and postseason), which ties former Cleveland head coach and Browns name-sake Pro Football Hall of Fame Coach Paul Brown. His 30 wins in his first three seasons leading the Chiefs are the most by any Kansas City coach in his first three seasons.

**CHIEFS RECORD BOOK  
MOST WINS, HEAD COACH, FIRST THREE SEASONS**

1.	30	Andy Reid	2013-15
2.	29	Marty Schottenheimer	1989-91
3.	27	Dick Vermeil	2001-03
4.	25	Hank Stram	1960-62
5.	20	John Mackovic	1983-85

**ANOTHER 10-WIN SEASON:** With Sunday's win, the Chiefs have their second 10-win season in the past three years and it marks the 17th 10-win season in franchise history.

With the win, Head Coach Andy Reid has recorded his second 10-win season in three years with the Chiefs. The only head coaches in Chiefs history with more 10-win seasons are Marty Schottenheimer and Pro Football Hall of Fame coach Hank Stram.



**KANSAS CITY CHIEFS  
MOST 10-WIN SEASONS, HEAD COACH**

1.	6	Marty Schottenheimer
2.	5	Hank Stram
3t.	2	Andy Reid
		Dick Vermeil
5t.	1	John Mackovic
		Todd Haley

**SMITH CONTINUES TO CLIMB CHARTS:** Smith had six carries for 54 yards in Sunday's contest, including a 29-yard rush, marking the second-longest rush in his career. Smith has 437 rushing yards this season, which sets a personal single-season career-high, as well as ranks first among quarterbacks in Chiefs history. Smith owns the top two spots on that list. His 75 rushes are the second most in a single season in his career as well as rank second among all Chiefs QBs in a single season. Smith also owns the top mark for rushing attempts in a season with 76 in 2013.

**CHIEFS RECORD BOOK  
MOST RUSHING YARDS, QUARTERBACK, SEASON**

1.	437	Alex Smith	2015
2.	431	Alex Smith	2013
3.	386	Tyler Thigpen	2008
3.	274	Steve Fuller	1980
5.	272	Len Dawson	1963

**CHIEFS RECORD BOOK  
MOST RUSHING ATTEMPTS, QUARTERBACK, SEASON**

1.	76	Alex Smith	2013
2.	75	Alex Smith	2015
3.	62	Tyler Thigpen	2008
4.	60	Steve Fuller	1980
5t.	50	Matt Cassel	2009
		Steve Fuller	1979

Smith finished the day completing 15 of his 22 passes for 125 yards and two TDs, giving him 3,330 passing yards this season, which mark his single-season career best. His three best single-season passing totals have come in his three seasons with the Chiefs.



**ALEX SMITH****MOST PASSING YARDS, SINGLE SEASON**

1.	3,330	2015
2.	3,313	2013
3.	3,265	2014
4.	3,144	2011
5.	2,890	2006

**MACLIN SCORES ON OPENING DRIVE:** WR Jeremy Maclin caught an 11-yard TD pass from QB Alex Smith, capping an 11-play, 65-yard drive, marking the seventh time this season the offense has scored on its opening drive. The Chiefs are 6-1 in those contests.

**MACLIN TALLIES 1,000 RECEIVING YARDS:** WR Jeremy Maclin finished the game with five catches for 49 yards and one TD, giving him 1,034 receiving yards on 84 receptions for the season. It marks his second career 1,000-yard receiving season after recording 1,318 receiving yards last season with the Philadelphia Eagles. He is the first Chiefs 1,000-yard receiver since Dwayne Bowe had 1,159 receiving yards in 2011.

Maclin has seven receiving touchdowns this season, the most touchdown receptions by a Chiefs player since RB Jamaal Charles had seven receiving scores in 2013. His seven touchdown receptions are the most for a Chiefs wide receiver since Dwayne Bowe led the NFL with 15 touchdown receptions in 2010.

**KELCE SCORES:** TE Travis Kelce scored his fifth TD this season on a 13-yard connection with QB Alex Smith to give the Chiefs a 17-3 lead in the second quarter. His five receiving scores tie his single-season career-high mark set last season. With 43 yards on six catches, he set career-high numbers Sunday for both catches (70) and receiving yards (864) in a single season. Kelce's 137 career catches are the third most by a tight end in Chiefs history.

**SORENSEN BLOCKS FG:** S Daniel Sorensen blocked a K Travis Coons FG attempt just before halftime to mark the first blocked field goal for the Chiefs since DE Jared Allen blocked a 49-yard Adam Vinatieri field goal at Indianapolis on November 18, 2007.

**PETERS IN THE RECORD BOOK:** CB Marcus Peters intercepted QB Johnny Manziel to record his eighth INT this season, which ties Bobby Hunt's rookie record set in 1962. His 25 passes defended this season rank tied for first with Brandon Carr (2010) in Chiefs history.

**CHIEFS RECORD BOOK**  
**INTERCEPTIONS, ROOKIE**

1t.	8	Marcus Peters	2015
		Bobby Hunt	1962
3t.	7	Dale Carter	1992
		Eric Harris	1980
		Bobby Ply	1962
6t.	6	Kevin Ross	1984
		David Webster	1960
8t.	4	Eric Berry	2010
		Lloyd Burruss	1981
		Albert Lewis	1983
		Charles Mincy	1992
		Duane Wood	1960

**CHIEFS RECORD BOOK**  
**PASSES DEFENSED, SEASON**

1t.	25	Marcus Peters	2015
		Brandon Carr	2010
3.	23	Brandon Flowers	2009
4t.	21	Cris Dishman	1999
		Mark McMillian	1997
6.	20	Brandon Flowers	2011
7t.	19	Brandon Carr	2009
		Dale Carter	1996
9.	18	Marcus Cooper	2013
10t.	16	Derrick Johnson	2010
		Albert Lewis	1993
		Sean Smith	2014
		Eric Warfield	2002

CB Marcus Peters has 280 return yards on eight interceptions, setting a single-season franchise record for interception return yards. He passed CB Mark McMillian who had 274 yards on eight interceptions in 1997.

**CHIEFS RECORD BOOK****MOST INTERCEPTION RETURN YARDS, SEASON**

1.	280	Marcus Peters (8 INTs)	2015
2.	274	Mark McMillian (8 INTs)	1997
3.	228	Bobby Hunt (6 INTs)	1963
4.	214	Emmitt Thomas (12 INTs)	1974
5.	193	Lloyd Burruss (5 INTs)	1986

His 280 interception return yards lead the NFL this season and rank ninth in NFL history for most interception return yards in a single season.

**NFL RECORD BOOK****MOST INTERCEPTION RETURN YARDS, SEASON**

1.	376	Darren Sharper	2009 (NO)
2.	358	Ed Reed	2004 (BAL)
3.	349	Charlie McNeil	1961 (SD)
4.	307	Stevie Brown	2012 (NYG)
5.	303	Deion Sanders	1994 (SF)
6.	301	Don Doll	1949 (DET)
7.	298	Dick "Night Train" Lane	1952 (LA)
8.	295	Nick Collins	2008 (GB)
9.	280	Marcus Peters	2015 (KC)
10.	277	Bob Suci	1963 (NE)



**SANTOS 30TH FG IN 2015:** K Cairo Santos finished Sunday's game converting a 40-yard field goal giving him 30 made field goals this season, which is tied for second in Chiefs history for most made field goals in a single season.

**CHIEFS RECORD BOOK****MOST FIELD GOALS MADE, SEASON**

1.	34	Nick Lowery	1990
2t.	30	Cairo Santos	2015
		Jan Stenerud	1968, 1970
4.	28	Ryan Succop	2012
5t.	27	Jan Stenerud	1969
		Nick Lowery	1988
		Pete Stoyanovich	1998
		Lawrence Tynes	2005

With five points in Sunday's game, K Cairo Santos has 126 points for the 2015 season, making him just the sixth player in Chiefs history to record 125 or more points in a single season. The six players have combined to record seven such seasons, with RB Priest Holmes recording two seasons of 125 or more points. He is the fourth Chiefs placekicker to join the 125-point club, following Jan Stenerud (1968), Nick Lowery (1990) and Lawrence Tynes (2005).

**CHIEFS RECORD BOOK****MOST POINTS, SEASON (ALL 125+)**

1.	162	Priest Holmes	2003
2.	144	Priest Holmes	2002
3.	139	Nick Lowery	1990
4.	129	Jan Stenerud	1968
5t.	126	Cairo Santos	2015
	126	Larry Johnson	2005
7.	125	Lawrence Tynes	2005



**HE'S BACK!**



On Nov. 24, 2014, a cancerous mass was found inside the chest of Chiefs safety Eric Berry. Shortly after, he was diagnosed with Hodgkin's Lymphoma at the age of 25. On July 28, 2015, only 247 days later, he reported to Chiefs training camp cancer-free and was on the practice field day one. Here is what Eric had to say about his journey:

- "I would first like to start off by saying thank God. I'm truly blessed to come out of this situation, truly blessed to have such a wonderful supporting cast. My support system just took care of me, starting off with my parents, my friends, family and everybody. From my coaching staff, the whole Chiefs Kingdom, Vol Nation, my home back in Atlanta – Fairburn, Georgia. I mean it has just been great. This experience has been a roller coaster, but I wouldn't change it for the world."

- "You can't look too far ahead because I did that in the beginning and I ended up crying to my dad about thirty minutes at breakfast because it was a long road. It was tough. It was a battle every day. I mean it came to a point where I had to set goals to just get out of bed."

- "Whatever you learn in football it carries right over to life and it is vice-versa, so the things that you learn in life you carry onto the football field. So I just tried to use all those experiences and everything that I have gone through in the past on and off the field and all of my experiences, I just tried to use it to get through this."

- "I felt like the whole NFL family came together. And that did a lot for me. Just to see them get together for a good cause and just to motivate me and show that they were thinking about me before big games and things like that. It meant a lot."

- From Eric Berry's father, James Berry: "We got back together and it was like the old father-son bond that we used to have when he was staying at home," James explained. "We got to watch TV together and we got to go to the store together. We got to stay up late and eat snacks together, and just talk about father-son type of stuff. It's crazy because we like the same type of movies and shows. To me, that time was a defining moment—that he'll always be your little boy. You'll always be there for him and you'll always be his father."

- "I'm a lot more wise. I analyze things before I just go into them and the list is so long. Overall, I'm more wise and I understand and embrace the process. Everything is a process. It doesn't happen over night. Everything is preparation – don't overlook anything. Coach (Andy Reid) always talks about eliminating distractions and I would like to thank you guys for respecting me not wanting to do interviews or doing things like that, but I wanted to eliminate the distractions and focus on what I needed to focus on. **Fear nothing, attack everything.** That's how I kind of did the things."

- On returning to Arrowhead: "All those emotions and things that come along with the game, you get it just riding through the parking lot. You have to be a Kansas City Chief to understand how that feels. Like I said, everyone is grilling out, having a good time. The kids are out there with jerseys on throwing the football. But every time you come through it's like they know when the players come and they stop and they wave and they just give so many words of encouragement on the way to the stadium, it's almost like a pre-game pep talk. So just seeing those guys out there does a lot for me emotionally."

**BERRY TIMELINE**

<b>Nov. 20, 2014</b>	Chiefs at Raiders, Berry collides with Husain Abdullah on field, first notices chest pain.
<b>Nov. 24, 2014</b>	Club announces mass discovered in Berry's chest. Shortly after, Berry is diagnosed with Hodgkin's Lymphoma.
<b>Nov. 24, 2014</b>	Placed on IR/NFI.
<b>Dec. 10, 2014</b>	First chemotherapy treatment.
<b>May 13, 2015</b>	Final of six rounds of chemotherapy.
<b>June 22, 2015</b>	Declared cancer-free.
<b>July 27, 2015</b>	Head Athletic Trainer Rick Burkholder tested Berry with on-field drills.
<b>July 28, 2015</b>	Strength training with Burkholder.
<b>July 28, 2015</b>	Cleared to practice.
<b>July 29, 2015</b>	Returned to practice field for first practice of training camp.
<b>Aug. 15, 2015</b>	First game back, away at Arizona
<b>Sept. 13, 2015</b>	First regular season game back on the field.
<b>Sept. 17, 2015</b>	Return to Arrowhead for TNF as Starter.
<b>Dec. 22, 2015</b>	Selected to the 2016 Pro Bowl.



**HIS IMPACT AROUND THE LEAGUE**

**Seahawks QB Russell Wilson, Twitter**

What a blessing to hear Eric Berry is back playing! Great thing for him & us players to have him back out on the field in the @NFL

**Cardinals Head Coach Bruce Arians, Twitter**

So happy to hear Eric Berry is back and cleared for practice. All the best. #BerryStrong

**Pro Football Hall of Famer and Former Giants DE Michael Strahan, Good Morning America**

"I may play for the Giants, but I got to say, I root for the Kansas City Chiefs. I am rooting for Eric Berry – really amazing story."

**Former Tennessee Teammate and Friend Inky Johnson, Twitter**

My bro is BACK. All GLORY to GOD! Cancer didn't stand a chance! #BerryStrong

**Denver Broncos DE DeMarcus Ware, Twitter**

Great news, been praying for u bro @stuntman1429 #BerryStrong

**Colts CB Vontae Davis, Twitter**

Welcome back @Stuntman1429! Amazing story of determination. #BerryStrong #Perseverance

## THE QUICK STORY OF THE 2015 CHIEFS

- The Chiefs have tallied a 10-5 record in 2015. After starting the season 1-5, Kansas City has won nine games in a row.
- With 11 wins in 2013, nine in 2014, and 10 thus far in 2015, Coach Reid's 30 victories are the most among Chiefs head coaches in franchise history in their first three years in KC. Reid has 30 wins, passing the 29 wins Marty Schottenheimer compiled from 1989-91.
- LB Derrick Johnson broke the club's all-time tackle record in Week Three at Green Bay, passing former Chief Gary Spani's record of 999 tackles.
- Rookie cornerback Marcus Peters has been outstanding in 2015, ranking fourth on the team in tackles, setting a Chiefs rookie record with 25 passes defended as well as intercepting eight passes - including the first pass he saw in his NFL career - and returning two interceptions for touchdowns.
- The Chiefs swept all three road games in the division (at Denver, at San Diego, at Oakland) for the first time since the 1995 season, when the club went 4-0 with Seattle in the AFC West.
- QB Alex Smith went from the third quarter in Week Three to the second quarter in Week 14 without throwing an interception. Smith's 312 pass attempts during that time rank second in NFL history. The 312 attempts are first in Chiefs history, nearly 80 attempts more than Steve DeBerg's previous Chiefs record of 233 set in 1990.
- Chiefs safety Eric Berry was diagnosed with Hodgkin's Lymphoma following a Week 12 game in 2014 versus the Raiders. Berry was deemed cancer free on June 22, 2015, only eight months later. Berry has returned to the team without missing a beat. The defensive leader is third on the team in tackles while recording two interceptions on the season.
- LB Derrick Johnson has returned from a torn Achilles suffered in the first game of the 2014 season to lead the Chiefs with 106 tackles through 16 weeks of the 2015 season.
- After RB Jamaal Charles tore his ACL on Oct. 11 vs. Chicago, running backs Charcandrick West and Spencer Ware have stepped in. West and Ware have combined for 1,148 total yards from scrimmage and 10 touchdowns this season.

## JUSTIN HOUSTON SIGNS LONG-TERM DEAL

On July 15, the final day for franchise players to sign a long-term contract with their club, the Chiefs and Justin Houston agreed on a long-term contract. Here is what Chiefs GM John Dorsey had to say:

"We were able to reach an agreement with Justin and his agent, Joel Segal, to keep him here in Kansas City for the foreseeable future. He's one of the top players in the National Football League and a premier pass rusher. As we've said from the beginning, Justin the football player, and the person, is someone we wanted to be a part of our organization. We are very happy that he will remain a member of the Chiefs."



## CHIEFS ADD WR JEREMY MACLIN

On March 11, 2015, the Chiefs announced the club had signed free agent wide receiver Jeremy Maclin. He played four years under Chiefs Head Coach Andy Reid in Philadelphia from 2009-12.

Maclin has played in 89 games (87 starts) in six NFL seasons. His career numbers include 427 receptions for 5,805 yards (13.6 avg.) with 43 touchdowns. Maclin's most productive season came in 2014 as he earned a trip to the Pro Bowl after tallying 85 catches for 1,318 yards (15.5 avg.) with 10 touchdowns. He has had over 50 receptions in each of his six active seasons. Maclin also occasionally served as a returner for the Eagles and Chiefs, adding 17 punt returns for 114 yards (6.7 avg.) and eight kickoff returns for 146 yards (18.3 avg.). Maclin originally entered the NFL as a first-round draft pick (19th overall) of the Eagles in the 2009 NFL Draft.



## JOHNSON & DEVITO RETURN

Chiefs linebacker Derrick Johnson and defensive lineman Mike DeVito suffered season-ending Achilles injuries in Week One of the 2014 regular season. The injuries occurred eight plays apart. Both are healthy and returning for the 2015 season.

Johnson and DeVito spent all of last season rehabbing together and sharing a similar journey. Below is what each had to say about going through the process together:

"Every time we walk by each other, we're giving each other high fives, man," said Johnson, an inside linebacker who turns 33 in November. "It's been a long road for us. We've been talking about this day since we got hurt."

"Mike DeVito was a guy I depended on a lot, even before the injury," Johnson said. "He's the guy that kept the big guys off of me. To have a guy of that caliber to actually be in and out of rehab with me every single day ... I got even closer with him."

"(Rehab) became our battle — football was over and now it was about getting back," DeVito said. "To do that by yourself ... I heard you guys talking to DJ about retirement. I think I would have considered retirement if I would have had to go through that by myself."

"We were brothers before, but we really built that bond even more so. You don't really know the person you're with when you face adversity with them, so it was awesome. I don't know if I would have made it to this point right now if it wasn't for working with DJ."



## NOTE HIGHLIGHTS: THE CHIEFS IN A NUTSHELL



### NEW ERA BRINGS BIG TURNAROUND

The Chiefs won two games in 2012, but the Andy Reid and John Dorsey era has quickly turned things around in Kansas City. Winning seasons in 2013 and 2014 gave the Chiefs 20 total wins over their first two seasons. Since 1984, that is the third-best turnaround in back-to-back seasons following a two-win or less season total. Only Indianapolis (2011-13) and the New York Jets (1996-98) have more wins in their next two seasons following a two-win total or less.

Rk.	Team	Win Total	Following Two Seasons
1.	Colts (2011-13)	2 (2011)	22 (2012-13)
2.	Jets (1996-98)	1 (1996)	21 (1997-98)
3.	<b>Chiefs (2012-14)</b>	<b>2 (2012)</b>	<b>20 (2013-14)</b>
4t.	Dolphins (2007-09)	1 (2007)	18 (2008-09)
	Panthers (2001-03)	1 (2001)	18 (2002-03)
	Cowboys (1989-91)	1 (1989)	18 (1990-91)

### CONSISTENCY AMONG COACHING STAFF

In a league filled with offseason changes and movements, the Kansas City Chiefs coaching staff has remained together, for the most part, in Head Coach Andy Reid's first three seasons. In fact, the club has only lost one coach since Reid's arrival (Assistant Special Teams Coach Kevin O'Dea left for a special teams coordinator position with the Buccaneers after 2013). Below is a look at how rare keeping consistency among the coaching staff is these days.

Rk.	Team	Lost '14 offseason	Lost '15 offseason	Total Lost
1t.	<b>Chiefs</b>	<b>1</b>	<b>0</b>	<b>1</b>
	Colts	0	1	1
3t.	Bengals	3	0	3
	Rams	2	1	3
5t.	Five tied	--	--	4

### HE WINS AT HOME AND ON THE ROAD

No matter where his team is playing, home or away, Chiefs Head Coach Andy Reid is consistent. Through 17 seasons and 271 games, Coach Reid has a nearly identical record on the road as he does at home.

Home Record	Road Record	Total
81-54 (.600)	79-56-1 (.585)	160-110-1 (.592)

### CHARLES PERFORMS CONSISTENTLY

Chiefs RB Jamaal Charles has recorded 5.0 or more yards per carry in five of his seven NFL seasons (2009-10, 2012-14). He is only the fourth running back in NFL history to achieve this. The other three players to record five seasons recording a 5.0 rushing average are all retired players and members of the Pro Football Hall of Fame.

### NFL RECORD BOOK: SEASONS WITH 5.0+ YARDS PER CARRY

Rk.	Player	Seasons w/ 5.0+ ypc
1t.	<b>Jamaal Charles (2008-15)*</b>	<b>5</b>
	Jim Brown (1957-65)	5
	Joe Perry (1950-63)	5
	Barry Sanders (1989-98)	5
5t.	DeAngelo Williams (2006-15)*	4
	James Brooks (1981-92)	4

\* Active Players

### ALEX SMITH AMONG THE NFL'S ELITE

Chiefs quarterback Alex Smith ranks among the most elite quarterbacks in the NFL in touchdown to interception ratio over the last three seasons (min. 1,000 att) (2013-15).

Rk.	Player	TD	INT	TD/INT
1.	Aaron Rodgers	85	18	4.72
2.	Tom Brady	94	27	3.48
3.	<b>Alex Smith</b>	<b>59</b>	<b>18</b>	<b>3.28</b>
4.	Russell Wilson	77	24	3.21
5.	Tyrod Taylor	20	6	2.86

### CHARLES' YARDS PER CARRY BEST IN HISTORY

Chiefs running back Jamaal Charles currently holds the NFL all-time record for yards per carry average. At 5.47 yards per attempt, Charles tops some of the game's greatest names in that category.

Rk.	Player	Att.	Yds.	Avg.
1.	<b>Jamaal Charles</b>	<b>1,320</b>	<b>7,220</b>	<b>5.47</b>
2.	Jim Brown	2,359	12,312	5.22
3.	Mercury Morris	804	4,133	5.14
4.	Gale Sayers	991	4,956	5.00
5.	Barry Sanders	3,062	15,269	4.99

### HOUSTON WE HAVE A PROBLEM

Chiefs linebacker Justin Houston broke the club's single-season franchise sack record in 2014 with 22.0 sacks. He was only 0.5 sack shy of the NFL's all-time record. Over the last five seasons (2011-15), he ranks third in the NFL in sacks.

Rk.	Player	Team	Games	Sacks
1.	J.J. Watt	HOU	79	71.5
2.	Von Miller	DEN	71	59.0
3.	<b>Justin Houston</b>	<b>KC</b>	<b>70</b>	<b>56.0</b>
4.	DeMarcus Ware	DAL/DEN	71	53.5
5t.	Jared Allen	MIN/CHI/CAR	77	53.0
	Elvis Dumervil	DEN/BAL	76	53.0

### QUALITY SPECIAL TEAMS PLAY

Over the past three seasons (2013-15) under Special Teams Coordinator Dave Toub, the Chiefs special teams units have performed consistently. In fact, over the three-year span, the club leads the league in kick return average and is third in punt return average. The Chiefs have a combined six return touchdowns the last three seasons, which is tied for a league best.

Rk.	Team	KR	Yds.	Avg.	TDs
1.	<b>Kansas City</b>	<b>127</b>	<b>3,507</b>	<b>27.6</b>	<b>3</b>
2.	Baltimore	111	2,976	26.8	2
3.	Detroit	99	2,584	26.1	1
4.	Indianapolis	123	3,088	25.1	0
5.	Dallas	103	2,556	25.1	0

Rk.	Team	PR	Yds.	Avg.	TDs
1.	Baltimore	109	1,336	12.3	2
2.	Minnesota	80	922	11.5	2
3.	<b>Kansas City</b>	<b>151</b>	<b>1,633</b>	<b>10.8</b>	<b>3</b>
4.	Philadelphia	106	1,145	10.8	4
5.	Tampa Bay	75	808	10.8	0

Rk.	Team	PR TDs	KR TDs	Tot TDs
1t.	<b>Kansas City</b>	<b>3</b>	<b>3</b>	<b>6</b>
	Minnesota	2	4	6
	Philadelphia	4	2	6
4t.	St. Louis	4	0	4
	Baltimore	2	2	4





## 2015 DRAFT ADDITIONS

**CB Marcus Peters** was selected by Kansas City with the 18th overall pick in the 2015 NFL Draft. The former Washington Husky recorded 11 interceptions, returning one for a touchdown, over his three-year playing career. Peters opened his NFL career intercepting the first pass he saw and followed up his debut with a 55-yard pick-six in his second game. To date, Peters is fourth on the Chiefs in tackles with 59, and is tied for first in the NFL with eight interceptions. Additionally, Peters has set the Chiefs rookie record with 25 passes defended. In Week 15 at Baltimore, Peters became just the second Chiefs rookie with two interception return touchdowns in a season.

**C Mitch Morse** begins his NFL career as the Chiefs second round pick after starting 39 games in his time at the University of Missouri, including every game he played in his last three seasons. By starting in Week One, Morse became the first Chiefs rookie center to start in Week One of his rookie season since 1961. To date, Morse has started 14 games in his professional career.

**WR Chris Conley** was one of the most athletic prospects in the 2015 Draft. Conley's athleticism stood out to the Chiefs, who traded two picks to move up in the draft to select the 6-3 receiver. Through 15 NFL games, Conley has started three games and compiled 15 receptions for 177 yards and one TD, in addition to four special teams tackles.

**CB Steven Nelson** played in 25 games (21 starts) over his two-year career at Oregon State, recording 122 total tackles along with eight interceptions. Nelson's first two college seasons were spent at College of the Sequoias where he compiled six interceptions as a freshman and sophomore. Nelson has played in 11 games, recording one tackle and six special teams tackles.

**LB Ramik Wilson** was the 118th overall selection in the 2015 NFL Draft. Wilson recorded 253 tackles (138 solo), 6.0 sacks and two forced fumbles during his four-year college career. Wilson has played in nine games thus far in his professional career, including two starts, recording 20 tackles. Wilson recovered a fumble in the end zone in Week Five vs. Chicago.

**LB D.J. Alexander** became the second Oregon State Beaver drafted by the Chiefs in 2015. Alexander tallied 209 tackles (120 solo), with 8.5 sacks (62.0 yards), in his four college seasons. Through his first 15 NFL games, Alexander has two defensive tackles and leads the Chiefs with 11 special teams tackles.

**TE James O'Shaughnessy (IR)** was an All-Missouri Valley Football Conference Second-Team selection following the 2014 season. O'Shaughnessy hauled in 67 passes over his four-year college career, totaling 1,170 yards and 14 touchdowns. In 2015, O'Shaughnessy hauled in six passes during his rookie campaign before being placed on IR with a foot injury.

**DL Rakeem Nunez-Roches** played in 31 games with 24 starts at Southern Miss. He was a first-team All-Conference USA selection after a senior year in which he recorded 58 total tackles (32 solo), 3.0 sacks and seven quarterback pressures. Nunez-Roches has recorded four tackles in seven games in his NFL career.

**WR Da'Ron Brown (Practice Squad)** led his Northern Illinois offense in every major receiving category as a senior in 2014. Brown had 68 catches for 1,065 yards and six touchdowns, which earned him a Second-Team All-MAC selection. Brown finished his time at Northern Illinois with 155 receptions for 2,295 yards and 19 touchdowns.

Round	Pick	Overall	Player
1	18	18	Peters
2	17	49	Morse
3	12	76	Conley
3	34	98	Nelson
4	19	118	Wilson
5	36	172	Alexander
5	37	173	O'Shaughnessy (IR)
6	41	217	Nunez-Roches
7	16	233	Brown (Practice Squad)

## KEY OFFSEASON ACQUISITIONS

**WR Jeremy Maclin** signed with Kansas City in the offseason, reuniting him with Head Coach Andy Reid, who originally drafted Maclin when Reid was the Head Coach/Executive VP of Football Operations for the Eagles. Maclin's Kansas City career has begun by hauling in 84 passes for 1,034 yards and seven TDs. Maclin became the first Chiefs player with 1,000 receiving yards in a season since 2011.

**G Ben Grubbs** was aquired via trade from New Orleans on March 12. Grubbs has seen action in 129 total games since being drafted by Baltimore in the first round of the 2007 NFL Draft. Grubbs made the Pro Bowl in 2011 and 2013. Grubbs started seven games for the Chiefs in 2015 before being placed on IR.

**S Tyvon Branch** joins the Chiefs after spending his first seven seasons in Oakland. Branch has recorded 36 total tackles, three passes defended and three special teams tackles in his first season in KC. In Week 13 vs. his former team, Branch intercepted a Derek Carr pass and returned it 38 yards for a touchdown.

**DB Ron Parker** was re-signed by the Chiefs after a career year in 2014, seeing career highs in nearly every defensive category. Through 16 weeks in 2015, Parker is second on the Chiefs with 72 total tackles in addition to two interceptions, 11 passes defended, six tackles for loss and 4.0 sacks.

Pos.	Player	Ht.	Wt.	Last Team
WR	Jeremy Maclin	6-0	198	Philadelphia
G	Ben Grubbs	6-3	310	New Orleans
S	Tyvon Branch	6-0	210	Oakland
DB	Ron Parker	6-0	206	Kansas City

## AMONG THE BEST IN CHIEFS HISTORY

In his first three seasons as head coach of the Chiefs, Andy Reid coached his team to a 30-17 record in the first 47 games. His 63.8 winning percentage is the top mark in franchise history for any coach in his first three seasons leading the club. Marty Schottenheimer is second on that list, leading his Chiefs teams to a 29-18-1 (61.5%) record in his first three seasons.

### Most Regular Season Wins, First 3 Years with Team

Rk.	Name	Yr. 1	Yr. 2	Yr. 3	Tot. Rec.	Win %
1.	Andy Reid	11-5	9-7	10-5	30-17	63.8%
2.	Marty Schottenheimer	8-7-1	11-5	10-6	29-18-1	61.5%
3.	Dick Vermeil	6-10	8-8	13-3	27-21	56.3%
4.	Hank Stram	8-6	6-8	11-3	25-17	59.5%
5.	John Mackovic	6-10	8-8	6-10	20-28	41.7%

In Reid's 47 total games with the Chiefs, he has registered a 16-7 (69.6%) record at home and a 14-10 (58.3%) record on the road.



## HEAD COACH ANDY REID NOTES



### REID CAREER HIGHLIGHTS

- Career record of 160-110-1 in the regular season, as well as a 10-10 postseason record. Reid's 170 combined wins rank tied for 16th in NFL history. Reid ranks fourth among active coaches in regular season and postseason wins. He has defeated all 32 NFL teams as a head coach.
- His 30 wins in his first three seasons with Kansas City are more than any other head coach in franchise history in their initial three seasons.
- The 2013 Chiefs, led by Head Coach Andy Reid, orchestrated the greatest single-season turnaround in franchise history after an 11-5 finish. In 2012, the team finished 2-14, a +9 turnaround in his first season with the club.
- During Reid's 14 seasons in Philadelphia, his teams made the postseason nine times, which ranked third in the NFL behind Indianapolis' 12 and New England's 10. With the Chiefs in 2013, Reid made his 10th trip to the postseason. 2015 will be his 11th trip.
- Including his time as an assistant coach, Reid's teams have now made 17 playoff appearances, as well as three Super Bowl appearances after playing in a combined eight NFC Championships.
- Reid's .592 winning percentage ranks 14th all-time among coaches with at least 200 games.
- Among active coaches, Reid is one of seven coaches with 100 career regular season and postseason wins. In 2008, Reid became the 37th coach to win 100 games and the 22nd to complete the task with one franchise.
- Has three career Super Bowl appearances and won Super Bowl XXXI as an assistant in Green Bay. Reid owns three NFC titles and nine division titles in his career dating back to his days as an assistant.
- Mentored future Hall of Fame quarterback Brett Favre while with the Packers along with QB Donovan McNabb with the Eagles.

### PRO BOWL PLAYERS COACHED BY REID

During his tenure in Philly and in KC, Reid coached 41 different players to a total of 85 Pro Bowl berths, including 21 players with multiple selections.

Pos.	Player	No.	Pos.	Player	No.
FS	Brian Dawkins	7	CB	Asante Samuel	3
QB	Donovan McNabb	6	T	Jason Peters	3
K	David Akers	5	LB	Derrick Johnson	3
CB	Troy Vincent	5	DE	Hugh Douglas	3
LB	Tamba Hali	5	DT	Dontari Poe	2
LB	Jeremiah Trotter	4	DE	Trent Cole	2
RB	Jamaal Charles	4	CB	Lito Sheppard	2
LB	Justin Houston	4	RB	Brian Westbrook	2
S	Eric Berry	4	G	Shawn Andrews	2
TE	Chad Lewis	3	WR	DeSean Jackson	2
T	Tra Thomas	3			

### ASSISTANT COACHES WHO PLAYED FOR REID

The following Chiefs assistant coaches played for Head Coach Andy Reid during his time in either Green Bay or Philadelphia.

**Offensive Coord. Doug Pederson:** From 1996-98, played quarterback for both Andy Reid and General Manager John Dorsey while Reid was an assistant coach in Green Bay and Dorsey was a college scout (1996) and later the director of college scouting (1997-98). Pederson played in Philadelphia while Reid was the head coach in 1999; he started nine games for the Eagles in 1999, throwing for 1,276 yards and seven touchdowns.

**Running Backs Coach Eric Bieniemy:** Running back in Philadelphia under Reid in 1999, returning 10 kickoffs for 210 yards. Finished his career with 1,589 rushing yards in 142 career games.

**Asst. Offensive Line Coach Eugene Chung:** Experienced time in Philadelphia as an offensive lineman under Reid in 2000. Chung was the 13th overall pick in the 1992 NFL Draft by New England.

**Defensive Asst./Secondary Coach Al Harris:** Cornerback played under Reid for the Eagles from 1999-2002. In his four years with Reid, Harris recorded seven interceptions to go with 99 total tackles and 48 pass deflections. Harris' stint in Green Bay was with Chiefs GM John Dorsey.



### ANDY REID'S COACHING RECORD

Year	Reg. Season	Pct.	Postseason	Overall	Result
1999	5-11	.313	0-0	5-11	5th in NFC East
2000	11-5	.688	1-1	12-6	2nd in NFC East; reached divisional playoffs
2001	11-5	.688	2-1	13-6	1st in NFC East; reached NFC Championship Game
2002	12-4	.750	1-1	13-5	1st in NFC East; reached NFC Championship Game
2003	12-4	.750	1-1	13-5	1st in NFC East; reached NFC Championship Game
2004	13-3	.813	2-1	15-4	1st in NFC East; reached Super Bowl XXXIX
2005	6-10	.375	0-0	6-10	4th in NFC East
2006	10-6	.625	1-1	11-7	1st in NFC East; reached divisional playoffs
2007	8-8	.500	0-0	8-8	4th in NFC East
2008	9-6-1	.594	2-1	11-7-1	2nd in NFC East; reached NFC Championship Game
2009	11-5	.688	0-1	11-6	2nd in NFC East; reached wild card round
2010	10-6	.625	0-1	10-7	1st in NFC East; reached wild card round
2011	8-8	.500	0-0	8-8	2nd in NFC East
2012	4-12	.250	0-0	4-12	4th in NFC East
2013	11-5	.688	0-1	11-6	2nd in AFC West; reached wild card round
2014	9-7	.563	0-0	9-7	2nd in AFC West
2015	10-5	.667	0-0	10-5	Clinched Playoff Appearance
<b>TOTALS</b>	<b>160-110-1</b>	<b>.592</b>	<b>10-10</b>	<b>170-120-1</b>	<b>11 Playoff Berths (2015 Included), 6 Div. Titles, 1 NFC Title</b>

## REID AS A HEAD COACH VS. THE NFL

Below is Chiefs Head Coach Andy Reid's record against the NFL as a head coach. He is 160-110-1 in the regular season, as well as 10-10 in the post-season. Reid has 170 total career wins as a head coach.

Opponent	Reg. Season	Postseason	Total
vs. Denver Broncos	2-6	0-0	2-6
vs. Kansas City Chiefs	3-0	0-0	3-0
vs. Oakland Raiders	5-3	0-0	5-3
vs. San Diego Chargers	6-3	0-0	6-3
<b>vs. AFC West</b>	<b>16-12</b>	<b>0-0</b>	<b>16-12</b>
vs. Baltimore Ravens	3-1	0-0	3-1
vs. Cincinnati Bengals	1-3-1	0-0	1-3-1
vs. Cleveland Browns	6-0	0-0	6-0
vs. Pittsburgh Steelers	3-3	0-0	3-3
<b>vs. AFC North</b>	<b>13-7-1</b>	<b>0-0</b>	<b>13-7-1</b>
vs. Houston Texans	5-0	0-0	5-0
vs. Indianapolis Colts	1-4	0-1	1-5
vs. Jacksonville Jaguars	2-2	0-0	2-2
vs. Tennessee Titans	1-5	0-0	1-5
<b>vs. AFC South</b>	<b>9-11</b>	<b>0-1</b>	<b>9-12</b>
vs. Buffalo Bills	5-2	0-0	5-2
vs. Miami Dolphins	4-1	0-0	4-1
vs. New England Patriots	2-3	0-1	2-4
vs. New York Jets	4-0	0-0	4-0
<b>vs. AFC East</b>	<b>15-6</b>	<b>0-1</b>	<b>15-7</b>
vs. Dallas Cowboys	18-11	0-1	18-12
vs. New York Giants	16-13	2-1	18-14
vs. Washington Redskins	18-11	0-0	18-11
vs. Philadelphia Eagles	1-0	0-0	1-0
<b>vs. NFC East</b>	<b>53-35</b>	<b>2-2</b>	<b>55-37</b>
vs. Arizona Cardinals	5-7	0-1	5-8
vs. San Francisco 49ers	6-4	0-0	6-4
vs. Seattle Seahawks	4-3	0-0	4-3
vs. St. Louis Rams	6-2	0-1	6-3
<b>vs. NFC West</b>	<b>21-16</b>	<b>0-2</b>	<b>21-18</b>
vs. Atlanta Falcons	6-3	2-0	8-3
vs. Carolina Panthers	4-2	0-1	4-3
vs. Tampa Bay Buccaneers	4-3	2-1	6-4
vs. New Orleans Saints	3-3	0-1	3-4
<b>vs. NFC South</b>	<b>17-11</b>	<b>4-3</b>	<b>21-14</b>
vs. Chicago Bears	5-5	1-0	6-5
vs. Detroit Lions	4-1	0-0	4-1
vs. Green Bay Packers	4-4	1-1	5-5
vs. Minnesota Vikings	3-2	2-0	5-2
<b>vs. NFC North</b>	<b>16-12</b>	<b>4-1</b>	<b>20-13</b>

## MOST OVERALL WINS; ACTIVE NFL HEAD COACHES

Andy Reid is one of eight active NFL head coaches with over 100 victories. He has 170 overall wins and is one of three active coaches with 10 or more postseason victories.

Rk.	Coach	Reg.	Post	Total
1.	Bill Belichick, N.E./CLE	223	22	245
2.	Tom Coughlin, NYG/JAX.	170	12	182
3.	Jeff Fisher, STL/TEN	169	5	174
4.	<b>Andy Reid, K.C./PHI</b>	<b>160</b>	<b>10</b>	<b>170</b>
5.	John Fox, CHI/DEN/CAR	125	8	133
6.	Marvin Lewis, CIN	111	0	111
7.	Mike McCarthy, GB	104	7	111
8.	Pete Carroll, SEA	92	8	100

Reid defeated the Tennessee Titans in 2013, giving him wins against all 32 NFL teams. He became only the fifth head coach in NFL history to accomplish that feat. Below is a look at all the coaches who have done it.

Bill Belichick (NE)	Bill Parcells (Retired)
Tony Dungy (Retired)	<b>Andy Reid (KC)</b>
Mike Shanahan (No Current Team)	John Fox (CHI)

## MOST NFL WINS AS HEAD COACH

Rk.	Head Coach	Win Total
1.	Don Shula	347
2.	George Halas	324
3.	Tom Landry	270
4.	<b>Bill Belichick</b>	<b>245</b>
5.	Curly Lambeau	229
6.	Chuck Noll	209
7.	Marty Schottenheimer	205
8.	Dan Reeves	201
9.	Chuck Knox	193
10.	Bill Parcells	183
11.	<b>Tom Coughlin</b>	<b>182</b>
12.	Mike Shanahan	178
13t.	Mike Holmgren	174
	<b>Jeff Fisher</b>	<b>174</b>
15.	Joe Gibbs	171
16t.	Paul Brown	170
	<b>Andy Reid</b>	<b>170</b>
18.	Bud Grant	168
19.	Bill Cowher	161
20.	Steve Owen	153
21.	Marv Levy	154
22.	Tony Dungy	148
23.	Hank Stram	136
24.	Weeb Ewbank	134
25.	<b>John Fox</b>	<b>133</b>

- Playoffs Included

\* Bold Denotes Active NFL Coaches



## REID'S HEAD COACHING CAREER WHEN...

- Scoring on opening drive: 70-21
- Scoring first: 102-33
- Leading at half: 128-26
- Leading after three quarters: 126-26
- Winning time of possession: 101-31-1
- Winning turnover battle: 95-22
- Out-rushing opponent: 101-42-1
- Out-passing opponent: 96-45-1
- Out-gaining opponent: 111-38-1
- 40%+ 3rd down conversions: 80-32
- 50%+ 3rd down conversions: 47-10
- Not throwing an INT: 85-37
- Having a 300-yard passer: 31-16-1
- Having a 100+ yard rusher: 48-18
- Having a 100+ yard receiver: 52-22
- Having two 100+ yard receivers: 8-1
- Having no turnovers: 42-17
- Scoring 20+ points: 129-41
- Scoring 30+ points: 69-5
- Rushing for 150+ yards: 50-14
- Having 20+ first downs: 89-41
- Not allowing a sack: 16-8
- Allowing two or fewer sacks: 98-49-1
- Recording 2+ INTs: 65-15
- Recording 3+ turnovers: 65-11
- Opp. less than 40% on 3rd down: 124-46-1
- Opp. less than 30% on 3rd down: 84-14-1
- Scoring a defensive TD: 38-9
- Recording 3+ sacks: 95-29-1
- Recording 5+ sacks: 37-5-1
- Allowing 17 or fewer points: 114-22-1
- Not allowing a 100-yard rusher: 126-78-1
- Not allowing a 100-yard receiver: 109-77
- Not allowing a 300-yard passer: 144-88-1
- Not allowing a rushing TD: 111-40-1
- Not allowing a passing TD: 50-16
- Not allowing an offensive TD: 31-3
- Having a KR or PR TD: 12-5



## CHIEFS GENERAL MANAGER JOHN DORSEY NOTES



### DORSEY'S CAREER QUICK HITS

- John Dorsey was named the sixth general manager in Kansas City Chiefs history on January 14, 2013. Dorsey enters his third season as an NFL general manager and his 25th year as a player personnel member.
- Most recently served as Director of Football Operations for the Green Bay Packers (2012). Before being promoted to that post, Dorsey served 12 years as the Packers' Director of College Scouting (2000-11).
- A player for the Packers during the 1980s, Dorsey oversaw the college portion of Green Bay's scouting operations and was also actively involved in the area of pro personnel throughout his tenure.
- It was during his time as a college scout and eventually as Director of College Scouting that Dorsey began his association with Chiefs Head Coach Andy Reid, who served as the Packers tight ends/assistant offensive line coach (1992-96) and quarterbacks coach (1997-98).
- Worked alongside multiple Green Bay Packers General Managers including Ron Wolf and Ted Thompson.
- In his first two seasons with the Chiefs, he and Head Coach Andy Reid won 20 games. They orchestrated the greatest single-season turnaround in franchise history in 2013 with an 11-5 record. The club finished just 2-14 the previous year, a +9 turnaround.
- Has two Super Bowl rings, three NFC Championships and helped earn 10 division titles over his career.

### JOHN DORSEY'S TRACK RECORD

Kansas City Chiefs General Manager John Dorsey is no stranger to success. With the assistance of Packers personnel members including Ted Thompson and Ron Wolf, Dorsey was part of a team that brought in the following success stories in the NFL.

Player	Drafted	Of Note
Aaron Rodgers	2005	Super Bowl XLV MVP
A.J. Hawk	2006	600+ Tackles in 10 Seasons
Greg Jennings	2006	Top 100 Players of 2012
B.J. Raji	2009	2011 Pro Bowler
Clay Matthews	2009	Five-time Pro Bowler
Jordy Nelson	2008	Super Bowl XLV Champion
Terrell Buckley	1992	Recorded 50 career INTs
Robert Brooks	1992	1997 NFL Comeback POY
Edgar Bennett	1992	Super Bowl XXXI Champion
Mark Chmura	1992	Three-time Pro Bowler
Mark Brunell	1993	NFL Passing Yards Leader ('96)
Antonio Freeman	1995	All-Pro Selection in 1998
Vonnie Holliday	1998	NFL All-Rookie Selection ('98)
Matt Hasselbeck	1998	Seahawks All-Time passing leader

Entering his third year with the Chiefs, Dorsey has already accomplished a number of impressive feats. Below is a brief look at some notable moves and signings Dorsey has made while in Kansas City:

Dustin Colquitt	Signed contract extension
Alex Smith	Traded from SF & renegotiated contract
Sean Smith	Signed as FA
Eric Fisher	Drafted No. 1 Overall
Travis Kelce	Drafted in 3rd Rd.
Ron Parker	Claimed off waivers/Signed extension
Jamaal Charles	Contract renegotiated
Jeremy Maclin	Signed as FA
Ben Grubbs	Traded for from NO
Justin Houston	Signed Contract

### JOHN DORSEY'S HARDWARE



Super Bowls



Conference Titles



Division Titles

### DORSEY'S NFL RECORD AS PERSONNEL MEMBER

Year	Reg. Season	Pct.	Playoffs	Overall	Result
1991 (GB)	4-12	.250	0-0	4-12	4th in NFC Central
1992	9-7	.563	0-0	9-7	2nd in NFC Central
1993	9-7	.563	1-1	10-8	3rd in NFC Central; Reached Divisional Playoffs
1994	9-7	.563	1-1	10-8	2nd in NFC Central; Reached Divisional Playoffs
1995	11-5	.688	2-1	13-6	1st in NFC Central; Reached NFC Championship
1996	13-3	.813	3-0	16-3	1st in NFC Central; Won Super Bowl XXXI
1997	13-3	.813	2-1	15-4	1st in NFC Central; Reached Super Bowl XXXII
1998	11-5	.688	0-1	11-6	2nd in NFC Central; Reached Wild Card Playoffs
1999 (SEA)	9-7	.563	0-1	9-8	1st in AFC West; Reached Wild Card Playoffs
2000 (GB)	9-7	.563	0-0	9-7	3rd in NFC Central
2001	12-4	.750	1-1	13-5	2nd in NFC Central; Reached Divisional Playoffs
2002	12-4	.750	0-1	12-5	1st in NFC North; Reached Wild Card Playoffs
2003	10-6	.625	1-1	11-7	1st in NFC North; Reached Divisional Playoffs
2004	10-6	.625	0-1	10-7	1st in NFC North; Reached Wild Card Playoffs
2005	4-12	.250	0-0	4-12	4th in NFC North
2006	8-8	.500	0-0	8-8	2nd in NFC North
2007	13-3	.813	1-1	14-4	1st in NFC North; Reached NFC Championship
2008	6-10	.375	0-0	6-10	3rd in NFC North
2009	11-5	.688	0-1	11-6	2nd in NFC North; Reached Wild Card Playoffs
2010	10-6	.625	4-0	14-6	2nd in NFC North; Won Super Bowl XLV
2011	15-1	.938	0-1	15-2	1st in NFC North; Reached Divisional Playoffs
2012	11-5	.688	1-1	12-6	1st in NFC North; Reached Divisional Playoffs
2013 (KC)	11-5	.688	0-1	11-6	2nd in AFC West; Reached Wild Card Playoffs
2014	9-7	.563	0-0	9-7	2nd in AFC West
2015	10-5	.667	0-0	10-5	Clinched Playoff Spot
<b>TOTALS</b>	<b>249-150</b>	<b>.624</b>	<b>17-15</b>	<b>266-165</b>	<b>18 Playoff Berths (2015), 10 Div. Titles, 3 NFC Titles, 2 SB Titles</b>

## CHIEFS QUARTERBACK ALEX SMITH



### SMITH HAS HISTORY OF PROTECTING FOOTBALL

Since 2010, Chiefs QB Alex Smith has thrown the second fewest interceptions in the NFL among active starting quarterbacks with at least 1,500 pass attempts. Smith had only six interceptions last season, which ranked tied for second among passers with 300 or more attempts. He has five in 2015.

Player	INTs Since 2010
1. Russell Wilson.....	34
2. Alex Smith.....	38
3. Aaron Rodgers.....	43
4t. Tom Brady.....	51
Sam Bradford.....	51
5. Ryan Tannehill.....	54

### SMITH WITH 100+ RATING

Chiefs quarterback Alex Smith has had 26 career games as a starter where he has recorded over a 100.0 rating. Smith is 25-1 in those contests. In Week 15, 2013 vs. the Raiders, Smith posted a perfect passer rating with five TD passes and no interceptions on 20 attempts and 17 completions.

Date	Opp.	Att.	Comp.	Rtg.
12/15/13	@OAK	20	17	158.3
10/7/12	BUF	24	18	156.3
9/29/14	NE	26	20	144.4
12/4/11	STL	23	17	142.3
9/21/14	MIA	25	19	136.0
12/12/10	SEA	27	17	130.9
9/9/12	@GB	26	20	125.6
12/6/15	@OAK	22	16	123.7
12/8/13	@WAS	20	14	122.3
9/13/15	@HOU	33	22	118.6
12/14/14	OAK	30	18	115.6
11/29/15	BUF	30	19	112.5
10/2/11	@PHI	33	21	112.1
11/6/11	@WAS	24	17	109.7
11/22/15	@SD	25	20	108.8
11/01/15	DET	26	18	108.7
12/20/15	@BAL	25	21	108.5
1/2/11	ARI	29	15	107.8
9/16/12	DET	31	20	107.7
11/1/14	NYJ	31	21	106.8
11/24/13	SD	38	26	106.7
11/19/06	SEA	25	19	105.9
10/19/14	@SD	28	19	103.4
9/17/06	STL	22	11	103.0
12/14/06	@SEA	25	14	102.4
10/27/13	CLE	36	24	102.2

### SMITH VS. THE NFL

Opponent	Reg. Season	Postseason	Total
vs. Denver Broncos	2-5	0-0	2-5
vs. Kansas City Chiefs	0-2	0-0	0-2
vs. Oakland Raiders	6-1	0-0	6-1
vs. San Diego Chargers	3-3	0-0	3-3
<b>vs. AFC West</b>	<b>11-11</b>	<b>0-0</b>	<b>11-11</b>
vs. Baltimore Ravens	1-1	0-0	1-1
vs. Cincinnati Bengals	1-1	0-0	1-1
vs. Cleveland Browns	3-0	0-0	3-0
vs. Pittsburgh Steelers	2-2	0-0	2-2
<b>vs. AFC North</b>	<b>7-4</b>	<b>0-0</b>	<b>7-4</b>
vs. Houston Texans	3-1	0-0	3-1
vs. Indianapolis Colts	0-3	0-1	0-4
vs. Jacksonville Jaguars	2-1	0-0	2-1
vs. Tennessee Titans	1-2	0-0	1-2
<b>vs. AFC South</b>	<b>6-7</b>	<b>0-1</b>	<b>6-8</b>
vs. Buffalo Bills	4-0	0-0	4-0
vs. Miami Dolphins	1-0	0-0	1-0
vs. New England Patriots	1-0	0-0	1-0
vs. New York Jets	2-0	0-0	2-0
<b>vs. AFC East</b>	<b>7-0</b>	<b>0-0</b>	<b>7-0</b>
<b>vs. AFC</b>	<b>32-22</b>	<b>0-1</b>	<b>32-23</b>
vs. Dallas Cowboys	1-1	0-0	1-1
vs. New York Giants	2-1	0-1	2-2
vs. Philadelphia Eagles	2-4	0-0	2-4
vs. Washington Redskins	2-1	0-0	2-1
<b>vs. NFC East</b>	<b>7-7</b>	<b>0-1</b>	<b>7-8</b>
vs. Arizona Cardinals	6-6	0-0	6-6
vs. Seattle Seahawks	7-5	0-0	7-5
vs. San Francisco 49ers	0-1	0-0	0-1
vs. St. Louis Rams	7-2-1	0-0	7-2-1
<b>vs. NFC West</b>	<b>20-14-1</b>	<b>0-0</b>	<b>20-14-1</b>
vs. Atlanta Falcons	0-2	0-0	0-2
vs. Carolina Panthers	0-1	0-0	0-1
vs. Tampa Bay Buccaneers	1-0	0-0	1-0
vs. New Orleans Saints	0-3	1-0	1-3
<b>vs. NFC South</b>	<b>1-6</b>	<b>1-0</b>	<b>2-6</b>
vs. Chicago Bears	1-2	0-0	1-2
vs. Detroit Lions	5-0	0-0	5-0
vs. Green Bay Packers	1-3	0-0	1-3
vs. Minnesota Vikings	1-2	0-0	1-2
<b>vs. NFC North</b>	<b>8-7</b>	<b>0-0</b>	<b>7-7</b>
<b>vs. NFC</b>	<b>36-34-1</b>	<b>1-1</b>	<b>37-35-1</b>



### CHIEFS QB ALEX SMITH'S CAREER WHEN...

Throwing one or more TD passes: 48-33-1  
 Throwing two or more TD passes: 30-13  
 Throwing three or more TD passes: 10-4  
 Throwing four or more TD passes: 1-0  
 Not throwing an INT: 53-18-1  
 With a passer rating of 95.0 or more: 37-6-1  
 With a passer rating of 105.0 or more: 24-2-1  
 Throwing for 150 or more yards: 50-41  
 Throwing for 200 or more yards: 33-26  
 Throwing for 250 or more yards: 13-14

Throwing for 300 or more yards: 1-4  
 Rushing for a TD: 8-0  
 Attempting 20 or more passes: 61-50  
 Attempting 30 or more passes: 28-32  
 Attempting 40 or more passes: 2-13  
 Rushing for 30 or more yards: 13-9  
 Completing 15 or more passes: 53-41  
 Completing 20 or more passes: 22-23  
 Completing 25 or more passes: 1-11  
 Completing 30 or more passes: 0-2

Throwing one or more INTs: 15-38  
 Throwing two or more INTs: 2-18  
 Throwing three or more INTs: 0-8  
 Sacked one or more times: 56-50-1  
 Sacked two or more times: 46-44-1  
 Sacked three or more times: 26-32  
 Sacked four or more times: 13-23  
 Losing one or more fumbles: 8-13  
 Losing two or more fumbles: 0-2  
 With a passer rating of 90.0 or lower: 27-45

## SMITH'S FIRST TWO YEARS WITH CHIEFS

Smith ranks tied for second in franchise history for most games started in the first two years of being with the team with 30 starts.

### CHIEFS RECORD BOOK

#### MOST REGULAR SEASON STARTS, QB, FIRST TWO YEARS

1.	32	Trent Green	2001-02
2t.	30	Alex Smith	2013-14
	30	Matt Cassel	2009-10
4.	27	Len Dawson	1962-63
5.	26	Cotton Davidson	1960-61

Smith won 19 of 30 games in his first two seasons with the club, marking the third-best winning percentage by any Chiefs quarterback in his first two years with at least 10 starts.

### CHIEFS RECORD BOOK

#### HIGHEST REGULAR SEASON WINNING PCT., QB, FIRST TWO YEARS WITH TEAM (MIN. 10 STARTS)

1.	72.2	Steve Bono	1994-95
2.	68.0	Joe Montana	1993-94
3.	63.3	Alex Smith	2013-14
4t.	62.5	Elvis Grbac	1997-98
		Bill Kenney	1980-81

## SMART DECISION MAKER

Smith's five interceptions on 446 pass attempts give him a 1.12 interception percentage on the season, ranking as the third-best single-season mark in franchise history.

### CHIEFS RECORD BOOK, LOWEST INT. PERCENTAGE, SEASON

1.	0.41	Damon Huard (244-1)	2006
2.	0.90	Steve DeBerg (444-4)	1990
3.	1.12	Alex Smith (446-5)	2015
4.	1.29	Alex Smith (464-6)	2014
5.	1.37	Alex Smith (508-7)	2013

Smith's 1.27% Int. from 2013-15 ranks first in the NFL for passers with over 1,000 attempts in that span.

### NFL LEADERS, INT PERCENTAGE 2013-15

Rk.	Player	Team	Att.	INT	INT Pct
1.	Alex Smith	Chiefs	1,418	18	1.27
2.	Aaron Rodgers	Packers	1,338	18	1.35
3.	Tom Brady	Patriots	1,813	27	1.49
4.	Russell Wilson	Seahawks	1,314	24	1.83
5.	Colin Kaepernick	49ers	1,138	23	2.02

## CHIEFS PASSER RATINGS

Of Chiefs quarterbacks to start at least 16 games in their Kansas City careers, Alex Smith possesses the highest quarterback rating with a 92.9 mark. Smith has started 45 games in his Chiefs career and has thrown 59 touchdowns and only 18 interceptions.

Player	Year	Rating
Alex Smith	2013-15	92.9
Trent Green	2001-06	87.3
Joe Montana	1993-94	85.0
Damon Huard	2006-08	83.3
Len Dawson	1962-75	83.2
Steve DeBerg	1988-91	81.8
Rich Gannon	1995-98	81.7
Elvis Grbac	1997-00	80.6
Dave Krieg	1992-93	80.4
Matt Cassel	2009-12	77.5
Bill Kenney	1980-88	77.0
Steve Bono	1994-96	74.3
Steve Fuller	1979-82	69.4
Mike Livingston	1968-79	63.3
Todd Blackledge	1983-87	62.0
Cotton Davidson	1960-61	61.9

## ALEX SMITH OVER TWO YEARS

Alex Smith's 19 wins put him at the top of the Chiefs franchise list for most wins in a starting quarterback's first two seasons. In his first two seasons, that ranks him ahead of Pro Football Hall of Famers Joe Montana and Len Dawson.

Rk.	Player	Years	Wins
1.	Alex Smith	2013-14	19
2.	Joe Montana*	1993-94	17
3.	Len Dawson*	1962-63	16
4.	Trent Green	2001-02	14

## ALEX SMITH COMPLETION PERCENTAGE

Through 45 regular season games with the Chiefs, Alex Smith is the most accurate passer in Chiefs history. His 63.8 completion percentage is top among all passers with at least 700 attempts.

Rk.	Player	G	Comp.	Att.	Pct.
1.	Alex Smith	45	904	1,418	63.8
2.	Trent Green	88	1720	2,777	61.9
3.	Joe Montana	25	480	791	60.7
4.	Elvis Grbac	49	897	1,548	57.9
5.	Steve DeBerg	57	934	1,616	57.8



## THROUGH THE AIR

Smith's 308 completions in 2013 marked a single-season career-high, passing his old mark of 273 set in the 2011 season. 2014 marked the seventh time in franchise history that a Chiefs quarterback has completed more than 300 passes in a single season. The team record for most completions in a single season is 369, set by Trent Green in 2004. Smith has 293 in 2015.

### ALEX SMITH, MOST COMPLETIONS, SINGLE SEASON

1.	308	2013
2.	303	2014
3.	293	2015
4.	273	2011
5.	257	2006

## SMITH'S BIG GAME

In the Chiefs 34-7 victory over the St. Louis Rams in Week 8 of 2014, Alex Smith went 25 of 29 for 226 yards. His 86.2 completion percentage was the highest for a single game in team history (minimum 20 attempts), and it breaks his previous mark set in 2013 at Oakland.

Rk.	Player	Date	Opponent	Comp.	Att.	Pct.
1.	Alex Smith	10/26/14	Rams	26	29	86.2
2.	Alex Smith	12/15/13	Raiders	17	20	85.0
3.	Alex Smith	12/20/15	Ravens	21	25	84.0
4.	Brady Quinn	12/02/12	Panthers	19	23	82.6
5t.	Trent Green	12/16/01	Broncos	17	21	81.0
	Dave Krieg	11/29/92	Jets	17	21	81.0



## BY THE NUMBERS - ALEX SMITH VS. THE NFL

Chiefs quarterback Alex Smith is in his 11th NFL season. Statistically, his best games have come against AFC East and NFC West opponents. History shows he has played particularly well against the Oakland Raiders, recording a 110.5 rating in seven games against the club with 16 touchdowns and only one interception. Below is a breakdown of how Smith has fared against his opponents.

AFC West								
Team	G	Att.	Comp.	Yds.	TD	Int.	Pct.	Rtg.
Broncos	7	240	138	1520	8	5	57.5	78.8
Chargers	6	174	119	1338	7	4	68.4	94.9
Chiefs	2	67	36	324	1	3	53.7	53.3
Raiders	7	191	116	1469	16	1	60.7	110.5
<b>Total</b>	<b>22</b>	<b>672</b>	<b>409</b>	<b>4651</b>	<b>32</b>	<b>13</b>	<b>60.9</b>	<b>89.5</b>

AFC East								
Team	G	Att.	Comp.	Yds.	TD	Int.	Pct.	Rtg.
Bills	4	112	73	859	5	0	65.2	103.2
Dolphins	1	25	19	186	3	0	76.0	136.0
Jets	2	52	33	342	2	0	63.4	84.8
Patriots	1	26	20	248	3	0	76.9	144.4
<b>Total</b>	<b>8</b>	<b>215</b>	<b>145</b>	<b>1635</b>	<b>13</b>	<b>0</b>	<b>67.4</b>	<b>110.1</b>

AFC North								
Team	G	Att.	Comp.	Yds.	TD	Int.	Pct.	Rtg.
Bengals	2	75	51	587	0	0	68.0	91.4
Browns	3	82	54	527	5	1	65.9	99.0
Ravens	2	49	36	311	1	1	73.5	88.1
Steelers	4	143	87	958	3	1	60.8	84.8
<b>Total</b>	<b>11</b>	<b>349</b>	<b>228</b>	<b>2383</b>	<b>9</b>	<b>3</b>	<b>65.3</b>	<b>89.9</b>

AFC South								
Team	G	Att.	Comp.	Yds.	TD	Int.	Pct.	Rtg.
Colts	3	83	44	425	1	6	53.0	41.5
Jaguars	3	99	56	528	4	1	56.6	80.7
Texans	4	118	76	848	7	3	64.4	94.9
Titans	3	119	68	733	3	7	57.1	59.3
<b>Total</b>	<b>13</b>	<b>419</b>	<b>244</b>	<b>2534</b>	<b>15</b>	<b>17</b>	<b>57.8</b>	<b>70.8</b>

AFC	G	Att.	Comp.	Yds.	TD	Int.	Pct.	Rtg.
<b>Total</b>	<b>54</b>	<b>1655</b>	<b>1026</b>	<b>11203</b>	<b>69</b>	<b>33</b>	<b>62.0</b>	<b>87.5</b>

NFC East								
Team	G	Att.	Comp.	Yds.	TD	Int.	Pct.	Rtg.
Cowboys	2	60	37	402	4	1	61.7	96.7
Eagles	6	191	115	1343	7	5	60.2	82.9
Giants	3	101	62	730	4	6	61.4	71.8
Redskins	3	60	39	429	3	1	65.0	95.8
<b>Total</b>	<b>14</b>	<b>412</b>	<b>253</b>	<b>2904</b>	<b>18</b>	<b>13</b>	<b>61.4</b>	<b>84.0</b>

NFC North								
Team	G	Att.	Comp.	Yds.	TD	Int.	Pct.	Rtg.
Bears	3	78	46	434	2	3	59.0	66.9
Lions	5	140	89	862	6	1	63.6	92.0
Packers	4	128	72	929	7	4	56.3	84.4
Vikings	3	93	59	591	2	2	63.5	79.6
<b>Total</b>	<b>15</b>	<b>439</b>	<b>266</b>	<b>2816</b>	<b>17</b>	<b>10</b>	<b>60.5</b>	<b>82.7</b>

NFC South								
Team	G	Att.	Comp.	Yds.	TD	Int.	Pct.	Rtg.
Buccaneers	1	19	11	170	3	0	57.9	127.2
Falcons	2	70	38	337	1	5	54.3	42.4
Panthers	1	19	9	129	1	0	47.4	87.4
Saints	3	103	59	636	3	5	57.3	65.0
<b>Total</b>	<b>7</b>	<b>211</b>	<b>117</b>	<b>1272</b>	<b>8</b>	<b>10</b>	<b>55.4</b>	<b>66.3</b>

NFC West								
Team	G	Att.	Comp.	Yds.	TD	Int.	Pct.	Rtg.
49ers	1	31	17	175	2	1	54.8	79.4
Cardinals	12	332	195	2216	11	8	58.7	79.8
Rams	10	212	142	1765	7	2	66.9	99.6
Seahawks	12	303	178	1857	9	4	58.7	80.9
<b>Total</b>	<b>35</b>	<b>878</b>	<b>532</b>	<b>5993</b>	<b>28</b>	<b>15</b>	<b>60.6</b>	<b>84.5</b>

NFC	G	Att.	Comp.	Yds.	TD	Int.	Pct.	Rtg.
<b>Total</b>	<b>71</b>	<b>1940</b>	<b>1168</b>	<b>12985</b>	<b>71</b>	<b>48</b>	<b>60.2</b>	<b>82.0</b>

## CHIEFS RUNNING BACK JAMAAL CHARLES

### CHARLES MOVING UP CHARTS FOR YARDS

Chiefs running back Jamaal Charles ranks second in team history when it comes to career scrimmage yards. Here is a look at where he ranks among other Chiefs greats:

Rk.	Pos.	Player	Career Yards from Scrimmage
1.	TE	Tony Gonzalez	10,954 (Rec: 10,940, Rush: 14)
2.	RB	Jamaal Charles	9,663 (Rush: 7,220, Rec: 2,443)
3.	RB	Priest Holmes	8,447 (Rush: 6,070, Rec: 2,377)
4.	WR	Otis Taylor	7,467 (Rec: 7,306, Rush: 161)
5.	RB	Larry Johnson	7,384 (Rush: 6,015, Rec: 1,369)
6.	WR	Dwayne Bowe	7,171 (Rec: 7,155 Rush: 16)
7.	RB	Ed Podolak	6,907 (Rush: 4,451, Rec: 2,456)
8.	WR	Henry Marshall	6,802 (Rec: 6,545, Rush: 257)
9.	RB	Abner Haynes	6,553 (Rush: 3,814, Rec: 2,739)
10.	WR	Carlos Carson	6,431 (Rec: 6,360, Rush: 71)

### CHARLES IMPRESSIVE THROUGH 1ST 1,000 RUSHES

Chiefs running back Jamaal Charles has been excellent running the ball so far in his career. Charles became the fifth player in Chiefs history to record 1,000 carries. In those 1,000 carries, he accumulated 5,523 yards (5.52 avg.). Below is a look at some other recent top-performing NFL running backs and where they ranked for yards accumulated at the time of their 1,000th carry.

#### RECENT TOP-PERFORMING RBS. YARDS AT 1,000TH CARRY

1.	5,523	Jamaal Charles
2.	4,951	Adrian Peterson
3.	4,826	Chris Johnson
4.	4,820	Clinton Portis
5.	4,794	Frank Gore
6.	4,754	Jamal Lewis
7.	4,683	Terrell Davis
8.	4,643	Fred Taylor
9.	4,620	Corey Dillon
10.	4,558	Maurice Jones-Drew
11.	4,542	Thurman Thomas
12.	4,364	LaDainian Tomlinson
13.	4,351	Steven Jackson
14.	4,283	Edgerrin James
15.	4,056	Jerome Bettis
16.	3,936	Eddie George
17.	3,906	Curtis Martin
18.	3,701	Marshall Faulk

### CHARLES' BIG PLAY ABILITY

RB Jamaal Charles has shown off his big-play ability multiple times in his career. He owns the two longest rushing plays in franchise history and four of the team's top-10 marks.

#### CHIEFS RECORD BOOK: LONGEST RUSHING PLAYS (ALL 80+)

Rk.	Yards	Player	Opponent	Date
1.	91 (TD)	Jamaal Charles	at New Orleans	9/23/12
2.	86 (TD)	Jamaal Charles	vs. Indianapolis	12/23/12
3.	84 (TD)	Ted McKnight	at Seattle	9/30/79
4t	82 (TD)	Joe Delaney	vs. Denver	10/18/81
	82 (TD)	Derrick Alexander	vs. San Diego	10/31/99
6t.	80 (TD)	Jamaal Charles	at Cleveland	12/9/12
	80 (TD)	Abner Haynes	at New York Jets	11/29/64
	80 (TD)	Warren McVea	vs. Cincinnati	10/26/69
	80	Jamaal Charles	at St. Louis	12/19/10



### CHARLES CONTINUES CLIMB

RB Jamaal Charles moved into third place all-time in team history for most rushing attempts with 1,320 carries. He most recently passed RB Christian Okoye (1,246) and is two carries away from moving into second place.

#### CHIEFS RECORD BOOK: MOST RUSHING ATTEMPTS - CAREER

1.	1,375	Larry Johnson	2003-09
2.	1,321	Priest Holmes	2001-07
3.	1,320	Jamaal Charles	2008-15
4.	1,246	Christian Okoye	1987-92
5.	1,157	Ed Podolak	1969-77

### CHARLES' TOUCHDOWNS

Jamaal Charles leads the NFL over the past three seasons with 38 total touchdowns.

#### MOST TOUCHDOWNS, PAST THREE SEASONS (2013-15)

Rk.	TD	Player	Pos.	Team
1.	38	Jamaal Charles	RB	Kansas City
2.	34	Marshawn Lynch	RB	Seattle
3t.	33	Antonio Brown	WR	Pittsburgh
	33	Brandon Marshall	WR	NYJ/Chicago
5.	32	Dez Bryant	WR	Dallas

### CHARLES IN CHARGE

RB Jamaal Charles owns three 200-yard games for his career, which is more 200-plus yard performances than any other running back in team history. RB Larry Johnson is the only other player in team history to record more than one 200-yard performance.

Charles now owns the top three single-game rushing outputs in franchise history. He owns the club's top mark with 259 yards on 25 attempts (10.4 avg.) set in the 2009 season finale at Denver (1/3/10).

#### CHIEFS RECORD BOOK: MOST RUSHING YARDS, GAME

Rank	Player	Yds	Att.	Avg.	Date/Opp.
1.	Jamaal Charles	259	25	10.4	1/3/10 @ DEN
2.	Jamaal Charles	233	33	7.1	9/23/12 @ NO
3.	Jamaal Charles	226	22	10.3	12/23/12 vs. IND
4.	Larry Johnson	211	36	5.9	11/20/05 @ HOU
5.	Larry Johnson	201	26	7.7	1/1/06 vs. CIN

#### CHIEFS RECORD BOOK: COMBINED YDS FROM SCRIMMAGE, GAME

Rank	Player	Yards (Rush/Rec.)	Date/Opp.
1.	Stephone Paige	309 (0 rush, 309 rec.)	12/22/85 vs. SD
2.	Priest Holmes	307 (197 rush, 110 rec.)	11/24/02 @ SEA
3.	Jamaal Charles	288 (233 rush, 55 rec.)	9/23/12 @ NO
4.	Priest Holmes	277 (168 rush, 109 rec.)	12/9/01 @ OAK
5.	Jamaal Charles	262 (259 rush, 3 rec.)	1/3/10 @ DEN

## THIS GUY CAN PLAY

Chiefs running back Jamaal Charles holds a place in the top-five of nearly every Kansas City Chiefs rushing records category. He's also been a key component in the club's passing game. Below is a brief look at some of Jamaal Charles' team accomplishments.



### CHIEFS RECORD BOOK MOST RUSHING FIRST DOWNS, CAREER

1.	359	Priest Holmes	2001-07
2.	<b>349</b>	<b>Jamaal Charles</b>	<b>2008-15</b>
3.	312	Larry Johnson	2003-09
4.	250	Marcus Allen	1993-97
5.	118	Tony Richardson	1995-05

### CHIEFS RECORD BOOK YARDS PER CARRY, RB, CAREER

1.	<b>5.47</b>	<b>Jamaal Charles</b>	<b>2008-15</b>
2.	4.80	Abner Haynes	1960-64
3.	4.60	Priest Holmes	2001-07
4.	4.57	Kimble Anders	1991-00
5.	4.44	Ted McKnight	1977-81

### CHIEFS RECORD BOOK MOST RUSHING YARDS, GAME

Rk	Player	Yds.	Atts.	Date
1.	Jamaal Charles	259	25	1/3/10
2.	Jamaal Charles	233	33	9/23/12
3.	Jamaal Charles	226	22	12/23/12
4.	Larry Johnson	211	36	11/20/05
5.	Larry Johnson	201	26	1/1/06

### CHIEFS RECORD BOOK MOST RECEIVING TOUCHDOWNS, CAREER, RB

1.	<b>20</b>	<b>Jamaal Charles</b>	<b>2008-15</b>
2.	17	Abner Haynes	1960-64
3.	14	Curtis McClinton	1962-69
4t.	9	Kimble Anders	1991-2000
	9	Tony Richardson	1995-2005

### CHIEFS RECORD BOOK MOST YARDS AFTER CATCH, CAREER, RB

1.	2,853	Priest Holmes	2001-07
2.	2,790	Kimble Anders	1991-2000
3.	<b>2,474</b>	<b>Jamaal Charles</b>	<b>2008-15</b>
4.	1,599	Larry Johnson	2003-09
5.	1,294	Tony Richardson	1995-2005

## CHARLES IN THE RECEIVING GAME

In his career, RB Jamaal Charles has recorded 283 receptions, ranking third in franchise history for most receptions by a running back.

### CHIEFS RECORD BOOK, MOST RECEPTIONS, RB, CAREER

1.	369	Kimble Anders	1991-00
2.	288	Ed Podolak	1969-77
3.	<b>283</b>	<b>Jamaal Charles</b>	<b>2008-15</b>
4.	251	Priest Holmes	2001-07
5.	197	Abner Haynes	1960-64

Charles has 2,443 career receiving yards, giving him sole possession of fourth place on the franchise's list for most career receiving yards by a running back.

### CHIEFS RECORD BOOK, MOST RECEIVING YARDS, RB, CAREER

1.	2,829	Kimble Anders	1991-00
2.	2,739	Abner Haynes	1960-65
3.	2,456	Ed Podolak	1969-77
4.	<b>2,443</b>	<b>Jamaal Charles</b>	<b>2008-15</b>
5.	2,377	Priest Holmes	2001-07

Charles had 70 receptions in 2013, tying him for second-most receptions by a running back in a single season in franchise history.

### CHIEFS RECORD BOOK, MOST RECEPTIONS, RB, SEASON

1.	74	Priest Holmes	2003
2t.	<b>70</b>	<b>Jamaal Charles</b>	<b>2013</b>
	70	Priest Holmes	2002
4.	67	Kimble Anders	1994
5.	66	MacArthur Lane	1976

Charles racked up 693 receiving yards on 70 receptions (9.9 avg.) in 2013. His 693 receiving yards rank first in franchise history for most receiving yards by a running back in a single season.

### CHIEFS RECORD BOOK, MOST RECEIVING YARDS, RB, SEASON

1.	<b>693</b>	<b>Jamaal Charles</b>	<b>2013</b>
2.	690	Priest Holmes	2003
3.	672	Priest Holmes	2002
4.	614	Priest Holmes	2001
5.	590	Curtis McClinton	1965

## CHARLES CARRIES OVER 10

RB Jamaal Charles has proven how explosive he can be. He has 195 10-plus rushes for his career, a Kansas City franchise record.

### CHIEFS RECORD BOOK, MOST 10+ RUSHES, CAREER

1.	<b>195</b>	<b>Jamaal Charles</b>	<b>2008-15</b>
2.	190	Priest Holmes	2001-07
3.	137	Larry Johnson	2003-09
4.	71	Marcus Allen	1993-97
5.	63	Kimble Anders	1991-00

## CHARLES RUNNING ALONG

RB Jamaal Charles has rushed for more than 1,000 yards in five straight seasons in which he has played in at least 15 games. He recently passed Priest Holmes to rank first in team history for most career rushing yards. He is the first player in Chiefs history to crack the 1,000-yard rushing plateau five times in his career. He became the first running back to crack 7,000 rushing yards in team history.

### CHIEFS RECORD BOOK: MOST RUSHING YARDS, CAREER

Rank	Player	Years	Yards
1.	Jamaal Charles	2008-15	<b>7,220</b>
2.	Priest Holmes	2001-07	6,070
3.	Larry Johnson	2003-09	6,015
4.	Christian Okoye	1987-92	4,897
5.	Ed Podolak	1969-77	4,451



## BY THE NUMBERS - JAMAAL CHARLES VS. THE NFL

Chiefs running back Jamaal Charles is in his eighth NFL season. Statistically, his best games have come against AFC West and NFC South opponents. History shows he has played particularly well against the Denver Broncos, recording 1,175 scrimmage yards and seven touchdowns against the club. Below is a breakdown of how Charles has fared against his opponents.

AFC West								
Team	Att.	Yds.	TD	Rec.	Yds.	Rec. TDs	Scrimmage Yds.	Tot. TDs
Broncos	186	987	5	28	188	2	1175	7
Raiders	122	499	5	37	416	5	915	10
Chargers	124	664	6	21	184	1	848	7
<b>Total</b>	<b>432</b>	<b>2150</b>	<b>16</b>	<b>86</b>	<b>788</b>	<b>8</b>	<b>2938</b>	<b>24</b>

AFC East								
Team	Att.	Yds.	TD	Rec.	Yds.	Rec. TDs	Scrimmage Yds.	Tot. TDs
Bills	92	589	2	31	198	2	787	4
Dolphins	3	15	0	3	102	0	117	0
Jets	25	123	1	3	14	0	137	1
Patriots	23	120	1	2	22	2	142	3
<b>Total</b>	<b>143</b>	<b>847</b>	<b>4</b>	<b>42</b>	<b>336</b>	<b>4</b>	<b>1183</b>	<b>8</b>

AFC North								
Team	Att.	Yds.	TD	Rec.	Yds.	Rec. TDs	Scrimmage Yds.	Tot. TDs
Bengals	55	273	0	13	123	0	396	0
Browns	72	442	2	8	89	0	531	2
Ravens	35	148	0	6	50	0	198	0
Steelers	49	187	1	7	56	1	243	3*
<b>Total</b>	<b>211</b>	<b>1,050</b>	<b>3</b>	<b>34</b>	<b>318</b>	<b>1</b>	<b>1368</b>	<b>5</b>

AFC South								
Team	Att.	Yds.	TD	Rec.	Yds.	Rec. TDs	Scrimmage Yds.	Tot. TDs
Colts	51	419	2	9	56	0	475	2
Jaguars	37	184	2	6	42	0	226	2
Texans	53	236	1	12	107	1	343	2
Titans	45	221	1	17	118	2	339	3
<b>Total</b>	<b>186</b>	<b>1060</b>	<b>6</b>	<b>44</b>	<b>323</b>	<b>3</b>	<b>1383</b>	<b>9</b>

AFC Total	Att.	Yds.	TD	Rec.	Yds.	Rec. TDs	Scrimmage Yds.	Tot. TDs
	972	5107	29	206	1765	16	6872	46*

\*Includes Charles' 97-yard KO return TD vs. PIT in 2009.

NFC East								
Team	Att.	Yds.	TD	Rec.	Yds.	Rec. TDs	Scrimmage Yds.	Tot. TDs
Cowboys	19	64	0	13	102	1	166	1
Eagles	26	128	1	10	114	0	242	1
Giants	20	89	0	5	62	1	151	1
Redskins	23	156	1	3	10	1	166	2
<b>Total</b>	<b>88</b>	<b>437</b>	<b>2</b>	<b>31</b>	<b>288</b>	<b>3</b>	<b>725</b>	<b>5</b>

NFC North								
Team	Att.	Yds.	TD	Rec.	Yds.	Rec. TDs	Scrimmage Yds.	Tot. TDs
Bears	12	58	0	1	26	0	84	0
Lions	2	27	0	0	0	0	27	0
Packers	11	49	3	5	33	0	82	3
Vikings	0	0	0	0	0	0	0	0
<b>Total</b>	<b>25</b>	<b>134</b>	<b>3</b>	<b>6</b>	<b>59</b>	<b>0</b>	<b>193</b>	<b>3</b>

NFC South								
Team	Att.	Yds.	TD	Rec.	Yds.	Rec. TDs	Scrimmage Yds.	Tot. TDs
Buccaneers	30	146	0	2	7	0	153	0
Falcons	23	125	0	3	24	0	149	0
Panthers	31	145	0	8	33	0	178	0
Saints	35	245	1	6	55	0	300	1
<b>Total</b>	<b>119</b>	<b>661</b>	<b>1</b>	<b>19</b>	<b>119</b>	<b>0</b>	<b>780</b>	<b>1</b>

NFC West								
Team	Att.	Yds.	TD	Rec.	Yds.	Rec. TDs	Scrimmage Yds.	Tot. TDs
49ers	27	177	0	4	61	0	238	0
Cardinals	22	179	1	6	58	1	237	2
Rams	24	199	3	7	71	0	270	3
Seahawks	42	332	3	4	22	0	354	3
<b>Total</b>	<b>116</b>	<b>881</b>	<b>7</b>	<b>21</b>	<b>212</b>	<b>1</b>	<b>1093</b>	<b>8</b>

NFC Total	Att.	Yds.	TD	Rec.	Yds.	Rec. TDs	Scrimmage Yds.	Tot. TDs
	348	2113	13	77	678	4	2791	17

# CHIEFS RECORD WATCH

## CHIEFS RECORD BOOK MOST TOUCHDOWNS, CAREER

1.	83.....	Priest Holmes (76 rush, 7 rec.).....	2001-07
2.	76.....	Tony Gonzalez (0 rush, 76 rec.).....	1997-08
3.	<b>63.....</b>	<b>Jamaal Charles (42 rush, 20 rec., 1 KOR)</b>	<b>2008-15</b>
4.	61.....	Larry Johnson (55 rush, 6 rec.).....	2003-09
5.	60.....	Otis Taylor (3 rush, 57 rec.).....	1965-75

## CHIEFS RECORD BOOK LOWEST PERCENTAGE, PASSES HAD INTERCEPTED, SEASON

1.	0.41 .....	Damon Huard (244-1).....	2006
2.	0.90 .....	Steve DeBerg (444-4).....	1990
3.	<b>1.12 .....</b>	<b>Alex Smith (446-5).....</b>	<b>2015</b>
4.	1.29 .....	Alex Smith (464-6).....	2014
5.	1.37 .....	Alex Smith (508-7).....	2013

## CHIEFS RECORD BOOK MOST PUNTS INSIDE THE 20, CAREER

1.	<b>349 .....</b>	<b>Dustin Colquitt.....</b>	<b>2005-15</b>
2.	117 .....	Louie Aguiar.....	1994-98
3.	62 .....	Bryan Barker.....	1990-93
4.	58 .....	Jim Arnold.....	1983-85
5.	54 .....	Kelly Goodburn.....	1987-90

## CHIEFS RECORD BOOK MOST SACKS, CAREER

1.	126.5 .....	Derrick Thomas .....	1989-99
2.	86.5 .....	Neil Smith .....	1988-96
3.	<b>86.0 .....</b>	<b>Tamba Hali.....</b>	<b>2006-15</b>
4.	73.0 .....	Art Still .....	1978-87
5.	<b>56.0 .....</b>	<b>Justin Houston.....</b>	<b>2011-15</b>

## CHIEFS RECORD BOOK MOST SACKS, DEFENSIVE BACK, CAREER

1.	6.5 .....	Reggie Tongue.....	1996-99
2t.	<b>6.0 .....</b>	<b>Ron Parker.....</b>	<b>2013-15</b>
		James Hasty .....	1995-00
		Greg Wesley .....	2000-07
5.	<b>5.5 .....</b>	<b>Eric Berry.....</b>	<b>2010-15</b>

## CHIEFS RECORD BOOK MOST INTERCEPTION RETURN TOUCHDOWNS, CAREER

1.	6 .....	Bobby Bell.....	1963-74
2t.	5 .....	Jim Kearney.....	1967-75
		Emmitt Thomas.....	1966-78
4.	4 .....	Lloyd Burruss.....	1981-91
5t.	<b>3 .....</b>	<b>Eric Berry.....</b>	<b>2010-15</b>
		Eight others tied.....	

## CHIEFS RECORD BOOK MOST SACKS, INTERIOR DEFENSIVE LINEMAN, CAREER

1.	40.0 .....	Bill Maas .....	1984-92
2.	28.0 .....	Dan Saleamua.....	1989-96
3.	27.5 .....	John Browning.....	1996-05
4.	14.0 .....	Joe Phillips.....	1992-97
5.	<b>11.5.....</b>	<b>Dontari Poe.....</b>	<b>2012-15</b>

# JOHNSON MOVES UP CAREER TACKLE CHART

In the Chiefs Monday Night Football game at Green Bay, LB Derrick Johnson recorded eight solo tackles and became the first player in franchise history to record 1,000 career tackles. Johnson now owns 1,091 career stops, which places him atop the franchise's history book in the tackle category, passing Chiefs Hall of Fame LB Gary Spani's former record of 999 tackles. In 2011, Johnson set a Chiefs single-season record with 179 tackles (131 solo). In 2010, 2011, 2012 & 2013, Johnson led the team in total tackles.

## CHIEFS RECORD BOOK, TACKLES, CAREER

Rk.	Player	Tackles
1.	<b>Derrick Johnson.....</b>	<b>1,091</b>
2.	Gary Spani .....	999
3.	Art Still.....	992
4.	Deron Cherry.....	927
5.	Donnie Edwards.....	883

## JOHNSON'S 100 TACKLE SEASONS

Year	Tackles	Solo	Assists	Team Rank
2005	110	87	23	Third
2007	107	91	16	Third
2010	147	107	40	First
2011	179	131	48	First
2012	125	110	15	First
2013	107	95	12	First
2015	106	87	19	First



# GET YOUR HANDS DIRTY

Getting after the opposing quarterback has been a point of pride for the Kansas City Chiefs. In fact, 12 different players have recorded at least a partial sack in 2015. The Chiefs totaled 46.0 team sacks in the 2014 season from 11 different players.

Justin Houston	LB	7.5	Dee Ford	LB	3.0
Tamba Hali	LB	6.5	Mike DeVito	DE	2.0
Allen Bailey	DE	4.5	Frank Zombo	LB	2.0
Jaye Howard	DL	4.5	Josh Mauga	LB	1.0
Derrick Johnson	LB	4.0	Dontari Poe	DT	1.0
Ron Parker	DB	4.0	Daniel Sorensen	DB	1.0



## SACK CITY

Chiefs linebackers Tamba Hali and Justin Houston take pride in their abilities in getting after the opposing team's quarterback. The two have combined for 142.0 total sacks. Hali needs 1.0 sack to pass Neil Smith for second in team history in that category. Below is a breakdown of how each player has fared against each opponent and opposing QBs.



### Hali Sacks by QB

Quarterback	Sacks
Philip Rivers	13.5
Kyle Orton	6.0
Alex Smith	4.5
Ryan Fitzpatrick	4.5
Aaron Rodgers	4.0
Jason Campbell	3.5
Joe Flacco	3.0
Eli Manning	3.0
Peyton Manning	3.0
Terrelle Pryor	2.5
Case Keenum	2.5
Robert Griffin III	2.0
Kelly Holcomb	2.0
Donovan McNabb	2.0
Brandon Weeden	2.0
Tom Brady	2.0
Landry Jones	2.0
Brett Favre	1.5
Jake Plummer	1.5
Kyle Boller	1.0
Todd Bouman	1.0
Derek Carr	1.0
Kellen Clemens	1.0
Kerry Collins	1.0
Daunte Culpepper	1.0
Andy Dalton	1.0
Josh Freeman	1.0
David Garrard	1.0
Caleb Hanie	1.0
Matt Leinart	1.0
Andrew Luck	1.0
Brandon Marshall	1.0
Mark Sanchez	1.0
Michael Vick	1.0
Andrew Walter	1.0
Ryan Tannehill	1.0
Russell Wilson	1.0
Tyrod Taylor	1.0
Carson Palmer	0.5
JaMarcus Russell	0.5
Vince Young	0.5
Matthew Stafford	0.5

### Hali Sacks By Team

Team	Sacks
San Diego	13.5
Denver	9.5
Oakland	9.5
Buffalo	4.5
Green Bay	4.5
San Francisco	4.5
Minnesota	4.0
Baltimore	3.0
Indianapolis	3.0
N.Y. Giants	3.0
N.Y. Jets	3.0
Washington	3.0
Houston	2.5
Tennessee	2.5
Cleveland	2.0
Jacksonville	2.0
New England	2.0
Pittsburgh	2.0
Cincinnati	1.5
Arizona	1.0
Chicago	1.0
Philadelphia	1.0
Tampa Bay	1.0
Miami	1.0
Seattle	1.0
Detroit	0.5



### HALI'S SACK STATS

LB Tamba Hali has 6.5 sacks in the 2015 season season, giving him 86.0 sacks (-566.5 yards) for his career to rank third in franchise history. He needs just 1.0 sack to pass DE Neil Smith (86.5) for second place for most sacks. He owns 20 career multi-sack games.

### CHIEFS RECORD BOOK: MOST SACKS, CAREER

Rk.	Sacks	Player	Years
1.	126.5	Derrick Thomas	1989-99
2.	86.5	Neil Smith	1988-96
3.	86.0	Tamba Hali	2006-15
4.	73.0	Art Still	1978-87
5.	56.0	Justin Houston	2011-15



### Houston Sacks by QB

Quarterback	Sacks
Michael Vick	6.5
Peyton Manning	5.0
Philip Rivers	5.0
Drew Brees	3.0
Caleb Hanie	3.0
Blaine Gabbert	3.0
Austin Davis	3.0
Joe Flacco	2.0
Jake Locker	2.0
Drew Stanton	2.0
Derek Carr	2.0
Ben Roethlisberger	2.0
Tim Tebow	1.5
Matthew Stafford	1.5
Mark Sanchez	1.0
Matt Ryan	1.0
Cam Newton	1.0
Ryan Fitzpatrick	1.0
Terrelle Pryor	1.0
Jason Campbell	1.0
Ryan Tannehill	1.0
Tom Brady	1.0
Jimmy Garoppolo	1.0
Colin Kaepernick	1.0
Brian Hoyer	1.0
Teddy Bridgewater	1.0
Brock Osweiler	2.0
Case Keenum	0.5

### Houston Sacks by Team

Team	Sacks
Denver	8.5
San Diego	5.0
Philadelphia	4.5
Tennessee	3.0
Chicago	3.0
New Orleans	3.0
Jacksonville	3.0
St. Louis	3.0
N.Y. Jets	3.0
Oakland	3.0
Baltimore	2.0
New England	2.0
Arizona	2.0
Pittsburgh	2.0
Houston	1.5
Detroit	1.5
Atlanta	1.0
Carolina	1.0
Cleveland	1.0
Miami	1.0
San Francisco	1.0
Minnesota	1.0

### HOUSTON WE HAVE A PROBLEM

LB Justin Houston owns six 3.0-plus sack games in his career. Houston has recorded 56.0 sacks in 70 career games played, averaging over a half sack per game (0.80).

Date	Opponent	Opposing QB	Result	Total
12/4/11	@ Chicago	Caleb Hanie	W, 10-3	3.0 (-15.0 yds)
9/23/12	@ New Orleans	Drew Brees	W, 27-24 OT	3.0 (-25.0 yds)
9/8/13	@ Jacksonville	Blaine Gabbert	W, 28-2	3.0 (-27.0 yds.)
9/19/13	@ Philadelphia	Michael Vick	W, 26-16	4.5 (-28.0 yds.)
10/26/14	vs. St. Louis	Austin Davis	W 34-7	3.0 (-17.0 yds.)
12/28/14	vs. San Diego	Philip Rivers	W 19-7	4.0 (-21.0 yds.)

### HOUSTON'S 2014 SACKS

Chiefs LB Justin Houston led the NFL with 22.0 sacks in the 2014 season.

### NFL Sack Leaders

Player	Team	Sacks
1. Justin Houston	Chiefs	22.0 (Team Record)
2. J.J. Watt	Texans	20.5
3. Elvis Dumervil	Ravens	17.0
4t. Connor Barwin	Eagles	14.5
Mario Williams	Bills	14.5



### JUSTIN HOUSTON BY THE NUMBERS

LB Justin Houston had 33.0 sacks between 2013-14, ranking second in back-to-back seasons in franchise history.

#### CHIEFS RECORD BOOK

##### MOST SACKS, CONSECUTIVE SEASONS

1.	33.5	Derrick Thomas (20.0, 13.5)	1990-91
2.	<b>33.0</b>	<b>Justin Houston (11.0, 22.0)</b>	<b>2013-14</b>
3.	30.0	Derrick Thomas (10.0, 20.0)	1989-90
4t.	29.5	Neil Smith (14.5, 15.0)	1992-93
	<b>29.5</b>	<b>Justin Houston (22.0, 7.5)</b>	<b>2014-15</b>
5.	28.0	Derrick Thomas (13.5, 14.5)	1991-92

Houston has 16 career multi-sack games, including a career-high six such performances in 2014. He has 11 multi-sack games in his past three seasons.

#### CHIEFS RECORD BOOK

##### MOST MULTI-SACK GAMES, CAREER

1.	27	Derrick Thomas	1989-99
2.	<b>20</b>	<b>Tamba Hali</b>	<b>2006-15</b>
3.	19	Neil Smith	1988-96
4.	<b>16</b>	<b>Justin Houston</b>	<b>2011-15</b>
5.	13	Jared Allen	2004-07

Since Dec. 1, 2011 (Houston's first NFL sack), he trails only Houston's J.J. Watt for most QB takedowns.

#### NFL LEADERS

##### SACKS, SINCE DEC. 1, 2011

1.	67.0	J.J. Watt	Houston
2.	<b>56.0</b>	<b>Justin Houston</b>	<b>Kansas City</b>
3.	48.5	Von Miller	Denver
4.	47.5	Elvis Dumervil	Denver/Baltimore
5.	45.0	Robert Quinn	St. Louis

### HOUSTON IN NFL RECORD BOOK

Justin Houston's franchise record 22.0 sacks in 2014 was just 0.5 sack shy of Michael Strahan's NFL record 22.5 set in 2001. Houston's 22.0 sacks tie him with four other players, including Pro Football Hall of Famers Reggie White and Chris Doleman.

Rk.	Player	Year	Sacks
1.	Michael Strahan*	2001	22.5
2t.	<b>Justin Houston</b>	<b>2014</b>	<b>22.0</b>
	Jared Allen	2011	22.0
	Chris Doleman*	1989	22.0
	Reggie White*	1987	22.0
	Mark Gastineau	1984	22.0

\*Pro Football Hall of Famer

### WHERE HE RANKS IN CHIEFS HISTORY

In 2014, Justin Houston broke the Chiefs franchise record for sacks in a single season with 22.0. Houston's 22.0 sacks were two more than Pro Football Hall of Famer Derrick Thomas' 20.0 more than two decades prior in 1990.

Rk.	Player	Year	Sacks
1.	<b>Justin Houston</b>	<b>2014</b>	<b>22.0</b>
2.	Derrick Thomas*	1990	20.0
3.	Jared Allen	2007	15.5
4.	Neil Smith	1993	15.0
5t.	<b>Tamba Hali</b>	<b>2010</b>	<b>14.5</b>
	Neil Smith	1992	14.5
	Art Still	1984	14.5
	Derrick Thomas*	1992	14.5

\*Pro Football Hall of Famer

### MOST SACKS, TEAMMATES, 2013-15

Justin Houston and Tamba Hali have proven to be a potent duo when getting to the quarterback. In the past three seasons, Hali and Houston have combined for 64.0 sacks, good for the number two ranking in the NFL for players who lead their current teams in sacks.

Rk.	Players	Team	Sacks
1.	J.J. Watt/Whitney Mercilus	Texans	66.0
2.	<b>Justin Houston/Tamba Hali</b>	<b>Chiefs</b>	<b>64.0</b>
3.	Mario Williams/Jerry Hughes	Bills	56.5
4t.	Elvis Dumervil/Terrell Suggs	Ravens	54.5
	Robert Quinn/Aaron Donald	Rams	54.5



### CHIEFS DEFENSE NO STRANGER TO END ZONE

The Chiefs have found the endzone six times on defense in 2015. In Week 2, rookie CB Marcus Peters intercepted Peyton Manning and returned it 55 yards to paydirt and in Week 5, rookie LB Ramik Wilson recovered a Jay Cutler fumble in the endzone. In Week 11, LB Justin Houston intercepted a Philip Rivers pass and returned it 17 yards for a touchdown and in Week 13 at Oakland, S Tyvon Branch returned an interception 38 yards against his former team. At M&T Bank Stadium in Week 15, the defense found the endzone twice; S Tyvon Branch returned a fumble 73 yards and CB Marcus Peters intercepted Jimmy Clausen for a 90-yard return. In 2014, the Chiefs had one returned TD on defense. In 2013, the Chiefs defense found the endzone six times. Below is a look at Kansas City's most recent defensive touchdowns.

Kansas City is 100-26-1 (.791) in games with a defensive touchdown.

#### Most Recent Defensive Scores

Date	Opponent	Defensive Score	Result
12/20/15	@ Bal	CB Marcus Peters 90-yd INT return	W, 34-14
12/20/15	@ Bal	S Tyvon Branch 73-yd fumble return	W, 34-14
12/6/15	@ Oak	S Tyvon Branch 38-yd INT return	W, 34-20
11/22/15	SD	LB Justin Houston 17-yd INT return	W, 33-3
10/11/15	CHI	LB Ramik Wilson FR in endzone	L, 18-17
9/17/15	DEN	CB Marcus Peters 55-yd INT return	L, 31-24
9/29/14	NE	S Husain Abdullah 39-yd INT return	W, 41-14
12/15/13	@ Oak	S Eric Berry 47-yd INT return	W, 56-31
11/3/13	@ Buf	LB Tamba Hali 11-yard fumble return	W, 23-13
11/3/13	@ Buf	CB Sean Smith 100-yd INT return	W, 23-13
10/13/13	OAK	S Husain Abdullah 44-yd INT return	W, 24-7
9/19/13	@ Phi	S Eric Berry 38-yd INT return	W, 26-16
9/8/13	@ Jax	LB Tamba Hali 10-yd INT return	W, 28-2
9/23/12	@ NO	LB Justin Houston safety (Drew Brees)	W, 27-24OT
10/23/11	@ Oak	CB Brandon Flowers 58-yd INT return	W, 28-0
10/23/11	@ Oak	S Kendrick Lewis 59-yd INT return	W, 28-0
12/26/10	TEN	S Eric Berry 54-yd INT return	W, 34-14
10/24/10	JAX	LB Derrick Johnson 15-yd INT return	W, 42-20
9/19/10	@ Cle	CB Brandon Flowers 33-yd INT return	W, 16-14
1/3/10	@ Den	LB Derrick Johnson 60-yd INT return	W, 44-24
1/3/10	@ Den	LB Derrick Johnson 45-yd INT return	W, 44-24
10/18/09	@ Was	LB Tamba Hali safety (Todd Collins)	W, 14-6

## CHIEFS DEFENSIVE /SPECIAL TEAMS NOTES



### CHIEFS EXCEL WHEN SACKING THE QB

The Chiefs and Defensive Coordinator Bob Sutton have placed an emphasis on putting pressure on opposing quarterbacks. The Chiefs have recorded 6.0 or more team sacks 56 times in team history. In those 56 games, Kansas City has a 50-5-1 (.902) record and has outscored its opponents 1,649-668.

#### Record When Recording 6.0 or More Team Sacks

Date	Opponent	Sacks	Yds	Result
12/4/1960	Houston	7.0	54	W, 24-0
12/18/1960	Buffalo	6.0	37	W, 24-7
9/23/1962	@ Oakland	6.0	67	W, 26-16
12/8/1963	Denver	6.0	47	W, 52-21
12/14/1963	Boston	6.0	54	W, 35-3
11/8/1964	Oakland	7.0	65	W, 42-7
10/31/1965	Oakland	6.0	62	W, 14-7
10/8/1967	Miami	7.0	77	W, 41-0
9/28/1968	@ Miami	6.0	55	W, 48-3
11/10/1968	@ Cincinnati	6.0	35	W, 16-9
12/8/1968	@ San Diego	6.0	61	W, 40-3
12/14/1968	@ Denver	7.0	78	W, 30-7
10/26/1969	Cincinnati	6.0	23	W, 42-22
11/2/1969	@ Buffalo	9.0	93	W, 29-7
9/28/1970	@ Baltimore	7.0	73	W, 44-24
12/6/1970	Denver	6.0	45	W, 16-0
10/1/1972	@ Denver	8.0	63	W, 45-24
11/12/1973	Chicago	6.0	64	W, 19-7
12/2/1973	Cleveland	7.0	50	T, 20-20
9/23/1979	Oakland	7.0	55	W, 35-7
10/5/1980	@ Oakland	6.0	54	W, 31-17
11/13/1983	Cincinnati	7.0	49	W, 20-15
11/27/1983	@ Seattle	6.0	40	L, 48-51 (OT)
9/30/1984	Cleveland	11.0	78	W, 10-6
12/8/1985	Atlanta	7.0	53	W, 38-10
9/21/1986	Houston	7.0	42	W, 27-13
9/23/1990	@ Green Bay	6.0	35	W, 17-3
10/7/1990	@ Indianapolis	7.0	62	L, 19-23
11/11/1990	Seattle	9.0	70	L, 16-17
12/2/1990	@ New England	6.0	44	W, 37-7
10/7/1991	Buffalo	6.0	43	W, 33-6
11/17/1991	Denver	6.0	47	L, 20-24
10/11/1992	Philadelphia	6.0	39	W, 24-17
11/8/1992	San Diego	6.0	56	W, 16-14
12/27/1992	Denver	6.0	56	W, 42-20
10/3/1993	LA Raiders	6.0	46	W, 24-9
10/17/1994	@ Denver	6.0	30	W, 31-28
10/1/1995	@ Arizona	7.0	68	W, 24-3
9/15/1996	@ Seattle	7.0	18	W, 35-17
11/16/1997	Denver	6.0	38	W, 24-22
12/7/1997	Oakland	6.0	45	W, 30-0
12/14/1997	@ San Diego	7.0	34	W, 29-7
9/6/1998	Oakland	10.0	58	W, 28-8
12/26/1998	@ Oakland	6.0	44	W, 31-24
9/17/2000	San Diego	6.0	31	W, 42-10
11/26/2000	@ San Diego	6.0	28	L, 16-17
12/10/2000	Carolina	6.0	18	W, 15-14
12/8/2002	St. Louis	7.0	49	W, 49-10
12/4/2011	Chicago	7.0	45	W, 10-3
9/8/2013	@ Jacksonville	6.0	50	W, 28-2
9/19/2013	@ Philadelphia	6.0	34	W, 26-16
10/13/2013	Oakland	9.0	63	W, 24-7
12/8/2013	@ Washington	6.0	31	W, 45-10
10/26/2014	St. Louis	7.0	44	W, 34-7
12/28/14	San Diego	7.0	42	W, 19-7
11/1/15	Detroit	6.0	32	W, 45-10

### KICK RETURN RECORD

The NFL record for highest kickoff return average in a single season was previously 29.4, set by the 1972 Chicago Bears. The Chiefs took over the top mark in NFL history in 2013 averaging 29.9 yards per return.

#### NFL RECORD BOOK - KICKOFF RETURN AVERAGE, SEASON

Rk.	Team	Avg.	Year
1.	Kansas City	29.9	2013
2.	Chicago	29.4	1972
3.	Pittsburgh	28.9	1952
4.	Washington	28.2	1962
5.	Baltimore (Colts)	28.1	1972

### DAVIS' RETURN LONGEST IN TEAM HISTORY

Chiefs RB Knile Davis recorded a 108-yard kickoff return on Dec. 1 against the Broncos at Arrowhead Stadium in 2013. It was the longest play in Chiefs history and tied for the second-longest kickoff return in NFL history.

Rk.	Player	Type	Yards	Game
1.	Knile Davis	Kickoff Return	108 (TD)	vs. DEN (12/1/13)
2.	Noland Smith	Kickoff Return	106 (TD)	at DEN (12/17/67)
3.	Gary Barbaro	INT Return	102 (TD)	vs. SEA (12/11/77)
4.	Chris Martin	Fumble Return	101 (TD)	vs. MIA (10/31/91)
5t.	Tim Collier	INT Return	100 (TD)	at OAK (12/18/77)
	Sean Smith	INT Return	100 (TD)	at BUF (11/3/13)
	Dante Hall	Kickoff Return	100 (TD)	vs. PIT (9/14/03)

### COLQUITT PINS OPPONENTS

Chiefs P Dustin Colquitt finished tied for first in the NFL for most punts inside the 20-yard line with 35 in 2013. Colquitt set a personal single-season career high, a team record and was one punt shy of tying an NFL record for most punts inside the 20 with 45 in 2012. In 2014, 30 of his 66 punts landed inside the 20. He has 33 so far in 2015.

He is the Chiefs all-time leader in punts inside the 20 with 349, which is nearly three times as many as the next closest player in team history.

#### NFL RECORD BOOK: PUNTS INSIDE 20, SINGLE SEASON

Rank	Inside 20	Player	Year
1.	46	Dave Zastudil (ARI)	2012
2.	45	Dustin Colquitt (KC)	2012
3t.	42	Ben Graham (ARI)	2009

#### CHIEFS RECORD BOOK: PUNTS INSIDE 20, CAREER

Rank	Inside 20	Player	Years
1.	349	Dustin Colquitt	2005-15
2.	117	Louie Aguiar	1994-98
3.	62	Bryan Barker	1990-93
4.	58	Jim Arnold	1983-85
5.	54	Kelly Goodburn	1987-90





## CHIEFS MISCELLANEOUS NOTES

### OWNERSHIP OF 50+ YEARS

The Chiefs are one of only six current NFL franchises that have been owned by the same individual family for over 50 years.

<u>Ownership</u>	<u>Franchise</u>	<u>Years</u>
Halas Family	Chicago Bears	94
Bidwill Family	Arizona Cardinals	82
Rooney Family	Pittsburgh Steelers	82
<b>Hunt Family</b>	<b>Kansas City Chiefs</b>	<b>56</b>
Adams Family	Tennessee Titans	56
Ford Family	Detroit Lions	52



### THE FIRST LADY OF FOOTBALL

Norma Hunt continues to play an integral part of the Chiefs in Kansas City. She owns the distinction of being the only woman known to have attended all 49 Super Bowls and was selected to preside over the coin toss at Super Bowl XLI along with Pro Football Hall of Fame quarterback Dan Marino. She is involved in numerous philanthropic and civic efforts in Kansas City and Texas. Her late husband, Lamar Hunt, was the guiding force behind the formation of the Kansas City Chiefs and the American Football League and was inducted into the Pro Football Hall of Fame in 1972. He, with the help of his family, coined the term "Super Bowl."

Hunt, along with her daughter-in-law Tavia Hunt (wife of current Chiefs Chairman & CEO Clark Hunt), participate in the NFL Women's Apparel advertising campaigns. The Hunts have been featured alongside other female NFL leaders such as Charlotte Jones Anderson (Dallas Cowboys Executive Vice President/Chief Brand Officer and NFL Foundation chair), Suzanne Johnson (wife of New York Jets owner Woody Johnson) and Tanya Snyder (wife of Washington Redskins owner Dan Snyder).



### BY THE NUMBERS

**2**

Super Bowl appearances

**4**

AFL Championship appearances

**8**

Division championships

**442**

Franchise wins

**11**

Pro Football Hall of Famers

**45**

Chiefs Hall of Famers

**204**

Number of Chiefs wins vs. AFC West opponents, the most of any other AFC West team in inter-division affairs

**10**

Retired Chiefs numbers

**56**

The club is in its 56th season of existence

**82,893**

Largest crowd (regular season)

**142.2**

Highest decibel level at Arrowhead Stadium

**170**

Games won by Head Coach Andy Reid

**1,091**

Number of tackles by Chiefs LB Derrick Johnson, a franchise high for career tackles

**25,295,763**

Total home attendance in franchise history dating back to 1960 when the club was in Dallas

**44**

Years at Arrowhead Stadium



## CHIEFS ALL-TIME YEAR-BY-YEAR RESULTS


YEAR	PRESEASON	REG. SEASON	PLAYOFFS
1960	6-0	8-6	0-0
1961	4-1	6-8	0-0
1962	2-3	11-3	1-0
1963	3-2	5-7-2	0-0
1964	4-1	7-7	0-0
1965	3-2	7-5-2	0-0
1966	4-0	11-2-1	1-1 (S.B. loss)
1967	4-1	9-5	0-0
1968	4-1	12-2	0-1
1969	6-0	11-3	3-0 (S.B. win)
1970	4-3	7-5-2	0-0
1971	4-1-1	10-3-1	0-1
1972	5-2	8-6	0-0
1973	2-4	7-5-2	0-0
1974	3-3	5-9	0-0
1975	3-3	5-9	0-0
1976	2-4	5-9	0-0
1977	3-3	2-12	0-0
1978	2-2	4-12	0-0
1979	3-1	7-9	0-0
1980	3-1	8-8	0-0
1981	1-3	9-7	0-0
1982	2-1-1	3-6	0-0
1983	2-2	6-10	0-0
1984	1-3	8-8	0-0
1985	3-1	6-10	0-0
1986	2-2	10-6	0-1
1987	4-1	4-11	0-0
1988	2-1-1	4-11-1	0-0
1989	1-3	8-7-1	0-0
1990	1-3	11-5	0-1
1991	2-2	10-6	1-1
1992	1-3	10-6	0-1
1993	3-1	11-5	2-1
1994	2-3	9-7	0-1
1995	3-1	13-3	0-1
1996	3-1	9-7	0-0
1997	1-3	13-3	0-1
1998	2-3	7-9	0-0
1999	2-2	9-7	0-0
2000	0-4	7-9	0-0
2001	2-2	6-10	0-0
2002	3-1	8-8	0-0
2003	3-2	13-3	0-1
2004	1-3	7-9	0-0
2005	0-4	10-6	0-0
2006	2-2	9-7	0-1
2007	0-4	4-12	0-0
2008	2-2	2-14	0-0
2009	0-4	4-12	0-0
2010	1-3	10-6	0-1
2011	0-4	7-9	0-0
2012	1-3	2-14	0-0
2013	2-2	11-5	0-1
2014	1-3	9-7	0-0
2015	4-0	10-5	0-0

## PRO FOOTBALL HALL OF FAMER EMMITT THOMAS

Pro Football Hall of Fame Cornerback Emmitt Thomas is in his sixth season as defensive backs coach with the Kansas City Chiefs. Thomas works alongside former NFL Cornerback Al Harris, who joined the Chiefs as a defensive assistant/secondary coach in 2013.

One of the best defenders in Chiefs history, Thomas finished his career with 58 interceptions – a Chiefs record – as well as five defensive touchdowns in 181 games, all with Kansas City. Thomas holds the Chiefs record for interception return yardage with 938 yards.

Thomas was a member of the Chiefs Super Bowl IV Championship squad and was elected to the Chiefs Hall of Fame in 1986 and the Pro Football Hall of Fame in 2008.



## NFL IMPORTANT DATES

### 2016

January 3	Final Week of the Regular Season
January 9-10	Wild Card Playoffs
January 16-17	Divisional Playoffs
January 23	East-West Shrine Game
January 24	AFC-NFC Championships
January 30	Senior Bowl
January 31	NFL Pro Bowl (Honolulu, Hawaii)
February 7	Super Bowl 50 (Levi's Stadium)
February 23-29	NFL Combine
March 7	Franchise Tag Deadline
March 12-15	Clubs Able to Negotiate with Free Agents
March 15	Start of the 2016 League Year
March 20-23	Spring League Meetings in Florida
April 28-30	NFL Draft (Chicago)

## THIS IS OUR HOUSE



### CHIEFS FANS SET WORLD RECORD



On Monday, Sept. 29, 2014, Kansas City defeated the New England Patriots 41-14, and Chiefs fans set a Guinness World Record for Loudest Crowd Roar at a Sports Stadium (Outdoors). Chiefs fans reached a peak decibel reading of 142.2 as Guinness World Records adjudicator Philip Robertson monitored the sound levels. The mark was set early in the contest while the club was on defense. The Arrowhead Stadium record passed the old record of 137.5 decibels and broke Seattle's record of 137.6.



### TOP CROWDS AT ARROWHEAD

(Regular Season and Playoffs)

Date	Opponent	Attendance
Oct. 2, 2000	Seattle	82,893*
Nov. 5, 1972	Oakland	82,094
Sept. 11, 1994	San Francisco	79,907
Sept. 17, 1972	Miami	79,829
Nov. 23, 2006	Denver	79,484
Sept. 22, 1996	Denver	79,439
Oct. 26, 1998	Pittsburgh	79,431
Oct. 9, 1995	San Diego	79,288
Sept. 8, 1996	Oakland	79,281
Nov. 10, 1996	Green Bay	79,281
Oct. 7, 1996	Pittsburgh	79,189
Jan. 11, 2004	Indianapolis	79,159

### THE ARROWHEAD ADVANTAGE

"The fans, they're phenomenal. 142.2 decibels, I never thought I would be fired up (for) decibel levels but I'm fired up for them. My ears are still ringing, I mean it was loud, loud down there. Like incredibly loud."

- Chiefs Head Coach Andy Reid

"I think these fans are special fans and they proved it tonight again. They're the best in the country. This doesn't happen anywhere else like this and I think they're feeding off, the whole town is feeding off it a little bit."

- QB Alex Smith

"It's a great feeling (playing at Arrowhead). On 3rd-and-long when you hear the crowd and you see the opposing quarterback yelling, trying to change the play and struggling to communicate with the offensive linemen. That's a great feeling because you know your percentage of getting a sack just went up. I love playing in front of our fans."

- LB Justin Houston





## QUARTERBACKS MAKE HOSPITAL VISIT

Quarterbacks Alex Smith, Chase Daniel, Aaron Murray and Tyler Bray visited the University of Kansas Hospital's pediatric unit in order to share some holiday spirit with children on Tuesday, Dec. 22.

"This is always really, really special, even for me a little more being a father and coming here and getting to take part in this," Smith said. "[We're] getting to visit a lot of these kids and [getting to see] what they're going through. To be able to come in and take their minds off it for a little bit and get some smiles out of them, it's a lot of fun."

Smith said the trip to the hospital made him even more appreciative for some of the things he is fortunate enough to have in his own personal life.

"You're thankful for your health and your family's health. It's a great thing," he said. "[The children] have serious battles on their hands, and for us to come in and just get to hang out a little bit and to see their outlook and their attitude is special."

KC Wolf and the Chiefs Cheerleaders joined the quarterbacks as they traveled from room to room, handing out autographed footballs and "KC Chiefs ABCs and 1-2-3s" books.

"The children are always excited to have visitors come by," Amanda Meats, a nurse manager at the hospital said. "Many of them aren't feeling well, and so to see special people from the outside come in, it's really a joy to see their faces light up and it's great for the kids. I think it brings them some joy in a time when they may not be feeling so well."

Since 2012, the Chiefs have participated in nearly 20 outreach initiatives or visits in conjunction with the University of Kansas Hospital, and this was just another example of how a trip to the hospital can make a world of difference in a children's morale as they recover from whatever they may be dealing with.

"The energy has been beyond high," Meats added. "Everybody's laughing. You almost forget that you're in a hospital just because of the amount of excitement that we get from the patients, families, staff and really everybody here at the hospital."



## CHIEFS NAME HIGH SCHOOL COACHES OF THE YEAR

The Kansas City Chiefs have announced the recipients of the 2015 Missouri and Kansas High School Coach of the Year awards. Blue Springs South's Greg Oder (Missouri) and Mill Valley's Joel Applebee (Kansas) each received this honor after strong performances by their respective teams throughout the 2015 high school football season. As a result of this accolade, Oder and Applebee were each presented with their official trophies and a certificate recognizing their selection at a ceremony before the Chiefs took on the Cleveland Browns on Sunday, Dec. 27. Additionally, both schools received a grant of \$1,775 from the Hunt Family Foundation designated for player health and safety equipment and/or education.

Head Coach Greg Oder and the Blue Springs South Jaguars finished their 2015 season 14-0 with a Class 6 Missouri state championship, the third championship in school history. The Jaguars ended the regular season with a record of 9-0, the team's best record in years. Their offense scored an average of 34.4 points per game and the defense held opponents to 14.3 points per game. Blue Springs South broke a seven-game losing streak to Blue Springs, a cross-town rival, in a 27-24 victory. Oder's prolific offense scored 27 or more points in every game since week one and scored 37 points or more in every game of the playoffs. Coach Oder and the Jaguars opened the 2015 playoffs with a dominant performance where they defeated Troy Buchanan High School 56-0. Blue Springs South headed into the championship game averaging 47.8 points per postseason game. The Jaguars completed their historic season by defeating Christian Brothers College, the defending Class 6 Missouri state champions, 37-28. The Jaguars collected their third state championship in the last 10 seasons, all against the Christian Brothers College Cadets.

"I am honored to be selected by the Chiefs and the fellow weekly award winners," Oder said. "While I accept this award, the credit really goes to my 13 assistant coaches and all the players who worked hard from the offseason until the final whistle of the state championship game. Everything we have achieved this year is truly a team effort and not the work of just one person."

Oder has been the head coach of the Jaguars since 2001 and has been a member of the coaching staff since 1992. He began as an assistant coach after spending three years as head coach at Plattsburg. Oder served as defensive coordinator under Dave Ross, as well as Buddy Young. As an assistant, he helped lead the Jaguars to the playoffs three times in their first four years, including a run to the Class 5A Missouri state championship game in 1995. Oder has more than 100 career wins to his name.

In the 2015 season, Joel Applebee led the Mill Valley Jaguars to a regular season record of 8-1 and a number one ranking in the state of Kansas. Mill Valley had a high-powered offense, averaging 41.3 points a game, while holding opponents to less than 12.6 points per contest. Early in the season, Applebee coached the team to a thrilling victory over Derby 27-20, where he had previously served as the defensive coordinator. The Jaguars entered the playoffs with a 48-0 win over Turner in their final contest and collected a fourth-consecutive district championship. The Jaguars ended their remarkable season with a dominant 35-14 win over Bishop Carroll in the state championship. For the first time in school history, Mill Valley is the Kansas 5A state football champion.

"I would like to thank the Chiefs organization and the NFL for this great honor," Applebee said. "The honor is a direct reflection of our assistant coaches on staff, our high school administration and the great community that is Mill Valley."

Applebee led the Jaguars to an 8-1 regular season record, a district title and a state championship this season. He has been the head coach of the Jaguars for six seasons and has managed the team to the Kansas 5A state football playoffs in all of them. For the Jaguars, it was not only the team's first trip to the state championship as a football program, but it was also the first title in any sport in the school's history. During the 2013 season, Applebee steered the Jaguars to a historic finish, as they went undefeated in the regular season, marking the first 10-win season in school history. Applebee was chosen as the 2013 Sports Highlights Unlimited Kansas City Coach of the Year and was selected to be on the coaching staff for the 2013 Shrine Bowl. In 2014, Applebee was honored as a part of the coaching staff of the 2014 Metro All-Star Game.





The Kansas City Chiefs have announced that S Eric Berry is the team's nominee for the prestigious Walter Payton NFL Man of the Year Award presented by Nationwide. Berry is joined by candidates from each NFL team in consideration for this illustrious accolade.

A selection panel, comprised of NFL Commissioner Roger Goodell; former NFL Commissioner Paul Tagliabue; Connie Payton, widow of Walter Payton; Pro Football Hall of Famer Anthony Munoz; 2014 Walter Payton NFL Man of the Year Award winner Thomas Davis; and Sports Illustrated writer Peter King will announce three finalists this month. The winner will be announced at the fifth annual NFL Honors show in San Francisco, Calif., the site of Super Bowl 50.

The 2015 Walter Payton NFL Man of the Year Award winner will receive a total donation of \$50,000 from the NFL Foundation and Nationwide in his name to a charity of his choice. The other two finalists will receive \$10,000 donations in their names, while the other 29 nominees will receive \$5,000 donations to their selected charities, courtesy of Nationwide and the NFL Foundation.

"We are very proud to have Eric represent Chiefs Kingdom as this year's nominee for the Walter Payton NFL Man of the Year Award," Chiefs Chairman and CEO Clark Hunt said. "As a player and a teammate, Eric is known for his leadership both on the field and in the locker room. But his character, determination and heart make him an inspiration. Eric met an unimaginable challenge with faith and perseverance, and his return to the field this season is nothing short of miraculous. All the while, he has maintained his positive spirit and found time and energy to continue his outstanding work in the Kansas City community and beyond. We are proud to see him nominated for one of the most prestigious honors in our game."

A proven playmaker on and off the field, the fifth overall pick of the 2010 NFL Draft made his mark on the field early in his career. In his first year as a member of the Chiefs, Berry led the team in interceptions and was selected to his first of three Pro Bowls. He also earned the team's Mack Lee Hill Award as its top rookie performer. In 2013, Berry was named first-team All-Pro, the first Chiefs safety to earn the distinction since Deron Cherry in 1988. With more than 60 career games on his NFL resume, Berry has already set a benchmark for defensive back production with an organization that boasts a prominent lineage. He entered the 2015 season needing just 1.5 more sacks to establish a new franchise record for the most quarterback takedowns by a member of the team's secondary.

Off the field, Berry's initial priority is to give his local community the same opportunity he had. Before playing a single professional football game, he established the Eric Berry Foundation and began the revitalization of his hometown Duncan Park. This now multi-sport destination has breathed life into the young athletic Fairburn, Ga., community. Immediately, Berry began

his annual football camps, which have now served nearly 4,500 youth and awarded 10 scholarships to elite high school athletes. The Eric Berry Foundation has expanded to include a backpack program supporting 4,050 students. In the Eric Berry Foundation's early years, a partnership with Big Brothers Big Sisters of Greater Kansas City raised upwards of \$317,000.

Berry has also sought to make a difference globally. Mobile medical clinics traveling in Eric Berry Foundation vans to Ugandan villages in 2013 and 2014 treated 450 locals, including malnourished and parasite-infected children.

On Dec. 8, 2014, 25-year-old Berry, a team captain and an athlete in his prime and in peak physical condition, was diagnosed with Hodgkin's lymphoma. Despite the diagnosis, Berry set a goal to defeat cancer in time to rejoin his team for the start of the 2015 NFL season. Ten months later, he succeeded, outplaying the disease at a speed that awed his doctors, teammates and fans.

The unexpected diagnosis formed a new platform for the Eric Berry Foundation. Berry and his mother met privately with the parents and young patients at a local children's hospital to discuss their journey even before he knew he was cancer free. Under his name, over \$107,000 in donations have been made to the Leukemia & Lymphoma Society. Next, the Eric Berry Foundation will raise money to fully support the children's hospital's Christmas store, which allows parents of patients to shop for toys within the hospital, without incurring the expense or being too far from their children.

"I'm very grateful to be the Chiefs nominee for this prestigious award," Berry said. "The love and support I've received over the years has been incredible, and I am blessed to be able to give back to the fans in Chiefs Kingdom and beyond. It's an honor to represent an organization that has an incredible legacy of recipients of this award."

Fans are invited to vote for their favorite Man of the Year nominee by using that player's unique hashtag on any social media platform for the Charity Challenge. The player whose unique hashtag is used the most by Thursday, Dec. 31, will receive a \$20,000 donation to their charity of choice, courtesy of Nationwide. For Berry, that hashtag is: #BerryWPMOYChallenge.

The Walter Payton NFL Man of the Year Award, named for the legendary Chicago Bears running back, is unique among league honors as it represents the only league award that recognizes a player's off-the-field community service as well as his playing excellence. While the accolade has been bestowed annually since 1970, no franchise has garnered more honorees than the Chiefs. Former Kansas City players who have taken home the Gladiator statue include LB Willie Lanier (1972), QB Len Dawson (1973), LB Derrick Thomas (1993), G Will Shields (2003) and G Brian Waters (2009).



# 2015 WEEK 16 STANDINGS

## AFC East

Team	W	L	T	PCT	PF	PA	Home	Road	AFC	NFC	DIV	Streak
New England	12	3	0	.800	455	295	7-1	5-2	9-2	3-1	4-1	Lost 1
New York Jets	10	5	0	.667	370	292	6-2	4-3	7-4	3-1	3-2	Won 5
Buffalo	7	8	0	.467	357	342	4-3	3-5	6-5	1-3	3-2	Won 1
Miami	5	10	0	.333	290	379	2-5	3-5	3-8	2-2	0-5	Lost 3

## AFC North

Team	W	L	T	PCT	PF	PA	Home	Road	AFC	NFC	DIV	Streak
Cincinnati	11	4	0	.733	395	263	5-2	6-2	8-3	3-1	4-1	Lost 1
Pittsburgh	9	6	0	.600	395	307	6-2	3-4	6-5	3-1	2-3	Lost 1
Baltimore	5	10	0	.333	312	377	3-5	2-5	4-7	1-3	3-2	Won 1
Cleveland	3	12	0	.200	266	404	2-5	1-7	2-9	1-3	1-4	Lost 2

## AFC South

Team	W	L	T	PCT	PF	PA	Home	Road	AFC	NFC	DIV	Streak
Houston	8	7	0	.533	309	307	4-3	4-4	6-5	2-2	4-1	Won 2
Indianapolis	7	8	0	.467	303	384	3-4	4-4	5-6	2-2	3-2	Won 1
Jacksonville	5	10	0	.333	370	418	4-4	1-6	5-6	0-4	2-3	Lost 2
Tennessee	3	12	0	.200	275	393	1-7	2-5	1-10	2-2	1-4	Lost 3

## AFC West

Team	W	L	T	PCT	PF	PA	Home	Road	AFC	NFC	DIV	Streak
Denver	11	4	0	.733	328	276	5-2	6-2	7-4	4-0	3-2	Won 1
Kansas City	10	5	0	.667	382	270	5-2	5-3	9-2	1-3	4-1	Won 9
Oakland	7	8	0	.467	342	376	3-5	4-3	7-4	0-4	3-2	Won 1
San Diego	4	11	0	.267	300	371	3-5	1-6	3-8	1-3	0-5	Lost 1

## NFC East

Team	W	L	T	PCT	PF	PA	Home	Road	NFC	AFC	DIV	Streak
Washington	8	7	0	.533	354	356	6-2	2-5	7-4	1-3	3-2	Won 3
Philadelphia	6	9	0	.400	342	400	3-5	3-4	3-8	3-1	2-3	Lost 2
New York Giants	6	9	0	.400	390	407	3-4	3-5	4-7	2-2	2-3	Lost 2
Dallas	4	11	0	.267	252	340	1-6	3-5	3-8	1-3	3-2	Lost 3

## NFC North

Team	W	L	T	PCT	PF	PA	Home	Road	NFC	AFC	DIV	Streak
Green Bay	10	5	0	.667	355	303	5-2	5-3	7-4	3-1	3-2	Lost 1
Minnesota	10	5	0	.667	345	289	6-2	4-3	7-4	3-1	4-1	Won 2
Detroit	6	9	0	.400	334	380	4-4	2-5	5-6	1-3	2-3	Won 2
Chicago	6	9	0	.400	315	373	1-6	5-3	3-8	3-1	1-4	Won 1

## NFC South

Team	W	L	T	PCT	PF	PA	Home	Road	NFC	AFC	DIV	Streak
Carolina	14	1	0	.933	462	298	7-0	7-1	10-1	4-0	4-1	Lost 1
Atlanta	8	7	0	.533	322	325	4-3	4-4	5-6	3-1	1-4	Won 2
Tampa Bay	6	9	0	.400	332	379	3-5	3-4	5-6	1-3	3-2	Lost 3
New Orleans	6	9	0	.400	388	459	4-4	2-5	4-7	2-2	2-3	Won 1

## NFC West

Team	W	L	T	PCT	PF	PA	Home	Road	NFC	AFC	DIV	Streak
Arizona	13	2	0	.867	483	277	6-1	7-1	10-1	3-1	4-1	Won 9
Seattle	9	6	0	.600	387	271	5-3	4-3	6-5	3-1	2-3	Lost 1
St. Louis	7	8	0	.467	264	311	5-3	2-5	6-5	1-3	4-1	Won 3
San Francisco	4	11	0	.267	219	371	3-4	1-7	3-8	1-3	0-5	Lost 3



## GAME 1

Chiefs 27, Texans 20

September 13, 2015 • NRG Stadium • 71,776



KANSAS CITY.....	14	13	0	0	—	27
HOUSTON.....	6	3	0	11	—	20

**KC** — Kelce, 10-yard pass from Smith (Santos Kick) (2-13, 0:42)  
**KC** — Kelce, 42-yard pass from Smith (Santos Kick) (8-83, 4:12)  
**HOU** — Hopkins 4-yard pass from Hoyer (Kick Failed, WR) (8-80, 3:42)  
**KC** — Santos 27-yard field goal (10-66, 5:20)  
**KC** — Santos 48-yard field goal (5-22, 2:32)  
**KC** — Charles 7-yard pass from Smith (Santos Kick) (1-7, 0:06)  
**HOU** — Bullock 34-yard field goal (11-64, 2:17)  
**HOU** — Hopkins 8-yard pass from Mallett (6-59, 2:03)  
**HOU** — Bullock 47-yard field goal (10-48, 1:24)

Team Statistics	Chiefs	Texans
First Downs.....	19	24
Total Net Yards.....	330	396
Rushes/Net Yards.....	32/97	21/98
Net Passing.....	233	298
Pass Attempts/Completions.....	33/22	47/26
Had Intercepted.....	0	1
Times Sacked/Yards.....	5.0/36.0	2.0/10.0
Punts/Average.....	7/43.9	7/47.0
Penalties/Yards.....	2/25	6/39
Fumbles/Lost.....	1/0	2/1
Possession Time.....	35:19	24:41

### RUSHING

**KC** — Charles 16-57; Davis 6-16; Smith 9-15; Thomas 1-9.  
**HOU** — Blue 9-42; Grimes 6-28; Polk 5-22; Mallett 1-6.

### RECEIVING

**KC** — Kelce 6-106, 2 TD; Maclin 5-52; Charles 5-46, TD; Wilson 3-25; Davis 1-12; Thomas 1-2; Sherman 1-0.  
**HOU** — Washington 6-105; Hopkins 9-98, 2 TD; Shorts 4-57; Mumphy 2-23; Griffin 1-18; Fiedorowicz 1-15; Polk 1-9; Blue 1-7; Grimes 1-2.

### PASSING

**KC** — Smith 22-33-243, 3 TDs, 0 INTs.  
**HOU** — Hoyer 18-34-236, TD, INT; Mallett 8-13-98, TD, 0 INT.

### INTERCEPTIONS

**KC** — None.  
**HOU** — Hoyer 1.0.

### SACKS

**KC** — Bailey 2.0, Houston 1.0, Howard 1.0, Johnson 1.0.  
**HOU** — Watt 2.0.

### FIELD GOALS

**KC** — Santos (27) (48) 51WL.  
**HOU** — Bullock (34) (47).



## GAME 2

Broncos 31, Chiefs 24

September 17, 2015 • Arrowhead Stadium • 76,404



DENVER.....	0	14	3	14	—	31
KANSAS CITY.....	0	14	3	7	—	24

**KC** — Charles, 34-yard run (Santos kick) (6-78, 3:23)  
**KC** — Peters, 55-yard interception return (Santos kick)  
**DEN** — Sanders, 16-yard pass from Manning (McManus kick) (10-80, 3:56)  
**DEN** — Green, 1-yard pass from Manning (McManus kick) (4-15, 1:33)  
**KC** — Santos, 35-yard field goal (10-63, 5:13)  
**DEN** — McManus, 54-yard field goal (5-22, 1:42)  
**KC** — Davis, 8-yard run (Santos kick) (6-61, 2:15)  
**DEN** — Sanders, 19-yard pass from Manning (McManus kick) (10-80, 1:51)  
**DEN** — Roby, 21-yard fumble return (McManus kick)

Team Statistics	Chiefs	Broncos
First Downs.....	20	21
Total Net Yards.....	314	299
Rushes/Net Yards.....	29/144	22/61
Net Passing.....	170	238
Pass Attempts/Completions.....	25/16	45/26
Had Intercepted.....	2	1
Times Sacked/Yards.....	7.0/42.0	4.0/17.0
Punts/Average.....	4/52.5	7/44.9
Penalties/Yards.....	9/60	8/85
Fumbles/Lost.....	3/3	0/0
Possession Time.....	28:59	31:01

### RUSHING

**KC** — Charles 21-125, TD; Smith 3-15; Davis 3-9, TD; Maclin 2-(-5).  
**DEN** — Hillman 9-34; Anderson 12-27; Sanders 1-0.

### RECEIVING

**KC** — Kelce 4-58; Maclin 4-57; Charles 4-2; O'Shaughnessy 2-54; Thomas 2-20.  
**DEN** — Thomas 8-116; Sanders 8-87, 2 TDs; Daniels 3-19; Norwood 3-14; Green 2-12, TD; Caldwell 1-6; Anderson 1-2.

### PASSING

**KC** — Smith 25-16-191, 0 TDs, 2 INTs.  
**DEN** — Manning 45-26-256, 3 TDs, 1 INT.

### INTERCEPTIONS

**KC** — Peters 2.0  
**DEN** — Harris 1.0; Talib 1.0.

### SACKS

**KC** — Houston 2.0; DeVito 1.0.  
**DEN** — Ware 1.0; Miller 1.0; Jackson 1.0; Smith 1.0.

### FIELD GOALS

**KC** — Santos (35).  
**DEN** — McManus (54).



**GAME 3****Packers 38, Chiefs 28**

September 28, 2015 • Lambeau Field • 78,214



**KANSAS CITY.....0 7 7 14 — 28**  
**GREEN BAY .....14 10 7 7 — 38**

**GB** — Montgomery, 8-yard pass from Rodgers (Crosby kick) (6-69, 2:36)  
**GB** — Cobb, 3-yard pass from Rodgers (Crosby kick) (10-89, 5:51)  
**KC** — Charles, 9-yard run (Santos kick) (3-61, 1:06)  
**GB** — Crosby, 44-yard field goal (9-51, 5:47)  
**GB** — Jones, 27-yard pass from Rodgers (Crosby kick) (9-68, 3:02)  
**GB** — Cobb, 4-yard pass from Rodgers (Crosby kick) (1-4, 0:04)  
**KC** — Maclin, 5-yard pass from Smith (Santos kick) (11-80, 6:22)  
**GB** — Cobb, 4-yard pass from Rodgers (Crosby kick) (8-80, 3:46)  
**KC** — Charles, 4-yard run (Smith-Kelce pass) (7-89, 2:14)  
**KC** — Charles, 7-yard run (pass failed) (17-83, 4:23)

Team Statistics	Chiefs	Packers
First Downs.....	23	26
Total Net Yards.....	326	448
Rushes/Net Yards.....	18/75	32/123
Net Passing.....	251	325
Pass Attempts/Completions.....	40/24	35/24
Had Intercepted.....	1	0
Times Sacked/Yards.....	7.0/39.0	1.0/8.0
Punts/Average.....	6/50.2	5/43.0
Penalties/Yards.....	7/38	12/89
Fumbles/Lost.....	2/0	0/0
Possession Time.....	26:30	33:30

**RUSHING**  
**KC** — Charles 11-49, 3 TD; Smith 6-33; Thomas 1-(-7).  
**GB** — Lacy 10-46; Starks 17-32; Harris 2-17; A. Rodgers 2-16; Cobb 1-12.  
**RECEIVING**  
**KC** — Maclin 8-141, TD; Kelce 6-80; Charles 5-33; Thomas 2-12; Avant 2-8; Conley 1-16.  
**GB** — Jones 7-139, TD; Cobb 7-91, 3 TD; Lacy 3-41; R. Rodgers 2-15; Montgomery 2-14; Quarless 2-14; Starks 1-19.

**PASSING**  
**KC** — Smith 24-40-290, TD, INT.  
**GB** — Rodgers 24-35-333, 5 TDs.

**INTERCEPTIONS**  
**KC** — Smith 1.0.  
**GB** — None.

**SACKS**  
**KC** — Hali 1.0.  
**GB** — Matthews 2.0, Daniels 1.5, Elliott 1.0, Perry 1.0, Thomas 1.0, Neal 0.5.

**FIELD GOALS**  
**KC** — None.  
**GB** — Crosby (44).

**GAME 4****Bengals 36, Chiefs 21**

October 4, 2015 • Paul Brown Stadium • 57,498



**KANSAS CITY.....3 9 3 6 — 21**  
**CINCINNATI.....14 0 15 7 — 36**

**CIN** — Hill, 8-yard run (Nugent kick) (7-80, 3:27)  
**KC** — Santos, 22-yard field goal (13-78, 6:58)  
**CIN** — Bernard, 13-yard run (Nugent kick) (7-80, 3:42)  
**KC** — Santos, 40-yard field goal (6-58, 3:09)  
**KC** — Santos, 51-yard field goal (10-60, 4:34)  
**KC** — Santos, 34-yard field goal (8-49, 4:24)  
**CIN** — Tate, 55-yard pass from Dalton (Nugent kick) (7-77, 3:08)  
**KC** — Santos, 40-yard field goal (8-58, 4:06)  
**CIN** — Hill, 5-yard run (Hill run) (2-5, 0:12)  
**KC** — Santos, 29-yard field goal (16-71, 5:43)  
**CIN** — Hill, 1-yard run (Nugent kick) (8-60, 4:38)  
**KC** — Santos, 51-yard field goal (5-47, 2:16)

Team Statistics	Chiefs	Bengals
First Downs.....	24	18
Total Net Yards.....	461	445
Rushes/Net Yards.....	23/113	26/124
Net Passing.....	348	321
Pass Attempts/Completions.....	45/31	24/17
Had Intercepted.....	0	0
Times Sacked/Yards.....	5.0/38	0/0
Punts/Average.....	1/62.0	3/47.7
Penalties/Yards.....	7/46	11/84
Fumbles/Lost.....	1/1	1/0
Possession Time.....	36:53	23:07

**RUSHING**  
**KC** — Charles 11-75; Smith 5-25, West 5-17, Thomas 2-(-4).  
**CIN** — Bernard 13-62, TD; Hill 9-40, 3 TD; Dalton 3-16; Jones 1-6.

**RECEIVING**  
**KC** — Maclin 11-148; Charles 6-70; Kelce 5-49; Avant 4-43; Conley 2-53; Thomas 1-11; O'Shaughnessy 1-8; West 1-4.  
**CIN** — Green 7-82; Sanu 4-84; Eifert 3-69; Tate 1-55; Burkhead 1-27; Jones 1-4.

**PASSING**  
**KC** — Smith 31-45-386.  
**CIN** — Dalton 17-24-321, TD.

**INTERCEPTIONS**  
**KC** — None.  
**CIN** — None.

**SACKS**  
**KC** — None.  
**CIN** — Peko 2.0, Atkins 1.0, Dunlap 1.0, Johnson 1.0.

**FIELD GOALS**  
**KC** — Santos (22) (40) (51) (34) (40) (29) (51).  
**CIN** — Nugent 44LU.

**GAME 5****Bears 18, Chiefs 17**

October 11, 2015 • Arrowhead Stadium • 75,799



<b>CHICAGO</b> .....	<b>3</b>	<b>0</b>	<b>3</b>	<b>12</b>	<b>—</b>	<b>18</b>
<b>KANSAS CITY</b> .....	<b>7</b>	<b>10</b>	<b>0</b>	<b>0</b>	<b>—</b>	<b>17</b>

**KC** — Wilson, fumble recovery in end zone (Santos kick)  
**CHI** — Gould, 44-yard field goal (14-54, 7:20)  
**KC** — Thomas, 19-yard pass from Smith (Santos kick) (7-54, 3:28)  
**KC** — Santos, 35-yard field goal (11-57, 3:00)  
**CHI** — Gould, 30-yard field goal (11-73, 5:13)  
**CHI** — Wilson, 22-yard pass from Cutler (Pass failed) (11-88, 4:46)  
**CHI** — Forte, 7-yard pass from Cutler (Pass failed) (8-67, 1:46)

Team Statistics	Chiefs	Bears
First Downs.....	16	21
Total Net Yards.....	287	328
Rushes/Net Yards.....	25/117	26/87
Net Passing.....	170	241
Pass Attempts/Completions.....	30/16	45/26
Had Intercepted.....	0	0
Times Sacked/Yards.....	3.0/11	2.0/11
Punts/Average.....	7/47.3	5/47.0
Penalties/Yards.....	3/49	6/49
Fumbles/Lost.....	0/0	2/1
Possession Time.....	26:23	33:37

**RUSHING**

**KC** — Charles 12-58; West 7-31; Smith 3-21; Thomas 1-5; Davis 2-2.  
**CHI** — Forte 18-71; Cutler 4-15; Rodgers 2-3; Langford 2-(-2).

**RECEIVING**

**KC** — Maclin 8-85; Kelce 3-35; Thomas 2-24, TD; Charles 1-26; Conley 1-6; West 1-5.  
**CHI** — Wilson 6-85, TD; Bellamy 6-31; Forte 5-38, TD; Meredith 4-52; Bennett 4-32; Langford 1-14.

**PASSING**

**KC** — Smith 16-30-181, TD.  
**CHI** — Cutler 26-45-252, 2 TDs.

**INTERCEPTIONS**

**KC** — None.  
**CHI** — None.

**SACKS**

**KC** — Bailey 1.0, Howard 1.0.  
**CHI** — Houston 1.0, McPhee 1.0, Young 1.0.

**FIELD GOALS**

**KC** — Santos (35), 27B, 66SH.  
**CHI** — Gould (44) (30).

**GAME 6****Vikings 16, Chiefs 10**

October 18, 2015 • TCF Bank Stadium • 52,480



<b>KANSAS CITY</b> .....	<b>0</b>	<b>0</b>	<b>0</b>	<b>10</b>	<b>—</b>	<b>10</b>
<b>MINNESOTA</b> .....	<b>3</b>	<b>7</b>	<b>3</b>	<b>3</b>	<b>—</b>	<b>16</b>

**MIN** — Walsh, 24-yard field goal (9-48, 4:00)  
**MIN** — Rudolph, 4-yard pass from Bridgewater (Walsh kick) (11-51, 6:09)  
**MIN** — Walsh, 45-yard field goal (6-46, 2:34)  
**KC** — Santos, 48-yard field goal (8-28, 3:27)  
**KC** — Wilson, 42-yard pass from Smith (Santos kick) (7-77, 2:26)  
**MIN** — Walsh, 45-yard field goal (10-53, 4:00)

Team Statistics	Chiefs	Vikings
First Downs.....	16	16
Total Net Yards.....	328	321
Rushes/Net Yards.....	18/57	35/84
Net Passing.....	271	237
Pass Attempts/Completions.....	37/22	31/17
Had Intercepted.....	0	2
Times Sacked/Yards.....	2.0/11	2.0/12
Punts/Average.....	6/41.7	4/45.3
Penalties/Yards.....	8/95	5/50
Fumbles/Lost.....	1/1	1/0
Possession Time.....	26:53	33:07

**RUSHING**

**KC** — West 9-33; Davis 5-13; Smith 2-10; Thomas 1-1; Sherman 1-0.  
**MIN** — Peterson 26-60; Asiata 5-27; McKinnon 1-2; Bridgewater 3-(-5).

**RECEIVING**

**KC** — Kelce 5-88; Wilson 3-57, TD; Maclin 3-48; Conley 3-16; O'Shaughnessy 2-23; Harris 2-15; Sherman 1-13; Davis 1-12; West 1-6; Avant 1-4.  
**MIN** — Diggs 7-129; Wright 2-69; Wallace 2-23; Rudolph 2-9, TD; Ellison 1-11; Asiata 1-8; Line 1-3; Peterson 1-(-3).

**PASSING**

**KC** — Smith 22-37-282, TD.  
**MIN** — Bridgewater 17-31-249, TD, 2 INTs.

**INTERCEPTIONS**

**KC** — Parker 1, Peters 1.  
**MIN** — None.

**SACKS**

**KC** — Bailey 1.0, Houston 1.0.  
**MIN** — Kendricks 1.0, Floyd 0.5, Hunter 0.5.

**FIELD GOALS**

**KC** — Santos (48).  
**MIN** — Walsh (24) (45) (45).

**GAME 7****Chiefs 23, Steelers 13**

October 25, 2015 • Arrowhead Stadium • 76,365



<b>PITTSBURGH</b> .....	<b>3</b>	<b>0</b>	<b>7</b>	<b>3</b>	<b>—</b>	<b>13</b>
<b>KANSAS CITY</b> .....	<b>3</b>	<b>6</b>	<b>7</b>	<b>7</b>	<b>—</b>	<b>23</b>

**KC** — Santos, 30-yard field goal (10-48, 4:08)  
**PIT** — Boswell, 24-yard field goal (14-61, 7:48)  
**KC** — Santos, 22-yard field goal (13-77, 7:04)  
**KC** — Santos, 27-yard field goal (8-59, 3:41)  
**KC** — West, 1-yard run (Santos kick) (9-53, 5:22)  
**PIT** — Bryant, 19-yard pass from Jones (Boswell kick) (6-77, 2:43)  
**PIT** — Boswell, 36-yard field goal (7-54, 3:56)  
**KC** — Conley, 6-yard pass from Smith (Santos kick) (8-84, 5:04)

Team Statistics	Chiefs	Steelers
First Downs .....	18	18
Total Net Yards .....	377	339
Rushes/Net Yards .....	29/138	24/147
Net Passing .....	239	192
Pass Attempts/Completions .....	32/21	29/16
Had Intercepted .....	0	2
Times Sacked/Yards .....	2.0/12	2.0/17
Punts/Average .....	3/54.7	2/45.5
Penalties/Yards .....	6/66	1/5
Fumbles/Lost .....	0/0	1/1
Possession Time .....	32:26	27:34

**RUSHING**

**KC** — West 22-110, TD; Thomas 1-13; Ware 2-8; Smith 3-5; Davis 1-2.

**PIT** — Bell 17-121; Bryant 1-13; Williams 4-9; Brown 1-6; Jones 1-(-2).

**RECEIVING**

**KC** — Conley 6-63, TD; Kelce 5-73; Wilson 3-71; West 2-19; Thomas 2-12; Avant 2-11; O'Shaughnessy 1-2.

**PIT** — Brown 6-124; Bell 4-16; Bryant 3-45, TD; Wheaton 2-16; Williams 1-8.

**PASSING**

**KC** — Smith 21-32-251, TD.

**PIT** — Jones 16-29-209, TD, 2 INTs.

**INTERCEPTIONS**

**KC** — Johnson 1; Berry 1.

**PIT** — None.

**SACKS**

**KC** — Hali 2.0.

**PIT** — Heyward 1.0; Timmons 0.5; Shazier 0.5.

**FIELD GOALS**

**KC** — Santos (30) (22) (27) 54WR.

**PIT** — Boswell (24) (36).

**GAME 8****Chiefs 45, Lions 10**

November 1, 2015 • Wembley Stadium • 83,624



<b>DETROIT</b> .....	<b>3</b>	<b>0</b>	<b>0</b>	<b>7</b>	<b>—</b>	<b>10</b>
<b>KANSAS CITY</b> .....	<b>7</b>	<b>17</b>	<b>7</b>	<b>14</b>	<b>—</b>	<b>45</b>

**DET** — Prater, 35-yard field goal (10-63, 5:51)  
**KC** — Thomas, 10-yard run (Santos kick) (9-56, 5:02)  
**KC** — Smith, 12-yard run (Santos kick) (7-73, 2:47)  
**KC** — Santos, 33-yard field goal (6-22, 2:42)  
**KC** — West, 8-yard run (Santos kick) (6-52, 2:53)  
**KC** — Kelce, 2-yard pass from Smith (Santos kick) (11-61, 6:07)  
**KC** — Maclin, 17-yard pass from Smith (Santos kick) (2-16, 0:46)  
**DET** — Moore, 21-yard pass from Stafford (Prater kick) (7-77, 2:50)  
**KC** — Ware, 4-yard run (Santos kick) (2-41, 0:41)

Team Statistics	Chiefs	Lions
First Downs .....	24	16
Total Net Yards .....	340	276
Rushes/Net Yards .....	32/206	14/81
Net Passing .....	134	195
Pass Attempts/Completions .....	28/20	38/23
Had Intercepted .....	0	2
Times Sacked/Yards .....	3.0/15	6.0/32
Punts/Average .....	4/41.0	6/47.0
Penalties/Yards .....	3/20	8/81
Fumbles/Lost .....	0/0	0/0
Possession Time .....	34:14	25:46

**RUSHING**

**KC** — West 20-97, TD; Smith 5-78, TD; Ware 2-12, TD; Thomas 1-10, TD; Davis 4-9.

**DET** — Bell 7-56; Riddick 5-17; Stafford 1-5; Abdullah 1-3.

**RECEIVING**

**KC** — Kelce 6-49, TD; West 4-25; Maclin 3-35, TD; Thomas 3-22; Wilson 3-12; Conley 1-6.

**DET** — Tate 6-59; Riddick 6-30; Johnson 5-85; Moore 3-29, TD; Ebron 3-24.

**PASSING**

**KC** — Smith 18-26-145, 2 TDs; Daniel 2-2-4.

**DET** — Stafford 22-36-217, TD, 2 INTs; Orlovsky 1-2-10.

**INTERCEPTIONS**

**KC** — Houston 1; Smith 1.

**DET** — None.

**SACKS**

**KC** — Parker 2.0; Houston 1.5; Johnson 1.0; Poe 1.0; Hali 0.5.

**DET** — Ansah 1.0; Jones 1.0; Taylor 1.0.

**FIELD GOALS**

**KC** — Santos (33).

**DET** — Prater (35).





## GAME 9

Chiefs 29, Broncos 13

November 15, 2015 • Sports Authority Field at Mile High • 76,973



KANSAS CITY.....	10	9	3	7	—	29
BRONCOS.....	0	0	0	13	—	13

KC — West, 4-yard run (Santos kick) (5-31, 2:36)  
 KC — Santos, 48-yard field goal (6-43, 3:52)  
 KC — Santos, 49-yard field goal (8-19, 3:31)  
 KC — Santos, 34-yard field goal (4-8, 1:21)  
 KC — Santos, 33-yard field goal (12-46, 2:38)  
 KC — Santos, 50-yard field goal (6-9, 2:31)  
 KC — West, 80-yard pass from Smith (Santos kick) (2-81, 0:53)  
 DEN — Hillman, 1-yard run (Run failed) (12-80, 5:43)  
 DEN — Caldwell, 7-yard pass from Osweiler (McManus kick) (5-62, 1:23)

Team Statistics	Chiefs	Broncos
First Downs.....	13	18
Total Net Yards.....	303	221
Rushes/Net Yards.....	32/106	16/69
Net Passing.....	197	152
Pass Attempts/Completions.....	31/17	44/19
Had Intercepted.....	0	5
Times Sacked/Yards.....	2.0/7	5.0/29
Punts/Average.....	5/45.2	6/46.2
Penalties/Yards.....	11/102	5/55
Fumbles/Lost.....	0/0	1/0
Possession Time.....	33:27	26:33

### RUSHING

KC — West 24-69, TD; Smith 6-33; Ware 2-4.  
 DEN — Hillman 11-42, TD; Osweiler 3-18; Anderson 2-9.

### RECEIVING

KC — Kelce 5-36; Thomas 4-37; West 3-92, TD; Maclin 3-17; Wilson 1-16; Parker 1-6.  
 DEN — Thomas 7-71; Latimer 3-30; Davis 2-19; Caldwell 2-13, TD; Hillman 2-9; Fowler 1-17; Daniels 1-14; Green 1-8.

### PASSING

KC — Smith 17-31-204, TD.  
 DEN — Osweiler 14-24-146, TD, INT; Manning 5-20-35, 4 INTs.

### INTERCEPTIONS

KC — Peters 1, Berry 1, Smith 1, Mauga 1, Parker 1.  
 DEN — None.

### SACKS

KC — Houston 2.0, DeVito 1.0, Howard 1.0, Johnson 1.0.  
 DEN — Miller 1.0, Williams 1.0.

### FIELD GOALS

KC — Santos (48) (49) (34) (33) (50) 48WR.  
 DEN — None.



## GAME 10

Chiefs 33, Chargers 3

November 22, 2015 • Qualcomm Stadium • 65,837



KANSAS CITY.....	6	6	7	14	—	33
SAN DIEGO.....	0	3	0	0	—	3

KC — Poe, 1-yard run (Kick failed, wr) (9-71, 5:26)  
 SD — Lambo, 52-yard field goal (11-46, 5:00)  
 KC — Santos, 28-yard field goal (11-70, 6:16)  
 KC — Santos, 24-yard field goal (9-80, 2:14)  
 KC — Houston, 17-yard interception return (Santos kick)  
 KC — Ware, 3-yard run (Santos kick) (6-77, 3:39)  
 KC — Ware, 3-yard run (Santos kick) (3-24, 1:41)

Team Statistics	Chiefs	Chargers
First Downs.....	22	14
Total Net Yards.....	385	201
Rushes/Net Yards.....	31/153	25/52
Net Passing.....	232	149
Pass Attempts/Completions.....	25/20	30/19
Had Intercepted.....	0	1
Times Sacked/Yards.....	3.0/21	3.0/29
Punts/Average.....	5/40.6	6/46.8
Penalties/Yards.....	1/17	6/39
Fumbles/Lost.....	0/0	1/1
Possession Time.....	33:28	26:32

### RUSHING

KC — Ware 11-96, 2 TDs; Smith 7-33; West 11-16; Thomas 1-7; Poe 1-1, TD.  
 SD — Gordon 15-37; Rivers 4-8; Woodhead 6-7.

### RECEIVING

KC — Kelce 5-46; Wilson 4-56; Maclin 3-29; West 2-48; Avant 2-26; Harris 2-26; Conley 1-17; Ware 1-5.  
 SD — Johnson 7-54; Herndon 5-37; Inman 3-51; Gordon 1-12; Green 1-9; Woodhead 1-9; Gates 1-6.

### PASSING

KC — Smith 20-25-253.  
 SD — Rivers 19-30-178, INT.

### INTERCEPTIONS

KC — Houston 1.  
 SD — None.

### SACKS

KC — Hali 2.0, Mauga 1.0.  
 SD — Perryman 1.0, Liugert 1.0, Attaochu 0.5, Te'o 0.5.

### FIELD GOALS

KC — Santos (28) (24).  
 SD — Lambo (52).



## GAME 11

Chiefs 30, Bills 22

November 29, 2015 • Arrowhead Stadium • 72,493



<b>BUFFALO</b> .....	<b>10</b>	<b>6</b>	<b>6</b>	<b>0</b>	<b>—</b>	<b>22</b>
<b>KANSAS CITY</b> .....	<b>0</b>	<b>14</b>	<b>10</b>	<b>6</b>	<b>—</b>	<b>30</b>

**BUF** — Carpenter, 27-yard field goal (7-68, 3:07)  
**BUF** — Watkins, 28-yard pass from Taylor (Carpenter kick) (10-65, 4:15)  
**KC** — Ware, 3-yard run (Santos kick) (6-80, 3:10)  
**BUF** — Watkins, 21-yard pass from Taylor (Kick failed, wr) (9-75, 4:28)  
**KC** — Maclin, 41-yard pass from Smith (Santos kick) (2-80, 0:41)  
**KC** — Kelce, 15-yard pass from Smith (Santos kick) (6-64, 3:45)  
**KC** — Santos, 49-yard field goal (4-3, 1:35)  
**BUF** — McCoy, 10-yard pass from Taylor (Pass failed) 9-70, 4:56)  
**KC** — Santos, 38-yard field goal (10-59, 5:11)  
**KC** — Santos, 37-yard field goal (11-70, 6:31)

Team Statistics	Chiefs	Bills
First Downs.....	21	25
Total Net Yards.....	413	415
Rushes/Net Yards.....	27/158	28/129
Net Passing.....	255	286
Pass Attempts/Completions.....	30/19	38/21
Had Intercepted.....	0	0
Times Sacked/Yards.....	3.0/21	3.0/29
Punts/Average.....	3/39.0	3/39.7
Penalties/Yards.....	8/58	9/91
Fumbles/Lost.....	0/0	3/2
Possession Time.....	29:28	30:32

### RUSHING

**KC** — Ware 19-114, TD; Smith 6-35; Wilson 1-8; Davis 1-1.

**BUF** — McCoy 19-70; Taylor 5-46; Dixon 2-8; Williams 2-5.

### RECEIVING

**KC** — Maclin 9-160, TD; Kelce 4-69, TD; Wilson 3-25; Ware 3-1.

**BUF** — Watkins 6-158, 2 TDs; Clay 5-31; Hogan 3-34; McCoy 3-31, TD; Woods 3-25; Felton 1-12.

### PASSING

**KC** — Smith 30-19-255.

**BUF** — Taylor 21-38-291, 3 TDs.

### INTERCEPTIONS

**KC** — None.

**BUF** — None.

### SACKS

**KC** — Hali 1.0.

**BUF** — Tarpley 1.0.

### FIELD GOALS

**KC** — Santos 54CR (49) (38) (37).

**BUF** — Carpenter (27).



## GAME 12

Chiefs 34, Raiders 20

December 6, 2015 • O.co Coliseum • 55,010



<b>KANSAS CITY</b> .....	<b>7</b>	<b>0</b>	<b>7</b>	<b>20</b>	<b>—</b>	<b>34</b>
<b>OAKLAND</b> .....	<b>7</b>	<b>7</b>	<b>6</b>	<b>0</b>	<b>—</b>	<b>20</b>

**OAK** — Murray, 2-yard run (Janikowski kick) (9-80, 4:35)  
**KC** — Smith, 3-yard run (Santos kick) (9-56, 5:27)  
**OAK** — Crabtree, 25-yard pass from Carr (Janikowski kick) (4-36, 0:40)  
**KC** — Ware, 10-yard run (Santos kick) (9-80, 5:44)  
**OAK** — Smith, 5-yard pass from Carr (Kick failed, hlu) (13-83, 7:04)  
**KC** — Maclin, 1-yard pass from Smith (Pass failed) (2-2, 0:41)  
**KC** — Maclin, 13-yard pass from Smith (Kick failed, wr) (2-13, 0:11)  
**KC** — Branch, 38-yard interception return (Smith-Kelce pass)

Team Statistics	Chiefs	Raiders
First Downs.....	15	27
Total Net Yards.....	232	361
Rushes/Net Yards.....	22/89	24/99
Net Passing.....	143	262
Pass Attempts/Completions.....	22/16	48/31
Had Intercepted.....	0	3
Times Sacked/Yards.....	4.0/19	4.0/21
Punts/Average.....	5/50.0	4/39.5
Penalties/Yards.....	11/88	4/21
Fumbles/Lost.....	3/2	3/0
Possession Time.....	25:32	34:28

### RUSHING

**KC** — West 9-35; Ware 7-26, TD; Smith 5-23, TD; Wilson 1-5.

**OAK** — Murray 20-86, TD; Olawale 2-16; Reece 1-4; Cooper 1-(-7).

### RECEIVING

**KC** — Maclin 9-95, 2 TDs; Kelce 2-42; West 2-9; Ware 2-(-1); Wilson 1-17.

**OAK** — Walford 5-53; Crabtree 5-45, TD; Cooper 4-69; Roberts 4-51; Murray 4-11; Reece 3-19; Rivera 2-13; Helu 1-15; Smith 1-5, TD; Holmes 1-1; Olawale 1-1.

### PASSING

**KC** — Smith 16-22-162, 2 TDs.

**OAK** — Carr 31-48-283, 2 TDs, 3 INTs.

### INTERCEPTIONS

**KC** — Branch 1, Mauga 1, Peters 1.

**OAK** — None.

### SACKS

**KC** — Zombo 2.0, Johnson 1.0, Sorensen 1.0.

**OAK** — Mack 2.0, Edwards 1.0, Heeney 0.5, Williams 0.5.

### FIELD GOALS

**KC** — None.

**OAK** — Janikowski 49LU.

**GAME 13****Chiefs 10, Chargers 3**

December 13, 2015 • Arrowhead Stadium • 72,314



<b>SAN DIEGO</b> .....	0	0	3	0	—	3
<b>KANSAS CITY</b> .....	0	10	0	0	—	10

**KC** — Wilson, 44-yard pass from Smith (Santos kick) (9-96, 5:23)  
**KC** — Santos, 40-yard field goal (4-39, 0:27)  
**SD** — Lambo, 30-yard field goal (10-52, 6:22)

Team Statistics	Chiefs	Chargers
First Downs .....	18	15
Total Net Yards .....	329	280
Rushes/Net Yards .....	25/150	18/44
Net Passing .....	179	236
Pass Attempts/Completions .....	23/15	43/24
Had Intercepted .....	1	1
Times Sacked/Yards .....	5.0/27	2.0/12
Punts/Average .....	4/38.5	5/46.8
Penalties/Yards .....	8/53	7/48
Fumbles/Lost .....	2/1	0/0
Possession Time .....	28:52	31:08

**RUSHING**

**KC** — West 10-54; Ware 8-52; Smith 5-40; Davis 1-6; Maclin 1-(-2).  
**SD** — Gordon 14-35; Woodhead 3-5; Rivers 1-4.

**RECEIVING**

**KC** — Maclin 6-68; Wilson 4-87, TD; Kelce 3-18; Harris 2-18.  
**SD** — Gates 6-76; Herndon 5-47; Gordon 4-28; Floyd 3-56; Woodhead 3-8; Green 2-26; Brown 1-22.

**PASSING**

**KC** — Smith 15-23-191, 1 TD, 1 INT.  
**SD** — Rivers 24-43-263, INT.

**INTERCEPTIONS**

**KC** — Johnson 1.  
**SD** — Verrett 1.

**SACKS**

**KC** — Ford 3.0, Howard 1.0, Parker 1.0.  
**SD** — Attaochu 1.0, Ingram 1.0.

**FIELD GOALS**

**KC** — Santos (40) 46SH.  
**SD** — Lambo 42WL (30).

**GAME 14****Chiefs 34, Ravens 14**

December 20, 2015 • M&amp;T Bank Stadium • 70,791



<b>KANSAS CITY</b> .....	14	10	0	10	—	34
<b>BALTIMORE</b> .....	7	7	0	0	—	14

**KC** — West, 38-yard rush (Santos kick) (10-89, 5:47)  
**BAL** — Juszczyk, 1-yard pass from Clausen (Tucker kick) (6-45, 2:43)  
**KC** — Branch, 73-yard fumble return (Santos kick)  
**KC** — Maclin, 13-yard pass from Smith (Santos kick) (3-24, 1:21)  
**KC** — Santos, 53-yard field goal (8-29, 3:16)  
**BAL** — Aiken, 48-yard pass from Clausen (Tucker kick) (5-72, 0:50)  
**KC** — Santos, 32-yard field goal (14-81, 8:41)  
**KC** — Peters, 90-yard interception return (Santos kick)

Team Statistics	Chiefs	Ravens
First Downs .....	15	19
Total Net Yards .....	277	366
Rushes/Net Yards .....	28/113	20/93
Net Passing .....	164	273
Pass Attempts/Completions .....	25/21	45/26
Had Intercepted .....	0	2
Times Sacked/Yards .....	3.0/7	2.0/8
Punts/Average .....	5/46.4	5/43.6
Penalties/Yards .....	6/55	7/63
Fumbles/Lost .....	1/0	1/1
Possession Time .....	32:19	27:41

**RUSHING**

**KC** — West 16-76, TD; Smith 4-17; Davis 5-14; Wilson 1-8; Daniel 2-(-2).  
**BAL** — West 7-35; Clausen 5-30; Allen 4-18; Koch 1-7; Magee 2-5; Givens 1-(-2).

**RECEIVING**

**KC** — Maclin 7-50, TD; Kelce 6-73; Wilson 4-27; Avant 2-12; West 2-9.  
**BAL** — Aiken 8-128, TD; Williams 5-31; Juszczyk 5-26, TD; Butler 3-60; West 2-11; Givens 1-17; Matthews 1-6; Magee 1-2.

**PASSING**

**KC** — Smith 21-25-171, TD.  
**BAL** — Clausen 26-45-281, 2 TDs, 2 INTs.

**INTERCEPTIONS**

**KC** — Peters 2.  
**BAL** — None.

**SACKS**

**KC** — Howard 1.0, Parker 1.0.  
**BAL** — Smith 2.0, Urban 1.0.

**FIELD GOALS**

**KC** — Santos (53) (32).  
**BAL** — None.





## GAME 15

### Chiefs 17, Browns 13

December 27, 2015 • Arrowhead Stadium • 69,115



CLEVELAND .....	0	3	7	3	—	13
KANSAS CITY .....	10	7	0	0	—	17

**KC** — Maclin, 11-yard pass from Smith (Santos kick) (11-65, 7:08)  
**KC** — Santos, 40-yard field goal (9-39, 4:43)  
**CLE** — Coons, 45-yard field goal (7-29, 3:36)  
**KC** — Kelce, 13-yard pass from Smith (5-56, 1:03)  
**CLE** — Crowell, 10-yard run (Coons kick) (9-82, 5:45)  
**CLE** — Coons, 36-yard field goal (21-62, 12:01)

Team Statistics	Chiefs	Browns
First Downs .....	16	21
Total Net Yards .....	258	368
Rushes/Net Yards .....	27/136	36/232
Net Passing .....	122	136
Pass Attempts/Completions .....	22/15	32/13
Had Intercepted .....	1	1
Times Sacked/Yards .....	1/3	0/0
Punts/Average .....	5/36.8	3/45.0
Penalties/Yards .....	5/33	8/83
Fumbles/Lost .....	1/0	0/0
Possession Time .....	28:56	31:04

#### RUSHING

**KC** — West 14-62; Smith 6-54; Ware 5-15; Wilson 2-5.  
**CLE** — Manziel 11-108; Crowell 16-88, TD; Johnson 8-26; Poyer 1-10.

#### RECEIVING

**KC** — Kelce 6-43, TD; Maclin 5-49, TD; Wilson 3-34; West 1-(-1).  
**CLE** — Barnidge 3-47; Jennings 3-37; Johnson 3-15; Benjamin 2-20; Dray 1-18; Moore 1-(-1).

#### PASSING

**KC** — Smith 15-22-125, 2TDs, 1 INT.  
**CLE** — Manziel 13-32-136, 1 INT.

#### INTERCEPTIONS

**KC** — Peters 1.  
**CLE** — Orchard 1.

#### SACKS

**KC** — None.  
**CLE** — Orchard 1.0.

#### FIELD GOALS

**KC** — Santos (40).  
**CLE** — Coons (45) 51B (36).

WON 10, LOST 5										* RUSHING										No. Yds Avg Long TD									
09/13 W 27-20	at Houston				71,776	West				147	600	4.1	38t	4															
09/17 L 24-31	Denver				76,404	A. Smith				75	437	5.8	49	2															
09/28 L 28-38	at Green Bay				78,214	Charles				71	364	5.1	34t	4															
10/04 L 21-36	at Cincinnati				57,498	Ware				56	327	5.8	52	5															
10/11 L 17-18	Chicago				75,799	Davis				28	72	2.6	10	1															
10/18 L 10-16	at Minnesota				52,480	Thomas				9	34	3.8	13	1															
10/25 W 23-13	Pittsburgh				76,365	A. Wilson				5	26	5.2	8	0															
11/01 W 45-10	Detroit				83,624	Poe				1	1	1.0	1t	1															
11/15 W 29-13	at Denver				76,973	Sherman				1	0	0.0	0	0															
11/22 W 33- 3	at San Diego				65,837	Daniel				2	-2	-1.0	-1	0															
11/29 W 30-22	Buffalo				72,493	Maclin				2	-4	-2.0	-2	0															
12/06 W 34-20	at Oakland				55,010	TEAM				397	1855	4.7	52	18															
12/13 W 10- 3	San Diego				72,314	OPPONENTS				367	1523	4.1	42	7															
12/20 W 34-14	at Baltimore				70,791	* RECEIVING				No. Yds Avg Long TD																			
12/27 W 17-13	Cleveland				69,115	Maclin				84	1034	12.3	61	7															
01/03	Oakland					Kelce				71	865	12.2	42t	5															
	K.C.				Opp.				A. Wilson																				
TOTAL FIRST DOWNS	280				299				Charles																				
Rushing	104				84				West																				
Passing	146				184				Thomas																				
Penalty	30				31				Conley																				
3rd Down: Made/Att	70/186				69/203				Avant																				
3rd Down Pct.	37.6				34.0				O'Shaughnessy																				
4th Down: Made/Att	5/7				12/26				D. Harris																				
4th Down Pct.	71.4				46.2				Ware																				
POSSESSION AVG.	30:39				29:21				Davis																				
TOTAL NET YARDS	4960				5064				Sherman																				
Avg. Per Game	330.7				337.6				B. Parker																				
Total Plays	890				982				TEAM																				
Avg. Per Play	5.6				5.2				OPPONENTS																				
NET YARDS RUSHING	1855				1523				* INTERCEPTIONS																				
Avg. Per Game	123.7				101.5				Peters																				
Total Rushes	397				367				Mauga																				
NET YARDS PASSING	3105				3541				Berry																				
Avg. Per Game	207.0				236.1				Johnson																				
Sacked/Yards Lost	45/229				41/253				Houston																				
Gross Yards	3334				3794				R. Parker																				
Att./Completions	448/295				574/328				S. Smith																				
Completion Pct.	65.8				57.1				Branch																				
Had Intercepted	5				21				TEAM																				
PUNTS/AVERAGE	70/45.1				71/45.2				OPPONENTS																				
NET PUNTING AVG.	70/41.2				71/39.7				* PUNTING																				
PENALTIES/YARDS	99/823				103/882				Colquitt																				
FUMBLES/BALL LOST	16/8				17/7				TEAM																				
TOUCHDOWNS	42				32				OPPONENTS																				
Rushing	18				7				* PUNT RETURNS																				
Passing	18				24				Thomas																				
Returns	6				1				Hammond																				
* SCORE BY PERIODS	Q1	Q2	Q3	Q4	OT	PTS	Maclin																						
TEAM	81	132	54	115	0	382	TEAM																						
OPPONENTS	70	60	60	80	0	270	OPPONENTS																						
* SCORING	TD-Ru	Pa-Rt	K-PAT	FG	S	PTS	* KICKOFF RETURNS																						
Santos	0	0	0	0	36/38	30/37	0	126	Davis																				
Maclin	7	0	7	0			0	42	Thomas																				
Kelce	5	0	5	0			0	34	Sherman																				
Charles	5	4	1	0			0	30	TEAM																				
Ware	5	5	0	0			0	30	OPPONENTS																				
West	5	4	1	0			0	30	* FIELD GOALS																				
Branch	2	0	0	2			0	12	Santos																				
Peters	2	0	0	2			0	12	TEAM																				
A. Smith	2	2	0	0			0	12	OPPONENTS																				
Thomas	2	1	1	0			0	12	Santos: (27G,48G,51N)(35G)( ) (22G,40G,51G,34G,																				
A. Wilson	2	0	2	0			0	12	40G,29G,51G)(35G,27B,66N)(48G)(30G,22G,27G,54N)																				
Conley	1	0	1	0			0	6	(33G)(48G,49G,34G,33G,50G,48N)(28G,24G)(54N,49G,																				
Davis	1	1																											

**2015 KANSAS CITY CHIEFS DEFENSIVE STATS**

**(Through Game 15)**

Pos.	Player	Solo	Asst.	Total	TFL	Sacks/Yds.	PR	FR	FF	Int/Yds.	PD
LB	Johnson, Derrick	87	19	106	8	4.0/23	5	0	2	2/23	7
DB	Parker, Ron	62	10	72	6	4.0/15	4	0	0	2/5	11
S	Berry, Eric	55	6	61	0	0/0	0	0	0	2/40	10
CB	Peters, Marcus	52	7	59	1	0/0	0	0	1	8/280	25
LB	Mauga, Josh	44	11	55	4	1.0/9	1	0	0	2/70	3
DL	Howard, Jaye	33	20	53	8	4.5/26	8	2	1	0/0	0
LB	Hali, Tamba	39	9	48	11	6.5/53	18	0	2	0/0	1
CB	Smith, Sean	36	3	39	1	0/0	0	0	0	2/5	12
DT	Poe, Dontari	28	10	38	3	1.0/2	3	1	1	0/0	1
DE	Bailey, Allen	24	12	36	6	4.5/22	7	1	2	0/0	0
S	Branch, Tyvon	29	7	36	1	0/0	0	1	1	1/38	3
LB	Houston, Justin	25	5	30	9	7.5/54	13	0	1	2/16	6
S	Abdullah, Husain	22	5	27	0	0/0	2	0	0	0/0	1
LB	Wilson, Ramik	13	7	20	0	0/0	0	1	0	0/0	0
LB	Ford, Dee	18	1	19	5	3.0/17	8	0	0	0/0	2
DE	DeVito, Mike	12	6	18	5	2.0/11	2	0	0	0/0	0
S	Sorensen, Daniel	13	1	14	1	1.0/7	1	0	0	0/0	2
CB	Fleming, Jamell	12	1	13	0	0/0	0	0	0	0/0	5
DL	Williams, Nick	5	4	9	0	0/0	0	0	0	0/0	0
LB	Zombo, Frank	6	1	7	2	2.0/14	4	0	0	0/0	1
CB	Gaines, Phillip	5	1	6	0	0/0	0	0	0	0/0	0
DL	Nunez-Roches, Rakeem	4	0	4	0	0/0	0	0	0	0/0	0
LB	Alexander, D.J.	1	1	2	0	0/0	0	0	0	0/0	0
CB	Cooper, Marcus	2	0	2	0	0/0	0	0	0	0/0	0
LB	Moses, Dezman	1	0	1	0	0/0	0	0	0	0/0	0
CB	Nelson, Steven	1	0	1	0	0/0	0	0	0	0/0	0
<b>TOTALS</b>		<b>629</b>	<b>147</b>	<b>776</b>	<b>71</b>	<b>41.0/253</b>	<b>76</b>	<b>6</b>	<b>11</b>	<b>21/477</b>	<b>90</b>

**2015 CHIEFS SPECIAL TEAMS STATS**

**DEFENSIVE SCORES**

Pos.	Player	Tkls.	Asst.	Total	
LB	Alexander, D.J.	11	0	11	<b>INT (4):</b> CB Marcus Peters, 55-yard return (P. Manning) vs. Denver (9/17/15)
LB	Zombo, Frank	7	1	8	
CB	Fleming, Jamell	6	1	7	
S	Sorensen, Daniel	6	1	7	LB Justin Houston, 17-yard return (P. Rivers) at San Diego (11/22/15)
FB	Sherman, Anthony	5	1	6	
CB	Nelson, Steven	6	0	6	
WR	Conley, Chris	4	0	4	S Tyvon Branch, 38-yard return (D. Carr) at Oakland (12/6/15)
LB	Moses, Dezman	3	1	4	
RB	West, Charcandrick	3	0	3	
S	Branch, Tyvon	2	1	3	CB Marcus Peters, 90-yard return (J. Clausen) at Baltimore (12/20/15)
TE	Harris, Demetrius	1	2	3	
S	Abdullah, Husain	2	0	2	
FB/RB	Ware, Spencer	2	0	2	<b>FR (2):</b> LB R. Wilson, recovered in endzone (J. Cutler) vs. Chicago (10/11/15)
K	Santos, Cairo	1	0	1	
WR	Wilson, Albert	1	0	1	
TE	O'Shaughnessy, James	1	0	1	S T. Branch, 73-yard return (J. Allen) at Baltimore (12/20/15)
LB	Mauga, Josh	1	0	1	
WR	Hammond Jr., Frankie	1	0	1	
	<b>Totals</b>	<b>63</b>	<b>8</b>	<b>71</b>	<b>Safety (0):</b>
					<b>SPECIAL TEAMS BIG PLAYS</b>
					<b>TDs (0):</b>
					<b>FR (1):</b> J. Fleming (WR J. Herndon muffed PR) at San Diego (11/22/15)

*Regular season defensive and special teams statistics are based on press box statistics.*



WON 7, LOST 8										* RUSHING		No. Yds		Avg Long TD	
09/13	L	13-33	Cincinnati	54,500	Murray	255	1035	4.1	54	6					
09/20	W	37-33	Baltimore	53,500	Carr	31	126	4.1	24	0					
09/27	W	27-20	at Cleveland	67,431	Olawale	24	110	4.6	19t	1					
10/04	L	20-22	at Chicago	62,409	Jones	16	74	4.6	19	0					
10/11	L	10-16	Denver	55,013	Reece	10	36	3.6	12	0					
10/25	W	37-29	at San Diego	67,542	Helu	14	34	2.4	12	0					
11/01	W	34-20	New York Jets	54,700	J. Ross LG	1	2	2.0	2	0					
11/08	L	35-38	at Pittsburgh	65,520	Cooper	3	-3	-1.0	2	0					
11/15	L	14-30	Minnesota	54,700	Woodson	1	-3	-3.0	-3	0					
11/22	L	13-18	at Detroit	60,202	TEAM	354	1409	4.0	54	7					
11/29	W	24-21	at Tennessee	58,075	OPPONENTS	367	1489	4.1	80t	11					
12/06	L	20-34	Kansas City	55,010	* RECEIVING	No. Yds		Avg Long TD							
12/13	W	15-12	at Denver	76,824	Crabtree	82	888	10.8	38t	8					
12/20	L	20-30	Green Bay	55,087	Cooper	70	1050	15.0	68t	6					
12/24	W	23-20 OT	San Diego	54,400	Murray	37	207	5.6	23	0					
01/03			at Kansas City		Reece	30	269	9.0	55	3					
			Oak.	Opp.	Rivera	30	268	8.9	29	1					
TOTAL FIRST DOWNS				286	321	Roberts	29	460	15.9	43	5				
Rushing				72	82	Walford	24	283	11.8	33	3				
Passing				184	197	A. Holmes	14	201	14.4	49t	4				
Penalty				30	42	L. Smith	12	70	5.8	17	1				
3rd Down: Made/Att				83/206	78/211	J. Ross LG	9	88	9.8	18	0				
3rd Down Pct.				40.3	37.0	Olawale	8	70	8.8	15	0				
4th Down: Made/Att				4/12	8/15	Jones	7	106	15.1	59t	1				
4th Down Pct.				33.3	53.3	Helu	7	52	7.4	15	1				
POSSESSION AVG.				29:35	30:25	Streater	1	8	8.0	8	0				
TOTAL NET YARDS				5131	5479	Penn	1	3	3.0	3	0				
Avg. Per Game				342.1	365.3	TEAM	352	3935	11.2	68t	33				
Total Plays				953	1020	OPPONENTS	389	4192	10.8	59	23				
Avg. Per Play				5.4	5.4	* INTERCEPTIONS	No. Yds		Avg Long TD						
NET YARDS RUSHING				1409	1489	Woodson	5	22	4.4	11	0				
Avg. Per Game				93.9	99.3	Amerson LG	3	4	1.3	2	0				
Total Rushes				354	367	Amerson TM	3	4	1.3	2	0				
NET YARDS PASSING				3722	3990	M. Smith	1	27	27.0	27	0				
Avg. Per Game				248.1	266.0	Allen	1	5	5.0	5	0				
Sacked/Yards Lost				27/213	37/202	Hayden	1	1	1.0	1	0				
Gross Yards				3935	4192	Thorpe	1	-12	-12.0	-12	0				
Att./Completions				572/352	616/389	TEAM	12	47	3.9	27	0				
Completion Pct.				61.5	63.1	OPPONENTS	13	381	29.3	74t	3				
Had Intercepted				13	12	* PUNTING	No. Yds		Avg Net TB In Lg B						
PUNTS/AVERAGE				77/44.5	66/45.9	King	77	3426	44.5	41.1	4	39	70	0	
NET PUNTING AVG.				77/41.1	66/40.6	TEAM	77								

* PASSING	Att	Cmp	Yds	Cmp%	Yds/Att	TD	TD%	Int	Int%	Long	Sack/Lost	Rating
Carr	540	329	3793	60.9	7.02	31	5.7	12	2.2	68t	25/ 193	92.0
McGloin	32	23	142	71.9	4.44	2	6.3	1	3.1	14	2/ 20	88.3
TEAM	572	352	3935	61.5	6.88	33	5.8	13	2.3	68t	27/ 213	91.8
OPPONENTS	616	389	4192	63.1	6.81	23	3.7	12	1.9	59	37/ 202	87.4

A red-tinted photograph of the Kansas City skyline and Arrowhead Stadium. The skyline is visible in the background, and the stadium is in the foreground. The stadium's large oval sign with the Chiefs logo is prominent. The text "KANSAS CITY" is in yellow, and "CHIEFS" is in large white letters with a red outline.

# KANSAS CITY **CHIEFS**

*2015 Rosters, Depth & Transactions*

**THIS IS CHIEFS KINGDOM**



**2015 KANSAS CITY CHIEFS ALPHABETICAL ROSTER**  
(As of December 29, 2015)

NO.	NAME	POS.	HT.	WT.	AGE	EXP.	COLLEGE	HOW ACQ.	HOMETOWN
39	Abdullah, Husain	S	6-0	204	30	7	Washington State	UFA-14	Pomona, Calif.
57	Alexander, D.J.	LB	6-2	233	24	R	Oregon State	D5a-15	Palm Desert, Calif.
71	Allen, Jeff	OL	6-4	306	25	4	Illinois	D2-12	Chicago, Ill.
81	Avant, Jason	WR	6-0	210	32	10	Michigan	UFA-15	Chicago, Ill.
97	Bailey, Allen	DL	6-3	288	26	5	Miami (Fla.)	D3b-11	Sapelo Island, Ga.
29	Berry, Eric	S	6-0	212	26	6	Tennessee	D1-10	Fairburn, Ga.
27	Branch, Tyvon	S	6-0	210	29	8	Connecticut	FA-15	Cicero, N.Y.
2	Colquitt, Dustin	P	6-3	210	33	11	Tennessee	D3-05	Knoxville, Tenn.
17	Conley, Chris	WR	6-3	205	23	R	Georgia	D3a-15	Dallas, Ga.
31	Cooper, Marcus	CB	6-2	192	25	3	Rutgers	W (SF)-13	Hartford, Conn.
10	Daniel, Chase	QB	6-0	225	29	7	Missouri	UFA-13	Southlake, Texas
34	Davis, Knile	RB	5-10	227	24	3	Arkansas	D3b-13	Missouri City, Texas
70	DeVito, Mike	DE	6-3	305	31	9	Maine	UFA-13	Wellfleet, Mass.
76	Duvernay-Tardif, Laurent	G	6-5	321	24	2	McGill	D6b-14	Montreal, Quebec
72	Fisher, Eric	T	6-7	315	24	3	Central Michigan	D1-13	Rochester, Mich.
30	Fleming, Jamell	CB	5-11	206	26	4	Oklahoma	FA-14	Arlington, Texas
55	Ford, Dee	LB	6-2	252	24	2	Auburn	D1-14	Odenville, Ala.
73	Fulton, Zach	OL	6-5	316	24	2	Tennessee	D6a-14	Homewood, Ill.
91	Hali, Tamba	LB	6-3	275	32	10	Penn State	D1-06	Teaneck, N.J.
85	Hammond Jr., Frankie	WR	6-1	184	25	2	Florida	FA-15	Hallandale Beach, Fla.
84	Harris, Demetrius	TE	6-7	230	24	2	UW-Milwaukee	FA-14	Little Rock, Ark.
50	Houston, Justin	LB	6-3	258	26	5	Georgia	FA-15	Statesboro, Ga.
96	Howard, Jaye	DL	6-3	301	27	4	Florida	W (SEA)-13	Apopka, Fla.
56	Johnson, Derrick	LB	6-3	242	33	11	Texas	D1-05	Waco, Texas
87	Kelce, Travis	TE	6-5	260	26	3	Cincinnati	D3a-13	Cleveland Heights, Ohio
93	King, David	DT	6-4	281	26	1	Oklahoma	W (SEA)-15	Houston, Texas
19	Maclin, Jeremy	WR	6-0	198	27	7	Missouri	UFA-15	Kirkwood, Mo.
90	Mauga, Josh	LB	6-1	245	28	6	Nevada	FA-14	Fallon, Nev.
61	Morse, Mitch	C	6-6	305	23	R	Missouri	D2-15	Austin, Texas
54	Moses, Dezman	LB	6-2	249	26	4	Tulane	FA-15	Willingboro, N.J.
7	Murray, Aaron	QB	6-1	207	25	2	Georgia	D5-14	Tampa, Fla.
20	Nelson, Steven	CB	5-11	194	22	R	Oregon State	D3b-15	Warner Robins, Ga.
99	Nunez-Roches, Rakeem	DL	6-2	307	22	R	Southern Miss	D6-15	Dangriga, Belize
82	Parker, Brian	TE	6-4	265	23	R	Albany	W (SD)-15	Henrietta, N.Y.
38	Parker, Ron	DB	6-0	206	28	5	Newberry	UFA-15	St. Helena Island, S.C.
22	Peters, Marcus	CB	6-0	197	22	R	Washington	D1-15	Oakland, Calif.
92	Poe, Dontari	DT	6-3	346	25	4	Memphis	D1-12	Memphis, Tenn.
60	Pughsley, Jarrod	OL	6-4	310	25	1	Akron	FA-15	Lima, Ohio
75	Reid, Jah	T	6-7	325	27	5	UCF	FA-15	Haines City, Fla.
5	Santos, Cairo	K	5-8	160	24	2	Tulane	CFA-14	St. Augustine, Fla.
42	Sherman, Anthony	FB	5-10	242	27	5	Connecticut	T (ARI)-13	North Attleborough, Mass.
11	Smith, Alex	QB	6-4	217	31	11	Utah	T (SF)-13	La Mesa, Calif.
21	Smith, Sean	CB	6-3	218	28	7	Utah	UFA-13	Pasadena, Calif.
49	Sorensen, Daniel	S	6-2	208	25	2	BYU	FA-14	Colton, Calif.
79	Stephenson, Donald	OL	6-6	312	27	4	Oklahoma	D3-12	Blue Springs, Mo.
13	Thomas, De'Anthony	WR	5-8	176	22	2	Oregon	D4-14	Los Angeles, Calif.
32	Ware, Spencer	FB/RB	5-10	229	24	2	LSU	FA-15	Eunice, La.
35	West, Charcandrick	RB	5-10	205	24	2	Abilene Christian	FA-14	Springhill, La.
98	Williams, Nick	DL	6-4	309	25	2	Samford	FA-14	Birmingham, Ala.
12	Wilson, Albert	WR	5-9	200	23	2	Georgia State	CFA-14	Port St. Lucie, Fla.
53	Wilson, Ramik	LB	6-2	237	23	R	Georgia	D4-15	Tampa, Fla.
41	Winchester, James	LS	6-3	240	26	1	Oklahoma	FA-15	Washington, Okla.
51	Zombo, Frank	LB	6-3	254	28	6	Central Michigan	UFA-14	Sterling Heights, Mich.
<b>Practice Squad</b>									
52	Adams, Tyrell	LB	6-2	228	23	R	West Georgia	FA-15	Atlanta, Ga.
4	Brown, Da'Ron	WR	6-0	199	24	R	Northern Illinois	FA-15	Chicago, Ill.
69	Fragel, Reid	OL	6-8	308	24	1	Ohio State	FA-15	Grosse Pointe Farms, Mich.
65	Gibson, Laurence	T	6-6	315	24	R	Virginia Tech	FA-15	Fort Bragg, N.C.
77	Liedtke, Michael	OL	6-3	310	23	R	Illinois State	FA-15	Woodstock, Ill.
64	Munyer, Daniel	OL	6-1	305	23	R	Colorado	FA-15	Los Angeles, Calif.
24	Reaves, Darrin	RB	5-10	215	22	2	UAB	FA-15	Birmingham, Ala.
94	Staten, Jimmy	DL	6-3	311	24	1	Middle Tennessee	FA-15	Waycross, Ga.
88	Travis, Ross	TE	6-7	235	22	R	Penn State	FA-15	Chaska, Minn.
83	Williams, Fred	WR	6-0	190	27	1	St. Cloud State	FA-15	Milwaukee, Wis.
<b>Injured Reserve</b>									
25	Charles, Jamaal	RB	5-11	199	29	8	Texas	D3a-08	Port Arthur, Texas
74	Fanaika, Paul	G	6-5	327	29	5	Arizona State	UFA-15	San Mateo, Calif.
23	Gaines, Phillip	CB	6-0	193	24	2	Rice	D3-14	Converse, Texas
66	Grubbs, Ben	G	6-3	310	31	9	Auburn	T (NO)-15	Eclectic, Ala.
59	March, Justin	LB	6-0	222	22	R	Akron	CFA-15	Danville, Ill.
80	O'Shaughnessy, James	TE	6-4	245	23	R	Illinois State	D5b-15	Naperville, Ill.
<b>Reserve/Non-Football Injury</b>									
9	Bray, Tyler	QB	6-6	215	24	3	Tennessee	CFA-13	Kingsburg, Calif.

**HEAD COACH:** Andy Reid

**OFFENSE:** Doug Pederson (Offensive Coordinator); Eric Bieniemy (Running Backs); Eugene Chung (Asst. Offensive Line); David Culley (Asst. Head Coach/Wide Receivers); Andy Heck (Offensive Line); Corey Mattheae (Asst. Quarterbacks); Tom Melvin (Tight Ends); Matt Nagy (Quarterbacks).

**DEFENSE:** Bob Sutton (Defensive Coordinator); Tommy Brasher (Defensive Line); Mark DeLeone (Asst. Linebackers); Gary Gibbs (Linebackers); Al Harris (Defensive Asst./ Secondary); Britt Reid (Asst. Defensive Line); Emmitt Thomas (Defensive Backs).

**SPECIALISTS:** Dave Toub (Special Teams Coordinator); Brock Olivo (Assistant Special Teams).

**MISCELLANEOUS:** Brad Childress (Spread Game Analyst/Special Projects); Travis Crittenden (Asst. Strength & Conditioning); Mike Frazier (Statistical Analysis Coordinator); Barry Rubin (Head Strength & Conditioning); Brent Salazar (Asst. Strength & Conditioning).

**2015 KANSAS CITY CATHOLIC NUMERICAL ROSTER**  
(As of December 29, 2015)

NO.	NAME	POS.	HT.	WT.	AGE	EXP.	COLLEGE	HOW ACQ.	HOMETOWN
2	Dustin Colquitt	P	6-3	210	33	11	Tennessee	D3-05	Knoxville, Tenn.
5	Cairo Santos	K	5-8	160	24	2	Tulane	CFA-14	St. Augustine, Fla.
7	Aaron Murray	QB	6-1	207	25	2	Georgia	D5-14	Tampa, Fla.
10	Chase Daniel	QB	6-0	225	29	7	Missouri	UFA-13	Southlake, Texas
11	Alex Smith	QB	6-4	217	31	11	Utah	T (SF)-13	La Mesa, Calif.
12	Albert Wilson	WR	5-9	200	23	2	Georgia State	CFA-14	Port St. Lucie, Fla.
13	De'Anthony Thomas	WR	5-8	176	22	2	Oregon	D4-14	Los Angeles, Calif.
17	Chris Conley	WR	6-3	205	23	R	Georgia	D3a-15	Dallas, Ga.
19	Jeremy Maclin	WR	6-0	198	27	7	Missouri	UFA-15	Kirkwood, Mo.
20	Steven Nelson	CB	5-11	194	22	R	Oregon State	D3b-15	Warner Robins, Ga.
21	Sean Smith	CB	6-3	218	28	7	Utah	UFA-13	Pasadena, Calif.
22	Marcus Peters	CB	6-0	197	22	R	Washington	D1-15	Oakland, Calif.
27	Tyvon Branch	S	6-0	210	29	8	Connecticut	FA-15	Cicero, N.Y.
29	Eric Berry	S	6-0	212	26	6	Tennessee	D1-10	Fairburn, Ga.
30	Jamell Fleming	CB	5-11	206	26	4	Oklahoma	FA-14	Arlington, Texas
31	Marcus Cooper	CB	6-2	192	25	3	Rutgers	W (SF)-13	Hartford, Conn.
32	Spencer Ware	FB/RB	5-10	229	24	2	LSU	FA-15	Eunice, La.
34	Knile Davis	RB	5-10	227	24	3	Arkansas	D3b-13	Missouri City, Texas
35	Charcandrick West	RB	5-10	205	24	2	Abilene Christian	FA-14	Springhill, La.
38	Ron Parker	DB	6-0	206	28	5	Newberry	UFA-15	St. Helena Island, S.C.
39	Husain Abdullah	S	6-0	204	30	7	Washington State	UFA-14	Pomona, Calif.
41	James Winchester	LS	6-3	240	26	1	Oklahoma	FA-15	Washington, Okla.
42	Anthony Sherman	FB	5-10	242	27	5	Connecticut	T (ARI)-13	North Attleborough, Mass.
49	Daniel Sorensen	S	6-2	208	25	2	BYU	FA-14	Colton, Calif.
50	Justin Houston	LB	6-3	258	26	5	Georgia	FA-15	Statesboro, Ga.
51	Frank Zombo	LB	6-3	254	28	6	Central Michigan	UFA-14	Sterling Heights, Mich.
53	Ramik Wilson	LB	6-2	237	23	R	Georgia	D4-15	Tampa, Fla.
54	Dezman Moses	LB	6-2	249	26	4	Tulane	FA-15	Willingboro, N.J.
55	Dee Ford	LB	6-2	252	24	2	Auburn	D1-14	Odenville, Ala.
56	Derrick Johnson	LB	6-3	242	33	11	Texas	D1-05	Waco, Texas
57	D.J. Alexander	LB	6-2	233	24	R	Oregon State	D5a-15	Palm Desert, Calif.
60	Jarrold Pughley	OL	6-4	310	25	1	Akron	FA-15	Lima, Ohio
61	Mitch Morse	C	6-6	305	23	R	Missouri	D2-15	Austin, Texas
70	Mike DeVito	DE	6-3	305	31	9	Maine	UFA-13	Wellfleet, Mass.
71	Jeff Allen	OL	6-4	306	25	4	Illinois	D2-12	Chicago, Ill.
72	Eric Fisher	T	6-7	315	24	3	Central Michigan	D1-13	Rochester, Mich.
73	Zach Fulton	OL	6-5	316	24	2	Tennessee	D6a-14	Homewood, Ill.
75	Jah Reid	T	6-7	325	27	5	UCF	FA-15	Haines City, Fla.
76	Laurent Duvernay-Tardif	G	6-5	321	24	2	McGill	D6b-14	Montreal, Quebec
79	Donald Stephenson	OL	6-6	312	27	4	Oklahoma	D3-12	Blue Springs, Mo.
81	Jason Avant	WR	6-0	210	32	10	Michigan	UFA-15	Chicago, Ill.
82	Brian Parker	TE	6-4	265	23	R	Albany	W (SD)-15	Henrietta, N.Y.
84	Demetrius Harris	TE	6-7	230	24	2	UW-Milwaukee	FA-14	Little Rock, Ark.
85	Frankie Hammond Jr.	WR	6-1	184	25	2	Florida	FA-15	Hallandale Beach, Fla.
87	Travis Kelce	TE	6-5	260	26	3	Cincinnati	D3a-13	Cleveland Heights, Ohio
90	Josh Mauga	LB	6-1	245	28	6	Nevada	FA-14	Fallon, Nev.
91	Tamba Hali	LB	6-3	275	32	10	Penn State	D1-06	Teaneck, N.J.
92	Dontari Poe	DT	6-3	346	25	4	Memphis	D1-12	Memphis, Tenn.
93	David King	DT	6-4	281	26	1	Oklahoma	W (SEA)-15	Houston, Texas
96	Jaye Howard	DL	6-3	301	27	4	Florida	W (SEA)-13	Apopka, Fla.
97	Allen Bailey	DL	6-3	288	26	5	Miami (Fla.)	D3b-11	Sapelo Island, Ga.
98	Nick Williams	DL	6-4	309	25	2	Samford	FA-14	Birmingham, Ala.
99	Rakeem Nunez-Roches	DL	6-2	307	22	R	Southern Miss	D6-15	Dangriga, Belize

**Practice Squad**

4	Da'Ron Brown	WR	6-0	199	24	R	Northern Illinois	FA-15	Chicago, Ill.
24	Darrin Reaves	RB	5-10	215	22	2	UAB	FA-15	Birmingham, Ala.
52	Tyrell Adams	LB	6-2	228	23	R	West Georgia	FA-15	Atlanta, Ga.
64	Daniel Munyer	OL	6-1	305	23	R	Colorado	FA-15	Los Angeles, Calif.
65	Laurence Gibson	T	6-6	315	24	R	Virginia Tech	FA-15	Fort Bragg, N.C.
69	Reid Fragel	OL	6-8	308	24	1	Ohio State	FA-15	Grosse Pointe Farms, Mich.
77	Michael Liedtke	OL	6-3	310	23	R	Illinois State	FA-15	Woodstock, Ill.
83	Fred Williams	WR	6-0	190	27	1	St. Cloud State	FA-15	Milwaukee, Wis.
88	Ross Travis	TE	6-7	235	22	R	Penn State	FA-15	Chaska, Minn.
94	Jimmy Staten	DL	6-3	311	24	1	Middle Tennessee	FA-15	Waycross, Ga.

**Injured Reserve**

23	Phillip Gaines	CB	6-0	193	24	2	Rice	D3-14	Converse, Texas
25	Jamaal Charles	RB	5-11	199	29	8	Texas	D3a-08	Port Arthur, Texas
59	Justin March	LB	6-0	222	22	R	Akron	CFA-15	Danville, Ill.
66	Ben Grubbs	G	6-3	310	31	9	Auburn	T (NO)-15	Eclectic, Ala.
74	Paul Fanaika	G	6-5	327	29	5	Arizona State	UFA-15	San Mateo, Calif.
80	James O'Shaughnessy	TE	6-4	245	23	R	Illinois State	D5b-15	Naperville, Ill.

**Reserve/Non-Football Injury**

9	Tyler Bray	QB	6-6	215	24	3	Tennessee	CFA-13	Kingsburg, Calif.
---	------------	----	-----	-----	----	---	-----------	--------	-------------------

**HEAD COACH:** Andy Reid

**OFFENSE:** Doug Pederson (Offensive Coordinator); Eric Bieniemy (Running Backs); Eugene Chung (Asst. Offensive Line); David Culley (Asst. Head Coach/Wide Receivers); Andy Heck (Offensive Line); Corey Mattheae (Asst. Quarterbacks); Tom Melvin (Tight Ends); Matt Nagy (Quarterbacks).

**DEFENSE:** Bob Sutton (Defensive Coordinator); Tommy Brasher (Defensive Line); Mark DeLeone (Asst. Linebackers); Gary Gibbs (Linebackers); Al Harris (Defensive Asst./ Secondary); Britt Reid (Asst. Defensive Line); Emmitt Thomas (Defensive Backs).

**SPECIALISTS:** Dave Toub (Special Teams Coordinator); Brock Olivo (Assistant Special Teams).

**MISCELLANEOUS:** Brad Childress (Spread Game Analyst/Special Projects); Travis Crittenden (Asst. Strength & Conditioning); Mike Frazier (Statistical Analysis Coordinator); Barry Rubin (Head Strength & Conditioning); Brent Salazar (Asst. Strength & Conditioning).

# 2015 KANSAS CITY CHIEFS BY-POSITION ROSTER

(As of December 29, 2015)

## QUARTERBACKS (3)

NO.	NAME	POS.	HT.	WT.	AGE	EXP.	COLLEGE	HOMETOWN	HOW ACQ.
10	Daniel, Chase	QB	6-0	225	29	7	Missouri	Southlake, Texas	UFA-13
7	Murray, Aaron	QB	6-1	207	25	2	Georgia	Tampa, Fla.	D5-14
11	Smith, Alex	QB	6-4	217	31	11	Utah	La Mesa, Calif.	T (SF)-13

## RUNNING BACKS (4)

NO.	NAME	POS.	HT.	WT.	AGE	EXP.	COLLEGE	HOMETOWN	HOW ACQ.
34	Davis, Knile	RB	5-10	227	24	3	Arkansas	Missouri City, Texas	D3b-13
42	Sherman, Anthony	FB	5-10	242	27	5	Connecticut	North Attleborough, Mass.	T (ARI)-13
32	Ware, Spencer	FB/RB	5-10	229	24	2	LSU	Eunice, La.	FA-15
35	West, Charcandrick	RB	5-10	205	24	2	Abilene Christian	Springhill, La.	FA-14

## WIDE RECEIVERS (6)

NO.	NAME	POS.	HT.	WT.	AGE	EXP.	COLLEGE	HOMETOWN	HOW ACQ.
81	Avant, Jason	WR	6-0	210	32	10	Michigan	Chicago, Ill.	UFA-15
17	Conley, Chris	WR	6-3	205	23	R	Georgia	Dallas, Ga.	D3a-15
85	Hammond Jr., Frankie	WR	6-1	184	25	2	Florida	Hallandale Beach, Fla.	FA-15
19	Maclin, Jeremy	WR	6-0	198	27	7	Missouri	Kirkwood, Mo.	UFA-15
13	Thomas, De'Anthony	WR	5-8	176	22	2	Oregon	Los Angeles, Calif.	D4-14
12	Wilson, Albert	WR	5-9	200	23	2	Georgia State	Port St. Lucie, Fla.	CFA-14

## TIGHT ENDS (3)

NO.	NAME	POS.	HT.	WT.	AGE	EXP.	COLLEGE	HOMETOWN	HOW ACQ.
84	Harris, Demetrius	TE	6-7	230	24	2	UW-Milwaukee	Little Rock, Ark.	FA-14
87	Kelce, Travis	TE	6-5	260	26	3	Cincinnati	Cleveland Heights, Ohio	D3a-13
82	Parker, Brian	TE	6-4	265	23	R	Albany	Henrietta, N.Y.	W (SD)-15

## OFFENSIVE LINE (8)

NO.	NAME	POS.	HT.	WT.	AGE	EXP.	COLLEGE	HOMETOWN	HOW ACQ.
71	Allen, Jeff	OL	6-4	306	25	4	Illinois	Chicago, Ill.	D2-12
76	Duvernay-Tardif, Laurent	G	6-5	321	24	2	McGill	Montreal, Quebec	D6b-14
72	Fisher, Eric	T	6-7	315	24	3	Central Michigan	Rochester, Mich.	D1-13
73	Fulton, Zach	OL	6-5	316	24	2	Tennessee	Homewood, Ill.	D6a-14
61	Morse, Mitch	C	6-6	305	23	R	Missouri	Austin, Texas	D2-15
60	Pughsley, Jarrod	OL	6-4	310	25	1	Akron	Lima, Ohio	FA-15
75	Reid, Jah	T	6-7	325	27	5	UCF	Haines City, Fla.	FA-15
79	Stephenson, Donald	OL	6-6	312	27	4	Oklahoma	Blue Springs, Mo.	D3-12

## DEFENSIVE LINE (7)

NO.	NAME	POS.	HT.	WT.	AGE	EXP.	COLLEGE	HOMETOWN	HOW ACQ.
97	Bailey, Allen	DL	6-3	288	26	5	Miami (Fla.)	Sapelo Island, Ga.	D3b-11
70	DeVito, Mike	DE	6-3	305	31	9	Maine	Wellfleet, Mass.	UFA-13
96	Howard, Jaye	DL	6-3	301	27	4	Florida	Apopka, Fla.	W (SEA)-13
93	King, David	DT	6-4	281	26	1	Oklahoma	Houston, Texas	W (SEA)-15
99	Nunez-Roches, Rakeem	DL	6-2	307	22	R	Southern Miss	Dangriga, Belize	D6-15
92	Poe, Dontari	DT	6-3	346	25	4	Memphis	Memphis, Tenn.	D1-12
98	Williams, Nick	DL	6-4	309	25	2	Samford	Birmingham, Ala.	FA-14

## LINEBACKERS (9)

NO.	NAME	POS.	HT.	WT.	AGE	EXP.	COLLEGE	HOMETOWN	HOW ACQ.
57	Alexander, D.J.	LB	6-2	233	24	R	Oregon State	Palm Desert, Calif.	D5a-15
55	Ford, Dee	LB	6-2	252	24	2	Auburn	Odenville, Ala.	D1-14
91	Hali, Tamba	LB	6-3	275	32	10	Penn State	Teaneck, N.J.	D1-06
50	Houston, Justin	LB	6-3	258	26	5	Georgia	Statesboro, Ga.	FA-15
56	Johnson, Derrick	LB	6-3	242	33	11	Texas	Waco, Texas	D1-05
90	Mauga, Josh	LB	6-1	245	28	6	Nevada	Fallon, Nev.	FA-14
54	Moses, Dezman	LB	6-2	249	26	4	Tulane	Willingboro, N.J.	FA-15
53	Wilson, Ramik	LB	6-2	237	23	R	Georgia	Tampa, Fla.	D4-15
51	Zombo, Frank	LB	6-3	254	28	6	Central Michigan	Sterling Heights, Mich.	UFA-14

## DEFENSIVE BACKS (10)

NO.	NAME	POS.	HT.	WT.	AGE	EXP.	COLLEGE	HOMETOWN	HOW ACQ.
39	Abdullah, Husain	S	6-0	204	30	7	Washington State	Pomona, Calif.	UFA-14
29	Berry, Eric	S	6-0	212	26	6	Tennessee	Fairburn, Ga.	D1-10
27	Branch, Tyvon	S	6-0	210	29	8	Connecticut	Cicero, N.Y.	FA-15
31	Cooper, Marcus	CB	6-2	192	25	3	Rutgers	Hartford, Conn.	W (SF)-13
30	Fleming, Jamell	CB	5-11	206	26	4	Oklahoma	Arlington, Texas	FA-14
20	Nelson, Steven	CB	5-11	194	22	R	Oregon State	Warner Robins, Ga.	D3b-15
38	Parker, Ron	DB	6-0	206	28	5	Newberry	St. Helena Island, S.C.	UFA-15
22	Peters, Marcus	CB	6-0	197	22	R	Washington	Oakland, Calif.	D1-15
21	Smith, Sean	CB	6-3	218	28	7	Utah	Pasadena, Calif.	UFA-13
49	Sorensen, Daniel	S	6-2	208	25	2	BYU	Colton, Calif.	FA-14

## SPECIALISTS (3)

NO.	NAME	POS.	HT.	WT.	AGE	EXP.	COLLEGE	HOMETOWN	HOW ACQ.
2	Colquitt, Dustin	P	6-3	210	33	11	Tennessee	Knoxville, Tenn.	D3-05
5	Santos, Cairo	K	5-8	160	24	2	Tulane	St. Augustine, Fla.	CFA-14
41	Winchester, James	LS	6-3	240	26	1	Oklahoma	Washington, Okla.	FA-15

## PRACTICE SQUAD (10)

NO.	NAME	POS.	HT.	WT.	AGE	EXP.	COLLEGE	HOMETOWN	HOW ACQ.
52	Adams, Tyrell	LB	6-2	228	23	R	West Georgia	Atlanta, Ga.	FA-15
4	Brown, Da'Ron	WR	6-0	199	24	R	Northern Illinois	Chicago, Ill.	FA-15
69	Fragel, Reid	OL	6-8	308	24	1	Ohio State	Grosse Pointe Farms, Mich	FA-15
65	Gibson, Laurence	T	6-6	315	24	R	Virginia Tech	Fort Bragg, N.C.	FA-15
77	Liedtke, Michael	OL	6-3	310	23	R	Illinois State	Woodstock, Ill.	FA-15
64	Munyer, Daniel	OL	6-1	305	23	R	Colorado	Los Angeles, Calif.	FA-15
24	Reaves, Darrin	RB	5-10	215	22	2	UAB	Birmingham, Ala.	FA-15
94	Staten, Jimmy	DL	6-3	311	24	1	Middle Tennessee	Waycross, Ga.	FA-15
88	Travis, Ross	TE	6-7	235	22	R	Penn State	Chaska, Minn.	FA-15
83	Williams, Fred	WR	6-0	190	27	1	St. Cloud State	Milwaukee, Wis.	FA-15



# 2015 KANSAS CITY CHIEFS UNOFFICIAL DEPTH CHART

(As of December 29, 2015)

## OFFENSE

WR	19 Jeremy Maclin	81 Jason Avant	17 <u>Chris Conley</u>
LT	72 Eric Fisher	79 Donald Stephenson	
LG	71 Jeff Allen	60 Jarrod Pughsley	
C	<u>61 Mitch Morse</u>	73 Zach Fulton	
RG	<u>76</u> Laurent Duvernay-Tardif	73 Zach Fulton	
RT	75 Jah Reid	71 Jeff Allen	
TE	87 Travis Kelce	84 Demetrius Harris	82 <u>Brian Parker</u>
WR	12 Albert Wilson	13 De'Anthony Thomas	85 Frankie Hammond Jr.
QB	11 Alex Smith	10 Chase Daniel	7 Aaron Murray
RB	35 Charcandrick West	32 Spencer Ware	34 Knile Davis
FB	42 Anthony Sherman	32 Spencer Ware	

## DEFENSE

LDE	70 Mike DeVito	<u>99 Rakeem Nunez-Roches</u>	
NT	96 Jaye Howard	92 Dontari Poe	93 David King
RDE	97 Allen Bailey	98 Nick Williams	
LOLB	50 Justin Houston	51 Frank Zombo	54 Dezman Moses
LILB	56 Derrick Johnson	<u>57 D.J. Alexander</u>	
RILB	90 Josh Mauga	<u>53 Ramik Wilson</u>	
ROLB	91 Tamba Hali	55 Dee Ford	
LCB	<u>22 Marcus Peters</u>	31 Marcus Cooper	
RCB	21 Sean Smith	30 Jamell Fleming	20 <u>Steven Nelson</u>
SS	38 Ron Parker	27 Tyvon Branch	
FS	29 Eric Berry	39 Husain Abdullah	49 Daniel Sorensen

## SPECIALISTS

P	2 Dustin Colquitt	5 Cairo Santos
K	5 Cairo Santos	2 Dustin Colquitt
KO	5 Cairo Santos	2 Dustin Colquitt
LS	41 James Winchester	
H	2 Dustin Colquitt	10 Chase Daniel
PR	13 De'Anthony Thomas	85 Frankie Hammond Jr.
KR	13 De'Anthony Thomas	34 Knile Davis

### Rookies Underlined

Reads Left to Right, Top Line then Bottom

## PRONUNCIATION GUIDE

Husain Abdullah	Ab-DUEL-uh
Knile Davis	Nile
Laurent Duvernay-Tardif	Doo-ver-nay Tar-diff
Tamba Hali	TOM-buh HA-LEE
Travis Kelce	Kel-SEE
Josh Mauga	MAW-gah
Dontari Poe	Don-TAR-ee
Rakeem Nunez-Roches	Ra-Keem NOONEZ-ROACHES
Ramik Wilson	Ra-meek
Charcandrick West	Char-can-drick

## HOW THE 2015 CHIEFS WERE BUILT

YEAR	DRAFT	FREE AGENTS	TRADE/WAIVERS
2005	LB Derrick Johnson (1) P Dustin Colquitt (3)		
2006	LB Tamba Hali (1)		
2007			
2008			
2009			
2010	S Eric Berry (1)		
2011	LB Justin Houston (3a) DL Allen Bailey (3b)		
2012	DT Dontari Poe (1) OL Jeff Allen (2) OL Donald Stephenson (3)		
2013	T Eric Fisher (1) TE Travis Kelce (3a) RB Knile Davis (3b)	QB Chase Daniel (UFA) DL Mike DeVito (UFA) CB Sean Smith (UFA)	CB Marcus Cooper (W/SF) DL Jaye Howard (W/SEA) FB Anthony Sherman (T/ARI) QB Alex Smith (T/SF)
2014	LB Dee Ford (1) WR De'Anthony Thomas (4) QB Aaron Murray (5) G Zach Fulton (6a) G Laurent Duvernay-Tardif (6b)	S Husain Abdullah (UFA) CB Jamell Fleming (FA) TE Demetrius Harris (FA) LB Josh Mauga (FA) K Cairo Santos (CFA) S Daniel Sorensen (FA) RB Charcandrick West (FA) DL Nick Williams (FA) WR Albert Wilson (CFA) LB Frank Zombo (UFA)	
2015	CB Marcus Peters (1) C Mitch Morse (2) WR Chris Conley (3a) CB Steven Nelson (3b) LB Ramik Wilson (4) LB D.J. Alexander (5a) DL Rakeem Nunez-Roches (6)	WR Jason Avant (UFA) S Tyvon Branch (FA) WR Frankie Hammond Jr. (FA) WR Jeremy Maclin (UFA) LB Dezman Moses (FA) DB Ron Parker (UFA) OL Jarrod Pughsley (FA) T Jah Reid (FA) FB Spencer Ware (FA) LS James Winchester (FA)	DT David King (W/SEA) TE Brian Parker (W/SD)
<b><u>TOTAL ROSTER BREAKDOWN</u></b>		8 Unrestricted Free Agents	4 Waiver Claims
24 Draft Choices		13 Free Agents	2 Trades
		2 College Free Agents	

## CHIEFS 2015 ROSTER BY EXPERIENCE

### 11th Year (3)

P Dustin Colquitt  
LB Derrick Johnson  
QB Alex Smith

### 6th Year (3)

S Eric Berry  
LB Josh Mauga  
LB Frank Zombo

### 3rd Year (4)

CB Marcus Cooper  
RB Knile Davis  
T Eric Fisher  
TE Travis Kelce

### 1st Year (3)

DT David King  
OL Jarrod Pughsley  
LS James Winchester

### 10th Year (2)

WR Jason Avant  
LB Tamba Hali

### 5th Year (5)

DL Allen Bailey  
LB Justin Houston  
DB Ron Parker  
T Jah Reid  
FB Anthony Sherman

### 2nd Year (13)

G Laurent Duvernay-Tardif  
LB Dee Ford  
G Zach Fulton  
WR Frankie Hammond Jr.  
TE Demetrius Harris  
QB Aaron Murray  
K Cairo Santos  
S Daniel Sorensen  
WR De'Anthony Thomas  
FB Spencer Ware  
RB Charcandrick West  
WR Albert Wilson  
DL Nick Williams

### Rookies (8)

LB D.J. Alexander  
WR Chris Conley  
C Mitch Morse  
CB Steven Nelson  
DL Rakeem Nunez-Roches  
TE Brian Parker  
CB Marcus Peters  
LB Ramik Wilson

### 9th Year (1)

DE Mike DeVito

### 8th Year (1)

S Tyvon Branch

### 7th Year (4)

S Husain Abdullah  
QB Chase Daniel  
WR Jeremy Maclin  
CB Sean Smith

### 4th Year (6)

OL Jeff Allen  
CB Jamell Fleming  
DL Jaye Howard  
LB Dezman Moses  
DT Dontari Poe  
OL Donald Stephenson

## CHIEFS 2015 ROSTER BY DRAFT ROUND

[Overall selection in brackets]

### 1st Round (9)

[1] QB Alex Smith (2005 - SF), [1] T Eric Fisher (2013), [5] S Eric Berry (2010), [11] DT Dontari Poe (2012), [15] LB Derrick Johnson (2005), [18] CB Marcus Peters (2015), [19] WR Jeremy Maclin (2009 - PHI), [20] LB Tamba Hali (2006), [23] LB Dee Ford (2014).

### 2nd Round (3)

[44] OL Jeff Allen (2012), [49] C Mitch Morse (2015), [61] CB Sean Smith (2009 - MIA).

### 3rd Round (10)

[63] TE Travis Kelce (2013), [70] LB Justin Houston (2011), [74] OL Donald Stephenson (2012), [76] WR Chris Conley (2015), [80] CB Jamell Fleming (2012 - ARZ), [85] T Jah Reid (2011 - BAL), [86] DL Allen Bailey (2011), [96] RB Knile Davis (2013), [98] CB Steven Nelson (2015), [99] P Dustin Colquitt (2005).

### 4th Round (5)

[100] S Tyvon Branch (2008 - OAK), [109] WR Jason Avant (2006 - PHI), [113], [114] DL Jaye Howard (2012 - SEA), [118] LB Ramik Wilson (2015), [120], [124] WR De'Anthony Thomas (2014).

### 5th Round (3)

[136] FB Anthony Sherman (2011 - ARI), [152] QB Aaron Murray (2014), [172] LB D.J. Alexander (2015).

### 6th Round (4)

[193] G Zach Fulton (2014), [194] FB Spencer Ware (2013 - SEA), [200] G Laurent Duvernay-Tardif (2014), [217] DL Rakeem Nunez-Roches (2015).

### 7th Round (3)

[223] DL Nick Williams (2013 - PIT), [239] DT David King (2013 - PHI), [252] CB Marcus Cooper (2013 - SF).

### Undrafted (16)

S Husain Abdullah (2008 - MIN), LB Dezman Moses (2009 - GB), QB Chase Daniel (2009 - WAS), DE Mike DeVito (2009 - NYJ), LB Josh Mauga (2009 - NYJ), LB Frank Zombo (2010 - GB), DB Ron Parker (2011 - SEA), WR Frankie Hammond Jr. (2013), TE Demetrius Harris (2013), LS James Winchester (2013 - PHI), K Cairo Santos (2014), S Daniel Sorensen (2014), WR Albert Wilson (2014), RB Charcandrick West (2014), OL Jarrod Pughsley (2014 - DAL), TE Brian Parker (2015 - SD).



# KANSAS CITY CHIEFS 2015 TRANSACTIONS

(as of 12/29/15)

Date	Player	Transaction
Dec. 29	BARDEN Brandon, TE	Reserve/Future Signing
Dec. 29	BINNS, Armon, WR	Reserve/Future Signing
Dec. 29	DICKSON, JoJo, LB	Reserve/Future Signing
Dec. 29	FANGUPO, Hebron, DT	Reserve/Future Signing
Dec. 29	HENRY, Ricky, G	Reserve/Future Signing
Dec. 29	LOUKS, Corbin, WR	Reserve/Future Signing
Dec. 29	OLATOYE, Deji, CB	Reserve/Future Signing
Dec. 29	PUGHSLEY, Jarrod, G	Reserve/Future Signing
Dec. 29	SCHILTZ, Adam, TE	Reserve/Future Signing
Dec. 29	SHERROD, Derek, T	Reserve/Future Signing
Dec. 29	WARE, Spencer, FB	Reserve/Future Signing
Dec. 29	WILLIAMS, Fred, WR	Reserve/Future Signing
Dec. 29	WORTHY, Jerel, DL	Reserve/Future Signing
Dec. 30	FEIGT, Curtis, OL	Reserve/Future Signing
Dec. 30	HUS, Jorgen, LS	Reserve/Future Signing
Dec. 31	HARTSON, Brandon, LS	Reserve/Future Signing
Jan. 6	HESTER, Aaron, CB	Reserve/Future Signing
Jan. 8	PRYOR, Terrelle, QB	Reserve/Future Signing
Jan. 8	ROGERS, Da'Rick, WR	Reserve/Future Signing
Feb. 2	MARTIN, Vaughn, DE	Reserve/Future Signing
Feb. 10	REID, Britt	Promoted to Assistant Defensive Line Coach
Feb. 10	DELEONE, Mark	Promoted to Assistant Linebackers Coach
Feb. 10	MATTHAEI, Corey	Promoted to Assistant Quarterbacks Coach
Feb. 12	RICHARDSON, Shaquille, CB	Signed
Feb. 17	VERY, Donnie, WR	Released
Feb. 17	JENKINS, A.J., WR	Waived
Feb. 26	FASANO, Anthony, TE	Released
Mar. 2	HOUSTON, Justin, LB	Franchise Designation
Mar. 5	MAYS, Joe, LB	Released
Mar. 6	WALKER, Vance, DL	Released
Mar. 9	MAUGA, Josh, LB	Contract Renegotiated
Mar. 10	BRANCH, Tyvon, S	Signed
Mar. 11	MACLIN, Jeremy, WR	Signed
Mar. 11	HARRIS, Demetrius, TE	Signed
Mar. 12	MOSES, Dezman, LB	Signed
Mar. 12	BOWE, Dwayne, WR	Released
Mar. 12	GRUBBS, Ben, G	Acquired via Trade with New Orleans
Mar. 12	FANAIIKA, Paul, G	Signed
Mar. 12	WINCHESTER, James, LS	Signed
Mar. 13	AVANT, Jason, WR	Signed
Mar. 13	GORDON, Richard, TE	Signed
Mar. 13	MCCRAY, Kelcie, S	Signed
Mar. 16	PARKER, Ron, DB	Signed
Mar. 19	MOSES, Dezman, LB	Signed
Apr. 6	MARTIN, Josh, LB	Signed
Apr. 16	HARTSON, Brandon, LS	Waived
Apr. 20	HAMMOND, Frankie, WR	Signed
Apr. 20	HEMINGWAY, Junior, WR	Signed
Apr. 21	RICHARDSON, Shaquille, CB	Waived
Apr. 30	PETERS, Marcus, CB	Drafted in 1 <sup>st</sup> Round
May 1	MORSE, Mitch, C	Drafted in 2 <sup>nd</sup> Round
May 1	CONLEY, Chris, WR	Drafted in 3 <sup>rd</sup> Round
May 1	NELSON, Steven, CB	Drafted in 3 <sup>rd</sup> Round
May 2	WILSON, Ramik, LB	Drafted in 4 <sup>th</sup> Round
May 2	ALEXANDER, D.J., LB	Drafted in 5 <sup>th</sup> Round
May 2	O'SHAUGHNESSY, James, TE	Drafted in 5 <sup>th</sup> Round
May 2	NUNEZ-ROCHES, Rakeem DL	Drafted in 6 <sup>th</sup> Round
May 2	BROWN, Da'Ron, WR	Drafted in 7 <sup>th</sup> Round
May 5	DICKSON, JoJo, LB	Waived
May 5	HUS, Jorgen, LS	Waived
May 5	LOUKS, Corbin, WR	Waived
May 5	PRYOR, Terrelle, QB	Waived
May 11	MORSE, Mitch, OL	Signed
May 11	WILSON, Ramik, LB	Signed
May 11	ALEXANDER, D.J., LB	Signed
May 11	O'SHAUGHNESSY, James, TE	Signed
May 11	NUNEZ-ROCHES, Rakeem, DL	Signed
May 11	BROWN, Da'Ron, WR	Signed
May 11	BAUSBY, De'Vante, CB	Signed
May 11	COOK, Kenny, WR	Signed
May 11	COX, Justin, CB	Signed
May 11	EAST, Andrew, LS	Signed
May 11	FRYE, Garrett, C	Signed
May 11	GARNER, Manasseh, FB	Signed
May 11	IRVING, David, DL	Signed
May 11	LUCKETT, Tello, WR	Signed
May 11	MARCH, Justin, LB	Signed
May 11	SWEETON, Charles, OL	Signed
May 13	CONLEY, Chris, WR	Signed
May 15	TUAAU, Charles, NT	Signed
May 15	BARDEN, Brandon, TE	Waived
May 15	FANGUPO, Hebron, DT	Waived
May 16	PETTWAY, Earnest	Signed
May 18	FEIGT, Curtis, OL	Waived
May 19	HILL, Keshawn, RB	Signed
May 19	MUNYER, Daniel, C	Signed
May 19	PETTWAY, Earnest, TE	Waived
May 19	MEGGS, Melvin, G	Signed
May 19	PALMER, Kelvin, T	Signed
May 19	GARNER, Manasseh, FB	Waived
May 19	SWEETON, Charles, G	Waived
May 20	TAYLOR, Ryan, TE	Signed
May 20	HENRY, Ricky, G	Released
June 16	ROOKS, Tavon, T	Signed
June 16	PALMER, Kelvin, T	Waived
June 16	ROGERS, Da'Rick, WR	Waived
June 16	REED, Marcus, G	Claimed off Waivers from GB
June 18	BAUSBY, De'Vante, CB	Waived
June 18	PENNY, Kenneth, CB	Signed
June 18	MEGGS, Melvin, G	Waived
June 19	SMITH, Jeret, WR	Signed
July 10	PENNY, Kenneth, CB	Waived
July 10	SHORT, Kevin, DB	Signed
July 15	HOUSTON, Justin, LB	Signed
July 21	COX, Justin, CB	Waived
July 28	PENNY, Kenneth, CB	Signed
July 29	GRAY, Cyrus, RB	Waived
July 30	TAYLOR, LaVance, RB	Signed
July 31	HILL, Keshawn, RB	Waived
July 31	FANGUPO, Hebron, DT	Signed
Aug. 2	TAYLOR, LaVance, RB	Waived
Aug. 2	REAVES, Darrin, RB	Signed
Aug. 3	WORTHY, Jerel, DT	Waived
Aug. 3	WASHINGTON, L'Damian, WR	Signed
Aug. 8	BINNS, Armon, WR	Waived
Aug. 8	HAROLD, Sage, LB	Waived
Aug. 8	DIMA, Anthony, T	Signed
Aug. 8	DRAKE, Adam, WR	Signed
Aug. 17	DRAKE, Adam, WR	Waived
Aug. 17	DAVIS, Ja'Gared, LB	Signed
Aug. 29	COOK, Kenny, WR	Waived
Aug. 29	DIMA, Anthony, OL	Waived
Aug. 29	EAST, Andrew, LS	Waived
Aug. 29	HESTER, Aaron, CB	Waived
Aug. 29	MARTIN, Vaughn, DE	Waived
Aug. 29	PENNY, Kenneth, CB	Waived
Aug. 29	REED, Marcus, G	Waived
Aug. 29	SCHILTZ, Adam, TE	Waived
Aug. 29	SMITH, Jeret, WR	Waived
Aug. 29	TUAAU, Charles, DT	Waived
Aug. 29	WASHINGTON, L'Damian, WR	Waived
Sept. 1	BRAY, Tyler, QB	Placed on Reserve/Non-Football Injury
Sept. 1	MARCH, Justin, LB	Placed on Injured Reserve
Sept. 1	HEMINGWAY, Junior, WR	Waived
Sept. 1	ROOKS, Tavon, T	Waived
Sept. 5	SHERROD, Derek, T	Released
Sept. 5	TAYLOR, Ryan, TE	Released
Sept. 5	GORDON, Richard, TE	Placed on Injured Reserve
Sept. 5	BROWN, Da'Ron, WR	Waived
Sept. 5	CATAPANO, Mike, DL	Waived
Sept. 5	COMMINGS, Sanders, DB	Waived
Sept. 5	DAVIS, Ja'Gared, LB	Waived
Sept. 5	FANGUPO, Hebron, DT	Waived
Sept. 5	FRYE, Garrett, OL	Waived
Sept. 5	HILL, Keshawn, RB	Waived from Injured Reserve

Sept. 5	IRVING, David, DL	Waived	Dec. 8	PUGHSLEY, Jarrod, OL	Signed
Sept. 5	JOHNSON, James-Michael, LB	Waived	Dec. 9	MUNYER, Daniel, OL	Signed to the Practice Squad
Sept. 5	KUSH, Eric, C	Waived	Dec. 17	REID, Jah, T	Contract Renegotiated
Sept. 5	LUCKETT, Tello, WR	Waived			
Sept. 5	MUNYER, Daniel, OL	Waived			
Sept. 5	OLATOYE, Deji, DB	Waived			
Sept. 5	PUGHSLEY, Jarrod, OL	Waived			
Sept. 5	REAVES, Darrin, RB	Waived			
Sept. 5	SHORT, Kevin, DB	Waived			
Sept. 5	WARE, Spencer, RB	Waived			
Sept. 5	WILLIAMS, Fred, WR	Waived			
Sept. 5	McCRAVY, Kelcie, S	Traded to Seattle			
Sept. 5	SMITH, Sean, CB	Placed on Reserve/Suspended			
Sept. 6	PARKER, Brian, TE	Acquired via Waivers from San Diego			
Sept. 6	MOSES, Dezman, LB	Waived			
Sept. 6	BROWN, Da'Ron, WR	Signed to the Practice Squad			
Sept. 6	FANGUPO, Hebron, DT	Signed to the Practice Squad			
Sept. 6	IRVING, David, DE	Signed to the Practice Squad			
Sept. 6	MUNYER, Daniel, OL	Signed to the Practice Squad			
Sept. 6	OLATOYE, Deji, CB	Signed to the Practice Squad			
Sept. 6	PUGHSLEY, Jarrod, OL	Signed to the Practice Squad			
Sept. 6	TRAVIS, Ross, TE	Signed to the Practice Squad			
Sept. 6	WARE, Spencer, RB	Signed to the Practice Squad			
Sept. 6	WILLIAMS, Fred, WR	Signed to the Practice Squad			
Sept. 7	OLATOYE, Deji, CB	Contract Terminated from Practice Squad			
Sept. 7	MARTIN, Josh, LB	Waived			
Sept. 7	GIBSON, Laurence, T	Signed to the Practice Squad			
Sept. 7	HARRIS, Jeremy, CB	Signed to the Practice Squad			
Sept. 7	REID, Jah, OL	Signed			
Sept. 9	FANAIIKA, Paul, G	Placed on Injured Reserve			
Sept. 9	MOSES, Dezman, LB	Signed			
Sept. 14	TRAVIS, Ross, TE	Contract Terminated from Practice Squad			
Sept. 14	ADAMS, Tyrell, LB	Signed to Practice Squad			
Sept. 14	GORDON, Richard, TE	Contract Terminated from IR			
Sept. 30	IRVING, David	Claimed off the Practice Squad by Dallas			
Sept. 30	STATEN, Jimmy, DL	Signed to the Practice Squad			
Sept. 30	GAINES, Phillip, CB	Placed on Injured Reserve			
Sept. 30	SMITH, Sean, CB	Return from Reserved/Suspension			
Oct. 1	WILLIAMS, Fred, WR	Contract Terminated from Practice Squad			
Oct. 1	COOK, Kenny, WR	Signed to the Practice Squad			
Oct. 13	ADAMS, Tyrell, LB	Contract Terminated from Practice Squad			
Oct. 13	HARRIS, Jeremy, CB	Contract Terminated from Practice Squad			
Oct. 13	MUNYER, Daniel, OL	Contract Terminated from Practice Squad			
Oct. 13	DIMANCHE, Jayson, LB	Signed to the Practice Squad			
Oct. 13	HAKIM, Saalim, CB	Signed to the Practice Squad			
Oct. 13	LIEDTKE, Michael, OL	Signed to the Practice Squad			
Oct. 13	CHARLES, Jamaal, RB	Placed on Injured Reserve			
Oct. 13	WARE, Spencer, RB	Contract Terminated from Practice Squad			
Oct. 13	WARE, Spencer, RB	Signed			
Oct. 13	REAVES, Darrin, RB	Signed to the Practice Squad			
Oct. 19	COOK, Kenny, WR	Contract Terminated from Practice Squad			
Oct. 19	WILLIAMS, Fred, WR	Signed to the Practice Squad			
Oct. 20	DIMANCHE, Jayson, LB	Contract Terminated from Practice Squad			
Oct. 20	KEYES, Josh, LB	Signed to the Practice Squad			
Oct. 24	WILLIAMS, Fred, WR	Contract Terminated from Practice Squad			
Oct. 24	COOK, Kenny, WR	Signed to the Practice Squad			
Oct. 28	COOK, Kenny, WR	Contract Terminated from Practice Squad			
Oct. 28	WILLIAMS, Fred, WR	Signed to the Practice Squad			
Nov. 3	KEYES, Josh, LB	Contract Terminated from Practice Squad			
Nov. 3	ADAMS, Tyrell, LB	Signed to the Practice Squad			
Nov. 9	HAMMOND, Frankie, WR	Waived			
Nov. 9	HAKIM, Saalim, DB	Contract Terminated from Practice Squad			
Nov. 9	HAKIM, Saalim, DB	Signed			
Nov. 10	HAMMOND, Frankie, WR	Signed to the Practice Squad			
Nov. 17	O'SHAUGHNESSY, James, TE	Placed on Injured Reserve			
Nov. 17	KING, David, DT	Claimed off Waivers from Seattle			
Nov. 17	FANGUPO, Hebron, DT	Contract Terminated from Practice Squad			
Nov. 17	TRAVIS, Ross, TE	Signed to the Practice Squad			
Nov. 28	HAKIM, Saalim, DB	Waived			
Nov. 28	HAMMOND, Frankie, WR	Contract Terminated from Practice Squad			
Nov. 28	HAMMOND, Frankie, WR	Signed			
Nov. 30	MUNYER, Daniel, OL	Signed to the Practice Squad			
Dec. 1	MUNYER, Daniel, OL	Contract Terminated from Practice Squad			
Dec. 1	MUNYER, Daniel, OL	Signed			
Dec. 1	FRAGEL, Reid, OL	Signed to the Practice Squad			
Dec. 1	GRUBBS, Ben, G	Placed on Injured Reserve			
Dec. 8	MUNYER, Daniel, OL	Waived			
Dec. 8	PUGHSLEY, Jarrod, OL	Contract Terminated from Practice Squad			

A red-tinted photograph of the Kansas City skyline and Arrowhead Stadium. The skyline is visible in the background, and the stadium is in the foreground. The stadium's large "CHIEFS" sign and the team's logo are prominent. The text "KANSAS CITY" is in yellow, and "CHIEFS" is in large white letters with a red outline.

# KANSAS CITY **CHIEFS**

*Additional Statistics*

**THIS IS CHIEFS KINGDOM**



2015 CHIEFS GAME-BY-GAME OFFENSE																
	9/13 @ HOU	9/17 DEN	9/28 @ GB	10/4 @ CIN	10/11 CHI	10/18 @ MIN	10/25 PIT	11/1 DET	11/15 @ DEN	11/22 @ SD	11/29 BUF	12/6 @ OAK	12/13 SD	12/20 @ BAL	12/27 CLE	1/3 OAK
<b><u>FIRST DOWNS</u></b>																
Total	19	20	23	24	16	16	18	24	13	22	21	15	18	15	16	
Rushing	7	7	6	8	6	2	7	10	8	9	8	6	9	5	6	
Passing	12	9	13	13	9	13	11	10	4	10	11	7	7	9	8	
Penalty	0	4	4	3	1	1	0	4	1	3	2	2	2	1	2	
<b><u>THIRD DOWNS</u></b>																
Attempts	13	7	10	16	14	12	16	13	16	12	13	8	11	13	12	
Converted	3	0	2	7	5	3	9	8	4	5	6	3	6	5	4	
Percentage	23.1%	0.0%	20.0%	44.0%	36.0%	25.0%	56.3%	61.5%	25.0%	41.6%	46.2%	37.5%	54.5%	38.5%	33.3%	
<b><u>TOT. OFFENSE</u></b>																
Net Yards	330	314	326	461	287	328	377	340	303	385	413	232	329	277	258	
Plays	67	58	65	73	58	57	63	63	65	59	58	48	50	56	50	
Avg./Play	4.9	5.4	5.0	6.3	4.9	5.8	6.0	5.4	4.7	6.5	7.1	4.8	6.6	4.9	5.2	
<b><u>RUSHING</u></b>																
Net Yards	97	147	75	113	117	57	138	206	106	153	158	89	150	113	136	
Rush. Att.	32	28	18	23	25	18	29	32	32	31	27	22	25	28	27	
Avg./Att.	3.0	5.3	4.2	4.9	4.7	3.2	4.8	6.4	3.3	4.9	5.9	4.0	6.0	4.0	5.0	
<b><u>PASSING</u></b>																
Net Yards	233	167	251	348	170	271	239	134	197	232	255	143	179	164	122	
Attempts	33	25	40	45	30	37	32	28	31	25	30	22	23	25	22	
Completions	22	16	24	31	16	22	21	20	17	20	19	16	15	21	15	
Intercepted	0	2	1	0	0	0	0	0	0	0	0	0	1	0	1	
Gross Yards	243	191	290	386	181	282	251	149	204	253	255	162	191	171	125	
Sacked	2.0	5.0	7.0	5.0	3.0	2.0	2.0	3.0	2.0	3.0	1.0	4.0	2.0	3.0	1.0	
Yards Lost	10	24	39	38	11	11	12	15	7	21	0	19	12	7	3	
<b><u>ADVANCES</u></b>																
Rushes	32	29	18	23	25	18	29	32	32	31	27	22	25	28	27	
Completions	22	16	24	31	16	22	21	20	17	20	19	16	15	21	15	
Totals	54	45	42	54	41	40	50	52	49	51	46	38	40	49	42	
<b><u>PENALTIES</u></b>																
Number	2	9	7	7	3	8	6	3	11	5	8	11	8	6	5	
Yards	25	60	38	46	49	95	66	20	102	35	58	88	53	55	33	
<b><u>FUMBLES</u></b>																
Number	2	3	2	1	0	1	0	0	0	0	0	3	2	1	1	

## 2015 CHIEFS GAME-BY-GAME DEFENSE

	9/13 @ HOU	9/17 DEN	9/28 @ GB	10/4 @ CIN	10/11 CHI	10/18 @ MIN	10/25 PIT	11/1 DET	11/15 @ DEN	11/22 @ SD	11/29 BUF	12/6 @ OAK	12/13 SD	12/20 @ BAL	12/27 CLE	1/3 OAK
<b>FIRST DOWNS</b>																
Total	24	21	26	18	21	16	18	16	18	14	25	27	15	19	21	
Rushing	6	3	6	8	5	4	7	2	4	5	9	6	2	4	13	
Passing	17	15	15	10	14	10	9	13	11	7	13	17	12	13	8	
Penalty	1	3	5	0	2	2	2	1	3	2	3	4	1	2	0	
<b>THIRD DOWNS</b>																
Attempts	14	16	11	10	14	17	10	12	14	13	12	14	18	13	15	
Converted	3	6	4	6	6	6	2	2	3	4	5	6	6	4	6	
Percentage	21.4%	37.5%	36.4%	60.0%	42.9%	35.3%	20.0%	16.6%	21.4%	30.8%	41.7%	42.9%	33.3%	30.8%	40.0%	
<b>TOT. OFFENSE</b>																
Net Yards	396	299	448	445	328	321	339	276	221	201	415	361	280	366	368	
Plays	73	70	68	50	73	68	55	58	65	58	67	76	66	67	68	
Avg./Play	5.4	4.3	6.6	8.9	4.5	4.7	6.2	4.8	3.4	3.5	6.2	4.8	4.2	5.5	5.4	
<b>RUSHING</b>																
Net Yards	98	61	123	124	87	84	147	81	69	52	129	99	44	93	232	
Rush. Att.	21	22	32	26	26	35	24	14	16	25	28	24	18	20	36	
Avg./Att.	4.7	2.8	3.8	4.8	3.3	2.4	6.1	5.8	4.3	2.1	4.6	4.1	2.4	4.7	6.4	
<b>PASSING</b>																
Net Yards	298	238	325	321	241	237	192	195	152	149	286	262	236	273	136	
Attempts	47	45	35	24	45	31	29	38	44	30	38	48	43	45	32	
Completions	26	26	24	17	26	17	16	23	19	19	21	31	24	26	13	
Intercepted	1	1	0	0	0	2	2	2	5	1	0	3	1	2	1	
Gross Yards	334	256	333	321	252	249	209	227	181	178	291	283	263	281	136	
Sacked	5.0	3.0	1.0	0.0	2.0	2.0	2.0	6.0	5.0	3.0	1.0	4.0	5.0	2.0	0.0	
Yards Lost	36	18	8	0	11	12	17	32	29	29	5	21	27	8	0	
<b>ADVANCES</b>																
Rushes	21	22	32	26	26	35	24	14	16	25	28	24	18	20	36	
Completions	26	26	24	17	26	17	16	23	19	19	21	31	24	26	13	
Total	47	48	56	43	52	52	40	37	35	44	49	55	42	46	49	
<b>PENALTIES</b>																
Number	6	8	12	11	6	5	1	8	5	6	9	4	7	7	8	
Yards	39	85	89	84	49	50	5	81	55	39	91	21	48	63	83	
<b>FUMBLES</b>																
Number	2	0	0	1	2	1	1	0	1	1	4	3	0	1	0	
Lost	1	0	0	0	1	0	1	0	0	1	2	0	0	1	0	
<b>SCORING</b>																
Points	20	31	38	36	18	16	13	10	13	3	22	20	3	14	13	
TD Rushing	0	0	0	4	0	0	0	0	1	0	0	1	0	0	1	
TD Passing	2	3	5	1	2	1	1	1	1	0	3	2	0	2	0	
TD KO Returns	0	0	0	0	0	0	0	0	0	0	0	0	0	0	0	
TD Punt Returns	0	0	0	0	0	0	0	0	0	0	0	0	0	0	0	
TD Sp. Teams	0	0	0	0	0	0	0	0	0	0	0	0	0	0	0	
TD Def. Returns	0	1	0	0	0	0	0	0	0	0	0	0	0	0	0	
FG Attempts	2	1	1	0	2	3	2	1	0	1	1	1	2	0	3	
FG Made	2	1	1	0	2	3	2	1	0	1	1	0	1	0	2	
Safety	0	0	0	0	0	0	0	0	0	0	0	0	0	0	0	

2015 CHIEFS INDIVIDUAL SINGLE-GAME HIGHS				
Passes Attempted	45	Alex Smith	at Cincinnati	10/4
Passes Completed	31	Alex Smith	at Cincinnati	10/4
Passing Yards	386	Alex Smith	at Cincinnati	10/4
Touchdown Passes	3	Alex Smith	at Houston	9/13
Pass Receptions	11	Jeremy Maclin	at Cincinnati	10/4
Receiving Yards	160	Jeremy Maclin	vs. Buffalo	11/29
Touchdown Receptions	2	Travis Kelce	at Houston	9/13
		Jeremy Maclin	at Oakland	12/6
Rushing Yards	125	Jamaal Charles	vs. Denver	9/17
Rushing Attempts	24	Charcandrick West	at Denver	11/15
Rushing Touchdowns	3	Jamaal Charles	at Green Bay	9/28
Yards From Scrimmage	161	Charcandrick West	at Denver	11/15
Combined Net Yards	161	Charcandrick West	at Denver	11/15
Interceptions Made	2	Marcus Peters	at Baltimore	12/20
INT Return Yards	93	Marcus Peters	at Baltimore	12/20
Sacks	3.0	Dee Ford	vs. San Diego	12/13
Punts	7	Dustin Colquitt	at Houston	9/13
		Dustin Colquitt	vs. Chicago	10/11
Punting Average	62.0	Dustin Colquitt	at Cincinnati	10/4
Punt Returns	6	De'Anthony Thomas	vs. Detroit	11/1
Punt Return Yards	81	De'Anthony Thomas	at Houston	9/13
Kickoff Returns	5	Knile Davis	at Cincinnati	10/4
Kickoff Return Yards	106	Knile Davis	vs. Buffalo	11/29
Field Goals Attempted	7	Cairo Santos	at Cincinnati	10/4
Field Goals Made	7	Cairo Santos	at Cincinnati	10/4
2015 KANSAS CITY CHIEFS LONGEST PLAYS				
Run From Scrimmage	52	Spencer Ware	at San Diego	11/22
Touchdown Run	38	Charcandrick West	at Baltimore	12/20
Pass Reception	80	Charcandrick West	at Denver	11/15
Touchdown Reception	80	Charcandrick West	at Denver	11/15
Interception Return	90t	Marcus Peters	at Baltimore	12/20
Punt Return	37	De'Anthony Thomas	vs. Detroit	11/1
Kickoff Return	54	Knile Davis	at Green Bay	9/28
Punt	62	Dustin Colquitt	at Cincinnati	10/4
Field Goal	53	Cairo Santos	at Baltimore	12/20



2015 OPPONENTS INDIVIDUAL SINGLE-GAME HIGHS				
Passes Attempted	48	Derek Carr	at Oakland	12/6
Passes Completed	31	Derek Carr	at Oakland	12/6
Passing Yards	333	Aaron Rodgers	at Green Bay	9/28
Touchdown Passes	5	Aaron Rodgers	at Green Bay	9/28
Pass Receptions	9	DeAndre Hopkins	at Houston	9/13
Receiving Yards	158	Sammy Watkins	vs. Buffalo	11/29
Touchdown Receptions	3	Randall Cobb	at Green Bay	9/28
Rushing Yards	121	Le'Veon Bell	vs. Pittsburgh	10/25
Rushing Attempts	26	Adrian Peterson	at Minnesota	10/18
Rushing Touchdowns	3	Jeremy Hill	at Cincinnati	10/4
Yards From Scrimmage	158	Sammy Watkins	vs. Buffalo	11/29
Combined Net Yards	158	Sammy Watkins	vs. Buffalo	11/29
Interceptions Made	1	Aqib Talib	vs. Denver	9/17
		Chris Harris Jr.	vs. Denver	9/17
		Sam Shields	at Green Bay	9/28
		Jason Verrett	vs. San Diego	12/13
		Nate Orchard	vs. Cleveland	12/27
INT Return Yards	46	Nate Orchard	vs. Cleveland	12/27
Sacks	2.0	J.J. Watt	at Houston	9/13
		Clay Matthews	at Green Bay	9/28
		Domata Peko	at Cincinnati	10/4
		Khalil Mack	at Oakland	12/6
		Za'Darius Smith	at Baltimore	12/20
Punts	7	Shane Lechler	at Houston	9/13
		Britton Colquitt	vs. Denver	9/17
Punting Average	47.7	Kevin Huber	at Cincinnati	10/4
Punt Returns	4	Keith Mumphery	at Houston	9/13
		Micah Hyde	at Green Bay	9/28
Punt Return Yards	30	Micah Hyde	at Green Bay	9/28
Kickoff Returns	7	Marcus Thigpen	vs. Buffalo	11/29
Kickoff Return Yards	164	Marcus Thigpen	vs. Buffalo	11/29
Field Goals Attempted	3	Blair Walsh	at Minnesota	10/18
		Travis Coons	vs. Cleveland	12/27
Field Goals Made	3	Blair Walsh	at Minnesota	10/18
2015 OPPONENTS LONGEST PLAYS				
Run From Scrimmage	42	Le'Veon Bell	vs. Pittsburgh	10/25
Touchdown Run	13	Giovani Bernard	at Cincinnati	10/4
Pass Reception	55	Brandon Tate	at Cincinnati	10/4
Touchdown Reception	55	Brandon Tate	at Cincinnati	10/4
Interception Return	46	Nate Orchard	vs. Cleveland	12/27
Punt Return	17	Kaelin Clay	at Baltimore	12/20
Kickoff Return	39	Kaelin Clay	at Baltimore	12/20
Punt	67	Kevin Huber	at Cincinnati	10/4
Field Goal	54	Brandon McManus	vs. Denver	9/17

**2015 KANSAS CITY CHIEFS BIG YARDAGE GAMES****100-Yard Pass Receivers**

<b>Date</b>	<b>Opponent</b>	<b>Player</b>	<b>Rec.</b>	<b>Yds.</b>	<b>Avg.</b>	<b>LG</b>	<b>TD</b>
9/13	at Houston	Travis Kelce	6	106	17.7	42	2
9/28	at Green Bay	Jeremy Maclin	8	141	17.6	61	1
10/4	at Cincinnati	Jeremy Maclin	11	148	13.5	44	0
11/29	vs. Buffalo	Jeremy Maclin	9	160	17.8	41t	1

**100-Yard Rushers**

<b>Date</b>	<b>Opponent</b>	<b>Player</b>	<b>Att.</b>	<b>Yds.</b>	<b>Avg.</b>	<b>LG</b>	<b>TD</b>
9/17	vs. Denver	Jamaal Charles	21	125	6.0	34t	1
10/25	vs. Pittsburgh	Charcandrick West	22	110	5.0	36	1
11/29	vs. Buffalo	Spencer Ware	19	114	6.0	35	1

**300-Yard Passers**

<b>Date</b>	<b>Opponent</b>	<b>Player</b>	<b>Att.</b>	<b>Comp.</b>	<b>Yds.</b>	<b>LG</b>	<b>TD</b>
10/4	at Cincinnati	Alex Smith	45	31	386	44	0

**2015 OPPONENTS BIG YARDAGE GAMES****100-Yard Pass Receivers**

<b>Date</b>	<b>Opponent</b>	<b>Player</b>	<b>Rec.</b>	<b>Yds.</b>	<b>Avg.</b>	<b>LG</b>	<b>TD</b>
9/13	at Houston	Nate Washington	6	105	17.5	32	0
9/17	vs. Denver	Demaryius Thomas	8	116	14.5	22	0
9/28	at Green Bay	James Jones	7	139	19.9	52	1
10/18	at Minnesota	Stefon Diggs	7	129	18.4	31	0
10/25	vs. Pittsburgh	Antonio Brown	6	124	20.7	41	0
11/29	vs. Buffalo	Sammy Watkins	6	158	26.3	48	2
12/20	at Baltimore	Kamar Aiken	8	128	16.0	48t	1

**100-Yard Rushers**

<b>Date</b>	<b>Opponent</b>	<b>Player</b>	<b>Att.</b>	<b>Yds.</b>	<b>Avg.</b>	<b>LG</b>	<b>TD</b>
10/25	vs. Pittsburgh	Le'Veon Bell	17	121	7.1	42	0
12/27	vs. Cleveland	Johnny Manziel	11	108	9.8	34	0

**300-Yard Passers**

<b>Date</b>	<b>Opponent</b>	<b>Player</b>	<b>Att.</b>	<b>Comp.</b>	<b>Yds.</b>	<b>LG</b>	<b>TD</b>
9/28	at Green Bay	Aaron Rodgers	35	24	333	52	5
10/4	at Cincinnati	Andy Dalton	24	17	321	55t	1

**2015 KANSAS CITY CHIEFS 100.0+ PASSER RATING  
PASSING GAMES**

Date	Opponent	Player	Att.	Cmp.	Yds.	Cmp. %	Yds/Att.	Yds/Cmp.	TD	TD %	INT	INT%	Long	Sack/Lost	Rating
9/13	at Houston	Alex Smith	33	22	243	66.7%	7.36	11.05	3	9.1%	0	0.0%	42	2/10	118.6
11/1	vs. Detroit	Alex Smith	26	18	145	69.2%	5.58	8.06	2	7.7%	0	0.0%	23	3/15	108.7
11/22	at San Diego	Alex Smith	25	20	253	80.0%	10.12	12.65	0	0.0%	0	0.0%	47	3/21	108.8
11/29	vs. Buffalo	Alex Smith	30	19	255	63.3%	8.50	13.42	2	6.6%	0	0.0%	41t	1/0	112.5
12/6	at Oakland	Alex Smith	22	16	162	72.7%	7.36	10.13	2	9.1%	0	0.0%	26	4/19	123.7
12/20	at Baltimore	Alex Smith	25	21	171	84.0%	6.84	8.14	1	4.0%	0	0.0%	29	3/7	108.5

**2015 OPPONENTS 100.0+ PASSER RATING  
PASSING GAMES**

Date	Opponent	Player	Att.	Cmp.	Yds.	Cmp. %	Yds/Att.	Yds/Cmp.	TD	TD %	INT	INT%	Long	Sack/Lost	Rating
9/28	at Green Bay	Aaron Rodgers	35	24	333	68.5%	9.51	13.88	5	14.3%	0	0.0%	52	1/8	138.5
10/4	at Cincinnati	Andy Dalton	24	17	321	70.8%	13.38	18.88	1	4.2%	0	0.0%	55t	0/0	127.1
11/29	vs. Buffalo	Tyrod Taylor	38	21	291	55.3%	7.66	13.86	3	7.9%	0	0.0%	48	1/5	106.4

***\*Need minimum of 20 attempts to qualify***



2015 KANSAS CITY CHIEFS WEEK-BY-WEEK NFL RANKINGS									
OFFENSE						DEFENSE			
Date	Opponent	Total	Rush	Pass	*Points Scored	Total	Rush	Pass	*Points Allowed
9/13	@ Houston	18	17	T-13	T-11	T-24	17	26	T-12
9/17	DENVER	23	12	25	T-9	15	8	23	T-19
9/28	@ Green Bay	22	T-13	25	8	24	14	28	29
10/4	@ Cincinnati	14	15	13	10	29	14	28	T-31
10/11	CHICAGO	18	18	21	T-14	26	13	27	T-29
10/18	@ Minnesota	20	20	19	22	22	11	25	24
10/25	PITTSBURGH	21	18	19	21	20	11	23	18
11/1	DETROIT	22	13	20	12	16	12	21	15
11/15	@ Denver	24	T-10	25	10	13	8	15	14
11/22	@ San Diego	19	9	24	6	7	4	14	T-8
11/29	BUFFALO	16	6	T-24	T-5	10	9	11	7
12/6	@ Oakland	23	7	26	5	T-10	8	14	T-7
12/13	SAN DIEGO	23	7	27	8	8	7	15	T-4
12/20	@ Baltimore	24	8	28	8	8	7	17	3
12/27	CLEVELAND	25	27	28	9	8	12	12	2
1/3	OAKLAND								
* Includes return scores									

CHIEFS RECORD IN 2015 WHEN. . .			
At home:	4-2	Producing individual 100-yard rusher:	2-1
On the road:	5-3	Allowing individual 100-yard rusher:	2-0
Neutral site:	1-0	Producing individual 300-yard passer:	0-1
In September:	1-2	Allowing individual 300-yard passer:	0-2
In October:	1-3	Producing individual 100-yard receiver:	2-2
In November:	4-0	Allowing individual 100-yard receiver:	4-3
In December/January:	4-0		
		**Producing an ind. 100.0-rating passer:	6-0
Scoring First:	7-2	**Allowing an ind. 100.0-rating passer:	1-2
Opponent Scores First:	3-3		
Leading at halftime:	8-1	Team scores 21 points or more:	8-3
Trailing at halftime:	2-3	Team scores fewer than 21 points:	2-2
Tied at halftime:	0-1	Opponent scores 21 points or more:	1-3
Leading after three quarters:	9-1	Opponent scores fewer than 21 points:	9-2
Trailing after three quarters:	1-3		
Tied after three quarters:	0-1	Outdoors:	9-5
		Indoors:	1-0
Positive turnover ratio:	8-2	Day games:	10-3
Negative turnover ratio:	1-3	Night games:	0-2
Turnover ratio +2 or more:	7-0	Natural grass:	9-3
Turnover ratio +1:	1-2	Artificial surface:	1-2
Turnover ratio even:	1-0		
Turnover ratio -1:	1-2	Vs. teams with winning record at time:	2-3
Turnover ratio -2 or more:	0-1	Vs. teams with losing record at time:	6-1
		Vs. teams with .500 record at time:	2-1
**Need minimum of 20 attempts to qualify			

2015 CHIEFS INDIVIDUAL GAME-BY-GAME STATS														
PASSING:		SMITH												
Date	Opp.	Att.	Cmp.	Yds.	Cmp%	Yds/Att.	Yds/Comp.	TD	TD%	INT	INT%	LG	Sack/Lost	Rating
9/13	@ Houston	33	22	243	66.7%	7.36	11.05	3	9.1%	0	0.0%	42	2/10	118.6
9/17	DENVER	25	16	191	64.0%	7.64	11.94	0	0.0%	2	8.0%	30	4/21	53.9
9/28	@ Green Bay	40	24	290	60.0%	7.25	12.08	1	2.5%	1	2.5%	61	7/39	80.2
10/4	@ Cincinnati	45	31	386	68.8%	8.58	12.45	0	0.0%	0	0.0%	44	5/38	95.2
10/11	CHICAGO	30	16	181	53.3%	6.03	11.31	1	3.3%	0	0.0%	26	3/11	82.8
10/18	@ Minnesota	37	22	282	59.5%	7.62	12.81	1	2.7%	0	0.0%	42t	2/11	92.4
10/25	PITTSBURGH	32	21	251	65.6%	7.84	11.95	1	3.2%	0	0.0%	40	2/12	99.9
11/1	DETROIT	26	18	145	69.2%	5.58	8.06	2	7.7%	0	0.0%	23	3/15	108.7
11/15	@ Denver	31	17	204	54.8%	6.58	12.00	1	3.2%	0	0.0%	80t	2/7	86.0
11/22	@ San Diego	25	20	253	80.0%	10.12	12.65	0	0.0%	0	0.0%	47	3/21	108.8
11/29	BUFFALO	30	19	255	63.3%	8.50	13.42	2	6.6%	0	0.0%	41t	1/0	112.5
12/6	@ Oakland	22	16	162	72.7%	7.36	10.13	2	9.1%	0	0.0%	26	4/19	123.7
12/13	SAN DIEGO	23	15	191	65.2%	8.30	12.73	1	4.3%	1	4.3%	44t	2/12	87.4
12/20	@ Baltimore	25	21	171	84.0%	6.84	8.14	1	4.0%	0	0.0%	29	3/7	108.5
12/27	CLEVELAND	22	15	125	68.2%	5.68	8.33	2	9.1%	1	4.5%	19	1/3	93.9
1/3	OAKLAND													
TOTALS		446	293	3330	65.7%	7.47	11.37	18	4.0%	5	1.1%	80t	44/226	96.7
PASSING:		DANIEL												
Date	Opp.	Att.	Cmp.	Yds.	Cmp%	Yds/Att.	Yds/Comp.	TD	TD%	INT	INT%	LG	Sack/Lost	Rating
9/13	@ Houston													
9/17	DENVER													
9/28	@ Green Bay													
10/4	@ Cincinnati													
10/11	CHICAGO													
10/18	@ Minnesota													
10/25	PITTSBURGH													
11/1	DETROIT	2	2	4	100.0%	2.00	2.00	0	0.0%	0	0.0%	6	0/0	79.2
11/15	@ Denver													
11/22	@ San Diego													
11/29	BUFFALO													
12/6	@ Oakland													
12/13	SAN DIEGO													
12/20	@ Baltimore	0	0	0	0.0%	0.00	0.00	0	0.0%	0	0.0%	--	0/0	--
12/27	CLEVELAND													
1/3	OAKLAND													
TOTALS		2	2	4	100.0%	2.00	2.00	0	0.0%	0	0.0%	6	0/0	79.2
PASSING:		MURRAY												
Date	Opp.	Att.	Cmp.	Yds.	Cmp%	Yds/Att.	Yds/Comp.	TD	TD%	INT	INT%	LG	Sack/Lost	Rating
9/13	@ Houston													
9/17	DENVER													
9/28	@ Green Bay													
10/4	@ Cincinnati													
10/11	CHICAGO													
10/18	@ Minnesota													
10/25	PITTSBURGH													
11/1	DETROIT													
11/15	@ Denver													
11/22	@ San Diego													
11/29	BUFFALO													
12/6	@ Oakland													
12/13	SAN DIEGO													
12/20	@ Baltimore													
12/27	CLEVELAND													
1/3	OAKLAND													
TOTALS		0	0	0	0.0%	0.00	0.00	0	0.0%	0	0.0%	-	0/0	--
PASSING:		MACLIN												
Date	Opp.	Att.	Cmp.	Yds.	Cmp%	Yds/Att.	Yds/Comp.	TD	TD%	INT	INT%	LG	Sack/Lost	Rating
9/13	@ Houston	0	0	0	0.00%	0.00	0.00	0	0.00%	0	0.00%	--	0	--
9/17	DENVER	0	0	0	0.00%	0.00	0.00	0	0.00%	0	0.00%	--	1/3.0	0.0
9/28	@ Green Bay	0	0	0	0.00%	0.00	0.00	0	0.00%	0	0.00%	--	0	--
10/4	@ Cincinnati	0	0	0	0.00%	0.00	0.00	0	0.00%	0	0.00%	--	0	--
10/11	CHICAGO	0	0	0	0.00%	0.00	0.00	0	0.00%	0	0.00%	--	0	--
10/18	@ Minnesota	0	0	0	0.00%	0.00	0.00	0	0.00%	0	0.00%	--	0	--
10/25	PITTSBURGH													
11/1	DETROIT	0	0	0	0.00%	0.00	0.00	0	0.00%	0	0.00%	--	0	--
11/15	@ Denver	0	0	0	0.00%	0.00	0.00	0	0.00%	0	0.00%	--	0	--
11/22	@ San Diego	0	0	0	0.00%	0.00	0.00	0	0.00%	0	0.00%	--	0	--
11/29	BUFFALO	0	0	0	0.00%	0.00	0.00	0	0.00%	0	0.00%	--	0	--
12/6	@ Oakland	0	0	0	0.00%	0.00	0.00	0	0.00%	0	0.00%	--	0	--
12/13	SAN DIEGO	0	0	0	0.00%	0.00	0.00	0	0.00%	0	0.00%	--	0	--
12/20	@ Baltimore	0	0	0	0.00%	0.00	0.00	0	0.00%	0	0.00%	--	0	--
12/27	CLEVELAND	0	0	0	0.00%	0.00	0.00	0	0.00%	0	0.00%	--	0	--
1/3	OAKLAND													
TOTALS		0	0	0	0.0%	0.00	0.00	0	0.0%	0	0.0%	--	1/3.0	0.0

2015 CHIEFS INDIVIDUAL GAME-BY-GAME STATS																
RUSHING:		CHARLES					DANIEL					DAVIS				
Date	Opp.	No.	Yds.	Avg.	LG	TD	No.	Yds.	Avg.	LG	TD	No.	Yds.	Avg.	LG	TD
9/13	@ Houston	16	57	3.6	13	0	Active/Did Not Play					6	16	2.7	10	0
9/17	DENVER	21	125	6.0	34t	1	Active/Did Not Play					3	9	3.0	8t	1
9/28	@ Green Bay	11	49	4.5	13	3	Active/Did Not Play					0	0	0.0	--	0
10/4	@ Cincinnati	11	75	6.8	24	0	Active/Did Not Play					0	0	0.0	--	0
10/11	CHICAGO	12	58	4.8	15	0	Active/Did Not Play					2	2	1.0	4	0
10/18	@ Minnesota	Injured Reserve/Knee					Active/Did Not Play					5	13	2.6	8	0
10/25	PITTSBURGH	Injured Reserve/Knee					Active/Did Not Play					1	2	2.0	2	0
11/1	DETROIT	Injured Reserve/Knee					0	0	0	--	0	4	9	2.3	5	0
11/15	@ Denver	Injured Reserve/Knee					Active/Did Not Play					Inactive				
11/22	@ San Diego	Injured Reserve/Knee					Active/Did Not Play					Inactive				
11/29	BUFFALO	Injured Reserve/Knee					Active/Did Not Play					1	1	1.0	1	0
12/6	@ Oakland	Injured Reserve/Knee					Active/Did Not Play					0	0	0.0	--	0
12/13	SAN DIEGO	Injured Reserve/Knee					Active/Did Not Play					1	6	6.0	6	0
12/20	@ Baltimore	Injured Reserve/Knee					2	-2	-1.0	-1	0	5	14	2.8	6	0
12/27	CLEVELAND	Injured Reserve/Knee					Active/Did Not Play					0	0	0.0	--	0
1/3	OAKLAND															
TOTALS		71	364	5.1	34t	4	2	-2	-1.0	-1	0	28	72	2.6	10	1

RUSHING:		MACLIN					POE					SHERMAN				
Date	Opp.	No.	Yds.	Avg.	LG	TD	No.	Yds.	Avg.	LG	TD	No.	Yds.	Avg.	LG	TD
9/13	@ Houston	0	0	0.0	--	0	0	0	0.0	--	0	0	0	0.0	--	0
9/17	DENVER	1	-2	-2.0	-2	0	0	0	0.0	--	0	0	0	0.0	--	0
9/28	@ Green Bay	0	0	0.0	--	0	0	0	0.0	--	0	0	0	0.0	--	0
10/4	@ Cincinnati	0	0	0.0	--	0	0	0	0.0	--	0	0	0	0.0	--	0
10/11	CHICAGO	0	0	0.0	--	0	0	0	0.0	--	0	0	0	0.0	--	0
10/18	@ Minnesota	0	0	0.0	--	0	0	0	0.0	--	0	1	0	0.0	0	0
10/25	PITTSBURGH	Inactive/Concussion					0	0	0.0	--	0	0	0	0.0	--	0
11/1	DETROIT	0	0	0.0	--	0	0	0	0.0	--	0	0	0	0.0	--	0
11/15	@ Denver	0	0	0.0	--	0	0	0	0.0	--	0	0	0	0.0	--	0
11/22	@ San Diego	0	0	0.0	--	0	1	1	1.0	1t	1	0	0	0.0	--	0
11/29	BUFFALO	0	0	0.0	--	0	0	0	0.0	--	0	0	0	0.0	--	0
12/6	@ Oakland	0	0	0.0	--	0	0	0	0.0	--	0	0	0	0.0	--	0
12/13	SAN DIEGO	1	-2	-2.0	-2	0	0	0	0.0	--	0	0	0	0.0	--	0
12/20	@ Baltimore	0	0	0.0	--	0	0	0	0.0	--	0	0	0	0.0	--	0
12/27	CLEVELAND	0	0	0.0	--	0	0	0	0.0	--	0	0	0	0.0	--	0
1/3	OAKLAND															
TOTALS		2	-4	-2.0	-2	0	1	1	1.0	1t	1	1	0	0.0	0	0

RUSHING:		SMITH					THOMAS					WARE				
Date	Opp.	No.	Yds.	Avg.	LG	TD	No.	Yds.	Avg.	LG	TD	No.	Yds.	Avg.	LG	TD
9/13	@ Houston	9	15	1.7	5	0	1	9	9.0	9	0	Practice Squad				
9/17	DENVER	3	15	5.0	11	0	0	0	0.0	--	0	Practice Squad				
9/28	@ Green Bay	6	33	5.5	19	0	1	-7	-7.0	-7	0	Practice Squad				
10/4	@ Cincinnati	5	25	5.0	10	0	2	-4	-2.0	4	0	Practice Squad				
10/11	CHICAGO	3	21	7.0	8	0	1	5	5.0	5	0	Practice Squad				
10/18	@ Minnesota	2	10	5.0	7	0	1	1	1.0	1	0	0	0	0.0	0	0
10/25	PITTSBURGH	3	5	1.7	7	0	1	13	13.0	13	0	2	8	4.0	5	0
11/1	DETROIT	5	78	15.6	49	1	1	10	10.0	10t	1	2	12	6.0	8	1
11/15	@ Denver	6	33	5.5	17	0	0	0	0.0	--	0	2	4	2.0	4	0
11/22	@ San Diego	7	33	4.7	10	0	1	7	7.0	7	0	11	96	8.7	52	2
11/29	BUFFALO	6	35	5.8	11	0	Inactive/Concussion					19	114	6.0	35	1
12/6	@ Oakland	5	23	4.6	19	1	Inactive/Concussion					7	26	3.7	10t	1
12/13	SAN DIEGO	5	40	8.0	18	0	Inactive/Concussion					8	52	6.5	20	0
12/20	@ Baltimore	4	17	4.3	8	0	Inactive/Concussion					0	0	0.0	--	0
12/27	CLEVELAND	6	54	9.0	29	0	Inactive					5	15	3.0	5	0
1/3	OAKLAND															
TOTALS		75	437	5.8	49	2	9	34	3.8	13	1	56	327	5.8	52	5

RUSHING:		A. WILSON					WEST				
Date	Opp.	No.	Yds.	Avg.	LG	TD	No.	Yds.	Avg.	LG	TD
9/13	@ Houston	0	0	0.0	--	0	0	0	0.0	--	0
9/17	DENVER	0	0	0.0	--	0	0	0	0.0	--	0
9/28	@ Green Bay	0	0	0.0	--	0	0	0	0.0	--	0
10/4	@ Cincinnati	Inactive/Shoulder					5	17	3.4	9	0
10/11	CHICAGO	Inactive/Shoulder					7	31	4.4	9	0
10/18	@ Minnesota	0	0	0.0	--	0	9	33	3.7	9	0
10/25	PITTSBURGH	0	0	0.0	--	0	22	110	5.0	36	1
11/1	DETROIT	0	0	0.0	--	0	20	97	4.9	32	1
11/15	@ Denver	0	0	0.0	--	0	24	69	2.9	15	1
11/22	@ San Diego	0	0	0.0	--	0	11	16	1.5	6	0
11/29	BUFFALO	1	8	8.0	8	0	Inactive/Hamstring				
12/6	@ Oakland	1	5	5.0	5	0	9	35	3.9	18	0
12/13	SAN DIEGO	0	0	0.0	--	0	10	54	5.4	15	0
12/20	@ Baltimore	1	8	8.0	8	0	16	76	4.8	38t	1
12/27	CLEVELAND	2	5	2.5	3	0	14	62	4.4	22	0
1/3	OAKLAND										
TOTALS		5	26	5.2	8	0	147	600	4.1	38t	4

RECEIVING:		AVANT					CHARLES					CONLEY				
Date	Opp.	No.	Yds.	Avg.	LG	TD	No.	Yds.	Avg.	LG	TD	No.	Yds.	Avg.	LG	TD
9/13	@ Houston	0	0	0.0	--	0	5	46	9.2	17	1	0	0	0.0	--	0
9/17	DENVER	0	0	0.0	--	0	4	2	0.5	6	0	0	0	0.0	--	0
9/28	@ Green Bay	2	8	4.0	5	0	5	33	6.6	13	0	1	16	16.0	16	0
10/4	@ Cincinnati	4	43	10.8	13	0	6	70	11.7	25	0	2	53	26.5	44	0
10/11	CHICAGO	0	0	0.0	--	0	1	26	26.0	26	0	1	6	6.0	6	0
10/18	@ Minnesota	1	4	4.0	4	0	Injured Reserve/Knee					3	16	5.3	8	0
10/25	PITTSBURGH	2	11	5.5	6	0	Injured Reserve/Knee					6	63	10.5	25	1
11/1	DETROIT	0	0	0.0	--	0	Injured Reserve/Knee					1	6	6.0	6	0
11/15	@ Denver	0	0	0.0	--	0	Injured Reserve/Knee					0	0	0.0	--	0
11/22	@ San Diego	2	26	13.0	20	0	Injured Reserve/Knee					1	17	17.0	17	0
11/29	BUFFALO	0	0	0.0	--	0	Injured Reserve/Knee					0	0	0.0	--	0
12/6	@ Oakland	0	0	0.0	--	0	Injured Reserve/Knee					0	0	0.0	--	0
12/13	SAN DIEGO	0	0	0.0	--	0	Injured Reserve/Knee					0	0	0.0	--	0
12/20	@ Baltimore	2	12	6.0	6	0	Injured Reserve/Knee					0	0	0.0	--	0
12/27	CLEVELAND	0	0	0.0	--	0	Injured Reserve/Knee					0	0	0.0	--	0
1/3	OAKLAND															
TOTALS		13	104	8.0	20	0	21	177	8.4	26	1	15	177	11.8	44	1

RECEIVING:		DAVIS					HARRIS					KELCE				
Date	Opp.	No.	Yds.	Avg.	LG	TD	No.	Yds.	Avg.	LG	TD	No.	Yds.	Avg.	LG	TD
9/13	@ Houston	1	12	12.0	12	0	0	0	0.0	--	0	6	106	17.7	42t	2
9/17	DENVER	0	0	0.0	--	0	0	0	0.0	--	0	4	58	14.5	29	0
9/28	@ Green Bay	0	0	0.0	--	0	0	0	0.0	--	0	6	80	13.3	38	0
10/4	@ Cincinnati	0	0	0.0	--	0	0	0	0.0	--	0	5	49	9.8	14	0
10/11	CHICAGO	0	0	0.0	--	0	0	0	0.0	--	0	3	35	11.7	16	0
10/18	@ Minnesota	1	12	12.0	12	0	2	15	7.5	9	0	5	88	17.6	37	0
10/25	PITTSBURGH	0	0	0.0	--	0	0	0	0.0	--	0	5	73	14.6	26	0
11/1	DETROIT	0	0	0.0	--	0	0	0	0.0	--	0	6	49	8.2	18	1
11/15	@ Denver	Inactive					0	0	0.0	--	0	5	36	7.2	9	0
11/22	@ San Diego	Inactive					2	26	13.0	25	0	5	46	9.2	16	0
11/29	BUFFALO	0	0	0.0	--	0	0	0	0.0	--	0	4	69	17.3	38	1
12/6	@ Oakland	0	0	0.0	--	0	0	0	0.0	--	0	2	42	21.0	26	0
12/13	SAN DIEGO	0	0	0.0	--	0	2	18	9.0	12	0	3	18	6.0	11	0
12/20	@ Baltimore	0	0	0.0	--	0	0	0	0.0	--	0	6	73	12.2	29	0
12/27	CLEVELAND	0	0	0.0	--	0	0	0	0.0	--	0	6	43	7.2	13t	1
1/3	OAKLAND															
TOTALS		2	24	12.0	12	0	6	59	9.8	25	0	71	865	12.2	42t	5

RECEIVING:		MACLIN					O'SHAUGHNESSY					B. PARKER				
Date	Opp.	No.	Yds.	Avg.	LG	TD	No.	Yds.	Avg.	LG	TD	No.	Yds.	Avg.	LG	TD
9/13	@ Houston	5	52	10.4	20	0	0	0	0.0	0	0	Inactive				
9/17	DENVER	4	57	14.3	30	0	2	54	27.0	30	0	Inactive				
9/28	@ Green Bay	8	141	17.6	61	1	0	0	0.0	--	0	Inactive				
10/4	@ Cincinnati	11	148	13.5	44	0	1	8	8.0	8	0	Inactive				
10/11	CHICAGO	8	85	10.6	23	0	0	0	0.0	--	0	Inactive				
10/18	@ Minnesota	3	48	16.0	39	0	2	23	11.5	13	0	Inactive				
10/25	PITTSBURGH	Inactive/Concussion					1	2	2.0	2	0	Inactive				
11/1	DETROIT	3	35	11.7	17t	1	Inactive					0	0	0.0	--	0
11/15	@ Denver	3	17	5.7	9	0	Inactive/Foot					1	6	6.0	6	0
11/22	@ San Diego	3	29	9.7	10	0	Injured Reserve/Foot					0	0	0.0	--	0
11/29	BUFFALO	9	160	17.8	41t	1	Injured Reserve/Foot					0	0	0.0	--	0
12/6	@ Oakland	9	95	10.6	16	2	Inured Reserve/Foot					0	0	0.0	--	0
12/13	SAN DIEGO	6	68	11.3	21	0	Injured Reserve/Foot					0	0	0.0	--	0
12/20	@ Baltimore	7	50	7.1	13t	1	Injured Reserve/Foot					0	0	0.0	--	0
12/27	CLEVELAND	5	49	9.8	14	1	Injured Reserve/Foot					0	0	0.0	--	0
1/3	OAKLAND															
TOTALS		84	1034	12.3	61	7	6	87	14.5	30	0	1	6	6.0	6	0

RECEIVING:		SHERMAN					THOMAS					WARE				
Date	Opp.	No.	Yds.	Avg.	LG	TD	No.	Yds.	Avg.	LG	TD	No.	Yds.	Avg.	LG	TD
9/13	@ Houston	1	0	0.0	0	0	1	2	2.0	2	0	Practice Squad				
9/17	DENVER	0	0	0.0	--	0	2	20	10.0	12	0	Practice Squad				
9/28	@ Green Bay	0	0	0.0	--	0	2	12	6.0	9	0	Practice Squad				
10/4	@ Cincinnati	0	0	0.0	--	0	1	11	11.0	11	0	Practice Squad				
10/11	CHICAGO	0	0	0.0	--	0	2	24	12.0	19t	1	Practice Squad				
10/18	@ Minnesota	1	13	13.0	13	0	0	0	0.0	--	0	0	0	0.0	--	0
10/25	PITTSBURGH	0	0	0.0	--	0	2	12	6.0	7	0	0	0	0.0	--	0
11/1	DETROIT	0	0	0.0	--	0	3	22	7.3	23	0	0	0	0.0	--	0
11/15	@ Denver	0	0	0.0	--	0	4	37	9.3	36	0	0	0	0.0	--	0
11/22	@ San Diego	0	0	0.0	--	0	0	0	0.0	--	0	1	5	5.0	5	0
11/29	BUFFALO	0	0	0.0	--	0	Inactive/Concussion					3	1	0.3	2	0
12/6	@ Oakland	0	0	0.0	--	0	Inactive/Concussion					2	-1	-0.5	3	0
12/13	SAN DIEGO	0	0	0.0	--	0	Inactive/Concussion					0	0	0.0	--	0
12/20	@ Baltimore	0	0	0.0	--	0	Inactive/Concussion					0	0	0.0	--	0
12/27	CLEVELAND	0	0	0.0	--	0	Inactive					0	0	0.0	--	0
1/3	OAKLAND															
TOTALS		2	13	6.5	13	0	17	140	8.2	36	1	6	5	0.8	5	0

RECEIVING:		WEST					WILSON				
Date	Opp.	No.	Yds.	Avg.	LG	TD	No.	Yds.	Avg.	LG	TD
9/13	@ Houston	0	0	0.0	--	0	3	25	8.3	13	0
9/17	DENVER	0	0	0.0	--	0	0	0	0.0	--	0
9/28	@ Green Bay	0	0	0.0	--	0	0	0	0.0	--	0
10/4	@ Cincinnati	1	4	4.0	4	0	Inactive/Shoulder				
10/11	CHICAGO	1	5	5.0	5	0	Inactive/Shoulder				
10/18	@ Minnesota	1	6	6.0	6	0	3	57	19.0	42t	1
10/25	PITTSBURGH	2	19	9.5	12	0	3	71	23.7	40	0
11/1	DETROIT	4	25	6.3	13	0	3	12	4.0	6	0
11/15	@ Denver	3	92	30.7	80t	1	1	16	16.0	16	0
11/22	@ San Diego	2	48	24.0	47	0	4	56	14.0	27	0
11/29	BUFFALO	Inactive/Hamstring					3	25	8.3	16	0
12/6	@ Oakland	2	9	4.5	7	0	1	17	17.0	17	0
12/13	SAN DIEGO	0	0	0.0	--	0	4	87	21.8	44t	1
12/20	@ Baltimore	2	9	4.5	12	0	4	27	6.8	11	0
12/27	CLEVELAND	1	-1	-1.0	-1	0	3	34	11.3	19	0
1/3	OAKLAND										
TOTALS		19	216	11.4	80t	1	32	427	13.3	44t	2



PUNT RETURNS:		HAMMOND JR.						MACLIN						THOMAS					
Date	Opp.	No.	Yds.	Avg.	LG	FC	TD	No.	Yds.	Avg.	LG	FC	TD	No.	Yds.	Avg.	LG	FC	TD
9/13	@ Houston			Inactive				0	0	0.0	--	0	0	5	81	16.2	19	0	0
9/17	DENVER			Inactive				0	0	0.0	--	0	0	4	15	3.8	8	1	0
9/28	@ Green Bay			Inactive				0	0	0.0	--	0	0	5	18	3.6	16	0	0
10/4	@ Cincinnati	0	0	0.0	--	0	0	0	0	0.0	--	0	0	0	0	0.0	--	0	0
10/11	CHICAGO	0	0	0.0	--	0	0	0	0	0.0	--	0	0	3	17	5.7	10	0	0
10/18	@ Minnesota			Inactive				0	0	0.0	--	0	0	2	24	12.0	14	0	0
10/25	PITTSBURGH	0	0	0.0	--	0	0			Inactive/Concussion				1	25	25.0	25	0	0
11/1	DETROIT			Inactive				0	0	0.0	--	0	0	6	41	6.8	37	0	0
11/15	@ Denver			Practice Squad				0	0	0.0	--	0	0	3	6	2.0	11	0	0
11/22	@ San Diego			Practice Squad				2	13	6.5	11	4	0	0	0	0.0	--	0	0
11/29	BUFFALO	0	0	0.0	--	1	0	0	0	0.0	--	0	0			Inactive/Concussion			
12/6	@ Oakland	2	29	14.5	29	2	0	0	0	0.0	--	0	0			Inactive/Concussion			
12/13	SAN DIEGO	4	36	9.0	17	0	0	0	0	0.0	--	0	0			Inactive/Concussion			
12/20	@ Baltimore	3	11	3.7	11	0	0	0	0	0.0	--	0	0			Inactive/Concussion			
12/27	CLEVELAND	2	17	8.5	9	0	0	0	0	0.0	--	0	0			Inactive			
1/3	OAKLAND																		
TOTALS		11	93	8.5	29	3	0	2	13	6.5	11	4	0	29	227	7.8	37	1	0

KICKOFF RETURNS:		DAVIS						SHERMAN						THOMAS					
Date	Opp.	No.	Yds.	Avg.	LG	FC	TD	No.	Yds.	Avg.	LG	FC	TD	No.	Yds.	Avg.	LG	FC	TD
9/13	@ Houston	1	30	30.0	30	0	0	0	0	0.0	--	0	0	0	0	0.0	--	0	0
9/17	DENVER	1	21	21.0	21	0	0	0	0	0.0	--	0	0	0	0	0.0	--	0	0
9/28	@ Green Bay	3	95	31.7	54	0	0	0	0	0.0	--	0	0	1	19	19.0	19	0	0
10/4	@ Cincinnati	4	86	21.5	25	0	0	0	0	0.0	--	0	0	1	23	23.0	23	0	0
10/11	CHICAGO	0	0	0.0	--	0	0	1	11	11.0	11	0	0	1	19	19.0	19	0	0
10/18	@ Minnesota	1	19	19.0	19	0	0	0	0	0.0	--	0	0	1	20	20.0	20	0	0
10/25	PITTSBURGH	2	46	23.0	28	0	0	0	0	0.0	--	0	0	1	30	30.0	30	0	0
11/1	DETROIT	1	50	50.0	50	0	0	0	0	0.0	--	0	0	1	27	27.0	27	0	0
11/15	@ Denver			Inactive				1	9	9.0	9	0	0	0	0	0.0	--	0	0
11/22	@ San Diego			Inactive				0	0	0.0	--	0	0	0	0	0.0	--	0	0
11/29	BUFFALO	4	106	26.5	36	0	0	0	0	0.0	--	0	0			Inactive/Concussion			
12/6	@ Oakland	1	33	33.0	33	0	0	0	0	0.0	--	0	0			Inactive/Concussion			
12/13	SAN DIEGO	1	24	24.0	24	0	0	0	0	0.0	--	0	0			Inactive/Concussion			
12/20	@ Baltimore	1	19	19.0	19	0	0	0	0	0.0	--	0	0			Inactive/Concussion			
12/27	CLEVELAND	4	74	18.5	29	0	0	0	0	0.0	--	0	0			Inactive			
1/3	OAKLAND																		
TOTALS		24	603	25.1	54	0	0	2	20	10.0	11	0	0	6	138	23.0	30	0	0

PUNTING:		COLQUITT							
Date	Opp.	No.	Yds.	Avg.	TB	In 20	LG	Net	Blk
9/13	@ Houston	7	307	43.9	2	4	56	36.1	0
9/17	DENVER	4	210	52.5	0	1	58	52.5	0
9/28	@ Green Bay	6	301	50.2	0	2	61	45.2	0
10/4	@ Cincinnati	1	62	62.0	0	0	62	55.0	0
10/11	CHICAGO	7	331	47.3	1	4	55	41.6	0
10/18	@ Minnesota	6	250	41.7	0	3	55	39.3	0
10/25	PITTSBURGH	3	164	54.7	0	0	57	54.0	0
11/1	DETROIT	4	164	41.0	0	3	46	40.5	0
11/15	@ Denver	5	226	45.2	0	4	59	43.0	0
11/22	@ San Diego	5	203	40.6	0	4	43	40.6	0
11/29	BUFFALO	3	117	39.0	0	0	41	37.3	0
12/6	@ Oakland	5	250	50.0	0	2	55	45.8	0
12/13	SAN DIEGO	4	154	38.5	1	2	48	33.5	0
12/20	@ Baltimore	5	232	46.4	0	3	57	41.0	0
12/27	CLEVELAND	5	184	36.8	1	1	47	29.4	0
1/3	OAKLAND								
TOTALS		70	3,155	45.1	5	33	62	41.2	0

FIELD GOALS:		SANTOS					
Date	Opp.	0-19	20-29	30-39	40-49	50+	TOTAL
9/13	@ Houston	0-0	1-1	0-0	1-1	0-1	2-3
9/17	DENVER	0-0	0-0	1-1	0-0	0-0	1-1
9/28	@ Green Bay	0-0	0-0	0-0	0-0	0-0	0-0
10/4	@ Cincinnati	0-0	2-2	1-1	2-2	2-2	7-7
10/11	CHICAGO	0-0	0-1	1-1	0-0	0-1	1-3
10/18	@ Minnesota	0-0	0-0	0-0	1-1	0-0	1-1
10/25	PITTSBURGH	0-0	2-2	1-1	0-0	0-1	3-4
11/1	DETROIT	0-0	0-0	1-1	0-0	0-0	1-1
11/15	@ Denver	0-0	0-0	2-2	2-3	1-1	5-6
11/22	@ San Diego	0-0	2-2	0-0	0-0	0-0	2-2
11/29	BUFFALO	0-0	0-0	2-2	1-1	0-1	3-4
12/6	@ Oakland	0-0	0-0	0-0	0-0	0-0	0-0
12/13	SAN DIEGO	0-0	0-0	0-0	1-2	0-0	1-2
12/20	@ Baltimore	0-0	0-0	1-1	0-0	1-1	2-2
12/27	CLEVELAND	0-0	0-0	0-0	1-1	0-0	1-1
1/3	OAKLAND						
TOTALS		0-0	7-8	10-10	9-11	4-8	30-37

## 2015 CHIEFS INDIVIDUAL DEFENSIVE GAME-BY-GAME STATS

Date Opp.		ABDULLAH										ALEXANDER										BAILEY													
		Tkl	Ast	Tot	TFL	Sck	INT	FR	FF	Pr	PD	Tkl	Ast	Tot	TFL	Sck	INT	FR	FF	Pr	PD	Tkl	Ast	Tot	TFL	Sck	INT	FR	FF	Pr	PD				
9/13	@ Houston	6	1	7	0	0.0	0	0	0	0	0	0	0	0	0	0	0	0	0	0	0	3	1	4	2	2.0	0	1	0	2	0				
9/17	DENVER	0	0	0	0	0.0	0	0	0	0	0	0	0	0	0	0	0	0	0	0	0	2	0	2	0	0.0	0	0	0	0	0				
9/28	@ Green Bay	0	0	0	0	0.0	0	0	0	0	0	0	0	0	0	0	0	0	0	0	0	0	1	1	0	0	0	0	0	0	1	0			
10/4	@ Cincinnati	2	0	2	0	0.0	0	0	0	0	0	0	0	0	0	0	0	0	0	0	0	2	1	3	0	0.0	0	0	0	0	0	0			
10/11	CHICAGO	3	1	4	0	0.0	0	0	0	0	0	0	0	0	0	0	0	0	0	0	0	5	2	7	1	1.5	0	0	1	2	0	0			
10/18	@ Minnesota	1	0	1	0	0.0	0	0	0	0	0	0	0	0	0	0	0	0	0	0	0	5	3	8	3	1.0	0	0	0	1	2	0			
10/25	PITTSBURGH	1	1	2	0	0.0	0	0	0	0	0	0	0	0	0	0	0	0	0	0	0	3	2	5	0	0.0	0	0	0	0	0	0			
11/1	DETROIT	4	0	4	0	0.0	0	0	0	0	1	0	0	0	0	0	0	0	0	0	0	1	0	1	0	0.0	0	0	0	0	0	0			
11/15	@ Denver	2	0	2	0	0.0	0	0	0	1	0	0	0	0	0	0	0	0	0	0	0	Inactive/Calf													
11/22	@ San Diego	2	2	4	0	0.0	0	0	0	1	0	1	1	2	0	0.0	0	0	0	0	0	Inactive/Calf													
11/29	BUFFALO	1	0	1	0	0.0	0	0	0	0	0	0	0	0	0	0	0	0	0	0	Inactive/Calf														
12/6	@ Oakland	Inactive/Neck/Concussion										0	0	0	0	0.0	0	0	0	0	0	0	Inactive/Calf												
12/13	SAN DIEGO	Inactive/Concussion										0	0	0	0	0.0	0	0	0	0	0	0	1	0	1	0	0.0	0	0	0	0	0	0	0	
12/20	@ Baltimore	Inactive/Concussion										0	0	0	0	0.0	0	0	0	0	0	0	0	1	1	0	0.0	0	0	0	0	0	0	0	
12/27	CLEVELAND	Inactive/Concussion										0	0	0	0	0.0	0	0	0	0	0	0	2	1	3	0	0.0	0	0	0	0	0	0	0	
1/3	OAKLAND																																		
TOTALS		22	5	27	0	0.0	0	0	0	2	1	1	1	2	0	0.0	0	0	0	0	0	24	12	36	6	4.5	0	1	2	7	0	0			

Date Opp.		BERRY										BRANCH										COOPER											
		Tkl	Ast	Tot	TFL	ScK	INT	FR	FF	Pr	PD	Tkl	Ast	Tot	TFL	ScK	INT	FR	FF	Pr	PD	Tkl	Ast	Tot	TFL	ScK	INT	FR	FF	Pr	PD		
9/13	@ Houston	2	0	2	0	0.0	0	0	0	0	1	0	1	1	0	0.0	0	0	0	0	0	Inactive											
9/17	DENVER	4	0	4	0	0.0	0	0	0	0	0	0	0	0	0	0.0	0	0	0	0	0	0	0	0	0	0	0	0	0	0	0	0	
9/28	@ Green Bay	4	1	5	0	0.0	0	0	0	0	0	5	2	7	0	0.0	0	0	0	0	0	1	0	1	0	0.0	0	0	0	0	0	0	
10/4	@ Cincinnati	4	1	5	0	0.0	0	0	0	0	0	0	0	0	0	0.0	0	0	0	0	0	0	0	0	0	0	0.0	0	0	0	0	0	
10/11	CHICAGO	3	0	3	0	0.0	0	0	0	0	2	2	1	3	0	0.0	0	0	0	0	2	Inactive											
10/18	@ Minnesota	3	0	3	0	0.0	0	0	0	0	0	0	0	0	0	0.0	0	0	0	0	0	Inactive											
10/25	PITTSBURGH	3	3	6	0	0.0	1	0	0	0	1	0	0	0	0	0.0	0	0	0	0	0	Inactive											
11/1	DETROIT	3	0	3	0	0.0	0	0	0	0	0	4	0	4	0	0.0	0	0	0	0	0	Inactive											
11/15	@ Denver	2	0	2	0	0.0	1	0	0	0	4	0	0	0	0	0.0	0	0	0	0	0	Inactive											
11/22	@ San Diego	8	0	8	0	0.0	0	0	0	0	0	4	0	4	0	0.0	0	0	0	0	0	1	0	1	0	0.0	0	0	0	0	0	0	
11/29	BUFFALO	5	0	5	0	0.0	0	0	0	0	0	1	0	1	0	0.0	0	0	1	0	0	0	0	0	0	0	0.0	0	0	0	0	0	
12/6	@ Oakland	3	0	3	0	0.0	0	0	0	0	0	3	1	4	0	0.0	1	0	0	0	1	0	0	0	0	0	0.0	0	0	0	0	0	
12/13	SAN DIEGO	4	1	5	0	0.0	0	0	0	0	0	1	1	2	0	0.0	0	0	0	0	0	0	0	0	0	0.0	0	0	0	0	0	0	
12/20	@ Baltimore	4	0	4	0	0.0	0	0	0	0	0	3	1	4	0	0.0	0	1	0	0	0	0	0	0	0	0.0	0	0	0	0	0	0	
12/27	CLEVELAND	3	0	3	0	0.0	0	0	0	0	2	6	0	6	1	0.0	0	0	0	0	0	0	0	0	0	0.0	0	0	0	0	0	0	
1/3	OAKLAND																																
TOTALS		55	6	61	0	0.0	2	0	0	0	10	29	7	36	1	0.0	1	1	1	0	3	2	0	2	0	0.0	0	0	0	0	0	0	0

		DEVITO										FLEMING										FORD													
Date	Opp.	Tkl	Ast	Tot	TFL	Sck	INT	FR	FF	Pr	PD	Tkl	Ast	Tot	TFL	Sck	INT	FR	FF	Pr	PD	Tkl	Ast	Tot	TFL	Sck	INT	FR	FF	Pr	PD				
9/13	@ Houston	0	0	0			0	0	0			7	0	7	0	0.0	0	0	0		0	1	2	0	2	0	0.0	0	0	0		0	0		
9/17	DENVER	2	1	3	1	1.0	0	0	0	1	0	4	1	5	0	0.0	0	0	0		0	2	0	0	0	0	0.0	0	0	0		1	0		
9/28	@ Green Bay	2	0	2	1	0.0	0	0	0	0	0	1	0	1	0	0.0	0	0	0		0	0	1	0	1	0	0.0	0	0	0		0	0		
10/4	@ Cincinnati	0	1	1	0	0.0	0	0	0	0	0	0	0	0	0	0.0	0	0	0		0	0	0	0	0	0	0.0	0	0	0		0	0		
10/11	CHICAGO	0	1	1	0	0.0	0	0	0	0	0	0	0	0	0	0.0	0	0	0		0	0	1	1	2	0	0.0	0	0	0		0	0		
10/18	@ Minnesota	3	1	4	1	0.0	0	0	0	0	0	0	0	0	0	0.0	0	0	0		0	0	0	0	0	0	0.0	0	0	0		0	0		
10/25	PITTSBURGH	Inactive/Concussion										0	0	0	0	0.0	0	0	0		0	0	2	0	2	0	0.0	0	0	0		0	0		
11/1	DETROIT	Inactive/Concussion										0	0	0	0	0.0	0	0	0		0	0	2	0	2	0	0.0	0	0	0		0	1		
11/15	@ Denver	2	0	2	1	1.0	0	0	0	1	0	0	0	0	0	0.0	0	0	0		0	0	0	0	0	0	0.0	0	0	0		0	0		
11/22	@ San Diego	0	1	1	0	0.0	0	0	0	0	0	0	0	0	0	0.0	0	0	0		0	Inactive/Back													
11/29	BUFFALO	0	0	0	0	0.0	0	0	0	0	0	0	0	0	0	0.0	0	0	0		0	Inactive/Back													
12/6	@ Oakland	2	0	2	0	0.0	0	0	0	0	0	0	0	0	0	0.0	0	0	0		0	1	0	1	0	0.0	0	0	0		1	0			
12/13	SAN DIEGO	Inactive/Concussion/Shoulder										0	0	0	0	0.0	0	0	0		0	0	7	0	7	3	3.0	0	0	0		3	1		
12/20	@ Baltimore	0	1	1	0	0.0	0	0	0	0	0	0	0	0	0	0.0	0	0	0		0	2	1	0	1	1	0.0	0	0	0		0	0		
12/27	CLEVELAND	1	0	1	1	0.0	0	0	0	0	0	0	0	0	0	0.0	0	0	0		0	0	1	0	1	1	0.0	0	0	0		3	0		
1/3	OAKLAND																																		
TOTALS		12	6	18	5	2.0	0	0	0	2	0	12	1	13	0	0.0	0	0	0		0	5	18	1	19	5	3.0	0	0	0		8	2		

		GAINES										HALI										HOUSTON												
Date	Opp.	Tkl	Ast	Tot	TFL	Sck	INT	FR	FF	Pr	PD	Tkl	Ast	Tot	TFL	Sck	INT	FR	FF	Pr	PD	Tkl	Ast	Tot	TFL	Sck	INT	FR	FF	Pr	PD			
9/13	@ Houston	0	0	0			0	0	0	0	0	2	1	3	0	0.0	0	0	0	0	0	0	3	0	3	0	1.0	0	0	0	1	0		
9/17	DENVER	3	1	4	0	0.0	0	0	0	0	0	1	0	1	0	0.0	0	0	0	2	0	0	5	1	6	2	2.0	0	0	0	3	1		
9/28	@ Green Bay	2	0	2	0	0.0	0	0	0	0	0	3	0	3	1	1.0	0	0	0	2	0	0	4	0	4	1	0.0	0	0	0	1	0		
10/4	@ Cincinnati	Injured Reserve/Knee										0	1	1	0	0.0	0	0	0	0	0	0	1	2	3	0	0.0	0	0	0	0	0		
10/11	CHICAGO	Injured Reserve/Knee										2	0	2	0	0.0	0	0	0	0	0	0	2	0	2	0	0.0	0	0	0	1	0		
10/18	@ Minnesota	Injured Reserve/Knee										4	1	5	1	0.0	0	0	0	0	0	0	3	0	3	3	1.0	0	0	0	1	2		
10/25	PITTSBURGH	Injured Reserve/Knee										4	1	5	1	2.0	0	0	1	2	0	1	1	2	0	0.0	0	0	0	0	1			
11/1	DETROIT	Injured Reserve/Knee										0	2	2	0	0.5	0	0	0	2	0	2	1	3	1	1.5	1	0	0	2	1			
11/15	@ Denver	Injured Reserve/Knee										4	0	4	1	0.0	0	0	0	1	0	3	0	3	2	2.0	0	0	0	4	0			
11/22	@ San Diego	Injured Reserve/Knee										5	0	5	3	2.0	0	0	0	3	0	1	0	1	0	0.0	1	0	0	0	1			
11/29	BUFFALO	Injured Reserve/Knee										3	1	4	0	1.0	0	0	1	3	0	0	0	0	0	0.0	0	0	0	0	0			
12/6	@ Oakland	Injured Reserve/Knee										3	1	4	2	0.0	0	0	0	1	0	Inactive/Knee												
12/13	SAN DIEGO	Injured Reserve/Knee										5	1	6	2	0.0	0	0	0	1	0	Inactive/Knee												
12/20	@ Baltimore	Injured Reserve/Knee										3	0	3	0	0.0	0	0	0	1	1	Inactive/Knee												
12/27	CLEVELAND	Injured Reserve/Knee										Inactive/Thumb/Knee										Inactive/Knee												
1/3	OAKLAND																																	
TOTALS		5	1	6	0	0.0	0	0	0	0	0	39	9	48	11	6.5	0	0	2	18	1	25	5	30	9	7.5	2	0	1	13	0			

		HOWARD										JOHNSON										MAUGA											
Date	Opp.	Tkl	Ast	Tot	TFL	Sck	INT	FR	FF	Pr	PD	Tkl	Ast	Tot	TFL	Sck	INT	FR	FF	Pr	PD	Tkl	Ast	Tot	TFL	Sck	INT	FR	FF	Pr	PD		
9/13	@ Houston	2	3	5	1	1.0	0	0	0	1	0	6	2	8	2	1.0	0	0	0	1	1	2	3	5	0	0.0	0	0	0	0	0	0	
9/17	DENVER	7	0	7	0	0.0	0	0	0	0	0	2	0	2	0	0.0	0	0	0	0	0	3	0	3	1	0.0	0	0	0	0	0	0	
9/28	@ Green Bay	5	3	8	3	0.0	0	0	0	0	0	8	0	8	0	0.0	0	0	0	0	1	3	1	4	0	0.0	0	0	0	0	0	1	
10/4	@ Cincinnati	0	3	3	0	0.0	0	0	0	0	0	1	1	2	0	0.0	0	0	0	0	0	1	0	1	0	0.0	0	0	0	0	0	0	
10/11	CHICAGO	3	3	6	1	0.5	0	0	0	1	0	5	0	5	0	0.0	0	0	0	0	1	Inactive/Orin/Achilles											
10/18	@ Minnesota	1	1	2	1	0.0	0	0	0	0	0	6	3	9	0	0.0	0	0	0	0	0	Inactive/Groin/Achilles											
10/25	PITTSBURGH	1	2	3	0	0.0	0	1	0	0	0	2	2	4	0	0.0	1	0	0	0	2	2	1	3	0	0.0	Achilles	0	0	0	0	0	
11/1	DETROIT	1	1	2	0	0.0	0	0	0	0	0	5	0	5	1	1.0	0	0	0	1	0	1	0	1	0	0.0	0	0	0	0	0	0	
11/15	@ Denver	3	1	4	0	1.0	0	0	0	1	2	6	1	7	2	1.0	0	0	0	1	0	2	0	2	0	0.0	1	0	0	0	0	1	
11/22	@ San Diego	1	2	3	0	0.0	0	0	0	0	0	8	1	9	0	0.0	0	0	0	0	1	6	1	7	1	1.0	0	0	0	0	1	0	
11/29	BUFFALO	0	2	2	0	0.0	0	1	0	1	0	7	2	9	1	0.0	0	0	0	0	1	9	0	9	1	0.0	0	0	0	0	0	0	
12/6	@ Oakland	1	0	1	0	0.0	0	0	0	0	0	13	1	14	2	1.0	0	0	1	0	0	3	0	3	0	0.0	1	0	0	0	0	1	
12/13	SAN DIEGO	2	0	2	1	1.0	0	0	0	1	0	5	1	6	0	0.0	1	0	0	0	1	1	1	2	1	0.0	0	0	0	0	0	0	
12/20	@ Baltimore	2	1	3	1	1.0	0	0	0	1	0	7	5	12	0	0.0	0	0	0	1	1	0	4	4	8	0	0.0	0	0	0	0	0	
12/27	CLEVELAND	2	0	2	0	0.0	0	0	0	1	0	6	0	6	0	0.0	0	0	0	0	0	7	0	7	0	0.0	0	0	0	0	0	0	
1/3	OAKLAND																																
TOTALS		33	20	53	8	4.5	0	2	1	8	0	87	19	106	8	4.0	2	0	2	5	7	44	11	55	4	1.0	2	0	0	1	3		

		MOSES										NELSON										NUNEZ-ROCHES											
Date	Opp.	Tkl	Ast	Tot	TFL	Sck	INT	FR	FF	Pr	PD	Tkl	Ast	Tot	TFL	Sck	INT	FR	FF	Pr	PD	Tkl	Ast	Tot	TFL	Sck	INT	FR	FF	Pr	PD		
9/13	@ Houston	0	0	0				0	0	0	0																						
9/17	DENVER	Inactive										Inactive										Inactive/Ankle											
9/28	@ Green Bay	Inactive										Inactive										Inactive											
10/4	@ Cincinnati	Inactive										Inactive										Inactive											
10/11	CHICAGO	0	0	0	0	0.0		0	0	0	0	0	0	0	0	0.0		0	0	0	0	0		Inactive									
10/18	@ Minnesota	0	0	0		0	0.0		0	0	0	0	0	0	0	0.0		0	0	0	0	0		1	0	1	0	0.0		0	0	0	0
10/25	PITTSBURGH	0	0	0	0	0.0		0	0	0	0	0	1	0	1	0	0.0		0	0	0	0	0	0	0	0	0	0.0		0	0	0	0
11/1	DETROIT	0	0	0	0	0.0		0	0	0	0	0	0	0	0	0.0		0	0	0	0	0		2	0	2	0	0.0		0	0	0	0
11/15	@ Denver	0	0	0	0	0.0		0	0	0	0	0	0	0	0	0.0		0	0	0	0	0		0	0	0	0	0.0		0	0	0	0
11/22	@ San Diego	0	0	0	0	0.0		0	0	0	0	0	0	0	0	0.0		0	0	0	0	0		1	0	1	0	0.0		0	0	0	0
11/29	BUFFALO	1	0	1	0	0.0		0	0	0	0	0	0	0	0	0.0		0	0	0	0	0		0	0	0	0	0.0		0	0	0	0
12/6	@ Oakland	0	0	0	0	0.0		0	0	0	0	0	0	0	0	0.0		0	0	0	0	0		0	0	0	0	0.0		0	0	0	0
12/13	SAN DIEGO	0	0	0	0	0.0		0	0	0	0	0	0	0	0	0.0		0	0	0	0	0		Inactive									
12/20	@ Baltimore	0	0	0	0	0.0		0	0	0	0	0	0	0	0	0.0		0	0	0	0	0		Inactive									
12/27	CLEVELAND	0	0	0	0	0.0		0	0	0	0	0	0	0	0	0.0		0	0	0	0	0		Inactive									
1/3	OAKLAND																																
TOTALS		1	0	1		0	0.0		0	0	0	0	1	0	1	0	0.0		0	0	0	0	0	4	0	4	0	0.0		0	0	0	0

		PARKER										PETERS										POE											
Date	Opp.	Tkl	Ast	Tot	TFL	Sck	INT	FR	FF	Pr	PD	Tkl	Ast	Tot	TFL	Sck	INT	FR	FF	Pr	PD	Tkl	Ast	Tot	TFL	Sck	INT	FR	FF	Pr	PD		
9/13	@ Houston	2	2	4	0	0.0	0	0	0	0	1	5	2	7	0	0.0	1	0	0	0	3	3	1	1	2	0	0.0	0	0	0	0	0	0
9/17	DENVER	6	0	6	0	0.0	0	0	0	0	0	5	0	5	0	0.0	1	0	0	0	4	0	0	0	0	0.0	0	0	0	0	0	0	
9/28	@ Green Bay	6	0	6	0	0.0	0	0	0	0	0	3	0	3	0	0.0	0	0	0	0	0	3	0	3	0	0.0	0	0	0	0	0	0	0
10/4	@ Cincinnati	5	3	8	0	0.0	0	0	0	0	0	2	1	3	0	0.0	0	0	0	0	0	2	2	4	1	0.0	0	0	0	0	0	0	0
10/11	CHICAGO	2	0	2	0	0.0	0	0	0	0	2	7	0	7	1	0.0	0	0	0	0	1	2	2	4	0	0.0	0	0	0	0	0	0	0
10/18	@ Minnesota	4	0	4	0	0.0	1	0	0	0	2	6	0	6	0	0.0	1	0	0	0	2	Inactive/Ankle											
10/25	PITTSBURGH	1	2	3	0	0.0	0	0	0	0	0	4	0	4	0	0.0	0	0	0	0	0	0	1	1	2	0	0.0	0	0	0	0	0	0
11/1	DETROIT	4	0	4	2	2.0	0	0	0	2	1	3	0	3	0	0.0	0	0	0	0	1	3	0	3	1	1.0	0	0	0	0	1	0	0
11/15	@ Denver	4	1	5	0	0.0	1	0	0	0	2	2	0	2	0	0.0	1	0	0	0	2	1	1	2	0	0.0	0	0	0	0	0	0	0
11/22	@ San Diego	3	0	3	1	0.0	0	0	0	0	1	1	1	2	0	0.0	0	0	0	0	1	3	1	4	1	0.0	0	0	0	0	0	0	0
11/29	BUFFALO	5	0	5	0	0.0	0	0	0	0	1	2	0	2	0	0.0	0	0	0	0	2	2	0	2	0	0.0	0	1	1	0	0	0	0
12/6	@ Oakland	7	0	7	0	0.0	0	0	0	0	0	6	0	6	0	0.0	1	0	1	0	2	2	0	2	0	0.0	0	0	0	0	0	0	0
12/13	SAN DIEGO	4	0	4	1	1.0	0	0	0	1	0	3	2	5	0	0.0	0	0	0	0	1	2	0	2	0	0.0	0	0	0	0	2	1	0
12/20	@ Baltimore	2	2	4	1	1.0	0	0	0	1	0	2	1	3	0	0.0	2	0	0	0	4	4	1	1	2	0	0.0	0	0	0	0	0	0
12/27	CLEVELAND	7	0	7	1	0.0	0	0	0	0	0	1	0	1	0	0.0	1	0	0	0	2	5	1	6	0	0.0	0	0	0	0	0	0	0
1/3	OAKLAND																																
TOTALS		62	10	72	6	4.0	2	0	0	4	11	52	7	59	1	0.0	8	0	1	0	25	28	10	38	3	1.0	0	1	1	3	1		

		SMITH										SORENSEN										WILLIAMS											
Date	Opp.	Tkl	Ast	Tot	TFL	Sck	INT	FR	FF	Pr	PD	Tkl	Ast	Tot	TFL	Sck	INT	FR	FF	Pr	PD	Tkl	Ast	Tot	TFL	Sck	INT	FR	FF	Pr	PD		
9/13	@ Houston	Reserve/Suspended										0	0	0	0	0.0	0	0	0	0	0	0	0	0	0	0	0	0.0	0	0	0	0	0
9/17	DENVER	Reserve/Suspended										0	0	0	0	0.0	0	0	0	0	0	0	0	1	0	1	0	0.0	0	0	0	0	0
9/28	@ Green Bay	Reserve/Suspended										0	0	0	0	0.0	0	0	0	0	0	0	Active/Did Not Play										
10/4	@ Cincinnati	2	1	3	0	0	0	0	0	0	1	0	0	0	0	0.0	0	0	0	0	0	0	1	1	2	0	0.0	0	0	0	0	0	
10/11	CHICAGO	4	0	4	0	0	0	0	0	0	0	0	0	0	0	0.0	0	0	0	0	0	0	0	1	1	0	0	0.0	0	0	0	0	
10/18	@ Minnesota	2	1	3	0	0	0	0	0	0	0	0	0	0	0	0.0	0	0	0	0	0	0	2	1	3	0	0	0	0	0	0	0	
10/25	PITTSBURGH	3	0	3	1	0	0	0	0	0	2	0	0	0	0	0.0	0	0	0	0	0	0	0	0	0	0	0	0.0	0	0	0	0	
11/1	DETROIT	5	0	5	0	0	0	1	0	0	0	3	0	0	0	0.0	0	0	0	0	0	0	0	0	0	0	0	0.0	0	0	0	0	
11/15	@ Denver	3	0	3	0	0	0	1	0	0	0	3	3	0	3	0	0	0	0	0	0	1	0	0	0	0	0.0	0	0	0	0	0	
11/22	@ San Diego	0	0	0	0	0	0	0	0	0	0	0	0	0	0	0.0	0	0	0	0	0	0	0	0	0	0	0	0.0	0	0	0	0	
11/29	BUFFALO	3	0	3	0	0	0	0	0	0	1	0	0	0	0	0.0	0	0	0	0	0	0	0	0	0	0	0	0.0	0	0	0	0	
12/6	@ Oakland	5	0	5	0	0	0	0	0	0	0	3	1	4	1	1.0	0	0	0	0	1	0	0	0	0	0	0.0	0	0	0	0	0	
12/13	SAN DIEGO	3	1	4	0	0	0	0	0	0	0	3	0	3	0	0	0	0	0	0	0	0	0	0	0	0	0	0.0	0	0	0	0	
12/20	@ Baltimore	4	0	4	0	0	0	0	0	0	0	2	3	0	3	0	0	0	0	0	0	1	1	1	2	0	0.0	0	0	0	0	0	
12/27	CLEVELAND	2	0	2	0	0	0	0	0	0	0	1	0	1	0	0	0	0	0	0	0	Active/Did Not Play											
1/3	OAKLAND																																
TOTALS		36	3	39	1	0	0	2	0	0	0	12	13	1	14	1	1.0	0	0	0	0	1	2	5	4	9	0	0	0	0	0	0	0

Date	Opp.	WILSON										ZOMBO									
		Tkl	Ast	Tot	TFL	Sck	INT	FR	FF	Pr	PD	Tkl	Ast	Tot	TFL	Sck	INT	FR	FF	Pr	PD
9/13	@ Houston	0	0	0	0	0.0	0	0	0	0	0	0	0	0	0	0.0	0	0	0	0	0
9/17	DENVER	0	0	0	0	0.0	0	0	0	0	0	0	0	0	0	0.0	0	0	0	0	0
9/28	@ Green Bay	0	0	0	0	0.0	0	0	0	0	0	0	0	0	0	0.0	0	0	0	0	0
10/4	@ Cincinnati	4	4	8	0	0.0	0	0	0	0	0	0	0	0	0	0.0	0	0	0	0	0
10/11	CHICAGO	2	2	4	0	0.0	0	1	0	0	0	0	0	0	0	0.0	0	0	0	0	0
10/18	@ Minnesota	7	1	8	0	0.0	0	0	0	0	0	0	0	0	0	0.0	0	0	0	0	0
10/25	PITTSBURGH	Inactive/Knee										0	0	0	0	0.0	0	0	0	0	0
11/1	DETROIT	Inactive/Knee										0	0	0	0	0.0	0	0	0	0	0
11/15	@ Denver	Inactive/Ankle										0	0	0	0	0.0	0	0	0	0	0
11/22	@ San Diego	Inactive/Ankle										0	0	0	0	0.0	0	0	0	0	0
11/29	BUFFALO	Active, Did Not Play										3	1	4	0	0.0	0	0	0	0	0
12/6	@ Oakland	0	0	0	0	0.0	0	0	0	0	0	2	0	2	2	2.0	0	0	0	2	0
12/13	SAN DIEGO	0	0	0	0	0.0	0	0	0	0	0	0	0	0	0	0.0	0	0	0	0	0
12/20	@ Baltimore	0	0	0	0	0.0	0	0	0	0	0	0	0	0	0	0.0	0	0	0	1	0
12/27	CLEVELAND	0	0	0	0	0.0	0	0	0	0	0	1	0	1	0	0.0	0	0	0	1	1
1/3	OAKLAND																				
TOTALS		13	7	20	0	0.0	0	1	0	0	0	6	1	7	2	2.0	0	0	0	4	1



# 2015 CHIEFS INDIVIDUAL SPECIAL TEAMS GAME-BY-GAME STATS

Date	Opp.	ABDULLAH			ALEXANDER			BRANCH			CONLEY			FLEMING			HAMMOND JR.		
		Tkl	Ast	Tot	Tkl	Ast	Tot	Tkl	Ast	Tot	Tkl	Ast	Tot	Tkl	Ast	Tot	Tkl	Ast	Tot
9/13	@ Houston	0	0	0	2	0	2	0	0	0	0	0	0	0	0	0	Inactive		
9/17	DENVER	0	0	0	1	0	1	0	0	0	0	0	0	0	0	0	Inactive		
9/28	@ Green Bay	0	0	0	1	0	1	0	0	0	0	0	0	1	0	1	Inactive		
10/4	@ Cincinnati	0	0	0	1	0	1	0	0	0	0	0	0	1	0	1	0	0	0
10/11	CHICAGO	0	0	0	0	0	0	0	0	0	0	0	0	2	0	2	1	0	1
10/18	@ Minnesota	1	0	1	1	0	1	0	0	0	0	0	0	0	0	0	Inactive		
10/25	PITTSBURGH	0	0	0	0	0	0	0	0	0	0	0	0	1	1	2	0	0	0
11/1	DETROIT	1	0	1	1	0	1	0	1	1	0	0	0	0	0	0	0	0	0
11/15	@ Denver	0	0	0	0	0	0	0	0	0	0	0	0	0	0	0	Practice Squad		
11/22	@ San Diego	0	0	0	1	0	1	0	0	0	0	0	0	0	0	0	Practice Squad		
11/29	BUFFALO	0	0	0	0	0	0	2	0	2	0	0	0	0	0	0	0	0	0
12/6	@ Oakland	Inactive/Concussion			1	0	1	0	0	0	1	0	1	0	0	0	0	0	0
12/13	SAN DIEGO	Inactive/Concussion			1	0	1	0	0	0	0	0	0	0	0	0	0	0	0
12/20	@ Baltimore	Inactive/Concussion			1	0	1	0	0	0	2	0	2	0	0	0	0	0	0
12/27	CLEVELAND	Inactive/Concussion			0	0	0	0	0	0	1	0	1	1	0	1	0	0	0
1/3	OAKLAND																		
TOTALS		2	0	2	11	0	11	2	1	3	4	0	4	6	1	7	1	0	1

Date	Opp.	HARRIS			MAUGA			MOSES			NELSON			O'SHAUGHNESSY			SANTOS		
		Tkl	Ast	Tot	Tkl	Ast	Tot	Tkl	Ast	Tot	Tkl	Ast	Tot	Tkl	Ast	Tot	Tkl	Ast	Tot
9/13	@ Houston	0	0	0	0	0	0	0	0	0	Inactive			0	0	0	0	0	0
9/17	DENVER	0	0	0	0	0	0	Inactive			Inactive			0	0	0	0	0	0
9/28	@ Green Bay	0	0	0	1	0	1	Inactive			Inactive			1	0	1	0	0	0
10/4	@ Cincinnati	0	0	0	0	0	0	Inactive			Inactive			0	0	0	0	0	0
10/11	CHICAGO	0	0	0	Inactive/Thigh/Achilles			0	0	0	0	0	0	0	0	0	0	0	0
10/18	@ Minnesota	0	0	0	Inactive/Thigh/Achilles			0	0	0	1	0	1	0	0	0	0	0	0
10/25	PITTSBURGH	0	0	0	0	0	0	0	0	0	0	0	0	0	0	0	0	0	0
11/1	DETROIT	0	1	1	0	0	0	0	0	0	0	0	0	Inactive			0	0	0
11/15	@ Denver	0	0	0	0	0	0	0	0	0	0	0	0	Inactive/Foot			0	0	0
11/22	@ San Diego	0	0	0	0	0	0	0	0	0	0	0	0	Injured Reserve/Foot			0	0	0
11/29	BUFFALO	0	1	1	0	0	0	0	0	0	3	0	3	Injured Reserve/Foot			0	0	0
12/6	@ Oakland	0	0	0	0	0	0	1	1	2	0	0	0	Injured Reserve/Foot			0	0	0
12/13	SAN DIEGO	0	0	0	0	0	0	0	0	0	1	0	1	Injured Reserve/Foot			0	0	0
12/20	@ Baltimore	1	0	1	0	0	0	1	0	1	1	0	1	Injured Reserve/Foot			1	0	1
12/27	CLEVELAND	0	0	0	0	0	0	1	0	1	0	0	0	Injured Reserve/Foot			0	0	0
1/3	OAKLAND																		
TOTALS		1	2	3	1	0	1	3	1	4	6	0	6	1	0	1	1	0	1

Date	Opp.	SHERMAN			SORENSEN			WARE			WEST			A. WILSON			ZOMBO		
		Tkl	Ast	Tot	Tkl	Ast	Tot	Tkl	Ast	Tot	Tkl	Ast	Tot	Tkl	Ast	Tot	Tkl	Ast	Tot
9/13	@ Houston	0	0	0	0	0	0	Practice Squad			1	0	1	0	0	0	0	0	0
9/17	DENVER	0	0	0	0	0	0	Practice Squad			1	0	1	0	0	0	0	0	0
9/28	@ Green Bay	1	0	1	0	0	0	Practice Squad			1	0	1	0	0	0	0	0	0
10/4	@ Cincinnati	1	0	1	1	0	1	Practice Squad			0	0	0	0	0	0	0	0	0
10/11	CHICAGO	0	0	0	0	0	0	Practice Squad			0	0	0	0	0	0	0	0	0
10/18	@ Minnesota	0	0	0	0	0	0	0	0	0	0	0	0	1	0	1	0	0	0
10/25	PITTSBURGH	1	1	2	1	0	1	1	0	1	0	0	0	0	0	0	0	0	0
11/1	DETROIT	1	0	1	1	0	1	1	0	1	0	0	0	0	0	0	1	0	1
11/15	@ Denver	0	0	0	0	0	0	0	0	0	0	0	0	0	0	0	1	0	1
11/22	@ San Diego	0	0	0	0	0	0	0	0	0	0	0	0	0	0	0	0	0	0
11/29	BUFFALO	1	0	1	1	1	2	0	0	0	Inactive/Hamstring			0	0	0	0	0	0
12/6	@ Oakland	0	0	0	1	0	1	0	0	0	0	0	0	0	0	0	2	1	3
12/13	SAN DIEGO	0	0	0	0	0	0	0	0	0	0	0	0	0	0	0	0	0	0
12/20	@ Baltimore	0	0	0	0	0	0	0	0	0	0	0	0	0	0	0	1	0	1
12/27	CLEVELAND	0	0	0	1	0	1	0	0	0	0	0	0	0	0	0	2	0	2
1/3	OAKLAND																		
TOTALS		5	1	6	6	1	7	2	0	2	3	0	3	1	0	1	7	1	8

2015 CHIEFS PLAYER PARTICIPATION																				
	9/13 @ HOU	9/17 DEN	9/28 @ GB	10/4 @ CIN	10/11 CHI	10/18 @ MIN	10/25 PIT	11/1 DET	11/15 @ DEN	11/22 @ SD	11/29 BUF	12/6 @ OAK	12/13 SD	12/20 @ BAL	12/27 CLE	1/3 OAK	REG. SEASON GP/GS			
Abdullah	FS	P	P	FS	P	SS	SS	P	P	P	P	*I	*I	*I	*I		11/4			
Adams	--	PS	PS	PS	PS	--	--	--	PS	PS	PS	PS	PS	PS	PS		0/0			
Alexander	P	P	P	P	P	P	P	P	P	P	P	P	P	P	P		15/0			
Allen	*I	*I	P	P	P	P	RT	LG	LG	LG	LG	LG	*I	*I	LG		11/7			
Avant	P	P	P	P	P	P	P	P	P	P	P	P	P	WR	P		15/1			
Bailey	RDE	RDE	LDE	RDE	RDE	RDE	LDE	RDE	*I	*I	*I	*I	LDE	LDE	RDE		11/11			
Berry	P	FS	FS	SS	FS	FS	FS	FS	FS	FS	FS	FS	FS	FS	FS		15/14			
Branch	P	P	P	P	P	P	P	P	P	P	P	SS	P	P	P		15/1			
Bray	NFI	NFI	NFI	NFI	NFI	NFI	NFI	NFI	NFI	NFI	NFI	NFI	NFI	NFI	NFI		0/0			
Brown	PS	PS	PS	PS	PS	PS	PS	PS	PS	PS	PS	PS	PS	PS	PS		0/0			
Charles	RB	RB	RB	RB	RB	IR	IR	IR	IR	IR	IR	IR	IR	IR	IR		5/5			
Colquitt	P	P	P	P	P	P	P	P	P	P	P	P	P	P	P		15/0			
Conley	P	P	P	WR	WR	P	WR	P	P	P	P	P	WR	P	WR		15/5			
Cook	--	--	--	PS	PS	PS	PS	--	--	--	--	--	--	--	--		0/0			
Cooper	*	P	RCB	P	*	*	*	*	*	P	P	P	P	P	P		9/1			
Daniel	X	X	X	X	X	X	X	P	X	X	X	X	X	X	X		2/0			
Davis	P	P	P	P	P	P	P	P	*	*	P	P	P	P	P		13/0			
DeVito	LDE	LDE	P	P	P	P	*I	*I	RDE	RDE	LDE	P	*I	P	P		12/5			
DiManche	--	--	--	--	--	PS	--	--	--	--	--	--	--	--	--		0/0			
Duvernay-Tardif	RG	RG	RG	P	P	P	RG	RG	RG	RG	RG	RG	RG	RG	RG		15/12			
Fanaika	IR	IR	IR	IR	IR	IR	IR	IR	IR	IR	IR	IR	IR	IR	IR		0/0			
Fangupo	PS	PS	PS	PS	PS	PS	PS	PS	PS	--	--	--	--	--	--		0/0			
Fisher	P	P	RT	RT	RT	RT	LT	LT	LT	LT	LT	LT	LT	LT	LT		15/13			
Fleming	P	P	P	P	P	P	P	P	P	P	P	P	P	P	P		15/0			
Ford	P	P	P	P	P	P	P	P	P	*I	*I	LOLB	LOLB	LOLB	LOLB		13/4			
Fragel	--	--	--	--	--	--	--	--	--	--	--	PS	PS	PS	PS		0/0			
Fulton	P	P	P	RG	RG	RG	P	P	P	P	P	C	LG	LG	P		15/6			
Gaines	RCB	RCB	CB	IR	IR	IR	IR	IR	IR	IR	IR	IR	IR	IR	IR		3/3			
Gibson	PS	PS	PS	PS	PS	PS	PS	PS	PS	PS	PS	PS	PS	PS	PS		0/0			
Grubbs	LG	LG	LG	LG	LG	LG	LG	*I	*I	*I	*I	IR	IR	IR	IR		7/7			
Hakim	--	--	--	--	--	PS	PS	PS	P	P	--	--	--	--	--		2/0			
Hali	ROLB	ROLB	ROLB	ROLB	ROLB	ROLB	ROLB	ROLB	ROLB	ROLB	ROLB	ROLB	ROLB	ROLB	*I		14/14			
Hammond Jr.	*	*	*	P	P	*	P	*	PS	PS	P	P	P	P	P		8/0			
D. Harris	P	TE	TE	TE	P	TE	P	TE	TE	TE	TE	TE	P	P	P		15/9			
J. Harris	PS	PS	PS	PS	PS	--	--	--	--	--	--	--	--	--	--		0/0			
Houston	LOLB	LOLB	LOLB	LOLB	LOLB	LOLB	LOLB	LOLB	LOLB	LOLB	LOLB	*I	*I	*I	*I		11/11			
Howard	NT	NT	P	P	NT	NT	P	LDE	LDE	LDE	RDE	RDE	RDE	RDE	LDE		15/12			
Irving	PS	PS	PS	--	--	--	--	--	--	--	--	--	--	--	--		0/0			
Johnson	LILB	LILB	LILB	LILB	LILB	RILB	LILB	RILB	LILB	LILB	RILB	RILB	RILB	RILB	LILB		15/15			
Kelce	TE	TE	TE	TE	TE	TE	TE	TE	TE	TE	TE	TE	TE	TE	TE		15/15			
Keyes	--	--	--	--	--	--	PS	PS	--	--	--	--	--	--	--		0/0			
King	--	--	--	--	--	--	--	--	--	*	*	*	*	*	*		1/0			
Liedtke	--	--	--	--	--	PS	PS	PS	PS	PS	PS	PS	PS	PS	PS		0/0			
Maclin	WR	WR	WR	WR	WR	WR	*I	WR	WR	WR	WR	WR	WR	WR	WR		14/14			
March	IR	IR	IR	IR	IR	IR	IR	IR	IR	IR	IR	IR	IR	IR	IR		0/0			
Mauga	RILB	RILB	RILB	RILB	*I	*I	RILB	LILB	RILB	RILB	LILB	LILB	LILB	LILB	RILB		13/13			
Morse	C	C	C	C	C	C	C	C	C	C	C	*I	C	C	C		14/14			
Moses	P	*	*	*	*	P	P	P	P	P	P	P	P	P	P		12/0			
Munyer	PS	PS	PS	PS	PS	--	--	--	--	--	--	P	PS	PS	PS		1/0			
Murray	*	*	*	*	*	*	*	*	*	*	*	*	*	*	*		0/0			
Nelson	*	*	*	*	*	P	P	P	P	P	P	P	P	P	P		11/0			
Nunez-Roches	*I	*I	*	*	*	P	P	P	P	P	P	P	*	*	*		7/0			
O'Shaughnessy	P	P	TE	P	P	TE	TE	*	*I	IR	IR	IR	IR	IR	IR		7/3			
B. Parker	*	*	*	*	*	*	*	*	P	P	P	P	P	P	P		8/0			
R. Parker	SS	SS	SS	CB	SS	CB	CB	SS	SS	SS	SS	CB	SS	SS	SS		15/15			
Peters	LCB	LCB	LCB	LCB	LCB	LCB	LCB	LCB	LCB	LCB	LCB	LCB	LCB	LCB	LCB		15/15			
Poe	P	P	NT	NT	LDE	*I	NT	NT	NT	NT	NT	LDE	NT	NT	NT		14/12			
Pughsley	PS	PS	PS	PS	PS	PS	PS	PS	PS	PS	PS	PS	X	P	X		1/0			
Reaves	--	--	--	--	--	PS	PS	PS	PS	PS	PS	PS	PS	PS	PS		0/0			
Reid	RT	RT	*	*	*	*	*	RT	RT	RT	RT	RT	RT	RT	RT		10/10			
Santos	P	P	P	P	P	P	P	P	P	P	P	P	P	P	P		15/0			
Sherman	FB	P	P	P	P	P	P	P	P	P	P	P	P	P	P		15/1			
A. Smith	QB	QB	QB	QB	QB	QB	QB	QB	QB	QB	QB	QB	QB	QB	QB		15/15			
S. Smith	NFL	NFL	NFL	RCB	RCB	RCB	RCB	RCB	RCB	RCB	RCB	RCB	RCB	RCB	RCB		12/12			
Sorensen	P	P	P	P	P	P	P	P	P	P	P	P	P	P	P		15/0			
Staten	--	--	--	PS	PS	PS	PS	PS	PS	PS	PS	PS	PS	PS	PS		0/0			
Stephenson	LT	LT	LT	LT	LT	LT	P	P	P	P	P	P	P	P	P		15/6			
Thomas	P	P	P	P	WR	P	P	P	P	P	P	*I	*I	*I	*		10/1			
Travis	PS	--	--	--	--	--	--	--	--	PS	PS	PS	PS	PS	PS		0/0			
Ware	PS	PS	PS	PS	PS	P	P	P	P	P	RB	P	RB	P	P		10/2			
West	P	P	P	P	P	RB	RB	RB	RB	RB	*I	RB	P	RB	RB		14/8			
F. Williams	PS	PS	PS	--	--	--	--	--	PS	PS	PS	PS	PS	PS	PS		0/0			
N. Williams	P	P	X	P	P	P	P	P	P	P	P	P	P	P	X		13/0			
A. Wilson	WR	WR	P	*I	*I	P	WR	WR	WR	WR	WR	WR	WR	WR	WR		13/11			
R. Wilson	P	P	P	P	RILB	LILB	*I	*I	*I	*I	X	X	P	P	P		9/2			
Winchester	P	P	P	P	P	P	P	P	P	P	P	P	P	P	P		15/0			
Zombo	P	P	P	P	P	P	P	P	P	P	P	P	P	P	ROLB		15/1			
	9/13 @ HOU	9/17 DEN	9/28 @ GB	10/4 @ CIN	10/11 CHI	10/18 @ MIN	10/25 PIT	11/1 DET	11/15 @ DEN	11/22 @ SD	11/29 BUF	12/6 @ OAK	12/13 SD	12/20 @ BAL	12/27 CLE	1/3 OAK	REG. SEASON GP/GS			
Key:	Starters indicated by position P - Played I - Injured/Did Not Play * - On Inactive List X - Did Not Play (Non-Injury) *I - Injured/On Inactive List																	UNS - Unsigned IR - Reserve/Injured PS - Practice Squad -- Not On Roster PUP - Reserve/Physically-Unable-To-	S P I * X	SUS - Team Suspension NFL - League Suspension NFL - Reserve/Non-Football Injury PSI - Practice Squad Injured # - Roster Exemption

## 2015 KANSAS CITY CHIEFS GAME-BY-GAME STARTERS

## OFFENSE

[illegible]

DEFENSE	
1	1
2	2
3	3
4	4
5	5
6	6
7	7
8	8
9	9
10	10
11	11
12	12
13	13
14	14
15	15
16	16
17	17
18	18
19	19
20	20
21	21
22	22
23	23
24	24
25	25
26	26
27	27
28	28
29	29
30	30
31	31
32	32
33	33
34	34
35	35
36	36
37	37
38	38
39	39
40	40
41	41
42	42
43	43
44	44
45	45
46	46
47	47
48	48
49	49
50	50
51	51
52	52
53	53
54	54
55	55
56	56
57	57
58	58
59	59
60	60
61	61
62	62
63	63
64	64
65	65
66	66
67	67
68	68
69	69
70	70
71	71
72	72
73	73
74	74
75	75
76	76
77	77
78	78
79	79
80	80
81	81
82	82
83	83
84	84
85	85
86	86
87	87
88	88
89	89
90	90
91	91
92	92
93	93
94	94
95	95
96	96
97	97
98	98
99	99
100	100

[illegible]

2015 KANSAS CITY CHIEFS CAPTAINS			
Date	Opponent		
9/13	@ Houston	Jamaal Charles Knile Davis	Derrick Johnson
9/17	DENVER	Eric Berry Dustin Colquitt	Alex Smith
9/28	@ Green Bay	Justin Houston Jeremy Maclin	Frank Zombo
10/4	@ Cincinnati	Tamba Hali Travis Kelce	Cairo Santos
10/11	CHICAGO	Ben Grubbs Ron Parker	Anthony Sherman
10/18	@ Minnesota	Husain Abdullah Allen Bailey	Mitch Morse
10/25	PITTSBURGH	Eric Fisher Jaye Howard	Daniel Sorensen
11/1	DETROIT	Jeff Allen Tyvon Branch	Dontari Poe
11/15	@ Denver	Eric Berry Dustin Colquitt	Alex Smith
11/22	@ San Diego	Mike DeVito Laurent Duvernay-Tardif	Josh Mauga
11/29	BUFFALO	Jason Avant Justin Houston	Travis Kelce
12/6	@ Oakland	Tyvon Branch Marcus Peters	Albert Wilson
12/13	SAN DIEGO	Dee Ford Zach Fulton	Dezman Moses
12/20	@ Baltimore	Jamell Fleming Sean Smith	Jah Reid
12/27	CLEVELAND	Demetrius Harris Derrick Johnson	Charcandrick West
1/3	OAKLAND		



2015 KANSAS CITY CHIEFS INACTIVES			
Date	Opponent	Players	
9/13	@ Houston	Jeff Allen Marcus Cooper Frankie Hammond Jr. Aaron Murray	Steven Nelson Rakeem Nunez-Roches Brian Parker
9/17	DENVER	Jeff Allen Frankie Hammond Jr. Dezman Moses Aaron Murray	Steven Nelson Rakeem Nunez-Roches Brian Parker
9/28	@ Green Bay	Frankie Hammond Jr. Dezman Moses Aaron Murray Steven Nelson	Rakeem Nunez-Roches Brian Parker Jah Reid
10/4	@ Cincinnati	Dezman Moses Aaron Murray Steven Nelson Rakeem Nunez-Roches	Brian Parker Jah Reid Albert Wilson
10/11	CHICAGO	Marcus Cooper Josh Mauga Aaron Murray Rakeem Nunez-Roches	Brian Parker Jah Reid Albert Wilson
10/18	@ Minnesota	Marcus Cooper Frankie Hammond Jr. Josh Mauga Aaron Murray	Brian Parker Dontari Poe Jah Reid
10/25	PITTSBURGH	Marcus Cooper Mike DeVito Jeremy Maclin Aaron Murray	Brian Parker Jah Reid Ramik Wilson
11/1	DETROIT	Marcus Cooper Mike DeVito Ben Grubbs Frankie Hammond Jr.	Aaron Murray James O'Shaughnessy Ramik Wilson
11/15	@ Denver	Allen Bailey Marcus Cooper Knile Davis Ben Grubbs	Aaron Murray James O'Shaughnessy Ramik Wilson
11/22	@ San Diego	Allen Bailey Knile Davis Dee Ford Ben Grubbs	David King Aaron Murray Ramik Wilson
11/29	BUFFALO	Allen Bailey Dee Ford Ben Grubbs David King	Aaron Murray De'Anthony Thomas Charcandrick West
12/6	@ Oakland	Husain Abdullah Allen Bailey Justin Houston David King	Mitch Morse Aaron Murray De'Anthony Thomas
12/13	SAN DIEGO	Husain Abdullah Jeff Allen Mike DeVito Justin Houston	Aaron Murray Rakeem Nunez-Roches De'Anthony Thomas
12/20	@ Baltimore	Husain Abdullah Jeff Allen Justin Houston David King	Aaron Murray Rakeem Nunez-Roches De'Anthony Thomas
12/27	CLEVELAND	Husain Abdullah Tamba Hali Justin Houston David King	Aaron Murray Rakeem Nunez-Roches De'Anthony Thomas
1/3	OAKLAND		

# 2015 TURNOVER CHART

DEFENSIVE TAKEAWAYS					
Date	Opponent	Takeaway	Qtr.	Yd-Line	Result
9/13	@ Houston	M. Peters INT (B. Hoyer)	1	HOU-13	TD
		A. Bailey FR (J. Houston FF)	2	HOU-7	TD
9/17	DENVER	M. Peters INT (P. Manning)	2	KC-45	TD
9/28	@ Green Bay	None			
10/4	@ Cincinnati	None			
10/11	CHICAGO	R. Wilson FR in end zone (A. Bailey FF)	1	End zone	TD
10/18	@ Minnesota	R. Parker INT (T. Bridgewater)	1	End zone	Punt
		M. Peters INT (T. Bridgewater)	4	KC-23	TD
10/25	PITTSBURGH	D. Johnson INT (L. Jones)	2	KC-42	Missed FG
		E. Berry INT (L. Jones)	3	KC-32	TD
		J. Howard FR (T. Hali FF)	4	KC-48	End of Game
11/1	DETROIT	S. Smith INT (M. Stafford)	2	DET-37	FG
		J. Houston INT (M. Stafford)	2	KC-49	TD
11/15	@ Denver	M. Peters INT (P. Manning)	1	KC-41	TD
		S. Smith INT (P. Manning)	1	KC-45	FG
		J. Mauga INT (P. Manning)	2	DEN-28	FG
		R. Parker INT (P. Manning)	3	KC-49	Punt
		E. Berry INT (B. Osweiler)	4	End zone	TD
11/22	@ San Diego	J. Houston INT (P. Rivers)	3	SD-16	TD
11/29	BUFFALO	J. Howard FR (D. Poe FF)	1	KC-28	Punt
		D. Poe FR (T. Hali FF)	3	BUF-31	FG
12/6	@ Oakland	J. Mauga INT (D. Carr)	4	KC-33	TD
		M. Peters INT (D. Carr)	4	KC-29	TD
		T. Branch INT (D. Carr)	4	OAK-38	TD
12/13	SAN DIEGO	D. Johnson INT (P. Rivers)	2	KC-34	FG
12/20	@ Baltimore	T. Branch FR (D. Johnson FF)	1	KC-27	TD
		M. Peters INT (J. Clausen)	4	KC-10	TD
		M. Peters INT (J. Clausen)	4	KC-17	Punt
12/27	CLEVELAND	M. Peters INT (J. Manziel)	2	KC-25	Punt
1/3	OAKLAND				

OFFENSIVE GIVEAWAYS					
Date	Opponent	Giveaway	Qtr.	Yd-Line	Result
9/13	@ Houston	None			
9/17	DENVER	J. Charles fumble (D. Bruton FF; D. Stewart FR)	1	DEN-6	Punt
		A. Smith INT (A. Talib)	2	KC-24	TD
		A. Smith INT (C. Harris Jr.)	4	DEN-10	Punt
		J. Charles fumble (B. Marshall FF; B. Roby FR)	4	KC-21	TD
9/28	@ Green Bay	A. Smith INT (S. Shields)	3	KC-19	TD
10/4	@ Cincinnati	T. Kelce fumble (M. Johnson FF; R. Nelson FR)	3	KC-30	TD
10/11	CHICAGO	None			
10/18	@ Minnesota	C. West fumble (D. Hunter FF; B. Robison FR)	4	MIN-42	Punt
10/25	PITTSBURGH	None			
11/1	DETROIT	None			
11/15	@ Denver	None			
11/22	@ San Diego	None			
11/29	BUFFALO	None			
12/6	@ Oakland	J. Maclin fumble (M. Smith FF; C. Woodson FR)	2	OAK-43	Punt
		T. Kelce fumble (C. Woodson FF & FR)	2	OAK-26	TD
12/13	SAN DIEGO	A. Smith INT (J. Verrett)	2	SD-4	Punt
12/20	@ Baltimore	None			
12/27	CLEVELAND	A. Smith INT (N. Orchard)	2	CLE-13	INT
1/3	OAKLAND				

SPECIAL TEAMS/MISC. TAKEAWAYS					
Date	Opponent	Takeaway	Qtr.	Yd-Line	Result
11/22	@ San Diego	J. Fleming FR (J. Herndon)	4	SD-44	Punt

SPECIAL TEAMS/MISC. GIVEAWAYS					
Date	Opponent	Giveaway	Qtr.	Yd-Line	Result
9/17	DENVER	D. Thomas fumble (B. Fowler FF; T. Davis FR)	2	KC-31	Downs
12/13	SAN DIEGO	F. Hammond fumble (J. Attaochu FF; M. Windt FR)	1	KC-22	Missed FG

<b>Offense:</b>	11 Giveaways 36 Points (5 TDs, 0 FG)	<b>Ratio</b> +15 (28 takes, 13 gives)
<b>Defense:</b>	27 Takeaways 119 Points (15 TDs, 5 FGs)	<b>Points Off Turnovers Ratio</b> +83 (119 scored, 36 allowed)
<b>Special Teams:</b>	2 Giveaways 0 Points (0 TD, 0 FG)	
	1 Takeaway 0 Points (0 TD, 0 FG)	

2015 TAKEAWAY/GIVEAWAY CHART							
Date	Opponent	KC +/- Ratio	KC Takes	Points Off Takes	KC Gives	Points Off Gives	Points Off TO Ratio
9/13	@ Houston	+2	2 (1 FUM, 1 INT)	14	0 (0 FUM, 0 INT)	0	+14
9/17	DENVER	-4	1 (0 FUM, 1 INT)	7	5 (3 FUM, 2 INT)	14	-7
9/28	@ Green Bay	-1	0 (0 FUM, 0 INT)	0	1 (0 FUM, 1 INT)	7	-7
10/4	@ Cincinnati	-1	0 (0 FUM, 0 INT)	0	1 (1 FUM, 0 INT)	8	-8
10/11	CHICAGO	+1	1 (1 FUM, 0 INT)	7	0 (0 FUM, 0 INT)	0	+7
10/18	@ Minnesota	+1	2 (0 FUM, 2 INT)	7	1 (1 FUM, 0 INT)	0	+7
10/25	PITTSBURGH	+3	3 (1 FUM, 2 INT)	7	0 (0 FUM, 0 INT)	0	+7
11/1	DETROIT	+2	2 (0 FUM, 2 INT)	10	0 (0 FUM, 0 INT)	0	+10
11/15	@ Denver	+5	5 (0 FUM, 5 INT)	20	0 (0 FUM, 0 INT)	0	+20
11/22	@ San Diego	+2	2 (1 FUM, 1 INT)	7	0 (0 FUM, 0 INT)	0	+7
11/29	BUFFALO	+2	2 (2 FUM, 0 INT)	3	0 (0 FUM, 0 INT)	0	+3
12/6	@ Oakland	+1	3 (0 FUM, 3 INT)	20	2 (2 FUM, 0 INT)	7	+13
12/13	SAN DIEGO	-1	1 (0 FUM, 1 INT)	3	2 (1 FUM, 1 INT)	0	+3
12/20	@ Baltimore	+3	3 (1 FUM, 2 INT)	14	0 (0 FUM, 0 INT)	0	+14
12/27	CLEVELAND	0	1 (0 FUM, 1 INT)	0	1 (0 FUM, 1 INT)	0	0
1/3	OAKLAND						
	<b>TOTALS</b>	<b>+15</b>	<b>28 (7 FUM, 21 INT)</b>	<b>119</b>	<b>13 (8 FUM, 5 INT)</b>	<b>36</b>	<b>+83</b>

INSIDE THE 20			
Date	Opponent	Offense	Defense
9/13	@ Houston	TD - Pass FG - 27 yards TD - Pass	TD - Pass FG - 34 yards Turnover on Downs TD - Pass
9/17	DENVER	Fumble FG - 35 yards Interception TD - Run	TD-Pass TD-Pass TD-Pass
9/28	@ Green Bay	TD - Run TD - Pass TD - Run TD - Run	TD - Pass TD - Pass FG - 44 yards TD - Pass TD - Pass
10/4	@ Cincinnati	FG - 22 yards FG - 34 yards FG - 29 yards	TD - Run TD - Run TD - Pass TD - Run
10/11	CHICAGO	TD - Pass FG - 35 yards FG Blocked - 27 yards	FG - 30 yards TD - Pass
10/18	@ Minnesota	Turnover on Downs FG - 48 yards	Interception FG - 24 yards TD - Pass
10/25	PITTSBURGH	FG - 30 yards FG - 22 yards FG - 27 yards TD - Run TD - Pass	FG - 24 yards TD - Pass FG - 36 yards
11/1	DETROIT	TD - Run TD - Run FG - 33 yards TD - Run TD - Pass TD - Pass TD - Run	FG - 35 yards
11/15	@ Denver	TD - Run FG - 34 yards FG - 33 yards	Interception TD - Run TD - Pass
11/22	@ San Diego	TD - Run FG - 28 yards FG - 24 yards TD - Run TD - Run	None
11/29	BUFFALO	TD - Run TD - Pass FG - 32 yards End of Game	FG - 27 yards TD - Pass TD - Pass
12/6	@ Oakland	TD - Run TD - Run TD - Run TD - Pass	TD - Run TD - Pass
12/13	SAN DIEGO	None	FG - 30 yards End of Game
12/20	@ Baltimore	TD - Pass FG - 32 yards	TD - Pass Interception
12/27	CLEVELAND	TD - Pass TD - Pass	TD - Run FG - 36 yards
1/3	OAKLAND		

INSIDE THE 20		
Possessions	51	39
Scores	46	34
Touchdowns	29	24
Field Goals	17	10
Total Points in 20	251	194
Fumbles	1	0
Interceptions	1	3
Missed Field Goals	1	0
Lost on Downs	1	1
End of Half/Game	1	1
TDs Outside 20	7	7



GOAL TO GO SITUATIONS			
Date	Opponent	Offense	Defense
9/13	@ Houston	TD - Pass	TD - Pass TD - Pass
9/17	DENVER	Fumble TD - Run	TD - Pass
9/28	@ Green Bay	TD - Run TD - Pass TD - Run TD - Run	TD - Pass TD - Pass TD - Pass TD - Pass
10/4	@ Cincinnati	FG - 22 yards	TD - Run TD - Run TD - Run
10/11	CHICAGO	FG - Blocked	None
10/18	@ Minnesota	None	Interception FG - 24 yards TD - Pass
10/25	PITTSBURGH	FG - 22 yards TD - Run TD - Pass	None
11/1	DETROIT	TD - Run TD - Run TD - Pass TD - Run	None
11/15	@ Denver	TD - Run FG - 33 yards	TD - Run
11/22	@ San Diego	TD - Run FG - 24 yards TD - Run TD - Run	None
11/29	BUFFALO	TD - Run	TD - Pass
12/6	@ Oakland	TD - Run TD - Pass	TD - Run TD - Pass
12/13	SAN DIEGO	None	End of Game
12/20	@ Baltimore	None	TD - Pass
12/27	CLEVELAND	None	TD - Run FG - 36 yards
1/3	OAKLAND		

Goal-To-Go Situations	25	21
Scores	23	19
Touchdowns	19	17
Field Goals	4	2
Total Points	143	123
Fumbles	1	0
Interceptions	0	1
Missed Field Goals	1	0
Lost on Downs	0	0
End of Half/Game	0	1

BIG RUN PLAYS (10+ YARDS)					
Date	Opponent	Chiefs Player	Yds	Opp. Player	Yds
9/13	@ Houston	Knile Davis	10	Alfred Blue	11
		Jamaal Charles	13	Jonathan Grimes	21
		Jamaal Charles	11	Chris Polk	13
		Jamaal Charles	11		
9/17	DENVER	Jamaal Charles	13	C.J. Anderson	14
		<b>Jamaal Charles</b>	<b>34</b>	Ronnie Hillman	16
		Jamaal Charles	13	C.J. Anderson	11
		Alex Smith	11		
9/28	@ Green Bay	Jamaal Charles	10	Randall Cobb	12
		Jamaal Charles	13	James Starks	11
		Alex Smith	19	Alonzo Harris	16
				Eddie Lacy	13
10/4	@ Cincinnati	Jamaal Charles	13	Aaron Rodgers	11
		Jamaal Charles	24	Jeremy Hill	10
		Jamaal Charles	12	<b>Giovani Bernard</b>	<b>13</b>
		Alex Smith	10	Giovani Bernard	16
10/11	CHICAGO	Jamaal Charles	15	Matt Forte	10
				Matt Forte	10
10/18	@ Minnesota			Adrian Peterson	23
				Adrian Peterson	12
				Matt Asiata	11
10/25	PITTSBURGH	De'Anthony Thomas	13	Le'Veon Bell	21
		Charcandrick West	11	Martavis Bryant	13
		Charcandrick West	36	Le'Veon Bell	11
				Le'Veon Bell	42
11/1	DETROIT	<b>De'Anthony Thomas</b>	<b>10</b>	Joique Bell	32
		Alex Smith	49	Joique Bell	12
		<b>Alex Smith</b>	<b>12</b>		
		Charcandrick West	15		
		Alex Smith	10		
		Charcandrick West	32		
11/15	@ Denver	Charcandrick West	15	Ronnie Hillman	11
		Alex Smith	12	Ronnie Hillman	19
		Alex Smith	17		
11/22	@ San Diego	Alex Smith	10	Melvin Gordon	10
		Spencer Ware	52		
		Spencer Ware	20		
11/29	BUFFALO	Spencer Ware	16	LeSean McCoy	12
		Spencer Ware	12	LeSean McCoy	10
		Alex Smith	10	LeSean McCoy	12
		Alex Smith	11	Tyrod Taylor	15
		Spencer Ware	35	Tyrod Taylor	10
12/6	@ Oakland	Alex Smith	19	Lataavius Murray	35
		Charcandrick West	18	Jamize Olawale	13
		<b>Spencer Ware</b>	<b>10</b>		
12/13	SAN DIEGO	Spencer Ware	20	Melvin Gordon	10
		Alex Smith	18		
		Alex Smith	12		
		Charcandrick West	15		
		Charcandrick West	10		
12/20	@ Baltimore	<b>Charcandrick West</b>	<b>38</b>	Terrance West	12
12/27	CLEVELAND	Charcandrick West	22	Isaiah Crowell	28
		Alex Smith	29	Johnny Manziel	23
				Johnny Manziel	34
				<b>Isaiah Crowell</b>	<b>10</b>
				Jordan Poyer	10
				Isaiah Crowell	11
				Johnny Manziel	10
				Duke Johnson Jr.	11
1/3	OAKLAND			Johnny Manziel	11
	<b>TOTALS</b>	<b>47-841 (17.9), 5 TDs</b>		<b>46-702 (15.3), 2 TDs</b>	

BIG PASS PLAYS (20+ YARDS)					
Date	Opponent	Chiefs Players	Yds	Opp. Players	Yds
9/13	@ Houston	Smith - Kelce Smith - Maclin	42 20	Hoyer - Washington Mallett - Shorts	32 20
9/17	DENVER	Smith-O'Shaughnessy Smith-Maclin Smith-O'Shaughnessy Smith-Kelce	24 30 30 29	Manning-Thomas Manning-Thomas	20 22
9/28	@ Green Bay	Smith-Kelce Smith-Kelce Smith-Maclin Smith-Maclin	38 20 31 61	Rodgers-Lacy Rodgers-J. Jones Rodgers-Cobb <b>Rodgers-J. Jones</b> Rodgers-Cobb Rodgers-J. Jones	26 20 27 <b>27</b> 29 52
10/4	@ Cincinnati	Smith-Charles Smith-Maclin Smith-Maclin Smith-Maclin Smith-Conley	25 44 20 33 44	Dalton-Green Dalton-Burkhead Dalton-Sanu Dalton-Eifert <b>Dalton-Tate</b> Dalton-Sanu Dalton-Eifert	36 27 52 23 <b>55</b> 20 30
10/11	CHICAGO	Smith-Charles Smith-Maclin	26 23	Cutler-Wilson <b>Cutler-Wilson</b> Cutler-Meredith	33 <b>22</b> 20
10/18	@ Minnesota	Smith-Maclin <b>Smith-Wilson</b> Smith-Kelce	39 <b>42</b> 37	Bridgewater-Wallace Bridgewater-Diggs Bridgewater-Diggs Bridgewater-Diggs	52 31 20 30
10/25	PITTSBURGH	Smith-Conley Smith-Wilson Smith-Kelce	25 40 26	Jones-Brown Jones-Brown Jones-Brown Jones-Brown	21 21 26 41
11/1	DETROIT	Smith-Thomas	23	Stafford-Johnson <b>Stafford-Moore</b>	30 <b>21</b>
11/15	@ Denver	Smith-Thomas <b>Smith-West</b>	36 <b>80</b>		
11/22	@ San Diego	Smith-West Smith-Harris Smith-Wilson Smith-Wilson Smith-Avant	47 25 27 23 20	Rivers-Inman	27
11/29	BUFFALO	Smith-Maclin <b>Smith-Maclin</b> Smith-Maclin Smith-Kelce	37 <b>41</b> 32 38	Taylor-Watkins <b>Taylor-Watkins</b> Taylor-Watkins <b>Taylor-Watkins</b>	48 <b>28</b> 33 <b>21</b>
12/6	@ Oakland	Smith-Kelce	26	<b>Carr-Crabtree</b> Carr-Cooper	<b>25</b> 23
12/13	SAN DIEGO	Smith-Wilson <b>Smith-Wilson</b> Smith-Maclin	29 <b>44</b> 21	Rivers-Herndon Rivers-Green Rivers-Floyd Rivers-Brown	21 22 41 22
12/20	@ Baltimore	Smith-Kelce Smith-Kelce	21 29	Clausen-Aiken <b>Clausen-Aiken</b> Clausen-Butler	30 <b>48</b> 41
12/27	CLEVELAND			Manziel-Barnidge	24
1/3	OAKLAND				
	<b>TOTALS</b>	<b>41-1,348 (32.9), 5 TDs</b>		<b>45-1,340 (29.8), 8 TDs</b>	

## 2015 ADVANCES CHART

KANSAS CITY ADVANCES					
Date	Opp.	Rushes	Completions	Advances	Outcome
9/13	@ Houston	32	22	54	W 27-20
9/17	DENVER	28	16	44	L 31-24
9/28	@ Green Bay	18	24	42	L 38-28
10/4	@ Cincinnati	23	31	54	L 36-21
10/11	CHICAGO	25	16	41	L 18-17
10/18	@ Minnesota	18	22	40	L 16-10
10/25	PITTSBURGH	29	21	50	W 23-13
11/1	DETROIT	32	20	52	W 45-10
11/15	@ Denver	32	17	49	W 29-13
11/22	@ San Diego	31	20	51	W 33-3
11/29	BUFFALO	27	19	46	W 30-22
12/6	@ Oakland	22	16	38	W 34-20
12/13	SAN DIEGO	25	15	40	W 10-3
12/20	@ Baltimore	28	21	49	W 34-14
12/27	CLEVELAND	27	15	42	W 17-13
1/3	OAKLAND				
<b>TOTALS</b>		<b>397</b>	<b>295</b>	<b>692</b>	

OPPONENT ADVANCES					
Date	Opponent	Rushes	Completions	Advances	Outcome
9/13	@ Houston	21	26	47	W 27-20
9/17	DENVER	22	26	48	L 31-24
9/28	@ Green Bay	32	24	56	L 38-28
10/4	@ Cincinnati	26	17	43	L 36-21
10/11	CHICAGO	26	26	52	L 18-17
10/18	@ Minnesota	35	17	52	L 16-10
10/25	PITTSBURGH	24	16	40	W 23-13
11/1	DETROIT	14	23	37	W 45-10
11/15	@ Denver	16	19	35	W 29-13
11/22	@ San Diego	25	19	44	W 33-3
11/29	BUFFALO	28	21	49	W 30-22
12/6	@ Oakland	24	31	55	W 34-20
12/13	SAN DIEGO	18	24	42	W 10-3
12/20	@ Baltimore	20	26	46	W 34-14
12/27	CLEVELAND	36	13	49	W 17-13
1/3	OAKLAND				
<b>TOTALS</b>		<b>367</b>	<b>328</b>	<b>695</b>	

Chiefs Record When:	
Having 45 or more advances:	7-1
Having 50 or more advances:	4-1
Having less than 45 advances:	3-4
Having less than 50 advances:	6-4
Allowing 45 or more advances:	5-4
Allowing 50 or more advances:	1-3
Allowing less than 45 advances:	5-1
Allowing less than 50 advances:	9-2

**NOTE:** Advances equal to all rushing attempts plus completions.



**2015 KANSAS CITY CHIEFS SCORING DRIVES**

Date	Opp	Acquired	Drive Start	Plays	Yards	Time	First Downs	Scoring Play
9/13	@ HOU	Interception	HOU 13	2	13	0:42	1	Kelce: 10-yard pass from Smith
		Punt	KC 17	8	83	4:12	4	Kelce: 42-yard pass from Smith
		Kickoff	KC 25	10	66	5:20	4	Santos: 27-yard FG
		Punt	KC 48	5	22	2:32	1	Santos: 48-yard FG
		Fumble	HOU 7	1	7	0:06	1	Charles: 7-yard pass from Smith
9/17	DEN	Downs	KC 22	6	78	3:23	3	Charles: 34-yard run
		Kickoff	KC 20	10	63	5:13	3	Santos: 35-yard FG
		Punt	KC 39	6	61	2:15	3	Davis: 8-yard run
9/28	@ GB	Downs	KC 39	3	61	1:06	4	Charles: 9-yard run
		Kickoff	KC 20	11	80	6:22	5	Maclin: 5-yard pass from Smith
		Kickoff	KC 11	7	89	2:14	4	Charles: 4-yard run
		Punt	KC 17	17	83	4:23	7	Charles: 7-yard run
10/4	@ CIN	Kickoff	KC 18	13	78	6:58	4	Santos: 22-yard FG
		Kickoff	KC 20	6	58	3:09	2	Santos: 40-yard FG
		Punt	KC 7	10	60	4:34	4	Santos: 51-yard FG
		Missed FG	KC 34	8	49	4:24	2	Santos: 34-yard FG
		Kickoff	KC 20	8	58	4:06	3	Santos: 40-yard FG
		Kickoff	KC 18	16	71	5:43	5	Santos: 29-yard FG
		Kickoff	KC 20	5	47	2:16	1	Santos: 51-yard FG
10/11	CHI	Punt	KC 46	7	54	3:28	4	Thomas: 19-yard pass from Smith
		Punt	KC 27	11	57	3:00	3	Santos: 35-yard FG
10/18	@ MIN	Punt	KC 43	8	28	3:27	2	Santos: 48-yard FG
		Interception	KC 23	7	77	2:26	4	Wilson: 42-yard pass from Smith
10/25	PIT	Punt	KC 41	10	48	4:08	3	Santos: 30-yard FG
		Kickoff	KC 20	13	77	7:04	4	Santos: 22-yard FG
		Downs	KC 32	8	59	3:41	2	Santos: 27-yard FG
		Interception	KC 47	9	53	5:22	4	West: 1-yard run
		Kickoff	KC 16	8	84	5:04	4	Conley: 6-yard pass from Smith
11/1	DET	Kickoff	KC 44	9	56	5:02	4	Thomas: 10-yard run
		Punt	KC 27	7	73	2:47	3	Smith: 12-yard run
		Interception	DET 37	6	22	2:42	1	Santos: 33-yard FG
		Interception	KC 48	6	52	2:53	3	West: 8-yard run
		Kickoff	KC 39	11	61	6:07	5	Kelce: 2-yard pass from Smith
		Punt	DET 16	2	16	0:46	1	Maclin: 17-yard pass from Smith
		Kickoff	DET 41	2	41	0:41	3	Ware: 4-yard run
11/15	@ DEN	Interception	DEN 31	5	31	2:36	3	West: 4-yard run
		Punt	KC 27	6	43	3:52	1	Santos: 48-yard FG
		Interception	50	8	19	3:31	1	Santos: 49-yard FG
		Interception	DEN 24	4	8	1:21	0	Santos: 34-yard FG
		Punt	KC 39	12	46	2:38	3	Santos: 33-yard FG
		Punt	DEN 41	6	9	2:31	1	Santos: 50-yard FG
		Interception	KC 19	2	81	0:53	1	West: 80-yard pass from Smith
11/22	@ SD	Punt	KC 29	9	71	5:26	3	Poe: 1-yard run
		Kickoff	KC 20	11	70	6:16	3	Santos: 28-yard FG
		Punt	KC 14	9	80	2:14	5	Santos: 24-yard FG
		Punt	KC 23	6	77	3:39	4	Ware: 3-yard run
		Downs	SD 24	3	24	1:41	2	Ware: 3-yard run
11/29	BUF	Punt	KC 20	6	80	3:10	5	Ware: 3-yard run
		Kickoff	KC 20	2	80	0:41	3	Maclin: 41-yard pass from Smith
		Kickoff	KC 36	6	64	3:45	3	Kelce: 15-yard pass from Smith
		Fumble	BUF 34	4	3	1:35	0	Santos: 49-yard FG
		Kickoff	KC 21	10	59	5:11	2	Santos: 38-yard FG
		Punt	KC 11	11	70	6:31	4	Santos: 37-yard FG
12/6	@ OAK	Kickoff	KC 44	9	56	5:27	6	Smith: 3-yard run
		Kickoff	KC 20	9	80	5:44	4	Ware: 10-yard run
		Interception	OAK 2	2	2	0:41	1	Maclin: 1-yard pass from Smith
		Interception	OAK 13	2	13	0:11	1	Maclin: 13-yard pass from Smith
12/13	SD	Punt	KC 4	9	96	5:23	4	Wilson: 44-yard pass from Smith
		Interception	KC 39	4	39	0:27	2	Santos: 40-yard FG
12/20	@ BAL	Kickoff	KC 11	10	89	5:47	4	West: 38-yard run
		Downs	BAL 24	3	24	1:21	2	Maclin: 13-yard pass from Smith
		Punt	KC 36	8	29	3:16	2	Santos: 53-yard FG
		Punt	KC 5	14	81	8:41	5	Santos: 32-yard FG
12/27	CLE	Kickoff	KC 35	11	65	7:08	5	Maclin: 11-yard pass from Smith
		Punt	KC 40	9	39	4:43	2	Santos: 40-yard FG
		Punt	KC 44	5	56	1:03	3	Kelce: 13-yard pass from Smith
1/3	OAK							
	AVG			7.4	54.1	3:34	3.0	
	TOTALS			491	3,569	234:59	196	

# 2015 KANSAS CITY CHIEFS OPPONENTS SCORING DRIVES

Date	Opp	Acquired	Drive Start	Plays	Yards	Time	First Downs	Scoring Play
9/13	@ HOU	Kickoff	HOU 20	8	80	3:42	5	Hopkins: 4-yard pass from Hoyer
		Punt	HOU 20	11	64	2:17	4	Bullock: 34-yard FG
		Missed FG	HOU 41	6	59	2:03	4	Hopkins: 8-yard pass from Mallett
		Punt	HOU 23	10	48	1:24	3	Bullock: 47-yard FG
9/17	DEN	Kickoff	DEN 20	10	80	3:56	5	Sanders: 16-yard pass from Manning
		Interception	KC 15	4	15	1:33	2	Green: 1-yard pass from Manning
		Punt	DEN 42	5	22	1:42	1	McManus: 54-yard FG
		Kickoff	DEN 20	10	80	1:51	5	Sanders: 19-yard pass from Manning
9/28	@ GB	Punt	GB 31	6	69	2:36	5	Montgomery: 8-yard pass from Rodgers
		Punt	GB 11	10	89	5:51	7	Cobb: 3-yard pass from Rodgers
		Kickoff	GB 23	9	51	5:47	3	Crosby: 44-yard FG
		Punt	GB 32	9	68	3:02	4	Jones: 27-yard pass from Rodgers
		Interception	KC 4	1	4	0:04	1	Cobb: 4-yard pass from Rodgers
		Kickoff	GB 20	8	80	3:46	3	Cobb: 4-yard pass from Rodgers
10/4	@ CIN	Kickoff	CIN 20	7	80	3:27	4	Hill: 8-yard run
		Kickoff	CIN 20	7	80	3:42	4	Bernard: 13-yard run
		Punt	CIN 23	7	77	3:08	3	Tate: 55-yard pass from Dalton
		Fumble	KC 5	2	5	0:12	1	Hill: 5-yard run
		Kickoff	CIN 40	8	60	4:38	3	Hill: 1-yard run
10/11	CHI	Kickoff	CHI 20	14	54	7:20	4	Gould: 44-yard FG
		Blocked FG	CHI 15	11	73	5:13	4	Gould: 30-yard FG
		Punt	CHI 12	11	88	4:46	5	Wilson: 22-yard pass from Cutler
		Punt	CHI 33	8	67	1:46	4	Forte: 7-yard pass from Cutler
10/18	@ MIN	Punt	MIN 46	9	48	4:00	2	Walsh: 24-yard FG
		Punt	MIN 49	11	51	6:09	4	Rudolph: 4-yard pass from Bridgewater
		Punt	MIN 27	6	46	2:34	2	Walsh: 45-yard FG
		Kickoff	MIN 20	10	53	4:00	2	Walsh: 45-yard FG
10/25	PIT	Kickoff	PIT 33	14	61	7:48	3	Boswell: 24-yard FG
		Kickoff	PIT 38	6	77	2:43	3	Bryant: 19-yard pass from Jones
		Punt	PIT 28	7	54	3:56	2	Boswell: 36-yard FG
11/1	DET	Kickoff	DET 20	10	63	5:51	4	Prater: 35-yard FG
		Kickoff	DET 23	7	77	2:50	4	Moore: 21-yard pass from Stafford
11/15	@ DEN	Kickoff	DEN 20	12	80	5:43	6	Hillman: 1-yard run
		Missed FG	DEN 38	5	62	1:23	3	Caldwell: 7-yard pass from Osweiler
11/22	@ SD	Kickoff	SD 20	11	46	5:00	3	Lambo: 52-yard FG
11/29	BUF	Kickoff	BUF 23	7	68	3:07	2	Carpenter: 27-yard FG
		Punt	BUF 35	10	65	4:15	4	Watkins: 28-yard pass from Taylor
		Kickoff	BUF 25	9	75	4:28	4	Watkins: 21-yard pass from Taylor
		Kickoff	BUF 30	9	70	4:56	6	McCoy: 10-yard pass from Taylor
12/6	@ OAK	Kickoff	OAK 20	9	80	4:35	5	Murray: 2-yard run
		Fumble	KC 36	4	36	0:40	2	Crabtree: 25-yard pass from Carr
		Kickoff	OAK 17	13	83	7:04	7	Smith: 5-yard pass from Carr
12/13	SD	Missed FG	SD 36	10	52	6:22	3	Lambo: 30-yard FG
12/20	@ BAL	Kickoff	KC 45	6	45	2:43	3	Juszczyk: 1-yard pass from Clausen
		Kickoff	BAL 28	5	72	0:50	2	Aiken: 48-yard pass from Clausen
12/27	CLE	Punt	CLE 44	7	29	3:36	1	Coons: 45-yard FG
		Kickoff	CLE 18	9	82	5:45	5	Crowell: 10-yard run
		Punt	CLE 20	21	62	12:01	6	Coons: 36-yard FG
1/3	OAK							
	AVG			8.5	61.0	3:53	3.6	
	TOTALS			409	2,930	185:55	172	

# **THE LAST TIME** **(Regular Season Games)**

## **PUNT RETURN FOR TOUCHDOWN**

**By K.C.** De'Anthony Thomas ..... 81 yds., OAKLAND ..... 12/14/14  
**By Opp.** Travis Benjamin ..... 93 yds., at Cleveland ..... 12/9/12

## **KICKOFF RETURN FOR TOUCHDOWN**

**By K.C.** Knile Davis ..... 99 yds., ST. LOUIS ..... 10/26/14  
**By Opp.** Jacoby Ford ..... 94 yds., OAKLAND ..... 11/7/10

## **INTERCEPTION RETURN FOR TOUCHDOWN**

**By K.C.** Marcus Peters ..... 90 yds., at Baltimore ..... 12/20/15  
**By Opp.** Darius Butler ..... 32 yds., INDIANAPOLIS ..... 12/23/12

## **FUMBLE RETURN FOR TOUCHDOWN**

**By K.C.** Tyvon Branch ..... 73 yds., at Baltimore ..... 12/20/15  
**By Opp.** Bradley Roby ..... 21 yds., DENVER ..... 9/17/15

## **TWO-SACK GAME**

**By K.C.** Dee Ford (3.0) ..... SAN DIEGO ..... 12/13/15  
**By Opp.** Za'Darius Smith ..... at Baltimore ..... 12/20/15

## **THREE-SACK GAME**

**By K.C.** Dee Ford ..... SAN DIEGO ..... 12/13/15  
**By Opp.** Marcell Dareus ..... at Buffalo ..... 11/9/14

## **TWO-INTERCEPTION GAME**

**By K.C.** Marcus Peters ..... at Baltimore ..... 12/20/15  
**By Opp.** Jason McCourty ..... TENNESSEE ..... 9/7/14

## **SHUTOUT**

**By K.C.** Kansas City 28, Oakland 0 ..... at Oakland ..... 10/23/11  
**By Opp.** Oakland 15, Kansas City 0 ..... at Oakland ..... 12/16/12

## **SAFETY**

**By K.C.** Justin Houston (sacked QB Drew Brees) ... at New Orleans ..... 9/23/12  
**By Opp.** J. Jenkins and R. Starks (sacked QB Alex Smith) ... at Miami ..... 9/21/14

## **MADE TWO-POINT CONVERSION**

**By K.C.** Smith-to-Kelce ..... at Oakland ..... 12/6/15  
**By Opp.** Jeremy Hill run ..... at Cincinnati ..... 10/4/15

## **FAILED TWO-POINT CONVERSION**

**By K.C.** Alex Smith pass ..... at Oakland ..... 12/6/15  
**By Opp.** Tyrod Taylor pass ..... BUFFALO ..... 11/29/15

## **THREE RUSHING TOUCHDOWNS**

**By K.C.** Jamaal Charles (9, 4, 7) ..... at Green Bay ..... 9/28/15  
**By Opp.** Jeremy Hill (8, 5, 1) ..... at Cincinnati ..... 10/4/15

## **THREE TOUCHDOWN PASSES**

**By K.C.** Alex Smith (10, 42, 7) ..... at Houston ..... 9/13/15  
**By Opp.** Tyrod Taylor (28, 21, 10) ..... BUFFALO ..... 11/29/15

## **FOUR TOUCHDOWN PASSES**

**By K.C.** Alex Smith (5) (49, 39, 16, 71, 6) ..... at Oakland ..... 12/15/13  
**By Opp.** Aaron Rodgers (5) (8, 3, 27, 4, 4) ..... at Green Bay ..... 9/28/15

## **TWO RECEIVING TOUCHDOWNS**

**By K.C.** Jeremy Maclin (1, 13) ..... at Oakland ..... 12/6/15  
**By Opp.** Sammy Watkins (28, 21) ..... BUFFALO ..... 11/29/15

## **THREE RECEIVING TOUCHDOWNS**

**By K.C.** Jamaal Charles (4) (49, 39, 16, 71) ..... at Oakland ..... 12/15/13  
**By Opp.** Randall Cobb (3, 4, 4) ..... at Green Bay ..... 9/28/15

**100 YARDS RUSHING**

By K.C. Spencer Ware ..... 114 yds. on 19 carries, BUFFALO..... 11/29/15  
 By Opp. Johnny Manziel ..... 108 yds. on 11 carries, CLEVELAND ..... 12/27/15

**100 YARDS RECEIVING**

By K.C. Jeremy Maclin ..... 160 yds. on 9 recs., BUFFALO..... 11/29/15  
 By Opp. Kamar Aiken..... 128 yds. on 8 recs., at Baltimore ..... 12/20/15

**300 YARDS PASSING**

By K.C. Alex Smith ..... 386 yds. (31 of 45), at Cincinnati..... 10/4/15  
 By Opp. Andy Dalton..... 321 yds. (17 of 24), at Cincinnati..... 10/4/15

**400 YARDS PASSING**

By K.C. Matt Cassel ..... 469 yds. (33 of 53), at Denver ..... 11/14/10  
 By Opp. Peyton Manning ..... 403 yds. (22 of 35), DENVER..... 12/1/13

**100-YARD RUSHER AND 300-YARD PASSER**

By K.C. Jamaal Charles (154) and Matt Cassel (331), CLEVELAND..... 12/20/09  
 By Opp. Montee Ball (117) and Peyton Manning (403), DENVER ..... 12/1/13

**100-YARD RECEIVER AND 300-YARD PASSER**

By K.C. Jeremy Maclin (148) and Alex Smith (386), at Cincinnati..... 10/4/15  
 By Opp. James Jones (139) and Aaron Rodgers (333), at Green Bay ..... 9/28/15

**100-YARD RUSHER, 300-YARD PASSER, 100-YARD RECEIVER**

By K.C. Jamaal Charles (154), Matt Cassel (331) and Chris Chambers (114), CLEVELAND..... 12/20/09  
 By Opp. Montee Ball (117), Eric Decker (174)/Demaryius Thomas (106) and Peyton Manning (403), DENVER ..... 12/1/13

**TWO 100-YARD RECEIVERS**

By K.C. Eddie Kennison (117) and Tony Gonzalez (105), at Cleveland..... 12/3/06  
 By Opp. Eric Decker (174) and Demaryius Thomas (106), DENVER ..... 12/1/13

**PUNT BLOCKED**

By K.C. Shaun Draughn (Michael Koenen punter), at Tampa Bay ..... 10/14/12  
 By Opp. J.T. Thomas (Dustin Colquitt punter), at Jacksonville ..... 9/8/13

**BLOCKED PUNT RETURNED FOR A TOUCHDOWN**

By K.C. Jon McGraw (Jon McGraw recovered in end zone) (Sam Koch punter), at Baltimore ..... 9/13/09  
 By Opp. Kennard Cox (Earl Thomas return, 10 yds.) (Dustin Colquitt punter), at Seattle ..... 11/28/10

**MADE FIELD GOAL OF 50 YARDS OR LONGER**

By K.C. Cairo Santos (53 yards), at Baltimore ..... 12/20/15  
 By Opp. Josh Lambo (52 yards), at San Diego ..... 11/22/15

**FIELD GOAL BLOCKED**

By K.C. Daniel Sorensen (Travis Coons, 51 yards), CLEVELAND ..... 12/27/15  
 By Opp. Pernell McPhee (Cairo Santos, 27 yards), CHICAGO..... 10/11/15

**MISSED PAT**

By K.C. Cairo Santos (wide right), at Oakland..... 12/6/15  
 By Opp. Sebastian Janikowski (left upright), at Oakland..... 12/6/15

**BLOCKED FIELD GOAL RETURNED FOR A TOUCHDOWN**

By K.C. Kevin Ross (Jim Breech, 28 yds.), at Cincinnati..... 12/6/87  
 By Opp. Has Never Happened

**50 POINTS**

By K.C. Kansas City 56, Oakland 31 ..... at Oakland ..... 12/15/13  
 By Opp. Buffalo 54, Kansas City 31 ..... BUFFALO ..... 11/23/08

**40 POINTS**

By K.C. Kansas City 45, Detroit 10..... DETROIT..... 11/1/15  
 By Opp. San Diego 41, Kansas City 38..... SAN DIEGO ..... 11/24/13

**OVERTIME WIN: (Chiefs 14-19-2 in OT)**

By K.C. Kansas City 27, New Orleans 24..... at New Orleans..... 9/23/12  
 By Opp. San Diego 27, Kansas City 24..... at San Diego..... 12/29/13  
 Tie Kansas City 10, Cleveland 10 ..... at Cleveland ..... 11/19/89



A red-tinted photograph of the Kansas City skyline and Arrowhead Stadium. The skyline is visible in the background, and the stadium is in the foreground. The stadium's large "CHIEFS" sign and the Chiefs logo are prominent. The text "KANSAS CITY" is in yellow, and "CHIEFS" is in large white letters with a red outline.

# KANSAS CITY **CHIEFS**

*Last Week's Gamebooks*

**THIS IS CHIEFS KINGDOM**

# National Football League Game Summary

NFL Copyright © 2015 by The National Football League. All rights reserved. This summary and play-by-play is for the express purpose of assisting media in their coverage of the game; any other use of this material is prohibited without the written permission of the National Football League. Updated: 12/28/2015

Date: Sunday, 12/27/2015 **Cleveland Browns at Kansas City Chiefs** Start Time: 12:03 PM CST  
at Arrowhead Stadium, Kansas City, MO

### Game Day Weather

Game Weather: Cloudy Temp: 36° F (2.2° C) Humidity: 91%, Wind: N-NE 16 mph  
Played Outdoor on Turf: Natural Grass Wind Chill: 26

### Officials

Referee: Anderson, Walt (66) Umpire: Hannah, Butch (40) Head Linesman: Stelljes, Steve (22)  
Line Judge: Boston, Byron (18) Side Judge: Hayes, Laird (125) Field Judge: Hall, Eugene (103)  
Back Judge: Prukop, Todd (30) Replay Official: Smith, Billy ()

### Lineups

Cleveland Browns				Kansas City Chiefs			
Offense		Defense		Offense		Defense	
WR	15 M.Moore	RE	94 R.Starks	WR	19 J.Maclin	LDE	96 J.Howard
LT	73 J.Thomas	NT	71 D.Shelton	LT	72 E.Fisher	NT	92 D.Poe
LG	67 A.Pasztor	LE	92 D.Bryant	LG	71 J.Allen	RDE	97 A.Bailey
C	55 A.Mack	MIKE	56 K.Dansby	C	61 M.Morse	LOLB	55 D.Ford
RG	74 C.Erving	WILL	53 C.Robertson	RG	76 L.Duvernay-Tardif	LILB	56 D.Johnson
RT	72 M.Schwartz	OLB	44 N.Orchard	RT	75 J.Reid	RILB	90 J.Mauga
TE	82 G.Barnidge	RCB	22 T.Williams	TE	87 T.Kelce	ROLB	51 F.Zombo
WR	11 T.Benjamin	LCB	43 C.Gaines	WR	12 A.Wilson	LCB	22 M.Peters
QB	2 J.Manziel	CB	36 K.Williams	WR	17 C.Conley	RCB	21 S.Smith
RB	29 D.Johnson Jr	FS	39 T.Gipson	QB	11 A.Smith	SS	38 R.Parker
FB	81 J.Dray	SS	31 D.Whitner	RB	35 C.West	FS	29 E.Berry

### Substitutions

K 6 T.Coons, P 8 A.Lee, WR 10 D.Jennings, WR 18 T.Gabriel, DB 24 J.Bademosi, DB 26 P.Desir, DB 30 I.Campbell, DB 33 J.Poyer, RB 34 I.Crowell, DB 35 D.Jones, RB 41 R.Mostert, LS 47 C.Hughlett, LB 51 B.Mingo, LB 58 C.Kirksey, LB 59 T.Carder, T 64 D.Miller, WR 80 D.Bowe, TE 88 E.Bibbs, DL 93 J.Hughes III, DL 96 X.Cooper, DL 98 J.Meder, LB 99 P.Kruger

### Substitutions

P 2 D.Colquitt, K 5 C.Santos, CB 20 S.Nelson, SS 27 T.Branch, CB 30 J.Fleming, CB 31 M.Cooper, RB 32 S.Ware, RB 34 K.Davis, LS 41 J.Winchester, FB 42 A.Sherman, S 49 D.Sorensen, LB 53 R.Wilson, LB 54 D.Moses, LB 57 D.Alexander, DE 70 M.Devito, G 73 Z.Fulton, T 79 D.Stephenson, WR 81 J.Avant, TE 82 B.Parker, TE 84 D.Harris, WR 85 F.Hammond

### Did Not Play

QB 7 A.Davis, G 65 K.Johnson

### Did Not Play

QB 10 C.Daniel, G 60 J.Pughsley, DE 98 N.Williams

### Not Active

WR 17 T.Pryor, DB 21 J.Gilbert, RB 27 D.Richardson, RB 28 G.Winston, LB 50 J.DiManche, WR 85 R.Hall, LB 95 A.Bryant

### Not Active

QB 7 A.Murray, RB 13 D.Thomas, FS 39 H.Abdullah, LB 50 J.Houston, OLB 91 T.Hali, DE 93 D.King, DE 99 R.Nunez-Roches

### Field Goals (made ( ) & missed)

T.Coons		(45) 51B (36)	C.Santos		(40)		
			1	2	3	4	OT
VISITOR:	Cleveland Browns		0	3	7	3	0
HOME:	Kansas City Chiefs		10	7	0	0	17

### Scoring Plays

Team	Qtr	Time	Play Description (Extra Point) (Drive Info)	Visitor	Home
Chiefs	1	7:52	J.Maclin 11 yd. pass from A.Smith (C.Santos kick) (11-65, 7:08)	0	7
Chiefs	1	2:19	C.Santos 40 yd. Field Goal (9-39, 4:43)	0	10
Browns	2	8:58	T.Coons 45 yd. Field Goal (7-29, 3:36)	3	10
Chiefs	2	0:32	T.Kelce 13 yd. pass from A.Smith (C.Santos kick) (5-56, 1:03)	3	17
Browns	3	9:15	I.Crowell 10 yd. run (T.Coons kick) (9-82, 5:45)	10	17
Browns	4	8:26	T.Coons 36 yd. Field Goal (21-62,12:01)	13	17

Paid Attendance: 69,115

Time: 2:59

Cleveland Browns vs Kansas City Chiefs  
12/27/2015 at Arrowhead Stadium

Final Individual Statistics

Cleveland Browns

RUSHING	ATT	YDS	AVG	LG	TD
J.Manziel	11	108	9.8	34	0
I.Crowell	16	88	5.5	28	1
D.Johnson Jr	8	26	3.3	11	0
J.Poyer	1	10	10.0	10	0
Total	36	232	6.4	34	1

PASSING	ATT	CMP	YDS	SK/YD	TD	LG	IN	RT
J.Manziel	32	13	136	0/0	0	24	1	40.6
Total	32	13	136	0/0	0	24	1	40.6

PASS RECEIVING	TAR	REC	YDS	AVG	LG	TD
G.Barnidge	8	3	47	15.7	24	0
D.Jennings	4	3	37	12.3	15	0
D.Johnson Jr	4	3	15	5.0	8	0
T.Benjamin	5	2	20	10.0	12	0
J.Dray	3	1	18	18.0	18	0
M.Moore	1	1	-1	-1.0	-1	0
T.Gabriel	2	0	0	0.0	0	0
D.Bowe	1	0	0	0.0	0	0
M.Schwartz	1	0	0	0.0	0	0
Total	29	13	136	10.5	24	0

INTERCEPTIONS	NO	YDS	AVG	LG	TD
N.Orchard	1	46	46.0	46	0
Total	1	46	46.0	46	0

PUNTING	NO	YDS	AVG	NET	TB	IN20	LG
A.Lee	3	135	45.0	39.3	0	0	49
Total	3	135	45.0	39.3	0	0	49

PUNT RETURNS	NO	YDS	AVG	FC	LG	TD
T.Benjamin	1	16	16.0	1	16	0
T.Williams	1	1	1.0	0	1	0
[OUT OF BOUNDS]	1	0	0.0	0	0	0
[TOUCHBACK]	1	0	0.0	0	0	0
Total	2	17	8.5	1	16	0

KICKOFF RETURNS	NO	YDS	AVG	FC	LG	TD
D.Jennings	2	46	23.0	0	25	0
R.Mostert	2	30	15.0	0	20	0
Total	4	76	19.0	0	25	0

Kansas City Chiefs

RUSHING	ATT	YDS	AVG	LG	TD
C.West	14	62	4.4	22	0
A.Smith	6	54	9.0	29	0
S.Ware	5	15	3.0	5	0
A.Wilson	2	5	2.5	3	0
Total	27	136	5.0	29	0

PASSING	ATT	CMP	YDS	SK/YD	TD	LG	IN	RT
A.Smith	22	15	125	1/3	2	19	1	93.9
Total	22	15	125	1/3	2	19	1	93.9

PASS RECEIVING	TAR	REC	YDS	AVG	LG	TD
T.Kelce	8	6	43	7.2	<b>13</b>	1
J.Maclin	7	5	49	9.8	14	1
A.Wilson	4	3	34	11.3	19	0
C.West	1	1	-1	-1.0	-1	0
B.Parker	1	0	0	0.0	0	0
J.Avant	1	0	0	0.0	0	0
Total	22	15	125	8.3	19	2

INTERCEPTIONS	NO	YDS	AVG	LG	TD
M.Peters	1	46	46.0	46	0
Total	1	46	46.0	46	0

PUNTING	NO	YDS	AVG	NET	TB	IN20	LG
D.Colquitt	5	184	36.8	29.4	1	1	47
Total	5	184	36.8	29.4	1	1	47

PUNT RETURNS	NO	YDS	AVG	FC	LG	TD
F.Hammond	2	17	8.5	0	9	0
[OUT OF BOUNDS]	1	0	0.0	0	0	0
Total	2	17	8.5	0	9	0

KICKOFF RETURNS	NO	YDS	AVG	FC	LG	TD
K.Davis	4	74	18.5	0	29	0
Total	4	74	18.5	0	29	0

Cleveland Browns

FUMBLES	FUM	LOST	OWN-REC	YDS	TD	FORCED	OPP-REC	YDS	TD	OUT-BDS
Total	0	0	0	0	0	0	0	0	0	0

Kansas City Chiefs

FUMBLES	FUM	LOST	OWN-REC	YDS	TD	FORCED	OPP-REC	YDS	TD	OUT-BDS
A.Smith	1	0	1	-1	0	0	0	0	0	0
Total	1	0	1	-1	0	0	0	0	0	0



**Cleveland Browns vs Kansas City Chiefs**  
**12/27/2015 at Arrowhead Stadium**

# Final Team Statistics

	Visitor Browns	Home Chiefs
<b>TOTAL FIRST DOWNS</b>	21	16
By Rushing	13	6
By Passing	8	8
By Penalty	0	2
<b>THIRD DOWN EFFICIENCY</b>	6-15-40%	4-12-33%
<b>FOURTH DOWN EFFICIENCY</b>	3-4-75%	1-1-100%
<b>TOTAL NET YARDS</b>	368	258
Total Offensive Plays (inc. times thrown passing)	68	50
Average gain per offensive play	5.4	5.2
<b>NET YARDS RUSHING</b>	232	136
Total Rushing Plays	36	27
Average gain per rushing play	6.4	5.0
Tackles for a loss-number and yards	3-4	1-1
<b>NET YARDS PASSING</b>	136	122
Times thrown - yards lost attempting to pass	0-0	1-3
Gross yards passing	136	125
<b>PASS ATTEMPTS-COMPLETIONS-HAD INTERCEPTED</b>	32-13-1	22-15-1
Avg gain per pass play (inc.# thrown passing)	4.3	5.3
<b>KICKOFFS Number-In End Zone-Touchbacks</b>	4-1-0	4-4-0
<b>PUNTS Number and Average</b>	3-45.0	5-36.8
Had Blocked	0	0
<b>FGs - PATs Had Blocked</b>	1-0	0-0
<b>Net Punting Average</b>	39.3	29.4
<b>TOTAL RETURN YARDAGE (Not Including Kickoffs)</b>	63	63
No. and Yards Punt Returns	2-17	2-17
No. and Yards Kickoff Returns	4-76	4-74
No. and Yards Interception Returns	1-46	1-46
<b>PENALTIES Number and Yards</b>	8-83	5-33
<b>FUMBLES Number and Lost</b>	0-0	1-0
<b>TOUCHDOWNS</b>	1	2
Rushing	1	0
Passing	0	2
<b>EXTRA POINTS Made-Attempts</b>	1-1	2-2
Kicking Made-Attempts	1-1	2-2
<b>FIELD GOALS Made-Attempts</b>	2-3	1-1
<b>RED ZONE EFFICIENCY</b>	1-2-50%	2-2-100%
<b>GOAL TO GO EFFICIENCY</b>	1-2-50%	0-0-0%
<b>SAFETIES</b>	0	0
<b>FINAL SCORE</b>	13	17
<b>TIME OF POSSESSION</b>	31:04	28:56

Cleveland Browns vs Kansas City Chiefs  
12/27/2015 at Arrowhead Stadium

# Ball Possession And Drive Chart

## Cleveland Browns

#	Time Recd	Time Lost	Time Poss	How Ball Obtained	Drive Began	# Play	Yds Gain	Yds Pen	Net Yds	1st Down	Last Scrm	How Given Up
1	7:52	7:02	0:50	Kickoff	CLV 8	3	5	0	5	0	CLV 13	Punt
2	2:19	14:48	2:31	Kickoff	CLV 13	4	36	0	36	1	CLV 49	Punt
3	12:34	8:58	3:36	Punt	CLV 44	7	29	0	29	1	KC 27	Field Goal
4	6:22	5:35	0:47	Interception	KC 41	2	1	0	1	0	KC 40	Interception
5	2:05	1:35	0:30	Punt	CLV 10	3	6	0	6	0	CLV 16	Punt
6	0:32	0:00	0:32	Kickoff	CLV 20	4	47	0	47	2	KC 33	Missed FG
7	15:00	9:15	5:45	Kickoff	CLV 18	9	82	0	82	5	* KC 10	Touchdown
8	5:27	8:26	12:01	Punt	CLV 20	21	82	-20	62	6	* KC 18	Field Goal
9	5:35	2:55	2:40	Punt	CLV 42	8	28	0	28	2	KC 30	Downs
10	1:52	0:00	1:52	Punt	CLV 30	10	52	0	52	4	KC 32	End of Game

(264) Average CLV 26

## Kansas City Chiefs

#	Time Recd	Time Lost	Time Poss	How Ball Obtained	Drive Began	# Play	Yds Gain	Yds Pen	Net Yds	1st Down	Last Scrm	How Given Up
1	15:00	7:52	7:08	Kickoff	KC 35	11	70	-5	65	5	* CLV 11	Touchdown
2	7:02	2:19	4:43	Punt	KC 40	9	39	0	39	2	CLV 21	Field Goal
3	14:48	12:34	2:14	Punt	KC 20	3	9	0	9	0	KC 29	Punt
4	8:58	6:22	2:36	Kickoff	KC 18	6	20	40	60	2	CLV 22	Interception
5	5:35	2:05	3:30	Interception	CLV 29	3	5	-10	-5	1	CLV 34	Punt
6	1:35	0:32	1:03	Punt	KC 44	5	56	0	56	3	* CLV 13	Touchdown
7	9:15	5:27	3:48	Kickoff	KC 21	6	32	0	32	2	CLV 47	Punt
8	8:26	5:35	2:51	Kickoff	KC 3	5	20	0	20	1	KC 23	Punt
9	2:55	1:52	1:03	Downs	KC 30	3	6	0	6	0	KC 36	Punt

(282) Average KC 31

\* inside opponent's 20

### Time of Possession by Quarter

	1st	2nd	3rd	4th	OT	Total
<b>Visitor</b> Cleveland Browns	3:09	5:37	11:12	11:06		31:04
<b>Home</b> Kansas City Chiefs	11:51	9:23	3:48	3:54		28:56

### Kickoff Drive No.-Start Average

Browns: 4 - CLV 15

Chiefs: 4 - KC 19



**Cleveland Browns vs Kansas City Chiefs**  
**12/27/2015 at Arrowhead Stadium**

# Final Defensive Statistics

Cleveland Browns	Regular Defensive Plays												Special Teams					Misc			
	TKL	AST	COMB	SK	/ YDS	TFL	Q	IN	PD	FF	FR		TKL	AST	FF	FR	BL	TKL	AST	FF	FR
D.Whitner	6	0	6	0	0	0	0	0	0	0	0	0	0	0	0	0	0	0	0	0	0
C.Gaines	4	0	4	0	0	0	0	0	0	0	0	0	0	0	0	0	0	0	0	0	0
K.Williams	3	1	4	0	0	0	0	0	1	0	0	0	0	0	0	0	0	0	0	0	0
P.Kruger	2	2	4	0	0	0	1	0	0	0	0	0	0	0	0	0	0	0	0	0	0
D.Bryant	3	0	3	0	0	0	1	0	0	0	0	0	0	0	0	0	0	0	0	0	0
T.Williams	3	0	3	0	0	1	0	0	0	0	0	0	0	0	0	0	0	0	0	0	0
T.Gipson	3	0	3	0	0	0	0	0	0	0	0	0	0	0	0	0	0	0	0	0	0
N.Orchard	2	0	2	1	3	1	1	1	1	0	0	0	0	0	0	0	0	0	0	0	0
R.Starks	2	0	2	0	0	2	1	0	0	0	0	0	0	0	0	0	0	0	0	0	0
C.Robertson	2	0	2	0	0	0	0	0	0	0	0	0	1	0	0	0	0	0	0	0	0
D.Shelton	2	0	2	0	0	0	0	0	0	0	0	0	0	0	0	0	0	0	0	0	0
K.Dansby	1	1	2	0	0	0	0	0	0	0	0	0	0	0	0	0	0	0	0	0	0
J.Meder	1	1	2	0	0	0	0	0	0	0	0	0	0	0	0	0	0	0	0	0	0
X.Cooper	1	0	1	0	0	0	0	0	0	0	0	0	0	0	0	0	0	0	0	0	0
J.Hughes III	1	0	1	0	0	0	0	0	0	0	0	0	0	0	0	0	0	0	0	0	0
C.Kirksey	0	1	1	0	0	0	0	0	0	0	0	0	0	0	0	0	0	0	0	0	0
J.Poyer	0	0	0	0	0	0	0	0	0	0	0	0	2	0	0	0	0	0	0	0	0
T.Carder	0	0	0	0	0	0	0	0	0	0	0	0	1	0	0	0	0	0	0	0	0
I.Campbell	0	0	0	0	0	0	0	0	0	0	0	0	1	0	0	0	0	0	0	0	0
P.Desir	0	0	0	0	0	0	0	0	0	0	0	0	1	0	0	0	0	0	0	0	0
Total	36	6	42	1	3	4	4	1	2	0	0		6	0	0	0	0	0	0	0	0

**TKL = Tackle AST = Assist COMB = Combined QH=QB Hit IN = Interception PD = Pass Defense FF = Forced Fumble FR = Fumble Recovery**

Kansas City Chiefs	Regular Defensive Plays												Special Teams					Misc			
	TKL	AST	COMB	SK	/ YDS	TFL	QH	IN	PD	FF	FR	TKL	AST	FF	FR	BL	TKL	AST	FF	FR	
R.Parker	7	0	7	0	0	1	0	0	0	0	0	0	0	0	0	0	0	0	0	0	0
J.Mauga	7	0	7	0	0	0	0	0	0	0	0	0	0	0	0	0	0	0	0	0	0
D.Johnson	6	0	6	0	0	0	0	0	0	0	0	0	0	0	0	0	0	0	0	0	0
T.Branch	6	0	6	0	0	1	0	0	0	0	0	0	0	0	0	0	0	0	0	0	0
D.Poe	5	1	6	0	0	0	0	0	0	0	0	0	0	0	0	0	0	0	0	0	0
E.Berry	3	0	3	0	0	0	0	0	2	0	0	0	0	0	0	0	0	0	0	0	0
A.Bailey	2	1	3	0	0	0	0	0	0	0	0	0	0	0	0	0	0	0	0	0	0
J.Howard	2	0	2	0	0	0	1	0	0	0	0	0	0	0	0	0	0	0	0	0	0
S.Smith	2	0	2	0	0	0	0	0	0	0	0	0	0	0	0	0	0	0	0	0	0
D.Ford	1	0	1	0	0	1	3	0	0	0	0	0	0	0	0	0	0	0	0	0	0
F.Zombo	1	0	1	0	0	0	1	0	1	0	0	2	0	0	0	0	0	0	0	0	0
M.Peters	1	0	1	0	0	0	0	1	2	0	0	0	0	0	0	0	0	0	0	0	0
D.Sorensen	1	0	1	0	0	0	0	0	0	0	0	1	0	0	0	1	0	0	0	0	0
M.Devito	1	0	1	0	0	1	0	0	0	0	0	0	0	0	0	0	0	0	0	0	0
J.Fleming	0	0	0	0	0	0	0	0	0	0	0	1	0	0	0	0	0	0	0	0	0
C.Conley	0	0	0	0	0	0	0	0	0	0	0	1	0	0	0	0	0	0	0	0	0
D.Moses	0	0	0	0	0	0	0	0	0	0	0	1	0	0	0	0	0	0	0	0	0
J.Reid	0	0	0	0	0	0	0	0	0	0	0	0	0	0	0	0	1	0	0	0	0
A.Smith	0	0	0	0	0	0	0	0	0	0	0	0	0	0	0	0	0	0	0	0	1
Total	45	2	47	0	0	4	5	1	5	0	0	6	0	0	0	1	1	0	0	0	1

## First Half Summary

## TIME OF POSSESSION

Browns	8:46
Chiefs	21:14

Scoring Plays					
Team	Qtr	Time	Play Description (Extra Point) (Drive Info)	Visitor	Home
Chiefs	1	7:52	J.Maclin 11 yd. pass from A.Smith (C.Santos kick) (11-65, 7:08)	0	7
Chiefs	1	2:19	C.Santos 40 yd. Field Goal (9-39, 4:43)	0	10
Browns	2	8:58	T.Coons 45 yd. Field Goal (7-29, 3:36)	3	10
Chiefs	2	0:32	T.Kelce 13 yd. pass from A.Smith (C.Santos kick) (5-56, 1:03)	3	17

	Cleveland Browns	Kansas City Chiefs
<b>TOTAL FIRST DOWNS</b>	4	13
First Downs Rushing-Passing-by Penalty	2 - 2 - 0	6 - 5 - 2
<b>THIRD DOWN EFFICIENCY</b>	1-5-20%	4-9-44%
<b>TOTAL NET YARDS</b>	124	200
Total Offensive Plays	21	36
<b>NET YARDS RUSHING</b>	70	111
<b>NET YARDS PASSING</b>	54	89
Gross Yards Passing	54	89
Times thrown-yards lost attempting to pass	0-0	0-0
<b>Pass Attempts-Completions-Had Intercepted</b>	11 - 5 - 1	17 - 11 - 1
<b>Punts-Number and Average</b>	3 - 45	2 - 34
<b>Penalties-Number and Yards</b>	5 - 63	4 - 30
<b>Fumbles-Number and Lost</b>	0 - 0	1 - 0
<b>Red Zone Efficiency</b>	0-0-0%	2-2-100%
<b>Average Drive Start</b>	CLV 26	KC 38

Cleveland Browns									Kansas City Chiefs										
RUSHING		ATT	YDS	AVG	LG	TD			RUSHING		ATT	YDS	AVG	LG	TD				
I.Crowell		5	41	8.2	28	0			A.Smith		6	54	9.0	29	0				
J.Manziel		2	24	12.0	23	0			C.West		6	37	6.2	22	0				
D.Johnson Jr		3	5	1.7	5	0			S.Ware		5	15	3.0	5	0				
									A.Wilson		2	5	2.5	3	0				
Total		10	70	7.0	28	0			Total		19	111	5.8	29	0				
PASSING		ATT	CMP	YDS	SK/YD	TD	LG	IN	RT	PASSING		ATT	CMP	YDS	SK/YD	TD	LG	IN	RT
J.Manziel		11	5	54	0/0	0	24	1	22.5	A.Smith		17	11	89	0/0	2	14	1	92.5
Total		11	5	54	0/0	0	24	1	22.5	Total		17	11	89	0/0	2	14	1	92.5
PASS RECEIVING		TAR	REC	YDS	AVG	LG	TD			PASS RECEIVING		TAR	REC	YDS	AVG	LG	TD		
G.Barnidge		3	1	24	24.0	24	0			T.Kelce		7	5	42	8.4	13	1		
J.Dray		2	1	18	18.0	18	0			J.Maclin		4	3	33	11.0	14	1		
D.Jennings		2	1	8	8.0	8	0			A.Wilson		3	2	15	7.5	10	0		
D.Johnson Jr		2	1	5	5.0	5	0			C.West		1	1	-1	-1.0	-1	0		
M.Moore		1	1	-1	-1.0	-1	0			J.Avant		1	0	0	0.0	0	0		
T.Benjamin		1	0	0	0.0	0	0			B.Parker		1	0	0	0.0	0	0		
Total		11	5	54	10.8	24	0			Total		17	11	89	8.1	14	2		

[illegible]

Cleveland Browns vs Kansas City Chiefs  
12/27/2015 at Arrowhead Stadium

First Half Summary

Kansas City Chiefs				Regular Defensive Plays										Special Teams					Misc			
	TKL	AST	COMB	SK	/ YDS	TFL	QH	IN	PD	FF	FR		TKL	AST	FF	FR	BL		TKL	AST	FF	FR
R.Parker	5	0	5	0	0	1	0	0	0	0	0		0	0	0	0	0		0	0	0	0
D.Johnson	3	0	3	0	0	0	0	0	0	0	0		0	0	0	0	0		0	0	0	0
E.Berry	1	0	1	0	0	0	0	0	1	0	0		0	0	0	0	0		0	0	0	0
T.Branch	1	0	1	0	0	1	0	0	0	0	0		0	0	0	0	0		0	0	0	0
Total	10	0	10	0	0	2	0	0	1	0	0		0	0	0	0	0		0	0	0	0

Play By Play

First Quarter

12/27/2015

CLV wins the coin toss and elects to defer. KC elects to Receive, and CLV elects to defend the west goal.

T.Coons kicks 59 yards from CLV 35 to KC 6. K.Davis to KC 35 for 29 yards (C.Robertson).

Kansas City Chiefs at 15:00, (1st play from scrimmage 14:55)

1-10-KC 35	(14:55) (Shotgun) A.Smith pass short left to J.Maclin to KC 49 for 14 yards (C.Gaines).	P1
<u>1-10-KC 49</u>	(14:18) C.West up the middle to 50 for 1 yard (R.Starks).	
	<i>PENALTY on KC-J.Avant, Offensive Holding, 10 yards, enforced at KC 49 - No Play.</i>	
1-20-KC 39	(13:54) (Shotgun) A.Smith pass short right to A.Wilson to KC 44 for 5 yards (D.Bryant).	
2-15-KC 44	(13:19) (Shotgun) C.West right end pushed ob at CLV 49 for 7 yards (K.Dansby).	
3-8-CLV 49	<i>(12:45) (Shotgun) PENALTY on CLV-P.Kruger, Neutral Zone Infraction, 5 yards, enforced at CLV 49 - No Play.</i>	
3-3-CLV 44	(12:17) (Shotgun) A.Smith scrambles right tackle to CLV 38 for 6 yards (T.Williams).	R2
<u>1-10-CLV 38</u>	(11:33) (Shotgun) A.Wilson left end to CLV 35 for 3 yards (K.Williams).	
2-7-CLV 35	(11:01) A.Smith scrambles right tackle to CLV 29 for 6 yards (D.Whitner).	
3-1-CLV 29	(10:17) C.West up the middle to CLV 26 for 3 yards (C.Robertson).	R3
<u>1-10-CLV 26</u>	(9:30) (Shotgun) A.Smith pass short middle to T.Kelce to CLV 21 for 5 yards (D.Whitner).	
2-5-CLV 21	(8:47) (Shotgun) A.Smith pass short middle to A.Wilson to CLV 11 for 10 yards (K.Williams).	P4
<u>1-10-CLV 11</u>	(8:03) A.Smith pass incomplete short right to B.Parker [R.Starks].	
	Timeout #1 by KC at 07:57.	
2-10-CLV 11	<b>(7:57) (Shotgun) A.Smith pass short middle to J.Maclin for 11 yards, TOUCHDOWN.</b>	P5
	C.Santos extra point is GOOD, Center-J.Winchester, Holder-D.Colquitt.	

CLV 0 KC 7, 11 plays, 65 yards, 1 penalty, 7:08 drive, 7:08 elapsed

C.Santos kicks 69 yards from KC 35 to CLV -4. R.Mostert pushed ob at CLV 21 for 25 yards (J.Fleming).

*PENALTY on CLV-C.Robertson, Offensive Holding, 8 yards, enforced at CLV 16.*

Cleveland Browns at 7:52, (1st play from scrimmage 7:45)

1-10-CLV 8	(7:45) (Shotgun) D.Johnson Jr left end pushed ob at CLV 13 for 5 yards (S.Smith).
2-5-CLV 13	(7:21) J.Manziel pass incomplete deep right to G.Barnidge [D.Ford].
3-5-CLV 13	(7:14) (Shotgun) J.Manziel pass incomplete short left to D.Johnson Jr (E.Berry).
4-5-CLV 13	(7:09) A.Lee punts 47 yards to KC 40, Center-C.Hughlett, out of bounds.

Kansas City Chiefs at 7:02

1-10-KC 40	(7:02) C.West left end pushed ob at CLV 38 for 22 yards (T.Gipson).	R6
<u>1-10-CLV 38</u>	(6:32) S.Ware up the middle to CLV 35 for 3 yards (D.Shelton).	
2-7-CLV 35	(5:53) S.Ware right guard to CLV 32 for 3 yards (N.Orchard).	
3-4-CLV 32	(5:15) A.Smith FUMBLES (Aborted) at CLV 33, and recovers at CLV 33. A.Smith to CLV 33 for no gain (R.Starks).	
4-5-CLV 33	(4:31) (Shotgun) A.Smith scrambles up the middle to CLV 24 for 9 yards (K.Williams).	R7
<u>1-10-CLV 24</u>	(3:53) (Shotgun) C.West up the middle to CLV 25 for -1 yards (R.Starks).	
2-11-CLV 25	(3:17) (Shotgun) A.Smith pass short right to T.Kelce to CLV 21 for 4 yards (K.Williams; P.Kruger).	
3-7-CLV 21	(2:29) (Shotgun) A.Smith pass incomplete short left to T.Kelce.	
4-7-CLV 21	<b>(2:24) C.Santos 40 yard field goal is GOOD, Center-J.Winchester, Holder-D.Colquitt.</b>	

CLV 0 KC 10, 9 plays, 39 yards, 4:43 drive, 12:41 elapsed

C.Santos kicks 65 yards from KC 35 to CLV 0. R.Mostert MUFFS catch, and recovers at CLV 3. R.Mostert to CLV 13 for 10 yards (F.Zombo).

Cleveland Browns at 2:19, (1st play from scrimmage 2:13)

1-10-CLV 13	(2:13) (Shotgun) I.Crowell right guard to CLV 41 for 28 yards (R.Parker).	R1
<u>1-10-CLV 41</u>	(1:32) (Shotgun) I.Crowell up the middle to CLV 45 for 4 yards (D.Johnson).	
2-6-CLV 45	(:59) (Shotgun) J.Manziel pass short left to D.Johnson Jr to 50 for 5 yards (J.Mauga).	
3-1-50	(:10) D.Johnson Jr left tackle to CLV 49 for -1 yards (D.Ford).	

END OF QUARTER

	Score	Time Poss	First Downs				Efficiencies	
			R	P	X	T	3 Down	4 Down
Cleveland Browns	0	3:09	1	0	0	1	0/2	0/0
Kansas City Chiefs	10	11:51	4	3	0	7	2/4	1/1

Second Quarter

12/27/2015

Play By Play

Cleveland Browns continued.

4-2-CLV 49 (15:00) A.Lee punts 39 yards to KC 12, Center-C.Hughlett. F.Hammond to KC 20 for 8 yards (T.Carder).

Kansas City Chiefs at 14:48

1-10-KC 20 (14:48) S.Ware up the middle to KC 21 for 1 yard (D.Whitner).  
2-9-KC 21 (14:08) S.Ware left guard to KC 26 for 5 yards (X.Cooper).  
3-4-KC 26 (13:26) (Shotgun) C.West left guard to KC 29 for 3 yards (J.Hughes III).  
4-1-KC 29 (12:46) D.Colquitt punts 43 yards to CLV 28, Center-J.Winchester. T.Benjamin to CLV 44 for 16 yards (C.Conley).

Cleveland Browns at 12:34

1-10-CLV 44 (12:34) J.Manziel pass incomplete short right to J.Dray.  
2-10-CLV 44 (12:27) I.Crowell up the middle to KC 47 for 9 yards (R.Parker).  
3-1-KC 47 (11:50) J.Manziel pass short left to J.Dray to KC 29 for 18 yards (R.Parker).  
1-10-KC 29 (11:11) (Shotgun) I.Crowell left guard to KC 27 for 2 yards (D.Johnson).  
2-8-KC 27 (10:29) (Shotgun) J.Manziel pass incomplete short left to D.Bowe.  
*PENALTY on KC-D.Ford, Defensive Offside, 5 yards, enforced at KC 27 - No Play.*  
2-3-KC 22 (10:07) (Shotgun) J.Manziel pass short right to M.Moore to KC 23 for -1 yards (R.Parker).  
3-4-KC 23 (9:23) (Shotgun) J.Manziel up the middle to KC 23 for no gain. Lateral to D.Johnson Jr pushed ob at KC 12 for 11 yards (T.Branch).  
Kansas City challenged the backward pass ruling, and the play was REVERSED.  
(Shotgun) J.Manziel to KC 22 for 1 yard. J.Manziel pass short right to D.Johnson Jr to KC 12 for 10 yards (T.Branch).  
*PENALTY on CLV-J.Manziel, Illegal Forward Pass, 5 yards, enforced at KC 22.*  
4-8-KC 27 (9:02) T.Coons 45 yard field goal is GOOD, Center-C.Hughlett, Holder-A.Lee.

P2

CLV 3 KC 10, 7 plays, 29 yards, 1 penalty, 3:36 drive, 6:02 elapsed

T.Coons kicks 63 yards from CLV 35 to KC 2. K.Davis to KC 18 for 16 yards (I.Campbell).

Kansas City Chiefs at 8:58, (1st play from scrimmage 8:53)

1-10-KC 18 (8:53) (Shotgun) A.Smith pass incomplete deep right to C.Conley (T.Williams).  
*PENALTY on CLV-T.Williams, Defensive Pass Interference, 40 yards, enforced at KC 18 - No Play.*  
1-10-CLV 42 (8:47) A.Smith pass incomplete short middle to J.Maclin.  
2-10-CLV 42 (8:43) (Shotgun) A.Smith pass short middle to T.Kelce to CLV 33 for 9 yards (D.Whitner).  
3-1-CLV 33 (8:03) S.Ware up the middle to CLV 30 for 3 yards (P.Kruger; J.Meder).  
1-10-CLV 30 (7:25) A.Smith pass incomplete deep middle to A.Wilson [P.Kruger].  
2-10-CLV 30 (7:20) A.Smith pass short left to J.Maclin to CLV 22 for 8 yards (C.Gaines).  
3-2-CLV 22 (6:36) (Shotgun) A.Smith pass short middle intended for T.Kelce INTERCEPTED by N.Orchard [D.Bryant] at CLV 13. N.Orchard to KC 41 for 46 yards (J.Reid).

X8

R9

Cleveland Browns at 6:22

1-10-KC 41 (6:22) (Shotgun) D.Johnson Jr up the middle to KC 40 for 1 yard (D.Poe).  
2-9-KC 40 (5:48) J.Manziel pass short left intended for G.Barnidge INTERCEPTED by M.Peters at KC 25. M.Peters ran ob at CLV 29 for 46 yards.

Kansas City Chiefs at 5:35

1-10-CLV 29 (5:35) (Shotgun) A.Smith pass incomplete short right to A.Wilson.  
*PENALTY on CLV-T.Williams, Defensive Holding, 5 yards, enforced at CLV 29 - No Play.*  
1-10-CLV 24 (5:29) (Shotgun) A.Wilson right end to CLV 22 for 2 yards (D.Whitner).  
2-8-CLV 22 (4:42) (Shotgun) A.Smith pass short right to C.West pushed ob at CLV 23 for -1 yards (T.Williams).  
3-9-CLV 23 (4:05) (Shotgun) *PENALTY on KC-T.Kelce, False Start, 5 yards, enforced at CLV 23 - No Play.*  
3-14-CLV 28 (3:38) (Shotgun) A.Smith scrambles right end pushed ob at CLV 14 for 14 yards (K.Dansby).  
*PENALTY on KC-J.Allen, Offensive Holding, 10 yards, enforced at CLV 28 - No Play.*  
3-24-CLV 38 (3:08) (Shotgun) A.Smith up the middle to CLV 34 for 4 yards (P.Kruger).  
4-20-CLV 34 (2:15) D.Colquitt punts 25 yards to CLV 9, Center-J.Winchester. T.Williams to CLV 10 for 1 yard (D.Sorensen).

X10

Cleveland Browns at 2:05

1-10-CLV 10 (2:05) (Shotgun) I.Crowell left guard to CLV 8 for -2 yards (T.Branch).

Two-Minute Warning

2-12-CLV 8 (2:00) (Shotgun) J.Manziel pass short middle to D.Jennings to CLV 16 for 8 yards (R.Parker).  
Timeout #2 by KC at 01:53.  
3-4-CLV 16 (1:53) (Shotgun) J.Manziel pass incomplete short left to T.Benjamin [F.Zombo].  
4-4-CLV 16 (1:46) A.Lee punts 49 yards to KC 35, Center-C.Hughlett. F.Hammond to KC 44 for 9 yards (J.Poyer).



Cleveland Browns vs Kansas City Chiefs at Arrowhead Stadium

Kansas City Chiefs at 1:35

1-10-KC 44	(1:35) (Shotgun) A.Smith scrambles up the middle to CLV 27 for 29 yards. A.Smith slid and was not touched down.	R11
<u>1-10-CLV 27</u>	(:55) C.West up the middle to CLV 24 for 3 yards (T.Gipson). Timeout #3 by KC at 00:48.	
2-7-CLV 24	(:47) (Shotgun) A.Smith pass incomplete deep middle to J.Avant (K.Williams).	
3-7-CLV 24	(:43) (Shotgun) A.Smith pass short right to T.Kelce ran ob at CLV 13 for 11 yards. Timeout #1 by CLV at 00:36.	P12
<u>1-10-CLV 13</u>	(:36) (Shotgun) A.Smith pass short right to T.Kelce for 13 yards, TOUCHDOWN. C.Santos extra point is GOOD, Center-J.Winchester, Holder-D.Colquitt.	P13

CLV 3 KC 17, 5 plays, 56 yards, 1:03 drive, 14:28 elapsed

C.Santos kicks 66 yards from KC 35 to CLV -1. D.Jennings to CLV 20 for 21 yards (F.Zombo).

Cleveland Browns at 0:32, (1st play from scrimmage 0:27)

1-10-CLV 20	(:27) (Shotgun) J.Manziel pass incomplete short right to D.Jennings (M.Peters) [D.Ford].	
2-10-CLV 20	(:20) (Shotgun) J.Manziel pass short right to G.Barnidge to CLV 44 for 24 yards (E.Berry). Timeout #2 by CLV at 00:12.	P3
<u>1-10-CLV 44</u>	(:12) (Shotgun) J.Manziel scrambles up the middle to KC 33 for 23 yards (D.Johnson). Timeout #3 by CLV at 00:02.	R4
<u>1-10-KC 33</u>	(:02) T.Coons 51 yard field goal is BLOCKED (D.Sorensen), Center-C.Hughlett, Holder-A.Lee.	

END OF QUARTER

	Score	Time Poss	First Downs				Efficiencies	
			R	P	X	T	3 Down	4 Down
Cleveland Browns	3	5:37	1	2	0	3	1/3	0/0
Kansas City Chiefs	17	9:23	2	2	2	6	2/5	0/0

Third Quarter

12/27/2015

Play By Play

CLV elects to Receive, and KC elects to defend the East goal.  
C.Santos kicks 72 yards from KC 35 to CLV -7. D.Jennings to CLV 18 for 25 yards (D.Moses). KC-D.Alexander was injured during the play.

Cleveland Browns at 15:00, (1st play from scrimmage 14:54)

1-10-CLV 18	(14:54) (Shotgun) J.Manziel left end to KC 48 for 34 yards (S.Smith).	R5
<u>1-10-KC 48</u>	(14:20) I.Crowell up the middle to KC 45 for 3 yards (D.Poe).	
2-7-KC 45	(13:44) (Shotgun) J.Manziel pass short right to T.Benjamin to KC 37 for 8 yards (M.Peters). CLV-T.Benjamin was injured during the play.	P6
<u>1-10-KC 37</u>	(13:02) (Shotgun) I.Crowell up the middle to KC 35 for 2 yards (J.Mauga).	
2-8-KC 35	(12:20) (Shotgun) J.Manziel pass short left to D.Johnson Jr to KC 33 for 2 yards (J.Mauga).	
3-6-KC 33	(11:28) (Shotgun) D.Johnson Jr up the middle to KC 25 for 8 yards (T.Branch).	R7
<u>1-10-KC 25</u>	(10:44) (Shotgun) J.Manziel scrambles up the middle to KC 16 for 9 yards (E.Berry).	
2-1-KC 16	(9:54) I.Crowell up the middle to KC 10 for 6 yards (D.Johnson).	R8
<u>1-10-KC 10</u>	(9:21) <b>I.Crowell right end for 10 yards, TOUCHDOWN.</b>	R9
T.Coons extra point is GOOD, Center-C.Hughlett, Holder-A.Lee.		

CLV 10 KC 17, 9 plays, 82 yards, 5:45 drive, 5:45 elapsed

T.Coons kicks 63 yards from CLV 35 to KC 2. K.Davis to KC 21 for 19 yards (J.Poyer).

Kansas City Chiefs at 9:15, (1st play from scrimmage 9:10)

1-10-KC 21	(9:10) (Shotgun) C.West left end to KC 24 for 3 yards (T.Gipson).	
2-7-KC 24	(8:32) A.Smith pass short right to J.Maclin pushed ob at KC 33 for 9 yards (C.Gaines).	P14
<u>1-10-KC 33</u>	(8:01) A.Smith pass short left to A.Wilson to CLV 48 for 19 yards (T.Williams).	P15
<u>1-10-CLV 48</u>	(7:11) (Shotgun) A.Smith pass incomplete deep right to J.Maclin.	
2-10-CLV 48	(7:05) (Shotgun) C.West up the middle to CLV 44 for 4 yards (D.Shelton).	
3-6-CLV 44	(6:20) (Shotgun) A.Smith sacked at CLV 47 for -3 yards (N.Orchard).	
4-9-CLV 47	(5:35) D.Colquitt punts 47 yards to end zone, Center-J.Winchester, Touchback.	

Cleveland Browns at 5:27

1-10-CLV 20	(5:27) (Shotgun) <i>PENALTY on CLV-G.Barnidge, False Start, 5 yards, enforced at CLV 20 - No Play.</i>	
1-15-CLV 15	(5:27) (Shotgun) I.Crowell up the middle to CLV 19 for 4 yards (D.Poe).	
2-11-CLV 19	(4:49) (Shotgun) J.Manziel scrambles up the middle to CLV 20 for 1 yard (A.Bailey).	
3-10-CLV 20	(4:01) (Shotgun) J.Manziel scrambles up the middle to CLV 22 for 2 yards (D.Johnson).	
4-8-CLV 22	(3:21) (Punt formation) Direct snap to J.Poyer. J.Poyer up the middle to CLV 32 for 10 yards (D.Sorensen).	R10
<i>PENALTY on CLV-J.Poyer, Delay of Game, 5 yards, enforced between downs.</i>		
<u>1-10-CLV 27</u>	(3:21) (Shotgun) I.Crowell up the middle to CLV 29 for 2 yards (D.Poe).	
2-8-CLV 29	(2:11) J.Manziel pass short right to G.Barnidge to CLV 40 for 11 yards (T.Branch) [D.Ford].	P11
<u>1-10-CLV 40</u>	(1:35) I.Crowell right end to KC 49 for 11 yards (J.Mauga).	R12
<u>1-10-KC 49</u>	(:49) (Shotgun) D.Johnson Jr up the middle to KC 49 for no gain (T.Branch).	
2-10-KC 49	(:07) (Shotgun) J.Manziel scrambles right end pushed ob at KC 43 for 6 yards (J.Mauga).	

END OF QUARTER

	Score	Time	First Downs				Efficiencies	
		Poss	R	P	X	T	3 Down	4 Down
Cleveland Browns	10	11:12	6	2	0	8	1/2	1/1
Kansas City Chiefs	17	3:48	0	2	0	2	0/1	0/0

## Play By Play

## Fourth Quarter

12/27/2015

Cleveland Browns continued.

3-4-KC 43	(15:00) (Shotgun) J.Manziel scrambles left end to KC 33 for 10 yards (A.Bailey).	R13
<u>1-10-KC 33</u>	(14:13) I.Crowell left end to KC 31 for 2 yards (D.Poe; A.Bailey).	
2-8-KC 31	(13:34) (Shotgun) I.Crowell up the middle to KC 26 for 5 yards (J.Howard).	
3-3-KC 26	(12:39) (Shotgun) J.Manziel left end to KC 18 for 8 yards (E.Berry).	R14
<u>1-10-KC 18</u>	(11:57) D.Johnson Jr left end to KC 18 for no gain (F.Zombo).	
2-10-KC 18	(11:08) (Shotgun) J.Manziel pass incomplete short left to G.Barnidge (F.Zombo).	
3-10-KC 18	(11:02) (Shotgun) J.Manziel pass short right to D.Johnson Jr to KC 10 for 8 yards (T.Branch).	
4-2-KC 10	(10:12) (Shotgun) J.Manziel right end ran ob at KC 7 for 3 yards (J.Mauga).	R15
<u>1-7-KC 7</u>	(9:45) I.Crowell right end to KC 8 for -1 yards (M.Devito).	
	Timeout #1 by CLV at 09:05.	
2-8-KC 8	(9:04) (Shotgun) J.Manziel pass incomplete short right to M.Schwartz [J.Howard].	
	<i>PENALTY on CLV-J.Manziel, Intentional Grounding, 10 yards, enforced at KC 8.</i>	
	<i>Penalty on CLV-M.Schwartz, Illegal Touch Pass, declined.</i>	
3-18-KC 18	(8:35) (Shotgun) J.Manziel pass incomplete short left to G.Barnidge.	
4-18-KC 18	<b>(8:31) T.Coons 36 yard field goal is GOOD, Center-C.Hughlett, Holder-A.Lee.</b>	

CLV 13 KC 17, 21 plays, 62 yards, 12:01 drive, 6:34 elapsed

T.Coons kicks 69 yards from CLV 35 to KC -4. K.Davis to KC 17 for 21 yards (P.Desir).

*PENALTY on KC-D.Sorensen, Illegal Block Above the Waist, 3 yards, enforced at KC 6.***Kansas City Chiefs at 8:26, (1st play from scrimmage 8:20)**

1-10-KC 3	(8:20) C.West up the middle to KC 7 for 4 yards (C.Gaines).	
2-6-KC 7	(7:44) A.Smith pass short right to J.Maclin pushed ob at KC 14 for 7 yards (D.Whitner).	P16
<u>1-10-KC 14</u>	(7:14) (Shotgun) C.West up the middle to KC 17 for 3 yards (P.Kruger).	
2-7-KC 17	(6:36) C.West left end to KC 23 for 6 yards (K.Dansby; C.Kirksey).	
3-1-KC 23	(5:53) C.West up the middle to KC 23 for no gain (J.Meder).	
	Kansas City challenged the first down ruling, and the play was Upheld. The ruling on the field stands. (Timeout #1.)	
4-1-KC 23	(5:41) D.Colquitt punts 35 yards to CLV 42, Center-J.Winchester, fair catch by T.Benjamin.	

**Cleveland Browns at 5:35**

1-10-CLV 42	(5:35) (Shotgun) I.Crowell up the middle to CLV 45 for 3 yards (D.Poe).	
2-7-CLV 45	(4:54) J.Manziel pass incomplete. Intentionally threw ball away. No intended receiver.	
3-7-CLV 45	(4:43) (Shotgun) J.Manziel pass short right to T.Benjamin ran ob at KC 43 for 12 yards.	P16
<u>1-10-KC 43</u>	(4:37) D.Johnson Jr left end to KC 32 for 11 yards (J.Mauga).	R17
<u>1-10-KC 32</u>	(3:58) (Shotgun) D.Johnson Jr up the middle to KC 30 for 2 yards (J.Howard).	
2-8-KC 30	(3:12) (Shotgun) J.Manziel pass incomplete deep left to J.Dray.	
3-8-KC 30	(3:05) (Shotgun) J.Manziel pass incomplete short left to G.Barnidge (E.Berry).	
4-8-KC 30	(3:01) (Shotgun) J.Manziel pass incomplete deep right to T.Benjamin.	

**Kansas City Chiefs at 2:55**

1-10-KC 30	(2:55) C.West up the middle to KC 30 for no gain (C.Robertson).	
	Timeout #2 by CLV at 02:50.	
2-10-KC 30	(2:50) C.West up the middle to KC 35 for 5 yards (D.Bryant).	
	Timeout #3 by CLV at 02:45.	
3-5-KC 35	(2:45) (Shotgun) A.Smith pass short right to T.Kelce to KC 36 for 1 yard (D.Bryant).	

## Two-Minute Warning

4-4-KC 36	(2:00) D.Colquitt punts 34 yards to CLV 30, Center-J.Winchester, out of bounds.	
-----------	---------------------------------------------------------------------------------	--

**Cleveland Browns at 1:52**

1-10-CLV 30	(1:52) (Shotgun) J.Manziel pass short middle to D.Jennings to CLV 45 for 15 yards (T.Branch).	P18
<u>1-10-CLV 45</u>	(1:25) (Shotgun) J.Manziel pass incomplete short left to T.Gabriel.	
2-10-CLV 45	(1:20) (Shotgun) J.Manziel scrambles right end to KC 44 for 11 yards (D.Johnson).	R19
<u>1-10-KC 44</u>	(:52) (Shotgun) J.Manziel pass incomplete deep right to T.Gabriel.	
2-10-KC 44	(:50) (Shotgun) J.Manziel pass incomplete deep right to D.Bowe.	
3-10-KC 44	(:45) (Shotgun) J.Manziel pass short left to G.Barnidge to KC 32 for 12 yards (R.Parker).	P20
<u>1-10-KC 32</u>	(:45) J.Manziel spiked the ball to stop the clock.	

Cleveland Browns vs Kansas City Chiefs at Arrowhead Stadium

- 2-10-KC 32 (:28) (Shotgun) J.Manziel pass incomplete deep left.
- 3-10-KC 32 (:21) (Shotgun) J.Manziel pass incomplete deep middle to T.Benjamin.
- 4-10-KC 32 (:15) (Shotgun) J.Manziel pass short right to D.Jennings to KC 18 for 14 yards (R.Parker). P21

END OF QUARTER

	Score	Time Poss	First Downs				Efficiencies	
			R	P	X	T	3 Down	4 Down
Cleveland Browns	13	11:06	5	4	0	9	4/8	2/3
Kansas City Chiefs	17	3:54	0	1	0	1	0/2	0/0

# Miscellaneous Statistics Report

## Cleveland Browns vs Kansas City Chiefs 12/27/2015 at Arrowhead Stadium

### Ten Longest Plays for Cleveland Browns

Yards	Qtr	Play Start	Play Description
34	3	1-10-CLV 18	(14:54) (Shotgun) J.Manziel left end to KC 48 for 34 yards (S.Smith).
28	1	1-10-CLV 13	(2:13) (Shotgun) I.Crowell right guard to CLV 41 for 28 yards (R.Parker).
24	2	2-10-CLV 20	(:20) (Shotgun) J.Manziel pass short right to G.Barnidge to CLV 44 for 24 yards (E.Berry).
23	2	1-10-CLV 44	(:12) (Shotgun) J.Manziel scrambles up the middle to KC 33 for 23 yards (D.Johnson).
18	2	3-1-KC 47	(11:50) J.Manziel pass short left to J.Dray to KC 29 for 18 yards (R.Parker).
15	4	1-10-CLV 30	(1:52) (Shotgun) J.Manziel pass short middle to D.Jennings to CLV 45 for 15 yards (T.Branch).
14	4	4-10-KC 32	(:15) (Shotgun) J.Manziel pass short right to D.Jennings to KC 18 for 14 yards (R.Parker).
12	4	3-7-CLV 45	(4:43) (Shotgun) J.Manziel pass short right to T.Benjamin ran ob at KC 43 for 12 yards.
12	4	3-10-KC 44	(:45) (Shotgun) J.Manziel pass short left to G.Barnidge to KC 32 for 12 yards (R.Parker).
11	3	2-8-CLV 29	(2:11) J.Manziel pass short right to G.Barnidge to CLV 40 for 11 yards (T.Branch) [D.Ford].

### Ten Longest Plays for Kansas City Chiefs

Yards	Qtr	Play Start	Play Description
29	2	1-10-KC 44	(1:35) (Shotgun) A.Smith scrambles up the middle to CLV 27 for 29 yards. A.Smith slid and was not touched down.
22	1	1-10-KC 40	(7:02) C.West left end pushed ob at CLV 38 for 22 yards (T.Gipson).
19	3	1-10-KC 33	(8:01) A.Smith pass short left to A.Wilson to CLV 48 for 19 yards (T.Williams).
14	1	1-10-KC 35	(14:55) (Shotgun) A.Smith pass short left to J.Maclin to KC 49 for 14 yards (C.Gaines).
13	2	1-10-CLV 13	(:36) (Shotgun) A.Smith pass short right to T.Kelce for 13 yards, TOUCHDOWN.
11	1	2-10-CLV 11	(7:57) (Shotgun) A.Smith pass short middle to J.Maclin for 11 yards, TOUCHDOWN.
11	2	3-7-CLV 24	(:43) (Shotgun) A.Smith pass short right to T.Kelce ran ob at CLV 13 for 11 yards.
10	1	2-5-CLV 21	(8:47) (Shotgun) A.Smith pass short middle to A.Wilson to CLV 11 for 10 yards (K.Williams).
9	1	4-5-CLV 33	(4:31) (Shotgun) A.Smith scrambles up the middle to CLV 24 for 9 yards (K.Williams).
9	2	2-10-CLV 42	(8:43) (Shotgun) A.Smith pass short middle to T.Kelce to CLV 33 for 9 yards (D.Whitner).

### Touchdown Scoring Information

		Offense	Defense	Special Teams
VISITOR	Cleveland Browns	1	0	0
HOME	Kansas City Chiefs	2	0	0

### Player Scoring Information

Club	Player	TD	Rush TD	Rec TD	KO TD	Punt TD	Int TD	Fum TD	Misc TD	FG	XP	2Pt Rush	2Pt Rec	Sfty	Points
CLV	T.Coons	0	0	0	0	0	0	0	0	2	1	0	0	0	7
CLV	I.Crowell	0	1	0	0	0	0	0	0	0	0	0	0	0	6
KC	T.Kelce	0	0	1	0	0	0	0	0	0	0	0	0	0	6
KC	J.Maclin	0	0	1	0	0	0	0	0	0	0	0	0	0	6
KC	C.Santos	0	0	0	0	0	0	0	0	1	2	0	0	0	5

### Possession Detail

	First Half		Second Half		Game	
	Visitor	Home	Visitor	Home	Visitor	Home
Largest Lead	0	14	0	7	0	14
Drives Leading	0	5	0	3	0	8
Time of Possession Leading	0:00	14:06	0:00	7:42	0:00	21:48
Largest Deficit	-14	0	-7	0	-14	0
Drives Trailing	6	0	4	0	10	0
Time of Possession Trailing	8:46	0:00	22:18	0:00	31:04	0:00
Times Score Tied Up		0		0		0
Lead Changes		1		0		1



# Playtime Percentage

Percent of playtime per player on offense, defense and special teams

Cleveland Browns						Kansas City Chiefs					
		Offense	Defense	Special Teams				Offense	Defense	Special Teams	
J Thomas	T	68	100%	4	17%	J Reid	T	54	100%	3	13%
M Schwartz	T	68	100%	4	17%	J Allen	G	54	100%	3	13%
A Pasztor	T	68	100%	4	17%	E Fisher	T	54	100%	3	13%
J Manziel	QB	68	100%			L Duvernay-Tardif	G	54	100%	3	13%
C Erving	G	68	100%			M Morse	C	54	100%		
A Mack	C	68	100%			A Smith	QB	54	100%		
D Jennings	WR	61	90%	4	17%	T Kelce	TE	53	98%	2	9%
G Barnidge	TE	60	88%	8	35%	J Maclin	WR	49	91%		
T Benjamin	WR	48	71%	5	22%	C West	RB	48	89%		
D Johnson	RB	41	60%			A Wilson	WR	38	70%		
J Dray	TE	32	47%	8	35%	D Harris	TE	20	37%	12	52%
D Bowe	WR	31	46%			C Conley	WR	19	35%	12	52%
I Crowell	RB	28	41%			J Avant	WR	19	35%	4	17%
T Gabriel	WR	26	38%			A Sherman	FB	10	19%	16	70%
M Moore	WR	10	15%	1	4%	S Ware	FB	6	11%	5	22%
E Bibbs	TE	3	4%	1	4%	B Parker	TE	5	9%	3	13%
K Dansby	LB		54 100%	6	26%	D Stephenson	T	3	6%	3	13%
T Williams	CB		54 100%	6	26%	F Zombo	LB		68 100%	20	87%
T Gipson	FS		54 100%	3	13%	M Peters	CB		68 100%		
D Whitner	SS		54 100%			R Parker	SS		68 100%		
C Gaines	DB		51 94%	3	13%	D Johnson	LB		68 100%		
P Kruger	LB		41 76%	2	9%	S Smith	CB		68 100%		
D Bryant	DE		34 63%	5	22%	E Berry	FS		68 100%		
R Starks	DE		32 59%	1	4%	D Ford	LB		68 100%		
K Williams	CB		31 57%	6	26%	D Poe	NT		59 87%	4	17%
N Orchard	LB		30 56%	8	35%	J Howard	NT		57 84%	4	17%
C Robertson	LB		29 54%	14	61%	J Mauga	LB		46 68%	4	17%
C Kirksey	LB		28 52%	15	65%	A Bailey	DE		41 60%	4	17%
D Shelton	NT		19 35%	5	22%	T Branch	SS		40 59%	14	61%
J Hughes	DE		19 35%	5	22%	D Sorensen	FS		20 29%	20	87%
X Cooper	DE		19 35%			M Devito	DE		9 13%	4	17%
B Mingo	LB		18 33%	17	74%	J Fleming	CB			20	87%
J Meder	NT		16 30%	8	35%	D Alexander	LB			20	87%
J Poyer	FS		11 20%	16	70%	D Moses	LB			13	57%
J Bademosi	CB			16	70%	D Colquitt	P			8	35%
T Carder	LB			16	70%	J Winchester	LS			8	35%
D Jones	SS			15	65%	M Cooper	CB			8	35%
I Campbell	SS			13	57%	K Davis	RB			8	35%
T Coons	K			8	35%	C Santos	K			7	30%
C Hughlett	LS			7	30%	S Nelson	CB			7	30%
A Lee	P			7	30%	R Wilson	LB			5	22%
P Desir	CB			4	17%	F Hammond	WR			3	13%
D Miller	T			4	17%	Z Fulton	G			3	13%
R Mostert	RB			4	17%						

REGULAR SEASON - WEEK 16, GAME 15

National Football League Game Summary

NFL Copyright © 2015 by The National Football League. All rights reserved. This summary and play-by-play is for the express purpose of assisting media in their coverage of the game; any other use of this material is prohibited without the written permission of the National Football League.

Updated: 12/25/2015

Date: Thursday, 12/24/2015

San Diego Chargers at Oakland Raiders

Start Time: 5:26 PM PST

at O.co Coliseum, Oakland, CA

Game Day Weather

Game Weather: Partly Cloudy

Temp: 47° F (8.3° C) Humidity: 70%, Wind: WNW 25 mph

Played Outdoor on Turf: Grass

Outdoor Weather: Partly Cloudy, Wind Chill: 39

Officials

Referee: Cheffers, Carl (51)

Umpire: Wash, Undrey (96)

Head Linesman: Payne, Kent (79)

Line Judge: Podraza, Tim (47)

Side Judge: Novak, Scott (1)

Field Judge: Freeman, Brad (88)

Back Judge: Miles, Terrence (111)

Replay Official: Stewart, Charles ()

Lineups

San Diego Chargers						Oakland Raiders					
Offense			Defense			Offense			Defense		
WR	80	M.Floyd	DE	91	K.Reyes	WR	15	M.Crabtree	DE	96	D.Autry
LT	75	C.Hairston	CB	29	C.Mager	LT	72	D.Penn	DT	90	D.Williams
LG	74	O.Franklin	DT	90	R.Mathews	LG	66	G.Jackson	NT	78	J.Ellis
C	60	T.Robinson	OLB	54	M.Ingram	C	61	R.Hudson	DE	95	B.Mayowa
RG	76	D.Fluker	ILB	50	M.Te'o	RG	68	J.Feliciano	OLB	52	K.Mack
RT	72	J.Barksdale	ILB	52	D.Perryman	RT	76	J.Webb	MLB	51	B.Heeney
TE	89	L.Green	OLB	97	J.Attaochu	TE	86	L.Smith	OLB	53	M.Smith
TE	83	J.Phillips	LCB	26	P.Robinson	WR	89	A.Cooper	CB	29	D.Amerson
WR	15	D.Inman	RCB	22	J.Verrett	QB	4	D.Carr	CB	25	D.Hayden
QB	17	P.Rivers	SS	37	J.Addae	RB	28	L.Murray	S	24	C.Woodson
RB	34	D.Brown	FS	32	E.Weddle	FB	45	M.Reece	S	38	T.Carrie

Substitutions

K 2 J.Lambo, P 5 M.Scifres, WR 16 T.Williams, S 25 D.Stuckey, S 31 A.Phillips, CB 33 G.Ducres, RB 36 D.Smith, RB 39 D.Woodhead, LS 47 M.Windt, ILB 48 N.Dzubnar, ILB 53 K.Conner, ILB 56 D.Butler, ILB 57 J.Mays, C 66 J.Walton, DT 71 D.Square, T 78 T.Burwell, G-T 79 K.Wiggins, WR 81 J.Herdon, TE 85 A.Gates, TE 88 D.Johnson, NT 92 R.Carrethers, DE 93 D.Philon, OLB 99 C.Law

Substitutions

P 7 M.King, WR 10 S.Roberts, K 11 S.Janikowski, WR 13 J.Ross, WR 18 A.Holmes, CB 21 D.McDonald, RB 22 T.Jones, S 27 T.Mays, S 37 T.McDonald, CB 39 K.McGill, S 42 L.Asante, LS 47 T.Gafford, FB/RB 49 J.Olawale, LB 50 C.Lofton, LB 54 K.Toomer, LB 56 L.Alexander, T/G 69 K.Barnes, C/G 70 T.Bergstrom, DE 75 S.Harris, TE 81 M.Rivera, TE 88 C.Walford, DT 92 S.McGee, DT 93 L.Orr

Did Not Play

QB 10 K.Clemens

Did Not Play

QB 14 M.McGloin

Not Active

WR 11 S.Johnson, CB 23 S.Williams, OLB 51 K.Emanuel, G/T 70 J.Linkenbach, T 77 K.Dunlap, WR 86 V.Brown, NT 98 S.Lissemore

Not Active

S 20 N.Allen, RB 26 R.Helu, CB 31 N.Thorpe, LB 55 J.Lotulelei, T/G 73 M.McCants, WR 80 R.Streater, TE 82 G.Holmes

Field Goals (made ( ) & missed)

J.Lambo	(47) 48WL (45)	S.Janikowski	(50) (31)				
		1	2	3	4	OT	Total
VISITOR:	San Diego Chargers	7	10	0	3	0	20
HOME:	Oakland Raiders	7	3	2	8	3	23

Scoring Plays

Team	Qtr	Time	Play Description (Extra Point) (Drive Info)	Visitor	Home
Chargers	1	9:09	D.Brown 1 yd. run (J.Lambo kick) (7-32, 3:19)	7	0
Raiders	1	3:27	L.Murray 22 yd. run (S.Janikowski kick) (9-77, 5:42)	7	7
Chargers	2	11:05	D.Inman 7 yd. pass from P.Rivers (J.Lambo kick) (6-33, 3:43)	14	7
Raiders	2	6:03	S.Janikowski 50 yd. Field Goal (11-44, 5:02)	14	10
Chargers	2	0:31	J.Lambo 47 yd. Field Goal (8-49, 2:30)	17	10
Raiders	3	2:10	P.Rivers sacked in end zone by D.Autry for a Safety	17	12
Raiders	4	4:42	M.Crabtree 3 yd. pass from D.Carr (D.Carr-S.Roberts pass) (1-3, 0:05)	17	20
Chargers	4	0:55	J.Lambo 45 yd. Field Goal (11-53, 3:47)	20	20
Raiders	5	8:05	S.Janikowski 31 yd. Field Goal (15-67, 6:55)	20	23

# REGULAR SEASON - WEEK 16, GAME 15

## National Football League Game Summary

NFL Copyright © 2015 by The National Football League. All rights reserved. This summary and play-by-play is for the express purpose of assisting media in their coverage of the game; any other use of this material is prohibited without the written permission of the National Football League.

Updated: 12/25/2015

Paid Attendance: 54,400

Time: 3:52

San Diego Chargers vs Oakland Raiders  
12/24/2015 at O.co Coliseum

Final Individual Statistics

San Diego Chargers

Oakland Raiders

RUSHING						RUSHING											
	ATT	YDS	AVG	LG	TD		ATT	YDS	AVG	LG	TD						
D.Woodhead	11	55	5.0	27	0	L.Murray	19	79	4.2	22	1						
D.Brown	14	17	1.2	5	1	D.Carr	4	30	7.5	11	0						
						C.Woodson	1	-3	-3.0	-3	0						
Total	25	72	2.9	27	1	Total	24	106	4.4	22	1						
PASSING						PASSING											
	ATT	CMP	YDS	SK/YD	TD	LG	IN	RT		ATT	CMP	YDS	SK/YD	TD	LG	IN	RT
P.Rivers	49	31	277	1/6	1	23	0	85.2	D.Carr	38	23	204	3/29	1	33	1	72.7
Total	49	31	277	1/6	1	23	0	85.2	Total	38	23	204	3/29	1	33	1	72.7
PASS RECEIVING						PASS RECEIVING											
	TAR	REC	YDS	AVG	LG	TD		TAR	REC	YDS	AVG	LG	TD				
D.Inman	13	8	82	10.3	20	1	M.Crabtree	8	6	39	6.5	11	1				
D.Woodhead	10	8	53	6.6	21	0	L.Murray	5	5	38	7.6	14	0				
M.Floyd	6	3	42	14.0	23	0	A.Holmes	6	3	33	11.0	16	0				
D.Brown	4	3	33	11.0	23	0	S.Roberts	6	2	37	18.5	33	0				
J.Herndon	5	3	16	5.3	7	0	A.Cooper	3	2	10	5.0	7	0				
L.Green	7	2	27	13.5	14	0	M.Reece	3	2	3	1.5	3	0				
A.Gates	2	2	11	5.5	8	0	C.Walford	3	1	22	22.0	22	0				
J.Phillips	1	1	9	9.0	9	0	L.Smith	1	1	17	17.0	17	0				
D.Johnson	1	1	4	4.0	4	0	T.Jones	2	1	5	5.0	5	0				
Total	49	31	277	8.9	23	1	Total	37	23	204	8.9	33	1				
INTERCEPTIONS						INTERCEPTIONS											
	NO	YDS	AVG	LG	TD		NO	YDS	AVG	LG	TD						
K.Reyes	1	1	1.0	1	0												
Total	1	1	1.0	1	0	Total	0	0	0	0	0						
PUNTING						PUNTING											
	NO	YDS	AVG	NET	TB	IN20	LG		NO	YDS	AVG	NET	TB	IN20	LG		
M.Scifres	5	214	42.8	41.0	0	1	52	M.King	8	400	50.0	49.8	0	6	65		
Total	5	214	42.8	41.0	0	1	52	Total	8	400	50.0	49.8	0	6	65		
PUNT RETURNS						PUNT RETURNS											
	NO	YDS	AVG	FC	LG	TD		NO	YDS	AVG	FC	LG	TD				
C.Mager	1	2	2.0	1	2	0	J.Ross	2	9	4.5	3	9	0				
J.Herndon	0	0	0.0	2	0	0											
[DOWNED]	3	0	0.0	0	0	0											
[OUT OF BOUNDS]	1	0	0.0	0	0	0											
Total	1	2	2.0	3	2	0	Total	2	9	4.5	3	9	0				
KICKOFF RETURNS						KICKOFF RETURNS											
	NO	YDS	AVG	FC	LG	TD		NO	YDS	AVG	FC	LG	TD				
J.Herndon	2	44	22.0	0	27	0	T.Jones	5	142	28.4	0	36	0				
J.Phillips	1	13	13.0	0	13	0	J.Ross	1	15	15.0	0	15	0				
[TOUCHBACK]	2	0	0.0	0	0	0	[TOUCHBACK]	1	0	0.0	0	0	0				
Total	3	57	19.0	0	27	0	Total	6	157	26.2	0	36	0				

San Diego Chargers

FUMBLES	FUM	LOST	OWN-REC	YDS	TD	FORCED	OPP-REC	YDS	TD	OUT-BDS
D.Johnson	1	1	0	0	0	0	0	0	0	0
Total	1	1	0	0	0	0	0	0	0	0

Oakland Raiders

FUMBLES	FUM	LOST	OWN-REC	YDS	TD	FORCED	OPP-REC	YDS	TD	OUT-BDS
M.Smith	0	0	0	0	0	1	0	0	0	0
B.Mayowa	0	0	0	0	0	0	1	40	0	0
Total	0	0	0	0	0	1	1	40	0	0

**San Diego Chargers vs Oakland Raiders**  
**12/24/2015 at O.co Coliseum**

# Final Team Statistics

	Visitor Chargers	Home Raiders
<b>TOTAL FIRST DOWNS</b>	19	14
By Rushing	4	4
By Passing	13	8
By Penalty	2	2
<b>THIRD DOWN EFFICIENCY</b>	5-16-31%	4-15-27%
<b>FOURTH DOWN EFFICIENCY</b>	0-1-0%	0-0-0%
<b>TOTAL NET YARDS</b>	343	281
Total Offensive Plays (inc. times thrown passing)	75	65
Average gain per offensive play	4.6	4.3
<b>NET YARDS RUSHING</b>	72	106
Total Rushing Plays	25	24
Average gain per rushing play	2.9	4.4
Tackles for a loss-number and yards	2-6	5-13
<b>NET YARDS PASSING</b>	271	175
Times thrown - yards lost attempting to pass	1-6	3-29
Gross yards passing	277	204
<b>PASS ATTEMPTS-COMPLETIONS-HAD INTERCEPTED</b>	49-31-0	38-23-1
Avg gain per pass play (inc.# thrown passing)	5.4	4.3
<b>KICKOFFS Number-In End Zone-Touchbacks</b>	7-4-1	5-4-2
<b>PUNTS Number and Average</b>	5-42.8	8-50.0
Had Blocked	0	0
<b>FGs - PATs Had Blocked</b>	0-0	0-0
<b>Net Punting Average</b>	41.0	49.8
<b>TOTAL RETURN YARDAGE (Not Including Kickoffs)</b>	3	9
No. and Yards Punt Returns	1-2	2-9
No. and Yards Kickoff Returns	3-57	6-157
No. and Yards Interception Returns	1-1	0-0
<b>PENALTIES Number and Yards</b>	9-75	16-121
<b>FUMBLES Number and Lost</b>	1-1	0-0
<b>TOUCHDOWNS</b>	2	2
Rushing	1	1
Passing	1	1
<b>EXTRA POINTS Made-Attempts</b>	2-2	2-2
Kicking Made-Attempts	2-2	1-1
Passing Made-Attempts	0-0	1-1
<b>FIELD GOALS Made-Attempts</b>	2-3	2-2
<b>RED ZONE EFFICIENCY</b>	2-2-100%	1-2-50%
<b>GOAL TO GO EFFICIENCY</b>	1-1-100%	1-2-50%
<b>SAFETIES</b>	0	1
<b>FINAL SCORE</b>	20	23
<b>TIME OF POSSESSION</b>	35:04	33:21



# Ball Possession And Drive Chart

## San Diego Chargers

#	Time Recd	Time Lost	Time Poss	How Ball Obtained	Drive Began	# Play	Yds Gain	Yds Pen	Net Yds	1st Down	Last Scrm	How Given Up
1	12:28	9:09	3:19	Interception	OAK 32	7	42	-10	32	3	* OAK 1	Touchdown
2	3:27	1:09	2:18	Kickoff	SD 25	4	22	-5	17	1	SD 42	Punt
3	14:48	11:05	3:43	Punt	OAK 33	6	38	-5	33	2	* OAK 7	Touchdown
4	6:03	4:31	1:32	Kickoff	SD 26	3	9	0	9	0	SD 35	Punt
5	3:01	0:31	2:30	Punt	SD 22	8	49	0	49	2	OAK 29	Field Goal
6	15:00	12:29	2:31	Kickoff	SD 15	5	6	0	6	1	SD 21	Punt
7	10:15	9:05	1:10	Punt	SD 13	3	7	0	7	0	SD 20	Punt
8	7:04	4:48	2:16	Punt	SD 8	5	23	0	23	1	SD 31	Punt
9	3:23	2:10	1:13	Punt	SD 9	3	-4	-5	-9	0	SD 6	Safety
10	15:00	7:22	7:38	Punt	SD 16	16	74	-20	54	5	OAK 30	Missed FG
11	6:24	4:47	1:37	Punt	SD 10	3	32	0	32	1	SD 38	Fumble
12	4:42	0:55	3:47	Kickoff	SD 20	11	38	15	53	3	OAK 27	Field Goal
13	8:05	6:35	1:30	Kickoff	SD 20	4	7	0	7	0	SD 27	Downs
(319) Average SD 25												

## Oakland Raiders

#	Time Recd	Time Lost	Time Poss	How Ball Obtained	Drive Began	# Play	Yds Gain	Yds Pen	Net Yds	1st Down	Last Scrm	How Given Up
1	15:00	12:28	2:32	Kickoff	OAK 20	4	11	5	16	1	OAK 36	Interception
2	9:09	3:27	5:42	Kickoff	OAK 23	9	82	-5	77	5	SD 22	Touchdown
3	1:09	14:48	1:21	Punt	OAK 10	3	0	-5	-5	0	OAK 5	Punt
4	11:05	6:03	5:02	Kickoff	OAK 25	11	49	-5	44	3	SD 31	Field Goal
5	4:31	3:01	1:30	Punt	OAK 22	3	7	-5	2	0	OAK 24	Punt
6	0:31	0:00	0:31	Kickoff	OAK 40	3	6	0	6	0	OAK 46	End of Half
7	12:29	10:15	2:14	Punt	OAK 36	3	3	0	3	0	OAK 39	Punt
8	9:05	7:04	2:01	Punt	OAK 46	3	14	-10	4	0	50	Punt
9	4:48	3:23	1:25	Punt	OAK 32	3	13	-5	8	0	OAK 40	Punt
10	2:10	0:00	2:10	Kickoff	OAK 39	3	-6	0	-6	0	OAK 33	Punt
11	7:22	6:24	0:58	Missed FG	OAK 38	3	8	0	8	0	OAK 46	Punt
12	4:47	4:42	0:05	Fumble	SD 3	1	3	0	3	1	* SD 3	Touchdown
13	0:55	0:00	0:55	Kickoff	OAK 30	3	4	-11	-7	0	OAK 23	Punt
14	15:00	8:05	6:55	Kickoff	OAK 20	15	87	-20	67	4	* SD 13	Field Goal
(478) Average OAK 34												

\* inside opponent's 20

### Time of Possession by Quarter

		1st	2nd	3rd	4th	OT	Total
Visitor	San Diego Chargers	5:37	7:45	7:10	13:02	1:30	35:04
Home	Oakland Raiders	9:23	7:15	7:50	1:58	6:55	33:21

### Kickoff Drive No.-Start Average

Chargers: 5 - SD 21

Raiders: 7 - OAK 28

**San Diego Chargers vs Oakland Raiders**  
**12/24/2015 at O.co Coliseum**

# Final Defensive Statistics

**San Diego Chargers**

**Regular Defensive Plays**

**Special Teams**

**Misc**

	TKL	AST	COMB	SK	/ YDS	TFL	Q	IN	PD	FF	FR	TKL	AST	FF	FR	BL	TKL	AST	FF	FR
D.Perryman	10	1	11	1	9	1	1	0	0	0	0	0	0	0	0	0	0	0	0	0
M.Ingram	6	0	6	1	8	1	1	0	1	0	0	0	0	0	0	0	0	0	0	0
M.Te'o	6	0	6	0	0	1	0	0	0	0	0	0	0	0	0	0	0	0	0	0
C.Mager	4	1	5	0	0	0	0	0	0	0	0	0	0	0	0	0	0	0	0	0
J.Addae	4	0	4	1	12	1	1	0	0	0	0	0	0	0	0	0	0	0	0	0
G.Ducre	4	0	4	0	0	0	0	0	0	0	0	1	0	0	0	0	0	0	0	0
J.Attaochu	3	0	3	0	0	3	0	0	0	0	0	0	0	0	0	0	0	0	0	0
K.Reyes	2	0	2	0	0	0	0	1	2	0	0	0	0	0	0	0	0	0	0	0
R.Carrethers	1	1	2	0	0	0	0	0	0	0	0	0	0	0	0	0	0	0	0	0
E.Weddle	1	1	2	0	0	0	0	0	0	0	0	0	0	0	0	0	0	0	0	0
A.Phillips	1	0	1	0	0	0	0	0	0	0	0	1	0	0	0	0	0	0	0	0
R.Mathews	1	0	1	0	0	1	0	0	0	0	0	0	0	0	0	0	0	0	0	0
J.Verrett	1	0	1	0	0	0	0	0	0	0	0	0	0	0	0	0	0	0	0	0
D.Stuckey	0	1	1	0	0	0	0	0	0	0	0	2	0	0	0	0	0	0	0	0
D.Square	0	1	1	0	0	0	0	0	0	0	0	0	0	0	0	0	0	0	0	0
D.Philon	0	0	0	0	0	0	0	0	1	0	0	0	0	0	0	0	0	0	0	0
K.Conner	0	0	0	0	0	0	0	0	0	0	0	2	0	0	0	0	0	0	0	0
N.Dzubnar	0	0	0	0	0	0	0	0	0	0	0	1	0	0	0	0	0	0	0	0
J.Mays	0	0	0	0	0	0	0	0	0	0	0	0	1	0	0	0	0	0	0	0
T.Williams	0	0	0	0	0	0	0	0	0	0	0	0	1	0	0	0	0	0	0	0
J.Walton	0	0	0	0	0	0	0	0	0	0	0	0	0	0	0	0	1	0	0	0
<b>Total</b>	<b>44</b>	<b>6</b>	<b>50</b>	<b>3</b>	<b>29</b>	<b>8</b>	<b>3</b>	<b>1</b>	<b>4</b>	<b>0</b>	<b>0</b>	<b>7</b>	<b>2</b>	<b>0</b>	<b>0</b>	<b>0</b>	<b>1</b>	<b>0</b>	<b>0</b>	<b>0</b>

**TKL = Tackle AST = Assist COMB = Combined QH=QB Hit IN = Interception PD = Pass Defense FF = Forced Fumble FR = Fumble Recovery**

**Oakland Raiders**

**Regular Defensive Plays**

**Special Teams**

**Misc**

	TKL	AST	COMB	SK	/ YDS	TFL	QH	IN	PD	FF	FR	TKL	AST	FF	FR	BL	TKL	AST	FF	FR
M.Smith	11	3	14	0	0	2	0	0	0	1	0	0	0	0	0	0	0	0	0	0
B.Heeney	7	0	7	0	0	1	0	0	0	0	0	1	1	0	0	0	0	0	0	0
T.Mays	5	1	6	0	0	1	0	0	2	0	0	0	0	0	0	0	0	0	0	0
D.Hayden	5	0	5	0	0	0	0	0	2	0	0	0	0	0	0	0	0	0	0	0
K.Mack	3	2	5	0	0	0	0	0	1	0	0	0	0	0	0	0	0	0	0	0
T.Carrie	4	0	4	0	0	0	0	0	0	0	0	0	0	0	0	0	0	0	0	0
J.Ellis	3	0	3	0	0	0	0	0	0	0	0	0	0	0	0	0	0	0	0	0
D.Williams	2	1	3	0	0	0	0	0	0	0	0	0	0	0	0	0	0	0	0	0
D.Autry	2	0	2	1	6	1	1	0	0	0	0	0	0	0	0	0	0	0	0	0
D.Amerson	2	0	2	0	0	0	0	0	1	0	0	0	0	0	0	0	0	0	0	0
C.Woodson	1	1	2	0	0	0	0	0	0	0	0	0	0	0	0	0	0	0	0	0
B.Mayowa	1	0	1	0	0	0	0	0	0	0	1	0	0	0	0	0	0	0	0	0
TEAM	1	0	1	0	0	0	0	0	0	0	0	0	0	0	0	0	0	0	0	0
S.McGee	1	0	1	0	0	0	0	0	0	0	0	0	0	0	0	0	0	0	0	0
L.Alexander	1	0	1	0	0	0	0	0	0	0	0	0	0	0	0	0	0	0	0	0
L.Orr	0	1	1	0	0	0	0	0	1	0	0	0	0	0	0	0	0	0	0	0
J.Olawale	0	0	0	0	0	0	0	0	0	0	0	1	0	0	0	0	0	0	0	0
K.Toomer	0	0	0	0	0	0	0	0	0	0	0	1	0	0	0	0	0	0	0	0
T.McDonald	0	0	0	0	0	0	0	0	0	0	0	0	1	0	0	0	0	0	0	0
J.Webb	0	0	0	0	0	0	0	0	0	0	0	0	0	0	0	0	1	0	0	0
<b>Total</b>	<b>49</b>	<b>9</b>	<b>58</b>	<b>1</b>	<b>6</b>	<b>5</b>	<b>1</b>	<b>0</b>	<b>7</b>	<b>1</b>	<b>1</b>	<b>3</b>	<b>2</b>	<b>0</b>	<b>0</b>	<b>0</b>	<b>1</b>	<b>0</b>	<b>0</b>	<b>0</b>

**12/24/2015 at O.co Coliseum**

## PERIOD SCORES

Chargers	$7 \cdot 10 = 17$
Raiders	$7 \cdot 3 = 10$

## TIME OF POSSESSION

Chargers	13:22
Raiders	16:38

Team	Qtr	Time	Play Description (Extra Point) (Drive Info)	Visitor	Home
Chargers	1	9:09	D.Brown 1 yd. run (J.Lambo kick) (7-32, 3:19)	7	0
Raiders	1	3:27	L.Murray 22 yd. run (S.Janikowski kick) (9-77, 5:42)	7	7
Chargers	2	11:05	D.Inman 7 yd. pass from P.Rivers (J.Lambo kick) (6-33, 3:43)	14	7
Raiders	2	6:03	S.Janikowski 50 yd. Field Goal (11-44, 5:02)	14	10
Chargers	2	0:31	J.Lambo 47 yd. Field Goal (8-49, 2:30)	17	10

	San Diego Chargers	Oakland Raiders
<b>TOTAL FIRST DOWNS</b>	8	9
First Downs Rushing-Passing-by Penalty	1 - 7 - 0	4 - 4 - 1
<b>THIRD DOWN EFFICIENCY</b>	3-6-50%	1-5-20%
<b>TOTAL NET YARDS</b>	160	155
Total Offensive Plays	27	32
<b>NET YARDS RUSHING</b>	15	91
<b>NET YARDS PASSING</b>	145	64
Gross Yards Passing	145	85
Times thrown-yards lost attempting to pass	0-0	2-21
<b>Pass Attempts-Completions-Had Intercepted</b>	17 - 14 - 0	15 - 9 - 1
<b>Punts-Number and Average</b>	2 - 50	2 - 48.5
<b>Penalties-Number and Yards</b>	5 - 30	6 - 40
<b>Fumbles-Number and Lost</b>	0 - 0	0 - 0
<b>Red Zone Efficiency</b>	2-2-100%	0-0-0%
<b>Average Drive Start</b>	SD 42	OAK 23

San Diego Chargers										Oakland Raiders									
RUSHING						RUSHING													
	ATT	YDS	AVG	LG	TD		ATT	YDS	AVG	LG	TD								
D.Brown	8	15	1.9	5	1	L.Murray	12	66	5.5	22	1								
D.Woodhead	2	0	0.0	0	0	D.Carr	3	25	8.3	11	0								
Total	10	15	1.5	5	1	Total	15	91	6.1	22	1								
PASSING										PASSING									
	ATT	CMP	YDS	SK/YD	TD	LG	IN	RT		ATT	CMP	YDS	SK/YD	TD	LG	IN	RT		
P.Rivers	17	14	145	0/0	1	23	0	121.8	D.Carr	15	9	85	2/21	0	22	1	47.9		
Total	17	14	145	0/0	1	23	0	121.8	Total	15	9	85	2/21	0	22	1	47.9		
PASS RECEIVING								PASS RECEIVING											
	TAR	REC	YDS	AVG	LG	TD		TAR	REC	YDS	AVG	LG	TD						
D.Inman	6	5	65	13.0	20	1	L.Murray	3	3	20	6.7	10	0						
J.Herndon	3	2	13	6.5	7	0	A.Holmes	3	2	17	8.5	10	0						
A.Gates	2	2	11	5.5	8	0	C.Walford	1	1	22	22.0	22	0						
D.Woodhead	2	2	10	5.0	5	0	L.Smith	1	1	17	17.0	17	0						
D.Brown	1	1	23	23.0	23	0	A.Cooper	2	1	7	7.0	7	0						
L.Green	2	1	14	14.0	14	0	M.Crabtree	2	1	2	2.0	2	0						
M.Floyd	1	1	9	9.0	9	0	S.Roberts	2	0	0	0.0	0	0						
							M.Reece	1	0	0	0.0	0	0						
Total	17	14	145	10.4	23	1	Total	15	9	85	9.4	22	0						

[illegible]

San Diego Chargers vs Oakland Raiders  
12/24/2015 at O.co Coliseum

First Half Summary

Oakland Raiders		Regular Defensive Plays											Special Teams					Misc			
	TKL	AST	COMB	SK	/ YDS	TFL	QH	IN	PD	FF	FR		TKL	AST	FF	FR	BL	TKL	AST	FF	FR
M.Smith	3	2	5	0	0	0	0	0	0	0	0		0	0	0	0	0	0	0	0	0
D.Hayden	3	0	3	0	0	0	0	0	1	0	0		0	0	0	0	0	0	0	0	0
J.Ellis	2	0	2	0	0	0	0	0	0	0	0		0	0	0	0	0	0	0	0	0
B.Heeney	2	0	2	0	0	0	0	0	0	0	0		0	1	0	0	0	0	0	0	0
Total	10	2	12	0	0	0	0	0	1	0	0		0	1	0	0	0	0	0	0	0

Play By Play

First Quarter

12/24/2015

SD wins the coin toss and elects to defer. OAK elects to Receive, and SD elects to defend the south goal.

Raiders Captains: #24 Charles Woodson  
Chargers Captains: #17 P.Rivers, #22 J.Verrett, #25 D.Stuckey, #32 E.weddle, #50 M.Te'o, #85 A.Gates

J.Lambo kicks 67 yards from SD 35 to OAK -2. T.Jones to OAK 20 for 22 yards (K.Conner).

Oakland Raiders at 15:00, (1st play from scrimmage 14:54)

1-10-OAK 20	(14:54) L.Murray left tackle to OAK 23 for 3 yards (C.Mager).	
2-7-OAK 23	(14:54) (Shotgun) PENALTY on SD-M.Ingram, Neutral Zone Infraction, 5 yards, enforced at OAK 23 - No Play.	
2-2-OAK 28	(13:57) L.Murray up the middle to OAK 31 for 3 yards (D.Perryman).	R1
<u>1-10-OAK 31</u>	(13:13) (Shotgun) D.Carr scrambles up the middle to OAK 36 for 5 yards (M.Ingram).	
2-5-OAK 36	(12:34) (Shotgun) D.Carr pass short right intended for M.Reece INTERCEPTED by K.Reyes at OAK 33. K.Reyes to OAK 32 for 1 yard (J.Webb).	

San Diego Chargers at 12:28

1-10-OAK 32	(12:28) (Shotgun) P.Rivers pass short middle to J.Phillips to OAK 21 for 11 yards (T.Carrie).	
	PENALTY on SD-D.Fluker, Offensive Holding, 10 yards, enforced at OAK 32 - No Play.	
1-20-OAK 42	(12:03) D.Brown up the middle to OAK 37 for 5 yards (J.Ellis).	
2-15-OAK 37	(11:24) (No Huddle, Shotgun) P.Rivers pass short middle to D.Brown to OAK 14 for 23 yards (D.Hayden).	P1
<u>1-10-OAK 14</u>	(10:58) (Shotgun) D.Brown left end to OAK 13 for 1 yard (J.Ellis).	
2-9-OAK 13	(10:18) (Shotgun) P.Rivers pass incomplete short middle to L.Green (D.Hayden).	
3-9-OAK 13	(10:14) (Shotgun) P.Rivers pass short middle to D.Inman to OAK 1 for 12 yards (T.Carrie).	P2
<u>1-1-OAK 1</u>	(9:52) (No Huddle, Shotgun) D.Woodhead up the middle to OAK 1 for no gain (K.Mack, T.Mays).	
	Timeout #1 by SD at 09:13.	
2-1-OAK 1	(9:13) D.Brown up the middle for 1 yard, TOUCHDOWN.	R3
	J.Lambo extra point is GOOD, Center-M.Windt, Holder-M.Scifres.	

SD 7 OAK 0, 7 plays, 32 yards, 3:19 drive, 5:51 elapsed

J.Lambo kicks 74 yards from SD 35 to OAK -9. T.Jones to OAK 23 for 32 yards (D.Stuckey).

Oakland Raiders at 9:09, (1st play from scrimmage 9:01)

1-10-OAK 23	(9:01) (Shotgun) D.Carr pass short middle to L.Smith to OAK 40 for 17 yards (D.Perryman).	P2
<u>1-10-OAK 40</u>	(8:26) L.Murray left tackle to OAK 42 for 2 yards (D.Perryman; R.Carrethers).	
2-8-OAK 42	(7:47) L.Murray right end to SD 49 for 9 yards (J.Addae).	R3
<u>1-10-SD 49</u>	(7:19) (Shotgun) D.Carr pass short middle to M.Crabtree to SD 47 for 2 yards (M.Te'o).	
2-8-SD 47	(6:40) D.Carr pass short middle to L.Murray pushed ob at SD 37 for 10 yards (M.Ingram).	P4
<u>1-10-SD 37</u>	(6:02) (Shotgun) PENALTY on OAK-L.Smith, False Start, 5 yards, enforced at SD 37 - No Play.	
1-15-SD 42	(5:36) (Shotgun) D.Carr pass short middle to A.Holmes to SD 35 for 7 yards (D.Perryman).	
2-8-SD 35	(4:55) D.Carr sacked at SD 44 for -9 yards (D.Perryman).	
3-17-SD 44	(4:14) (Shotgun) D.Carr pass deep right to C.Walford to SD 22 for 22 yards (D.Stuckey; C.Mager).	P5
<u>1-10-SD 22</u>	(3:33) L.Murray right tackle for 22 yards, TOUCHDOWN.	R6
	S.Janikowski extra point is GOOD, Center-T.Gafford, Holder-M.King.	

SD 7 OAK 7, 9 plays, 77 yards, 5:42 drive, 11:33 elapsed

S.Janikowski kicks 53 yards from OAK 35 to SD 12. J.Phillips to SD 25 for 13 yards (T.McDonald; B.Heeney).

San Diego Chargers at 3:27, (1st play from scrimmage 3:20)

1-10-SD 25	(3:20) (Shotgun) P.Rivers pass deep right to D.Inman ran ob at SD 42 for 17 yards.	P4
<u>1-10-SD 42</u>	(3:03) (No Huddle, Shotgun) D.Brown left guard to SD 44 for 2 yards (D.Williams).	
2-8-SD 44	(2:30) (No Huddle, Shotgun) D.Brown up the middle to SD 47 for 3 yards (B.Heeney).	
3-5-SD 47	(1:48) (Shotgun) PENALTY on SD-D.Fluker, False Start, 5 yards, enforced at SD 47 - No Play.	
3-10-SD 42	(1:23) (Shotgun) P.Rivers pass incomplete short left to J.Herndon.	
4-10-SD 42	(1:18) M.Scifres punts 48 yards to OAK 10, Center-M.Windt. J.Ross to OAK 10 for no gain (D.Stuckey).	

Oakland Raiders at 1:09

1-10-OAK 10	(1:09) L.Murray left guard to OAK 13 for 3 yards (K.Reyes).	
2-7-OAK 13	(:27) (Shotgun) PENALTY on OAK-R.Hudson, False Start, 5 yards, enforced at OAK 13 - No Play.	
2-12-OAK 8	(:10) L.Murray right tackle to OAK 5 for -3 yards (R.Mathews).	



San Diego Chargers vs Oakland Raiders at O.co Coliseum

END OF QUARTER

		Time	First Downs				Efficiencies	
	Score	Poss	R	P	X	T	3 Down	4 Down
San Diego Chargers	7	5:37	1	3	0	4	1/2	0/0
Oakland Raiders	7	9:23	3	3	0	6	1/1	0/0

Second Quarter

12/24/2015

Play By Play

Oakland Raiders continued.

- 3-15-OAK 5 (15:00) (Shotgun) D.Carr pass incomplete short left to S.Roberts (M.Ingram).
- 4-15-OAK 5 (14:58) M.King punts 43 yards to OAK 48, Center-T.Gafford, out of bounds.  
*PENALTY on OAK-K.McGill, Face Mask (15 Yards), 15 yards, enforced at OAK 48.*

San Diego Chargers at 14:48

- 1-10-OAK 33 (14:48) D.Brown up the middle to OAK 31 for 2 yards (D.Autry).
- 2-8-OAK 31 (14:41) (No Huddle, Shotgun) *PENALTY on SD-D.Johnson, False Start, 5 yards, enforced at OAK 31 - No Play.*
- 2-13-OAK 36 (13:48) (Shotgun) P.Rivers pass short middle to A.Gates to OAK 28 for 8 yards (M.Smith).
- 3-5-OAK 28 (13:03) (Shotgun) P.Rivers pass short middle to L.Green to OAK 14 for 14 yards (D.Hayden). P5
- 1-10-OAK 14 (12:30) (No Huddle) D.Brown up the middle to OAK 13 for 1 yard (Team).
- 2-9-OAK 13 (11:49) (No Huddle, Shotgun) P.Rivers pass short middle to J.Herndon to OAK 7 for 6 yards (M.Smith).
- 3-3-OAK 7 (11:08) (No Huddle, Shotgun) **P.Rivers pass short right to D.Inman for 7 yards, TOUCHDOWN.** P6  
J.Lambo extra point is GOOD, Center-M.Windt, Holder-M.Scifres.

SD 14 OAK 7, 6 plays, 33 yards, 3:43 drive, 3:55 elapsed

J.Lambo kicks 61 yards from SD 35 to OAK 4. T.Jones to OAK 25 for 21 yards (J.Mays; T.Williams).

Oakland Raiders at 11:05, (1st play from scrimmage 10:59)

- 1-10-OAK 25 (10:59) L.Murray right guard to OAK 29 for 4 yards (D.Perryman).
- 2-6-OAK 29 (10:20) (Shotgun) D.Carr pass short right to A.Holmes pushed ob at OAK 39 for 10 yards (C.Mager). P7
- 1-10-OAK 39 (9:50) (Shotgun) D.Carr scrambles right end pushed ob at OAK 48 for 9 yards (M.Te'o).  
*PENALTY on OAK-M.Rivera, Offensive Holding, 10 yards, enforced at OAK 48.*
- 1-11-OAK 38 (9:30) L.Murray right guard to OAK 41 for 3 yards (D.Square; E.Weddle).
- 2-8-OAK 41 (8:52) L.Murray right guard to OAK 49 for 8 yards (E.Weddle). R8
- 1-10-OAK 49 (8:06) D.Carr pass incomplete short right to A.Cooper.
- 2-10-OAK 49 (8:02) (Shotgun) D.Carr pass short middle to L.Murray to SD 44 for 7 yards (M.Te'o).
- 3-3-SD 44 (8:02) (Shotgun) *PENALTY on SD-R.Mathews, Encroachment, 5 yards, enforced at SD 44 - No Play.* X9
- 1-10-SD 39 (7:16) (Shotgun) L.Murray left end to SD 34 for 5 yards (R.Carrethers).
- 2-5-SD 34 (6:40) (Shotgun) D.Carr pass short left to L.Murray to SD 31 for 3 yards (M.Te'o).
- 3-2-SD 31 (6:14) (Shotgun) D.Carr pass incomplete deep right to A.Holmes.
- 4-2-SD 31 (6:08) **S.Janikowski 50 yard field goal is GOOD, Center-T.Gafford, Holder-M.King.**

SD 14 OAK 10, 11 plays, 44 yards, 1 penalty, 5:02 drive, 8:57 elapsed

S.Janikowski kicks 66 yards from OAK 35 to SD -1. J.Herndon to SD 26 for 27 yards (J.Olawale).

San Diego Chargers at 6:03, (1st play from scrimmage 5:57)

- 1-10-SD 26 (5:57) (Shotgun) P.Rivers pass short left to M.Floyd to SD 35 for 9 yards (M.Smith).
- 2-1-SD 35 (5:29) (No Huddle, Shotgun) D.Woodhead up the middle to SD 35 for no gain (S.McGee).
- 3-1-SD 35 (5:02) (No Huddle) D.Brown up the middle to SD 35 for no gain (C.Woodson). Measurement for the 1st Down - No Gain. San Diego challenged the first down ruling, and the play was Upheld. The ruling on the field stands. (Timeout #2 at 04:55.)
- 4-1-SD 35 (4:42) M.Scifres punts 52 yards to OAK 13, Center-M.Windt. J.Ross to OAK 22 for 9 yards (K.Conner).

Oakland Raiders at 4:31

- 1-10-OAK 22 (4:31) D.Carr pass incomplete deep right to M.Crabtree.
- 2-10-OAK 22 (4:25) L.Murray up the middle to OAK 29 for 7 yards (M.Te'o).
- 3-3-OAK 29 (3:43) (Shotgun) D.Carr pass incomplete short middle to S.Roberts.
- 4-3-OAK 29 (3:39) (Punt formation) L.Asante right end pushed ob at 50 for 21 yards (J.Verrett).  
*PENALTY on OAK, Illegal Formation, 5 yards, enforced at OAK 29 - No Play.*
- 4-8-OAK 24 (3:12) M.King punts 54 yards to SD 22, Center-T.Gafford, downed by OAK-K.Toomer.

San Diego Chargers at 3:01

- 1-10-SD 22 (3:01) (Shotgun) P.Rivers pass short left to D.Woodhead to SD 27 for 5 yards (M.Smith; D.Williams).
- 2-5-SD 27 (2:34) (No Huddle, Shotgun) P.Rivers pass deep right to D.Inman to SD 47 for 20 yards (D.Amerson). P7

Two-Minute Warning

- 1-10-SD 47 (2:00) (Shotgun) P.Rivers pass short left to D.Inman to OAK 44 for 9 yards (D.Hayden).
- 2-1-OAK 44 (1:38) (No Huddle, Shotgun) P.Rivers pass middle to J.Herndon to OAK 37 for 7 yards (K.Mack; M.Smith). P8
- 1-10-OAK 37 (1:10) (No Huddle, Shotgun) P.Rivers pass short left to D.Woodhead to OAK 32 for 5 yards (B.Heeney).

San Diego Chargers vs Oakland Raiders at O.co Coliseum

- 2-5-OAK 32 (:49) (No Huddle, Shotgun) P.Rivers pass incomplete short left to D.Inman.
- 3-5-OAK 32 (:44) (Shotgun) P.Rivers pass short left to A.Gates to OAK 29 for 3 yards (T.Mays).  
Timeout #1 by OAK at 00:36.
- 4-2-OAK 29 (:36) J.Lambo 47 yard field goal is GOOD, Center-M.Windt, Holder-M.Scifres.

SD 17 OAK 10, 8 plays, 49 yards, 2:30 drive, 14:29 elapsed

J.Lambo kicks 61 yards from SD 35 to OAK 4. T.Jones to OAK 40 for 36 yards (G.Ducre).

Oakland Raiders at 0:31, (1st play from scrimmage 0:26)

- 1-10-OAK 40 (:26) (Shotgun) D.Carr pass short left to A.Cooper to OAK 47 for 7 yards (J.Verrett).
- 2-3-OAK 47 (:21) (Shotgun) D.Carr sacked at OAK 35 for -12 yards (J.Addae).  
Timeout #2 by OAK at 00:10.  
Timeout #3 by SD at 00:10.
- 3-15-OAK 35 (:10) (Shotgun) D.Carr scrambles up the middle to OAK 46 for 11 yards (C.Mager).  
Timeout #3 by OAK at 00:03.
- 4-4-OAK 46 (:03) (Shotgun) D.Carr pass short right to L.Murray to SD 30 for 24 yards. Lateral to A.Cooper to OAK 46 for -24 yards. Lateral to D.Carr to SD 49 for 5 yards. Lateral to M.Crabtree to SD 49 for no gain (M.Te'o).  
*Penalty on OAK-J.Feliciano, Illegal Block Above the Waist, declined.*  
*PENALTY on OAK-G.Jackson, Ineligible Downfield Pass, 0 yards, enforced at OAK 46 - No Play.*

END OF QUARTER

	Time		First Downs				Efficiencies	
	Score	Poss	R	P	X	T	3 Down	4 Down
San Diego Chargers	17	7:45	0	4	0	4	2/4	0/0
Oakland Raiders	10	7:15	1	1	1	3	0/4	0/0

Third Quarter

12/24/2015

Play By Play

SD elects to Receive, and OAK elects to defend the North goal.

S.Janikowski kicks 67 yards from OAK 35 to SD -2. J.Herndon to SD 15 for 17 yards (B.Heeney).

San Diego Chargers at 15:00, (1st play from scrimmage 14:55)

- 1-10-SD 15 (14:55) (Shotgun) P.Rivers pass short left to D.Brown to SD 18 for 3 yards (T.Carrie).
- 2-7-SD 18 (14:14) (Shotgun) P.Rivers pass short right to J.Phillips ran ob at SD 27 for 9 yards. Oakland challenged the pass completion ruling, and the play was Upheld. The ruling on the field stands. (Timeout #1 at 14:06.)
- 1-10-SD 27 (14:02) (Shotgun) D.Brown up the middle to SD 26 for -1 yards (M.Smith).
- 2-11-SD 26 (13:20) (Shotgun) D.Brown up the middle to SD 21 for -5 yards (M.Smith).
- 3-16-SD 21 (12:42) (Shotgun) P.Rivers pass incomplete deep right to M.Floyd.
- 4-16-SD 21 (12:35) M.Scifres punts 43 yards to OAK 36, Center-M.Windt, fair catch by J.Ross.

P9

Oakland Raiders at 12:29

- 1-10-OAK 36 (12:29) L.Murray right tackle to OAK 33 for -3 yards (J.Attachu).
- 2-13-OAK 33 (11:44) L.Murray up the middle to OAK 35 for 2 yards (K.Reyes).
- 3-11-OAK 35 (11:04) (Shotgun) D.Carr pass short left to S.Roberts to OAK 39 for 4 yards (G.Ducre).
- 4-7-OAK 39 (10:22) M.King punts 48 yards to SD 13, Center-T.Gafford, fair catch by J.Herndon.

San Diego Chargers at 10:15

- 1-10-SD 13 (10:15) (Shotgun) P.Rivers pass short right to J.Herndon to SD 16 for 3 yards (T.Mays). SD-J.Herndon was injured during the play. His return is Questionable.
- 2-7-SD 16 (9:44) (Shotgun) P.Rivers pass incomplete short right to M.Floyd (D.Amerson).
- 3-7-SD 16 (9:40) (Shotgun) P.Rivers pass short middle to D.Inman to SD 20 for 4 yards (D.Amerson).
- 4-3-SD 20 (9:13) M.Scifres punts 34 yards to OAK 46, Center-M.Windt, fair catch by J.Ross.

Oakland Raiders at 9:05

- 1-10-OAK 46 (9:05) D.Carr pass short left to A.Cooper to OAK 49 for 3 yards (G.Ducre).
- 2-7-OAK 49 (8:29) L.Murray right end to SD 46 for 5 yards (A.Phillips).  
*PENALTY on OAK-J.Webb, Offensive Holding, 10 yards, enforced at OAK 49 - No Play.*
- 2-17-OAK 39 (8:02) (Shotgun) D.Carr pass short middle to M.Crabtree to 50 for 11 yards (D.Perryman).
- 3-6-50 (7:16) (Shotgun) D.Carr pass incomplete deep right to C.Walford.
- 4-6-50 (7:11) M.King punts 42 yards to SD 8, Center-T.Gafford, fair catch by J.Herndon.

San Diego Chargers at 7:04

- 1-10-SD 8 (7:04) (Shotgun) D.Brown left guard to SD 13 for 5 yards (L.Alexander).
- 2-5-SD 13 (6:22) (Shotgun) P.Rivers pass short left to M.Floyd to SD 23 for 10 yards (D.Hayden).
- 1-10-SD 23 (5:57) (No Huddle, Shotgun) P.Rivers pass short left to D.Brown to SD 30 for 7 yards (M.Smith).
- 2-3-SD 30 (5:43) (No Huddle, Shotgun) D.Brown left tackle to SD 31 for 1 yard (J.Ellis).
- 3-2-SD 31 (4:59) (No Huddle, Shotgun) P.Rivers pass incomplete short right to J.Herndon.
- 4-2-SD 31 (4:53) M.Scifres punts 37 yards to OAK 32, Center-M.Windt, fair catch by J.Ross.

P10

Oakland Raiders at 4:48

- 1-10-OAK 32 (4:48) (Shotgun) *PENALTY on OAK-S.Roberts, False Start, 5 yards, enforced at OAK 32 - No Play.*
- 1-15-OAK 27 (4:48) (Shotgun) D.Carr pass incomplete short left to A.Holmes (D.Philon).
- 2-15-OAK 27 (4:45) (Shotgun) D.Carr pass short left to L.Murray to OAK 41 for 14 yards (A.Phillips).
- 3-1-OAK 41 (4:23) (No Huddle, Shotgun) L.Murray up the middle to OAK 40 for -1 yards (J.Attachu).
- 4-2-OAK 40 (3:35) M.King punts 51 yards to SD 9, Center-T.Gafford, downed by OAK-T.Jones.

San Diego Chargers at 3:23

- 1-10-SD 9 (3:23) D.Brown up the middle to SD 11 for 2 yards (D.Williams).
- 2-8-SD 11 (2:43) (Shotgun) *PENALTY on SD-J.Barksdale, False Start, 5 yards, enforced at SD 11 - No Play.*
- 2-13-SD 6 (2:20) (Shotgun) P.Rivers pass incomplete short right to L.Green (L.Orr).
- 3-13-SD 6 (2:16) (Shotgun) P.Rivers sacked in End Zone for -6 yards, SAFETY (D.Autry).

SD 17 OAK 12, Safety, 12:50 elapsed

M.Scifres kicks 56 yards from SD 20 to OAK 24. J.Ross to OAK 39 for 15 yards (A.Phillips).

Oakland Raiders at 2:10, (1st play from scrimmage 2:05)

- 1-10-OAK 39 (2:05) (Shotgun) D.Carr pass short left to T.Jones to OAK 44 for 5 yards (J.Addae).
- 2-5-OAK 44 (1:25) (Shotgun) L.Murray right guard to OAK 41 for -3 yards (J.Attachu).
- 3-8-OAK 41 (:49) (Shotgun) D.Carr sacked at OAK 33 for -8 yards (M.Ingram).

San Diego Chargers vs Oakland Raiders at O.co Coliseum

4-16-OAK 33 (:10) M.King punts 53 yards to SD 14, Center-T.Gafford. C.Mager to SD 16 for 2 yards (K.Toomer).

END OF QUARTER

	Score	Time Poss	First Downs				Efficiencies	
			R	P	X	T	3 Down	4 Down
San Diego Chargers	17	7:10	0	2	0	2	0/4	0/0
Oakland Raiders	12	7:50	0	0	0	0	0/4	0/0



## Fourth Quarter

12/24/2015

## Play By Play

San Diego Chargers continued.

## San Diego Chargers at 15:00

1-10-SD 16	(15:00) (Shotgun) P.Rivers pass short right to D.Inman to SD 24 for 8 yards (T.Carrie).	
2-2-SD 24	(14:26) (No Huddle, Shotgun) D.Woodhead left tackle to SD 30 for 6 yards (M.Smith; C.Woodson).	R11
<u>1-10-SD 30</u>	(13:55) (No Huddle, Shotgun) D.Woodhead left end to SD 35 for 5 yards (M.Smith). SD-O.Franklin was injured during the play. He is Out.	
2-5-SD 35	(13:11) (Shotgun) P.Rivers pass short middle to D.Woodhead ran ob at OAK 44 for 21 yards (T.Mays).	P12
<u>1-10-OAK 44</u>	(12:47) (No Huddle, Shotgun) D.Woodhead right tackle to OAK 44 for no gain (T.Carrie).	
2-10-OAK 44	(12:03) (Shotgun) P.Rivers pass short middle to L.Green to OAK 31 for 13 yards (B.Heeney).	P13
<u>1-10-OAK 31</u>	(11:19) (No Huddle, Shotgun) P.Rivers pass incomplete short left to D.Inman (D.Hayden).	
	Timeout #1 by SD at 11:15.	
2-10-OAK 31	(11:15) (Shotgun) P.Rivers pass short left to D.Woodhead to OAK 32 for -1 yards (B.Heeney).	
3-11-OAK 32	(10:30) (No Huddle, Shotgun) P.Rivers pass short right to D.Woodhead to OAK 20 for 12 yards (M.Smith).	P14
<u>1-10-OAK 20</u>	(9:43) (Shotgun) D.Brown left end to OAK 20 for no gain (B.Heeney).	
2-10-OAK 20	(9:02) (Shotgun) P.Rivers pass incomplete short middle to D.Brown (K.Mack).	
3-10-OAK 20	(8:58) (Shotgun) P.Rivers pass incomplete short left to D.Woodhead.	
	<i>PENALTY on SD, Unsportsmanlike Conduct, 15 yards, enforced at OAK 20.</i>	
4-25-OAK 35	(8:52) J.Lambo 53 yard field goal is GOOD, NULLIFIED by Penalty, Center-M.Windt, Holder-M.Scifres.	
	<i>PENALTY on OAK-K.Mack, Defensive Holding, 5 yards, enforced at OAK 35 - No Play.</i>	X15
<u>1-10-OAK 30</u>	(8:48) (Shotgun) P.Rivers pass deep left to L.Green for 30 yards, TOUCHDOWN. The Replay Official reviewed the pass completion ruling, and the play was REVERSED. (Shotgun) P.Rivers pass incomplete deep left to L.Green.	
2-10-OAK 30	(8:42) (Shotgun) P.Rivers pass short left to L.Green to OAK 24 for 6 yards (T.Carrie).	
	<i>PENALTY on SD-D.Fluker, Offensive Holding, 10 yards, enforced at OAK 30 - No Play.</i>	
2-20-OAK 40	(8:11) (Shotgun) P.Rivers pass incomplete short right to D.Inman.	
3-20-OAK 40	(8:05) (Shotgun) P.Rivers pass short left to D.Woodhead to OAK 30 for 10 yards (M.Smith).	
4-10-OAK 30	(7:27) J.Lambo 48 yard field goal is No Good, Wide Left, Center-M.Windt, Holder-M.Scifres.	

## Oakland Raiders at 7:22

1-10-OAK 38	(7:22) (Shotgun) D.Carr pass incomplete short left to T.Jones.	
2-10-OAK 38	(7:18) L.Murray up the middle to OAK 46 for 8 yards (D.Perryman).	
3-2-OAK 46	(6:37) (Shotgun) D.Carr pass incomplete short left to S.Roberts.	
	<i>Penalty on OAK-J.Webb, Offensive Holding, declined.</i>	
4-2-OAK 46	(6:32) M.King punts 44 yards to SD 10, Center-T.Gafford, fair catch by C.Mager.	

## San Diego Chargers at 6:24

1-10-SD 10	(6:24) (Shotgun) D.Woodhead left tackle to SD 37 for 27 yards (D.Hayden).	R16
<u>1-10-SD 37</u>	(5:40) (No Huddle, Shotgun) D.Woodhead right tackle to SD 38 for 1 yard (K.Mack).	
2-9-SD 38	(5:02) (Shotgun) P.Rivers pass short left to D.Johnson to SD 42 for 4 yards (M.Smith). FUMBLES (M.Smith), RECOVERED by OAK-B.Mayowa at SD 43. B.Mayowa to SD 3 for 40 yards (J.Walton).	

## Oakland Raiders at 4:47

1-3-SD 3	<b>(4:47) D.Carr pass short left to M.Crabtree for 3 yards, TOUCHDOWN.</b>	P10
	TWO-POINT CONVERSION ATTEMPT. D.Carr pass to S.Roberts is complete. ATTEMPT SUCCEEDS.	

SD 17 OAK 20, 1 plays, 3 yards, 0:05 drive, 10:18 elapsed

S.Janikowski kicks 65 yards from OAK 35 to end zone, Touchback.

## San Diego Chargers at 4:42, (1st play from scrimmage 4:41)

1-10-SD 20	(4:41) (Shotgun) P.Rivers pass short left to D.Inman to SD 25 for 5 yards (B.Heeney).	
2-5-SD 25	(4:00) (Shotgun) D.Woodhead left end to SD 29 for 4 yards (B.Mayowa).	
3-1-SD 29	(3:20) (No Huddle) D.Woodhead up the middle to SD 33 for 4 yards (M.Smith).	R17
<u>1-10-SD 33</u>	(2:48) (No Huddle, Shotgun) P.Rivers pass short left to D.Woodhead to SD 32 for -1 yards (T.Mays).	
2-11-SD 32	(2:15) (No Huddle, Shotgun) P.Rivers pass deep left to M.Floyd to OAK 45 for 23 yards (T.Mays).	P18
<u>1-10-OAK 45</u>	(2:06) (No Huddle, Shotgun) P.Rivers pass incomplete short left to D.Woodhead.	
2-10-OAK 45	(2:03) (No Huddle, Shotgun) P.Rivers pass incomplete short left to M.Floyd.	

Two-Minute Warning

3-10-OAK 45	(2:00) (Shotgun) P.Rivers pass incomplete deep middle to D.Inman (D.Hayden).	
-------------	------------------------------------------------------------------------------	--

**San Diego Chargers vs Oakland Raiders at O.co Coliseum**

*PENALTY on OAK-D.Hayden, Defensive Pass Interference, 15 yards, enforced at OAK 45 - No Play.*

X19

- 1-10-OAK 30 (1:55) (Shotgun) D.Woodhead up the middle to OAK 27 for 3 yards (L.Orr; K.Mack).
- 2-7-OAK 27 (1:11) (Shotgun) P.Rivers pass incomplete deep right to D.Inman.
- 3-7-OAK 27 (1:06) (Shotgun) P.Rivers pass incomplete deep left to L.Green (T.Mays).
- 4-7-OAK 27 (1:00) **J.Lambo 45 yard field goal is GOOD, Center-M.Windt, Holder-M.Scifres.**

<b>SD 20 OAK 20, 11 plays, 53 yards, 1 penalty, 3:47 drive, 14:05 elapsed</b>
-------------------------------------------------------------------------------

J.Lambo kicks 66 yards from SD 35 to OAK -1. T.Jones to OAK 30 for 31 yards (N.Dzubnar).

**Oakland Raiders at 0:55, (1st play from scrimmage 0:49)**

- 1-10-OAK 30 (:49) (Shotgun) D.Carr pass short middle to L.Murray to OAK 34 for 4 yards (D.Perryman).

- 2-6-OAK 34 (:34) (No Huddle, Shotgun) D.Carr pass incomplete short middle.

*PENALTY on OAK-D.Carr, Intentional Grounding, 11 yards, enforced at OAK 34. This penalty requires a 10-second runoff.*

- 3-17-OAK 23 (:17) (Shotgun) D.Carr pass short right to M.Reece to OAK 23 for no gain (M.Ingram).

*Penalty on OAK-J.Feliciano, Ineligible Downfield Pass, declined.*

Timeout #2 by SD at 00:10.

- 4-17-OAK 23 (:10) M.King punts 65 yards to SD 12, Center-T.Gafford, downed by OAK-A.Holmes.

**END OF QUARTER**

	Score	Time Poss	First Downs				Efficiencies	
			R	P	X	T	3 Down	4 Down
San Diego Chargers	20	13:02	3	4	2	9	2/5	0/0
Oakland Raiders	20	1:58	0	1	0	1	0/2	0/0

Play By Play

Overtime

12/24/2015

OAK wins toss, elects to Receive, and SD elects to defend the South goal.

J.Lambo kicks 65 yards from SD 35 to end zone, Touchback.

Oakland Raiders at 15:00

1-10-OAK 20	(15:00) D.Carr pass incomplete short left to C.Walford.	
2-10-OAK 20	(14:57) (Shotgun) D.Carr pass short right to M.Reece to OAK 23 for 3 yards (M.Ingram).	
3-7-OAK 23	(14:16) (Shotgun) D.Carr pass deep left to A.Holmes to OAK 39 for 16 yards (G.Ducre). The Replay Official reviewed the pass completion ruling, and the play was Upheld. The ruling on the field was confirmed.	P11
<u>1-10-OAK 39</u>	(13:57) (Shotgun) D.Carr sacked at OAK 39 for 0 yards (D.Square).  <i>PENALTY on OAK-D.Penn, Offensive Holding, 10 yards, enforced at OAK 39 - No Play.</i>	
1-20-OAK 29	(13:36) L.Murray up the middle to OAK 35 for 6 yards (J.Addae).	
2-14-OAK 35	(13:02) (Shotgun) D.Carr pass deep right to M.Rivera to SD 45 for 20 yards (M.Ingram).  <i>PENALTY on OAK-J.Webb, Offensive Holding, 10 yards, enforced at OAK 35 - No Play.</i>	
2-24-OAK 25	(12:29) (Shotgun) <i>PENALTY on OAK-J.Feliciano, False Start, 5 yards, enforced at OAK 25 - No Play.</i>	
2-29-OAK 20	(12:08) (Shotgun) D.Carr pass short middle to M.Crabtree to OAK 28 for 8 yards (D.Perryman).  <i>PENALTY on SD-D.Perryman, Unnecessary Roughness, 15 yards, enforced at OAK 28.</i>	X12
<u>1-10-OAK 43</u>	(11:42) (Shotgun) D.Carr pass incomplete short middle to S.Roberts (K.Reyes).	
2-10-OAK 43	(11:37) L.Murray up the middle to OAK 47 for 4 yards (D.Perryman).	
3-6-OAK 47	(11:01) (Shotgun) D.Carr pass short left to M.Crabtree to SD 45 for 8 yards (G.Ducre). SD-P.Robinson was injured during the play. His return is Questionable.	P13
<u>1-10-SD 45</u>	(10:29) (Shotgun) D.Carr pass incomplete deep left to A.Holmes.	
2-10-SD 45	(10:21) <i>PENALTY on OAK-C.Walford, False Start, 5 yards, enforced at SD 45 - No Play.</i>	
2-15-50	(10:21) (Shotgun) D.Carr pass short right to M.Crabtree pushed ob at SD 43 for 7 yards (M.Ingram).	
3-8-SD 43	(9:47) (Shotgun) D.Carr pass short right to S.Roberts to SD 10 for 33 yards (C.Mager).	P14
<u>1-10-SD 10</u>	(8:55) (Shotgun) C.Woodson right end to SD 13 for -3 yards (M.Te'o).  Timeout #1 by OAK at 08:30.	
2-13-SD 13	(8:30) (Shotgun) D.Carr pass incomplete short left to M.Crabtree.	
3-13-SD 13	(8:25) (Shotgun) <i>PENALTY on OAK-D.Carr, Delay of Game, 5 yards, enforced at SD 13 - No Play.</i>  Timeout #1 by SD at 08:25.	
3-18-SD 18	(8:25) (Shotgun) D.Carr scrambles right end ran ob at SD 13 for 5 yards.	
4-13-SD 13	<b>(8:09) S.Janikowski 31 yard field goal is GOOD, Center-T.Gafford, Holder-M.King.</b>	

<b>SD 20 OAK 23, 15 plays, 67 yards, 1 penalty, 6:55 drive, 6:55 elapsed</b>
------------------------------------------------------------------------------

S.Janikowski kicks 65 yards from OAK 35 to end zone, Touchback.

San Diego Chargers at 8:05

1-10-SD 20	(8:05) (Shotgun) P.Rivers pass incomplete short middle to L.Green (T.Mays).
2-10-SD 20	(7:58) (No Huddle, Shotgun) D.Woodhead up the middle to SD 25 for 5 yards (K.Mack).
3-5-SD 25	(7:21) (No Huddle, Shotgun) P.Rivers pass short middle to D.Woodhead to SD 27 for 2 yards (B.Heeney).  Timeout #2 by SD at 06:39.
4-3-SD 27	(6:39) (Shotgun) P.Rivers pass incomplete short right to D.Inman.

END OF QUARTER

	Score	Time Poss	First Downs				Efficiencies	
			R	P	X	T	3 Down	4 Down
San Diego Chargers	20	1:30	0	0	0	0	0/1	0/1
Oakland Raiders	23	6:55	0	3	1	4	3/4	0/0

# Miscellaneous Statistics Report

San Diego Chargers vs Oakland Raiders

12/24/2015 at O.co Coliseum

## Ten Longest Plays for San Diego Chargers

Yards	Qtr	Play Start	Play Description
27	4	1-10-SD 10	(6:24) (Shotgun) D.Woodhead left tackle to SD 37 for 27 yards (D.Hayden).
23	1	2-15-OAK 37	(11:24) (No Huddle, Shotgun) P.Rivers pass short middle to D.Brown to OAK 14 for 23 yards (D.Hayden).
23	4	2-11-SD 32	(2:15) (No Huddle, Shotgun) P.Rivers pass deep left to M.Floyd to OAK 45 for 23 yards (T.Mays).
21	4	2-5-SD 35	(13:11) (Shotgun) P.Rivers pass short middle to D.Woodhead ran ob at OAK 44 for 21 yards (T.Mays).
20	2	2-5-SD 27	(2:34) (No Huddle, Shotgun) P.Rivers pass deep right to D.Inman to SD 47 for 20 yards (D.Amerson).
17	1	1-10-SD 25	(3:20) (Shotgun) P.Rivers pass deep right to D.Inman ran ob at SD 42 for 17 yards.
14	2	3-5-OAK 28	(13:03) (Shotgun) P.Rivers pass short middle to L.Green to OAK 14 for 14 yards (D.Hayden).
13	4	2-10-OAK 44	(12:03) (Shotgun) P.Rivers pass short middle to L.Green to OAK 31 for 13 yards (B.Heeney).
12	1	3-9-OAK 13	(10:14) (Shotgun) P.Rivers pass short middle to D.Inman to OAK 1 for 12 yards (T.Carrie).
12	4	3-11-OAK 32	(10:30) (No Huddle, Shotgun) P.Rivers pass short right to D.Woodhead to OAK 20 for 12 yards (M.Smith).

## Ten Longest Plays for Oakland Raiders

Yards	Qtr	Play Start	Play Description
33	5	3-8-SD 43	(9:47) (Shotgun) D.Carr pass short right to S.Roberts to SD 10 for 33 yards (C.Mager).
23	5	2-29-OAK 20	(12:08) (Shotgun) D.Carr pass short middle to M.Crabtree to OAK 28 for 8 yards (D.Perryman).
22	1	3-17-SD 44	(4:14) (Shotgun) D.Carr pass deep right to C.Walford to SD 22 for 22 yards (D.Stuckey; C.Mager).
22	1	1-10-SD 22	(3:33) L.Murray right tackle for 22 yards, TOUCHDOWN.
17	1	1-10-OAK 23	(9:01) (Shotgun) D.Carr pass short middle to L.Smith to OAK 40 for 17 yards (D.Perryman).
16	5	3-7-OAK 23	(14:16) (Shotgun) D.Carr pass deep left to A.Holmes to OAK 39 for 16 yards (G.Ducre).
14	3	2-15-OAK 27	(4:45) (Shotgun) D.Carr pass short left to L.Murray to OAK 41 for 14 yards (A.Phillips).
11	2	3-15-OAK 35	(:10) (Shotgun) D.Carr scrambles up the middle to OAK 46 for 11 yards (C.Mager).
11	3	2-17-OAK 39	(8:02) (Shotgun) D.Carr pass short middle to M.Crabtree to 50 for 11 yards (D.Perryman).
10	1	2-8-SD 47	(6:40) D.Carr pass short middle to L.Murray pushed ob at SD 37 for 10 yards (M.Ingram).

## Touchdown Scoring Information

		Offense	Defense	Special Teams
<b>VISITOR</b>	San Diego Chargers	2	0	0
<b>HOME</b>	Oakland Raiders	2	0	0

## Player Scoring Information

Club	Player	TD	Rush TD	Rec TD	KO TD	Punt TD	Int TD	Fum TD	Misc TD	FG	XP	2Pt Rush	2Pt Rec	Sfty	Points
SD	J.Lambo	0	0	0	0	0	0	0	0	2	2	0	0	0	8
SD	D.Brown	0	1	0	0	0	0	0	0	0	0	0	0	0	6
SD	D.Inman	0	0	1	0	0	0	0	0	0	0	0	0	0	6
OAK	S.Janikowski	0	0	0	0	0	0	0	0	2	1	0	0	0	7
OAK	L.Murray	0	1	0	0	0	0	0	0	0	0	0	0	0	6
OAK	M.Crabtree	0	0	1	0	0	0	0	0	0	0	0	0	0	6
OAK	S.Roberts	0	0	0	0	0	0	0	0	0	0	0	1	0	2
OAK	D.Autry	0	0	0	0	0	0	0	0	0	0	0	0	1	2

## Possession Detail

	First Half		Second Half		Game	
	Visitor	Home	Visitor	Home	Visitor	Home
Largest Lead	7	0	5	3	7	3
Drives Leading	2	0	6	1	8	1
Time of Possession Leading	4:02	0:00	16:25	0:05	20:27	0:05
Largest Deficit	0	-7	-3	-5	-3	-7
Drives Trailing	0	4	2	5	2	9
Time of Possession Trailing	0:00	12:45	5:17	8:48	5:17	21:33
Times Score Tied Up		1		1		2
Lead Changes		2		2		4

# Playtime Percentage

*Percent of playtime per player on offense, defense and special teams*

## San Diego Chargers

## Oakland Raiders

San Diego Chargers					Oakland Raiders				
	Offense	Defense	Special Teams			Offense	Defense	Special Teams	
J Mays	LB		26	74%	L Alexander	LB		32	91%
N Dzubnar	LB		26	74%	K McGill	CB		32	91%
K Conner	LB		25	71%	L Asante	FS		25	71%
A Phillips	S		24	69%	K Toomer	LB		25	71%
J Phillips	TE		23	66%	J Olawale	FB		25	71%
C Mager	CB		22	63%	T Jones	RB		24	69%
D Butler	LB		20	57%	A Holmes	WR		21	60%
C Law	LB		18	51%	M Rivera	TE		20	57%
G Ducre	CB		17	49%	B Heeney	LB		14	40%
T Williams	WR		15	43%	T Mays	FS		12	34%
K Wiggins	T		14	40%	M King	P		12	34%
K Reyes	DE		12	34%	T Gafford	LS		12	34%
M Scifres	P		12	34%	C Lofton	LB		11	31%
J Lambo	K		12	34%	L Smith	TE		10	29%
M Windt	LS		11	31%	T McDonald	FS		9	26%
J Herndon	WR		9	26%	S Janikowski	K		8	23%
J Attaochu	LB		8	23%	M Reece	FB		7	20%
D Inman	WR		7	20%	D Williams	DT		7	20%
D Woodhead	RB		7	20%	L Orr	DT		7	20%
L Green	TE		6	17%	D McDonald	CB		7	20%
T Robinson	C		6	17%	S McGee	NT		7	20%
R Carrethers	NT		6	17%	B Mayowa	DE		7	20%
J Barksdale	T		6	17%	K Mack	DE		7	20%
T Burwell	T		6	17%	D Autry	DT		7	20%
D Smith	RB		5	14%	T Carrie	CB		6	17%
J Verrett	CB		5	14%	J Ross	WR		6	17%
D Stuckey	FS		5	14%	D Hayden	CB		4	11%
D Johnson	TE		5	14%	T Bergstrom	C		3	9%
P Robinson	CB		5	14%	J Webb	G		3	9%
D Brown	RB		4	11%	K Barnes	T		3	9%
J Walton	C		3	9%	D Penn	T		3	9%
R Mathews	DT		3	9%	C Walford	TE		3	9%
O Franklin	G		3	9%	J Feliciano	G		3	9%
M Ingram	LB		3	9%	G Jackson	G		3	9%
D Square	NT		3	9%					
J Addae	SS		2	6%					
E Weddle	FS		1	3%					



A red-tinted photograph of the Kansas City skyline and Arrowhead Stadium. The skyline is visible in the background, and the stadium is in the foreground. The stadium's large "CHIEFS" sign and the team's logo are prominent. The text "KANSAS CITY" is in yellow, and "CHIEFS" is in large white letters with a red outline.

# KANSAS CITY **CHIEFS**

*Player Statistics*

**THIS IS CHIEFS KINGDOM**

2	Dustin Colquitt	P	6-3	210	33	11	Tennessee	D3-05
---	-----------------	---	-----	-----	----	----	-----------	-------

#### DUSTIN COLQUITT'S NFL REGULAR SEASON PUNTING STATISTICS

SEASON	TEAM	GP	NO.	YDS.	AVG.	RET.	OPP.		YDS.	NET		TB	IN20	LG	BK
							YDS.	AVG.		YDS.	AVG.				
2005	Chiefs	16	65	2,564	39.4	23	179	2,285	35.2	5	27	62	0		
2006	Chiefs	16	71	3,145	44.3	32	254	2,791	39.3	5	23	72	0		
2007	Chiefs	16	95	4,322	45.5	50	387	3,755	39.1	9	27	81	1		
2008	Chiefs	14	70	3,110	44.4	28	209	2,741	39.2	8	27	73	0		
2009	Chiefs	16	96	4,361	45.4	40	285	3,956	40.8	6	41	70	1		
2010	Chiefs	16	88	3,908	44.4	42	361	3,347	37.6	10	33	72	1		
2011	Chiefs	16	89	4,084	45.9	36	411	3,573	40.1	5	27	68	0		
2012	Chiefs	16	83	3,887	46.8	27	362	3,385	40.8	7	45	71	0		
2013	Chiefs	16	87	4,005	46.0	38	246	3,539	40.2	11	35	65	1		
2014	Chiefs	16	71	3,164	44.6	29	190	2,874	40.5	5	31	69	0		
2015*	Chiefs	15	70	3,155	45.1	26	170	2,885	41.2	5	33	62	0		
NFL TOTALS		173	885	39,705	44.9	371	3,054	35,131	39.5	76	349	81	4		

#### 2015 GAME-BY-GAME REGULAR SEASON STATISTICS (KANSAS CITY CHIEFS)

SEASON	OPPONENT		NO.	YDS.	AVG.	OPP		NET		TB	IN20	LG	BK	W/L	SCORE
						RET.	YDS.	YDS.	AVG						
09/13*	at Texans	P	7	307	43.9	4	14	253	36.1	2	4	56	0	W	27-20
09/17*	BRONCOS	P	4	210	52.5	0	0	210	52.5	0	1	58	0	L	24-31
09/28*	at Packers	P	6	301	50.2	4	30	271	45.2	0	2	61	0	L	28-38
10/04*	at Bengals	P	1	62	62.0	1	7	55	55.0	0	0	62	0	L	21-36
10/11*	BEARS	P	7	331	47.3	3	20	291	41.6	1	4	55	0	L	17-18

10/18*	at Vikings	P	6	250	41.7	2	14	236	39.3	0	3	55	0	L	10-16
10/25*	STEELERS	P	3	164	54.7	1	2	162	54.0	0	0	57	0	W	23-13
11/01*	LIONS	P	4	164	41.0	1	2	162	40.5	0	3	46	0	W	45-10
11/15*	at Broncos	P	5	226	45.2	1	11	215	43.0	0	4	59	0	W	29-13
11/22*	at Chargers	P	5	203	40.6	1	0	203	40.6	0	4	43	0	W	33-3
11/29*	BILLS	P	3	117	39.0	1	5	112	37.3	0	0	41	0	W	30-22
12/06*	at Raiders	P	5	250	50.0	3	21	229	45.8	0	2	55	0	W	34-20
12/13*	CHARGERS	P	4	154	38.5	0	0	134	33.5	1	2	48	0	W	10-3
12/20*	at Ravens	P	5	232	46.4	2	27	205	41.0	0	3	57	0	W	34-14
12/27*	BROWNS	P	5	184	36.8	2	17	147	29.4	1	1	47	0	W	17-13
<b>2015 TOTALS</b>			<b>15</b>	<b>70</b>	<b>3,155</b>	<b>45.1</b>	<b>26</b>	<b>170</b>	<b>2,885</b>	<b>41.2</b>	<b>5</b>	<b>33</b>	<b>62</b>	<b>0</b>	<b>10-5</b>

5	Cairo Santos	K	5-8	160	24	2	Tulane	CFA-14
---	--------------	---	-----	-----	----	---	--------	--------

#### CAIRO SANTOS' NFL REGULAR SEASON STATISTICS

SEASON	TEAM	GP	FGM	FGA	PCT.	LG	XP	XPA	PCT.	BLK	PTS
2014	Chiefs	16	25	30	83.3	53	38	38	100.0	0	113
2015*	Chiefs	15	30	37	81.1	53	36	38	94.7	1	126
<b>NFL TOTALS</b>		<b>31</b>	<b>55</b>	<b>67</b>	<b>82.1</b>	<b>53</b>	<b>74</b>	<b>76</b>	<b>97.4</b>	<b>1</b>	<b>239</b>

#### REGULAR SEASON FIELD-GOAL ACCURACY

SEASON	TEAM	1-19	PCT.	20-29	PCT.	30-39	PCT.	40-49	PCT.	50+	PCT.
2014	Chiefs	1-1	100.0	10-10	100.0	6-7	85.7	7-10	70.0	1-2	50.0
2015*	Chiefs	0-0	0.0	7-8	87.5	10-10	100.0	9-11	81.8	4-8	50.0
<b>NFL TOTALS</b>		<b>1-1</b>	<b>100.0</b>	<b>17-18</b>	<b>94.4</b>	<b>16-17</b>	<b>94.1</b>	<b>16-21</b>	<b>76.2</b>	<b>5-10</b>	<b>50.0</b>

2015 GAME-BY-GAME REGULAR SEASON STATISTICS (KANSAS CITY CHIEFS)

SEASON	OPPONENT	P	FIELD GOALS				EXTRA POINTS				PTS	W/L	SCORE
			FGM	FGA	PCT	LG	XP	XPA	PCT	BLK			
09/13*	at Texans	P	2	3	66.7	48	3	3	100.0	0	9	W	27-20
09/17*	BRONCOS	P	1	1	100.0	35	3	3	100.0	0	6	L	24-31
09/28*	at Packers	P	0	0	0.0	0	2	2	100.0	0	2	L	28-38
10/04*	at Bengals	P	7	7	100.0	51	0	0	0.0	0	21	L	21-36
10/11*	BEARS	P	1	3	33.3	35	2	2	100.0	0	5	L	17-18
10/18*	at Vikings	P	1	1	100.0	48	1	1	100.0	0	4	L	10-16
10/25*	STEELERS	P	3	4	75.0	30	2	2	100.0	0	11	W	23-13
11/01*	LIONS	P	1	1	100.0	33	6	6	100.0	0	9	W	45-10
11/15*	at Broncos	P	5	6	83.3	50	2	2	100.0	0	17	W	29-13
11/22*	at Chargers	P	2	2	100.0	28	3	4	75.0	0	9	W	33-3
11/29*	BILLS	P	3	4	75.0	49	3	3	100.0	0	12	W	30-22
12/06*	at Raiders	P	0	0	0.0	0	2	3	66.7	0	2	W	34-20
12/13*	CHARGERS	P	1	2	50.0	40	1	1	100.0	0	4	W	10-3
12/20*	at Ravens	P	2	2	100.0	53	4	4	100.0	0	10	W	34-14
12/27*	BROWNS	P	1	1	100.0	40	2	2	100.0	0	5	W	17-13
2015 TOTALS		15	30	37	81.1	53	36	38	94.7	0	126	10-5	

7	Aaron Murray	QB	6-1	207	25	2	Georgia	D5-14
---	--------------	----	-----	-----	----	---	---------	-------

Has Not Played in an NFL Regular Season Game

2015 GAME-BY-GAME REGULAR SEASON STATISTICS (KANSAS CITY CHIEFS)

PASSING

RUSHING

SEASON	OPPONENT	P/S	ATT	CMP	YDS	PCT	TD	INT	LG	SK/YD	RATE	ATT	YDS	LG	TD	W/L
09/13*	at Texans	NOT ACTIVE														W
09/17*	BRONCOS	NOT ACTIVE														L
09/28*	at Packers	NOT ACTIVE														L
10/04*	at Bengals	NOT ACTIVE														L
10/11*	BEARS	NOT ACTIVE														L
10/18*	at Vikings	NOT ACTIVE														L
10/25*	STEELERS	NOT ACTIVE														W
11/01*	LIONS	NOT ACTIVE														W
11/15*	at Broncos	NOT ACTIVE														W
11/22*	at Chargers	NOT ACTIVE														W
11/29*	BILLS	NOT ACTIVE														W
12/06*	at Raiders	NOT ACTIVE														W
12/13*	CHARGERS	NOT ACTIVE														W
12/20*	at Ravens	NOT ACTIVE														W
12/27*	BROWNS	NOT ACTIVE														W
<b>2015 TOTALS</b>		<b>0-0</b>	<b>0</b>	<b>0</b>	<b>0</b>	<b>0.0</b>	<b>0</b>	<b>0</b>	<b>0</b>	<b>0/0</b>	<b>0.0</b>	<b>0</b>	<b>0</b>	<b>0</b>	<b>0</b>	<b>10-5</b>

10	Chase Daniel	QB	6-0	225	29	7	Missouri	UFA-13
----	--------------	----	-----	-----	----	---	----------	--------

#### CHASE DANIEL'S NFL REGULAR SEASON PASSING STATISTICS

SEASON	TEAM	GP	GS	ATT.	CMP.	PCT.	YDS					YDS		
							YDS	ATT.	TD	INT.	LG	SK	LST	RATE
2009	Saints	0	0	0	0	0.0	0	0.0	0	0	0	0	0	0.0
2010	Saints	13	0	3	2	66.7	16	5.3	0	0	9	1	10	79.9
2011	Saints	16	0	5	4	80.0	29	5.8	0	0	14	0	0	90.8



2012	Saints	16	0	1	1	100.0	10	10.0	0	0	10	0	0	108.3
2013	Chiefs	5	1	38	25	65.8	248	6.5	1	1	48	2	11	81.9
2014	Chiefs	3	1	28	16	57.1	157	5.6	0	0	30	4	17	73.1
2015*	Chiefs	2	0	2	2	100.0	4	2.0	0	0	6	0	0	79.2
<b>CAREER TOTALS</b>		<b>55</b>	<b>2</b>	<b>77</b>	<b>50</b>	<b>64.9</b>	<b>464</b>	<b>6.0</b>	<b>1</b>	<b>1</b>	<b>48</b>	<b>7</b>	<b>38</b>	<b>80.2</b>

## CHASE DANIEL'S NFL REGULAR SEASON RUSHING STATISTICS

SEASON	TEAM	NO.	YDS.	AVG.	LG	TD
2009	Saints	0	0	0.0	0	0
2010	Saints	2	16	8.0	16	0
2011	Saints	3	-3	-1.0	0	0
2012	Saints	3	17	5.7	19	0
2013	Chiefs	14	52	3.7	29	0
2014	Chiefs	4	15	3.8	9	0
2015*	Chiefs	2	-2	-1.0	0	0
CAREER TOTALS		28	95	3.4	29	0

## 2015 GAME-BY-GAME REGULAR SEASON STATISTICS (KANSAS CITY CHIEFS)

SEASON	OPPONENT	PASSING								RUSHING					W/L
		P/S	ATT	CMP	YDS	PCT	TD	INT	LG	SK/YD	RATE	ATT	YDS	LG	
09/13*	at Texans	DID NOT PLAY													W
09/17*	BRONCOS	DID NOT PLAY													L
09/28*	at Packers	DID NOT PLAY													L
10/04*	at Bengals	DID NOT PLAY													L
10/11*	BEARS	DID NOT PLAY													L
10/18*	at Vikings	DID NOT PLAY													L

10/25*	STEELERS	DID NOT PLAY															W
11/01*	LIONS	P	2	2	4	100.0	0	0	6	0/0	79.2	0	0	0	0		W
11/15*	at Broncos	DID NOT PLAY															W
11/22*	at Chargers	DID NOT PLAY															W
11/29*	BILLS	DID NOT PLAY															W
12/06*	at Raiders	DID NOT PLAY															W
12/13*	CHARGERS	DID NOT PLAY															W
12/20*	at Ravens	P	0	0	0	0.0	0	0	0	0/0	0.0	2	-2	-1	0		W
12/27*	BROWNS	DID NOT PLAY															W
<b>2015 TOTALS</b>		<b>2-0</b>	<b>2</b>	<b>2</b>	<b>4</b>	<b>100.0</b>	<b>0</b>	<b>0</b>	<b>6</b>	<b>0/0</b>	<b>79.2</b>	<b>2</b>	<b>-2</b>	<b>-1</b>	<b>0</b>		<b>10-5</b>

11	Alex Smith	QB	6-4	217	31	11	Utah	T (SF)-13
----	------------	----	-----	-----	----	----	------	-----------

#### ALEX SMITH'S NFL REGULAR SEASON PASSING STATISTICS

SEASON	TEAM	GP	GS	ATT.	CMP.	PCT.	YDS				LG	SK	YDS	
							YDS	ATT.	TD	INT.			LST	RATE
2005	49ers	9	7	165	84	50.9	875	5.3	1	11	47	29	185	40.8
2006	49ers	16	16	442	257	58.1	2,890	6.5	16	16	75	35	202	74.8
2007	49ers	7	7	193	94	48.7	914	4.7	2	4	45	17	121	57.2
2008	49ers	0	0	0	0	0.0	0	0.0	0	0	0	0	0	0.0
2009	49ers	11	10	372	225	60.5	2,350	6.3	18	12	73t	22	134	81.5
2010	49ers	11	10	342	204	59.6	2,370	6.9	14	10	62t	25	140	82.1
2011	49ers	16	16	445	273	61.3	3,144	7.1	17	5	56t	44	263	90.7
2012	49ers	10	9	218	153	70.2	1,737	8.0	13	5	55	24	137	104.1
2013	Chiefs	15	15	508	308	60.6	3,313	6.5	23	7	71t	39	210	89.1
2014	Chiefs	15	15	464	303	65.3	3,265	7.0	18	6	70t	45	229	93.4

2015*	Chiefs	15	15	446	293	65.7	3,330	7.5	18	5	80t	44	226	96.7
<b>CAREER TOTALS</b>		<b>125</b>	<b>120</b>	<b>3,595</b>	<b>2,194</b>	<b>61.0</b>	<b>24,188</b>	<b>6.7</b>	<b>140</b>	<b>81</b>	<b>80t</b>	<b>324</b>	<b>1,847</b>	<b>84.6</b>

ALEX SMITH'S NFL REGULAR SEASON RUSHING STATISTICS

SEASON	TEAM	NO.	YDS.	AVG.	LG	TD
2005	49ers	30	103	3.4	19	0
2006	49ers	44	147	3.3	22	2
2007	49ers	13	89	6.8	25	0
2008	49ers	0	0	0.0	0	0
2009	49ers	24	51	2.1	11	0
2010	49ers	18	60	3.3	12	0
2011	49ers	52	179	3.4	14	2
2012	49ers	31	132	4.3	24	0
2013	Chiefs	76	431	5.7	26	1
2014	Chiefs	49	254	5.2	25	1
2015*	Chiefs	75	437	5.8	49	2
<b>CAREER TOTALS</b>		<b>412</b>	<b>1,883</b>	<b>4.6</b>	<b>49</b>	<b>8</b>

2015 GAME-BY-GAME REGULAR SEASON STATISTICS (KANSAS CITY CHIEFS)

SEASON	OPPONENT	PASSING								RUSHING						
		P/S	ATT	CMP	YDS	PCT	TD	INT	LG	SK/YD	RATE	ATT	YDS	LG	TD	W/L
09/13*	at Texans	S	33	22	243	66.7	3	0	42t	2/10	118.6	9	15	5	0	W
09/17*	BRONCOS	S	25	16	191	64.0	0	2	30	4/21	53.9	3	15	11	0	L
09/28*	at Packers	S	40	24	290	60.0	1	1	61	7/39	80.2	6	33	19	0	L
10/04*	at Bengals	S	45	31	386	68.9	0	0	44	5/38	95.2	5	25	10	0	L
10/11*	BEARS	S	30	16	181	53.3	1	0	26	3/11	82.8	3	21	8	0	L

10/18*	at Vikings	S	37	22	282	59.5	1	0	42t	2/11	92.4	2	10	7	0	L
10/25*	STEELERS	S	32	21	251	65.6	1	0	40	2/12	99.9	3	5	7	0	W
11/01*	LIONS	S	26	18	145	69.2	2	0	23	3/15	108.7	5	78	49	1	W
11/15*	at Broncos	S	31	17	204	54.8	1	0	80t	2/7	86.0	6	33	17	0	W
11/22*	at Chargers	S	25	20	253	80.0	0	0	47	3/21	108.8	7	33	10	0	W
11/29*	BILLS	S	30	19	255	63.3	2	0	41t	1/0	112.5	6	35	11	0	W
12/06*	at Raiders	S	22	16	162	72.7	2	0	26	4/19	123.7	5	23	19	1	W
12/13*	CHARGERS	S	23	15	191	65.2	1	1	44t	2/12	87.4	5	40	18	0	W
12/20*	at Ravens	S	25	21	171	84.0	1	0	29	3/7	108.5	4	17	8	0	W
12/27*	BROWNS	S	22	15	125	68.2	2	1	19	1/3	93.9	6	54	29	0	W
<b>2015 TOTALS</b>		<b>15-15</b>	<b>446</b>	<b>293</b>	<b>3,330</b>	<b>65.7</b>	<b>18</b>	<b>5</b>	<b>80t</b>	<b>44/226</b>	<b>96.7</b>	<b>75</b>	<b>437</b>	<b>49</b>	<b>2</b>	<b>10-5</b>

12	Albert Wilson	WR	5-9	200	23	2	Georgia State	CFA-14
----	---------------	----	-----	-----	----	---	---------------	--------

#### ALBERT WILSON'S NFL REGULAR SEASON RUSHING STATISTICS

SEASON	TEAM	GP	GS	RUSHING					RECEIVING				
				NO.	YDS.	AVG.	LG	TD	NO.	YDS	AVG	LG	TD
2014	Chiefs	12	2	0	0	0.0	0	0	16	260	16.3	48	0
2015*	Chiefs	13	11	5	26	5.2	8	0	32	427	13.3	44t	2
<b>NFL TOTALS</b>		<b>25</b>	<b>13</b>	<b>5</b>	<b>26</b>	<b>5.2</b>	<b>8</b>	<b>0</b>	<b>48</b>	<b>687</b>	<b>14.3</b>	<b>48</b>	<b>2</b>

#### ALBERT WILSON'S NFL REGULAR SEASON RETURN STATISTICS

SEASON	TEAM	KICKOFF RETURNS							PUNT RETURNS			
		RET.	YDS.	AVG.	LG	TD	NO.	FC	YDS	AVG	LG	TD
2014	Chiefs	1	21	21.0	21	0	0	0	0	0.0	0	0
2015*	Chiefs	0	0	0.0	0	0	0	0	0	0.0	0	0

NFL TOTALS	1	21	21.0	21	0	0	0	0	0.0	0	0
------------	---	----	------	----	---	---	---	---	-----	---	---

2015 GAME-BY-GAME REGULAR SEASON STATISTICS (KANSAS CITY CHIEFS)

SEASON	OPPONENT	P/S	NO	RECEIVING			ATT	RUSHING			W/L	SCORE
				YDS	LG	TD		YDS	LG	TD		
09/13*	at Texans	S	3	25	13	0	0	0	0	0	W	27-20
09/17*	BRONCOS	S	0	0	0	0	0	0	0	0	L	24-31
09/28*	at Packers	P	0	0	0	0	0	0	0	0	L	28-38
10/04*	at Bengals	NOT ACTIVE									L	21-36
10/11*	BEARS	NOT ACTIVE									L	17-18
10/18*	at Vikings	P	3	57	42t	1	0	0	0	0	L	10-16
10/25*	STEELERS	S	3	71	40	0	0	0	0	0	W	23-13
11/01*	LIONS	S	3	12	6	0	0	0	0	0	W	45-10
11/15*	at Broncos	S	1	16	16	0	0	0	0	0	W	29-13
11/22*	at Chargers	S	4	56	27	0	0	0	0	0	W	33-3
11/29*	BILLS	S	3	25	16	0	1	8	8	0	W	30-22
12/06*	at Raiders	S	1	17	17	0	1	5	5	0	W	34-20
12/13*	CHARGERS	S	4	87	44t	1	0	0	0	0	W	10-3
12/20*	at Ravens	S	4	27	11	0	1	8	8	0	W	34-14
12/27*	BROWNS	S	3	34	19	0	2	5	3	0	W	17-13
2015 TOTALS		13-11	32	427	44t	2	5	26	8	0	10-5	

13	De'Anthony Thomas	WR	5-8	176	22	2	Oregon	D4-14
----	-------------------	----	-----	-----	----	---	--------	-------

DE'ANTHONY THOMAS' NFL REGULAR SEASON RUSHING STATISTICS

RUSHING

RECEIVING



SEASON	TEAM	GP	GS	NO.	YDS.	AVG.	LG	TD	NO.	YDS	AVG	LG	TD
2014	Chiefs	12	3	14	113	8.1	26	1	23	156	6.8	30	0
2015*	Chiefs	10	1	9	34	3.8	13	1	17	140	8.2	36	1
NFL TOTALS		22	4	23	147	6.4	26	2	40	296	7.4	36	1

## DE'ANTHONY THOMAS'S NFL REGULAR SEASON RETURN STATISTICS

		KICKOFF RETURNS					PUNT RETURNS					
SEASON	TEAM	RET.	YDS.	AVG.	LG	TD	NO.	FC	YDS	AVG	LG	TD
2014	Chiefs	14	428	30.6	78	0	34	0	405	11.9	81t	1
2015*	Chiefs	6	138	23.0	30	0	29	2	227	7.8	37	0
NFL TOTALS		20	566	28.3	78	0	63	2	632	10.0	81t	1

## 2015 GAME-BY-GAME REGULAR SEASON STATISTICS (KANSAS CITY CHIEFS)

[illegible]



11/22*	at Chargers	P	1	17	17	0	0	0	0	0	W	33-3
11/29*	BILLS	P	0	0	0	0	0	0	0	0	W	30-22
12/06*	at Raiders	P	0	0	0	0	0	0	0	0	W	34-20
12/13*	CHARGERS	S	0	0	0	0	0	0	0	0	W	10-3
12/20*	at Ravens	P	0	0	0	0	0	0	0	0	W	34-14
12/27*	BROWNS	S	0	0	0	0	0	0	0	0	W	17-13
<b>2015 TOTALS</b>			<b>15-5</b>	<b>15</b>	<b>177</b>	<b>44</b>	<b>1</b>	<b>0</b>	<b>0</b>	<b>0</b>	<b>0</b>	<b>10-5</b>

19	Jeremy Maclin	WR	6-0	198	27	7	Missouri	UFA-15
----	---------------	----	-----	-----	----	---	----------	--------

#### JEREMY MACLIN'S NFL REGULAR SEASON RUSHING STATISTICS

SEASON	TEAM	GP	GS	RUSHING					RECEIVING				
				NO.	YDS.	AVG.	LG	TD	NO.	YDS	AVG	LG	TD
2009	Eagles	15	13	2	-7	-3.5	-1	0	56	773	13.8	56	4
2010	Eagles	16	16	3	36	12.0	14	0	70	964	13.8	83t	10
2011	Eagles	13	13	1	1	1.0	1	0	63	859	13.6	59	5
2012	Eagles	15	15	0	0	0.0	0	0	69	857	12.4	70t	7
2014	Eagles	16	16	0	0	0.0	0	0	85	1,318	15.5	72	10
2015*	Chiefs	14	14	2	-4	-2.0	-2	0	84	1,034	12.3	61	7
<b>NFL TOTALS</b>		<b>89</b>	<b>87</b>	<b>8</b>	<b>26</b>	<b>3.3</b>	<b>14</b>	<b>0</b>	<b>427</b>	<b>5,805</b>	<b>13.6</b>	<b>83t</b>	<b>43</b>

#### JEREMY MACLIN'S NFL REGULAR SEASON RETURN STATISTICS

SEASON	TEAM	RET.	YDS.	KICKOFF RETURNS					PUNT RETURNS			
				AVG.	LG	TD	NO.	FC	YDS	AVG	LG	TD
2009	Eagles	7	124	17.7	28	0	6	4	30	5.0	27	0
2010	Eagles	1	22	22.0	22	0	3	5	17	5.7	9	0

2011	Eagles	0	0	0.0	0	0	4	3	29	7.3	11	0
2012	Eagles	0	0	0.0	0	0	0	0	0	0.0	0	0
2014	Eagles	0	0	0.0	0	0	2	4	25	12.5	18	0
2015*	Chiefs	0	0	0.0	0	0	2	4	13	6.5	11	0
<b>NFL TOTALS</b>		<b>8</b>	<b>146</b>	<b>18.3</b>	<b>28</b>	<b>0</b>	<b>17</b>	<b>20</b>	<b>114</b>	<b>6.7</b>	<b>27</b>	<b>0</b>

#### 2015 GAME-BY-GAME REGULAR SEASON STATISTICS (KANSAS CITY CHIEFS)

SEASON	OPPONENT	P/S	NO	RECEIVING			ATT	RUSHING			W/L	SCORE
				YDS	LG	TD		YDS	LG	TD		
09/13*	at Texans	S	5	52	20	0	0	0	0	0	W	27-20
09/17*	BRONCOS	S	4	57	30	0	1	-2	-2	0	L	24-31
09/28*	at Packers	S	8	141	61	1	0	0	0	0	L	28-38
10/04*	at Bengals	S	11	148	44	0	0	0	0	0	L	21-36
10/11*	BEARS	S	8	85	23	0	0	0	0	0	L	17-18
10/18*	at Vikings	S	3	48	39	0	0	0	0	0	L	10-16
10/25*	STEELERS	NOT ACTIVE									W	23-13
11/01*	LIONS	S	3	35	17t	1	0	0	0	0	W	45-10
11/15*	at Broncos	S	3	17	9	0	0	0	0	0	W	29-13
11/22*	at Chargers	S	3	29	10	0	0	0	0	0	W	33-3
11/29*	BILLS	S	9	160	41t	1	0	0	0	0	W	30-22
12/06*	at Raiders	S	9	95	16	2	0	0	0	0	W	34-20
12/13*	CHARGERS	S	6	68	21	0	1	-2	-2	0	W	10-3
12/20*	at Ravens	S	7	50	13t	1	0	0	0	0	W	34-14
12/27*	BROWNS	S	5	49	14	1	0	0	0	0	W	17-13
<b>2015 TOTALS</b>		<b>14-14</b>	<b>84</b>	<b>1,034</b>	<b>61</b>	<b>7</b>	<b>2</b>	<b>-4</b>	<b>-2</b>	<b>0</b>	<b>10-5</b>	

20	Steven Nelson	CB	5-11	194	22	R	Oregon State	D3b-15
----	---------------	----	------	-----	----	---	--------------	--------

# STEVEN NELSON'S NFL REGULAR SEASON STATISTICS

		TACKLES								INTERCEPTIONS						O. FUMB			ST		MISC	
SEASON TEAM	GP	GS	TK	S	A	TFL	YDS	SK	YDS	QBH	NO	YDS	LG	TD	PD	FF	FR	YDS	S	A	S	A
2015* Chiefs	11	0	1	1	0	0	0	0.0	0.0	0	0	0	0	0	0	0	0	0	6	0	0	0
NFL TOTALS	11	0	1	1	0	0.0	0.0	0.0	0.0	0	0	0	0	0	0	0	0	0	6	0.0	0	0.0

# 2015 GAME-BY-GAME REGULAR SEASON STATISTICS (KANSAS CITY CHIEFS)

		TACKLES				INTERCEPTIONS									O. FUMB			ST		MISC			
OPPONENT		P/S	TK	S	A	SK	YDS	TFL	YDS	QBH	NO	YDS	LG	TD	PD	FF	FR	YDS	S	A	S	A	W/L
09/13*	at Texans	NOT ACTIVE																					W
09/17*	BRONCOS	NOT ACTIVE																					L
09/28*	at Packers	NOT ACTIVE																					L
10/04*	at Bengals	NOT ACTIVE																					L
10/11*	BEARS	P	0	0	0	0.0	0.0	0.0	0.0	0	0	0.0	0	0	0	0	0	0.0	0	0	0	0	L
10/18*	at Vikings	P	0	0	0	0.0	0.0	0.0	0.0	0	0	0.0	0	0	0	0	0	0.0	1	0	0	0	L
10/25*	STEELERS	P	1	1	0	0.0	0.0	0.0	0.0	0	0	0.0	0	0	0	0	0	0.0	0	0	0	0	W
11/01*	LIONS	P	0	0	0	0.0	0.0	0.0	0.0	0	0	0.0	0	0	0	0	0	0.0	0	0	0	0	W
11/15*	at Broncos	P	0	0	0	0.0	0.0	0.0	0.0	0	0	0.0	0	0	0	0	0	0.0	0	0	0	0	W
11/22*	at Chargers	P	0	0	0	0.0	0.0	0.0	0.0	0	0	0.0	0	0	0	0	0	0.0	0	0	0	0	W
11/29*	BILLS	P	0	0	0	0.0	0.0	0.0	0.0	0	0	0.0	0	0	0	0	0	0.0	3	0	0	0	W
12/06*	at Raiders	P	0	0	0	0.0	0.0	0.0	0.0	0	0	0.0	0	0	0	0	0	0.0	0	0	0	0	W
12/13*	CHARGERS	P	0	0	0	0.0	0.0	0.0	0.0	0	0	0.0	0	0	0	0	0	0.0	1	0	0	0	W
12/20*	at Ravens	P	0	0	0	0.0	0.0	0.0	0.0	0	0	0.0	0	0	0	0	0	0.0	1	0	0	0	W



12/27*	BROWNS	P	0	0	0	0.0	0.0	0.0	0.0	0	0	0.0	0	0	0	0	0	0.0	0	0	0	0	W
2015 TOTALS			11-0	1	1	0	0	0.0	0.0	0.0	0.0	0	0.0	0	0	0	0	0.0	6	0	0	0	10-5

21	Sean Smith	CB	6-3	218	28	7	Utah	UFA-13
----	------------	----	-----	-----	----	---	------	--------

SEAN SMITH'S NFL REGULAR SEASON STATISTICS

		TACKLES										INTERCEPTIONS					O. FUMB			ST		MISC	
SEASON	TEAM	GP	GS	TK	S	A	TFL	YDS	SK	YDS	QBH	NO	YDS	LG	TD	PD	FF	FR	YDS	S	A	S	A
2009	Dolphins	16	16	39	32	7	0	0	0.0	0.0	0	0	0	0	0	12	0	1	0	0	0	0	0
2010	Dolphins	15	8	50	41	8	1	0	0.0	0.0	0	1	18	18	0	9	0	0	0	1	0	0	0
2011	Dolphins	16	16	60	50	8	0	0	0.0	0.0	0	2	7	7	0	7	0	0	0	1	1	0	0
2012	Dolphins	16	16	59	53	6	0	0	0.0	0.0	0	2	31	31	0	11	3	0	0	0	0	0	0
2013	Chiefs	16	15	47	43	4	0	0	0.0	0.0	0	2	96	100t	1	13	0	0	0	0	0	0	0
2014	Chiefs	16	16	50	47	3	0	0	0.0	0.0	0	1	34	34	0	16	0	0	0	0	0	0	0
2015*	Chiefs	12	12	39	36	3	1	1	0.0	0.0	0	2	5	5	0	12	0	0	0	0	0	0	0
NFL TOTALS		107	99	344	304	40	2.0	1.0	0.0	0.0	0	10	191	100t	1	80	3	1	0	2	1.0	0	0.0

2015 GAME-BY-GAME REGULAR SEASON STATISTICS (KANSAS CITY CHIEFS)

		TACKLES							INTERCEPTIONS							O. FUMB			ST		MISC		
OPPONENT		P/S	TK	S	A	SK	YDS	TFL	YDS	QBH	NO	YDS	LG	TD	PD	FF	FR	YDS	S	A	S	A	W/L
09/13*	at Texans	DID NOT PLAY																					W
09/17*	BRONCOS	DID NOT PLAY																					L
09/28*	at Packers	DID NOT PLAY																					L
10/04*	at Bengals	S	3	2	1	0.0	0.0	0.0	0.0	0	0	0.0	0	0	1	0	0	0.0	0	0	0	0	L
10/11*	BEARS	S	4	4	0	0.0	0.0	0.0	0.0	0	0	0.0	0	0	0	0	0	0.0	0	0	0	0	L
10/18*	at Vikings	S	3	2	1	0.0	0.0	0.0	0.0	0	0	0.0	0	0	0	0	0	0.0	0	0	0	0	L

10/25*	STEELERS	S	3	3	0	0.0	0.0	1.0	1.0	0	0	0.0	0	0	2	0	0	0.0	0	0	0	0	W
11/01*	LIONS	S	5	5	0	0.0	0.0	0.0	0.0	0	1	0.0	0	0	3	0	0	0.0	0	0	0	0	W
11/15*	at Broncos	S	3	3	0	0.0	0.0	0.0	0.0	0	1	5.0	5	0	3	0	0	0.0	0	0	0	0	W
11/22*	at Chargers	S	0	0	0	0.0	0.0	0.0	0.0	0	0	0.0	0	0	0	0	0	0.0	0	0	0	0	W
11/29*	BILLS	S	3	3	0	0.0	0.0	0.0	0.0	0	0	0.0	0	0	1	0	0	0.0	0	0	0	0	W
12/06*	at Raiders	S	5	5	0	0.0	0.0	0.0	0.0	0	0	0.0	0	0	0	0	0	0.0	0	0	0	0	W
12/13*	CHARGERS	S	4	3	1	0.0	0.0	0.0	0.0	0	0	0.0	0	0	0	0	0	0.0	0	0	0	0	W
12/20*	at Ravens	S	4	4	0	0.0	0.0	0.0	0.0	0	0	0.0	0	0	2	0	0	0.0	0	0	0	0	W
12/27*	BROWNS	S	2	2	0	0.0	0.0	0.0	0.0	0	0	0.0	0	0	0	0	0	0.0	0	0	0	0	W
2015 TOTALS		12-12	39	36	3	0	0.0	1.0	1.0	0.0	2	5.0	5	0	12	0	0	0.0	0	0	0	0	10-5

22	Marcus Peters	CB	6-0	197	22	R	Washington	D1-15
----	---------------	----	-----	-----	----	---	------------	-------

MARCUS PETERS’ NFL REGULAR SEASON STATISTICS

		TACKLES										INTERCEPTIONS				O. FUMB				ST		MISC	
SEASON	TEAM	GP	GS	TK	S	A	TFL	YDS	SK	YDS	QBH	NO	YDS	LG	TD	PD	FF	FR	YDS	S	A	S	A
2015*	Chiefs	15	15	59	52	7	1	1	0.0	0.0	0	8	280	90t	2	25	1	0	0	0	0	0	0
NFL TOTALS		15	15	59	52	7	1.0	1.0	0.0	0.0	0	8	280	90t	2	25	1	0	0	0	0.0	0	0.0

2015 GAME-BY-GAME REGULAR SEASON STATISTICS (KANSAS CITY CHIEFS)

			TACKLES							INTERCEPTIONS							O. FUMB			ST		MISC		
OPPONENT			P/S	TK	S	A	SK	YDS	TFL	YDS	QBH	NO	YDS	LG	TD	PD	FF	FR	YDS	S	A	S	A	W/L
09/13*	at Texans	S	7	5	2	0.0	0.0	0.0	0.0	0	1	0.0	0	0	3	0	0	0.0	0	0	0	0	W	
09/17*	BRONCOS	S	5	5	0	0.0	0.0	0.0	0.0	0	1	55.0	55t	1	4	0	0	0.0	0	0	0	0	L	
09/28*	at Packers	S	3	3	0	0.0	0.0	0.0	0.0	0	0	0.0	0	0	0	0	0	0.0	0	0	0	0	L	
10/04*	at Bengals	S	3	2	1	0.0	0.0	0.0	0.0	0	0	0.0	0	0	0	0	0	0.0	0	0	0	0	L	

10/11*	BEARS	S	7	7	0	0.0	0.0	1.0	1.0	0	0	0.0	0	0	1	0	0	0.0	0	0	0	0	L	
10/18*	at Vikings	S	6	6	0	0.0	0.0	0.0	0.0	0	1	0.0	0	0	2	0	0	0.0	0	0	0	0	L	
10/25*	STEELERS	S	4	4	0	0.0	0.0	0.0	0.0	0	0	0.0	0	0	0	0	0	0.0	0	0	0	0	W	
11/01*	LIONS	S	3	3	0	0.0	0.0	0.0	0.0	0	0	0.0	0	0	1	0	0	0.0	0	0	0	0	W	
11/15*	at Broncos	S	2	2	0	0.0	0.0	0.0	0.0	0	1	28.0	28	0	2	0	0	0.0	0	0	0	0	W	
11/22*	at Chargers	S	2	1	1	0.0	0.0	0.0	0.0	0	0	0.0	0	0	1	0	0	0.0	0	0	0	0	W	
11/29*	BILLS	S	2	2	0	0.0	0.0	0.0	0.0	0	0	0.0	0	0	2	0	0	0.0	0	0	0	0	W	
12/06*	at Raiders	S	6	6	0	0.0	0.0	0.0	0.0	0	1	58.0	58	0	2	1	0	0.0	0	0	0	0	W	
12/13*	CHARGERS	S	5	3	2	0.0	0.0	0.0	0.0	0	0	0.0	0	0	1	0	0	0.0	0	0	0	0	W	
12/20*	at Ravens	S	3	2	1	0.0	0.0	0.0	0.0	0	2	93.0	90t	1	4	0	0	0.0	0	0	0	0	W	
12/27*	BROWNS	S	1	1	0	0.0	0.0	0.0	0.0	0	1	46	46	0	2	0	0	0.0	0	0	0	0	W	
2015 TOTALS			15-15	59	52	7	0	0.0	1.0	1.0	0.0	8	280	90t	2	25	1	0	0.0	0	0	0	0	10-5

27	Tyvon Branch	S	6-0	210	29	8	Connecticut	FA-15
----	--------------	---	-----	-----	----	---	-------------	-------

# TYVON BRANCH'S NFL REGULAR SEASON STATISTICS

		TACKLES										INTERCEPTIONS					O. FUMB			ST		MISC	
SEASON	TEAM	GP	GS	TK	S	A	TFL	YDS	SK	YDS	QBH	NO	YDS	LG	TD	PD	FF	FR	YDS	S	A	S	A
2008	Raiders	8	0	6	5	1	0	0	0.0	0.0	0	1	36	36	0	1	0	1	0	3	1	0	0
2009	Raiders	16	16	119	93	26	6	0	1.0	12.0	1	0	0	0	0	8	2	0	0	5	0	0	0
2010	Raiders	16	16	102	79	23	11	0	4.0	40.0	6	1	15	15	0	2	1	2	76	2	0	0	0
2011	Raiders	16	16	106	78	28	3	0	1.0	10.0	1	1	0	0	0	4	0	1	0	2	1	0	0
2012	Raiders	14	14	94	74	20	3	0	0.0	0.0	1	1	11	11	0	3	0	0	0	0	0	0	0
2013	Raiders	2	2	5	4	1	1	2	1.0	2.0	2	0	0	0	0	0	0	0	0	0	0	0	0
2014	Raiders	3	3	29	22	7	1	19	1.0	19.0	1	0	0	0	0	1	0	0	0	1	0	0	0
2015*	Chiefs	15	1	36	29	7	1	2	0.0	0.0	0	1	38	38t	1	3	0	1	73	2	1	0	0

NFL TOTALS            90   68   497   384   113   26.0   23.0   8.0   83.0   12   5           100   38t   1           22   3   5           149   15   3.0   0           0.0

2015 GAME-BY-GAME REGULAR SEASON STATISTICS (KANSAS CITY CHIEFS)

			TACKLES							INTERCEPTIONS							O. FUMB			ST		MISC		
OPPONENT			P/S	TK	S	A	SK	YDS	TFL	YDS	QBH	NO	YDS	LG	TD	PD	FF	FR	YDS	S	A	S	A	W/L
09/13*	at Texans	S	7	5	2	0.0	0.0	0.0	0.0	0	1	0.0	0	0	3	0	0	0.0	0	0	0	0	W	
09/17*	BRONCOS	S	5	5	0	0.0	0.0	0.0	0.0	0	1	55.0	55t	1	4	0	0	0.0	0	0	0	0	L	
09/28*	at Packers	S	3	3	0	0.0	0.0	0.0	0.0	0	0	0.0	0	0	0	0	0	0.0	0	0	0	0	L	
10/04*	at Bengals	S	3	2	1	0.0	0.0	0.0	0.0	0	0	0.0	0	0	0	0	0	0.0	0	0	0	0	L	
10/11*	BEARS	S	7	7	0	0.0	0.0	1.0	1.0	0	0	0.0	0	0	1	0	0	0.0	0	0	0	0	L	
10/18*	at Vikings	S	6	6	0	0.0	0.0	0.0	0.0	0	1	0.0	0	0	2	0	0	0.0	0	0	0	0	L	
10/25*	STEELERS	S	4	4	0	0.0	0.0	0.0	0.0	0	0	0.0	0	0	0	0	0	0.0	0	0	0	0	W	
11/01*	LIONS	S	3	3	0	0.0	0.0	0.0	0.0	0	0	0.0	0	0	1	0	0	0.0	0	0	0	0	W	
11/15*	at Broncos	S	2	2	0	0.0	0.0	0.0	0.0	0	1	28.0	28	0	2	0	0	0.0	0	0	0	0	W	
11/22*	at Chargers	S	2	1	1	0.0	0.0	0.0	0.0	0	0	0.0	0	0	1	0	0	0.0	0	0	0	0	W	
11/29*	BILLS	S	2	2	0	0.0	0.0	0.0	0.0	0	0	0.0	0	0	2	0	0	0.0	0	0	0	0	W	
12/06*	at Raiders	S	4	3	1	0.0	0.0	0.0	0.0	0	1	38.0	38t	1	1	0	0	0.0	0	0	0	0	W	
12/13*	CHARGERS	P	2	1	1	0.0	0.0	0.0	0.0	0	0	0.0	0	0	0	0	0	0.0	0	0	0	0	W	
12/20*	at Ravens	P	4	3	1	0.0	0.0	0.0	0.0	0	0	0.0	0	0	0	0	1	73.0	0	0	0	0	W	
12/27*	BROWNS	P	6	6	0	0.0	0.0	1.0	2.0	0	0	0.0	0	0	0	0	0	0.0	0	0	0	0	W	
2015 TOTALS			15-1	36	29	7	0	0.0	1.0	2.0	0.0	1	38.0	38t	1	3	0	1	73.0	2	1	0	0	10-5

29	Eric Berry	S	6-0	212	27	6	Tennessee	D1-10
----	------------	---	-----	-----	----	---	-----------	-------

ERIC BERRY'S NFL REGULAR SEASON STATISTICS

TACKLES							INTERCEPTIONS							O. FUMB			ST		MISC		
---------	--	--	--	--	--	--	---------------	--	--	--	--	--	--	---------	--	--	----	--	------	--	--

SEASON	TEAM	GP	GS	TK	S	A	TFL	YDS	SK	YDS	QBH	NO	YDS	LG	TD	PD	FF	FR	YDS	S	A	S	A
2010	Chiefs	16	16	126	77	44	5	0	2.0	11.0	6	4	102	54t	1	10	1	0	0	5	0	0	0
2011	Chiefs	1	1	0	0	0	0	0	0.0	0.0	0	0	0	0	0	0	0	0	0	0	0	0	0
2012	Chiefs	16	16	86	73	13	10	0	0.0	0.0	0	1	0	0	0	10	0	0	0	0	0	0	0
2013	Chiefs	15	15	74	66	8	11	41	3.5	26.5	7	3	134	49	2	11	1	2	24	0	0	0	0
2014	Chiefs	6	5	37	32	5	0	0	0.0	0.0	1	0	0	0	0	2	0	0	0	0	0	0	0
2015*	Chiefs	15	14	61	55	6	0	0	0.0	0.0	0	2	40	25	0	10	0	0	0	0	0	0	0
NFL TOTALS		69	67	384	308	76	26.0	41.0	5.5	37.5	14	10	276	54t	3	43	2	2	24	5	0.0	0	0.0

### 2015 GAME-BY-GAME REGULAR SEASON STATISTICS (KANSAS CITY CHIEFS)

			TACKLES					INTERCEPTIONS							O. FUMB			ST		MISC				
OPPONENT			P/S	TK	S	A	SK	YDS	TFL	YDS	QBH	NO	YDS	LG	TD	PD	FF	FR	YDS	S	A	S	A	W/L
09/13*	at Texans	P	2	2	0	0.0	0.0	0.0	0.0	0	0	0.0	0	0	1	0	0	0.0	0	0	0	0	W	
09/17*	BRONCOS	S	4	4	0	0.0	0.0	0.0	0.0	0	0	0.0	0	0	0	0	0	0.0	0	0	0	0	L	
09/28*	at Packers	S	5	4	1	0.0	0.0	0.0	0.0	0	0	0.0	0	0	0	0	0	0.0	0	0	0	0	L	
10/04*	at Bengals	S	5	4	1	0.0	0.0	0.0	0.0	0	0	0.0	0	0	0	0	0	0.0	0	0	0	0	L	
10/11*	BEARS	S	3	3	0	0.0	0.0	0.0	0.0	0	0	0.0	0	0	2	0	0	0.0	0	0	0	0	L	
10/18*	at Vikings	S	3	3	0	0.0	0.0	0.0	0.0	0	0	0.0	0	0	0	0	0	0.0	0	0	0	0	L	
10/25*	STEELERS	S	6	3	3	0.0	0.0	0.0	0.0	0	1	15.0	15	0	1	0	0	0.0	0	0	0	0	W	
11/01*	LIONS	S	3	3	0	0.0	0.0	0.0	0.0	0	0	0.0	0	0	0	0	0	0.0	0	0	0	0	W	
11/15*	at Broncos	S	2	2	0	0.0	0.0	0.0	0.0	0	1	25.0	25	0	4	0	0	0.0	0	0	0	0	W	
11/22*	at Chargers	S	8	8	0	0.0	0.0	0.0	0.0	0	0	0.0	0	0	0	0	0	0.0	0	0	0	0	W	
11/29*	BILLS	S	5	5	0	0.0	0.0	0.0	0.0	0	0	0.0	0	0	0	0	0	0.0	0	0	0	0	W	
12/06*	at Raiders	S	3	3	0	0.0	0.0	0.0	0.0	0	0	0.0	0	0	0	0	0	0.0	0	0	0	0	W	
12/13*	CHARGERS	S	5	4	1	0.0	0.0	0.0	0.0	0	0	0.0	0	0	0	0	0	0.0	0	0	0	0	W	
12/20*	at Ravens	S	4	4	0	0.0	0.0	0.0	0.0	0	0	0.0	0	0	0	0	0	0.0	0	0	0	0	W	

12/27*	BROWNS	S	3	3	0	0.0	0.0	0.0	0.0	0	0	0.0	0	0	2	0	0	0.0	0	0	0	0	W
2015 TOTALS		15-14	61	55	6	0	0.0	0.0	0.0	0.0	2	40.0	25	0	10	0	0	0.0	0	0	0	0	10-5

30	Jamell Fleming	CB	5-11	206	26	4	Oklahoma	FA-14
----	----------------	----	------	-----	----	---	----------	-------

JAMELL FLEMING'S NFL REGULAR SEASON STATISTICS

		TACKLES									INTERCEPTIONS						O. FUMB			ST		MISC	
SEASON	TEAM	GP	GS	TK	S	A	TFL	YDS	SK	YDS	QBH	NO	YDS	LG	TD	PD	FF	FR	YDS	S	A	S	A
2012	Cardinals	15	3	22	18	3	0	0	0.0	0.0	0	0	0	0	0	1	0	0	0	1	0	0	0
2013	Cardinals	0	0	0	0	0	0	0	0.0	0.0	0	0	0	0	0	0	0	0	0	0	0	0	0
Went from Cardinals to Jaguars.																							
2013	Jaguars	8	0	0	0	0	0	0	0.0	0.0	0	0	0	0	0	0	0	0	0	0	0	0	0
2014	Chiefs	7	4	26	24	2	1	2	0.0	0.0	0	0	0	0	0	3	0	0	0	0	0	0	0
2015*	Chiefs	15	0	13	12	1	0	0	0.0	0.0	0	0	0	0	0	5	0	1	0	6	1	0	0
NFL TOTALS		45	7	61	55	6	1.0	2.0	0.0	0.0	0	0	0	0	0	9	0	1	0	7	1.0	0	0.0

2015 GAME-BY-GAME REGULAR SEASON STATISTICS (KANSAS CITY CHIEFS)

			TACKLES							INTERCEPTIONS							O. FUMB			ST		MISC		
OPPONENT			P/S	TK	S	A	SK	YDS	TFL	YDS	QBH	NO	YDS	LG	TD	PD	FF	FR	YDS	S	A	S	A	W/L
09/13*	at Texans	P	7	7	0	0.0	0.0	0.0	0.0	0	0	0.0	0	0	1	0	0	0.0	0	0	0	0	W	
09/17*	BRONCOS	P	5	4	1	0.0	0.0	0.0	0.0	0	0	0.0	0	0	2	0	0	0.0	0	0	0	0	L	
09/28*	at Packers	P	1	1	0	0.0	0.0	0.0	0.0	0	0	0.0	0	0	0	0	0	0.0	1	0	0	0	L	
10/04*	at Bengals	P	0	0	0	0.0	0.0	0.0	0.0	0	0	0.0	0	0	0	0	0	0.0	1	0	0	0	L	
10/11*	BEARS	P	0	0	0	0.0	0.0	0.0	0.0	0	0	0.0	0	0	0	0	0	0.0	2	0	0	0	L	
10/18*	at Vikings	P	0	0	0	0.0	0.0	0.0	0.0	0	0	0.0	0	0	0	0	0	0.0	0	0	0	0	L	
10/25*	STEELERS	P	0	0	0	0.0	0.0	0.0	0.0	0	0	0.0	0	0	0	0	0	0.0	1	1	0	0	W	
11/01*	LIONS	P	0	0	0	0.0	0.0	0.0	0.0	0	0	0.0	0	0	0	0	0	0.0	0	0	0	0	W	



11/15*	at Broncos	P	0	0	0	0.0	0.0	0.0	0.0	0	0	0.0	0	0	0	0	0	0.0	0	0	0	0	W	
11/22*	at Chargers	P	0	0	0	0.0	0.0	0.0	0.0	0	0	0.0	0	0	0	0	1	0.0	0	0	0	0	W	
11/29*	BILLS	P	0	0	0	0.0	0.0	0.0	0.0	0	0	0.0	0	0	0	0	0	0.0	0	0	0	0	W	
12/06*	at Raiders	P	0	0	0	0.0	0.0	0.0	0.0	0	0	0.0	0	0	0	0	0	0.0	0	0	0	0	W	
12/13*	CHARGERS	P	0	0	0	0.0	0.0	0.0	0.0	0	0	0.0	0	0	0	0	0	0.0	0	0	0	0	W	
12/20*	at Ravens	P	0	0	0	0.0	0.0	0.0	0.0	0	0	0.0	0	0	2	0	0	0.0	0	0	0	0	W	
12/27*	BROWNS	P	0	0	0	0.0	0.0	0.0	0.0	0	0	0.0	0	0	0	0	0	0.0	1	0	0	0	W	
2015 TOTALS			15-0	13	12	1	0	0.0	0.0	0.0	0.0	0	0.0	0	0	5	0	1	0.0	6	1	0	0	10-5

31	Marcus Cooper	CB	6-2	192	25	3	Rutgers	W (SF)-13
----	---------------	----	-----	-----	----	---	---------	-----------

MARCUS COOPER'S NFL REGULAR SEASON STATISTICS

		TACKLES										INTERCEPTIONS					O. FUMB			ST		MISC	
SEASON	TEAM	GP	GS	TK	S	A	TFL	YDS	SK	YDS	QBH	NO	YDS	LG	TD	PD	FF	FR	YDS	S	A	S	A
2013	Chiefs	16	6	44	38	3	0	0	0.0	0.0	0	3	32	20	0	18	1	1	0	3	0	0	0
2014	Chiefs	13	4	21	18	0	0	0	0.0	0.0	0	0	0	0	0	3	0	0	0	3	0	0	0
2015*	Chiefs	9	1	2	2	0	0	0	0.0	0.0	0	0	0	0	0	0	0	0	0	0	0	0	0
NFL TOTALS		38	11	61	58	3	0.0	0.0	0.0	0.0	0	3	32	20	0	21	1	1	0	6	0.0	0	0.0

2015 GAME-BY-GAME REGULAR SEASON STATISTICS (KANSAS CITY CHIEFS)

		TACKLES							INTERCEPTIONS							O. FUMB			ST		MISC		
OPPONENT		P/S	TK	S	A	SK	YDS	TFL	YDS	QBH	NO	YDS	LG	TD	PD	FF	FR	YDS	S	A	S	A	W/L
09/13*	at Texans		NOT ACTIVE				W																
09/17*	BRONCOS	P	0	0	0	0.0	0.0	0.0	0.0	0	0	0.0	0	0	0	0	0	0.0	0	0	0	0	L
09/28*	at Packers	S	1	1	0	0.0	0.0	0.0	0.0	0	0	0.0	0	0	0	0	0	0.0	0	0	0	0	L
10/04*	at Bengals	P	0	0	0	0.0	0.0	0.0	0.0	0	0	0.0	0	0	0	0	0	0.0	0	0	0	0	L



09/17*	BRONCOS	PRACTICE SQUAD										L	24-31
09/28*	at Packers	PRACTICE SQUAD										L	28-38
10/04*	at Bengals	PRACTICE SQUAD										L	21-36
10/11*	BEARS	PRACTICE SQUAD										L	17-18
10/18*	at Vikings	P	0	0	0	0	0	0	0	0		L	10-16
10/25*	STEELERS	P	0	0	0	0	2	8	5	0		W	23-13
11/01*	LIONS	P	0	0	0	0	2	12	8	1		W	45-10
11/15*	at Broncos	P	0	0	0	0	2	4	4	0		W	29-13
11/22*	at Chargers	P	1	5	5	0	11	96	52	2		W	33-3
11/29*	BILLS	S	3	1	2	0	19	114	35	1		W	30-22
12/06*	at Raiders	P	2	-1	3	0	7	26	10t	1		W	34-20
12/13*	CHARGERS	S	0	0	0	0	8	52	20	0		W	10-3
12/20*	at Ravens	P	0	0	0	0	0	0	0	0		W	34-14
12/27*	BROWNS	P	0	0	0	0	5	15	5	0		W	17-13
<b>2015 TOTALS</b>		<b>10-2</b>	<b>6</b>	<b>5</b>	<b>5</b>	<b>0</b>	<b>56</b>	<b>327</b>	<b>52</b>	<b>5</b>		<b>10-5</b>	

34	Knile Davis	RB	5-10	227	24	3	Arkansas	D3b-13
----	-------------	----	------	-----	----	---	----------	--------

#### KNILE DAVIS' NFL REGULAR SEASON RUSHING STATISTICS

SEASON	TEAM	GP	GS	RUSHING					RECEIVING				
				NO.	YDS.	AVG.	LG	TD	NO.	YDS	AVG	LG	TD
2013	Chiefs	16	1	70	242	3.5	20	4	11	75	6.8	17	0
2014	Chiefs	16	1	134	463	3.5	48	6	16	147	9.2	70t	1
2015*	Chiefs	13	0	28	72	2.6	10	1	2	24	12.0	12	0
<b>NFL TOTALS</b>		<b>45</b>	<b>2</b>	<b>232</b>	<b>777</b>	<b>3.3</b>	<b>48</b>	<b>11</b>	<b>29</b>	<b>246</b>	<b>8.5</b>	<b>70t</b>	<b>1</b>

## KNILE DAVIS' NFL REGULAR SEASON RETURN STATISTICS

		KICKOFF RETURNS					PUNT RETURNS					
SEASON	TEAM	RET.	YDS.	AVG.	LG	TD	NO.	FC	YDS	AVG	LG	TD
2013	Chiefs	10	321	32.1	108t	1	0	0	0	0.0	0	0
2014	Chiefs	29	829	28.6	99t	1	0	0	0	0.0	0	0
2015*	Chiefs	24	603	25.1	54	0	0	0	0	0.0	0	0
NFL TOTALS		63	1,753	27.8	108t	2	0	0	0	0.0	0	0

## 2015 GAME-BY-GAME REGULAR SEASON STATISTICS (KANSAS CITY CHIEFS)

[illegible]

**2015 TOTALS**                      **13-0**   **2**           **24**    **12**    **0**       **28**    **72**    **10**    **1**       **10-5**

<b>35</b>	<b>Charcandrick West</b>	<b>RB</b>	<b>5-10</b>	<b>205</b>	<b>24</b>	<b>2</b>	<b>Abilene Christian</b>	<b>FA-14</b>
-----------	--------------------------	-----------	-------------	------------	-----------	----------	--------------------------	--------------

**CHARCANDRICK WEST'S NFL REGULAR SEASON RUSHING STATISTICS**

SEASON	TEAM	GP	GS	RUSHING					RECEIVING				
				NO.	YDS.	AVG.	LG	TD	NO.	YDS	AVG	LG	TD
2014	Chiefs	6	0	0	0	0.0	0	0	0	0	0.0	0	0
2015*	Chiefs	14	8	147	600	4.1	38t	4	19	216	11.4	80t	1
<b>NFL TOTALS</b>		<b>20</b>	<b>8</b>	<b>147</b>	<b>600</b>	<b>4.1</b>	<b>38t</b>	<b>4</b>	<b>19</b>	<b>216</b>	<b>11.4</b>	<b>80t</b>	<b>1</b>

**2015 GAME-BY-GAME REGULAR SEASON STATISTICS (KANSAS CITY CHIEFS)**

SEASON	OPPONENT	P/S	RECEIVING				RUSHING				W/L	SCORE
			NO	YDS	LG	TD	ATT	YDS	LG	TD		
09/13*	at Texans	P	0	0	0	0	0	0	0	0	W	27-20
09/17*	BRONCOS	P	0	0	0	0	0	0	0	0	L	24-31
09/28*	at Packers	P	0	0	0	0	0	0	0	0	L	28-38
10/04*	at Bengals	P	1	4	4	0	5	17	9	0	L	21-36
10/11*	BEARS	P	1	5	5	0	7	31	9	0	L	17-18
10/18*	at Vikings	S	1	6	6	0	9	33	9	0	L	10-16
10/25*	STEELERS	S	2	19	12	0	22	110	36	1	W	23-13
11/01*	LIONS	S	4	25	13	0	20	97	32	1	W	45-10
11/15*	at Broncos	S	3	92	80t	1	24	69	15	1	W	29-13
11/22*	at Chargers	S	2	48	47	0	11	16	6	0	W	33-3
11/29*	BILLS	NOT ACTIVE									W	30-22
12/06*	at Raiders	S	2	9	7	0	9	35	18	0	W	34-20

12/13*	CHARGERS	P	0	0	0	0	10	54	15	0	W	10-3
12/20*	at Ravens	S	2	9	12	0	16	76	38t	1	W	34-14
12/27*	BROWNS	S	1	-1	-1	0	14	62	22	0	W	17-13
<b>2015 TOTALS</b>			<b>14-8</b>	<b>19</b>	<b>216</b>	<b>80t</b>	<b>1</b>	<b>147</b>	<b>600</b>	<b>38t</b>	<b>4</b>	<b>10-5</b>

38	Ron Parker	DB	6-0	206	28	5	Newberry	UFA-15
----	------------	----	-----	-----	----	---	----------	--------

#### RON PARKER'S NFL REGULAR SEASON STATISTICS

		TACKLES									INTERCEPTIONS						O. FUMB			ST		MISC	
SEASON	TEAM	GP	GS	TK	S	A	TFL	YDS	SK	YDS	QBH	NO	YDS	LG	TD	PD	FF	FR	YDS	S	A	S	A
2011	Raiders	3	0	0	0	0	0	0	0.0	0.0	0	0	0	0	0	0	0	0	0	0	0	0	0
Went from Raiders to Seahawks.																							
2011	Seahawks	2	0	0	0	0	0	0	0.0	0.0	0	0	0	0	0	0	0	0	0	0	0	0	0
2012	Panthers	3	0	0	0	0	0	0	0.0	0.0	0	0	0	0	0	0	0	0	0	1	0	0	0
Went from Panthers to Seahawks.																							
2012	Seahawks	2	0	0	0	0	0	0	0.0	0.0	0	0	0	0	0	0	0	0	0	2	0	0	0
2013	Chiefs	16	1	7	7	0	0	0	1.0	3.0	0	2	29	15	0	3	1	3	20	10	0	0	0
2014	Chiefs	16	15	94	84	10	2	18	1.0	14.0	1	1	10	10	0	12	1	0	0	0	0	0	0
2015*	Chiefs	15	15	72	62	10	6	17	4.0	15.0	4	2	5	5	0	11	0	0	0	0	0	0	0
NFL TOTALS		57	31	173	153	20	8.0	35.0	6.0	32.0	5	5	44	15	0	26	2	3	20	13	0.0	0	0.0

#### 2015 GAME-BY-GAME REGULAR SEASON STATISTICS (KANSAS CITY CHIEFS)

		TACKLES									INTERCEPTIONS					O. FUMB			ST		MISC	
OPPONENT	P/S	TK	S	A	SK	YDS	TFL	YDS	QBH	NO	YDS	LG	TD	PD	FF	FR	YDS	S	A	S	A	W/L
09/13* at Texans	S	4	2	2	0.0	0.0	0.0	0.0	0	0	0.0	0	0	1	0	0	0.0	0	0	0	0	W
09/17* BRONCOS	S	6	6	0	0.0	0.0	0.0	0.0	0	0	0.0	0	0	0	0	0	0.0	0	0	0	0	L



09/28*	at Packers	S	6	6	0	0.0	0.0	0.0	0.0	0	0	0.0	0	0	0	0	0	0.0	0	0	0	0	L
10/04*	at Bengals	S	8	5	3	0.0	0.0	0.0	0.0	0	0	0.0	0	0	0	0	0	0.0	0	0	0	0	L
10/11*	BEARS	S	2	2	0	0.0	0.0	0.0	0.0	0	0	0.0	0	0	2	0	0	0.0	0	0	0	0	L
10/18*	at Vikings	S	4	4	0	0.0	0.0	0.0	0.0	0	1	5.0	5	0	2	0	0	0.0	0	0	0	0	L
10/25*	STEELERS	S	3	1	2	0.0	0.0	0.0	0.0	0	0	0.0	0	0	0	0	0	0.0	0	0	0	0	W
11/01*	LIONS	S	4	4	0	2.0	9.0	2.0	9.0	2	0	0.0	0	0	2	0	0	0.0	0	0	0	0	W
11/15*	at Broncos	S	5	4	1	0.0	0.0	0.0	0.0	0	1	0.0	0	0	2	0	0	0.0	0	0	0	0	W
11/22*	at Chargers	S	3	3	0	0.0	0.0	1.0	1.0	0	0	0.0	0	0	1	0	0	0.0	0	0	0	0	W
11/29*	BILLS	S	5	5	0	0.0	0.0	0.0	0.0	0	0	0.0	0	0	1	0	0	0.0	0	0	0	0	W
12/06*	at Raiders	S	7	7	0	0.0	0.0	0.0	0.0	0	0	0.0	0	0	0	0	0	0.0	0	0	0	0	W
12/13*	CHARGERS	S	4	4	0	1.0	3.0	1.0	3.0	1	0	0.0	0	0	0	0	0	0.0	0	0	0	0	W
12/20*	at Ravens	S	4	2	2	1.0	3.0	1.0	3.0	1	0	0.0	0	0	0	0	0	0.0	0	0	0	0	W
12/27*	BROWNS	S	7	7	0	0.0	0.0	1.0	1.0	0	0	0.0	0	0	0	0	0	0.0	0	0	0	0	W
2015 TOTALS		15-15	72	62	10	4	15.0	6.0	17.0	4.0	2	5.0	5	0	11	0	0	0.0	0	0	0	0	10-55

39	Husain Abdullah	S	6-0	204	30	7	Washington State	UFA-14
----	-----------------	---	-----	-----	----	---	------------------	--------

#### HUSAIN ABDULLAH'S NFL REGULAR SEASON STATISTICS

		TACKLES										INTERCEPTIONS					O. FUMB			ST		MISC	
SEASON	TEAM	GP	GS	TK	S	A	TFL	YDS	SK	YDS	QBH	NO	YDS	LG	TD	PD	FF	FR	YDS	S	A	S	A
2008	Vikings	16	0	0	0	0	0	0	0.0	0.0	0	0	0	0	0	0	0	0	0	14	6	0	0
2009	Vikings	14	0	2	2	0	1	0	1.0	14.0	1	0	0	0	0	1	0	0	0	13	2	0	0
2010	Vikings	15	15	71	50	21	3	0	0.0	0.0	0	3	5	5	0	7	0	0	0	4	0	0	0
2011	Vikings	9	9	49	44	5	3	0	1.0	8.0	1	1	32	32	0	5	0	0	0	0	0	0	0
2013	Chiefs	16	2	17	12	5	0	0	0.5	3.5	2	1	44	44t	1	4	0	1	0	10	0	0	0
2014	Chiefs	16	16	71	58	13	2	2	0.0	0.0	5	1	39	39t	1	8	0	0	0	0	0	0	0
2015*	Chiefs	11	4	27	22	5	0	0	0.0	0.0	2	0	0	0	0	1	0	0	0	2	0	0	0

NFL TOTALS 97 46 237 188 49 9.0 2.0 2.5 25.5 11 6 120 44t 2 26 0 1 0 43 8.0 0 0.0

2015 GAME-BY-GAME REGULAR SEASON STATISTICS (KANSAS CITY CHIEFS)

OPPONENT	P/S	TACKLES					INTERCEPTIONS								O. FUMB			ST		MISC		W/L
		TK	S	A	SK	YDS	TFL	YDS	QBH	NO	YDS	LG	TD	PD	FF	FR	YDS	S	A	S	A	
09/13* at Texans	S	7	6	1	0.0	0.0	0.0	0.0	0	0	0.0	0	0	0	0	0	0.0	0	0	0	0	W
09/17* BRONCOS	P	0	0	0	0.0	0.0	0.0	0.0	0	0	0.0	0	0	0	0	0	0.0	0	0	0	0	L
09/28* at Packers	P	0	0	0	0.0	0.0	0.0	0.0	0	0	0.0	0	0	0	0	0	0.0	0	0	0	0	L
10/04* at Bengals	S	2	2	0	0.0	0.0	0.0	0.0	0	0	0.0	0	0	0	0	0	0.0	0	0	0	0	L
10/11* BEARS	P	4	3	1	0.0	0.0	0.0	0.0	0	0	0.0	0	0	0	0	0	0.0	0	0	0	0	L
10/18* at Vikings	S	1	1	0	0.0	0.0	0.0	0.0	0	0	0.0	0	0	0	0	0	0.0	1	0	0	0	L
10/25* STEELERS	S	2	1	1	0.0	0.0	0.0	0.0	0	0	0.0	0	0	0	0	0	0.0	0	0	0	0	W
11/01* LIONS	P	4	4	0	0.0	0.0	0.0	0.0	0	0	0.0	0	0	1	0	0	0.0	1	0	0	0	W
11/15* at Broncos	P	2	2	0	0.0	0.0	0.0	0.0	1	0	0.0	0	0	0	0	0	0.0	0	0	0	0	W
11/22* at Chargers	P	4	2	2	0.0	0.0	0.0	0.0	1	0	0.0	0	0	0	0	0	0.0	0	0	0	0	W
11/29* BILLS	P	1	1	0	0.0	0.0	0.0	0.0	0	0	0.0	0	0	0	0	0	0.0	0	0	0	0	W
12/06* at Raiders	NOT ACTIVE																					W
12/13* CHARGERS	NOT ACTIVE																					W
12/20* at Ravens	NOT ACTIVE																					W
12/27* BROWNS	NOT ACTIVE																					W
2015 TOTALS	11-4	27	22	5	0	0.0	0.0	0.0	2.0	0	0.0	0	0	1	0	0	0.0	2	0	0	0	10-5

41	James Winchester	LS	6-3	240	26	1	Oklahoma	FA-15
----	------------------	----	-----	-----	----	---	----------	-------

JAMES WINCHESTER'S NFL REGULAR SEASON STATISTICS

SEASON TEAM GP

2015*	Chiefs	15
<b>NFL TOTALS</b>		<b>15</b>

**2015 GAME-BY-GAME REGULAR SEASON STATISTICS (KANSAS CITY CHIEFS)**

SEASON	OPPONENT	GP	W/L	SCORE
09/13*	at Texans	P	W	27-20
09/17*	BRONCOS	P	L	24-31
09/28*	at Packers	P	L	28-38
10/04*	at Bengals	P	L	21-36
10/11*	BEARS	P	L	17-18
10/18*	at Vikings	P	L	10-16
10/25*	STEELERS	P	W	23-13
11/01*	LIONS	P	W	45-10
11/15*	at Broncos	P	W	29-13
11/22*	at Chargers	P	W	33-3
11/29*	BILLS	P	W	30-22
12/06*	at Raiders	P	W	34-20
12/13*	CHARGERS	P	W	10-3
12/20*	at Ravens	P	W	34-14
12/27*	BROWNS	P	W	17-13
<b>2015 TOTALS</b>		<b>15</b>	<b>10-5</b>	

42	Anthony Sherman	FB	5-10	242	27	5	Connecticut	T (AZ)-13
----	-----------------	----	------	-----	----	---	-------------	-----------

**ANTHONY SHERMAN'S NFL REGULAR SEASON RUSHING STATISTICS**

**RUSHING**

**RECEIVING**

SEASON	TEAM	GP	GS	NO.	YDS.	AVG.	LG	TD	NO.	YDS	AVG	LG	TD
2011	Cardinals	15	7	1	3	3.0	3	0	8	72	9.0	19	0
2012	Cardinals	13	4	0	0	0.0	0	0	5	39	7.8	19	0
2013	Chiefs	16	8	2	3	1.5	2	0	18	155	8.6	26	1
2014	Chiefs	16	6	2	8	4.0	4	0	10	71	7.1	24	1
2015*	Chiefs	15	1	1	0	0.0	0	0	2	13	6.5	13	0
NFL TOTALS		75	26	6	14	2.3	4	0	43	350	8.1	26	2

		KICKOFF RETURNS					PUNT RETURNS					
SEASON	TEAM	RET.	YDS.	AVG.	LG	TD	NO.	FC	YDS	AVG	LG	TD
2011	Cardinals	0	0	0.0	0	0	0	0	0	0.0	0	0
2012	Cardinals	0	0	0.0	0	0	0	0	0	0.0	0	0
2013	Chiefs	0	0	0.0	0	0	0	0	0	0.0	0	0
2014	Chiefs	1	13	13.0	13	0	0	0	0	0.0	0	0
2015*	Chiefs	2	20	10.0	11	0	0	0	0	0.0	0	0
NFL TOTALS		3	33	11.0	13	0	0	0	0	0.0	0	0

[illegible]

10/18*	at Vikings	P	1	13	13	0	1	0	0	0	L	10-16
10/25*	STEELERS	P	0	0	0	0	0	0	0	0	W	23-13
11/01*	LIONS	P	0	0	0	0	0	0	0	0	W	45-10
11/15*	at Broncos	P	0	0	0	0	0	0	0	0	W	29-13
11/22*	at Chargers	P	0	0	0	0	0	0	0	0	W	33-3
11/29*	BILLS	P	0	0	0	0	0	0	0	0	W	30-22
12/06*	at Raiders	P	0	0	0	0	0	0	0	0	W	34-20
12/13*	CHARGERS	P	0	0	0	0	0	0	0	0	W	10-3
12/20*	at Ravens	P	0	0	0	0	0	0	0	0	W	34-14
12/27*	BROWNS	P	0	0	0	0	0	0	0	0	W	17-13
2015 TOTALS		15-1	2	13	13	0	1	0	0	0	0	10-5

49	Daniel Sorensen	S	6-2	208	25	2	BYU	FA-14
----	-----------------	---	-----	-----	----	---	-----	-------

DANIEL SORENSEN'S NFL REGULAR SEASON STATISTICS

		TACKLES									INTERCEPTIONS					O. FUMB			ST		MISC		
SEASON	TEAM	GP	GS	TK	S	A	TFL	YDS	SK	YDS	QBH	NO	YDS	LG	TD	PD	FF	FR	YDS	S	A	S	A
2014	Chiefs	9	0	7	0	0	0	0	0.0	0.0	0	0	0	0	0	0	0	0	0	6	1	0	0
2015*	Chiefs	15	0	14	13	1	1	7	1.0	7.0	1	0	0	0	0	2	0	0	0	6	1	0	0
NFL TOTALS		24	0	14	13	1	1.0	7.0	1.0	7.0	1	0	0	0	0	2	0	0	0	12	2.0	0	0.0

2015 GAME-BY-GAME REGULAR SEASON STATISTICS (KANSAS CITY CHIEFS)

		TACKLES									INTERCEPTIONS					O. FUMB			ST		MISC	
OPPONENT	P/S	TK	S	A	SK	YDS	TFL	YDS	QBH	NO	YDS	LG	TD	PD	FF	FR	YDS	S	A	S	A	W/L
09/13* at Texans	P	0	0	0	0.0	0.0	0.0	0.0	0	0	0.0	0	0	0	0	0	0.0	0	0	0	0	W
09/17* BRONCOS	P	0	0	0	0.0	0.0	0.0	0.0	0	0	0.0	0	0	0	0	0	0.0	0	0	0	0	L

09/28*	at Packers	P	0	0	0	0.0	0.0	0.0	0.0	0	0	0.0	0	0	0	0	0	0.0	0	0	0	0	L	
10/04*	at Bengals	P	0	0	0	0.0	0.0	0.0	0.0	0	0	0.0	0	0	0	0	0	0.0	1	0	0	0	L	
10/11*	BEARS	P	0	0	0	0.0	0.0	0.0	0.0	0	0	0.0	0	0	0	0	0	0.0	0	0	0	0	L	
10/18*	at Vikings	P	0	0	0	0.0	0.0	0.0	0.0	0	0	0.0	0	0	0	0	0	0.0	0	0	0	0	L	
10/25*	STEELERS	P	0	0	0	0.0	0.0	0.0	0.0	0	0	0.0	0	0	0	0	0	0.0	1	0	0	0	W	
11/01*	LIONS	P	0	0	0	0.0	0.0	0.0	0.0	0	0	0.0	0	0	0	0	0	0.0	1	0	0	0	W	
11/15*	at Broncos	P	3	3	0	0.0	0.0	0.0	0.0	0	0	0.0	0	0	1	0	0	0.0	0	0	0	0	W	
11/22*	at Chargers	P	0	0	0	0.0	0.0	0.0	0.0	0	0	0.0	0	0	0	0	0	0.0	0	0	0	0	W	
11/29*	BILLS	P	0	0	0	0.0	0.0	0.0	0.0	0	0	0.0	0	0	0	0	0	0.0	1	1	0	0	W	
12/06*	at Raiders	P	4	3	1	1.0	7.0	1.0	7.0	1	0	0.0	0	0	0	0	0	0.0	1	0	0	0	W	
12/13*	CHARGERS	P	3	3	0	0.0	0.0	0.0	0.0	0	0	0.0	0	0	0	0	0	0.0	0	0	0	0	W	
12/20*	at Ravens	P	3	3	0	0.0	0.0	0.0	0.0	0	0	0.0	0	0	1	0	0	0.0	0	0	0	0	W	
12/27*	BROWNS	P	1	1	0	0.0	0.0	0.0	0.0	0	0	0.0	0	0	0	0	0	0.0	1	0	0	0	W	
2015 TOTALS			15-0	14	13	1	1	7.0	1.0	7.0	1.0	0	0.0	0	0	2	0	0	0.0	6	1	0	0	10-5

50	Justin Houston	LB	6-3	258	26	5	Georgia	FA-15
----	----------------	----	-----	-----	----	---	---------	-------

JUSTIN HOUSTON'S NFL REGULAR SEASON STATISTICS

		TACKLES										INTERCEPTIONS					O. FUMB			ST		MISC	
SEASON	TEAM	GP	GS	TK	S	A	TFL	YDS	SK	YDS	QBH	NO	YDS	LG	TD	PD	FF	FR	YDS	S	A	S	A
2011	Chiefs	16	10	75	63	7	10	0	5.5	27.5	9	0	0	0	0	4	1	1	0	3	2	0	0
2012	Chiefs	16	16	66	53	13	13	10	10.0	69.0	18	1	32	32	0	6	1	1	4	0	0	0	0
2013	Chiefs	11	11	44	41	3	11	63	11.0	75.0	15	0	0	0	0	4	1	2	0	0	0	0	0
2014	Chiefs	16	16	69	60	9	23	112	22.0	99.0	25	0	0	0	0	5	4	0	0	0	0	0	0
2015*	Chiefs	11	11	30	25	5	9	50	7.5	54.0	13	2	16	17t	1	6	1	0	0	0	0	0	0
NFL TOTALS		70	64	279	242	37	66	235	56.0	324.5	80	3	48	32	1	25	8	4	4	3	2.0	0	0.0



2015 GAME-BY-GAME REGULAR SEASON STATISTICS (KANSAS CITY CHIEFS)

			TACKLES							INTERCEPTIONS							O. FUMB			ST		MISC		
OPPONENT			P/S	TK	S	A	SK	YDS	TFL	YDS	QBH	NO	YDS	LG	TD	PD	FF	FR	YDS	S	A	S	A	W/L
09/13*	at Texans	S	3	3	0	1.0	9.0	0.0	0.0	1	0	0.0	0	0	0	1	0	0.0	0	0	0	0	W	
09/17*	BRONCOS	S	6	5	1	2.0	14.0	2.0	14.0	3	0	0.0	0	0	1	0	0	0.0	0	0	0	0	L	
09/28*	at Packers	S	4	4	0	0.0	0.0	1.0	2.0	1	0	0.0	0	0	0	0	0	0.0	0	0	0	0	L	
10/04*	at Bengals	S	3	1	2	0.0	0.0	0.0	0.0	0	0	0.0	0	0	0	0	0	0.0	0	0	0	0	L	
10/11*	BEARS	S	2	2	0	0.0	0.0	0.0	0.0	1	0	0.0	0	0	0	0	0	0.0	0	0	0	0	L	
10/18*	at Vikings	S	3	3	0	1.0	7.0	3.0	13.0	1	0	0.0	0	0	2	0	0	0.0	0	0	0	0	L	
10/25*	STEELERS	S	2	1	1	0.0	0.0	0.0	0.0	0	0	0.0	0	0	1	0	0	0.0	0	0	0	0	W	
11/01*	LIONS	S	3	2	1	1.5	11.0	1.0	8.0	2	1	-1.0	-1	0	1	0	0	0.0	0	0	0	0	W	
11/15*	at Broncos	S	3	3	0	2.0	13.0	2.0	13.0	4	0	0.0	0	0	0	0	0	0.0	0	0	0	0	W	
11/22*	at Chargers	S	1	1	0	0.0	0.0	0.0	0.0	0	1	17.0	17t	1	1	0	0	0.0	0	0	0	0	W	
11/29*	BILLS	S	0	0	0	0.0	0.0	0.0	0.0	0	0	0.0	0	0	0	0	0	0.0	0	0	0	0	W	
12/06*	at Raiders	NOT ACTIVE																					W	
12/13*	CHARGERS	NOT ACTIVE																					W	
12/20*	at Ravens	NOT ACTIVE																					W	
12/27*	BROWNS	NOT ACTIVE																					W	
2015 TOTALS			11-11	30	25	5	7.5	54.0	9.0	50.0	13.0	2	16.0	17t	1	6	1	0	0.0	0	0	0	0	10-5

51	Frank Zombo	LB	6-3	254	28	6	Central Michigan	UFA-14
----	-------------	----	-----	-----	----	---	------------------	--------

FRANK ZOMBO'S NFL REGULAR SEASON STATISTICS

		TACKLES							INTERCEPTIONS							O. FUMB			ST		MISC		
SEASON	TEAM	GP	GS	TK	S	A	TFL	YDS	SK	YDS	QBH	NO	YDS	LG	TD	PD	FF	FR	YDS	S	A	S	A

2010	Packers	13	8	38	28	10	5	0	4.0	34.0	6	0	0	0	0	0	2	0	0	0	0	0	0
2011	Packers	5	1	10	7	2	1	0	1.0	7.0	1	0	0	0	0	0	0	0	0	1	0	0	0
2012	Packers	7	0	8	4	2	0	0	0.0	0.0	0	0	0	0	0	0	0	0	1	1	0	0	
2013	Chiefs	16	5	27	20	3	0	0	2.0	15.0	5	1	5	5	0	2	1	1	0	3	1	0	0
2014	Chiefs	16	0	8	1	0	0	0	0.0	0.0	0	0	0	0	0	0	0	2	0	7	0	0	0
2015*	Chiefs	15	1	7	6	1	2	14	2.0	14.0	4	0	0	0	0	1	0	0	0	7	1	0	0
NFL TOTALS		72	15	84	66	18	8.0	14.0	9.0	70.0	16	1	5	5	0	3	3	3	0	19	3.0	0	0.0

2015 GAME-BY-GAME REGULAR SEASON STATISTICS (KANSAS CITY CHIEFS)

			TACKLES						INTERCEPTIONS						O. FUMB			ST		MISC				
OPPONENT			P/S	TK	S	A	SK	YDS	TFL	YDS	QBH	NO	YDS	LG	TD	PD	FF	FR	YDS	S	A	S	A	W/L
09/13*	at Texans	P	0	0	0	0.0	0.0	0.0	0.0	0	0	0.0	0	0	0	0	0	0	0.0	0	0	0	0	W
09/17*	BRONCOS	P	0	0	0	0.0	0.0	0.0	0.0	0	0	0.0	0	0	0	0	0	0	0.0	0	0	0	0	L
09/28*	at Packers	P	0	0	0	0.0	0.0	0.0	0.0	0	0	0.0	0	0	0	0	0	0	0.0	0	0	0	0	L
10/04*	at Bengals	P	0	0	0	0.0	0.0	0.0	0.0	0	0	0.0	0	0	0	0	0	0	0.0	0	0	0	0	L
10/11*	BEARS	P	0	0	0	0.0	0.0	0.0	0.0	0	0	0.0	0	0	0	0	0	0	0.0	0	0	0	0	L
10/18*	at Vikings	P	0	0	0	0.0	0.0	0.0	0.0	0	0	0.0	0	0	0	0	0	0	0.0	0	0	0	0	L
10/25*	STEELERS	P	0	0	0	0.0	0.0	0.0	0.0	0	0	0.0	0	0	0	0	0	0	0.0	0	0	0	0	W
11/01*	LIONS	P	0	0	0	0.0	0.0	0.0	0.0	0	0	0.0	0	0	0	0	0	0	0.0	1	0	0	0	W
11/15*	at Broncos	P	0	0	0	0.0	0.0	0.0	0.0	0	0	0.0	0	0	0	0	0	0	0.0	1	0	0	0	W
11/22*	at Chargers	P	0	0	0	0.0	0.0	0.0	0.0	0	0	0.0	0	0	0	0	0	0	0.0	0	0	0	0	W
11/29*	BILLS	P	4	3	1	0.0	0.0	0.0	0.0	0	0	0.0	0	0	0	0	0	0	0.0	0	0	0	0	W
12/06*	at Raiders	P	2	2	0	2.0	14.0	2.0	14.0	2	0	0.0	0	0	0	0	0	0	0.0	2	1	0	0	W
12/13*	CHARGERS	P	0	0	0	0.0	0.0	0.0	0.0	0	0	0.0	0	0	0	0	0	0	0.0	0	0	0	0	W
12/20*	at Ravens	P	0	0	0	0.0	0.0	0.0	0.0	1	0	0.0	0	0	0	0	0	0	0.0	1	0	0	0	W
12/27*	BROWNS	S	1	1	0	0.0	0.0	0.0	0.0	1	0	0.0	0	0	1	0	0	0	0.0	2	0	0	0	W

2015 TOTALS      15-1   7      6      1      2      14.0 2.0   14.0 4.0   0      0.0 0      0      1      0      0      0.0      7      1      0      0      10-5

53	Ramik Wilson	LB	6-2	237	23	R	Georgia	D4-15
----	--------------	----	-----	-----	----	---	---------	-------

RAMIK WILSON'S NFL REGULAR SEASON STATISTICS

		TACKLES										INTERCEPTIONS					O. FUMB			ST		MISC	
SEASON	TEAM	GP	GS	TK	S	A	TFL	YDS	SK	YDS	QBH	NO	YDS	LG	TD	PD	FF	FR	YDS	S	A	S	A
2015*	Chiefs	9	2	20	13	7	0	0	0.0	0.0	0	0	0	0	0	0	0	1	0	0	0	0	0
NFL TOTALS		9	2	20	13	7	0.0	0.0	0.0	0.0	0	0	0	0	0	0	0	1	0	0	0.0	0	0.0

2015 GAME-BY-GAME REGULAR SEASON STATISTICS (KANSAS CITY CHIEFS)

		TACKLES							INTERCEPTIONS						O. FUMB			ST		MISC		
OPPONENT	P/S	TK	S	A	SK	YDS	TFL	YDS	QBH	NO	YDS	LG	TD	PD	FF	FR	YDS	S	A	S	A	W/L
09/13* at Texans	P	0	0	0	0.0	0.0	0.0	0.0	0	0	0.0	0	0	0	0	0	0.0	0	0	0	0	W
09/17* BRONCOS	P	0	0	0	0.0	0.0	0.0	0.0	0	0	0.0	0	0	0	0	0	0.0	0	0	0	0	L
09/28* at Packers	P	0	0	0	0.0	0.0	0.0	0.0	0	0	0.0	0	0	0	0	0	0.0	0	0	0	0	L
10/04* at Bengals	P	8	4	4	0.0	0.0	0.0	0.0	0	0	0.0	0	0	0	0	0	0.0	0	0	0	0	L
10/11* BEARS	S	4	2	2	0.0	0.0	0.0	0.0	0	0	0.0	0	0	0	0	1	0.0	0	0	0	0	L
10/18* at Vikings	S	8	7	1	0.0	0.0	0.0	0.0	0	0	0.0	0	0	0	0	0	0.0	0	0	0	0	L
10/25* STEELERS	NOT ACTIVE																					W
11/01* LIONS	NOT ACTIVE																					W
11/15* at Broncos	NOT ACTIVE																					W
11/22* at Chargers	NOT ACTIVE																					W
11/29* BILLS	DID NOT PLAY																					W
12/06* at Raiders	P	0	0	0	0.0	0.0	0.0	0.0	0	0	0.0	0	0	0	0	0	0.0	0	0	0	0	W
12/13* CHARGERS	P	0	0	0	0.0	0.0	0.0	0.0	0	0	0.0	0	0	0	0	0	0.0	0	0	0	0	W

12/20*	at Ravens	P	0	0	0	0.0	0.0	0.0	0.0	0	0	0.0	0	0	0	0	0	0.0	0	0	0	0	W	
12/27*	BROWNS	P	0	0	0	0.0	0.0	0.0	0.0	0	0	0.0	0	0	0	0	0	0.0	0	0	0	0	W	
2015 TOTALS			9-2	20	13	7	0	0.0	0.0	0.0	0.0	0	0.0	0	0	0	0	1	0.0	0	0	0	0	10-5

54	Dezman Moses	LB	6-2	249	26	4	Tulane	FA-15
----	--------------	----	-----	-----	----	---	--------	-------

DEZMAN MOSES' NFL REGULAR SEASON STATISTICS

		TACKLES									INTERCEPTIONS						O. FUMB			ST		MISC	
SEASON	TEAM	GP	GS	TK	S	A	TFL	YDS	SK	YDS	QBH	NO	YDS	LG	TD	PD	FF	FR	YDS	S	A	S	A
2012	Packers	16	6	27	12	12	2	0	4.0	10.0	6	0	0	0	0	2	1	0	0	2	1	0	0
2013	Chiefs	13	0	5	1	0	0	0	0.0	0.0	0	0	0	0	0	0	0	0	0	2	2	0	0
2015*	Chiefs	12	0	1	1	0	0	0	0.0	0.0	0	0	0	0	0	0	1	0	0	3	1	0	0
NFL TOTALS		41	6	26	14	12	2.0	0.0	4.0	10.0	6	0	0	0	0	2	2	0	0	7	4.0	0	0.0

2015 GAME-BY-GAME REGULAR SEASON STATISTICS (KANSAS CITY CHIEFS)

		TACKLES							INTERCEPTIONS							O. FUMB			ST		MISC		
OPPONENT		P/S	TK	S	A	SK	YDS	TFL	YDS	QBH	NO	YDS	LG	TD	PD	FF	FR	YDS	S	A	S	A	W/L
09/13*	at Texans	P	0	0	0	0.0	0.0	0.0	0.0	0	0	0.0	0	0	0	0	0	0.0	0	0	0	0	W
09/17*	BRONCOS	NOT ACTIVE																					L
09/28*	at Packers	NOT ACTIVE																					L
10/04*	at Bengals	NOT ACTIVE																					L
10/11*	BEARS	P	0	0	0	0.0	0.0	0.0	0.0	0	0	0.0	0	0	0	0	0	0.0	0	0	0	0	L
10/18*	at Vikings	P	0	0	0	0.0	0.0	0.0	0.0	0	0	0.0	0	0	0	0	0	0.0	0	0	0	0	L
10/25*	STEELERS	P	0	0	0	0.0	0.0	0.0	0.0	0	0	0.0	0	0	0	0	0	0.0	0	0	0	0	W
11/01*	LIONS	P	0	0	0	0.0	0.0	0.0	0.0	0	0	0.0	0	0	0	0	0	0.0	0	0	0	0	W
11/15*	at Broncos	P	0	0	0	0.0	0.0	0.0	0.0	0	0	0.0	0	0	0	0	0	0.0	0	0	0	0	W

11/22*	at Chargers	P	0	0	0	0.0	0.0	0.0	0.0	0	0	0.0	0	0	0	0	0	0.0	0	0	0	0	W	
11/29*	BILLS	P	1	1	0	0.0	0.0	0.0	0.0	0	0	0.0	0	0	0	0	0	0.0	0	0	0	0	W	
12/06*	at Raiders	P	0	0	0	0.0	0.0	0.0	0.0	0	0	0.0	0	0	0	0	0	0.0	1	1	0	0	W	
12/13*	CHARGERS	P	0	0	0	0.0	0.0	0.0	0.0	0	0	0.0	0	0	0	0	0	0.0	0	0	0	0	W	
12/20*	at Ravens	P	0	0	0	0.0	0.0	0.0	0.0	0	0	0.0	0	0	0	0	0	0.0	1	0	0	0	W	
12/27*	BROWNS	P	0	0	0	0.0	0.0	0.0	0.0	0	0	0.0	0	0	0	0	0	0.0	1	0	0	0	W	
2015 TOTALS			12-0	1	1	0	0	0.0	0.0	0.0	0.0	0	0.0	0	0	0	1	0	0.0	3	1	0	0	10-5

55	Dee Ford	LB	6-2	252	24	2	Auburn	D1-14
----	----------	----	-----	-----	----	---	--------	-------

#### DEE FORD'S NFL REGULAR SEASON STATISTICS

		TACKLES									INTERCEPTIONS						O. FUMB			ST		MISC	
SEASON	TEAM	GP	GS	TK	S	A	TFL	YDS	SK	YDS	QBH	NO	YDS	LG	TD	PD	FF	FR	YDS	S	A	S	A
2014	Chiefs	16	0	8	4	4	0	0	1.5	10.0	5	0	0	0	0	1	0	0	0	0	0	0	0
2015*	Chiefs	13	4	20	19	1	5	20	3.0	17.0	9	0	0	0	0	2	0	0	0	0	0	0	0
NFL TOTALS		29	4	28	23	5	5.0	20.0	4.5	27.0	14	0	0	0	0	3	0	0	0	0	0.0	0	0.0

#### 2015 GAME-BY-GAME REGULAR SEASON STATISTICS (KANSAS CITY CHIEFS)

		TACKLES							INTERCEPTIONS						O. FUMB			ST		MISC		
OPPONENT	P/S	TK	S	A	SK	YDS	TFL	YDS	QBH	NO	YDS	LG	TD	PD	FF	FR	YDS	S	A	S	A	W/L
09/13* at Texans	P	2	2	0	0.0	0.0	0.0	0.0	0	0	0.0	0	0	0	0	0	0.0	0	0	0	0	W
09/17* BRONCOS	P	0	0	0	0.0	0.0	0.0	0.0	1	0	0.0	0	0	0	0	0	0.0	0	0	0	0	L
09/28* at Packers	P	1	1	0	0.0	0.0	0.0	0.0	0	0	0.0	0	0	0	0	0	0.0	0	0	0	0	L
10/04* at Bengals	P	0	0	0	0.0	0.0	0.0	0.0	0	0	0.0	0	0	0	0	0	0.0	0	0	0	0	L
10/11* BEARS	P	2	1	1	0.0	0.0	0.0	0.0	0	0	0.0	0	0	0	0	0	0.0	0	0	0	0	L
10/18* at Vikings	P	0	0	0	0.0	0.0	0.0	0.0	0	0	0.0	0	0	0	0	0	0.0	0	0	0	0	L





2015*	Chiefs	15	15	106	87	19	8	33	4.0	23.0	5	2	23	18	0	7	2	0	0	0	0	0	0
NFL TOTALS		153	140	1091	867	224	58.0	68.0	26.5	171.0	38	13	300	70	3	66	22	7	11	7	1.0	0	0.0

2015 GAME-BY-GAME REGULAR SEASON STATISTICS (KANSAS CITY CHIEFS)

			TACKLES							INTERCEPTIONS							O. FUMB			ST		MISC		
OPPONENT			P/S	TK	S	A	SK	YDS	TFL	YDS	QBH	NO	YDS	LG	TD	PD	FF	FR	YDS	S	A	S	A	W/L
09/13*	at Texans	S	8	6	2	1.0	9.0	2.0	9.0	1	0	0.0	0	0	1	0	0	0.0	0	0	0	0	W	
09/17*	BRONCOS	S	2	2	0	0.0	0.0	0.0	0.0	0	0	0.0	0	0	0	0	0	0.0	0	0	0	0	L	
09/28*	at Packers	S	8	8	0	0.0	0.0	0.0	0.0	0	0	0.0	0	0	1	0	0	0.0	0	0	0	0	L	
10/04*	at Bengals	S	2	1	1	0.0	0.0	0.0	0.0	0	0	0.0	0	0	0	0	0	0.0	0	0	0	0	L	
10/11*	BEARS	S	5	5	0	0.0	0.0	0.0	0.0	1	0	0.0	0	0	0	0	0	0.0	0	0	0	0	L	
10/18*	at Vikings	S	9	6	3	0.0	0.0	0.0	0.0	0	0	0.0	0	0	0	0	0	0.0	0	0	0	0	L	
10/25*	STEELERS	S	4	2	2	0.0	0.0	0.0	0.0	0	1	18.0	18	0	2	0	0	0.0	0	0	0	0	W	
11/01*	LIONS	S	5	5	0	1.0	7.0	1.0	7.0	1	0	0.0	0	0	0	0	0	0.0	0	0	0	0	W	
11/15*	at Broncos	S	7	6	1	1.0	7.0	2.0	9.0	1	0	0.0	0	0	0	0	0	0.0	0	0	0	0	W	
11/22*	at Chargers	S	9	8	1	0.0	0.0	0.0	0.0	0	0	0.0	0	0	1	0	0	0.0	0	0	0	0	W	
11/29*	BILLS	S	9	7	2	0.0	0.0	1.0	4.0	0	0	0.0	0	0	1	0	0	0.0	0	0	0	0	W	
12/06*	at Raiders	S	14	13	1	1.0	0.0	2.0	4.0	0	0	0.0	0	0	0	1	0	0.0	0	0	0	0	W	
12/13*	CHARGERS	S	6	5	1	0.0	0.0	0.0	0.0	0	1	5.0	5	0	1	0	0	0.0	0	0	0	0	W	
12/20*	at Ravens	S	12	7	5	0.0	0.0	0.0	0.0	1	0	0.0	0	0	0	1	0	0.0	0	0	0	0	W	
12/27*	BROWNS	S	6	6	0	0.0	0.0	0.0	0.0	0	0	0.0	0	0	0	0	0	0.0	0	0	0	0	W	
2015 TOTALS			15-15	106	87	19	4	23.0	8.0	33.0	5.0	2	23.0	18	0	7	2	0	0.0	0	0	0	0	10-5

57	D.J. Alexander	LB	6-2	233	24	R	Oregon State	D5a-15
----	----------------	----	-----	-----	----	---	--------------	--------

D.J. ALEXANDER'S NFL REGULAR SEASON STATISTICS

		TACKLES								INTERCEPTIONS							O. FUMB			ST		MISC	
SEASON	TEAM	GP	GS	TK	S	A	TFL	YDS	SK	YDS	QBH	NO	YDS	LG	TD	PD	FF	FR	YDS	S	A	S	A
2015*	Chiefs	15	0	2	1	1	0	0	0.0	0.0	0	0	0	0	0	0	0	0	0	11	0	0	0
NFL TOTALS		15	0	2	1	1	0.0	0.0	0.0	0.0	0	0	0	0	0	0	0	0	0	11	0.0	0	0.0

2015 GAME-BY-GAME REGULAR SEASON STATISTICS (KANSAS CITY CHIEFS)

			TACKLES							INTERCEPTIONS							O. FUMB			ST		MISC		
OPPONENT			P/S	TK	S	A	SK	YDS	TFL	YDS	QBH	NO	YDS	LG	TD	PD	FF	FR	YDS	S	A	S	A	W/L
09/13*	at Texans	P	0	0	0	0.0	0.0	0.0	0.0	0	0	0.0	0	0	0	0	0	0	0.0	2	0	0	0	W
09/17*	BRONCOS	P	0	0	0	0.0	0.0	0.0	0.0	0	0	0.0	0	0	0	0	0	0	0.0	1	0	0	0	L
09/28*	at Packers	P	0	0	0	0.0	0.0	0.0	0.0	0	0	0.0	0	0	0	0	0	0	0.0	1	0	0	0	L
10/04*	at Bengals	P	0	0	0	0.0	0.0	0.0	0.0	0	0	0.0	0	0	0	0	0	0	0.0	1	0	0	0	L
10/11*	BEARS	P	0	0	0	0.0	0.0	0.0	0.0	0	0	0.0	0	0	0	0	0	0	0.0	0	0	0	0	L
10/18*	at Vikings	P	0	0	0	0.0	0.0	0.0	0.0	0	0	0.0	0	0	0	0	0	0	0.0	1	0	0	0	L
10/25*	STEELERS	P	0	0	0	0.0	0.0	0.0	0.0	0	0	0.0	0	0	0	0	0	0	0.0	0	0	0	0	W
11/01*	LIONS	P	0	0	0	0.0	0.0	0.0	0.0	0	0	0.0	0	0	0	0	0	0	0.0	1	0	0	0	W
11/15*	at Broncos	P	0	0	0	0.0	0.0	0.0	0.0	0	0	0.0	0	0	0	0	0	0	0.0	0	0	0	0	W
11/22*	at Chargers	P	2	1	1	0.0	0.0	0.0	0.0	0	0	0.0	0	0	0	0	0	0	0.0	1	0	0	0	W
11/29*	BILLS	P	0	0	0	0.0	0.0	0.0	0.0	0	0	0.0	0	0	0	0	0	0	0.0	0	0	0	0	W
12/06*	at Raiders	P	0	0	0	0.0	0.0	0.0	0.0	0	0	0.0	0	0	0	0	0	0	0.0	1	0	0	0	W
12/13*	CHARGERS	P	0	0	0	0.0	0.0	0.0	0.0	0	0	0.0	0	0	0	0	0	0	0.0	1	0	0	0	W
12/20*	at Ravens	P	0	0	0	0.0	0.0	0.0	0.0	0	0	0.0	0	0	0	0	0	0	0.0	1	0	0	0	W
12/27*	BROWNS	P	0	0	0	0.0	0.0	0.0	0.0	0	0	0.0	0	0	0	0	0	0	0.0	0	0	0	0	W
2015 TOTALS			15-0	2	1	1	0	0.0	0.0	0.0	0.0	0	0.0	0	0	0	0	0	0.0	11	0	0	0	10-5

60	Jarrold Pughsley	OL	6-4	310	24	1	Akron	FA-15
----	------------------	----	-----	-----	----	---	-------	-------

#### JARROD PUGHSLEY'S NFL REGULAR SEASON STATISTICS

TEAM	GP	GS
2015* Chiefs	1	0
<b>NFL TOTALS</b>	<b>1</b>	<b>0</b>

#### 2015 GAME-BY-GAME REGULAR SEASON STATISTICS (KANSAS CITY CHIEFS)

SEASON	OPPONENT	P/S	W/L	SCORE
09/13*	at Texans	PRACTICE SQUAD	W	27-20
09/17*	BRONCOS	PRACTICE SQUAD	L	24-31
09/28*	at Packers	PRACTICE SQUAD	L	28-38
10/04*	at Bengals	PRACTICE SQUAD	L	21-36
10/11*	BEARS	PRACTICE SQUAD	L	17-18
10/18*	at Vikings	PRACTICE SQUAD	L	10-16
10/25*	STEELERS	PRACTICE SQUAD	W	23-13
11/01*	LIONS	PRACTICE SQUAD	W	45-10
11/15*	at Broncos	PRACTICE SQUAD	W	29-13
11/22*	at Chargers	PRACTICE SQUAD	W	33-3
11/29*	BILLS	PRACTICE SQUAD	W	30-22
12/06*	at Raiders	PRACTICE SQUAD	W	34-20
12/13*	CHARGERS	DID NOT PLAY	W	10-3
12/20*	at Ravens	P	W	34-14
12/27*	BROWNS	DID NOT PLAY	W	17-13
<b>2015 TOTALS</b>		<b>1-0</b>	<b>10-5</b>	

61	Mitch Morse	C	6-6	305	23	R	Missouri	D2-15
----	-------------	---	-----	-----	----	---	----------	-------

#### MITCH MORSE'S NFL REGULAR SEASON STATISTICS

SEASON	TEAM	GP	GS
2015*	Chiefs	14	14
<b>NFL TOTALS</b>		<b>14</b>	<b>14</b>

#### 2015 GAME-BY-GAME REGULAR SEASON STATISTICS (KANSAS CITY CHIEFS)

SEASON	OPPONENT	P/S	W/L	SCORE
09/13*	at Texans	S	W	27-20
09/17*	BRONCOS	S	L	24-31
09/28*	at Packers	S	L	28-38
10/04*	at Bengals	S	L	21-36
10/11*	BEARS	S	L	17-18
10/18*	at Vikings	S	L	10-16
10/25*	STEELERS	S	W	23-13
11/01*	LIONS	S	W	45-10
11/15*	at Broncos	S	W	29-13
11/22*	at Chargers	S	W	33-3
11/29*	BILLS	S	W	30-22
12/06*	at Raiders	NOT ACTIVE	W	34-20
12/13*	CHARGERS	S	W	10-3
12/20*	at Ravens	S	W	34-14
12/27*	BROWNS	S	W	17-13
<b>2015 TOTALS</b>		<b>14-14</b>	<b>10-5</b>	

70	Mike DeVito	DE	6-3	305	31	9	Maine	UFA-13
----	-------------	----	-----	-----	----	---	-------	--------

# MIKE DEVITO'S NFL REGULAR SEASON STATISTICS

		TACKLES									INTERCEPTIONS						O. FUMB			ST		MISC	
SEASON	TEAM	GP	GS	TK	S	A	TFL	YDS	SK	YDS	QBH	NO	YDS	LG	TD	PD	FF	FR	YDS	S	A	S	A
2007	Jets	7	0	5	3	2	0	0	0.0	0.0	0	0	0	0	0	0	0	0	0	0	0	0	0
2008	Jets	16	0	24	15	9	2	0	0.5	5.0	2	0	0	0	0	0	0	0	0	0	0	0	0
2009	Jets	15	1	28	20	8	1	0	0.0	0.0	1	0	0	0	0	0	0	3	7	0	0	0	0
2010	Jets	16	11	59	34	25	4	0	0.0	0.0	3	0	0	0	0	1	2	0	0	0	0	0	0
2011	Jets	12	11	34	27	7	1	0	1.0	1.0	0	0	0	0	0	0	2	0	0	0	0	0	0
2012	Jets	16	15	52	27	25	2	0	1.0	8.0	1	0	0	0	0	0	2	0	0	0	0	0	0
2013	Chiefs	14	13	28	18	10	1	1	0.0	0.0	0	0	0	0	0	1	0	0	0	0	0	0	0
2014	Chiefs	1	1	1	0	1	0	0	0.0	0.0	0	0	0	0	0	1	0	0	0	0	0	0	0
2015*	Chiefs	12	5	18	12	6	5	14	2.0	11.0	2	0	0	0	0	0	0	0	0	0	0	0	0
NFL TOTALS		109	57	249	156	93	16.0	15.0	4.5	25.0	9	0	0	0	0	3	6	3	7	0	0.0	0	0.0

# 2015 GAME-BY-GAME REGULAR SEASON STATISTICS (KANSAS CITY CHIEFS)

			TACKLES					INTERCEPTIONS							O. FUMB			ST		MISC				
OPPONENT			P/S	TK	S	A	SK	YDS	TFL	YDS	QBH	NO	YDS	LG	TD	PD	FF	FR	YDS	S	A	S	A	W/L
09/13*	at Texans		S	0	0	0	0.0	0.0	0.0	0.0	0	0	0.0	0	0	0	0	0	0.0	0	0	0	0	W
09/17*	BRONCOS		S	3	2	1	1.0	4.0	1.0	4.0	1	0	0.0	0	0	0	0	0	0.0	0	0	0	0	L
09/28*	at Packers		P	2	2	0	0.0	0.0	1.0	1.0	0	0	0.0	0	0	0	0	0	0.0	0	0	0	0	L
10/04*	at Bengals		P	1	0	1	0.0	0.0	0.0	0.0	0	0	0.0	0	0	0	0	0	0.0	0	0	0	0	L
10/11*	BEARS		P	1	0	1	0.0	0.0	0.0	0.0	0	0	0.0	0	0	0	0	0	0.0	0	0	0	0	L
10/18*	at Vikings		P	4	3	1	0.0	0.0	1.0	1.0	0	0	0.0	0	0	0	0	0	0.0	0	0	0	0	L

10/25*	STEELERS	NOT ACTIVE																						W
11/01*	LIONS	NOT ACTIVE																						W
11/15*	at Broncos	S	2	2	0	1.0	7.0	1.0	7.0	1	0	0.0	0	0	0	0	0	0.0	0	0	0	0	0	W
11/22*	at Chargers	S	1	0	1	0.0	0.0	0.0	0.0	0	0	0.0	0	0	0	0	0	0.0	0	0	0	0	0	W
11/29*	BILLS	S	0	0	0	0.0	0.0	0.0	0.0	0	0	0.0	0	0	0	0	0	0.0	0	0	0	0	0	W
12/06*	at Raiders	P	2	2	0	0.0	0.0	0.0	0.0	0	0	0.0	0	0	0	0	0	0.0	0	0	0	0	0	W
12/13*	CHARGERS	NOT ACTIVE																						W
12/20*	at Ravens	P	1	0	1	0.0	0.0	0.0	0.0	0	0	0.0	0	0	0	0	0	0.0	0	0	0	0	0	W
12/27*	BROWNS	P	1	1	0	0.0	0.0	1.0	1.0	0	0	0.0	0	0	0	0	0	0.0	0	0	0	0	0	W
<b>2015 TOTALS</b>		<b>12-5</b>	<b>18</b>	<b>12</b>	<b>6</b>	<b>2</b>	<b>11.0</b>	<b>5.0</b>	<b>14.0</b>	<b>2.0</b>	<b>0</b>	<b>0.0</b>	<b>0</b>	<b>0</b>	<b>0</b>	<b>0</b>	<b>0</b>	<b>0.0</b>	<b>0</b>	<b>0</b>	<b>0</b>	<b>0</b>	<b>0</b>	<b>10-5</b>

71	Jeff Allen	OL	6-4	306	25	4	Illinois	D2-12
----	------------	----	-----	-----	----	---	----------	-------

#### JEFF ALLEN'S NFL REGULAR SEASON STATISTICS

SEASON	TEAM	GP	GS
2012	Chiefs	16	13
2013	Chiefs	15	14
2014	Chiefs	1	1
2015*	Chiefs	11	7
<b>NFL TOTALS</b>		<b>43</b>	<b>35</b>

#### 2015 GAME-BY-GAME REGULAR SEASON STATISTICS (KANSAS CITY CHIEFS)

SEASON	OPPONENT	P/S	W/L	SCORE
09/13*	at Texans	NOT ACTIVE	W	27-20
09/17*	BRONCOS	NOT ACTIVE	L	24-31
09/28*	at Packers	P	L	28-38



10/04*	at Bengals	P	L	21-36
10/11*	BEARS	P	L	17-18
10/18*	at Vikings	P	L	10-16
10/25*	STEELERS	S	W	23-13
11/01*	LIONS	S	W	45-10
11/15*	at Broncos	S	W	29-13
11/22*	at Chargers	S	W	33-3
11/29*	BILLS	S	W	30-22
12/06*	at Raiders	S	W	34-20
12/13*	CHARGERS	NOT ACTIVE	W	10-3
12/20*	at Ravens	NOT ACTIVE	W	34-14
12/27*	BROWNS	S	W	17-13
<b>2015 TOTALS</b>		<b>11-7</b>	<b>10-5</b>	

72	Eric Fisher	T	6-7	315	24	3	Central Michigan	D1-13
----	-------------	---	-----	-----	----	---	------------------	-------

#### ERIC FISHER'S NFL REGULAR SEASON STATISTICS

SEASON	TEAM	GP	GS
2013	Chiefs	14	13
2014	Chiefs	16	16
2015*	Chiefs	15	13
<b>NFL TOTALS</b>		<b>45</b>	<b>42</b>

#### 2015 GAME-BY-GAME REGULAR SEASON STATISTICS (KANSAS CITY CHIEFS)

SEASON	OPPONENT	P/S	W/L	SCORE
09/13*	at Texans	P	W	27-20

09/17*	BRONCOS	P	L	24-31
09/28*	at Packers	S	L	28-38
10/04*	at Bengals	S	L	21-36
10/11*	BEARS	S	L	17-18
10/18*	at Vikings	S	L	10-16
10/25*	STEELERS	S	W	23-13
11/01*	LIONS	S	W	45-10
11/15*	at Broncos	S	W	29-13
11/22*	at Chargers	S	W	33-3
11/29*	BILLS	S	W	30-22
12/06*	at Raiders	S	W	34-20
12/13*	CHARGERS	S	W	10-3
12/20*	at Ravens	S	W	34-14
12/27*	BROWNS	S	W	17-13
<b>2015 TOTALS</b>		<b>15-13</b>	<b>10-5</b>	

73	Zach Fulton	OL	6-5	316	24	2	Tennessee	D6a-14
----	-------------	----	-----	-----	----	---	-----------	--------

#### ZACH FULTON'S NFL REGULAR SEASON STATISTICS

SEASON	TEAM	GP	GS
2014	Chiefs	16	16
2015*	Chiefs	15	6
<b>NFL TOTALS</b>		<b>31</b>	<b>22</b>

#### 2015 GAME-BY-GAME REGULAR SEASON STATISTICS (KANSAS CITY CHIEFS)

SEASON	OPPONENT	P/S	W/L	SCORE
--------	----------	-----	-----	-------

09/13*	at Texans	P	W	27-20
09/17*	BRONCOS	P	L	24-31
09/28*	at Packers	P	L	28-38
10/04*	at Bengals	S	L	21-36
10/11*	BEARS	S	L	17-18
10/18*	at Vikings	S	L	10-16
10/25*	STEELERS	P	W	23-13
11/01*	LIONS	P	W	45-10
11/15*	at Broncos	P	W	29-13
11/22*	at Chargers	P	W	33-3
11/29*	BILLS	P	W	30-22
12/06*	at Raiders	S	W	34-20
12/13*	CHARGERS	S	W	10-3
12/20*	at Ravens	S	W	34-14
12/27*	BROWNS	P	W	17-13
<b>2015 TOTALS</b>		<b>15-6</b>	<b>10-5</b>	

75	Jah Reid	T	6-7	325	27	5	UCF	FA-15
----	----------	---	-----	-----	----	---	-----	-------

#### JAH REID'S NFL REGULAR SEASON STATISTICS

SEASON	TEAM	GP	GS
2012	Ravens	16	0
2012	Ravens	9	7
2013	Ravens	10	0
2014	Ravens	4	0
2015*	Chiefs	10	10

**NFL TOTALS**                      **49**    **17**

**2015 GAME-BY-GAME REGULAR SEASON STATISTICS (KANSAS CITY CHIEFS)**

<b>SEASON</b>	<b>OPPONENT</b>	<b>P/S</b>	<b>W/L</b>	<b>SCORE</b>
09/13*	at Texans	S	W	27-20
09/17*	BRONCOS	S	L	24-31
09/28*	at Packers	NOT ACTIVE	L	28-38
10/04*	at Bengals	NOT ACTIVE	L	21-36
10/11*	BEARS	NOT ACTIVE	L	17-18
10/18*	at Vikings	NOT ACTIVE	L	10-16
10/25*	STEELERS	NOT ACTIVE	W	23-13
11/01*	LIONS	S	W	45-10
11/15*	at Broncos	S	W	29-13
11/22*	at Chargers	S	W	33-3
11/29*	BILLS	S	W	30-22
12/06*	at Raiders	S	W	34-20
12/13*	CHARGERS	S	W	10-3
12/20*	at Ravens	S	W	34-14
12/27*	BROWNS	S	W	17-13
<b>2015 TOTALS</b>		<b>10-10</b>	<b>10-5</b>	

76	Laurent Duvernay-Tardif	G	6-5	321	24	2	McGill	D6b-14
----	-------------------------	---	-----	-----	----	---	--------	--------

**LAURENT DUVERNAY-TARDIF'S NFL REGULAR SEASON STATISTICS**

<b>SEASON</b>	<b>TEAM</b>	<b>GP</b>	<b>GS</b>
2014	Chiefs	0	0

2015*	Chiefs	15	12
<b>NFL TOTALS</b>		<b>15</b>	<b>12</b>

#### 2015 GAME-BY-GAME REGULAR SEASON STATISTICS (KANSAS CITY CHIEFS)

SEASON	OPPONENT	P/S	W/L	SCORE
09/13*	at Texans	S	W	27-20
09/17*	BRONCOS	S	L	24-31
09/28*	at Packers	S	L	28-38
10/04*	at Bengals	P	L	21-36
10/11*	BEARS	P	L	17-18
10/18*	at Vikings	P	L	10-16
10/25*	STEELERS	S	W	23-13
11/01*	LIONS	S	W	45-10
11/15*	at Broncos	S	W	29-13
11/22*	at Chargers	S	W	33-3
11/29*	BILLS	S	W	30-22
12/06*	at Raiders	S	W	34-20
12/13*	CHARGERS	S	W	10-3
12/20*	at Ravens	S	W	34-14
12/27*	BROWNS	S	W	17-13
<b>2015 TOTALS</b>		<b>15-12</b>	<b>10-5</b>	

79	Donald Stephenson	OL	6-6	312	27	4	Oklahoma	D3-12
----	-------------------	----	-----	-----	----	---	----------	-------

#### DONALD STEPHENSON'S NFL REGULAR SEASON STATISTICS

SEASON	TEAM	GP	GS
--------	------	----	----

2012	Chiefs	16	7
2013	Chiefs	16	7
2014	Chiefs	12	0
2015*	Chiefs	15	6
<b>NFL TOTALS</b>		<b>59</b>	<b>20</b>

**2015 GAME-BY-GAME REGULAR SEASON STATISTICS (KANSAS CITY CHIEFS)**

<b>SEASON</b>	<b>OPPONENT</b>	<b>P/S</b>	<b>W/L</b>	<b>SCORE</b>
09/13*	at Texans	S	W	27-20
09/17*	BRONCOS	S	L	24-31
09/28*	at Packers	S	L	28-38
10/04*	at Bengals	S	L	21-36
10/11*	BEARS	S	L	17-18
10/18*	at Vikings	S	L	10-16
10/25*	STEELERS	P	W	23-13
11/01*	LIONS	P	W	45-10
11/15*	at Broncos	P	W	29-13
11/22*	at Chargers	P	W	33-3
11/29*	BILLS	P	W	30-22
12/06*	at Raiders	P	W	34-20
12/13*	CHARGERS	P	W	10-3
12/20*	at Ravens	P	W	34-14
12/27*	BROWNS	P	W	17-13
<b>2015 TOTALS</b>		<b>15-6</b>	<b>10-5</b>	



81	Jason Avant	WR	6-0	210	32	10	Michigan	UFA-15
----	-------------	----	-----	-----	----	----	----------	--------

#### JASON AVANT'S NFL REGULAR SEASON RUSHING STATISTICS

SEASON	TEAM	GP	GS	RUSHING					RECEIVING				
				NO.	YDS.	AVG.	LG	TD	NO.	YDS	AVG	LG	TD
2006	Eagles	8	3	0	0	0.0	0	0	7	68	9.7	18	1
2007	Eagles	15	5	1	1	1.0	1	0	23	267	11.6	31	2
2008	Eagles	15	6	0	0	0.0	0	0	32	377	11.8	31	2
2009	Eagles	16	9	0	0	0.0	0	0	41	587	14.3	58	3
2010	Eagles	16	3	0	0	0.0	0	0	51	573	11.2	34	1
2011	Eagles	16	7	0	0	0.0	0	0	52	679	13.1	35	1
2012	Eagles	14	6	0	0	0.0	0	0	53	648	12.2	39	0
2013	Eagles	16	13	0	0	0.0	0	0	38	447	11.8	31	2
2014	Panthers	11	0	1	1	1.0	1	0	21	201	9.6	22	1
<i>Went from <b>Panthers</b> to <b>Chiefs</b>.</i>													
2014	Chiefs	5	0	0	0	0.0	0	0	13	152	11.7	41	0
2015*	Chiefs	15	1	0	0	0.0	0	0	13	104	8.0	20	0
<b>NFL TOTALS</b>		<b>147</b>	<b>53</b>	<b>2</b>	<b>2</b>	<b>1.0</b>	<b>1</b>	<b>0</b>	<b>344</b>	<b>4,103</b>	<b>11.9</b>	<b>58</b>	<b>13</b>

#### 2015 GAME-BY-GAME REGULAR SEASON STATISTICS (KANSAS CITY CHIEFS)

SEASON	OPPONENT	P/S	RECEIVING				RUSHING				W/L	SCORE
			NO	YDS	LG	TD	ATT	YDS	LG	TD		
09/13*	at Texans	P	0	0	0	0	0	0	0	0	W	27-20
09/17*	BRONCOS	P	0	0	0	0	0	0	0	0	L	24-31
09/28*	at Packers	P	2	8	5	0	0	0	0	0	L	28-38

10/04*	at Bengals	P	4	43	13	0	0	0	0	0	L	21-36
10/11*	BEARS	P	0	0	0	0	0	0	0	0	L	17-18
10/18*	at Vikings	P	1	4	4	0	0	0	0	0	L	10-16
10/25*	STEELERS	P	2	11	6	0	0	0	0	0	W	23-13
11/01*	LIONS	P	0	0	0	0	0	0	0	0	W	45-10
11/15*	at Broncos	P	0	0	0	0	0	0	0	0	W	29-13
11/22*	at Chargers	P	2	26	20	0	0	0	0	0	W	33-3
11/29*	BILLS	P	0	0	0	0	0	0	0	0	W	30-22
12/06*	at Raiders	P	0	0	0	0	0	0	0	0	W	34-20
12/13*	CHARGERS	P	0	0	0	0	0	0	0	0	W	10-3
12/20*	at Ravens	S	2	12	6	0	0	0	0	0	W	34-14
12/27*	BROWNS	P	0	0	0	0	0	0	0	0	W	17-13
2015 TOTALS		15-1	13	104	20	0	0	0	0	0	10-5	

## BRIAN PARKER'S NFL REGULAR SEASON RUSHING STATISTICS

## 2015 GAME-BY-GAME REGULAR SEASON STATISTICS (KANSAS CITY CHIEFS)

09/17*	BRONCOS	NOT ACTIVE										L	24-31
09/28*	at Packers	NOT ACTIVE										L	28-38
10/04*	at Bengals	NOT ACTIVE										L	21-36
10/11*	BEARS	NOT ACTIVE										L	17-18
10/18*	at Vikings	NOT ACTIVE										L	10-16
10/25*	STEELERS	NOT ACTIVE										W	23-13
11/01*	LIONS	P	0	0	0	0	0	0	0	0	0	W	45-10
11/15*	at Broncos	P	1	6	6	0	0	0	0	0	0	W	29-13
11/22*	at Chargers	P	0	0	0	0	0	0	0	0	0	W	33-3
11/29*	BILLS	P	0	0	0	0	0	0	0	0	0	W	30-22
12/06*	at Raiders	P	0	0	0	0	0	0	0	0	0	W	34-20
12/13*	CHARGERS	P	0	0	0	0	0	0	0	0	0	W	10-3
12/20*	at Ravens	P	0	0	0	0	0	0	0	0	0	W	34-14
12/27*	BROWNS	P	0	0	0	0	0	0	0	0	0	W	17-13
<b>2015 TOTALS</b>			<b>8-0</b>	<b>1</b>	<b>6</b>	<b>6</b>	<b>0</b>	<b>0</b>	<b>0</b>	<b>0</b>	<b>0</b>	<b>10-5</b>	

84	Demetrius Harris	TE	6-7	230	24	2	UW-Milwaukee	FA-14
----	------------------	----	-----	-----	----	---	--------------	-------

#### DEMETRIUS HARRIS' NFL REGULAR SEASON RUSHING STATISTICS

SEASON	TEAM	GP	GS	RUSHING					RECEIVING				
				NO.	YDS.	AVG.	LG	TD	NO.	YDS	AVG	LG	TD
2014	Chiefs	8	3	0	0	0.0	0	0	3	20	6.7	10	0
2015*	Chiefs	15	9	0	0	0.0	0	0	6	59	9.8	25	0
<b>NFL TOTALS</b>		<b>23</b>	<b>12</b>	<b>0</b>	<b>0</b>	<b>0.0</b>	<b>0</b>	<b>0</b>	<b>9</b>	<b>79</b>	<b>8.8</b>	<b>25</b>	<b>0</b>

#### 2015 GAME-BY-GAME REGULAR SEASON STATISTICS (KANSAS CITY CHIEFS)

SEASON	OPPONENT	P/S	RECEIVING				RUSHING				W/L	SCORE
			NO	YDS	LG	TD	ATT	YDS	LG	TD		
09/13*	at Texans	P	0	0	0	0	0	0	0	0	W	27-20
09/17*	BRONCOS	S	0	0	0	0	0	0	0	0	L	24-31
09/28*	at Packers	S	0	0	0	0	0	0	0	0	L	28-38
10/04*	at Bengals	S	0	0	0	0	0	0	0	0	L	21-36
10/11*	BEARS	P	0	0	0	0	0	0	0	0	L	17-18
10/18*	at Vikings	S	2	15	9	0	0	0	0	0	L	10-16
10/25*	STEELERS	P	0	0	0	0	0	0	0	0	W	23-13
11/01*	LIONS	S	0	0	0	0	0	0	0	0	W	45-10
11/15*	at Broncos	S	0	0	0	0	0	0	0	0	W	29-13
11/22*	at Chargers	S	2	26	25	0	0	0	0	0	W	33-3
11/29*	BILLS	S	0	0	0	0	0	0	0	0	W	30-22
12/06*	at Raiders	S	0	0	0	0	0	0	0	0	W	34-20
12/13*	CHARGERS	P	2	18	12	0	0	0	0	0	W	10-3
12/20*	at Ravens	P	0	0	0	0	0	0	0	0	W	34-14
12/27*	BROWNS	P	0	0	0	0	0	0	0	0	W	17-13
<b>2015 TOTALS</b>		<b>15-9</b>	<b>6</b>	<b>59</b>	<b>25</b>	<b>0</b>	<b>0</b>	<b>0</b>	<b>0</b>	<b>0</b>	<b>10-5</b>	

85	Frankie Hammond	WR	6-1	184	25	2	Florida	FA-15
----	-----------------	----	-----	-----	----	---	---------	-------

#### FRANKIE HAMMOND'S NFL REGULAR SEASON RUSHING STATISTICS

SEASON	TEAM	GP	GS	RUSHING					RECEIVING				
				NO.	YDS.	AVG.	LG	TD	NO.	YDS	AVG	LG	TD
2014	Chiefs	16	3	0	0	0.0	0	0	4	45	11.3	22	0
2015*	Chiefs	8	0	0	0	0.0	0	0	0	0	0.0	0	0



12/27*	BROWNS	P	0	0	0	0	0	0	0	0	0	W	17-13
<b>2015 TOTALS</b>			<b>8-0</b>	<b>0</b>	<b>0</b>	<b>0</b>	<b>0</b>	<b>0</b>	<b>0</b>	<b>0</b>	<b>0</b>	<b>10-5</b>	

87	Travis Kelce	TE	6-5	260	26	3	Cincinnati	D3a-13
----	--------------	----	-----	-----	----	---	------------	--------

#### TRAVIS KELCE'S NFL REGULAR SEASON RUSHING STATISTICS

SEASON	TEAM	GP	GS	RUSHING					RECEIVING				
				NO.	YDS.	AVG.	LG	TD	NO.	YDS	AVG	LG	TD
2013	Chiefs	1	0	0	0	0.0	0	0	0	0	0.0	0	0
2014	Chiefs	16	11	0	0	0.0	0	0	67	862	12.9	34	5
2015*	Chiefs	15	15	0	0	0.0	0	0	71	865	12.2	42t	5
<b>NFL TOTALS</b>		<b>32</b>	<b>26</b>	<b>0</b>	<b>0</b>	<b>0.0</b>	<b>0</b>	<b>0</b>	<b>138</b>	<b>1,727</b>	<b>12.5</b>	<b>42t</b>	<b>10</b>

#### 2015 GAME-BY-GAME REGULAR SEASON STATISTICS (KANSAS CITY CHIEFS)

SEASON	OPPONENT	P/S	RECEIVING				RUSHING				W/L	SCORE
			NO	YDS	LG	TD	ATT	YDS	LG	TD		
09/13*	at Texans	S	6	106	42t	2	0	0	0	0	W	27-20
09/17*	BRONCOS	S	4	58	29	0	0	0	0	0	L	24-31
09/28*	at Packers	S	6	80	38	0	0	0	0	0	L	28-38
10/04*	at Bengals	S	5	49	14	0	0	0	0	0	L	21-36
10/11*	BEARS	S	3	35	16	0	0	0	0	0	L	17-18
10/18*	at Vikings	S	5	88	37	0	0	0	0	0	L	10-16
10/25*	STEELERS	S	5	73	26	0	0	0	0	0	W	23-13
11/01*	LIONS	S	6	49	18	1	0	0	0	0	W	45-10
11/15*	at Broncos	S	5	36	9	0	0	0	0	0	W	29-13
11/22*	at Chargers	S	5	46	16	0	0	0	0	0	W	33-3



11/29*	BILLS	S	4	69	38	1	0	0	0	0	W	30-22
12/06*	at Raiders	S	2	42	26	0	0	0	0	0	W	34-20
12/13*	CHARGERS	S	3	18	11	0	0	0	0	0	W	10-3
12/20*	at Ravens	S	6	73	29	0	0	0	0	0	W	34-14
12/27*	BROWNS	S	6	43	13t	1	0	0	0	0	W	17-13
<b>2015 TOTALS</b>		<b>15-15</b>	<b>71</b>	<b>865</b>	<b>42t</b>	<b>5</b>	<b>0</b>	<b>0</b>	<b>0</b>	<b>0</b>	<b>10-5</b>	

90	Josh Mauga	LB	6-1	245	28	6	Nevada	FA-14
----	------------	----	-----	-----	----	---	--------	-------

#### JOSH MAUGA'S NFL REGULAR SEASON STATISTICS

		TACKLES										INTERCEPTIONS					O. FUMB			ST		MISC	
SEASON	TEAM	GP	GS	TK	S	A	TFL	YDS	SK	YDS	QBH	NO	YDS	LG	TD	PD	FF	FR	YDS	S	A	S	A
2010	Jets	8	0	14	1	1	1	0	0.0	0.0	1	0	0	0	0	0	0	0	0	11	1	0	0
2011	Jets	16	1	25	9	7	1	0	0.0	0.0	0	1	11	11	0	1	0	0	0	8	1	0	0
2012	Jets	5	0	5	2	1	0	0	0.0	0.0	0	0	0	0	0	0	0	0	0	2	0	0	0
2014	Chiefs	16	16	103	82	21	4	14	0.5	3.5	6	0	0	0	0	3	0	0	0	0	0	0	0
2015*	Chiefs	13	13	55	44	11	4	14	1.0	9.0	1	2	70	66	0	3	0	0	0	1	0	0	0
<b>NFL TOTALS</b>		<b>58</b>	<b>30</b>	<b>179</b>	<b>138</b>	<b>41</b>	<b>10.0</b>	<b>28.0</b>	<b>1.5</b>	<b>12.5</b>	<b>8</b>	<b>3</b>	<b>81</b>	<b>66</b>	<b>0</b>	<b>7</b>	<b>0</b>	<b>0</b>	<b>0</b>	<b>22</b>	<b>2.0</b>	<b>0</b>	<b>0.0</b>

#### 2015 GAME-BY-GAME REGULAR SEASON STATISTICS (KANSAS CITY CHIEFS)

		TACKLES							INTERCEPTIONS						O. FUMB			ST		MISC		
OPPONENT	P/S	TK	S	A	SK	YDS	TFL	YDS	QBH	NO	YDS	LG	TD	PD	FF	FR	YDS	S	A	S	A	W/L
09/13* at Texans	S	5	2	3	0.0	0.0	0.0	0.0	0	0	0.0	0	0	0	0	0	0.0	0	0	0	0	W
09/17* BRONCOS	S	3	3	0	0.0	0.0	1.0	3.0	0	0	0.0	0	0	0	0	0	0.0	0	0	0	0	L
09/28* at Packers	S	4	3	1	0.0	0.0	0.0	0.0	0	0	0.0	0	0	1	0	0	0.0	1	0	0	0	L
10/04* at Bengals	S	1	1	0	0.0	0.0	0.0	0.0	0	0	0.0	0	0	0	0	0	0.0	0	0	0	0	L

10/11*	BEARS	NOT ACTIVE																				L	
10/18*	at Vikings	NOT ACTIVE																				L	
10/25*	STEELERS	S	3	2	1	0.0	0.0	0.0	0.0	0	0	0.0	0	0	0	0	0	0.0	0	0	0	0	W
11/01*	LIONS	S	1	1	0	0.0	0.0	0.0	0.0	0	0	0.0	0	0	0	0	0	0.0	0	0	0	0	W
11/15*	at Broncos	S	2	2	0	0.0	0.0	0.0	0.0	0	1	4.0	4	0	1	0	0	0.0	0	0	0	0	W
11/22*	at Chargers	S	7	6	1	1.0	9.0	1.0	9.0	1	0	0.0	0	0	0	0	0	0.0	0	0	0	0	W
11/29*	BILLS	S	9	9	0	0.0	0.0	1.0	1.0	0	0	0.0	0	0	0	0	0	0.0	0	0	0	0	W
12/06*	at Raiders	S	3	3	0	0.0	0.0	0.0	0.0	0	1	66.0	66	0	1	0	0	0.0	0	0	0	0	W
12/13*	CHARGERS	S	2	1	1	0.0	0.0	1.0	1.0	0	0	0.0	0	0	0	0	0	0.0	0	0	0	0	W
12/20*	at Ravens	S	8	4	4	0.0	0.0	0.0	0.0	0	0	0.0	0	0	0	0	0	0.0	0	0	0	0	W
12/27*	BROWNS	S	7	7	0	0.0	0.0	0.0	0.0	0	0	0.0	0	0	0	0	0	0.0	0	0	0	0	W
2015 TOTALS		13-13	55	44	11	1	9.0	4.0	14.0	1.0	2	70.0	66	0	3	0	0	0.0	1	0	0	0	10-5

91	Tamba Hali	LB	6-3	275	32	10	Penn State	D1-06
----	------------	----	-----	-----	----	----	------------	-------

#### TAMBA HALI'S NFL REGULAR SEASON STATISTICS

		TACKLES										INTERCEPTIONS					O. FUMB			ST		MISC	
SEASON	TEAM	GP	GS	TK	S	A	TFL	YDS	SK	YDS	QBH	NO	YDS	LG	TD	PD	FF	FR	YDS	S	A	S	A
2006	Chiefs	16	16	65	55	10	0	0	8.0	48.0	7	1	-9	0	0	4	5	1	0	0	0	0	0
2007	Chiefs	16	16	60	52	8	0	0	7.5	50.0	11	0	0	0	0	2	2	0	0	0	0	0	0
2008	Chiefs	15	15	55	44	11	5	0	3.0	23.0	6	0	0	0	0	2	3	1	0	0	0	0	0
2009	Chiefs	16	16	66	35	31	9	0	8.5	45.5	11	0	0	0	0	1	4	0	0	0	0	0	0
2010	Chiefs	16	16	50	31	19	12	0	14.5	91.5	26	0	0	0	0	3	4	2	2	0	0	0	0
2011	Chiefs	16	16	83	68	15	12	0	12.0	80.0	27	0	0	0	0	0	4	0	0	0	0	0	0
2012	Chiefs	15	15	51	43	8	13	1	9.0	57.0	16	0	0	0	0	2	1	0	0	0	0	0	0
2013	Chiefs	15	15	46	39	7	12	90	11.0	78.5	15	1	10	10t	1	1	4	2	11	0	0	0	0

2014	Chiefs	16	16	59	47	12	7	29	6.0	40.0	11	0	0	0	0	0	3	1	0	0	0	0	0
2015*	Chiefs	14	14	47	38	9	11	55	6.5	53.0	18	0	0	0	0	1	2	0	0	0	0	0	0
NFL TOTALS		155	155	582	466	116	81.0	175.0	86.0	566.5	149	2	1	10	1	16	32	7	13	0	0.0	0	0.0

2015 GAME-BY-GAME REGULAR SEASON STATISTICS (KANSAS CITY CHIEFS)

			TACKLES							INTERCEPTIONS							O. FUMB			ST		MISC		
OPPONENT			P/S	TK	S	A	SK	YDS	TFL	YDS	QBH	NO	YDS	LG	TD	PD	FF	FR	YDS	S	A	S	A	W/L
09/13*	at Texans	S	3	2	1	0.0	0.0	0.0	0.0	0	0	0.0	0	0	0	0	0	0	0.0	0	0	0	0	W
09/17*	BRONCOS	S	1	1	0	0.0	0.0	0.0	0.0	2	0	0.0	0	0	0	0	0	0	0.0	0	0	0	0	L
09/28*	at Packers	S	3	3	0	1.0	8.0	1.0	8.0	2	0	0.0	0	0	0	0	0	0	0.0	0	0	0	0	L
10/04*	at Bengals	S	1	0	1	0.0	0.0	0.0	0.0	0	0	0.0	0	0	0	0	0	0	0.0	0	0	0	0	L
10/11*	BEARS	S	2	2	0	0.0	0.0	0.0	0.0	0	0	0.0	0	0	0	0	0	0	0.0	0	0	0	0	L
10/18*	at Vikings	S	5	4	1	0.0	0.0	1.0	5.0	0	0	0.0	0	0	0	0	0	0	0.0	0	0	0	0	L
10/25*	STEELERS	S	5	4	1	2.0	17.0	1.0	8.0	2	0	0.0	0	0	0	1	0	0	0.0	0	0	0	0	W
11/01*	LIONS	S	2	0	2	0.5	3.0	0.0	0.0	2	0	0.0	0	0	0	0	0	0	0.0	0	0	0	0	W
11/15*	at Broncos	S	4	4	0	0.0	0.0	1.0	3.0	1	0	0.0	0	0	0	0	0	0	0.0	0	0	0	0	W
11/22*	at Chargers	S	5	5	0	2.0	20.0	3.0	20.0	3	0	0.0	0	0	0	0	0	0	0.0	0	0	0	0	W
11/29*	BILLS	S	4	3	1	1.0	5.0	0.0	0.0	3	0	0.0	0	0	0	1	0	0	0.0	0	0	0	0	W
12/06*	at Raiders	S	4	3	1	0.0	0.0	2.0	8.0	1	0	0.0	0	0	0	0	0	0	0.0	0	0	0	0	W
12/13*	CHARGERS	S	6	5	1	0.0	0.0	2.0	3.0	1	0	0.0	0	0	0	0	0	0	0.0	0	0	0	0	W
12/20*	at Ravens	S	3	3	0	0.0	0.0	0.0	0.0	1	0	0.0	0	0	1	0	0	0	0.0	0	0	0	0	W
12/27*	BROWNS	NOT ACTIVE																					W	
2015 TOTALS			14-14	47	38	9	6.5	53.0	11.0	55.0	18.0	0	0.0	0	0	1	2	0	0.0	0	0	0	0	10-5

92	Dontari Poe	DT	6-3	346	25	4	Memphis	D1-12
----	-------------	----	-----	-----	----	---	---------	-------

DONTARI POE'S NFL REGULAR SEASON STATISTICS

		TACKLES								INTERCEPTIONS						O. FUMB			ST		MISC		
SEASON	TEAM	GP	GS	TK	S	A	TFL	YDS	SK	YDS	QBH	NO	YDS	LG	TD	PD	FF	FR	YDS	S	A	S	A
2012	Chiefs	16	16	38	28	10	3	0	0.0	0.0	3	0	0	0	0	4	0	0	0	0	0	0	0
2013	Chiefs	15	15	51	43	8	5	29	4.5	30.5	7	0	0	0	0	4	0	0	0	0	0	0	0
2014	Chiefs	16	16	45	37	8	4	25	6.0	30.5	8	0	0	0	0	1	0	0	0	0	0	0	0
2015*	Chiefs	14	12	38	28	10	3	3	1.0	2.0	3	0	0	0	0	0	1	1	0	0	0	0	0
NFL TOTALS		61	59	172	136	36	15.0	57.0	11.5	63.0	21	0	0	0	0	9	1	1	0	0	0.0	0	0.0

2015 GAME-BY-GAME REGULAR SEASON STATISTICS (KANSAS CITY CHIEFS)

		TACKLES								INTERCEPTIONS						O. FUMB			ST		MISC		
OPPONENT		P/S	TK	S	A	SK	YDS	TFL	YDS	QBH	NO	YDS	LG	TD	PD	FF	FR	YDS	S	A	S	A	W/L
09/13*	at Texans	P	2	1	1	0.0	0.0	0.0	0.0	0	0	0.0	0	0	0	0	0	0.0	0	0	0	0	W
09/17*	BRONCOS	P	0	0	0	0.0	0.0	0.0	0.0	0	0	0.0	0	0	0	0	0	0.0	0	0	0	0	L
09/28*	at Packers	S	3	3	0	0.0	0.0	0.0	0.0	0	0	0.0	0	0	0	0	0	0.0	0	0	0	0	L
10/04*	at Bengals	S	4	2	2	0.0	0.0	1.0	1.0	0	0	0.0	0	0	0	0	0	0.0	0	0	0	0	L
10/11*	BEARS	S	4	2	2	0.0	0.0	0.0	0.0	0	0	0.0	0	0	0	0	0	0.0	0	0	0	0	L
10/18*	at Vikings	NOT ACTIVE																				L	
10/25*	STEELERS	S	2	1	1	0.0	0.0	0.0	0.0	0	0	0.0	0	0	0	0	0	0.0	0	0	0	0	W
11/01*	LIONS	S	3	3	0	1.0	2.0	1.0	2.0	1	0	0.0	0	0	0	0	0	0.0	0	0	0	0	W
11/15*	at Broncos	S	2	1	1	0.0	0.0	0.0	0.0	0	0	0.0	0	0	0	0	0	0.0	0	0	0	0	W
11/22*	at Chargers	S	4	3	1	0.0	0.0	1.0	0.0	0	0	0.0	0	0	0	0	0	0.0	0	0	0	0	W
11/29*	BILLS	S	2	2	0	0.0	0.0	0.0	0.0	0	0	0.0	0	0	0	1	1	0.0	0	0	0	0	W
12/06*	at Raiders	S	2	2	0	0.0	0.0	0.0	0.0	0	0	0.0	0	0	0	0	0	0.0	0	0	0	0	W
12/13*	CHARGERS	S	2	2	0	0.0	0.0	0.0	0.0	2	0	0.0	0	0	1	0	0	0.0	0	0	0	0	W
12/20*	at Ravens	S	2	1	1	0.0	0.0	0.0	0.0	0	0	0.0	0	0	0	0	0	0.0	0	0	0	0	W
12/27*	BROWNS	S	6	5	1	0.0	0.0	0.0	0.0	0	0	0.0	0	0	0	0	0	0.0	0	0	0	0	W

2015 TOTALS      14-12 38    28    10    1      2.0   3.0   3.0   3.0   0      0.0   0    0    0    1    1    0.0    0    0    0    0    10-5

93	David King	DT	6-4	281	25	1	Oklahoma	W (SEA)-15
----	------------	----	-----	-----	----	---	----------	------------

DAVID KING'S NFL REGULAR SEASON STATISTICS

		TACKLES								INTERCEPTIONS						O. FUMB			ST		MISC		
SEASON	TEAM	GP	GS	TK	S	A	TFL	YDS	SK	YDS	QBH	NO	YDS	LG	TD	PD	FF	FR	YDS	S	A	S	A
2014	Seahawks	3	0	1	1	0	1	6	1.0	6.0	2	0	0	0	0	0	0	0	0	0	0	0	0
2015*	Seahawks	4	0	3	1	2	0	0	0.5	4.5	1	0	0	0	0	2	0	0	0	0	0	0	0
Went from Seahawks to Chiefs.																							
2015*	Chiefs	1	0	0	0	0	0	0	0.0	0.0	0	0	0	0	0	0	0	0	0	0	0	0	0
NFL TOTALS		8	0	4	2	2	1.0	6.0	1.5	10.5	3	0	0	0	0	2	0	0	0	0	0.0	0	0.0

2015 GAME-BY-GAME REGULAR SEASON STATISTICS (KANSAS CITY CHIEFS)

		TACKLES							INTERCEPTIONS							O. FUMB			ST		MISC		
OPPONENT		P/S	TK	S	A	SK	YDS	TFL	YDS	QBH	NO	YDS	LG	TD	PD	FF	FR	YDS	S	A	S	A	W/L
09/13*	at Rams	NOT ACTIVE																					L
09/20*	at Packers	NOT ACTIVE																					L
09/27*	BEARS	NOT ACTIVE																					W
10/05*	LIONS	P	1	0	1	0.0	0.0	0.0	0.0	0	0	0.0	0	0	0	0	0	0.0	0	0	0	0	W
10/11*	at Bengals	P	0	0	0	0.0	0.0	0.0	0.0	0	0	0.0	0	0	1	0	0	0.0	0	0	0	0	L
10/18*	PANTHERS	P	0	0	0	0.0	0.0	0.0	0.0	0	0	0.0	0	0	1	0	0	0.0	0	0	0	0	L
10/22*	at 49ers	P	2	1	1	0.5	4.5	0.0	0.0	1	0	0.0	0	0	0	0	0	0.0	0	0	0	0	W
11/01*	at Cowboys	NOT ACTIVE																					W
11/15*	CARDINALS	NOT ACTIVE																					L

Went from Seattle Seahawks to Kansas City Chiefs.

11/22*	at Chargers	NOT ACTIVE																						W
11/29*	BILLS	NOT ACTIVE																						W
12/06*	at Raiders	NOT ACTIVE																						W
12/13*	CHARGERS	P	0	0	0	0.0	0.0	0.0	0.0	0	0	0.0	0	0	0	0	0	0.0	0	0	0	0	0	W
12/20*	at Ravens	NOT ACTIVE																						W
12/27*	BROWNS	NOT ACTIVE																						W
2015 TOTALS		5-0	3	1	2	0.5	4.5	0.0	0.0	1.0	0	0.0	0	0	2	0	0	0.0	0	0	0	0	0	11-5

96	Jaye Howard	DL	6-3	301	26	4	Florida	W (SEA)-13
----	-------------	----	-----	-----	----	---	---------	------------

JAYE HOWARD'S NFL REGULAR SEASON STATISTICS

		TACKLES									INTERCEPTIONS						O. FUMB			ST		MISC	
SEASON	TEAM	GP	GS	TK	S	A	TFL	YDS	SK	YDS	QBH	NO	YDS	LG	TD	PD	FF	FR	YDS	S	A	S	A
2012	Seahawks	2	0	0	0	0	0	0	0.0	0.0	0	0	0	0	0	0	0	0	0	0	0	0	0
2013	Chiefs	3	1	6	5	1	0	0	0.0	0.0	0	0	0	0	0	0	0	0	0	0	0	0	0
2014	Chiefs	16	10	36	24	12	4	5	1.0	4.0	6	0	0	0	0	1	0	0	0	0	0	0	0
2015*	Chiefs	15	12	53	33	20	8	32	4.5	26.0	8	0	0	0	0	0	1	2	-1	0	0	0	0
NFL TOTALS		36	23	95	62	33	12.0	37.0	5.5	30.0	14	0	0	0	0	1	1	2	-1	0	0.0	0	0.0

2015 GAME-BY-GAME REGULAR SEASON STATISTICS (KANSAS CITY CHIEFS)

			TACKLES						INTERCEPTIONS						O. FUMB			ST		MISC				
OPPONENT			P/S	TK	S	A	SK	YDS	TFL	YDS	QBH	NO	YDS	LG	TD	PD	FF	FR	YDS	S	A	S	A	W/L
09/13*	at Texans	S	5	2	3	1.0	8.0	1.0	8.0	1	0	0.0	0	0	0	0	0	0	0.0	0	0	0	0	W
09/17*	BRONCOS	S	7	7	0	0.0	0.0	0.0	0.0	0	0	0.0	0	0	0	0	0	0	0.0	0	0	0	0	L
09/28*	at Packers	P	8	5	3	0.0	0.0	3.0	5.0	0	0	0.0	0	0	0	0	0	0	0.0	0	0	0	0	L
10/04*	at Bengals	P	3	0	3	0.0	0.0	0.0	0.0	0	0	0.0	0	0	0	0	0	0	0.0	0	0	0	0	L

10/11*	BEARS	S	6	3	3	0.5	4.0	1.0	1.0	1	0	0.0	0	0	0	0	0	0.0	0	0	0	0	L	
10/18*	at Vikings	S	2	1	1	0.0	0.0	1.0	6.0	0	0	0.0	0	0	0	0	0	0.0	0	0	0	0	L	
10/25*	STEELERS	P	3	1	2	0.0	0.0	0.0	0.0	0	0	0.0	0	0	0	0	1	-1.0	0	0	0	0	W	
11/01*	LIONS	S	2	1	1	0.0	0.0	0.0	0.0	0	0	0.0	0	0	0	0	0	0.0	0	0	0	0	W	
11/15*	at Broncos	S	4	3	1	1.0	2.0	0.0	0.0	2	0	0.0	0	0	0	1	0	0.0	0	0	0	0	W	
11/22*	at Chargers	S	3	1	2	0.0	0.0	0.0	0.0	0	0	0.0	0	0	0	0	0	0.0	0	0	0	0	W	
11/29*	BILLS	S	2	2	0	0.0	0.0	0.0	0.0	1	0	0.0	0	0	0	0	1	0.0	0	0	0	0	W	
12/06*	at Raiders	S	1	1	0	0.0	0.0	0.0	0.0	0	0	0.0	0	0	0	0	0	0.0	0	0	0	0	W	
12/13*	CHARGERS	S	2	2	0	1.0	7.0	1.0	7.0	1	0	0.0	0	0	0	0	0	0.0	0	0	0	0	W	
12/20*	at Ravens	S	3	2	1	1.0	5.0	1.0	5.0	1	0	0.0	0	0	0	0	0	0.0	0	0	0	0	W	
12/27*	BROWNS	S	2	2	0	0.0	0.0	0.0	0.0	1	0	0.0	0	0	0	0	0	0.0	0	0	0	0	W	
2015 TOTALS			15-12	53	33	20	4.5	26.0	8.0	32.0	8.0	0	0.0	0	0	0	1	2	-1.0	0	0	0	0	10-5

97	Allen Bailey	DL	6-3	288	26	5	Miami (Fla.)	D3b-11
----	--------------	----	-----	-----	----	---	--------------	--------

ALLEN BAILEY'S NFL REGULAR SEASON STATISTICS

		TACKLES								INTERCEPTIONS						O. FUMB			ST		MISC		
SEASON	TEAM	GP	GS	TK	S	A	TFL	YDS	SK	YDS	QBH	NO	YDS	LG	TD	PD	FF	FR	YDS	S	A	S	A
2011	Chiefs	16	0	10	8	2	4	0	1.0	9.0	3	0	0	0	0	2	0	1	0	0	0	0	0
2012	Chiefs	10	1	5	3	2	0	0	0.0	0.0	0	0	0	0	0	0	0	1	1	0	0	0	0
2013	Chiefs	15	3	30	25	5	1	8	1.0	8.0	2	0	0	0	0	2	0	0	0	0	0	0	0
2014	Chiefs	14	14	41	27	14	10	38	5.0	32.0	8	0	0	0	0	2	0	0	0	0	0	0	0
2015*	Chiefs	11	11	36	24	12	6	20	4.5	22.0	8	0	0	0	0	0	2	1	0	0	0	0	0
NFL TOTALS		66	29	122	87	35	21.0	66.0	11.5	71.0	21	0	0	0	0	6	2	3	1	0	0.0	0	0.0

2015 GAME-BY-GAME REGULAR SEASON STATISTICS (KANSAS CITY CHIEFS)





NFL TOTALS            15   0   9   5   4   0.0   0.0   0.0   0.0   0   0   0   0   0   0   0   0   0   0   0   0.0   0   0.0

2015 GAME-BY-GAME REGULAR SEASON STATISTICS (KANSAS CITY CHIEFS)

		TACKLES							INTERCEPTIONS							O. FUMB			ST		MISC		
OPPONENT		P/S	TK	S	A	SK	YDS	TFL	YDS	QBH	NO	YDS	LG	TD	PD	FF	FR	YDS	S	A	S	A	W/L
09/13*	at Texans	P	0	0	0	0.0	0.0	0.0	0.0	0	0	0.0	0	0	0	0	0	0.0	0	0	0	0	W
09/17*	BRONCOS	P	1	1	0	0.0	0.0	0.0	0.0	0	0	0.0	0	0	0	0	0	0.0	0	0	0	0	L
09/28*	at Packers	DID NOT PLAY																				L	
10/04*	at Bengals	P	2	1	1	0.0	0.0	0.0	0.0	0	0	0.0	0	0	0	0	0	0.0	0	0	0	0	L
10/11*	BEARS	P	1	0	1	0.0	0.0	0.0	0.0	0	0	0.0	0	0	0	0	0	0.0	0	0	0	0	L
10/18*	at Vikings	P	3	2	1	0.0	0.0	0.0	0.0	0	0	0.0	0	0	0	0	0	0.0	0	0	0	0	L
10/25*	STEELERS	P	0	0	0	0.0	0.0	0.0	0.0	0	0	0.0	0	0	0	0	0	0.0	0	0	0	0	W
11/01*	LIONS	P	0	0	0	0.0	0.0	0.0	0.0	0	0	0.0	0	0	0	0	0	0.0	0	0	0	0	W
11/15*	at Broncos	P	0	0	0	0.0	0.0	0.0	0.0	0	0	0.0	0	0	0	0	0	0.0	0	0	0	0	W
11/22*	at Chargers	P	0	0	0	0.0	0.0	0.0	0.0	0	0	0.0	0	0	0	0	0	0.0	0	0	0	0	W
11/29*	BILLS	P	0	0	0	0.0	0.0	0.0	0.0	0	0	0.0	0	0	0	0	0	0.0	0	0	0	0	W
12/06*	at Raiders	P	0	0	0	0.0	0.0	0.0	0.0	0	0	0.0	0	0	0	0	0	0.0	0	0	0	0	W
12/13*	CHARGERS	P	0	0	0	0.0	0.0	0.0	0.0	0	0	0.0	0	0	0	0	0	0.0	0	0	0	0	W
12/20*	at Ravens	P	2	1	1	0.0	0.0	0.0	0.0	0	0	0.0	0	0	0	0	0	0.0	0	0	0	0	W
12/27*	BROWNS	DID NOT PLAY																				W	
2015 TOTALS		13-0	9	5	4	0	0.0	0.0	0.0	0.0	0	0.0	0	0	0	0	0	0.0	0	0	0	0	10-5

99	Rakeem Nunez-Roches	DL	6-2	307	22	R	Southern Miss	D6-15
----	---------------------	----	-----	-----	----	---	---------------	-------

RAKEEM NUNEZ-ROCHES'S NFL REGULAR SEASON STATISTICS

TACKLES						INTERCEPTIONS				O. FUMB		ST		MISC	
---------	--	--	--	--	--	---------------	--	--	--	---------	--	----	--	------	--

SEASON TEAM	GP	GS	TK	S	A	TFL	YDS	SK	YDS	QBH	NO	YDS	LG	TD	PD	FF	FR	YDS	S	A	S	A
2015* Chiefs	7	0	4	4	0	0	0	0.0	0.0	0	0	0	0	0	0	0	0	0	0	0	0	0
NFL TOTALS	7	0	4	4	0	0.0	0.0	0.0	0.0	0	0	0	0	0	0	0	0	0	0	0.0	0	0.0

2015 GAME-BY-GAME REGULAR SEASON STATISTICS (KANSAS CITY CHIEFS)

		TACKLES							INTERCEPTIONS							O. FUMB			ST		MISC		
OPPONENT		P/S	TK	S	A	SK	YDS	TFL	YDS	QBH	NO	YDS	LG	TD	PD	FF	FR	YDS	S	A	S	A	W/L
09/13*	at Texans	NOT ACTIVE																					W
09/17*	BRONCOS	NOT ACTIVE																					L
09/28*	at Packers	NOT ACTIVE																					L
10/04*	at Bengals	NOT ACTIVE																					L
10/11*	BEARS	NOT ACTIVE																					L
10/18*	at Vikings	P	1	1	0	0.0	0.0	0.0	0.0	0	0	0.0	0	0	0	0	0	0.0	0	0	0	0	L
10/25*	STEELERS	P	0	0	0	0.0	0.0	0.0	0.0	0	0	0.0	0	0	0	0	0	0.0	0	0	0	0	W
11/01*	LIONS	P	2	2	0	0.0	0.0	0.0	0.0	0	0	0.0	0	0	0	0	0	0.0	0	0	0	0	W
11/15*	at Broncos	P	0	0	0	0.0	0.0	0.0	0.0	0	0	0.0	0	0	0	0	0	0.0	0	0	0	0	W
11/22*	at Chargers	P	1	1	0	0.0	0.0	0.0	0.0	0	0	0.0	0	0	0	0	0	0.0	0	0	0	0	W
11/29*	BILLS	P	0	0	0	0.0	0.0	0.0	0.0	0	0	0.0	0	0	0	0	0	0.0	0	0	0	0	W
12/06*	at Raiders	P	0	0	0	0.0	0.0	0.0	0.0	0	0	0.0	0	0	0	0	0	0.0	0	0	0	0	W
12/13*	CHARGERS	NOT ACTIVE																					W
12/20*	at Ravens	NOT ACTIVE																					W
12/27*	BROWNS	NOT ACTIVE																					W
2015 TOTALS		7-0	4	4	0	0	0.0	0.0	0.0	0.0	0	0.0	0	0	0	0	0	0.0	0	0	0	0	10-5

A red-tinted photograph of the Kansas City skyline and Arrowhead Stadium. The skyline is visible in the background, and the stadium is in the foreground. The stadium's large oval sign with the Chiefs logo is prominent. The text "KANSAS CITY" is in yellow, and "CHIEFS" is in large white letters with a red outline.

**KANSAS CITY**

# **CHIEFS**

*Feature Clippings*

**THIS IS CHIEFS KINGDOM**

# **EXECUTIVES / COACHES**

	<b><u>PAGE</u></b>
1. Chiefs may never have come to be without <b>Jack Steadman</b> (Kansas City Star)	1
2. Entering year three, Chiefs coach <b>Andy Reid</b> has his quarterbacks' trust (Kansas City Star)	5
3. 'I'm a lucky guy': <b>Len Dawson</b> , 50 years into a second career as a broadcaster (Kansas City Star)	8

# **PLAYERS**

1. Timing was right for <b>Justin Houston's</b> new contract with Chiefs (Kansas City Star)	12
2. <b>Travis Kelce</b> chasing Tony Gonzalez by studying his game (ESPN)	15
3. Instincts, passion help Chiefs' <b>Marcus Peters</b> make immediate impact (Kansas City Star)	17
4. Chiefs' <b>Jaye Howard</b> is standing out in contract year (Kansas City Star)	21
5. Chiefs' running back <b>Charcandrick West</b> has overcome plenty on his path to the NFL (Kansas City Star)	24
6. The long journey of <b>Justin Houston</b> , one of the NFL's great mysteries (Sports Illustrated)	29
7. Emmitt Thomas predicts greatness for Chiefs rookie CB <b>Marcus Peters</b> (Topeka Capital-Journal)	35
8. Chiefs' <b>Laurent Duvernay-Tardif</b> juggles med school, life in NFL (Associated Press)	38
9. Receiver <b>Jeremy Maclin</b> brings feisty, edgy attitude to Chiefs (Kansas City Star)	41
10. With the support of Chiefs' 'family,' <b>Eric Berry</b> back to being himself (Kansas City Star)	46
11. Defensive back <b>Ron Parker</b> is Chiefs' 'ultimate team guy' (Kansas City Star)	52
12. Rookie C <b>Mitch Morse</b> Has Been the Rock For an Ever-Changing Chiefs OL (Chiefs.com)	54
13. Chiefs' <b>Dustin Colquitt</b> mastered rugby kick to become elite (Kansas City Star)	57
14. <b>Tamba Hali</b> beat odds to become one of NFL's great pass-rushers (ESPN)	61
15. Chiefs linebacker <b>Derrick Johnson</b> is playing better than ever, and here's why that's remarkable (Kansas City Star)	64
16. How <b>Alex Smith's</b> running ability has lifted the Chiefs' offense (Kansas City Star)	68
17. <b>Eric Berry's</b> cancer doctor is 'truly awed' he made the Pro Bowl (Fox Sports)	71



*(Jack Steadman)*

## **Chiefs may never have come to be without Jack Steadman**

Vahe Gregorian  
Kansas City Star  
July 5, 2015

Of all the Chiefs' memorabilia Jack Steadman kept on display in the basement of his Mission Hills home, nothing personified how enmeshed he was in the existence of the franchise here — and in establishing the team's nickname — than a full Native American headdress.

The gift for Steadman, who died Sunday at 86, was from former Kansas City mayor H. Roe Bartle, known as "Chief" for his dedicated work with the Tribe-of-Mic-O-Say honor society of the Boy Scouts of America.

Because it harkened to so much, it was among the keepsakes Steadman wanted most to speak of during a 2013 visit to his house, 50 years after Bartle and Lamar Hunt executed what proved to be a monumental deal to move the Dallas Texans of the AFL to Kansas City.

Hunt may well on his own have come to the conclusion that Kansas City was the right site for his team, which like its fledgling NFL competitor, the Dallas Cowboys, was struggling to gain traction and attendance.

But including his undercover role as "Jack X, government investigator," the move at every stage was precipitated by the work and counsel of the steadfast Steadman, who was in the throes of Alzheimer's disease and died from what the family called natural causes.

Simply put, the Chiefs may well never have come here without Steadman's voice in the process.

His diverse legacy includes a principal role in the construction of the Truman Sports Complex, innovative at the time for featuring separate stadiums for football and baseball.

As chairman of Hunt Midwest, he helped Hunt develop Worlds of Fun.

Steadman's influence also extended deeply into the community, serving as Chairman of the Heart of America United Way and president of the Chamber of Commerce of Greater Kansas City; president

of the Kansas City unit of the American Cancer Society and on the boards of directors of the Civic Council, the American Royal Association, and Starlight Theatre. In 1988, he was selected by the Chamber of Commerce as the Kansas Citian of the Year.

But all of this followed from his sway with Hunt in moving the Chiefs here.

It was Steadman, a former accountant for Hunt Oil Co. and Texans' general manager, who in 1962 wrote Hunt a memo that Hunt came to obsess over.

His words likely were the initial catalyst for the move that proved pivotal both for the franchise and the eventual AFL-NFL merger.

"I know you do not want to leave Dallas, nor do I," wrote Steadman, according to "Lamar Hunt: A Life In Sports," a biography by Michael MacCambridge. "But the Cowboys have the NFL behind them ... You are the founder of the AFL, and you need to have a successful franchise and continue as the leader for the league.

"Dallas is not big enough to support two pro football teams. ... We need to find a city that wants us and where we can build our operations without local competition."

And it was Steadman whose voice was imperative in keeping that city from being New Orleans, as Hunt seemed to be leaning towards.

In the fall of 1962 at Steadman's house in Texas, Hunt and Steadman met with insurance salesman David Dixon, who was trying to play a middle-man role in luring the Texans to New Orleans.

As Steadman recalled in 2013, Hunt didn't balk that the plan called for the then-Texans initially to play in a high school stadium and that Dixon was asking for 25 percent.

"Lamar was such a visionary ... He had an idea a minute," Steadman said.

Trouble was ...



“Lamar just never felt that anybody would take advantage of him,” he said, “and I knew differently because I had seen people get taken advantage of when (others) don’t have any money and they go after the person who has the money.”

So Steadman “piped up,” and when Dixon told him to mind his own business because the deal was between “Lamar and me,” Steadman said, “No. This is between Lamar and me and you, and we’re going to decide what to do.”

Then, Steadman said, “Roe Bartle called.”

That set in motion events that changed the landscape of Kansas City, both in terms of sporting image and the broader identity conferred by the NFL.

Some major elements of the move immediately seemed to be in place, from an appealing lease plan at Municipal Stadium to Bartle making available his \$750,000 budget for bringing new businesses to Kansas City.

But plenty remained to be navigated behind the scenes, too.

So Steadman was sent undercover for weeks to Kansas City, where he stayed at the Muehlebach Hotel and was introduced around town by Bartle as “Jack X, government investigator.”

“Even my secretary didn’t know where I was,” Steadman said, laughing.

Even after the move was negotiated and announced, another detail remained for Steadman to tend to: Hunt and coach Hank Stram wanted to call the team the Kansas City Texans.

“That was not going to work,” Steadman said. “So finally I convinced Lamar that it wasn’t going to work, and we decided to have a naming contest.”

The “Rename the Dallas Texans Contest,” co-sponsored by The Star, drew 4,866 responses and 1,020 different nicknames from 21 states.

“Mules” was the winner in terms of numbers, with 272 submissions, and “Royals” was second with 269.

There were 42 submissions of Chiefs, and the contest winner would prove to be Everett L. Diemler, who won a Chrysler Valiant by virtue of a tiebreaker.

But the contest apparently was only a smoke-screen.

“That came down to me, because I told Lamar, ‘We’ve got to name this thing after Roe Bartle,’ “ Steadman said. “We’ve got to name it ‘Chiefs.’ “

As the top executive for the Chiefs, Steadman oversaw three AFL championships and a Super Bowl victory, assisted Hunt in creating the merger and emerged as a new breed of NFL executive whose expertise in financial matters was revolutionary.

He also presided over a downturn in the franchise in the 1970s and 1980s, including a 14-year period in which the Chiefs fired five coaches and he became the object of fan dissent.

The club made the playoffs just once from 1972-1989, and Arrowhead was half-empty for most games.

“I have to be as responsible as anybody for that,” Steadman said in a 2005 interview.

In December 1988, Steadman stepped aside for Carl Peterson, moving up to Chairman of the Board but no longer was involved in the day-to-day operations of the team.

But the very fact those operations are here at all is in many ways Steadman’s enduring gift to Kansas City.

“While today we are saddened by his passing,” Chiefs chairman Clark Hunt said in a statement, “his contributions to the Chiefs, the Kansas City community and my family will never be forgotten.”

*(Andy Reid)*

## **Entering year three, Chiefs coach Andy Reid has his quarterbacks' trust**

Terez Paylor  
Kansas City Star  
August 30, 2015

The Chiefs like to joke that when it comes to the practice field, it's hard to sneak a mistake — no matter how small — past the big man in the bright red jacket.

"He doesn't miss anything," quarterback Alex Smith said of his coach, Andy Reid, with a grin. "He doesn't need the tape."

So imagine how detailed Reid must be when it comes to his quarterbacks.

Along with the offensive line, which Reid played in college, quarterback the position he is known for coaching, thanks to his history in Green Bay, where he spent time teaching Brett Favre, and Philadelphia, where he molded Donovan McNabb into a Pro Bowl quarterback.

"He has such a good feel for all of us, myself included, and kind of having a feel for what we do well, the things we like, the things that fit us," Smith said.

So while players are the ones who actually play, you do have to give Reid and his staff some credit for the preseason performances of his quarterbacks.

Smith posted his best performance of the preseason in the Chiefs' 34-10 win over the Tennessee Titans on Friday, completing 16 of 18 passes for 171 yards and two touchdowns, while backups Chase Daniel and Aaron Murray have each lit it up at different points in the past three games.

Reid's quarterbacks say their head coach, who also calls plays, does a nice job custom-fitting his offense toward what they do best.

“Coach Reid will call plays that Alex loves and knows Alex is good at,” Daniel said. “It does take time to understand, as a play caller, what your quarterback loves, and coach Reid has all of us down on what we know, what we do well.

“You might see a little naked (boots) out there with me. You might see, with Murray, a little more quick game or go routes. With Alex, you see a little of everything. He’s very timing-driven.”

And while this sounds like an obvious trait NFL playcallers should have, Daniel said he’s heard stories about how that’s not always the case.

“Oh for sure, for sure,” Daniel said. “I’ve heard stories out there. They’re out there.”

Reid has a reputation for being a tad pass happy — he’s passed the ball at, roughly, a 57 percent clip in his career — and his West Coast playbook is voluminous with complicated verbiage.

However, he says he works hard to mold his offensive concepts in a given year toward what his players do well.

“You draft (players) to see how they fit in your system, then you see how they play, then you mold what they do the best and you try to exploit their strengths and keep working to get better at their weaknesses,” Reid said. “So it evolves over time. You have to be able to analyze that as a coach and try to put your players in the best position you possibly can.”

For example, Reid has a quarterback in Smith who played in a spread system in college based heavily on packaged concepts. In 2014, the Chiefs drafted Oregon star De’Anthony Thomas, a diminutive speedster who starred in a hybrid running back-receiver role in a similar offense.

So last season, Reid mixed in a healthy amount of packaged plays out of the shotgun — a formation he never even ran early during his head coaching career in Philadelphia — and had a good amount of success with it as Thomas was named the Chiefs’ rookie of the year.

“The game is evolving, and he’s evolving with the game, and that’s what makes him good,” said receiver Jason Avant, who played for Reid in Philadelphia from 2006 to 2012.

When Avant signed with the Chiefs last November, one of the first things he mentioned was his belief in Reid's ability to take advantage of his unique skills. Avant has never been a burner, but he does possess strong hands and good route-running ability, which allows him to thrive on the short concepts Reid's offense revolves around.

"He changes up based on his personnel," Avant said. "I knew that he knew how to use me, I knew that he would do things that was within my skillset.

"It's not about how great the player is, but (he thinks about) what great attributes does that player have and how I can use them to the best of my ability? A player may not be the greatest at all things, but he can do two things, and he tries to maximize those two things."

Avant, a 10-year veteran, says this is a rare trait among coaches.

"Because there comes a humility with it," Avant said. "If it's about you, it won't work. But if you're about the team and doing what's best for the team, you'll adapt your system to your players."

This is why Smith — and the rest of the quarterbacks — feel so comfortable with his Reid as they embark on a crucial third season, with playoff expectations, to boot.

"It is, kind of, custom to us," Smith said of the scheme. "The longer people have been doing things, in general, the easier it is to get stuck in your ways, so I think it's a credit to coach, with how long he's been doing this ... that it's always changing.

"He's always looking to get better, always trying new things. I think, especially within the label of the West Coast, so often, it just gets labeled as this playbook and we just run this playbook. (But) with coach, there are no boundaries"

*(Len Dawson)*

## **‘I’m a lucky guy’: Len Dawson, 50 years into a second career as a broadcaster**

Sam Mellinger  
Kansas City Star  
November 28, 2015

The man with a deeper and longer connection to the Chiefs than anyone ever, living or otherwise, approaches the locker room after another win. This is in San Diego, a place where Len Dawson played 12 games.

Those days are far enough back to stretch before the stadium now was built, and the stadium now is an outdated dump. That was a lifetime ago, really, back when he was still a Hall of Fame quarterback. Yes, it’s been a very good life.

A large man stands outside the door with his arms crossed, the posture screaming try me, but he smiles and extends his hand as Dawson approaches. Dawson doesn’t notice, though, because he’s looking down for the credential he wears now as a Hall of Fame broadcaster.

“I don’t need to see that,” the big man says. “I know who you are, Mr. Dawson.”

“You do?” he says, unsurprised but still playing the role.

“It’s good to see you, sir.”

“Well,” Dawson says, “it’s good to be seen.”

Even now, at 80 years old, Dawson is seen on televisions or heard on radios most days back in Kansas City. This is his 50th season broadcasting, long enough that babies have been born and grown up to be grandparents during a second career on the air that by now defines him every bit as much as his first career under center.

Any list of the most influential or successful sports figures in Kansas City is incomplete without him. He has been, in many ways, the Chiefs’ frontman for half a century straight now — first as

the Super Bowl winning quarterback, and now as the Channel 9 sports broadcaster and radio color man for Chiefs games.

“He’s an establishment,” coach Andy Reid says.

“As a young boy, the only hero I had was Len Dawson in terms of sports figures,” chairman Clark Hunt says.

“Fifty years?” Dawson says. “I hadn’t realized that. People back in Alliance, Ohio, they’d say, ‘What?’ I mean, after five years, they probably said, ‘What?’ ”

Len Dawson began broadcasting in the prime of his playing career, essentially as a publicity stunt for the Chiefs to sell tickets, a proposition that would be entirely ridiculous on many levels today, but 1966 was a long time ago and a very different world.

That story has been told, about how general manager Jack Steadman talked KMBC into doing sports during the 10 o’clock news by offering up the quarterback as a broadcaster. Dawson had zero experience, and no idea about the arrangement until it was already done. The implications exist today — not just with Dawson still broadcasting on KMBC three days a week during football season, but with the thoroughly reasonable suspicion that broadcasting robbed the football world of a terrific coach.

“That would’ve been on my mind,” Dawson said of coaching. “Because I was the coach (when playing). They listened to me.”

Those were different days, when Dawson played, with quarterbacks calling most of the plays. One year, the Chiefs beat the Jets on Dawson’s play call. This was 1969, the year after the Jets won the Super Bowl, and before the game Dawson and receiver Otis Taylor had decided they could hit a big gain if Taylor was isolated on a safety.

Taylor noticed he had that matchup when lined up in the slot, mentioned it to Dawson, and they scored a key touchdown in a win over the defending champs.

One call Dawson didn’t make was the most famous in franchise history — “65 toss power trap,” the winning play in Super Bowl IV. Hank Stram hadn’t called many plays that game, so Dawson was surprised when receiver Gloster Richardson came in and gave the call.



“Did you tell him I’m nervous, and can’t call a play now?” Dawson remembers saying.

The play worked perfectly, of course, Mike Garrett scoring without even being touched, and in some ways is symbolic of Dawson’s enormous life. His rise from Steelers castoff to NFL champion to Chiefs legend and one of only three men honored by the Pro Football Hall of Fame as both a player and broadcaster is stacked with these little moments that could’ve gone another way.

He joined the Chiefs on a lucky break. Stram had been an assistant when Dawson played at Purdue, and put a bug in his old quarterback’s ear that he’d love to coach him in the pros. So after a series of events that included the Lions’ overly ambitious celebration of their 1957 championship, which pushed them to trade their quarterback to Pittsburgh, thus burying Dawson on the depth chart. He was traded to Cleveland where he played little and asked to be released.

Dawson was a terrific talent on his own, but certainly benefited from a superb roster around him, and turned the fluke broadcasting opportunity into a lifetime job. Executives in New York saw his work on KMBC, and asked him to help start something called “Inside the NFL” on HBO.

Dawson got permission from his bosses in Kansas City — “Cable? That’s no competition to us, go have fun,” he remembers them saying — and became one of the nation’s most recognizable voices and analysts on football as the show grow into prominence.

It’s not just professionally, either. Dawson met his wife, Linda, on a flight, after he’d asked to be moved away from some blabbering know-it-all while traveling to New York to do television.

Think about that. A break gets him playing time in Kansas City, another break gets him the broadcasting job at KMBC, which leads to the opportunity with HBO, which puts him on that flight next to the annoying man, which means he moves seats and meets his second wife.

His life is story after story of receiving a lucky break, and then making the absolute most of it through some combination of charm, talent and determination.

“I’m lucky,” Dawson said. “I’m a lucky guy.”

Dawson doesn't type. Doesn't watch much film. Doesn't go to the practice facility much. Not anymore, at least. He has long ago earned the knowledge and respect to do what he does on his terms, but he is playfully evasive when asked how much longer he wants to work.

"They might say, 'Isn't that enough?' " Dawson says of his broadcasting bosses. "And after I get together with that young lady that's around here, she might say, 'Why don't we go down south in the wintertime, instead of you going to Buffalo?' "

It's a good line, but the question — how long will the city's most famous broadcaster work? — is important enough to push back. You'll want to keep working as long as your boss at work and your boss at home are OK with it?

Dawson smiles. He likes how that sounds.

"Yeah," he says, nodding his head at his wife. "And this one has more power."

This interview was going to happen at the beginning of the season, back in September, to commemorate the first week of Dawson's 50th year broadcasting. But he got sick, very sick, and had to cancel. It was just a virus, no big deal, but it does serve to make another point about Dawson continuing to broadcast — both bosses and his own body have to be willing.

On that last point, Dawson says he feels good. He's had more surgeries than he can immediately remember over the years, and lately it's been those damn shingles, but overall he is happy and strong.

So you want to know how long he'll keep doing this? Hard to see an end in sight. He's an institution on the air, his wife supports his work, and his health is good. This is Dawson, though. He likes to answer questions with jokes, so he mentions that on team flights he makes sure to sit near the doctors. One next to him, two behind him.

"Just in case," he says. "I want them close by."

*(Justin Houston)*

## **Timing was right for Justin Houston's new contract with Chiefs**

Vahe Gregorian  
Kansas City Star  
July 15, 2015

Procrastination is one thing, a wise friend once said, and taking all the time you have is another.

That might sound like just a subtle difference, or maybe just an excuse to dawdle along before frantically responding to deadlines — which naturally makes it a fine thing for a newspaper man to believe.

But the distinction actually is substantial, not to mention increasingly hard to embrace in a culture frittering away its filter in favor of impulse and mistaking reactions for conviction.

Rash action and having “a hot take” are the coin of the realm now, not methodical deliberation and rational consideration.

All of which takes us to the matter of the Chiefs momentous signing on Wednesday of linebacker Justin Houston to a six-year, \$101 million deal that makes him the highest-paid player in team history.

In the process of enhancing their prospects for the immediate future and further bolstering the goodwill and credibility of a newish regime suddenly preparing for its third season, the Chiefs made good on making Houston whole after the four-year bargain they enjoyed.

No doubt they could have spent millions less to extend Houston a year ago, before he led the NFL and broke Derrick Thomas' franchise record with 22 sacks.

But they wouldn't have been spending with the same conviction that Houston, 26, is a cornerstone of the team, either.

So the Chiefs and Houston engaged the laborious process.

Each side submitted to the surges and lulls and frustrations and, surely, occasional rancor and entire breakdowns in communications along the way to the agreement apparently finalized Tuesday, the night before the deadline to extend designated franchise players to long-term contracts.

They took all the time they had, and each used it well.

Amid all the minutia and semantics and dickering and perhaps bickering, though, a thread of inevitability always seemed to guide and prevail.

The Chiefs knew they had to get this done, maybe as much for the message it would send if they did as the one it would send if they didn't.

And ultimately they honored what they conveyed to Houston months ago, a stance that will resonate not just with Houston but his teammates as they come to learn more about what the John Dorsey-Andy Reid tandem stands for.

For whatever disillusionment Houston might have felt along the way during a process that included him missing mandatory offseason team practices, he said on Wednesday that it was "very important" to him to stay in Kansas City and that he considers Reid a great coach who motivates and pushes him.

Perhaps most importantly, he also said that he essentially had sensed this would all work out.

"At the end of the season, they told me, 'Just be patient, we'll get a deal done,'" said Houston, who believed it would "take care of itself" and "sat back and waited on them."

He also believed, of course, in the skills and wiles of his representation, Joel Segal, to whom Houston said he left any and all criteria when asked if it had been important to him to get more money than the Texans' J.J. Watt (six-year, \$100 million).

"I left that up to my agent," he said, later adding: "I trust my agent; I believe in what he does and I just let him handle his job."

Now, like Houston, Chiefs fans can believe all the more in how Dorsey and Reid, not to mention Chiefs chairman Clark Hunt, are handling their jobs — how they are cultivating the present and the future of a franchise that was in shambles and engulfed in chaos less than three years ago.

Asked what took so long, Dorsey joked that he had “bad cell-phone service up here at my cottage in Wisconsin,” where he gets away every summer.

“I have to go on top of the hill at the hardware store some days to talk,” he said. “So maybe that was it.”

More seriously, he said the process had taken seven to 10 months, that the result was a “fair deal for everybody ” even if “these types of deals take a long time. Not everybody is going to get what they want.”

“I think you just have to be consistent day-in and day-out and kind of peck away and make sure that kind of communication is always ongoing,” he added. “All along through the process, I’ve told you guys that we have been in constant communication, and we had.”

Enough so that Dorsey even thanked Segal, saying “he can’t applaud” him enough.

So the result is the thing here, enabled by a process that like laws and sausages you don’t want to see being made (and didn’t because it was all unfolding discreetly behind the scenes) but had to be allowed to breathe and play out to come to fruition.

At long last, Houston will get the gratification that’s been delayed for years, starting with the fact he tumbled to the third round of the 2011 draft and 70th overall for reportedly testing positive for marijuana at the NFL Combine, and continuing through last season, when he made a relatively paltry \$1.4 million.

Now he’s got a guaranteed \$52.5 million, and the Chiefs have more momentum to recast their foundation.

“This is going to be a big year,” Houston said.

All because patience, it turns out, still is a virtue.

*(Travis Kelce)*

## **Travis Kelce chasing Tony Gonzalez by studying his game**

Adam Teicher  
ESPN  
August 10, 2015

ST. JOSEPH, Mo. -- Tight end Travis Kelce is just getting started in his pursuit of Tony Gonzalez. Kelce had a nice debut season for the Kansas City Chiefs last year, leading them in catches with 67 and yards with 862.

He still has miles to go to catch or surpass Gonzalez, the all-time NFL leader in catches, yards and touchdowns for a tight end. Gonzalez did much of that work in his 12 seasons for the Chiefs (he also played five seasons with the Atlanta Falcons).

In order to get there, Kelce spent part of his offseason studying him on film.

"That guy was an athletic guru," Kelce said. "He was head over heels more athletic than anybody else on the field. Half the stuff he did was based off his supreme athleticism, but he was a fundamental technician in the run blocking.

"You could tell he understood defenses just from how he played, where his eyes were, where his awareness was on the field. Half the time what we do out here on the field as tight ends is predicated on the defense."

Kelce's debut season was far superior to Gonzalez's rookie season of 1997. Gonzalez caught 33 passes for 368 yards, less than half of Kelce's 2014 numbers.

Gonzalez took off from there, though. He had 59 catches his next season and never had fewer than 71 receptions for the Chiefs after that.

To similarly improve his game, Kelce turned into something of a film critic during the offseason. He watched not only Gonzalez, but any tight end performing his craft.

"I can't watch football by watching the teams go up and down the field," Kelce said. "Every time I turn on a football game, whether it's college or whether it's professional, I'm kind of just locked in

like a magnet to the tight end. I watch his fundamentals, what he does, how he attacks zones. You constantly get better by watching film."

Whether all this pays off when the season begins remains to be seen. But it certainly can't hurt that Kelce appears to be a serious student of the game. Alex Smith indicated during the offseason that Kelce would frequent the quarterback meetings, suggesting changes to routes based off what a defense was doing and then calling for the ball at the line of scrimmage during practice.

"My main focus going into training camp was to understand the intentions of the play call," Kelce said. "I want to understand what Alex is thinking. I want to understand why Coach [Andy] Reid is calling certain plays versus certain coverages and in certain situations. I want to mentally put it all together and become a team player.

"I want to be the best football player I can for this team. Obviously, I want to catch as many passes as I can. I want to go out there and be the best tight end in the league. That can all happen this year as long as I go out there with a lot of focus and a lot of passion."



*(Marcus Peters)*

## **Instincts, passion help Chiefs' Marcus Peters make immediate impact**

Terez Paylor  
Kansas City Star  
September 19, 2015

The young cornerback scanned the receiver's body, looking for a tell. And the moment Demaryius Thomas planted off his inside foot and drove to the sideline, Marcus Peters broke.

Fifty-five yards later, Peters — who correctly anticipated a Peyton Manning hot route with a blitz in his face — was frantically high-stepping into the end zone with the football and posing as his new teammates swarmed him.

It was, to be sure, what Peters hoped the NFL would be like after the Chiefs invested the 18th overall pick in him during year's NFL Draft.

"Like Eric Berry says, you have to live your dreams out, and my dream was to come to the NFL and to make my presence be felt and to be welcomed by my teammates by my play," Peters said. "Not by just the words I speak, (but) by me going out there and proving myself."

Through two games, Peters has done just that. He is tied for the team lead in tackles with 12, and while quarterbacks have not been afraid to attack him, he has risen to the challenge as he's already started generating some early buzz for defensive rookie of the year.

According to Pro Football Focus, Peters has yielded 14 receptions on 27 targets — a very respectable 51.9 catch percentage — and is far and away the team's leader pass breakups with seven, as no one else has more than three (Jamell Fleming).

What's more, with his two interceptions — he also picked off Houston quarterback Brian Hoyer in week one — Peters has given the Chiefs a dash of playmaking in the secondary they desperately lacked a year ago, when they finished tied for last in the league with a paltry six interceptions.

"He can play — he can flat out play," safety Husain Abdullah said. "It's going to be a joy to watch him as the season progresses and as he starts to pick up even more than he already knows. He can play."

Peters cares, too, as Abdullah found out after he let a bobbled interception slip through his fingers in the fourth quarter Thursday. Peters was right there, hugging him during the near-pick and encouraging him afterward with a fiery look in his eyes.

It was one of many times Peters has worn his emotion on his sleeve during the Chiefs' first two games, as he could constantly be seen yelling and strutting and, as Chiefs coach Andy Reid puts it, letting his personality show.

In that way, it's like a light-switch flipped on since training camp, when Peters was impressive but not demonstrative.

"He's a competitive kid," Reid said. "I mentioned this before — you have to have a short memory when you're out on the edge there. You also have to have talent, that helps, and he's got both."

That much was apparent in camp, at least to his teammates.

"That's one of the first things I picked up on, his football IQ," said fellow cornerback Sean Smith, who is suspended for the Chiefs' first three games because of his DUI arrest in June 2014. "You've got some guys who are used to playing in a certain system, or played only in the boundary and they're a little limited on their learning curve."

"But he came out here, (and) you try to coach him up on something and you see he's already on the same page as you. Right now, if (he's working on) anything, it's all technical. This hand, this step (in coverage), this alignment. But as far as recognizing or anything mental, he's straight."

This is not a shock to the Chiefs' front office. General manager John Dorsey said Peters' natural feel for the position was one of the reasons the Chiefs were intrigued by a corner who was dismissed from his college team (Washington) in November after several clashes with a new coaching staff and who didn't tear up the NFL Combine.

"He plays the game with his eyes, (and) the good ones play with the eyes," Dorsey said. "From the corner position, he can actually read and mirror routes of the receiver, and I think that's a good thing."

“And then he has the fluid, athletic hips to turn, run and change directions. Then he can run support, he’s a square tackler, and he’s got good ball skills.”

Peters has shown all of that thus far, but he credits his football-loving family — his dad is a high school coach and he lived across the street from his high school field — for helping cultivate an institutional knowledge of the game that allows him to always be around the ball.

“It’s paying attention to the small details, how many steps they take in their routes,” Peters said. “It’s just something that gradually grows on you, and for me, it just comes from being around the game of football a lot.

“Like I said, I’ve got my pops, he’s an offensive coordinator. So dealing with him a lot, you’ve got to scheme things. Even if we’re playing Madden at the house and stuff like that, it all translates back to the field.”

Peters says that his innate football IQ is the reason he’s been able to make such a quick transition to the NFL.

“I think that’s where people get lost in it, man — it’s still ball,” Peters said. “You’ve got to go out there and line up with 10 other guys and you’ve got to go make a play. If it comes down to you making the play on that down (by) eliminating your man, you did your job and the defense is ahead.”

By that definition, Peters is doing his job more often than not. And even when he hasn’t, Reid is pleased with Peters’ ability to stay focused and bounce back.

“He’s able to learn from his mistakes and then come right back at it and challenge you again,” Reid said. “He did that, even with that last third-and-9 play that Thomas caught (on the game-tying drive), it was contested and he was right there on top of it and the kid made a good play on him. He wasn’t shying away against one of the better receivers in the league.”

That competitiveness will come in handy down the road. Peters’ start has been electrifying — Reid even confirmed Peters was an “energy-giver,” which is the type of player he looks for — but he knows there are 14 games remaining, and teams have even more tape on him to attack.

“He’s done a very nice job and he’s been a pleasure to be around,” Reid said. “He works hard, and again, his challenge will just be not on that (effort) front, but he’s young in the business, so people will study him and then he’s got to keep answering the bell every week.”

Peters, for his part, seems to understand that for as well as he’s played, the purpose is to win. When asked after Thursday’s 31-24 loss how it felt to record his first career pick-six off Manning, Peters didn’t take the bait.

“It feels good, but it stings too bad,” Peters said. “It’s a team game, and as a team, we took a tough loss. All the individual accolades we can make, I leave them on the field without the W.”

*(Jaye Howard)*

## **Chiefs' Jaye Howard is standing out in contract year**

Terez Paylor  
Kansas City Star  
September 25, 2015

It has become a common sight this season: big No. 96, the first one off the ball, crashing into the offensive lineman and destroying a run play.

NFL linemen are often anonymous, but fans and players have noticed the Chiefs' Jaye Howard, often with an accompanying question.

"Everybody keeps asking me 'What happened? Where did this come from?' " Howard, a fourth-year pro, said with a laugh.

To a certain degree, that's a fair question. Howard played in 16 games for the Chiefs last season, starting 10, and finished with 36 combined tackles and a sack. But he was nowhere near as disruptive as he's been early this season.

Take his performance in the Chiefs' last game, a 31-24 loss to Denver. The Broncos only rushed for a paltry 61 yards in 22 carries, and Howard led the Chiefs with seven tackles — a big number for an interior lineman.

For a player in a contract season — Howard, 26, is scheduled to be a free agent next March — it's hard to imagine a better start.

"Man, this is a big year for me and my family. I want to put food on my kids' table for a long time," said Howard, who has long drawn motivation from his twin sons. "That's part of the reason, but I'm also more comfortable in the system and they're allowing me to play on the field more, so I can make more things happen when I'm out there."

Through two games, Howard has been on the field for about half of the Chiefs' defensive snaps. That's up from last year, when he took over starting duties when Mike DeVito was lost for the season in the first game but still only played 37 percent of the defensive snaps.

“I was in and out last year,” Howard said. “But now the coaches trust me and we have a rotation. It’s going to pay off for us in the long run, (we’ll) keep big Dontari (Poe) fresh. The coaches believe I can go in and play just as well.”

Howard’s emergence has certainly helped Poe, who underwent offseason back surgery for a herniated disk in July. He returned in time for the Chiefs’ season opener, but has played the same amount of snaps — 81 — as Howard.

That’s a significant change from the last two years, when Poe — a 346-pound two-time Pro Bowler — played 1,970 snaps, an absurd total for nose tackle.

But the Chiefs have kept to a true rotation up front this year — of the five defensive linemen to earn snaps, only Allen Bailey has played more than 54 percent of the plays. Howard, who has finally paired his fine quickness off the ball with the strength and technique to win against the run, has been a big part of that.

“He knows how to use his hands, he’s learning how to get off blocks and not just rely on that first-step quickness,” defensive coordinator Bob Sutton said. “Now he’s becoming a more complete D-lineman from a technique standpoint, and eventually you’ve got to have it if you’re going to survive, because just like anybody, if you become just a one-(trick) type of guy, people will know how to block you.”

Some of this was evident in training camp, when the 6-foot-3 Howard arrived at 330 pounds — 20 pounds heavier than his 2014 playing weight — in an effort to fare better against the run than he did the year before.

“Some plays, I felt like I came off and strike them (fine), but in the end, they could wash me off the ball,” Howard said.

Howard credits his post-practice work with assistant defensive line coach Britt Reid. Starting in training camp, Howard and other interior linemen have spent five to 10 minutes after every practice working on their technique.

“It helps,” Howard said with a chuckle. “You see what’s happening (on the field).”

Sutton has always liked Howard's pass-rush ability — he already has a sack this year and has flashed a variety of moves — but he says extra work like the time he puts in with Reid is key to his continued development as a run stopper.

"You can't let your technique erode," Sutton said. "I always talk to them about being willing to work on your own — I call it O.Y.O. You only have so many minutes in individual (practice periods), so if you have an area you need to work on, it's important you take time before or after practice to get those things addressed."

Howard, to his credit, understands that. And with so much to play for, he says you don't have to worry about him losing focus.

"That's not going to be a problem," Howard said. "Like I said, I've got kids to take care of and a wife. I've got to keep her happy. At the end of the day, I want to be the best, man. I feel like I can be one of the toughest (tackles) in the game."

Howard, who has also drawn motivation from his friend, Bailey — who played his way into a four-year, \$24 million extension from the Chiefs last fall — would ideally like to be that kind of player in Kansas City.

"Seeing him go do it last year, I'm praying that I'll be the same way," Howard said. "I'd love to stay here, I hope it works out that way. But yeah, that's always in the back of my mind. I've got to ball."



*(Charcandrick West)*

## **Chiefs' running back Charcandrick West has overcome plenty on his path to the NFL**

Terez Paylor  
Kansas City Star  
October 16, 2015

Jamaal Charles' replacement stepped to the microphone, the camera lights shining in his face.

This was the first time Charcandrick West had been brought to the daily media session at the Chiefs' practice facility, and it was the latest sign that he has come a very long way in a short amount of time.

You'd have a hard time finding a player in the Chiefs' locker room who is happier to be here than West, a running back who has gone from undrafted free agent to practice-squad player to NFL starter in just 17 months. None of this good fortune is lost on him, which explains in part why he is always quick to smile, always quick to laugh, and always eager to entertain.

"Yeah, he would definitely be an energy-giver," Chiefs coach Andy Reid said, employing one of his favorite terms of endearment to describe West, a 24-year-old out of Abilene Christian. "He works his tail off, he's humble as can be and he's a good kid all the way around."

Toward the end of West's first media-room experience, he was asked about the origin of his unique first name. He turned toward the reporter and grinned.

"How many Charcandricks do you know in the world?" he responded to chuckles. "I like it; it's different. I'm probably the only Charcandrick in the world. It's nice to be something."

Asked if he ever queried his parents as to why they would give him such a unique name, West broke into what his stepfather, Toccara Ford, calls "that million-dollar smile. "No," he said, "I was trying to learn how to spell it."

The room erupted into laughter.

"That's one of his special features; that's him," Ford said later. "He's got a big heart. One day he told me, 'I wish everybody could be happy and get along.' I told him, 'Well, everybody you come in contact with, just bring their day up,' and he has. He's a special kid."

A self-described "goofy" dude, West is upbeat for a reason. A number of factors — a high school illness that threatened his football career, for instance, and the recent death of a beloved mentor — have converged to make him someone who is truly grateful to step into an NFL locker room every day.

"My road to get here is not like a typical one," West said. "I didn't get drafted. I started at one school, had to go to another one. I had a lot of situations where I could have just gave up, but I just stuck with it and followed my dreams."

West does not cut an imposing figure. At 5 feet 10 and 205 pounds, he's one of the smallest players on the team, a fact that explains his nickname among teammates: "Tidget," a mash-up of "tall" and "midget."

Those who know West best call him "Moosey," a nickname given to him by his maternal grandmother.

"Because he was such a big boy at birth," West's mother, Demetrice Ford, said. "She said he looked like a big moose. He was an 8-pound, 10-ounce boy."

Demetrice said West's first name is derived from his biological father's name. But when he was growing up in Cullen, La., it was Ford, West's stepdad, and Ford's best friend Dante' Coleman who helped cultivate Charcandrick's passion for football.

"After my mom got married to my stepdad, they started a little pee-wee football team," said West, who used to dream of being a major-league shortstop. "My mom wouldn't let me play before that, but once (Ford) came along, they worked with me, got me into football, and it turns out I was pretty good at it."

West's first team was the Cowboys, named after Coleman's favorite NFL team, and they went undefeated two years in a row. West was a star running back, but his two mentors never let him get a big head.

"We saw he had a special talent, so Dante' used to be on him so hard," Toccara Ford said. "He'd be his biggest critic. What everybody else saw was a great game, Dante' could always find the thing he could have done better, because the guy knew football. Together, we'd always bring him back to earth."

People used to think Ford was crazy when he trailed West on his bike as the youngster jogged through the neighborhood, or when they'd spend hours playing the "pushup game," where they'd catch 100 balls a day and do 10 pushups per drop.

But the process taught West the benefits of hard work; it was during these sessions that Coleman taught West to be mentally tough.

"He knew how to drive me; he knew how to get to me," West said.

Coleman was also someone West could go to whenever he needed to talk.

"With a kid, it takes a village, and sometimes you have to come at them in different ways," Toccara Ford said. "Sometimes I'd tell Moosey something, then ask Dante' to tell him the same thing, and that would be the thing that made him listen. He was more of a guardian angel for him."

When West got to Springhill High School in Louisiana, he continued to star on the football field. But his identity as a football player would soon be threatened by the toughest test of his young life.

One morning in November 2006, West woke up with a fever, stiffness in his joints and a rash. It appeared out of nowhere; he'd even played a football game the day before — he was the rare freshman on the varsity squad — and scored three touchdowns.

West's parents took him to a hospital in Shreveport, La., but when doctors couldn't figure out what was wrong with him, he ended up at Arkansas Children's Hospital in Little Rock, where he was bedridden for 21 days.

During that time, West lost a lot of weight — he says he dropped from 185 pounds to nearly 120 — and battled a fever. There were times he felt like giving up, especially after he absorbed the one-two punch of not hearing from his biological father's side of the family and being told by doctors that he might never play football again.

West's mother, Demetrice, had always been a tough woman, and she refused to let her baby give up on life at age 14. She'd make him get up and stay active, whether by bathing himself or simply standing outside.

"He laid there and cried and didn't want to go anymore," Demetrice Ford said. "And I said, 'Son, you're lying here, and God put you here for a reason. This is not the end.'"

Ford, meanwhile, stewed over the reality that his stepson might never play football again. It infuriated him as much as it demoralized his son.

"Charcandrick was the one that had to be there with me and keep me strong," he said. "Moosey was my Superman. He was just so tough, and for him to be down like that was tough for me."

Eventually, West got better — doctors never could explain why, or what had come over him — and he was allowed to go home. He gained his weight back in time for track season the following spring ... but then he got sick all over again.

At that point, the Fords consulted a specialist in Shreveport, who diagnosed West with juvenile rheumatoid arthritis, an illness that can lead to complications and treatment-related side effects that can contribute to premature death.

But the family finally had a plan of attack, and West — who began taking injections and medication — has been fine ever since. He returned to the football field for his junior year, and he did well enough to earn scholarship offers from Arkansas and Louisiana State. Both schools wanted him as a cornerback, but West believed his future was at a running back, so he opted for Louisiana Tech.

He'd never enroll there, however: His efforts to make himself academically qualified in time for the 2010 season fell short. So West opted to enroll at Abilene Christian, then a Division II program. He starred at the Texas school, scoring 35 touchdowns and rushing for more than 2,000 yards as a three-year starter. He was signed by the Chiefs as an undrafted free agent in May 2014.

When the Chiefs saw enough in West to keep him on their practice squad for the 2014 season, his entire village beamed with pride. Among the most proud was Coleman, West's old mentor, who'd been having serious back problems and had started to lose a lot of weight.

"Dante' was the type of person where if something was wrong, you'd never know," West said. "He wouldn't take off work unless it was for a football game."

Constantly in pain, Coleman nevertheless made plans to accompany West's parents to the Chiefs' season opener in Houston last month, provided Charcandrick made the team.

"He was proud to say, 'Hey, I was a part of that,' " Toccara Ford said.

One morning this summer, West snapped awake at the sound of his phone buzzing. It was 6 a.m. on July 21, and his mother was calling him. He thought this was odd; he always called her in the morning, not the other way around.

When West answered, his mother was crying. Dante' is dead, she said. He'd awakened that morning feeling hot, and after he was taken to the emergency room, his heart stopped beating. He was only 35.

"She told me, and I didn't believe it until the next day, really," said West, who was training in Dallas at the time. "So I went home and just dealt with the situation. You don't understand how tough it was. I mean, he was a guy that put the football in my hands."

West placed his No. 35 Chiefs game jersey in Dante's casket during the funeral. When the Chiefs opened training camp a short time later, he reported with a heavy heart. He quietly decided to dedicate this season to his lifelong friend and mentor, which also meant playing each snap like it was his last.

"He said he was going to use that as his fuel," Toccara said. "He learned in dealing with Dante' that tomorrow isn't promised, so you have to take advantage of your time while you're here. Make your mark, seize the day."

West quickly emerged as one of the breakout stars of training camp. His pass-catching skills helped him stand out among the backup runners, and his enthusiasm for football and drive to get better — cultivated back home by Ford and Coleman — caught the eye of his coaches.

West impressed them enough to hold onto his job as the team's top personal protector on punt coverage, and the team was confident enough in him to part ways with veteran backup Cyrus Gray, a former special-teams captain and favorite of assistant coach Dave Toub.

"He's tough, tough as nails," Toub said of West during training camp. "He will stick his face in there on any-sized guy. He's an ankle-biter and a tackler. He gets in there and is a real good tackler, real good, solid blocker as a personal protector, and he is smart and knows our stuff."

West made the Chiefs' 53-man roster out of training camp, and when his old college number — 26 — became available before the season, he considered switching to it until he realized that his current number, 35, matched Coleman's age when he died.

"It was a sign," West said.

West still thinks about Coleman often. In his weekly game plans, he sometimes scribbles the words "I got you," to let Coleman know he's thinking about him. Every night, he prays and asks Coleman to watch over him.

"Dante' was more of a guardian angel for Moosey," Toccara said. "And he still is."

Things have broken West's way since he dedicated this season to his departed friend and mentor. Starting in week three, West usurped Knile Davis, a third-round pick in 2013, as the Chiefs' second-string back, and he has gotten the lion's share of the work ever since.

During last Sunday's 18-17 loss to the Chicago Bears, West received a majority of the snaps when Charles went down. His parents were in attendance, as were Coleman's wife and two kids.

"Me actually being able to play some and them seeing that, with his son and daughter here ... I'm doing it for him, honestly," West said.

On their way home from the game, Toccare and Demetrice talked about the changes they've noticed in their son. He's stronger, more serious, than he used to be.

"Especially since the Dante' stuff," Demetrice said. "He takes life in a different perspective now. He'd always want to be silly and goofy and joking around, but he's not doing a whole lot of that anymore. He's become a real man now."

If pressure of being a starting NFL running back is getting to West, he isn't showing it. He's still lighting up rooms wherever he goes, with a positive energy that Reid hopes will extend to the football field on Sunday in Minneapolis, where the 1-4 Chiefs will try to save their season on the road against the Vikings.

It is the opportunity of a lifetime for West, and he is treating it with the respect it deserves. He plans on going 100 mph Sunday, because if there's anything he learned from his high school illness and Coleman's death, it's that tomorrow isn't promised.

"Just to wake up every morning, it's something to be happy about," West said. "We all know life brings problems, but you've just got to stay happy."

"Dante' would be proud I never gave up ... I know he's up there watching over me. He's got a big part to do with all of this."

*(Justin Houston)*

## **The long journey of Justin Houston, one of the NFL's great mysteries**

Greg Bishop  
Sports Illustrated  
October 20, 2015

Let's start with the fire. The day Justin Houston lost everything began like any other lazy Saturday at the two-bedroom house on Garfield Street in Statesboro, Ga. It was Oct. 25, 2003. Justin was in the ninth grade. That afternoon his mother, Kimberly, left him in charge of two younger brothers, and he sat them on her bed to watch cartoons so he could dial up a love interest.

Then the phone went dead.

Justin walked out of the bedroom. The door nearest to the den, as he remembers it, was engulfed in flames, with smoke billowing from underneath the frame. He panicked and ran onto the front lawn in his T-shirt and gym shorts, only to realize he had left the boys, Tylen and Aaron, inside. He turned around. "I couldn't see nothing," Houston says, "only smoke. It was dark inside. If I didn't know that house, I would have been in trouble. We'd been there for years. I could run through that house with my eyes closed."

So he did. Justin sprinted back inside, fighting through the smoke and flames, and found his brothers, who were too scared to move. He shepherded them outside. The clothes on their backs were the family's only possessions that didn't burn.

According to the Statesboro fire department incident report for case No. 23089, an alarm sounded at the station at 3:19 p.m. Firefighters could see the smoke from the firehouse, a mile-and-a-half away. They arrived at 129 Garfield Street four minutes later and, as they later noted, "found the structure completely involved." As in, completely on fire. They twice asked for additional personnel; it took eight firefighters more than two hours to extinguish the blaze. The report concludes, "The residence is a complete loss."

That record does not list a cause for the fire, but it finds that no "human factors" contributed. Houston says his family believes the blaze resulted from "some old wires in the ceiling" that sparked near the water heater on a wall in the other bedroom. The report estimates the damage at \$45,000 for the residence and \$15,000 for everything inside.

Afterward local churches helped feed and clothe the Houstons while they found another place to live. The family of 10—besides Justin, Tylen and Aaron, Kimberly has nine other children, six of whom lived with her at the time—eventually settled into a house about 30 minutes outside of town. Statesboro High and its football teams helped as well, according to one of Houston's childhood friends, Jon Knox. But little was said about Justin's heroics.

That's the thing about Houston, the Chiefs linebacker who in July signed a new six-year, \$101 million contract. "He rescued those little boys," says Knox, yet he didn't seek any praise. He doesn't share that story with many outsiders. His teammates say they've never heard it.

Houston says he never told them.

Ask any Kansas City player about Justin Houston and be ready for the look. Eyes downcast. Brow furrowed.

**REPORTER:** [Justin and I] talked for an hour.

**DEE FORD, CHIEFS LINEBACKER:** Really?

**REPORTER:** I don't think the casual sports fan knows anything about him.

**FORD:** That's exactly right.

**REPORTER:** Is he different in [the locker room]?

**FORD:** Justin is Justin, man.

**REPORTER:** What does that mean?

**FORD:** That's a Justin thing. That's between God and Justin.

There should be a website called Justin Houston Facts, a hub for learning about one of the NFL's great mysteries. Of note: Houston is married to a lawyer ... has a three-year-old son ... is expecting a daughter ... loves his Air Jordans ... bears a scar on his chest from a cyst he had removed as a child ... has a tattoo near the scar that says ONLY GOD CAN JUDGE ME. He's a 6'3", 260-pound All-Pro with 52.5 sacks in 59 starts, but the only place he wants to stand out is on the football field.

In a world of needs-no-introduction athletes, here's a star who requires one. Even Houston's mentor, fellow outside linebacker Tamba Hali, concedes, "Outside of football, we don't hang out that much."

Houston enters a conference room at the Chiefs' practice facility and folds his large frame into an office chair that wobbles under his bulk. ESPN's morning blabfest First Take plays on the television on the wall, but Houston pays no attention. He doesn't even look.

The first question lobbed his way is the same, always. Why don't people know anything about you? "I don't want the spotlight," he says. "I see how other guys do it, and I know how I would like to do things."

Which is to say, the opposite. Late in the fourth quarter of his final outing last year, against the Chargers, Houston notched his fourth sack of the game and 22nd of the season. He stood half a takedown away from the NFL's single-season record, Michael Strahan's 22.5 in 2001, but he was asked to drop into coverage on the last play of the game. He never complained, never begged for the chance to make history, an opportunity he might never have again.

Houston says he doesn't see himself as famous. "This is my job, just like you have a job," he says. "The only difference: They put my job on TV." (Never mind the autographs, bank accounts, 62,000 Twitter followers.... Other than those little things, no difference.)



“We’re all human,” Houston says. “Some guys, when they do interviews, it’s all about them. Some guys, every single thing they do is all about them. I have a big family, so I’m used to everything not being all about me.”

Country. That’s how Houston describes his hometown, a city of roughly 30,000, some 30 minutes from the Georgia–South Carolina border. “Like if you’re driving in from Atlanta or Augusta, you just see cornfields,” he says. “That type of country.”

Statesboro is known for its university, Georgia Southern, and the fields of cotton, peanuts and corn that spread for miles outside the city limits. People go there to retire, Knox says, or they simply never leave. They hunt and farm, and they watch and play sports. The vibe is overalls and tractors. “It’s big enough that you can have some of the city opportunities, but small enough that you can hide and nobody knows where you are,” says Steve Pennington, Statesboro High’s football coach.

Houston is a football warrior raised by women. His maternal grandmother, Linda Houston, worked three jobs, house-sitting during the day and pulling night duty at a nursing home. She rarely slept more than three hours at a time, often in a chair. Justin’s mother had no steady male influence to lean on. She was strict. She wanted her kids home by 6 p.m. and in bed around nine. She wanted her rules followed without exception. “The whuppings I got,” Houston says, “I appreciate them now.”

His brother Demetrius, eight years older, was the nearest thing he had to a father figure. Demetrius pushed Justin into everything from sports to street fights. He demanded toughness. “He didn’t believe in raising no chumps,” Justin says of the second-oldest in his family.

Justin is the family’s sixth oldest—smack in the middle—but an outlier when it comes to size. He’s larger than any of his siblings, including his twin brother, Jared, who was born a minute later. That mass was evident early on in hands that looked like oven mitts and in feet so big that Justin’s brothers and sisters called him Flipper.

On Garfield Street, Justin recalls a life without privacy, a bathroom that never seemed free, a house that never went quiet. The siblings spent all their time together; the kids played hide-and-seek and video games and deemed the person with the most losses the Scrub of the Night.

Justin, despite his bulk, played point guard on the Statesboro High basketball team, bringing the ball up the floor. “That joker was a mini-LeBron James,” says Pennington. “He was the best 6’3”, 215-pound point guard you’re ever going to see. He could have played some college ball on the hardwood.”

In his other sport, Houston started by wanting to emulate Emmitt Smith and Barry Sanders, to run away from contact rather than seek it. But from seventh grade, when he first played the sport, he was a defensive end—and from the first blow he delivered, he hit more like a man than a teenager. High school teammates called him Big Tomb, for the savage blows he delivered.

But Houston had not fully grown into his frame, so he wasn’t heavily recruited until after a state semifinal his junior year. That game, played at the Georgia Dome, pitted Statesboro against Griffin High and its future NFL running back, Bobby Rainey. Griffin ran away from Houston all day, but he stalked its backs across the field, and Rainey averaged only three yards a carry. Statesboro forced a fumble two yards from its end zone and made several fourth-down stops to win 7–0. The next weekend Houston and his teammates secured the state title. “Justin went

from being this big dude, great athlete, to being basically the Incredible Hulk,” says Knox, a safety on that team.

Urban Meyer, then at Florida, offered Houston a scholarship, but Houston wanted to stay closer to his family. Then Georgia coach Mark Richt paid a visit.

Houston followed Knox to Athens, a three-hour drive from Statesboro. They shared an apartment with two other Bulldogs, and that marked Houston’s first adjustment to life away from home: There was too much space. He’d never had his own room before. “[At Georgia] we had to share a bathroom,” he says, “but that was nothing.”

He struggled that first year getting to classes on time (or at all), red-shirted, played sparingly as a freshman and was suspended for two games his sophomore season for violating team rules. He sometimes coasted during games, coaches say, relying on natural ability over technique.

Houston had gained 40-odd pounds by the time Todd Grantham was hired as Georgia’s defensive coordinator in March 2010, before Houston’s junior season. Grantham switched the Bulldogs to the 3–4 scheme the Dallas Cowboys had run when he was their D-line coach, from ’08 through ’09. He scoured his new roster for a collegiate version of DeMarcus Ware—whom he’d watched rack up 31 sacks during Grantham’s time in Dallas—and saw Houston, big for an outside ’backer by college standards but typically sized for the pros. “I’ll be honest,” says Grantham, “I thought he was as explosive, or more explosive, than DeMarcus.”

Houston welcomed the switch away from 4–3 defensive end. He still rushed the quarterback about 85% of the time, but now he did so from a more comfortable standing start, and he exploded even faster. Every morning he settled behind Grantham’s desk, typed in the password his coach had given him and studied film—Ware and the Cowboys—until it was time for class. Whereas most NFL rush defenders relied on either speed or power, Houston saw Ware blending the two, making him one of the most feared defenders in the NFL.

That winter, after ESPN draft analyst Mel Kiper Jr. tabbed Houston as college football’s top 3–4 ’backer prospect and the heir to Ware’s throne (Houston had 67 tackles, 10 sacks and 18.5 tackles for loss in 2010), Houston, citing his family’s needs, declared for the NFL draft. At the combine he wowed scouts with 30 bench-press reps at 225 pounds, a 36.5-inch vertical leap and a 10’5” broad jump.

Richt would later say that Houston reminded him of another former Bulldog, receiver A.J. Green, in that he was both private and supremely gifted. But he was also, it appeared, still maturing. Houston tested positive for marijuana at the combine. That, paired with college tape that showed him at less than full effort (which Grantham admits was a problem at Georgia), sent Houston tumbling into the third round.

Scott Pioli, the Chiefs’ general manager at the time, called up Grantham, who alleviated his concerns. Neither of them agreed with ESPN analyst Jon Gruden, who labeled Houston “the most disappointing guy I studied.”

“I knew I had put myself in a bad situation,” Houston says of having fallen all the way to the 70th pick (one spot before the Cowboys nabbed DeMarco Murray). “At that point, I just wanted to get after it.”

This summer, two years after John Dorsey replaced Pioli as the Chiefs' GM, Dorsey retreated to his vacation home in Door County, Wis. The cabin has no cellphone reception, so each morning Dorsey drove his white Ford Expedition north to Fish Creek and turned up a hill to the highest point in town, the Nelson Shopping Center. There he parked behind a hardware store and resumed negotiating a contract extension with Houston's agents. Each session lasted upward of three hours. "I had some moments," says Dorsey, "where I assumed [the store owners] must think I'm staking out the joint."

In mid-July the two parties reached an agreement that guaranteed Houston more money (\$52.5 million) than any defensive player not named Ndamukong Suh. Those millions reflect the name of the hardware store where Dorsey parked each morning: True Value. In the opinion of Chiefs coach Andy Reid, Houston "was the best in the business last year."

It's difficult for anyone other than Houston to understate his impact. Consider the Chiefs' Week 2 game against the Broncos, which Kansas City lost only after Denver returned a late fumble for a TD. Houston sacked quarterback Peyton Manning twice, batted down a pass and disrupted three other throws. He set the edge against the Broncos' running game, and Denver gained only 61 yards on 22 carries. Houston rushed from the left and the right, from outside against tackles and inside against guards, even from the same side as Hali. "The most underrated part of Justin's game is how much he does," says Chiefs defensive coordinator Bob Sutton. "Unless you watch him play every game, you can't appreciate that."

That versatility is the result of continual growth. Early on, Houston asked so many questions of Hali, five years his elder, that the veteran 'backer finally said, "I'm telling you too much; you can't have all my secrets." Hali did, however, teach Houston the importance of using his hands to gain leverage on opposing linemen. He adjusted Houston's stance, having him put more weight on his back foot in order to better explode off his front. Together they practiced the footwork required to drop into pass coverage. Says Hali, "Justin was more like a sponge than any other guy I've been around."

Houston's personality, his skill set and his versatility coalesced into a perfect fit for Kansas City. Chiefs fans are rabidly supportive but usually leave him alone when he dines out or hits the mall. He's like them in that he defends one smoked-ribs joint above all others; in his case Jack Stack Barbecue. And in the Chiefs' locker room—maybe the least flashy space in the glorified world of pro football—he's found teammates with similar mind-sets, who respect his space and privacy.

Last season Kansas City suffered severely from injuries and health problems, starting with the Week 1 loss of two team leaders to IR and culminating in the Week 13 departure of All-Pro safety Eric Berry, Houston's best friend on the team, for lymphoma treatments. (The Chiefs, according to Football Outsiders, had the NFL's sixth-worst injury situation in 2014.) Houston visited Berry at the hospital roughly a dozen times (more than any other Kansas City player, according to various teammates), and in the end—reluctantly but at Reid's request—he stepped into the leadership void.

The Chiefs closed out 2014 with two wins in their last three games, finishing 9–7 but falling just short of the playoffs. After their finale, a 19–7 victory over the Chargers, Houston stepped before his teammates. He talked about the season and about Berry and about the potential that still

needed to be realized, and he committed to a playoff push in '15. (Although the Chiefs have stumbled to a 1–4 start, they're past the toughest portion of their schedule; their remaining opponents were a combined 23-28 through Sunday.) "It stayed with me the entire off-season," Dorsey says of Houston's appeal. "It was that sincere. That heartfelt. That real."

Minutes after autographing his new contract on July 15, Houston settled on his first purchase. He didn't buy anything that might be considered stereotypical or lavish for a multimillionaire athlete. Instead he spent a few hundred dollars on the only thing he really wanted: a plane ticket back to Georgia.

News of the deal's consummation had reached Houston near the end of yet another workout. He finished 45 minutes of abdominal torture, flew from Atlanta to Kansas City, tried to sleep, failed, drove to team headquarters, passed a physical and signed a stack of papers an inch thick. Next stop: the airport, for a return trip. On board he turned his head away from his fellow passengers, focusing on the farms spread below the window. Even if his tears were joyful, he didn't want anyone to see them.

After landing he pointed his car southeast, toward Statesboro. He cranked the volume on the stereo, sang out loud and drummed the steering wheel with both hands as he lost himself in the moment. (His second purchase: a speeding ticket.)

Three hours later he pulled into his mother's driveway and met her and his grandmother at the door. They didn't talk for 10, maybe 20 minutes; they just hugged and cried. Then they retreated to the garage and told stories for hours: stories about siblings and sports and the ultimate middle child.

Houston is now known in Georgia and Missouri and, to some extent, across the country. Yet only a handful of people really know much about him. On the way to one of his sacks against the Broncos, TV cameras captured his face. He was smiling. And that better summarizes his thoughts on the 2015 season than anything he could say. Or would say.

His siblings are older now, deep into their own lives. Demetrius owns a barbershop in Statesboro. Another brother runs a cleaning business. One sister is going back to school to get her master's degree. Others are in high school or college. The youngest Houston is in eighth grade. Justin gives them all the same gift each Christmas: new shoes.

As he wrapped up his visit, he hugged his mother and grandmother one last time and shared a final surprise that he'd saved for the end. He had purchased two plots of land next to each other

In Statesboro, and there he planned to build a house for each of the women: marble kitchens, hardwood floors, everything designed to their specifications—whatever they want.

That gesture will say what Houston cannot express in words. He will replace what his family lost. He will show how far they've come.

*(Marcus Peters)*

## **Emmitt Thomas predicts greatness for Chiefs rookie CB Marcus Peters**

Ashley Dunkak  
Topeka Capital-Journal  
November 5, 2015

KANSAS CITY, Mo. – The Chiefs ranked last in the NFL with six interceptions last season.

This season, the Chiefs already have eight picks through eight games, and three of those picks have come from emerging star Marcus Peters, the cornerback the team drafted 18th overall in May.

Peters started the season on an eye-popping note, intercepting two passes and logging seven passes defended in the first two games.

His first pick, against the Houston Texans, came on the first play of his NFL career. The next week, facing the rival Denver Broncos and an all-time great at quarterback in Peyton Manning, Peters snagged a pick and returned it 55 yards for a score. His third interception came against the Minnesota Vikings in Week 6.

“He’s a good football player, and I’m glad we got him,” Chiefs defensive backs coach Emmitt Thomas said. “In the future, he’s going to be one of the better ones in the league.”

Thomas would know about greatness as a member of the Pro Football Hall of Fame, and he likes what he sees from Peters not only on game days but on practice days as well.

“The ball skills came with him,” Thomas said. “That’s something that’s an innate ability, but the thing ... that is really impressive is the way he practices. He practices like it’s a game, and it’s a carryover into the game.”

Numerous attributes of Peters make Thomas optimistic about the career the young cornerback has in front of him, but the player’s enthusiasm for the game is the first one the coach mentions.

“That’s the thing that you really gauge a young man on, is that he enjoys practice, so consequently he enjoys playing the game,” Thomas said, “and [every] day we practice out there, he practices like it’s a game, which is very exciting to see.”

At the midway point of the season, Peters is tied for third in the league with three interceptions and 11 passes defended. Thomas does not talk about the cornerback's numbers, however, but rather the forces behind them.

"His enthusiasm for the game, his instincts, his work habits," Thomas said. "He really understands the game, he loves to compete, and he's got excellent ball skills."

Chiefs coach Andy Reid will not say he is surprised by the production of Peters thus far; neither will he praise that performance with too much gusto. On both counts, however, the coach projects positivity about what is ahead.

"Listen, we felt he was the best corner in that draft," Reid said. "Is he learning every week? Did he have a couple plays there that [he'd] like to have back? Yeah. But the one thing he does, he's got a short memory, which you've got to have at that position, and he's going to keep bringing it at you, and he's got a good attitude that goes along with that."

"He's feisty," Reid added. "Very, very competitive."

The Kansas City defense looked sharp Sunday against the hapless Detroit Lions, whom the Chiefs defeated 45-10 in London. They racked up six sacks and two picks. Detroit's only touchdown came in the fourth quarter.

Thomas was pleased at how the defensive backs performed, and he credited another unit for enabling them to do their jobs better.

"They played real well, especially going over there and working hard and kept focus," Thomas said of the pass rush. "We've always said as a defensive secondary that the pressure's the thing that makes us, and we have two excellent rushers outside, and we're getting some pressure up inside."

With the obvious benefit of great defensive players around him, including linebackers Tamba Hali and Justin Houston on that fearsome pass rush, Peters has handled the transition from college to pro quite well on the field.

Like any player and particularly any rookie, however, he still has areas in which he can improve, and he has already made some strides.

“Training his eyes is probably the best improvement I’ve seen him make,” Thomas said. “Got to get him to catch the flash a little bit better, but other than that he’s doing well.”

Thomas said Peters needs to work on staying focused all the way through each play on his coverage.

“He’ll have a guy [covered] and then he’ll lean off trying to go somewhere else and help someone else,” Thomas said, “but as far as his movement skills, ball skills, his intelligence, it’s all there.”



*(Laurent Duvernay-Tardif)*

## **Chiefs' Duvernay-Tardif juggles med school, life in NFL**

Dave Skretta  
Associated Press  
November 13, 2015

KANSAS CITY, Mo. (AP) — The day before the Kansas City Chiefs made Laurent Duvernay-Tardif their newest member, he was cradling in the biggest hands you'll ever shake the first of tiny twins born premature.

It sure put the stress of the NFL draft into perspective.

Two years later, the medical student from Canada's prestigious McGill University is the Chiefs' starting offensive guard. His task is no longer taking care of infants delivered by C-section in the operating room, but taking care of quarterback Alex Smith inside Arrowhead Stadium.

"He's a smart guy," says Chiefs coach Andy Reid, himself a former offensive lineman. "I keep reminding his coaches that someday he might be doing surgery on you, so you better keep it right."

The sixth-round draft pick is not the first medical student to make it in the NFL, or even the first to make it out of McGill. Jean-Phillipe Darche spent nearly a decade as a long snapper, most of it with the Seattle Seahawks but ultimately ending his career in Kansas City.

The difference with Duvernay-Tardif is that, rather than put medical school on hold until his playing career is over, he keeps plowing along. He spent this past offseason putting in residency hours, and plans to do the same next offseason. This past week, when the rest of the Chiefs enjoyed their bye, Duvernay-Tardif was taking another exam for which he'd been studying for weeks.

This isn't simple biology, either. This is the kind of stuff that makes those often cumbersome, complicated playbooks of an NFL offense seem like reading "Goodnight Moon."

"When you have two passions, you don't count the hours, you just work as hard as you need to," Duvernay-Tardif said. "I love being in med school. I love being here playing. And the good thing now is when I am here, I can focus 100 percent on football and I don't care about med school."

"When I was back in college," he said, "I had to do both at the same time."

The level of play at Canadian colleges like McGill is roughly equivalent to a junior college in the U.S., so it's not as if Duvernay-Tardif was playing in the SEC. But that was a good thing. Medical school kept him so busy that he would usually practice just once week, learning the game plan just in time to step onto the field and bulldoze some unsuspecting defensive end.

Those games gave an old high school friend, Sasha Ghavami, enough material for a highlight film that Duvernay-Tardif sent out to NFL teams. Close to a dozen sent scouts to see him work out.

His footwork needed refinement. He needed to put on muscle. But it became evident in a hurry that Duvernay-Tardif was an athlete, and his intelligence was off the charts.

"I saw potential in him within five minutes," said Matthieu Quiviger, an assistant coach for McGill at the time. "He was the one who asks the most questions. He always wants to know. With intelligent people, you can't tell them to do something. You have to tell them why. You have to be pretty quick on your feet and justify what you want him to do."

Not surprisingly, Duvernay-Tardif has a particular interest in sports science. He is fascinated by the way the body works. It's one of the main reasons he got into medicine in the first place.

So when the topic of concussions is broached, he approaches it in an analytical way.

Yes, he has read the literature — not the stuff in the media about CTE, but the kind of stuff that is found in research papers and peer-reviewed journals. He knows that playing on the offensive line in the NFL is dangerous, and puts him at a great risk for his own concussion. But he also is wise enough to know that if he ever sustains enough of them that he'll recognize when to quit.

"I think everybody thinks about it," Duvernay-Tardif said, "but it's more a question of knowing the risk. Knowing the potential consequences. And asking yourself the question, 'Is it worth it?' I think I'm in the position where it's worth it."

He's also in a unique position to help his teammates deal with the issue.

"When they look at the metabolism of the glucose inside the brain, it's all material I can understand," he said, "and share that knowledge with guys who want to know more about it."

There's a difference between book smarts and football smarts, though. They don't always equate. But in the case of Larry, as he's known to teammates and friends, there is a correlation.

"He's so book smart yet he understands every rule," Chiefs center Mitch Morse said, "so book smarts almost turn into football smarts. He can understand what's happening in a second."

When you combine that intelligence with impressive size (6-foot-5, 320 pounds) and speed, you get the rare combination that makes for an imposing NFL offensive lineman.

Just as he has work left in medical school, Duvernay-Tardif is still learning the ins-and-outs of professional football. He still struggles to grasp some of the more complex protections and deal with some of the exotic blitzes that are quickly becoming in vogue in the NFL.

But considering he was cradling a premature baby in his giant paws two years ago, the fact that he's capably wrestling 300-pound defensive tackles is nothing short of extraordinary.

"I would tell you he's still learning," Reid said, "but he's making improvement every week. Sometimes he can take that step back and take a little bit of a bigger step forward. I think he's done that to this point."

*(Jeremy Maclin)*

## **Receiver Jeremy Maclin brings feisty, edgy attitude to Chiefs**

Terez Paylor  
Kansas City Star  
November 21, 2015

The moment Jeremy Maclin realized Charcandrick West just might take it to the house, he turned on the jets himself to sacrifice his body.

This was Sunday, the fourth quarter of the Chiefs' 29-13 win over Denver. The Chiefs already had a healthy 22-point lead at the time, which might have kept another wide receiver from making the choice Maclin did. But to him, it was about the principle of the thing.

Nevertheless, as West bore down on the Broncos' end zone, Maclin finally caught up with Broncos safety T.J. Ward, who was hot in pursuit of West, just inside the 5-yard line. Maclin then threw his body in front of Ward, and it was the last block West would need on an 80-yard catch-and-run touchdown that officially put the nail in the Broncos' coffin.

But Maclin would not have time to celebrate afterward; he was too busy giving Ward a piece of his mind. While both were going to the ground, Ward intentionally struck Maclin in the head, a 15-yard unsportsmanlike conduct penalty that got Ward ejected and ultimately fined \$10,000.

But before Ward could leave, he'd have to deal with Maclin, who immediately popped off the ground and got in Ward's face. Let's just say coaches and teammates were not surprised by this.

"Jeremy is a feisty guy, man — and a confident guy," Chiefs coach Andy Reid said. "That part could carry over to other people. He's going to play hard, you saw it in his blocking (Sunday). Not just the one where 43 (Ward) got ejected from the game, but on some of the other plays you saw him downfield blocking people.

"That's how he rolls, he's going to play the whole play. He played aggressive, tough, not going to back down from anybody."

Backup quarterback Chase Daniel added, "Oh yeah, he's always got an edge to him. What people don't realize is how physical a blocker he is in the run game. He likes to stick his head in there, get dirty a little bit. He doesn't like getting punked, and he felt like he got punked when T.J. did that, so it was fun to watch."

Maclin's reaction to Ward's dirty play has actually been a constant all season long. Turn on the tape of almost any game, and you can see Maclin, the Chiefs' \$55 million wide receiver, talking to an opposing defensive player at some point about something done to him — a verbal slight, a cheap shot, etc. It was all part of the Maclin package the Chiefs signed up for when they signed him to a five-year deal this offseason.

"He brings a little swag out there, and I love to see that," offensive coordinator Doug Pederson said. "He definitely brings a great quality of football skills to what we're doing offensively, and then with that, comes the rest. So it was kind of a football-first (decision to sign him), and then whatever's coming with it, we'll take it."

And while Maclin has lived up to his contract on the field, his intangibles have been a net gain, as well, as Maclin's teammates and coaches say his take-no-stuff attitude has not only helped him earn the respect of his offensive linemen, it's also rubbed off on his younger players.

"I think it's just (my) competitive nature," Maclin said. "I don't necessarily think it's a part of my game. ... I just think it's a grown-man mentality, you know? I'm not going to let anybody say anything to me crazy, you know what I mean?"

Perhaps the first sign that Maclin was a bit unlike anybody the Chiefs have had at receiver in a long time came during training camp in August. During one otherwise nondescript day, he and cornerback Marcus Cooper got into a scuffle after Cooper took Maclin to the ground while trying to defend a deep pass.

Maclin rose to his feet, took a few steps toward Cooper — his head cocked slightly — and pushed him. The two had to be separated, and the event ignited what turned out to be a spirited day of practice that featured a few other scuffles between the offense and defense.

Cooper says the two buried the incident immediately, and Maclin — who he calls the "ultimate competitor" — has his respect.

"He's everything you want in a guy," Cooper said. "He's going to come out there and he's going to try to be physical with you if that's the way to beat you. He's going to try to outsmart you ... he's trying to win every rep."

Maclin says that in general, he feels the need to stand up for himself. When someone tries to take a cheap shot, just to make it known that it won't be tolerated — not that day, not ever.

"I just think it's a mentality to let teams know that 'Hey, can't bully us — that's not what it's going to be like (today),' " Maclin said. "I think some teams, historically, come with that type of mind-set, with that type of reputation like 'Hey, we're going to try to bully you.' But it's not going to go down like that.

"If a guy pushes me, my goal is not necessarily to push him back; my goal is to say, 'Hey man, you better chill out' — it's that simple, you know what I mean? Sometimes, I think defensive backs think they're tougher because they play on defense as opposed to offense. Some guys do it, some guys don't, but like I said, it's just letting people know they're not going to do whatever they want to do (to me)."

Chiefs receiver Jason Avant, who was Maclin's teammate in Philadelphia from 2009 to 2012, says Maclin has always had a chip on his shoulder when it comes to his on-field play, which can be beneficial for a team provided you don't get penalties, which Maclin doesn't.

"This is a football game, it's a violent game — you don't want to have guys pushing you around, you don't want to acquiesce to anything in this game," Avant said. "Everything should be worked for and hard earned. So if a guy is pushing on you and stuff like that, it's a sign of disrespect. And in the game, you can't just have it."

Younger teammates say Maclin's attitude, which is also shared by Avant, emboldens them on the field.

"Oh, they never back down," rookie receiver Chris Conley said. "They're always going to take it to (people), sometimes to the point where you've got to pull them back a little bit. But that's what your teammates are there for."

Second-year receiver Albert Wilson said Maclin's physical play sets the tone for the other receivers.

"It gives you more confidence where you see he doesn't take anything and you're following behind him, so you don't take anything," Wilson said. "When you're playing with a certain attitude, the game goes better. The defense stops with the little nagging, the cheap shots. But if you just go without saying anything, they're going to keep doing it."

Aside from using his words, one of the ways Maclin, 27, likes to even the odds with defensive players is by being a selectively physical blocker. On run or pass plays where he recognizes that he has an opportunity to potentially spring a big block, he'll give good effort in trying to do so, even if it would take a cutback from several yards away to make worth it.

It's hardly something receivers get credit for, especially physically-gifted ones like Maclin who command fans' attention for their speed and ball skills.

But to him, blocking in Reid's offense — which is reliant on screens and stretching the field horizontally — is a necessity.

"You just have to be a team player," Maclin said. "I've said this all along, I've made my money. It's not about going out there and putting up 200 yards receiving every game. In crunch time, when my number is called, I'll be there ... even if you're on the back side of a run you always have to stay in tune with what's going on."

His linemen have taken notice of his effort, too. Center Mitch Morse, left guard Jeff Allen and right guard Laurent Duvernay-Tardif all mentioned that they appreciate Maclin's willingness to do the dirty work.

"That speaks volumes about how unselfish he is," Morse said.

Duvernay-Tardif even went as far to call Maclin one of the team's best open-field blockers.

"It sets the tempo and everybody kind of feeds off of it," he said.

Duvernay-Tardif was specifically referring to blocks like the one Maclin had on West's 80-yard touchdown, a display of effort that fired up Allen so much he actually mentioned it to Maclin after the game.

"I was like, 'Man, I didn't know you had that in you,' " Allen said. "He brought it out."

It should also be said that Maclin is doing the thing he was brought to Kansas City to do — catch passes. He's tied for the team lead with 45 catches, and has a team-leading 583 yards.

But Maclin knows that being a complete football player is about more than that. It's about setting a good example for his teammates, whether it's by standing up for himself on the field or by doing the dirty work as a blocker, all in the name of getting victories.

"I respect the guys who do everything," Maclin said. "It's not just about catching 15 balls for 200 and two touchdowns in a loss. You can have three (catches) or 17 (yards) like I did, hustle your butt off and come up big when your team needs it."



*(Eric Berry)*

## **With the support of Chiefs' 'family,' Eric Berry back to being himself**

Terez Paylor  
Kansas City Star  
November 25, 2015

Nearly 12 months after Eric Berry's scary Hodgkin lymphoma diagnosis, the reddish-brown hair is back on his head now, and so is the speed and playmaking ability that helped him earn three Pro Bowl berths in his first five years in the league.

Any doubt that remained about that was answered on one play he made Sunday, during the Chiefs' 33-3 win over the San Diego Chargers, when he sniffed out a quick screen, dived underneath a 330-pound offensive lineman and took out the legs of receiver Stevie Johnson to rack up an impressive solo tackle.

"That was a superior play," said Chiefs coach Andy Reid, who rarely uses such superlatives when describing anything his players do. "You just don't see that very often where he goes underneath an offensive lineman, pops up and makes a tackle on a screen — it was ninjasque."

It was the kind of play that has defensive coordinator Bob Sutton thinking that Berry, who has 41 tackles and two interceptions this season, is playing "as good as he's played" since the current staff arrived in 2013.

Sutton says Berry is playing faster than he did last year. He doesn't think Berry has lost weight, either. Instead, Sutton suspects the cancer ordeal — which Berry beat in under nine months — taught him to play looser.

"I think he's free," Sutton said. "It's really exciting to see him like that. He's playing great football right now."

Berry's recent play is a reason the Chiefs have bounced back to win their last four games and pull to 5-5 after a miserable 1-5 start. But so is their team camaraderie.

After their 33-3 win over the San Diego Chargers on Sunday, multiple Chiefs credited their locker-room character — in essence, their team unity — for keeping them from turning on one another during their 1-5 start, which certainly isn't always a given in the NFL.

Teams, of course, often talk about being a family. But with so many dollars on the line, few actually mean it.

“I think it’s a family — everybody’s close,” outside linebacker Justin Houston said earlier this season. “You can go in there and sit at any table at any time and talk to anybody at any time about anything ... I think it’s very rare. My first couple years, we didn’t have that. You couldn’t go to sit at the lunch table with anybody and have a good conversation.

“I think this is the first year I’m able to do that. I think the coaches, the GM, did a great job putting a good staff together and getting the right group of guys together.”

Reid echoed those thoughts on Monday, crediting general manager John Dorsey for putting together a group of players with “good souls.”

But some of this also falls on the players, and when it comes to leadership, few have been more influential than Houston, whose supportive acts during Berry’s cancer fight — he stayed with him intermittently and was always there for his friend — are examples of the type of tight-knit group the Chiefs have become.

“Justin’s a big part of that, you really saw him take over the leadership position last year of that defense,” Reid said. “And he and Eric are so close, not only do they live kind of close to each other, but they’re close from a player standpoint.

“And Justin comes from a family — like a huge family — so he understands family. If anybody on this team understands family, it’s him.”

It didn’t not take long for Houston and Berry to bond. When Houston arrived in Kansas City as a third-round pick in 2011 — one year after Berry arrived as a first-round pick — the two found plenty of common ground.

First, they were Georgia kids — Houston is from Statesboro while Berry is from Fairburn, which is about 3 1/2 hours away. And second, they were competitors committed to winning.

“Since I came in, he accepted me with open arms,” Houston said. “He was never hesitant about anything. I could go to him about anything, ask questions. Just being around him and being who he is, he’s a cool guy — you’d like to be around him.

The two even found common ground in shared tragedy. When Berry’s childhood home burned down in 2013, Houston could relate — the same happened to him in 2003, when he was just a ninth-grader.

“Eric did share with me that Justin’s house burned down, and they bonded off that,” said Berry’s mother, Carol.

So when Berry found out that he likely had Hodgkin lymphoma late last November, Houston was one of the first people to know, along with Berry’s family, of course.

“He called me and told me,” Houston said. “But I had a positive mind-set — I said it wasn’t what he thought it was, it would be alright, it would be cool.”

But in the meantime, Berry would need chemotherapy treatment. He opted to do it in Atlanta, so he could fight it with the support of family, and on the Monday following his last game in 2014 — the Chiefs’ 24-20 loss to the Oakland Raiders — Berry left Kansas City to return home, with Houston right there to send him off.

“Every time I think about it, when we left (that Monday), Justin was there,” Carol Berry said. “It broke my heart. It’s such a great story.”

But that was not the last the Berry family would see of Justin Houston. Since that day, Berry has thanked many people for supporting him in his recovery, but few were more supportive than Houston.

“Before that, we were tight, we were real good friends,” Berry said. “But after that, it did a lot for me because it was a rough point, a rough spot that I was in, and he was taking his off days to come down and visit me. It meant a lot and I really do appreciate it.”

In the month following Berry’s lymphoma diagnosis, the Chiefs’ organization stood behind him. BerryStrong became a hashtag, and decals were added to team apparel. A Berry sign was even hung outside the locker room.

But on the field, no player expressed more support for his teammate than Houston, who started lifting his jersey after every sack to reveal a T-shirt with Berry's number written on it, which was first written in marker and ultimately screen-printed.

It was a very visible show of support, but it didn't stop there. For most of the following month, Houston would quietly fly from Kansas City to Atlanta every Monday — the Chiefs' off day is Tuesday — to visit Berry and return before the practice week started on Wednesday.

Carol Berry remembers the first time Houston visited their home; she thought he was just coming to Georgia to see his family, first, and then drop by to see Berry. Nope.

"When Justin showed up at the door, I thought 'Oh, how sweet is that,' " she said. "I did not know he was staying with us."

But he did. When we came to visit, Houston would spend the night in a guest room and return to Kansas City the next day. Carol remembers Houston loving the cooking of Eric's father, James; Houston remembers watching television with Berry and his family.

"I was just there for support," Houston said. "Me being around him ... I never saw a point where he was down, so I couldn't tell if I was helping him or not. But I just knew me being around him, I felt like that was a good thing to do."

It was, Carol Berry said.

"They ate, James cooked, and they had a great time," said Carol Berry , who added that the value of a friendship like Houston's can't be measured. "It made Eric feel good."

Houston, however, was just one of many people to stand in Berry's corner during his recovery. Cornerback Sean Smith also visited, and Berry worked out with tight end Travis Kelce as he fought his way back.

Berry also thanked two of his longtime friends, Savion Frazier and Jason Stanley, for pushing him through his intense training as he worked his way through energy-sapping chemotherapy treatments.

And when Berry improbably returned to the team in time for training camp in July — somehow weighing a pound more than he did when he went into the grueling process — he was grateful for everyone who stood with him through tough times, including Houston.

“Houston, he was pushing me when I got back (to the team), saying ‘Come on man, let’s go, let’s go ... we talked about this on your couch back when you were taking chemo, we’re on a mission, we’ve got to get this done,’ ” Berry said.

“Just having people like that in your corner and helping you strive for greatness is good.”

By the time the regular season started in September, there was a notable change in the Chiefs’ locker room setup. Berry was back in his usual spot, surrounded by all the defensive backs, but to his left — in a locker that is typically occupied by a defensive back — was Houston.

For the first four years of Houston’s career, he’d sat across the room, directly next to his mentor, Tamba Hali. Derrick Johnson, however, wasn’t surprised by Houston’s move next to Berry.

“They’re real tight,” Johnson said, “and (Justin) wanted to move away from Tamba. Tamba’s a little messy, so that’s part of the reason, too.”

Johnson was joking, obviously, and Hali played along when asked about it later.

“I was offended,” Hali joked. “I really thought, like, I did something to Justin and, like, he didn’t want to sit next to me anymore.”

But in all seriousness, both Hali and Johnson knew what prompted the move.

“I know they’re cool, and last year, when Eric was battling cancer, it really hit Justin hard,” Hali said.

Like it did everyone, for that matter.

“Eric,” Johnson said, “means a lot to everybody.”

To Houston, Berry is somebody he always wants to be around, because the cancer ordeal proves tomorrow isn't promised to anybody. On this Thanksgiving, Berry definitely understands this more than most.

Almost one year to the day after receiving the scariest news of his life, Eric Berry is now healthy, playing the best football of his career and surrounded by a locker room that has his back and a family that loves him.

Berry is looking forward to celebrating the holiday with all of them, too. When he was a child, he used to spend the night before Thanksgiving with his grandma, helping her prepare the food. He did this until he went to college at Tennessee, but with a smile, he noted Sunday that his grandma would be coming back to Kansas City this week so they could revive the tradition.

"We're going to get down like we used to," Berry said with a grin.

And his teammates are invited, too — including Houston, of course.

"He can ask me for anything," Berry said, "and I'll be there for him."

And vice versa.

"Through tough times, you'll find out who your true friends are," Houston said. "Most guys, during tough times, they turn their back on you. I just wanted to show I was a true friend."

*(Ron Parker)*

## **Defensive back Ron Parker is Chiefs' 'ultimate team guy'**

Blair Kerkhoff  
Kansas City Star  
November 26, 2015

Last line of defenders are lumped together as defensive backs, but that generic term fails to explain the specific skill sets of the cornerbacks, safeties and nickel corners.

Ron Parker is an excellent source for this. He's played them all. "Whatever the coaches ask me to do, I try and do my best," Parker said.

That's a good thing because perhaps no player on the roster has been asked to shift more than Parker.

A year ago, Parker had 11 starts at strong safety and four at cornerback. He opened this year at safety.

But the season-ending injury to Phillip Gaines against the Green Bay Packers in the third game meant a move to the nickel corner and adjustment for Parker. "It was a big challenge, playing more nickel," Parker said. "At first I wasn't comfortable there. But it kind of played out the way it did when I moved to other positions. It's uncomfortable until I can work with it and rep in it."

Parker has started seven games at safety and three at nickel. He's second on the team in tackles with 45 after leading the team in that department last year, and he's come up big during the team's four-game winning streak that's resulted in a 5-5 record entering Sunday's home game against the Buffalo Bills.

Parker recorded two sacks against the Lions, doubling his career total, and had one of the Chiefs' five interceptions in the victory at Denver. On the season, Parker has 10 passes defended, second on the team to cornerback Marcus Peters' 14.

Beyond the stats sheet, Parker's acceptance of his changing roles and desire to pour everything into new ventures is what coach Andy Reid means when he repeats, "I like this team."

“There’s no question that no one wants to do a job they don’t feel like they’re prepared to do,” defensive coordinator Bob Sutton said. “But with Ron, it was, ‘OK, let’s go. Help me get ready.’”

“He’s the ultimate team guy.”

Prep work was the tough part. “That position is its own world,” Sutton said. “It’s not an easy job. You’re involved in a lot of things, from blitzing to cover in man and zone, and he’s done a really nice job.”

Parker’s athletic life has been defined by versatility. He played football, baseball and basketball at Beaufort High in South Carolina, and multiple positions at each sport. Parker said he was driven by curiosity. “I wanted to see what it was like playing different positions,” he said. “It’s always been my mentality.”

Parker enrolled at Independence Community College in Kansas and returned to his home state to finish school at Newberry College, where he became a three-time Division II All-America.

Parker put up big numbers in college, leading the conference in interceptions in each of his final two seasons but wasn’t invited to the NFL Combine. And he wasn’t selected in the draft.

He signed with Seattle in 2011 and appeared in five games with the Seahawks and Oakland Raiders that year. He played three games with the Carolina Panthers in 2012 before finding a home with the Chiefs in 2013.

He started to grow roots when Parker signed a five-year, \$30 million deal with the Chiefs after last season. “When I signed the deal and thought about the numbers, it felt unreal,” Parker said.

The Chiefs may have felt like they were getting a bargain, paying one player who can effectively play multiple positions. “When you’re moving around, the important thing is you have to know what’s going around you,” Parker said. “Where there’s help, what you can and can’t do. With me, it’s all about understanding the game. And then not going out there and moaning about being moved around.”



*(Mitch Morse)*

## **Rookie C Mitch Morse Has Been the Rock For an Ever-Changing Chiefs OL**

Pete Sweeney  
Chiefs.com  
November 27, 2015

The Kansas City Chiefs have played in 10 games, and throughout them, the starting offensive line combination has changed five times.

The Chiefs have had different left guards, different right guards, different left tackles and different right tackles.

But they have only had one center, a rookie, and the only player that has played in every single offensive snap in 2015.

His name is Mitch Morse.

“He’s getting better every week,” Chiefs head coach Andy Reid said of the offensive lineman on Wednesday. “He’s still got a ways to go and he’ll do that—that’s the way he’s wired. He’ll keep working. If he makes a mistake, he normally doesn’t make it twice. I think he’s becoming more confident each week.”

After an offseason departure at the center position, there was a question as to how the team was going to fill such an important role.

The answer came on night two of the NFL Draft.

General manager John Dorsey selected Morse, a Missouri Tiger, with Kansas City’s second-round pick at 49th overall.

On the telecast, NFL draft analyst Mike Mayock called Morse a future 10-year starter.

"I like the way he plays football," Dorsey said that night. "I think the coaches at Missouri have done a really nice job of developing him as he comes along. It's interesting because what they do is they play them at multiple positions during their career and that's helpful when they get to the National Football League."

Coming into the pros, Morse had college experience at right and left tackle, along with the center position. With the vacancy at center, the Chiefs announced Morse at that position on draft night.

At training camp, Morse started with the second-string team, but quickly moved up on the depth chart. By the middle of the preseason, it became clear the starting center role would be his.

10 games later and in the midst of a four-game winning streak, the Chiefs have to be happy looking back at their decision as Morse is among the top 10 of his position in the league (Pro Football Focus).

"He's come a really long way," quarterback Alex Smith said of Morse. "He's gotten a lot thrown at him. We've faced a lot of different types of fronts and different things and I think he's done such a great job learning week in and week out being able to handle all that stuff."

Off the field, Morse is mild mannered. He's easy to talk to. He can frequently be seen joking around with his teammates.

On the field, he's a force. He's athletic. When Smith drops back to pass, he gives him time. When Reid calls a screen, he zips to the outside to block. He's aided greatly in what has been a near seamless transition from Jamaal Charles to Charcandrick West.

But ask him about his personal success and he'll divert the conversation. More than simply his ability on the field, Morse has the makeup of what you want in the center of your line—he loves his team.

"I feel like we're marching along," he answered when asked about how his rookie season has gone thus far. "There have definitely been some learning experiences, but that's part of football especially as a rookie. I've been feeling like we've been doing real well and as long as we keep growing as an offensive unit, with the older guys helping us younger guys, collectively doing what we need to do, then we're going to be good."

It's no wonder why he has the whole coaching staff behind him.

"Mitch has improved every week and he's gotten a lot better," offensive coordinator Doug Pederson said. "He's seeing things a lot better. The game is slowing down for him."

When Ben Grubbs suffered a neck injury against the Pittsburgh Steelers in Week 7, the Chiefs inserted another veteran in Jeff Allen to the starting lineup, and that has seemed to only benefit the rookie.

"To have a guy like Jeff next to him – a veteran guy who's been in not only that center role but he's now playing that guard role, I think there's great communication there," Pederson added. "That's really everything with the offensive line - the communication level and having a guy like Jeff next to him has benefitted Mitch and is kind of keeping that offensive line going in the right direction."

This coming Sunday, Morse and the Chiefs face a Buffalo Bills team known for their aggressive style of defense and talented front seven.

"This week will be a big challenge for both he and I," Smith said, "more than usual because of all the different looks that defense does. We'll have to do a great job communicating up there making sure we're on the same page."

Using the last 10 games, and more specifically the last four, as evidence, that shouldn't be a problem.

"I feel like we're tough, man," Morse said. "I think these few weeks, what helped us win is we're a physical unit. We don't quit on plays and that's really helped us out, kind of set the tone for the offense and how the game's going to go."

The 2015 Chiefs offensive line: one of many changes with one powerful constant.

His name is Mitch Morse.

*(Dustin Colquitt)*

## **Chiefs' Dustin Colquitt mastered rugby kick to become elite**

Terez Paylor  
Kansas City Star  
November 28, 2015

When news spread of Dustin Colquitt's latest honor — he was named AFC special teams player of the week on Wednesday for the first time in his 11-year career — Chiefs kicker Cairo Santos was among many teammates who were not surprised in the least bit.

"We were talking about it this morning, among the players," Santos said. "I mean, that's just another day in the office for him. That's just what he does."

It probably should not come as a surprise, then, that special teams coach Dave Toub was similarly nonchalant.

"I'm not surprised at all," Toub said. "He's been very consistent this season. He's been having a great year."

This is the status the Chiefs' 33-year-old punter has reached among his teammates, and it is well deserved. Colquitt's touch on balls inside the 20, perhaps more than any other, reflects his skill, as he has finished in the top five of that category in five of the last six seasons.

Colquitt is on pace to do the same this season, too, as he is tied with St. Louis' Johnny Hekker with a league-leading 25 punts downed inside the 20-yard line, although Colquitt has done so on 13 fewer attempts.

And in the Chiefs' 33-3 win over the San Diego Chargers, he dropped four of his five punts inside the 20, a few days after Toub lavished a significant compliment on Colquitt's ability to do just that.

"I think he's the best there's ever been (at that), really," said Toub, who has been coaching NFL special teams for 15 years. "When you look at it, over the years, 40 percent of his kicks are inside the 20. It's unbelievable."

“I don’t know if there’s anybody that’s been even close to him – maybe the guy that was at the Giants for years, (Jeff) Feagles. But I don’t think there’s anybody else closer than him.”

Colquitt, it turns out, has perfected this skill with hard work and a not-so-secret weapon that San Diego Chargers punter Mike Scifres — yes, his AFC West rival — helped Colquitt hone.

“Yeah, it’s the evolution of the rugby kick down there,” Toub said. “It used to be coffin corner, (but) coffin corners no more. I mean, that was Feagles, what he used to be good at that, but now the rugby kick with the spin, when it hits, it comes back, so everybody goes with that. It’s a much more high-percentage kick — everybody has that now. You can’t be an NFL punter without having the rugby kick.”

Colquitt humbly accepts Toub’s praise about his touch inside the 20 — “I appreciate it, and it’s something we’ve worked on,” he says — but he is quick to note that he couldn’t have mastered it without the efforts of those who came before him.

“The rugby punt was introduced by (San Diego’s) Darren Bennett, and in my opinion, perfected by Mike Scifres, who we just played,” Colquitt said. “And then (Oakland’s) Shane Lechler took it over and really started being a powerhouse. I learned from them.”

When Colquitt entered the league in 2005, he did not use the rugby-style punt. But he remembers marveling at Scifres’ ability to drop punts inside the 20 using the technique — which often causes balls to bounce away from the end zone or spin dead, allowing for the coverage units to down the ball — and he started working diligently to add it to his arsenal.

But punting, like anything else, is a skill, and practice makes perfect. Colquitt says he worked on rugby punting for nearly 2 1/2 years before he introduced it in a game in 2009, all the while taking tips from Scifres on his technique before their bi-annual games against San Diego.

“During gamedays, pregame warmups, he’d actually go, ‘Yeah it’s not ready yet’ or he’d tell me what I was doing wrong, which is unbelievable for him to stand out and do that,” said Colquitt. “I’m right-handed anyway, so dropping a ball with my (left) hand, learning how to do that and learning a different drop for the rugby punt was a difficult thing, so for him to help me out like that, I really appreciate that.”

And if you’re surprised an opponent would help an opponent in this manner, don’t be. There are only 32 punters in the NFL, so they tend to stick together.

“It’s just like a golfer and stuff like that,” Colquitt said. “If you see somebody doing something, guys will come over and say, ‘Hey, you’re doing this or you’re looking up too soon or whatever it is. It’s a small league.’”

And they’re all using the rugby kick.

“I have to say 95 percent of the guys do rugby punts now, just because the percentage is so high to keep the ball in play, and touchbacks really kind of kill you,” Colquitt said. “That’s 20 yards of hidden field position that can really hurt your team.”

While a typical punt is more like a handshake — you’re holding the football like you’re shaking a hand, Colquitt said — on the rugby punt, Colquitt holds the bottom third of the football and just lets it go.

“Think of a trap door release,” Colquitt said. “You’re dropping the nose straight down so you hit the bottom third, just like a kickoff.”

It takes a while to get a feel for it — hence the reason it took him two-plus years of practice before he felt comfortable unveiling it — and it’s something that requires constant work, which Toub always ensures they get.

“That’s something that, on days where I don’t want to do it in training camp or offseason, he’s like ‘No, no, no, we’re getting at least five of these in,’ ” Colquitt said. “He says we need gunner work, but what he’s telling me is: ‘Don’t take your foot off the pedal. Let’s keep going.’ ”

But while Toub is willing — and able — to motivate players the hard way, he says he never has to do that with Colquitt, which coaches say is another thing that makes him special.

“He looks at it as an art craft, he takes pride in it,” Toub said. “He’s so disappointed when he hits a touchback. I mean, it really crushes him.”

Santos agrees.

“He gets very upset when it’s a touchback, as any punter would, just because he likes to be aggressive,” Santos said. “It’s a high-risk, high-reward. Lately, he’s been getting rewarded a lot.”

And on the rare occasions he shanks a punt, watch out. Colquitt did that on a 19-yard punt in the fourth quarter against the Vikings in mid-October, and was visibly annoyed long after the 16-10 loss.

“We were experiencing some crazy winds that game, and they were (coming) out of nowhere,” Santos said. “We’d be down the middle and then we’d just feel a gust. I remember him telling me, he was like, ‘Dude, what’s wrong with this place?’ It wasn’t windy, you’d just feel like a gust and he’s like, falling out of his stance. It was a tough place to deal with, but he bounced back.”

In a big way. In the four games since, he’s dropped 11 out of 17 punts inside the 20, while the other six have been fair caught. Only four, meanwhile, have been returned for a total of 15 yards.

Just more of the usual from one of the league’s best punters, and a man who never ceases to impress his teammates.

“I think I’m lucky to be able to watch him day in and day out in practice and in games,” Santos said. “He’s taken the inside-the-20 stat to another level. To him, it’s inside the 10, inside the 5. That’s how he is.”

*(Tamba Hali)*

## **Tamba Hali beat odds to become one of NFL's great pass-rushers**

Adam Teicher  
ESPN  
December 1, 2015

KANSAS CITY, Mo. -- Over the years, the Kansas City Chiefs have drafted more than one player they thought had the ability to become an elite NFL pass-rusher.

Then there was Tamba Hali, the Chiefs' first-round draft pick in 2006. In him, the Chiefs saw a raw player who always tried hard. Maybe, they thought, he could eventually develop into a nice complementary player.

But they didn't think he could be what he has become -- not a top-50 all-time pass-rusher. He was too slow. He wasn't strong enough.

What has happened has surprised even Hali himself.

"I tried to run a 4.6, and I ran a 4.8," Hali said, referring to his college times in the 40-yard dash. "I wanted to bench [press] a lot. I didn't. There are goals for myself that I never accomplished, so I would probably agree with you that you wouldn't think I'd be in this conversation.

"It's humbling to know. It takes a lot of work to get to where I am."

Hali, who is second on the Chiefs in sacks this season with 6.5, recently moved into the top 50 on the NFL's all-time list. He has 86 career sacks, which ties him with former New England Patriot and Cleveland Brown Willie McGinest for 48th all time.

That's the thing about Hali: He is fueled by his failures -- not his successes. If it were the other way around, Hali might not have lasted for his 10th NFL season.

But Hali plays so hard -- as if his job depends on his getting to the quarterback on every play -- that his effort increases every time he doesn't get there in time.



Being known as much for his effort as his ability doesn't bother Hali. Instead, he wears it like a badge of honor.

"Part of my job is to hustle," he said. "It didn't come naturally to me. Some guys are naturally strong or just flat-out fast. The game I play, it has to do with longevity, the toughness of the man and enduring the pain and everything, going through all the aches and still being accountable, available.

"That means a lot to me -- more than just having raw talent. Guys who are talented but don't work at it, it's just for a flash, and then they're gone. You have to have talent, but you have to work and work tirelessly until it becomes second nature to you."

When people around the NFL talk about Hali, the first thing they mention is his effort. His talent is often an afterthought.

Hali isn't fast, but he has great closing speed. He showed that Sunday, when he ran around Buffalo tackle Seantrel Henderson and stripped Bills quarterback Tyrod Taylor from behind for the Chiefs' only sack of the game.

"He's not going to run a fast 40," said Herm Edwards, the Chiefs' coach when Hali was drafted. "But 10 yards? Oh, boy. He gets off the ball that way. We understood that when we drafted the guy. He was just learning to play the game. We knew he would figure the game out because we knew he would work at it."

When Hali says he has to work tirelessly to make football second nature, he means it. Hali, who moved to the United States from Liberia when he was 10, didn't grow up in a football culture. He spent his early years in the U.S. learning to read and write a new language.

"You have to understand that I came to the United States in 1994, and I was just starting to read [English]," he said. "Playing football was just something fun for me. It wasn't a goal. I went out and played, and I did well, but I didn't know what college scholarships were. I didn't understand that process.

"So even when I got to Penn State, the NFL wasn't a goal I set. I wanted to go to school and get a degree. My junior year, my coach sat me down and just basically said, 'If you want to play on the next level, you have to get to the quarterback.' The following year, I got to the quarterback."

Since joining the Chiefs, Hali has been fortunate to play with a couple premier pass-rushers: first Jared Allen and later Justin Houston. They are the pass-rushers who generally demanded the most attention from opponents on a down-by-down basis.

But Hali flourished in the years between Allen's departure and Houston's arrival. Hali had his career high of 14.5 sacks in 2010, two years after the Chiefs traded Allen to the Vikings and one year before they drafted Houston.

One thing Hali had to learn was how to play through injuries. He initially adopted the natural approach of wanting to sit out until all the aches and pains were gone. Edwards, among others, eventually helped prod Hali to take the opposite approach.

Since then, he hasn't missed a game in the past season-and-a-half, despite an ailing knee that many weeks prevents him from completing the practice week.

"That was the hardest part for me," Hali said. "Once you can get over that 'I'm hurt, I'm injured, I can't go,' once you get of that mind that 'I'm going to be out there, regardless,' you start realizing once you're out there how much of a threat you are even when you're not at your best."

In Hali's case, that means winding up his NFL career among the top 50 pass-rushers all time.

"I'm happy for Tamba, happy that he could finish his career in Kansas City," Edwards said. "He's going to go down as one of the better guys to play that position."

*(Derrick Johnson)*

## **Chiefs linebacker Derrick Johnson is playing better than ever, and here's why that's remarkable**

Sam Mellinger  
Kansas City Star  
December 18, 2015

A ruptured Achilles' tendon means an All-Pro linebacker's body is as useful on an NFL team as your neighbor's. But the mind is a different thing entirely, so Derrick Johnson's family grew used to a sort of a next-level broadcast during Chiefs games last year.

They met most Sundays at Johnson's house in Austin, Texas, maintaining the tradition of a dozen or so gathering for Beverly Johnson's famous breakfasts — pancakes, biscuits, omelettes, hash browns, fruit, bacon, you name it.

Once the game started, Johnson took his place on the couch and just could not help himself. The Achilles' in his right leg ripped in the Chiefs' season opener, and that kind of injury has killed many careers — careers of younger men, and of men who rely less on speed on quickness than Johnson.

He knew that, but he buried the scary facts under a carpet of positivity. During the week, it was non-stop workouts at the Total Athlete gym he runs with his brother Dwight. And on Sundays, it was watching his teammates, as involved in the game as a person can possibly be from his living room.

"That was hard," Derrick said.

"Every game, at some point, it was, 'Boy, I wish I could be out there,' " said Beverly, Derrick's mother.

"He's just so antsy," Dwight said. "It was, 'It's a slant! It's a slant!' Or, 'Cover 2! Get in Cover 2!' He's calling it out from the couch, because he knows the tendencies of all the teams."

Johnson is back on the field now, which is significant on its own. A study released seven years ago — researchers are working on an update — found that at least half of the athletes who rupture their Achilles' tendon never return to competition. It is, perhaps, the worst injury an

athlete can suffer. The effects are worse for those who rely on speed, and worse still the older they are.

For Johnson, who turned 33 last month, the best outcome seemed to be a return with noticeably reduced effectiveness.

Instead, he is playing every bit as well as he did before the injury. Perhaps better. He thinks he is faster than ever, and Chiefs coach Andy Reid said Johnson is as good or better than the year before he was hurt.

Johnson leads the Chiefs and entered this week's games eighth in the NFL in tackles. Pro Football Focus rates Johnson as the second-best inside linebacker in the league this season, and the website's metrics say he's on pace for the best season of his career. It is hard to imagine the Chiefs carrying one of the league's best defenses or a seven-game win streak into today's game at Baltimore without Johnson's remarkable recovery.

Eric Berry's return from Hodgkin lymphoma is without peer in the NFL, but Johnson's rebound from his own injury could be without precedent. Selene Parekh, an associate professor at Duke's orthopedic surgery department, has done extensive research into Achilles' injuries and says he does not know of an athlete Johnson's age who has made such a full recovery.

"I don't," he said. "I can't think of anyone. I'll go back tonight and see if I'm just forgetting anyone, and if so, send you an email."

He did not send an email.

Physical recovery starts with the mind. This is how Johnson sees it, anyway. You cannot rehab an injury — heck, you can't do anything worth doing, really — without first believing you can do it.

Sure, he knew the statistics. Knew that his might have been the worst possible injury for a 30-something linebacker who made his impact with speed and explosiveness. So he focused on the positives.

When he talked of the injury, he focused on the talent of his surgeon, the improving techniques of the surgery, the knowledge of the people guiding his rehab, and the resources available to him at his gym in Austin. Being able to measure progress and exchange motivation with Mike DeVito, the teammate who suffered the same injury in the same game, was a help.

Even when Johnson could barely walk — and when he says this, he hunches his back, and pantomimes an elderly man's gait — he kept a strong mind and said, "Hey, I'm walking already!"

Instead of thinking about the statistics, he called or studied success stories like Robert Mathis and Terrell Suggs.

"You speak things into existence," Dwight said. "What you put into life is what you get back. We believe that."

Optimism can only go so far, though. At the beginning of the season, Johnson talked about being completely back to full strength. He said there was some fine-tuning to do — train your eyes, is his term — but that in practical and physical terms he was the same player from before.

He now sees that was more of him "speaking things into existence" than literal truth. At that point, the focus from the outside was primarily on the simple fact that he was returning (though, understandably, most of the "return" focus was on Berry) and that he began the season just 15 tackles short of the Chiefs' all-time franchise record.

He passed Gary Spani's mark in the third game of the season, a blowout loss at Green Bay, but needed another month before he felt right.

Because when Johnson is asked to be self-reflective about his season, he thinks of the Lions game in London as the turning point. Before that game, he made some big plays, but not enough. At least, not enough to his standards. He has always been an overachiever, a perfectionist, and to him, if he's not making what he calls "impact" or "preventative" plays, well, you could anybody to merely fill a position.

But from the Lions game on, those important plays have become routine. He doesn't list them, but if you go back and watch him in each of the Chiefs' last six games you can see what he's probably talking about.

Against Detroit, he showed blitz over the center, but then came around the outside on a stunt, perfectly timing his move to confuse the offensive line and sack Matthew Stafford unblocked.

At Denver, he made tackles on both sidelines, and timed and disguised another blitz perfectly to sack Peyton Manning.

At San Diego, he had perfect coverage on a well-run route and well-run throw to Ladarius Green, diving across the body and knocking the pass down.

Against Buffalo, he found himself isolated in coverage against LeSean McCoy in the end zone, a linebacker shadowing one of the game's great playmakers and deflecting the pass to save a touchdown.

At Oakland, he made two drive-stalling plays on Latavious Murray in a row — swooshing around the linemen to stop a run for no gain, and, with David Carr calling out Johnson's number before the snap, reading an underneath throw and making the tackle for no gain.

Against the Chargers, he dropped into coverage and killed the last drive before halftime by intercepting a deflected pass.

These are just moments — snippets from each game — but they are largely how Johnson judges his worth. For the most part, these are plays Johnson makes with his quick mind and quicker feet.

A hundred and fifty-one games have a way of giving a man an edge if his body can keep up, and to hear Johnson tell it, the reason his body is keeping up has only a little bit to do with the tackles record.

"I have a lot of things to get done," he said.

The record is nice, just like another year at the Pro Bowl or being voted All-Pro would be nice. But that's not why he came back. He has never been part of a playoff winner. Just three Wild Card Game losses in 11 seasons.

A year of rehab gives a man time to think, and Johnson is sure of two things: the Chiefs would have made the playoffs last year if he'd stayed healthy, and this is the best chance he's had yet of postseason success.

"Yes, it is," Johnson said. "It's easy to say that right now with the momentum we have. But looking at the beginning of the year, I thought this was the best roster I've been on."

*(Alex Smith)*

## **How Alex Smith's running ability has lifted the Chiefs' offense**

Terez Paylor  
Kansas City Star  
December 19, 2015

With 16 seconds left in the first half of their showdown against San Diego last Sunday, quarterback Alex Smith showed why his mobility in the pocket has long been considered a strength.

The Chiefs had the ball at the Chargers' 40-yard line and were looking to pad a seven-point lead. On second and 10, Smith received the shotgun snap and scanned his downfield options. He was not looking to run, but the protection up front was good, and as the Chargers' defensive backs dropped deep in man coverage, he spotted the back of their jerseys.

At this point, his instincts took over. With pass rushers closing in, Smith spotted a running lane to his left and sprinted 18 yards before ducking out of bounds at the 22-yard line with 7 seconds left. Kicker Cairo Santos' ensuing field goal gave the Chiefs a 10-point halftime lead and a crucial cushion down the stretch of a 10-3 victory.

"That scramble right before the half won us the game," backup quarterback Chase Daniel said. "It was awesome for him. I know he enjoys running, getting a little dirty every once in a while."

Indeed. The play was, in many ways, an example of the way Smith has lifted the Chiefs during their seven-game winning streak, both with his mind and his legs, as he ranks fourth among quarterbacks in rushing with 366 yards, while his long of 49 yards ranks second.

There is an art to being a mobile quarterback in the NFL, one that Smith has excelled at the last several games. Run too much, and it can limit the effectiveness of the designed plays. Run too little, and you're a sitting duck in the pocket.

Mobile quarterbacks also need to protect themselves beyond the line of scrimmage, where angry defenders lick their chops to light them up. That's why quarterbacks almost always slide before contact, which Smith does, but with a flair — and a defensive, spikes-up style — that his teammates rib him for, though ultimately concede its effectiveness.

This is all part of the Alex Smith package, which has helped the Chiefs rebound from a 1-5 start to an 8-5 record heading into their road game against Baltimore today.

"I think throughout his career, he's had a pretty good feel for that," coach Andy Reid said of his 31-year-old quarterback's rushing ability. "The linemen, there are seams there that are created, so if he has to go, he's got to go."

"The one good thing about him is he always has his eyes downfield and looking to get it to the receivers, if possible — (running) is kind of the last resort there."

While the offensive line has improved the last two months, Smith's ability to remain poised in the pocket and escape trouble, when necessary, has played a big role in them going from allowing four sacks per game during the 1-5 start to a little more than two during the seven-game winning streak.

"Ideally, you don't want to make a mistake (up front)," right guard Laurent Duvernay-Tardif said. "But when you see your quarterback running ... it gets you pumped because you know your quarterback is with you."

During the winning streak, O-line coach Andy Heck's group has adopted an inside-out philosophy in pass protection designed to simplify the scheme and protect Smith from having to deal with free rushers up the middle.

Also, the Chiefs have developed a counter, of sorts, to all the stunts and defensive-line games teams tortured them with earlier this season. It has not been rare to see them pushing stunting defensive linemen wider upfield, which creates natural rushing lanes for Smith.

Smith's athleticism — he ran a respectable 4.71 at the 2005 NFL Combine and was an option quarterback in college at Utah — poses problems for defenses. But Smith remains a pass-first quarterback and plays for a head coach in Reid who specializes in throwing the football.

"I just think that it helps you in your run-pass options at the line of scrimmage," offensive coordinator Doug Pederson said.

But Smith's awareness and athleticism aren't the only things that make him an effective runner. His occasional jump slide at the end of runs — when he leaps into the air with gusto and slides



with his spikes up, Ty Cobb style — have become the stuff of legend in the Chiefs' quarterback room. "The quarterbacks give me a hard time about it," Smith said with a laugh.

Smith, however, says he does it for two reasons.

"One is if you slide and you hydroplane, (the officials) mark you down pretty far back," Smith said. "It makes a difference of 4 or 5 yards ... I think if I jump into it, I'll get half that back."

And the second part of it — and why his coaches condone it — is for his own protection.

"You're sliding (normally) and you're really vulnerable," Smith said. "Some of (what I do) is to try to get something in front that, if someone was coming (at me hard) like that, maybe you've got a better chance to protect yourself."

Backup quarterback Aaron Murray said it looks as if Smith is "trying to kill somebody" when he slides.

"It's just funny to watch on the film," Murray said. "He's literally jumping in the air."

Daniel, who uses a more conventional approach to sliding, also gets a good laugh out of Smith's technique, but he doesn't doubt its effectiveness.

"When it comes to running ability, you can put Alex up there with some of the best to ever play the game," Daniel said.

"He's so athletic, he's so smart ... he doesn't look to run, but when he sees an opening, he knows how to run, how to get down and how not to take a hit."

Smith says the latter is something he's developed with age, and something he will surely continue to do down the stretch as the Chiefs continue their march to the playoffs.

"You learn it over time," Smith said. "I think you just get better at knowing the game situation and playing fast and being smart about it. And I think I've gotten a lot better at that as I've gotten older and played more."

*(Eric Berry)*

## **Eric Berry's cancer doctor is 'truly awed' he made the Pro Bowl**

Sam Gardner  
FOX Sports  
December 23, 2015

Last December, Kansas City Chiefs safety Eric Berry was diagnosed with Hodgkin's disease after an MRI revealed a mass on the right side of his chest. Doctors initially described the cancer as "very treatable and potentially curable," but the news, like any cancer diagnosis, put Berry's future as a professional football player very much in doubt.

Less than seven months later, however, Berry learned that he was cancer-free. By the end of July, he was cleared to practice, and in mid-August he was on the field for the Chiefs' first preseason game.

There were still questions to be answered about how Berry's lymphoma battle would affect his play once the regular season started, of course. But through 14 games, Berry has looked very much like the Berry of old, with two interceptions and 58 tackles for 9-5 Kansas City, which can potentially clinch a playoff spot this weekend.

Berry's return to form was only further confirmed on Tuesday night, when he was rewarded with his fourth Pro Bowl selection, a distinction that thrilled Dr. Christopher Flowers, who diagnosed and treated Berry at Emory University's Winship Cancer Institute.

"I was truly awed by the incredible achievement," Flowers told FOX Sports. "I reached out to him today to congratulate him, and Eric is really, truly a testament to the great will and spirit of an individual in overcoming this cancer. He's been a fighter through all of his therapy so far and has really had the best outcome that we could have possibly hoped for him at this point."

Throughout his fight, Berry remained determined to not miss any time as a result of the disease. And according to Flowers, a battle like the one Berry fought is nothing short of commendable.

"He was treated with what was a multi-agent, multi-drug chemotherapy that typically lasts several months, and I tell people going through this that have standard desk jobs that this is the kind of treatment that will take somewhere from three and six months to recover back to performing their usual duties," Flowers said.

The fact that Berry's job is the farthest thing imaginable from a standard desk job makes it all the more impressive the he was able to return to the field at a Pro Bowl level less than a year

after his original diagnosis. That isn't lost on Flowers' other patients, either, as he said they regularly use Berry's story as a source of their own motivation.

"There have been numerous patients, treated at my clinic and other clinics at the Winship Cancer Institute, who were receiving care at the same time and even afterward, who found his story inspirational," Flowers said. "And they really use this as a drive to be able to continue on in their own care as they battle against lymphoma and against other cancers.

"I can't tell you how many times patients or patients' families have reached out to me because of Eric's story. These are people who want to seek additional care or to seek additional opinions or pursue new therapies and face their own cancer care in courageous ways because of the things that Eric has been able to do."