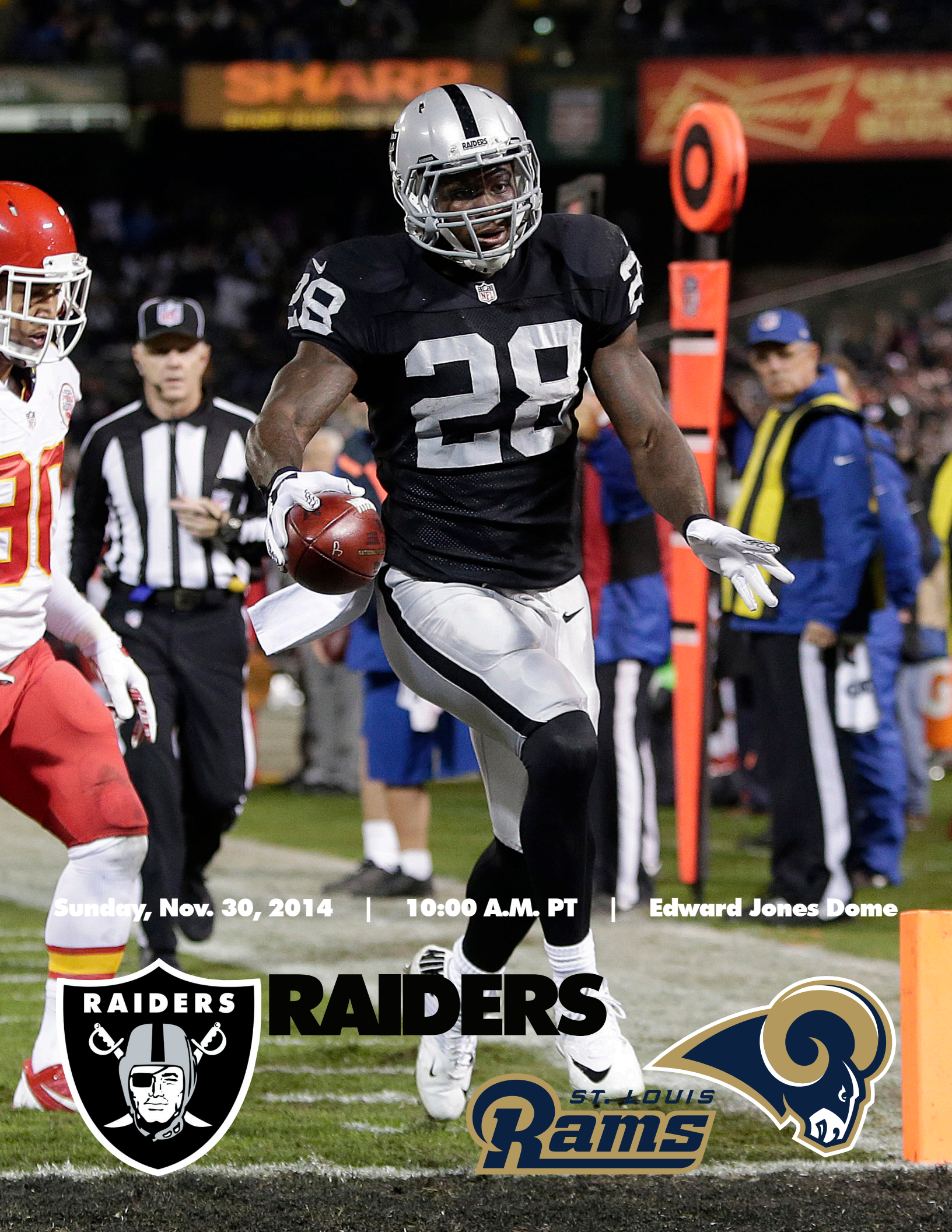
Sunday, Nov. 30, 2014 | 10:00 A.M. PT | Edward Jones Dome
RAIDERS
RAIDERS
ST. LOUIS
Rams

OAKLAND RAIDERS WEEKLY RELEASE

Week 13

1220 Harbor Bay Parkway | Alameda, CA 94502 | raiders.com

Sunday, Nov. 30, 2014 | 10:00 A.M. PT | Edward Jones Dome

OAKLAND RAIDERS (1-10)
vs.
ST. LOUIS RAMS (4-7)

GAME PREVIEW

The Oakland Raiders will take on another NFC West opponent this weekend as they travel to St. Louis to play the Rams at the Edward Jones Dome on Sunday, Nov. 30 at 10:00 a.m. PT. Sunday's contest will mark the third of four match-ups against NFC West opponents for the Silver and Black, with a final game against the San Francisco 49ers next week. It will also mark the second consecutive game for the Raiders against a team from Missouri, having beaten the Kansas City Chiefs last Thursday night for their first win of the season. This will be Oakland's first game against the Rams since 2010 and first trip to St. Louis since 2006. Last week, the Raiders earned their first victory of the season on Thursday Night Football, taking down the Chiefs, 24-20, at home, while the Rams fell at the hands of the San Diego Chargers, 24-27.

The Raiders' first and only primetime game of 2014 was a memorable one at O.co Coliseum last Thursday, ending in a victory over the Chiefs. **RB Latavius Murray** broke through in the first half, registering his first two career touchdowns, including a 90-yard run in the second quarter. Murray became the first player in NFL history to gain at least 110 rushing yards on five or fewer carries, posting four rushes for 112 yards (28.0 avg.) before leaving the game due to injury. **S Charles Woodson** made a little history of his own, registering one sack, becoming the first player since sacks became an official statistic in 1982 with 50 career interceptions and 20 career sacks. **QB Derek Carr** was in command throughout the game, and led a fourth-quarter game-winnning touchdown drive, coming back from a three-point deficit, that culminated with a touchdown pass to **WR James Jones** with 1:42 remaining.

Next week, the Raiders will compete in the Battle of the Bay, hosting the San Francisco 49ers at O.co Coliseum, while the Rams will travel to Washington, D.C. to play the Redskins.

2014 SCHEDULE/RESULTS

REGULAR SEASON		(1-10)	
Sun., Sept. 7	at	New York Jets	L, 14-19
Sun., Sept. 14		**HOUSTON TEXANS**	**L, 14-30**
Sun., Sept. 21	at	New England Patriots	L, 9-16
Sun., Sept. 28		**MIAMI DOLPHINS (LONDON)**	**L, 14-38**
		Open Date	
Sun., Oct. 12		**SAN DIEGO CHARGERS**	**L, 28-31**
Sun., Oct. 19		**ARIZONA CARDINALS**	**L, 13-24**
Sun., Oct. 26	at	Cleveland Browns	L, 13-23
Sun., Nov. 2	at	Seattle Seahawks	L, 24-30
Sun., Nov. 9		**DENVER BRONCOS**	**L, 17-41**
Sun., Nov. 16	at	San Diego Chargers	L, 6-13
Thu., Nov. 20		**KANSAS CITY CHIEFS**	**W, 24-20**
Sun., Nov. 30	at	St. Louis Rams	10:00 a.m. PT
Sun., Dec. 7		**SAN FRANCISCO 49ERS**	**1:25 p.m. PT**
Sun., Dec. 14	at	Kansas City Chiefs	10:00 a.m. PT
Sun., Dec. 21		**BUFFALO BILLS**	**1:25 p.m. PT**
Sun., Dec. 28	at	Denver Broncos	1:25 p.m. PT

THE SETTING

Date: Sunday, November 30
Kickoff: 10:00 a.m. PT
Site: Edward Jones Dome (1995)
Capacity/surface: 66,000/FieldTurf
Regular Season: Raiders lead, 8-4

QUOTING SPARANO

"[Thursday], they just refused to give up the rope. My hat is off to the people in that locker room. Greatest feeling in the world is to see them smile. That's a helluva of a bunch of guys. They don't stop playing. They play hard. We don't always do it right, but they play hard. If you play with that kind of effort, good things will happen. I'm proud of them. Credit to the team across [Kansas City Chiefs] - they're a good football team. They're going to be there at the end. Today was our day." ***- Raiders Interim Head Coach Tony Sparano***

BROADCAST INFORMATION

TELEVISION
CBS
Play-by-play: Andrew Catalon
Color Analyst: Steve Beuerlein
Producer: Ryan Galvin
Director: Andy Goldberg

LOCAL RADIO
Raiders Radio Network (31 stations)
Flagship: 95.7 The Game
Play-by-play: Greg Papa
Color Analyst: Tom Flores
Sideline: Lincoln Kennedy

SPANISH RADIO
Flagship: KSOL 98.9 FM (Radio Estereo Sol, 98.9 y 99.1)
Play-by-play: Fernando Arias
Color Analyst: Ambrosio Rico

Will Kiss, Director of Media Relations - (510) 780-3020 | Erin Exum, Media Relations Coordinator - (510) 780-3219 | Billy Jones, Media Relations Coordinator - (510) 780-3028
Adam Klionsky, Media Relations Assistant - (510) 780-3014 | Chelsea Parker, Media Relations Assistant - (510) 780-3038

RAIDERS VS. RAMS

NOTABLE CONNECTIONS

Pro Connections

- Raiders **special teams coordinator Bobby April** served in the same capacity with the St. Louis Rams from 2001-03.

- Raiders **offensive coordinator Greg Olson** served as the Rams' offensive coordinator from 2006-07.

- Raiders **senior offensive assistant Al Saunders** was the Assistant Head Coach/receivers (1999-2000) and offensive coordinator (2008) for the Rams.

- Raiders **LB Ray-Ray Armstrong** played in 20 games for the Rams from 2013-14.

- Rams **T Joe Barksdale** was selected in the third round of the 2011 NFL Draft by the Oakland Raiders. He played in 16 games with Oakland in 2011.

- Rams **LB Marshall McFadden** spent time with the Raiders during the 2013 season, seeing action in four games. He also spent the 2014 training camp with Oakland.

- Rams **special teams coordinator John Fassel** spent four seasons with the Oakland Raiders as a special teams quality control coach (2008) and as special teams coordinator (2009-11).

- Rams **defensive line coach Mike Waufle** served two stints as the Raiders' defensive line coach, 1998-2003 and 2010-11. He helped the Raiders earn three AFC West titles and one AFC Championship during his first tenure in Oakland.

- Raiders **General Manager Reggie McKenzie** played in two games with the San Francisco 49ers in 1992 while Rams **Head Coach Jeff Fisher** was the defensive backs coach and **wide receivers coach Ray Sherman** coached the receivers.

- Raiders **assistant defensive backs coach Marcus Robertson** (safety) played for Rams **Head Coach Jeff Fisher** from 1994-2000 when Fisher was head coach of the Tennessee Titans. Rams **defensive coordinator Gregg Williams** was the defensive coordinator from 1997-2000 and **assistant linebackers coach Joe Bowden** played linebacker from 1998-99. Fisher then gave Robertson his first coaching job as the Titans' assistant secondary coach (2007-08) and secondary coach (2009-11).

College Connections

- Raiders **senior offensive assistant Al Saunders** coached wide receivers at Missouri in 1972.

- Rams **assistant wide receivers coach Kenan Smith** was a two-sport athlete (football and track and field) at Sacramento State from 1999-2003.

- Rams **defensive line coach Mike Waufle** coached the defensive line at Cal from 1992-97.

- Rams **quarterbacks coach Frank Cignetti** was the offensive coordinator/quarterbacks coach at Cal in 2008.

- Raiders **T Menelik Watson** and Rams **DB Lamarcus Joyner** played together at Florida State University in 2012, each being selected in the second round of their respective drafts (2013 and 2014).

Raiders from Missouri and Rams from Northern California/Hometown Connections

- Raiders **CB Tarell Brown** and Rams **assistant linebackers coach Joe Bowden** both are natives of Mesquite, Texas and attended North Mesquite High School.

- Rams **wide receivers coach Ray Sherman** is a native of Berkeley, Calif. and played collegiately at Fresno State. Sherman went on to coach in the region at San Jose State (graduate assistant, 1974) and Cal (defensive backs, 1975; running backs/slot backs, 1981).

- Rams **offensive quality control coach Andy Sugarman** is a Northern California native, attending Acalanes High School in Lafayette, Calif. Sugarman went on to attend Cal, where he began his coaching career as an offensive/special teams assistant (1991-97).

- Rams **DT Ethan Westbrooks** is a native of Oakland, Calif. and attended Franklin High School in Elk Grove, Calif.

- Rams **CB Trumaine Johnson** is from Stockton, Calif. and attended Edison High School (Stockton).

- Rams **S T.J. McDonald** is from Fresno, Calif. and attended Edison High School.

2014 RANKINGS

OFFENSE

	RAIDERS		RAMS	
Category	Stats	Rank	Stats	Rank
Total Offense	283.2	32	313.3	27
Rush Offense	73.5	32	101.4	19
Pass Offense	209.6	26	211.9	25
Points Per Game	16.0	31	19.0	25
Third-Down Off. %	35.3	28	38.1	25
Fourth-Down Off. %	81.8	1	50.0	14t
Red Zone Off. (TD%)	77.8	1	51.7	20

DEFENSE

	RAIDERS		RAMS	
Category	Stats	Rank	Stats	Rank
Total Defense	360.5	18	366.7	19
Rush Defense	126.7	25	115.8	19t
Pass Defense	233.7	12	250.9	29
Points Per Game	25.9	23t	25.9	23t
Third-Down Def. %	42.1	23	41.0	14
Fourth-Down Def. %	28.6	4t	0.0	1t
Red Zone Def. (TD%)	48.8	9	46.7	5

TEAM

	RAIDERS		RAMS	
Category	Stats	Rank	Stats	Rank
Turnover Ratio	-13	32	-3	22t
Penalties	75	17	83	24t
Penalty Yards	586	13	791	30

WEEKLY SCHEDULE

Wednesday, Nov. 26
9:30 a.m. (approx.) ..... Rams Conference Call Head Coach Jeff Fisher
11:00 a.m. (approx.) ..... Rams Conference Call S T.J. McDonald
11:49 a.m. - 12:19 p.m. (approx.) ..... Practice, open to media; Videography/photography limited
1:50 p.m. (approx.) ..... Interim Head Coach Tony Sparano followed by QB Derek Carr available in media room
2:05 - 2:50 p.m. (approx.) ..... Locker room open to media

Thursday, Nov. 27
10:39 a.m. - 11:09 a.m. (approx.) ..... Practice, open to media; Videography/photography limited
12:30 p.m. (approx.) ..... Interim Head Coach Tony Sparano, offensive coordinator Greg Olson and defensive coordinator Jason Tarver available in media room
12:45 - 1:30 p.m. (approx.) ..... Locker room open to media

Friday, Nov. 28
11:55 a.m. - 12:25 p.m. (approx.) ..... Practice, open to media; Videography/photography limited
1:30 p.m. (approx.) ..... Interim Head Coach Tony Sparano available in media room
1:45 - 2:30 p.m. (approx.) ..... Locker room open to media

Saturday, Nov. 29 ..... No availability

Sunday, Nov. 30
10:00 a.m. ..... Oakland Raiders at St. Louis Rams

Monday, Dec. 1
2:00 p.m. ..... Interim Head Coach Tony Sparano available in media room
2:35 - 3:20 p.m. (approx.) ..... Locker room open to media

All times are Pacific, unless otherwise noted, and subject to change.

RAIDERS VS. RAMS

2014 STATISTICAL LEADERS

RAIDERS		RAMS	
Passing Yards			
Derek Carr	2,249	Austin Davis	2,001
Completion Percentage			
Derek Carr	59.1	Austin Davis	63.4
Passing Touchdowns			
Derek Carr	14	Austin Davis	12
Carries			
Darren McFadden	125	Tre Mason	108
M. Jones-Drew	36	Zac Stacey	66
Rushing Yards			
Darren McFadden	422	Jamaal Charles	692
Latavius Murray	166	Knile Davis	421
Rushing Touchdowns			
Darren McFadden	2	Benny Cunningham	3
Latavius Murray	2	Three tied	1
Receptions			
James Jones	54	Jared Cook	37
Mychal Rivera	38	Benny Cunningham	28
Andre Holmes	32	Kenny Britt	27
Receiving Yards			
James Jones	545	Kenny Britt	477
Andre Holmes	474	Jared Cook	473
Mychal Rivera	334	Brian Quick	375
Receiving Touchdowns			
Andre Holmes	4	Lance Kendricks	4
James Jones	4	Kenny Britt	3
Mychal Rivera	3	Brian Quick	3
Brice Butler	2	Four tied	1
Sacks			
Sio Moore	3.0	Robert Quinn	6.0
Justin Tuck	2.0	Aaron Donald	5.0
C.J. Wilson	2.0	Four tied	2.0
Four tied	1.0	Four tied	1.0
Interceptions			
Charles Woodson	2	Janoris Jenkins	2
Three tied	1	Alec Ogletree	2
		Three tied	1

AFC WEST STANDINGS

Team	W	L	Home	Road	Div.	Con.	PF	PA	Streak	Last 5
Denver	8	3	6-0	2-3	3-0	6-1	332	260	W1	3-2
Kansas City	7	4	4-1	3-3	1-2	5-3	261	195	L1	4-1
San Diego	7	4	5-1	2-3	2-2	5-3	245	216	W2	2-3
Oakland	**1**	**10**	**1-5**	**0-5**	**1-3**	**1-8**	**176**	**285**	**W1**	**1-4**

NFC WEST STANDINGS

Team	W	L	Home	Road	Div.	Con.	PF	PA	Streak	Last 5
Arizona	9	2	6-0	3-2	2-1	7-1	249	195	L1	4-1
Seattle	7	4	5-1	2-3	1-1	5-2	279	218	W1	4-1
San Francisco	7	4	3-2	4-2	1-2	6-3	228	225	W3	3-2
St. Louis	**4**	**7**	**2-3**	**2-4**	**2-2**	**3-5**	**209**	**285**	**L1**	**2-3**

RAMS SNAPSHOT

Overview: The St. Louis Rams return home to the Edward Jones Dome to host the Raiders after a late comeback fell short against the San Diego Chargers in Week 12. With the 24-27 loss on the road, the Rams fall to 4-7 on the season and 1-2 against AFC West teams, with their final match-up against the division coming against Oakland. Despite ranking last in the formidable NFC West, the Rams have posted impressive wins over two division rivals, the Seattle Seahawks and San Francisco 49ers, and held Peyton Manning and the Denver Broncos to just seven points in a Week 11 victory. **Head Coach Jeff Fisher** leads the Rams in his 20th season as an NFL head coach and his third in St. Louis. In his career, Fisher has posted a 160-144-1 (.526) regular season record and led the 1999 Tennessee Titans to a Super Bowl appearance.

Offense: After third-year **QB Austin Davis** posted a 3-5 record in eight games as a starter, 10-year veteran **QB Shaun Hill** reclaimed the starting role in Week 11 in the win over Denver. Hill has posted 499 yards on 46-of-77 passing with two touchdowns and three interceptions. **TE Jared Cook**, now in his second season with the Rams, leads the team in receiving with 37 catches for 473 yards (12.8 avg.) and a touchdown. Second-year **WR Benny Cunningham** leads all Rams wideouts in receptions with 28 for 225 yards (8.0 avg.) with one touchdown, while **WR Kenny Britt** has posted a team-high 477 yards on 27 catches (17.7 avg.) with three scores. In the ground game, the Rams lean on rookie **RB Tre Mason**, who has recorded 108 carries for 445 yards (4.1 avg.) with one touchdown this season.

Defense: The Rams have had success forcing turnovers this season, intercepting seven passes and forcing 16 fumbles, recovering nine. **CB Janoris Jenkins** and **LB Alec Ogletree** are tied for the team lead with two picks each.Ogletree is also the team's leading tackler with 75 stops (62 solo) on the year. Another strength of the Rams' defense is the pass rush, as the unit has totaled 22 sacks this year. Six different Rams have posted multiple sacks on the season, with **DE Robert Quinn** in the lead with six sacks and rookie **DT Aaron Donald** just behind him with five.

LAST GAME VS. RAMS

September 19, 2010 – Raiders 16, Rams 14

Oakland-Alameda County Coliseum, Oakland, Calif.

Team Statistics	RAMS	RAIDERS
Total Net Yards	210	404
Total Offensive Plays	49	78
Net Yards Rushing	75	173
Total Rushing Plays	21	40
Net Yards Passing	135	231
Attempts-Completions-INTs	25-14-1	36-19-2
Total First Downs	16	25
Touchdowns	2	1
Field Goals Made-Attempted	0-1	3-4
Third Down Efficiency	2-10-20%	7-17-41%
Fourth Down Efficiency	0-0-0%	0-1-0%
Red Zone Efficiency	2-3-67%	1-4-25%
Penalties-Yards	8-92	12-90
Time of Possession	23:11	36:49

	1	2	3	4	Total
St. Louis Rams	0	7	0	7	**14**
Oakland Raiders	0	3	10	3	**16**

Individual Leaders

RAIDERS		RAMS	
Passing Yards			
Bruce Gradkowski	162	Sam Bradford	167
Rushing Yards			
Darren McFadden	145	Steven Jackson	75
Receiving Yards			
Louis Murphy	91	Steven Jackson	50

RAIDERS VS. RAMS

RAIDERS SUPERLATIVES

VS. ST. LOUIS RAMS

Team Single-Game Highs/Lows:
Total Yards: 431; Dec. 18, 1982
Rushing Yards: 213; Oct. 29, 1972
Passing Yards: 305; Sept. 18, 1988
Fewest Total Yards Allowed: 208; Oct. 7, 1973
Fewest Rushing Yards Allowed: 22; Nov. 13, 1994
Fewest Passing Yards Allowed: 88; Oct. 7, 1973
Points Scored: 45; Oct. 29, 1972
Fewest Points Allowed: 6; Dec. 23, 1985
Touchdowns: 6; Oct. 29, 1972

Individual Single-Game Highs:
Pass Attempts: 45, Rich Gannon; Oct. 13, 2002
Pass Completions: 30, Rich Gannon; Oct. 13, 2002
Passing Yards: 375, Steve Beuerlein; Sept. 18, 1988
Passing Touchdowns: 4, Jeff George; Sept. 28, 1997
Carries: 30, Darren McFadden; Sept. 19, 2010
Rushing Yards: 162, Napoleon Kaufman; Sept. 28, 1997
Rushing Touchdowns: 3, Marcus Allen; Dec. 18, 1982
Receptions: 9, two times; last: Ronald Curry; Dec. 17, 2006
Receiving Yards: 133, Jerry Rice; Oct. 13, 2002
Receiving Touchdowns: 2, three times; last: James Jett; Sept. 28, 1997
Longest Field Goal: 51, Chris Bahr; Dec. 23, 1985

RAIDERS STANDOUTS

INDIVIDUAL STATS VS. RAMS

Tarell Brown
Career Totals: Three interceptions with 16 return yards and 27 tackles (24 solo) in 12 career games (9-2-1).
- While with the San Francisco 49ers, recorded two interceptions thrown by two different quarterbacks in a 34-27 win on Jan. 1, 2012.

Maurice Jones-Drew
Career Totals: 50 attempts for 203 yards (4.1 avg.) with three touchdowns and seven receptions for 61 yards (8.7 avg.) in two career games.
- While with the Jacksonville Jaguars, amassed 178 total yards with 133 yards on the ground and three rushing touchdowns in the team's 23-20 victory on Oct. 18, 2009.

Darren McFadden
Career Totals: 30 carries for 145 yards (4.8 avg.) and two receptions for eight yards.
- In his only game against the Rams, rushed for 145 yards, the fifth-highest total of his career, in the Raiders' 16-14 win on Sept. 19, 2010.

Antonio Smith
Career Totals: 2.5 sacks and an 8-2 record in 10 career games.
- Recorded sacks against the Rams as a member of the Arizona Cardinals on Dec. 30, 2007 and as a member of the Houston Texans on Dec. 20, 2009.

Justin Tuck
Career Totals: 3.5 sacks and one interception returned for a touchdown.
- While with the New York Giants, recorded multiple sacks in two of three career games against the Rams – 2.0 sacks on Sept. 14, 2008 and 1.5 sacks on Sept. 19, 2011.
- Posted the first interception and the only pick-six of his career when he intercepted a Marc Bulger pass and returned it 41 yards for the touchdown on Sept. 14, 2008.

ALL-TIME SERIES

Oakland Raiders vs. St. Louis Rams
Regular Season: Raiders lead, 8-4
Postseason: N/A
Raiders At Home: 5-2
Raiders on Road: 3-2
Current Streak: Oakland has won one straight game.

ALL-TIME REGULAR SEASON GAMES

Date	Location	Winner	Score
10/29/72	Oakland	Raiders	45-17
12/4/77	Los Angeles	Rams	20-14
9/2/79	Los Angeles	Raiders	24-17
12/18/82	LA Raiders	Raiders	37-31
12/23/85	LA Rams	Raiders	16-6
9/18/88	LA Raiders	Rams	22-17
10/20/91	LA Raiders	Raiders	20-17
11/13/94	LA Rams	Raiders	20-17
9/28/97	Oakland	Raiders	35-17
10/13/02	St. Louis	Rams	28-13
12/17/06	Oakland	Rams	20-0
9/19/10	Oakland	Raiders	16-14

RAIDERS VS. NFC WEST

Oakland will face off against the NFC West this season, marking the first time since 2010 that they have played them. Last season, the NFC West had three 10-win teams and both of the participants in the NFC Championship Game. Here is a look at the Raiders' results agains the NFC West from the 2010 campaign.

Date	Opponent	Result
9/19/10	St. Louis	W, 16-14
9/26/10	at Arizona	L, 23-24
10/17/10	at San Francisco	L, 9-17
10/31/10	Seattle	W, 33-3

RAIDERS VS. RAMS

LAST WEEK'S NOTES

OAKLAND RAIDERS 24, KANSAS CITY CHIEFS 20

- The Raiders (1-10) earned their first victory of the season with a 24-20 win over the Kansas City Chiefs (7-4), snapping the team's 16-game losing streak and an eight-game slide at O.co Coliseum.
- The win marks the Raiders' first victory in a Thursday night contest at home since 1979 when they defeated the San Diego Chargers 45-22 on Oct. 25. The Raiders are now 2-1 in Thursday night home games and even at 5-5 altogether on Thursday nights. Including Thanksgiving Day games, the Raiders are now 8-9 in games played on a Thursday.
- Oakland's last win in a primetime game was last season's 27-17 win over the San Diego Chargers on Sunday Night Football. The Raiders are now 59-50-1 all-time in primetime games.
- The win gives Raiders' **Interim Head Coach Tony Sparano** his first win in his current position and improves his record to 30-38 (.411) as an NFL head coach.
- The win gives the Raiders their first victory over an opponent with a winning record for the first time since Nov. 27, 2011 against the Chicago Bears.
- The Raiders' put together their best rushing performance of the season, with their 179 total rushing yards being the team's most since Nov. 3, 2013, when they rushed for 210 yards against the Philadelphia Eagles.
- The Raiders' top-ranked red zone offense reached the end zone on both of its trips inside Kansas City's 20-yard line, improving to a league-best 14-of-18 on the season.
- **RB Latavius Murray** became the first player in NFL history to gain at least 110 rushing yards on five or fewer carries, posting four rushes for 112 yards (28.0 avg.) and two touchdowns, all in the first half.
- **RB Latavius Murray** scored his first career touchdown on an 11-yard run around the left end in the first quarter and added a 90-yard rushing touchdown in the second quarter. Murray finished with four carries for 112 yards (28.0 avg.) and two touchdowns, making him the Raiders' first 100-yard rusher since Marcel Reece ran for 123 yards at NYJ on 12/8/13.
- **Murray**'s 11-yard touchdown run in the first quarter was the first rushing touchdown allowed by the Kansas City Chiefs in their last 12 games (12/22/13 vs. Ind.). It was also the Raiders' third rushing touchdown of the season and the first since 10/19 vs. Arizona.
- **Murray**'s 90-yard touchdown was the longest offensive scoring play in the NFL this season and the fourth rushing touchdown of 90-plus yards in Raiders history (last: Terrelle Pryor's 93-yard score vs. Pit., 10/27/13).
- **QB Derek Carr** is the first rookie in franchise history to complete a game-winning drive and the third Raider to do so in his first season of action (Tom Flores, twice: 9/25/60 at Houston Oilers. And 10/28/60 at NYT; Steve Beurelein, 11/6/88 at SD).
- **S Charles Woodson** sacked Alex Smith for a 10-yard loss in the third quarter, becoming the first player since sacks became an official statistic in 1982 with 50 career interceptions and 20 career sacks.
- **S Charles Woodson** became the second oldest player in NFL history to return a punt at 38-years and 44-days-old. Tim Brown is the oldest player in history to return a punt at 38-years and 94-days on Oct. 24, 2004.

WHAT TO WATCH FOR

- The Raiders gaining 150 yards on the ground for the second straight game, marking the third time since 2013 (Weeks 1-2, Weeks 8-9) that feat has been accomplished.
- **QB Derek Carr** throwing one touchdown pass to tie Tony Banks (1996), Drew Bledsoe (1993), Tim Couch (1999) and Jake Plummer (1997) for the 15th most passing touchdowns by a rookie since the 1970 AFL-NFL merger. Carr needs four touchdowns to crack the top 10, tying Sam Bradford's 18.
- **RB Darren McFadden** recording six receiving yards to pass Hewritt Dixon (1,750) for fourth all-time among Raider running backs.
- **McFadden** totaling 20 yards from scrimmage to move ahead of Napoleon Kaufman (5,899) for seventh in franchise history.
- **RB Latavius Murray** becoming just the 10th different Raider (11 times) to record a rushing touchdown and at least 100 rushing yards in back-to-back games; the last to do so was Michael Bush from Nov. 10 – Nov. 20, 2011. No Raider has ever posted 100 yards and two rushing touchdowns in consecutive games.
- **Murray** eclipsing the 100-yard mark in consecutive games for the 25th time in Raiders history.
- **WR James Jones** scoring his fifth receiving touchdown to tie him for 17th among active players with five seasons of at least five touchdown passes. Jones would also become one of just five players with five touchdown catches in at least five consecutive seasons.
- **Woodson** scoring the 14th defensive touchdown of his career to claim the all-time record, passing Rod Woodson and Darren Sharper. An interception return for a touchdown would be his 12th career pick-six, tying him for the most in NFL history with Rod Woodson.
- **LB Sio Moore** sacking the quarterback for the second straight game. Moore needs just 1.5 to tie his career high of 4.5 sacks.

A WIN WOULD...

…make the Raiders the fourth team in NFL history and the first since the 1977 Buccaneers to win consecutive games immediately following a losing streak of at least 16 games. Here is a look at the three teams to have accomplished the feat: Oakland Raiders, 19 losses from 1961-62 – 3 straight wins; Pittsburgh Steelers, 16 losses from 1969-70 – 2 straight wins; Tampa Bay Buccaneers, 26 losses from 1976-77 – 2 straight wins.

…give the Raiders back-to-back wins for the first time since Weeks 7-8 of the 2012 season.

…improve the Raiders' all-time record against the Rams to 9-4 (.692) and mark the team's first winning streak against the Rams since three straight wins from 1991-97. The Raiders are 0-1 against the Rams in St. Louis (Oct. 13, 2002).

…improve the Raiders to 1-2 against the NFC West this season, marking the team's first win against an NFC West team since a 33-3 win over Seattle on Oct. 31, 2010.

…give the Raiders their first road win of the season, snapping an eight-game losing skid dating back to Nov. 17, 2013 at Houston.

HEAD COACHING MATCH-UP

TONY SPARANO

Tony Sparano was named the Oakland Raiders' interim head coach on Sept. 30, 2014. Sparano is the team's 19th head coach and fifth interim head coach in franchise history. Sparano brings 31 years of coaching experience to the job, including 16 at the NFL level and nine combined seasons as a head coach at the college and NFL level.

From 2008-11, Sparano served as the head coach of the Miami Dolphins, posting an overall regular season record of 29-32 (0-1 in the postseason) (.475). In 2008, Sparano's first year as the Dolphins' head coach, he guided the team to one of the best single-season turnarounds in NFL history, a 10-game improvement over the previous year. Taking over a 1-15 squad from a year earlier, he led the Dolphins to an 11-5 record and the AFC East title. For his efforts, Sparano was named as 2008 NFL Coach of the Year by the NFL Alumni and the Pro Football Weekly/Professional Football Writers of America, and AFC Coach of the Year by the Kansas City 101 Committee. He shared USA Today's Coach of the Year honors with Atlanta's Mike Smith.

With the Cowboys from 2003-07, Sparano served as the team's tight ends coach from 2003-04, offensive line/running game coordinator in 2005, and assistant head coach/offensive line from 2006-07. During those five years, the Cowboys qualified for the playoffs three times, including 2007 when they won the NFC East with a 13-3 record.

Prior to two one-year stops as a tight ends coach, with the Redskins in 2001 and Jaguars in 2002, Sparano helped launch the expansion Cleveland Browns. In 1999, Cleveland's first year back in the NFL, Sparano was an offensive quality control coach. He spent 2000 in charge of the Browns' offensive line.

Sparano made the jump to the NFL after five years as head coach (1994-98) of his alma mater, Division II New Haven, where he compiled a 41-14 record (.745), with four winning campaigns and one .500 season. In that tenure, he also guided the Chargers to a pair of NCAA playoff berths. In 1997, his 12-2 club led the country in scoring offense (42.8 points per contest) and ranked second in scoring defense (11.6) before losing in the national championship.

He spent the previous six seasons (1988-93) at Division I-AA Boston University, coaching the Terriers' offensive linemen from 1988-89, including Cleveland Browns 1989 draft selection Mike Graybill, before serving as offensive coordinator from 1990-93. In his final season at BU, the 12-1 team won the Yankee Conference and advanced to the quarterfinals of the NCAA playoffs.

A native of West Haven, Conn., Sparano and his wife, Jeanette, have three children, sons Tony and Andrew and daughter Ryan Leigh.

COACHING BACKGROUND

Years	College/Pro Team	Position
1984-87	New Haven	Offensive Line
1988	Boston University	Offensive Line
1989-93	Boston University	Offensive Coordinator
1994-98	New Haven	Head Coach
1999	Cleveland Browns	Off. Quality Control
2000	Cleveland Browns	Offensive Line
2001	Washington Redskins	Tight Ends
2002	Jacksonville Jaguars	Tight Ends
2003-04	Dallas Cowboys	Tight Ends
2005	Dallas Cowboys	Offensive Line/ Run Game Coord.
2006-07	Dallas Cowboys	Asst. Head Coach/ Offensive Line
2008-11	Miami Dolphins	Head Coach
2012	New York Jets	Offensive Coordinator
2013-14	Oakland Raiders	Asst. Head Coach/ Offensive Line
2014	Oakland Raiders	Interim Head Coach

JEFF FISHER

In January of 2012, Owner/Chairman E. Stanley Kroenke hired Jeff Fisher to be the 22nd full-time head coach in franchise history. In his first two seasons in St. Louis, Fisher has led the team to 14 wins while helping reshape the roster into a talented young group that undoubtedly has the Rams headed in the right direction.

Fisher boasts 19 full seasons as an NFL head coach. Among active NFL head coaches, only New England's Bill Belichick, who is also entering his 19th season, has as much experience as Fisher. With 156 career victories, Fisher ranks 16th on the NFL's career wins. Entering 2014, he's third among active coaches, trailing only Belichick (199) and Tom Coughlin (158).

Fisher joined the Rams after spending 16 full seasons as head coach of the Tennessee Titans, 11 as executive vice president. In his tenure with Tennessee, he guided the Titans to six playoff appearances (1999, 2000, 2002, 2003, 2007, 2008), three division titles (2000, 2002, 2008), two AFC Championship games (1999, 2002) and one Super Bowl appearance (XXXIV). From 1999-2010, only three teams had more playoff berths (Indianapolis, Philadelphia and New England). In the 2000s, Fisher totaled 97 victories, the most successful decade in franchise history.

During his tenure with Tennessee, Fisher also had success with rebuilding young teams and transforming them into contenders, which is the same task he undertook when he arrived in St. Louis. In 2005, Fisher headed the youngest team in the NFL and the youngest NFL team in more than a decade. That season, with a win over the Houston Texans (10/9/05), he became just the 17th coach to reach the 100-win mark with one team. He led the Titans through a retooling period that saw the team grow from 4-12 that year, to 8-8 in 2006, and a playoff berth in 2007, the first playoff appearance since 2003.

One of the Titans' most memorable seasons under Fisher was the 1999 campaign, where he led the team to its first AFC Championship and an appearance in Super Bowl XXXIV. The Titans became only the sixth Wild Card team to earn a trip to the Super Bowl since the NFL added the playoff round in 1978. Fisher guided the Titans to a streak of 13 consecutive wins against AFC Central Division opponents dating back to 1998. It marked the longest streak in the history of the Central Division and the third longest in the NFL since the 1970 merger.

Fisher originally joined the Oliers'/Titans' coaching staff in 1994, after spending two seasons as the defensive backs coach for the San Francisco 49ers. He was elevated to head coach in November 1994, replacing Jack Pardee, for the final six games of the season. Fisher was instrumental in guiding the transition following the Oilers' move to Tennessee in 1996.

Prior to San Francisco, Fisher reunited with his college coach John Robinson, serving as the Los Angeles Rams' defensive coordinator. Fisher began his coaching career as an assistant for Buddy Ryan and the Philadelphia Eagles in 1986, coaching the defensive backs for three seasons before becoming the NFL's youngest defensive coordinator in 1988. In 1989, the Eagles' defense led the NFL in interceptions (30) and quarterback sacks (62). In 1990, Philadelphia's defense paced the league in rushing defense and ranked second in quarterback sacks.

Fisher (born 2/25/58) has three children: sons Brandon and Trent and daughter Tara. Brandon is the Rams' assistant secondary coach, and Trent recently concluded his collegiate playing career as a defensive back at Auburn University.

COACHING BACKGROUND

Years	College/Pro Team	Position
1986-88	Philadelphia Eagles	Defensive Backs
1988-90	Philadelphia Eagles	Defensive Coordinator
1991	Los Angeles Rams	Defensive Coordinator
1992-93	San Francisco 49ers	Defensive Backs
1994	Houston Oilers	Defensive Coordinator
1994-2010	Oilers/Tennessee Titans	Head Coach
2012	St. Louis Rams	Head Coach

COMMITMENT TO EXCELLENCE

The Raiders — who began play in the American Football League in 1960 — enter their 55th year of professional football competition, including the last 44 as a member of the National Football League.

In five memorable decades — the 1960s, '70s, '80s, '90s and the 2000s — the Raiders have been dominant in professional football since Al Davis first pledged in 1963 to build the finest organization in pro sports.

During these decades of dominance, the Raiders have won an AFL championship, four American Football Conference championships, and three world championships of professional football, participated in five Super Bowls, played in 14 championship games, won or tied for 17 division championships, had 21 playoff seasons, finished 34 seasons at .500 or better and played in 40 postseason games.

Pro football's dynamic organization placed first in the AFC West in 2000, 2001 and 2002 despite playing among the toughest schedules in the NFL in each of those seasons. With their appearance in Super Bowl XXXVII, the Raiders became the first NFL team to have had a season end in the Super Bowl in four different decades.

The Raiders are the only team to have been in Super Bowls in the '60s, the '70s, the '80s and the 2000s.

The Silver and Black are the only AFC team — and one of just two NFL teams (Minnesota) — to have a season that advanced to the conference championship game in the '60s, the '70s, the '80s, the '90s and the 2000s.

The Raiders are one of only two original AFL teams to have captured three world championships of professional football with Super Bowl victories. The Raiders are one of only four AFC teams to have won more than one Super Bowl since 1980.

In their five Super Bowl appearances, the Raiders have been led by four head coaches and started four quarterbacks.

With four postseason victories, the Raiders were the first of the AFC West teams to win multiple postseason contests in the new millennium by six years.

Since 1963, when Al Davis first took over the failing Oakland franchise that had struggled to win only nine of 42 league games in the initial three seasons of the new AFL and pledged to build the finest organization in sports, the Raiders have dominated professional football in terms of consistent victory. During those memorable 54 years in Oakland and Los Angeles, the Raiders have won 434 league games, tied 11 and lost only 375.

"Commitment to Excellence" has never been an idle phrase to those who have proudly represented the Raiders organization during the '60s, '70s, '80s, '90s and the new millennium as shown by their domination of pro football.

More than 20 of the great players who proudly wore the Silver and Black, as well as Owner-Leader Al Davis and legendary Head Coach John Madden, have been enshrined in the Pro Football Hall of Fame. The Raiders have also produced five Coaches of the Year.

In addition, 62 Pro Bowl players have made 181 Pro Bowl appearances representing the Silver and Black. In 1970, as the Raiders began their second decade of play, the merger between the AFL and NFL became a reality on the field. In the 1970 through 2012 period of interconference play, the Raiders have compiled a remarkable 92-73-1 record against present National Football Conference rivals.

Another innovation came to professional football in 1970 — "Monday Night Football." The Raiders' domination of this prime-time television series has seen the Silver and Black build an incredible 37-27-1 record in Monday night play. In the 43 years of this series, the Raiders are 15-8-0 in "Monday Night Football" games at home.

Through the decades — the '60s, '70s, '80s, '90s and now the 2000s — the Raiders have had the greatest players, the greatest coaches, the greatest plays and participated in the greatest games in the annals of professional sports.

Challengers to Raider domination of professional football will arise as they have in the '60s, '70s, '80s, '90s and the new millennium. The Raider organization will continue to meet these challenges.

SUPER BOWL XI

SUPER BOWL XV

SUPER BOWL XVIII

ASSISTANT COACHES

BOBBY APRIL

Bobby April, entering his 23rd season as an NFL assistant coach, is in his second year as Oakland's special teams coordinator. April, one of the NFL's most highly-regarded special teams coaches, was named to his current position on Jan. 19, 2013, after serving as Philadelphia's special teams coordinator from 2010-12.

In 2013, Oakland's special teams unit ranked among the best in the league. On kickoff coverage, the special teams allowed just 20.4 yards per return, good for fourth in the NFL. April also helped first-year punter Marquette King lead the league in gross punting (48.9 avg.) and punts of 60-plus yards (10), while ranking sixth in punting yards (4,107). April spent three seasons (2010-12) with the Philadelphia Eagles before coming to Oakland. In 2011, April successfully integrated both a rookie kicker, Alex Henery, and a rookie punter, Chas Henry, on his units.

Prior to joining the Eagles, April spent six seasons with the Buffalo Bills (2004-09). In three of those six years, he guided the Bills to the No. 1 spot in the annual Dallas Morning News rankings. April was named Special Teams Coach of the Year by his peers twice, in 2004 and 2008.

He joined the Bills after three seasons (2001-03) in charge of the special teams with the St. Louis Rams, where he helped the team to an appearance in Super Bowl XXXVI. As Pittsburgh's special teams coordinator from 1994-95, April helped the Steelers earn a berth in Super Bowl XXX.

A native of New Orleans, April and his wife, Charlene, have five children, a son, Bobby III, currently the linebackers coach for the N.Y. Jets, and four daughters: Julie, Jamie Lee, Angela and Jaclyn.

GREG OLSON

Greg Olson, entering his 28th season in the coaching profession, is in his second year as Oakland's offensive coordinator.

Under Olson's guidance last season, the Raiders offense averaged 20.1 points and 333.8 yards per game. Olson's group showed improvements in many significant areas from 2012, including yards per rush (3.8 in 2012 to 4.6 in 2013), 20-plus-yard runs (eight to 18), red zone touchdown percentage (42.9 to 59.5) and points on the opening possession (three to 41).

Olson served four seasons with the Tampa Bay Buccaneers, including the last three as offensive coordinator. Olson helped guide the Buccaneers to one of their best offensive seasons in team history in 2010, setting franchise records for yards per play (5.61), average per rush (4.64 yards), average per pass play (7.21), passer rating (96.2) and fewest interceptions thrown (six).

Prior to joining Tampa Bay, Olson spent two seasons (2006-07) as offensive coordinator for the St. Louis Rams. Under Olson's direction, the 2006 Rams became just the fourth team in NFL history to produce a 4,000-yard passer (QB Marc Bulger), a 1,500-yard rusher (RB Steven Jackson) and two 1,000-yard receivers (WRs Torry Holt and Isaac Bruce). Bulger, Jackson and Holt were all selected to the Pro Bowl.

From 1997-2000, as quarterbacks coach at Purdue, Olson played a key role in the development of future Pro Bowl and Super Bowl-winning QB Drew Brees. Under Olson, Brees was a Heisman Trophy finalist in 1999 and 2000 while winning the Maxwell Award as the nation's most outstanding player in 2000. He was also a finalist for the Davey O'Brien Award as the nation's top quarterback in 1999 and 2000. Brees finished his collegiate career as the Big Ten and Purdue's all-time leader in passing yardage, touchdown passes, total yards, completion percentage, completions and attempts. Brees earned Big Ten Player of Year honors in 1998 and 2000 and All-Conference accolades for three straight years (1998-2000).

A native of Richland, Wash., he and his wife, Lissa, have twins, Kenneth and Grayce.

JASON TARVER

Jason Tarver is in his third season as defensive coordinator for the Oakland Raiders. Tarver, who coached in various capacities with the San Francisco 49ers for 10 seasons, joined the Silver and Black after spending one year as Stanford's co-defensive coordinator.

Last season signified a major transition on defense for the Raiders, as Tarver's unit started 10 new players on defense. The defense showed significant improvement against the run, allowing 107.9 yards per game to rank 13th in the NFL after ranking 18th in the previous season. Oakland also held opponents to less than 40 yards on the ground three times during the campaign. The Raiders improved the team's sack count from the previous season by 13, with a remarkable 15 different players gettting to the quarterback in 2013.

Before coaching at Stanford for one season in 2011, Tarver spent the previous decade on the staff of the 49ers, coaching San Francisco's outside linebackers for six seasons (2005-10) prior to his appointment at Stanford. He began coaching in the NFL as a quality control coach for the 49ers (2001-03) before being promoted to assistant running backs/offensive assistant coach in 2004.

Prior to joining the 49ers in 2001, Tarver spent three seasons (1998-2000) as a graduate assistant coach at UCLA, where he worked primarily with the defensive backs while assisting with the special teams. During his tenure with the Bruins, three defensive backs, Ricky Manning and Jason Bell along with Marques Anderson, became NFL players.

A native of Stanford, Calif., Tarver and his wife, Katie, have two sons, Merrick and Keegan.

ASSISTANT COACHES

CHRIS BONIOL

Chris Boniol, who played six years as a kicker in the National Football League, enters his first season with the Raiders. He was named to his current position on Feb. 6, 2014, after spending the previous four years as the assistant special teams coach with the Dallas Cowboys.

Boniol coached the kickers while assisting with the special teams units in Dallas from 2010-13. Last season, kicker Dan Bailey led the NFL in field-goal percentage, making 28-of-30 attempts (93.3 percent), and ranked fourth in the league with 52 touchbacks. In 2012, Bailey led the NFL in field-goal percentage, nailing 29-of-31 attempts (93.5 percent). In 2011, Bailey was named to the Pro Football Weekly/Pro Football Writers Association All-Rookie Team.

Boniol enjoyed a six-year pro career, playing for three different NFL teams. From 1994-96, he converted 118-of-121 PATs and 81-of-93 (87.1 percent) of his field goals while helping the Cowboys to the Super Bowl XXX Championship. Boniol also played two seasons with the Philadelphia Eagles (1997-98) and one with the Chicago Bears (1999).

An Alexandria, La., native, Boniol and his wife, Christine, have two sons, Gaige and Garin.

JOHN DeFILIPPO

John DeFilippo enters his fifth year with the Raiders as quarterbacks coach in 2014. He is in his second stint with Oakland, having served in the same capacity from 2007-08. DeFilippo rejoined the Raiders after serving as offensive coordinator and quarterbacks coach at San Jose State from 2010-11. He was the assistant quarterbacks coach for the New York Jets in 2009, and also served on Tom Coughlin's staff with the New York Giants for two years beginning in 2005.

DeFilippo joined the Giants after two seasons as quarterbacks coach at Columbia, where he tutored QB Jeff Otis, who left the school ranked second in program history in completions and passing yards, and went on to spend time on the Raiders' practice squad. From 2001-02, DeFilippo was a graduate assistant at Notre Dame, working with wide receivers and tight ends. He began his coaching career tutoring quarterbacks at Fordham in 2000.

A native of Youngstown, Ohio, DeFilippo earned four letters as a quarterback at James Madison University, leading the team to a conference title as a senior in 1999. His father, Gene, served 15 years as athletic director at Boston College.

TED GILMORE

Ted Gilmore enters his third season as wide receivers coach for the Oakland Raiders. Gilmore coached at the collegiate level for 17 seasons prior to joining the Silver and Black. Last year, Gilmore aided Oakland's youthful receiving corps, with second-year WR Rod Streater leading the team with 60 receptions and 888 yards.

Gilmore served as wide receivers coach at USC in 2011, when he was named the NCAA's top receivers coach by FootballScoop.com. Gilmore spent six years at Nebraska (2005-10), coaching the wide receivers, and was assistant head coach/offense in 2008. Gilmore arrived at Nebraska after two seasons at Colorado (2003-04). Gilmore was also Purdue's wide receivers coach for two seasons (2001-02). He was wide receivers coach at the University of Houston in 2000 after spending one season as the tight ends coach at Kansas (1999). Gilmore began his coaching career at his alma mater, Wyoming. He was in charge of the wide receivers for two seasons (1997-98).

A native of Wichita, Kan., Gilmore and his wife, Jennifer, have two children.

JOHN GRIECO

John Grieco, who has nearly two decades of strength and conditioning coaching experience at the collegiate and professional levels, enters his third season with the Oakland Raiders and first in his present capacity. Grieco served two seasons as assistant strength and conditioning coach from 2012-13.

Grieco came to the Silver and Black following two years as the head strength and conditioning coach at Louisiana-Monroe, where he was named the top strength and conditioning coach in the country by the Professional Football Strength and Conditioning Coaches Society. Grieco served four seasons as the director of strength and conditioning at UNLV. He spent two years at East Carolina, serving as the director of the Pirates' football strength program and as an assistant strength coach.

After graduating from Florida, Grieco began his coaching career at his alma mater and remained there for nine years (1995-2003). He was part of a Gator football program that enjoyed a national championship victory in 1996 and two Orange Bowl wins (1998, 2001).

Originally from Greensburg, Pa., Grieco and his wife, Jamie, have a son, Nicholas, and a daughter, Gianna.

JUSTIN GRIFFITH

Former Raider and eight-year NFL veteran Justin Griffith is in his third season on the Oakland coaching staff, serving as an offensive quality control assistant. He was a coaching intern with the Seattle Seahawks prior to joining the Silver and Black.

Through the last two seasons with Oakland, Griffith has worked primarily with the offensive line and tight end positions. In 2013, Griffith aided a shuffling offensive line through eight different starting combinations, the most in the NFL. Despite injuries, the offensive line paved the way for four different players to rush for 100 yards in a game, becoming the first NFL team to do so since 1978. Griffith also worked with the tight ends, the offense's youngest unit.

Griffith played in 96 NFL games with 73 starts, including 23 games in two seasons at fullback with the Silver and Black (2007-08). Originally drafted by the Atlanta Falcons in the fourth round of the 2003 NFL Draft, he retired following the 2009 season, which he spent with Seattle.

A native of Magee, Miss., Griffith and his wife, Kim, have two sons, Brody and Dylan. He also has a fraternal twin.

NICK HOLZ

Nick Holz enters his third season as offensive assistant for the Oakland Raiders. Holz served the previous four seasons in a similar capacity at Stanford.

Last year, Holz worked extensively with Oakland's youthful receiving corps, helping second-year WR Rod Streater lead the team with 60 receptions and 888 yards. In 2012, Holz aided Streater, who become one of the most productive undrafted rookie players in recent NFL history. Streater's 39 catches in 2012 were tied for third most among undrafted rookies since 2000, and fourth most by a Raider rookie.

While assisting Stanford, Holz helped the Cardinal appear in the Sun Bowl, Orange Bowl and Fiesta Bowl. As an assistant quarterbacks coach, he helped QB Andrew Luck to first-team All-American honors. He began his collegiate coaching career at Nebraska, where he served as offensive quality control coach and video intern for the Cornhuskers in 2007.

A native of Danville, Calif., Holz prepped at De La Salle High School in Concord, Calif., where he was teammates with current Raiders RB Maurice Jones-Drew.

ASSISTANT COACHES

MARK HUTSON

Mark Hutson enters his third season as tight ends coach for the Silver and Black. He joined the Raiders after coaching at the collegiate level for two decades, including two stints as an interim head coach.

Last season, Hutson tutored the youngest unit on the Raiders' offense, a group that included two rookies and counted just one career catch among three players entering the regular season. Rookie Mychal Rivera saw action in all 16 games in his first season, leading the group with 38 catches for 407 yards and four touchdowns.

Hutson spent the previous five seasons as an assistant at Tulane, serving as the interim head coach for the Green Wave in 2011. Prior to being named interim head coach, Hutson served as offensive line coach for five seasons. In 2010, Hutson's offensive line led the way for RB Orleans Darkwa, who set a freshman program record with 925 yards.

A native of Fort Smith, Ark., Hutson was part of a famous "fumblerooski" play in the 1988 Orange Bowl, scooping up an intentional fumble and scampering 29 yards for a touchdown with 2:05 remaining in the contest. He and his wife, Sherri, have two sons, Ethan, an offensive lineman at Troy University, and Dillion.

MARCUS ROBERTSON

Marcus Robertson enters his first season with the Silver and Black as assistant defensive backs coach. A 12-year NFL veteran as a player and former All-Pro safety, Robertson has served as an NFL assistant for seven years, including the last two with the Detroit Lions.

Robertson was secondary coach for the Tennessee Titans from 2009-11, helping the team rank second in the NFL in average passing yards/completion (10.55) during that span.

Robertson served as the Titans' director of player development from 2003-06. He spent those four years assisting players with their career transition into and out of the NFL through continuing education, financial education and administering player programs.

A native of Pasadena, Calif., he played 12 seasons as a safety with the Houston Oilers/Tennessee Oilers/Tennessee Titans (1991-2000) and the Seattle Seahawks (2001-02) after being selected by Houston in the fourth round of the 1991 NFL Draft. He played in 162 career games with 144 starts, totaling 24 interceptions, 1.5 sacks, nine forced fumbles and 11 fumble recoveries. He and his wife, Holly, have three children: Morgan, Milan and Marcus Andrew.

BOB SANDERS

Bob Sanders enters his second year as Oakland's linebackers coach. Sanders has coached at the collegiate and professional levels for over 36 years, including three seasons as the defensive coordinator for the Green Bay Packers (2006-08).

In Green Bay for four seasons (2005-08), Sanders began as defensive ends coach (2005), then was named by Mike McCarthy as the new head coach's first defensive coordinator, a role he held from 2006-08. In 2007, Green Bay ranked sixth in scoring defense, 11th in total defense and third in opponent third-down-conversion percentage, posting a 13-3 record and earning a spot in the NFC Championship game. And in 2006, Green Bay led the NFC with 46 sacks.

Sanders' first NFL coaching position came as linebackers coach with the Miami Dolphins from 2001-04. A college assistant for 22 years, his final collegiate stop was the University of Florida, where he held six coaching titles, ranging from defensive line to linebackers.

A Native of Jacksonville, N.C., he and his wife, Kathie, have three children, Lindsay, Sarah and Robby.

ERIC SANDERS

Eric Sanders is in his fifth season with the Oakland Raiders and third in his present capacity. Sanders served in an offensive quality control role during his first two seasons in Oakland.

For the past two years, Sanders has assisted primarily with the defensive line. In 2013, the Raiders finished sixth in the AFC in rushing defense, allowing just 107.9 yards per game, and tied for first in the league by allowing just five opponent rushes of 20-or-more yards. As an offensive assistant for the Silver and Black (2010-11), Sanders worked primarily with the tight ends.

Before joining the Raiders, Sanders coached linebackers for two seasons at UC Davis. He also served as the assistant offensive line/tight ends coach at UC Davis in 2006, before becoming a graduate assistant at Utah State.

Sanders was involved with the UC Davis program as an undergraduate and earned his bachelor's degree in psychology with a biological emphasis in 2005. From 2003-05, he was the team's video coordinator and assisted in coaching the defensive line.

Sanders is a native of nearby San Francisco, Calif.

AL SAUNDERS

Al Saunders returns for his fourth season on the Oakland Raiders' coaching staff. Saunders has over 40 years of coaching experience, including the past 31 in the National Football League. He has been a part of 15 playoff teams, five division titles and one Super Bowl championship as an NFL coach and 20 times his offensive units have ranked first in the NFL in total offense, passing, rushing or scoring.

He served as the assistant head coach/offensive coordinator for Dick Vermeil with the Kansas City Chiefs from 2001-05. During his second stint with the Chiefs, Saunders' offense established 46 franchise records and exploded with 2,157 points, 262 touchdowns and 30,470 net yards, more than any other NFL team across those five seasons. In 2005, he was named USA Today's Offensive Coach of the Year as the Chiefs offense led the NFL for a second consecutive year.

His first NFL head coaching position came with the Chargers as interim head coach in 1986, following the resignation of Don Coryell. He spent two full seasons as the Chargers head coach.

A native of Hendon, England, he and his wife, Karen, have three children: sons Robert and Joseph, and daughter Korrin.

KELLY SKIPPER

Kelly Skipper enters his eighth season with the Raiders, the sixth in his present capacity tutoring running backs, after two years as tight ends coach. He has 26 years of coaching experience and has served as an offensive coordinator at the collegiate level.

Under Skipper's tutelage, FB Marcel Reece garnered his second-straight Pro Bowl selection and was named second-team All-Pro by the Associated Press. In 2010, Skipper oversaw a running game that ranked second in the NFL and set a franchise record by averaging 4.9 yards per attempt.

Before joining the Raiders, Skipper spent four seasons coaching running backs and special teams at Washington State. He also spent two summers, one with Seattle and one with Washington, as an NFL minority fellowship coaching intern. From 1998-2002, Skipper was on the coaching staff at UCLA, where he was offensive coordinator from 2001-02. He was an assistant at Fresno State, his alma mater, from 1989-97, beginning his coaching career as a graduate assistant before becoming a full-time assistant in 1991.

A native of Brawley, Calif., he and his wife, Mary, have two children, Kaelen and Darius.

ASSISTANT COACHES

TRAVIS SMITH

A native of Walnut Creek, California and a graduate of Cal Poly, Raiders defensive assistant Travis Smith joined the Raiders in 2012 and has worked extensively with the linebacker corps during his time with the Silver and Black.

He began his coaching career at Cal Poly as an undergraduate assistant coach and then spent one year at Santa Monica Junior College in 2010 and another as an offensive technical intern at Colorado in 2011.

During the 2013 season with the Raiders, Smith helped tutor a defensive unit that included three new starters in veterans Nick Roach and Kevin Burnett and rookie Sio Moore. Roach recorded career highs in tackles (152) and sacks (5.5), playing every snap at middle linebacker, while Moore recorded 4.5 sacks in his first season and was named to the PFWA All-Rookie Team.

Smith was an offensive technical intern at Colorado in 2011. He coached at Santa Monica Junior College in 2010, assisting the tight ends and the defensive linemen. He also served as an undergraduate assistant coach at Cal Poly.

VERNON STEPHENS

Vernon Stephens joins the Silver and Black for his first season as the assistant strength and conditioning coach after spending six seasons (2007-12) with the San Diego Chargers in the same capacity.

During his time at San Diego, Stephens helped to oversee the team's year-round strength and conditioning program. He also spent time with the Jacksonville Jaguars during their offseason strength and conditioning program in 2002 and 2003.

Prior to working in the NFL, Stephens spent eight years in the collegiate ranks, including five years (1999-2003) as the head strength and conditioning coach at his alma mater, North Florida, and four years (2003-07) as the assistant strength and conditioning coach at Colorado.

Stephens began his coaching career at North Florida in 1999, starting the school's first NCAA strength and conditioning program. He served as head strength and conditioning coach for five years from 1999-2003, overseeing all 14 athletic programs, which encompassed approximately 230 student-athletes.

A native of Jacksonville, Fla., he and his wife, Tali, have two children.

TERRELL WILLIAMS

Now entering his third season as the defensive line coach for the Oakland Raiders, Terrell Williams previously spent 14 seasons coaching the defensive line at the collegiate level, four of which were at Purdue where he tutored several future NFL players.

In 2012, his first season with the Silver and Black, Williams tutored a veteran unit that included four players that posted three-or-more sacks on the year. During his coaching tenure at Akron, the Zips marked two firsts in program history when they won the Mid-American Conference championship game and played in the Motor City Bowl.

Williams got his first taste of the NFL in 1999 when he interned with the Jacksonville Jaguars, assisting the defensive line. He also assisted with the defensive line for the Dallas Cowboys in 2008 and with the Seattle Seahawks during training camp in 2007. Before his coaching career, Williams played nose guard at East Carolina University, helping the Pirates to a Liberty Bowl victory over Stanford in 1995 and finishing No. 23 in the final USA Today/ESPN poll.

A native of Los Angeles, Calif., he and his wife, Tifini, have two sons, Tahj and Tyson, who passed away in 2012.

JOE WOODS

Joe Woods is entering his 11th season as a defensive backs coach in the NFL and his first with the Silver and Black. Prior to joining the Raiders, Woods served as the defensive backs coach with the Minnesota Vikings for the past eight seasons (2006-13) and spent two seasons with the Tampa Bay Buccaneers (2004-05).

In 2012, the Vikings secondary helped the team to wins in the final four games of the regular season to finish at 10-6 and earn a Wild Card playoff berth. During the 2012 season, Woods tutored rookie Harrison Smith who tied for the team lead with three interceptions, returning a pair of the picks for scores to tie the Vikings rookie record.

During his time with Tampa Bay, the defense posted top-five defenses each of his two seasons, leading the NFL in total defense in 2005 and ranking fifth in the NFL in total defense and first in pass defense in 2004.

Woods was a four-year letterman as a safety at Illinois state, served as captain as a senior and earned first-team All-Gateway Conference honors in 1991.

A native of North Vandergrift, Pa., he and his wife, Ellen, have two daughters, Brianna and Danari, and a son, Geno.

RAIDERS COACHES IN THE PRESS BOX

John DeFilippo
Quarterbacks

George Li
Statistical Analyst

Marcus Robertson
Assistant Defensive Backs

Eric Sanders
Quality Control - Defense

Al Saunders
Senior Offensive Assistant

Travis Smith
Defensive Assistant

TEAM NOTES

STANDING GROUND

The Raiders' revamped offensive line has excelled in pass protection, ranking among the best units in the league in that regard. Oakland has only allowed 13 sacks on the season, good for tied for second in the NFL. Here is how the Raiders stack up against other offensive fronts so far in 2014:

SACKS ALLOWED IN 2014

Rank	Team	Sacks Allowed	Sack Yards
1.	Denver	12	92
2t.	**Oakland**	**13**	**72**
2t.	Cincinnati	13	77
4.	Baltimore	15	123

CLEAN QB JERSEYS

In Week 2 (9/14 vs. Hou.) and Week 3 (9/21 at NE) of the 2014 season, the Raiders offensive line recorded clean sheets by not allowing a single sack in either game. That marks the second straight season, and the 10th time since team sacks became an official statistic in 1969, that the Raiders' line kept the quarterback upright in back-to-back games. The Raiders have also now allowed zero sacks in a contest four times so far in 2014.Here is a look at those streaks since 1990:

CONSECUTIVE GAMES NOT ALLOWING A SACK (SINCE 1990)

Consec. Games	Beginning	End	W/L
3	12/2/07 vs. Den.	12/16/07 vs. Ind.	1-2
2	**9/14/14 vs. Hou.**	**9/21/14 at NE**	**0-2**
2	11/24/13 vs. Ten.	11/28/13 at Dal.	0-2
2	12/24/11 at KC	1/1/12 vs. SD	1-1
2	11/23/08 at Den.	11/30/08 vs. KC	1-1
2	12/16/90 vs. Cin.	12/22/90 at Min.	2-0

FOURTH DOWN SUCCESS

Fourth down in the NFL is a "do or die" situation for offenses, and Oakland's offense has been effective in those situations. The Raiders are the NFL's best when facing fourth down, extending drives at a 81.8 percent clip. Here is a look at how the Raiders stack up against the rest of the NFL:

FOURTH DOWN PERCENTAGE IN 2014

Rank	Team	Attempts	Conversions	Pct.
1.	**Oakland**	**11**	**9**	**81.8**
2.	Arizona	2	3	66.7
3.	Houston	11	7	63.6
4t.	Carolina	8	5	62.5
4t.	Pittsburgh	8	5	62.5

PUNCHING IT IN

When the Raiders get down inside the opponent's 20-yard line, which they have done 16 times thus far in 2014, the offense has shown the ability to gain those crucial final yards and cross the goal line. The Raiders have scored touchdowns on 14-of-18 red zone possessions, good for first in the league with a 77.8 percent success rate. Here are the top NFL teams in the red zone through Week 12:

RED ZONE TD PERCENTAGE IN 2014

Rank	Team	Possessions	Touchdowns	TD%
1.	**Oakland**	**18**	**14**	**77.8**
2.	Denver	39	29	74.4
3.	Atlanta	26	18	69.2
4t.	Chicago	33	22	66.7
4t.	Kansas City	36	24	66.7
4t.	NY Giants	39	26	66.7

KEEPING 'EM OUT

While the offense has done their part in the red zone, Oakland's defense has performed well inside their own 20-yard line as well. The "D" is currently ranked ninth in the NFL in red zone defense, allowing touchdowns on only 48.8 percent of their opponents' red zone possessions. Here is a look at the NFL's top 10:

Rank	Team	Possessions	Touchdowns	TD%
1.	Jacksonville	41	16	39.0
2.	Kansas City	33	15	45.5
3.	Baltimore	37	17	45.9
4.	Arizona	28	13	46.4
5.	St. Louis	30	14	46.7
6.	Green Bay	36	17	47.2
7.	Cleveland	31	15	48.4
8.	Cincinnati	41	20	48.8
9.	**Oakland**	**43**	**21**	**48.8**
10.	Houston	38	19	50.0

LIMITING GAINS

Steadily throughout the season, the Raiders' rush defense has improved. With this steady trend upward, the defense has now limited opponents to just 3.84 yards per carry, good for eighth in the NFL. Here is a look at where they stack up:

Rank	Team	Attempts	Yards	Avg.
1.	Detroit	247	778	3.15
2.	Denver	243	831	3.42
3.	NY Jets	275	948	3.45
4.	Seattle	275	972	3.53
5.	Arizona	259	929	3.59
6.	Baltimore	266	971	3.65
7.	Washington	290	1,108	3.82
8.	**Oakland**	**363**	**1,394**	**3.84**
9.	Philadelphia	307	1,199	3.91
10.	Houston	319	1,253	3.93

TEAM NOTES

STUFFING THE RUN

Since the Raiders returned to Oakland in 1995, the team has limited the opposition to less than two yards per carry in a game only 12 times, including three in 2013 and once so far in 2014. The 1.6 yards per carry allowed at Cleveland was the sixth time since 2012 that the Silver and Black have allowed an average of less than two yards per carry. Here is a look at the games:

Date	Opponent	Rushing Yards	Attempts	Avg.
12/16/12	Kansas City	10	10	1.0
10/26/14	**at Cleveland**	**39**	**25**	**1.6**
9/10/12	San Diego	32	20	1.6
9/15/13	Jacksonville	34	19	1.8
10/27/13	Pittsburgh	35	19	1.8
10/6/13	San Diego	36	19	1.9

WINNING WAYS

The Raiders are among the elite teams in the NFL, ranking among the top five from 1963-2014 in winning percentage of teams playing at least 500 games. The Raiders rank seventh with a .547 percentage since Al Davis was named head coach and general manager in 1963, trailing only the Dallas Cowboys, Miami Dolphins, Pittsburgh Steelers, Minnesota Vikings, San Francisco 49ers and Green Bay Packers.

NFL WINNING PERCENTAGE 1963-2014

Rank	Team	W	L	T	Pct.
1.	Dallas Cowboys	463	323	3	.589
2.	Pittsburgh Steelers	445	336	8	.570
3.	Miami Dolphins	421	322	4	.567
4.	San Francisco 49ers	431	348	11	.553
5.	Minnesota Vikings	430	350	9	.551
6.	Green Bay Packers	426	349	14	.549
7.	**Oakland Raiders**	**426**	**352**	**11**	**.547**

ROAD WARRIORS

The Raiders are among the top-performing road teams in NFL history. The Silver and Black rank ninth since the 1970 AFL-NFL merger with a .466 winning percentage in games away from home.

TOP ROAD RECORDS 1970-2014

Rank	Team	W	L	T	Pct.
1.	San Francisco 49ers	179	166	1	.519
2.	Dallas Cowboys	176	169	0	.510
3.	Miami Dolphins	176	170	1	.509
4.	Pittsburgh Steelers	171	174	1	.496
5t.	New England Patriots	163	182	0	.472
5t.	Philadelphia Eagles	160	179	5	.472
7.	Denver Broncos	160	182	2	.468
8.	Indianapolis Colts	161	184	0	.467
9.	**Oakland Raiders**	**159**	**182**	**4**	**.466**

WINNING MENTALITY

This past offseason, Raiders **General Manager Reggie McKenzie** was active in free agency and through trades. McKenzie acquired established, experienced veterans to bolster the roster and foster a winning culture in Oakland. Among the notable free agent signings are **RB Maurice Jones-Drew**, **CB Tarell Brown**, **CB Carlos Rogers**, **DE LaMarr Woodley**, **G Kevin Boothe**, **G/T Austin Howard**, **T Donald Penn**, **WR James Jones**, **DE Justin Tuck**, **DL Antonio Smith** and **DL C.J. Wilson**. The team also traded for **QB Matt Schaub** from Houston. Additionally, Oakland added **S Charles Woodson** (one Super Bowl title, one Associated Press Defensive Player of the Year Award, one Associated Press Rookie of the Year, eight Pro Bowls, three First-Team All-Pro Selections and 10 playoff victories), **LB Nick Roach** (one playoff victory) and **S Usama Young** (one Super Bowl title, three playoff victories) in 2013. Below is a look at some of the offseason additions:

SUPER BOWL APPEARANCES/RINGS ADDED

Player	Appearances	Rings
Kevin Boothe	2	2
Tarell Brown	1	0
James Jones	1	1
Carlos Rogers	1	0
Antonio Smith	1	0
Justin Tuck	2	2
C.J. Wilson	1	1
LaMarr Woodley	2	1
Totals	**11**	**7**

PLAYOFF GAMES/GAMES WON

Player	Games	Victories
Kevin Boothe	9	8
Tarell Brown	8	5
James Jones	11	6
Maurice Jones-Drew	2	1
Donald Penn	1	0
Carlos Rogers	8	4
Matt Schaub	3	1
Antonio Smith	8	4
Justin Tuck	10	8
C.J. Wilson	8	5
LaMarr Woodley	8	5
Totals	**76**	**47**

PRO BOWL SELECTIONS

Player	Pro Bowls
Donald Penn	1
Carlos Rogers	1
Matt Schaub	2
Antonio Smith	1
Maurice Jones-Drew	3
Justin Tuck	2
LaMarr Woodley	1
Totals	**11**

ASSOCIATED PRESS ALL-PRO SELECTIONS

Player	First Team	Second Team
Maurice Jones-Drew	1	1
Carlos Rogers	0	1
Justin Tuck	1	1
LaMarr Woodley	0	1
Totals	**2**	**4**

TEAM NOTES

ADDING SACKS

After racking up 38 sacks a year ago, the Raiders went out and continued to improve their ability to get to the quarterback this offseason. Bringing in accomplished sack artists such as **DE LaMarr Woodley**, **DE Justin Tuck** and **DL Antonio Smith**, and drafting young pass rusher **LB Khalil Mack**, Oakland's pass rush looks to improve upon last year's total. **Defensive coordinator Jason Tarver** has some new weapons to rush the quarterback with and here is a look at some of their career sack stats:

FREE AGENT ADDITIONS

Player	Sacks	Sack Yards	Forced Fumbles
Antonio Smith	41.5	262.5	10
Justin Tuck	61.5	402.5	20
LaMarr Woodley	57.0	391.0	9
Totals	**159.0**	**1,051.0**	**39**

*** No. 5 overall pick **LB Khalil Mack** totaled 28.5 sacks for 217.0 yards and 16 forced fumbles during his collegiate career at Buffalo.*

UNDRAFTED GEMS

Every preseason, hundreds of undrafted free agents vie for a spot on their team's 53-man roster. The Raiders have brought in numerous players that were not drafted, developing them into significant contributors for the Silver and Black.

- In 2013, **P Marquette King** posted numbers among the NFL's best in both gross average and punting yards. With 4,107 punting yards on the year, King finished sixth in the NFL, and led the league in gross punting with an average of 48.9.

- **QB Matt McGloin** made his mark on the NFL in his rookie season, making his first career start on Nov. 17, 2013 at Houston. In that game, McGloin became the first undrafted rookie to throw for three-or-more touchdown passes in his first NFL start since 1987. He also became just the second quarterback to throw for three touchdowns without an interception in his first NFL start since the NFL-AFL merger in 1970.

- **WR Andre Holmes**, originally an undrafted free agent with the Minnesota Vikings in 2011, has two of the Raiders' top four single-game receiving totals over the last two seasons.

Below are some of the notable current Raiders who entered the NFL as undrafted free agents:

Player	School	Year	Team
LS Jon Condo	Maryland	2005	Dallas
WR Andre Holmes	Hillsdale	2011	Minnesota
G/T Austin Howard	Northern Iowa	2010	Philadelphia
P Marquette King	Fort Valley State	2012	Oakland
DE Benson Mayowa	Idaho	2013	Seattle
QB Matt McGloin	Penn State	2013	Oakland
FB/RB Jamize Olawale	North Texas	2012	Dallas
T Donald Penn	Utah State	2006	Minnesota
FB Marcel Reece	Washington	2008	Miami
S Brandian Ross	Youngstown State	2011	Green Bay
WR Kenbrell Thompkins	Cincinnati	2013	New England

SACKS & TURNOVERS

In their Week 1 contest at the New York Jets, the Raiders were able to force two turnovers (one **S Charles Woodson** interception and one **CB TJ Carrie** forced fumble/recovery). Oakland also racked up two sacks in the game, one coming when **S Tyvon Branch** registered a 19-yard sack of Geno Smith on third down, knocking the Jets out of field goal range. When **LB Sio Moore** caused a sack-fumble, it marked the first time since 2011 that Oakland had forced at least two fumbles and recorded at least two sacks in their season-opener. The Raiders forced three turnovers and posted five sacks in their win over the Broncos on Sept. 12, 2011. Here is a look at the two games:

Date/Opp.	Sacks	Forced Turnovers	Result
9/12/11 at Den.	5	3	W, 23-20
9/7/14 at NYJ	2	2	L, 14-19

MILES AND MILES

Factoring in three trips to the Eastern time zone and one trip to England for their game in London, the Raiders will travel more miles than any other team in the NFL this season. According to Pro Football Reference, Oakland travels 36,106 miles in 2014, almost 10,000 more miles than any other team. The team also has four trips of over 2,000 miles. Here is a look at the teams that travel the most in 2014:

Team	2014 Traveling Miles	2,000+ Mile Trips
Oakland Raiders	**36,106**	**4**
Seattle Seahawks	26,144	3
Dallas Cowboys	24,746	1
Miami Dolphins	24,546	1
Jacksonville Jaguars	22,230	2
San Diego Chargers	20,186	3
San Francisco 49ers	19,932	1
St. Louis Rams	17,850	0
Arizona Cardinals	17,728	1
Kansas City Chiefs	17,658	0

TOUGH TEST OUT WEST

This season, the AFC West and NFC West will be playing each other in the regular season for the first time since 2010. Combined, the two divisions had five playoff teams in 2013, and the Arizona Cardinals missed the postseason despite winning 10 games. Three of the NFL's "final four" teams from last year's postseason reside in their respective conference's Western division and both Super Bowl participants play in the West. Because of all this, the eight teams from these divisions have the eight hardest schedules in the league, based on their opponent's winning percentage last year. Here is a look at the teams with the 10 most difficult schedules:

Team	Opponents' 2013 Winning %
Oakland	**.578**
Denver	.570
St. Louis	.564
San Diego	.563
San Francisco	.563
Seattle	.561
Kansas City	.559
Arizona	.547
NY Jets	.520
New England	.516

TEAM NOTES

RAIDERS OFF THE FIELD/INTERESTING FACTS

- **General Manager Reggie McKenzie** has an identical twin brother, **Raleigh**, who is a college scout for the team. He also has a son, Kahlil, who is a high school senior and highly-ranked defensive line prospect. He verbally commited to Tennessee, his father's alma mater, in July 2014.
- **Interim Head Coach Tony Sparano**'s son, Tony, is currently an offensive assistant with the New York Jets.
- **Special teams coordinator Bobby April**'s son, Bobby III, is currently the linebackers coach for the New York Jets.
- Prior to joining the Dallas Cowboys as a coach in 2010, **assistant special teams coach Chris Boniol** taught high school math and coached prep football in Lewisville, Texas.
- **Offensive assistant Nick Holz** and **RB Maurice Jones-Drew** were high school teammates at De La Salle High School in nearby Concord, Calif.
- **Tight ends coach Mark Hutson** was part of the famous "fumblerooski" play in the 1988 Orange Bowl, scooping up an intentional fumble and scampering 29 yards for a touchdown with 2:05 remaining.
- **Offensive coordinator Greg Olson**'s wife, Lissa, is currently the assistant track coach at the University of California.
- **Senior offensive assistant Al Saunders** was a ball boy for Al Davis' Raiders in 1963. He is also a native of Hendon, England.
- **Running backs coach Kelly Skipper**'s father, Jim, currently holds the same position for the Carolina Panthers.
- While he was a graduate assistant at UCLA, **defensive coordinator Jason Tarver** also taught chemistry.
- **TE David Ausberry**'s cousin is Tommie Smith, the 1968 Olympic gold medalist in the 200-meters who is long remembered (along with John Carlos) for his salute on the medal stand.
- **G Tony Bergstrom**'s wife, Jessica, is an amateur MMA fighter.
- **QB Derek Carr** is the brother of former No. 1 overall pick of the Houston Texans, David. The two brothers started a training facility for all athletes in Southern California called Carr Elite.
- **WR Andre Holmes'** brother, Jason, plays in the Victorian Football League in Australia for the Sandringham Zebras.
- **K Sebastian Janikowski** is a former member of the Polish national under-17 soccer team and turned down various pro soccer offers to enroll at Florida State.
- **RB Maurice Jones-Drew** hosts his own fantasy football radio show on SiriusXM Radio called "Runnin' with M.J.D."
- **LB Sio Moore** was born in Monrovia, Liberia.
- **T Menelik Watson** was born in Manchester, England and was raised there before attending Marist College to play basketball.
- **C Stefen Wisniewski** is the nephew of Steve Wisniewski, a former All-American guard at Penn State and an eight-time NFL All-Pro during a 13-year career with the Raiders. His father, Leo, also played for the Colts.
- **S Charles Woodson** is a wine entrepreneur, owning the wine label TwentyFour by Charles Woodson, leasing acres of vineyards in Napa Valley, Calif., a short distance from the Raiders' training-camp home.

RAIDERS WIN/LOSS BREAKDOWN

	2014 Season.....				Tony Sparano Career.....			
	Overall	vs. AFCW	Home	Road	Overall	vs. AFCW	Home	Road
Overall	1-10	1-3	1-5	0-5	30-38	8-6	14-21	16-17
On grass	1-7	1-3	1-5	0-2	21-29	8-6	14-21	7-8
On artificial surfaces	0-3	0-0	0-0	0-3	9-9	0-0	0-0	9-9
When scoring first	1-5	1-2	1-3	0-2	18-19	5-4	10-9	8-10
When opponent scores first	0-5	0-1	0-2	0-3	12-19	3-2	4-12	8-7
In overtime	0-0	0-0	0-0	0-0	1-2	0-1	0-1	1-1
When leading after first quarter	1-3	1-0	1-1	0-2	20-9	7-0	10-5	10-4
When leading at halftime	1-0	1-0	1-0	0-0	21-7	6-1	10-4	11-3
When leading after third quarter	1-0	1-0	1-0	0-0	27-8	7-1	12-3	15-5
When trailing after first quarter	0-5	0-1	0-2	0-3	6-15	0-1	2-7	4-8
When trailing at halftime	0-9	0-2	0-4	0-5	6-26	2-3	3-14	3-12
When trailing after third quarter	0-9	0-2	0-4	0-5	2-28	0-4	2-16	0-12
When tied at halftime	0-1	0-1	0-1	0-0	3-5	0-2	1-3	2-2
On Sunday	0-10	0-3	0-5	0-5	27-32	7-6	12-17	15-15
On Monday	0-0	0-0	0-0	0-0	1-4	0-0	1-3	0-1
On Thursday	1-0	1-0	1-0	0-0	2-2	1-0	1-1	1-1
On Saturday	0-0	0-0	0-0	0-0	0-0	0-0	0-0	0-0
Day games (before 5 p.m.)	0-9	0-3	0-4	0-5	27-32	7-6	12-16	15-16
Night games (after 5 p.m.)	1-1	1-0	1-1	0-0	3-6	1-0	2-5	1-1
When OAK had 100-yard rusher	1-0	1-0	1-0	0-0	10-5	4-0	7-3	3-2
When OAK had 100-yard receiver	0-2	0-1	0-2	0-0	8-9	3-1	3-6	5-3
When OAK had 300-yard passer	0-1	0-0	0-0	0-1	3-7	1-0	2-5	1-2
When OPP had 100-yard rusher	0-3	0-1	0-2	0-1	5-5	1-1	1-4	4-1
When OPP had 100-yard receiver	0-2	0-2	0-2	0-0	9-14	4-4	4-8	5-6
When OPP had 300-yard passer	0-2	0-2	0-2	0-0	4-12	2-4	1-6	3-6

TEAM NOTES

RAIDERS QUICK FACTS

First Season: 1960 (American Football League)
Founding Co-owners and Directors: Y. Charles Soda, F. Wayne Valley, Robert L. Osborne, Don Blessing, Charles L. Harney, Roger D. Lapham, Jr., Wallace A. Marsh, William J. Hayes, Edward W. McGah
All-Time Record: Regular season: 435-385-11 (.530)
Postseason: 25-18 (.581)
AFL Championships: 1 - 1967
Super Bowl Championships: 3 - 1976, 1980, 1983
Division Titles: 17 - 1967-70, 1972-76, 1980, 1982-83, 1985, 1990, 2000-02
Conference: American Football Conference
Division: AFC West
Stadium: O.co Coliseum
Capacity: 56,057
Surface: Overseeded Bermuda
Year opened: 1966
League games: 289 (including 17 postseason)
Team Colors: Silver and Black
Radio: Flagship KGMZ (95.7 The Game) and nation-wide Raiders Radio Network (31 stations)
Preseason TV: KTVU-TV (Ch. 2) and KICU-TV (Ch. 36) in Bay Area

RAIDERS MEDIA WEBSITE

The Oakland Raiders have introduced a media website, open to all members of the media, updated with content and publications from the Raiders media relations staff, including media guides, weekly releases, transcripts, post-game notes, flip cards and other information. In an effort to help media members with their coverage of the Raiders, the content will be updated on a daily basis. For any further questions, please contact a member of the Raiders media relations staff.

http://media.raiders.com/

RAIDERS.COM

The Raiders were one of the first professional teams to go online in 1995, and since then, Raiders.com has grown into one of the top online destinations in sports. The site continues to provide exclusive video interviews, comprehensive photography, official press releases, transactions, player stats and biographies, profiles on current and former players and team personnel, press conference video and much more. The Raiders also use social media - Twitter, Facebook and Instagram - to communicate with and interact with the worldwide Raider Nation.

In 2014, the official website of the Oakland Raiders, RAIDERS.COM, will continue to use cutting edge technology to provide the Raider Nation with news, information, team history and entertainment, offering visitors an in-depth, state-of-the-art look at the Silver and Black.

RAIDERS EXCELLENCE

Each season, Raiders players vote on which teammate should receive the prestigious Commitment to Excellence Award, given to the Raider who best exemplifies hard work, leadership, and excellence on and off the field throughout the season. In 2013, **FB Marcel Reece** was presented with the award following a Pro Bowl season on the field, as well as impressive list of off-the-field work. It started as the Gorman Award in 1967 and was later renamed the Commitment to Excellence Award in 1983. Here is a look at the winners of the award since 1967:

Year	Winner
1967	QB Daryle Lamonica
1968	C Jim Otto
1969	CB Willie Brown
1970	QB/K George Blanda
1971	C Jim Otto
1972	RB Marv Hubbard
1973	QB Ken Stabler
1974	QB Ken Stabler
1975	RB Pete Banaszak
1976	QB Ken Stabler
1977	RB Mark Van Eeghen
1978	TE Dave Casper
1979	TE Raymond Chester
1980	LB Ted Hendricks
1981	LB Rod Martin
1983	LB Rod Martin
1984	RB Marcus Allen
1985	RB Marcus Allen
1986	DT Bill Pickel
1987	RB Marcus Allen
1988	RB Marcus Allen
1989	DE Greg Townsend
1990	DE Greg Townsend
1991	S Ronnie Lott
1992	RB Marcus Allen
	CB Terry McDaniel
1993	WR Tim Brown
1994	CB Terry McDaniel
1995	WR Tim Brown
1996	QB Jeff Hostetler
1997	WR Tim Brown
	QB Jeff George
	DT Russell Maryland
1998	LB Greg Biekert
1999	WR Tim Brown
2000	QB Rich Gannon
2001	WR Tim Brown
	G Steve Wisniewski
2002	WR Tim Brown
2003	WR Jerry Rice
2004	WR Ronald Curry
	OL Barry Sims
2005	DE Derrick Burgess
2006	CB Nnamdi Asomugha
2007	RB Justin Fargas
2008	CB Nnamdi Asomugha
2009	RB Justin Fargas
	TE Zach Miller
2010	RB Rock Cartwright
2011	RB Rock Cartwright
2012	LS Jon Condo
2013	FB Marcel Reece

INDIVIDUAL NOTES

A LEADER IN PICKS

S Charles Woodson, who posted nine interceptions when he won the NFL's Defensive Player of the Year award in 2009, is the NFL's active leader in interceptions. Woodson, in his 17th NFL campaign, has 58 interceptions, 15 more than DeAngelo Hall's 43. Woodson has five seasons with at least five picks in his Hall of Fame career.

ACTIVE INTERCEPTION LEADERS

Rank	Player	INTs
1.	**S Charles Woodson (Oak.)**	**58**
2.	CB DeAngelo Hall (Was.)	43
3t.	CB Terence Newman (Cin.)	36
3t.	CB Charles Tillman (Chi.)	36

LONG-TERM HAWK

Remarkably, **S Charles Woodson** has intercepted at least one pass in each of his first 17 NFL seasons. Woodson has joined an elite company of just one other player to intercept a pass in at least 17 consecutive seasons. He is now in sole posession of second place on this list, trailing only Hall of Famer Darrell Green. Woodson has four seasons of at least seven interceptions in his career.

Player	Consec. Seasons w/INT	Years
Darrell Green#	19	1983-2000
Charles Woodson*	**17**	**1998-2014**
Eugene Robinson	16	1985-2000
Willie Brown#	16	1963-78

* - Still Active
\# - Hall of Famer

WOODSON QUICK HITS

- Only two players in football history have ever won a Heisman Trophy, Associated Press Rookie of the Year, Associated Press Player of the Year and a Super Bowl in their career. Charles Woodson is one of them. The other? Former Raiders RB Marcus Allen.
- Since 1995, only four players have won both the Associated Press Defensive Rookie of the Year and Associated Press Defensive Player of the Year awards in their career - Raiders **S Charles Woodson** (1998 & 2009), Ravens OLB Terrell Suggs (2003 & 2011), former Bears LB Brian Urlacher (2000 & 2005) and Panthers LB Luke Kuechly (2012 & 2013).
- Woodson posted an interception touchdown in six straight seasons (2006-11), becoming the first player in NFL history to do so. No other NFL player has accomplished the feat in more than four consecutive seasons.
- In 2009, Woodson became the fourth player in NFL history (since sacks became an official statistic in 1982) to record at least nine interceptions and two sacks in a single season.
- Is the only player in NFL history to post at least seven interceptions and two sacks in back-to-back seasons.
- Became the first NFL player (since sacks became an official statistic in 1982) to record two interceptions, an interception touchdown, a sack and a fumble recovery in the same game when he posted all of those statistics on 11/26/09 at Det.

FIRST TO 50/20

In Week 12 against Kansas City, **S Charles Woodson** achieved some history. With a third quarter sack of Chiefs QB Alex Smith, Woodson became the first player since sacks became an official statistic in 1982 to record 50 sacks and 20 interceptions for his career. Woodson is the only active player with at least 50 career picks and one of just 39 players in NFL history. His 20 sacks are tops among current defensive backs and make him just one of eight defensive backs to record at least 20 sacks for their career.

TAKING IT TO THE HOUSE

The only thing better than forcing a turnover is turning it into a touchdown, and **S Charles Woodson** has done that just as well as anybody in the history of the NFL. Woodson is one interception-touchdown away from tying Rod Woodson's all-time mark, and just one defensive touchdown away from setting the all-time mark. With every touchdown going forward, Woodson will be adding a new note to the NFL record books.

NFL ALL-TIME INT-TDs

Rank	Player	INT-TDs
1.	Rod Woodson	12
2t.	**Charles Woodson**	**11**
2t.	Darren Sharper	11

NFL ALL-TIME DEFENSIVE TDs

Rank	Player	Defensive TDs
1t.	**Charles Woodson**	**13**
1t.	Rod Woodson	13
1t.	Darren Sharper	13
4.	Aeneas Williams	12

INDIVIDUAL NOTES

SACK ARTIST

In an effort to bolster the pass rush, Oakland signed proven pass rushers **DE Justin Tuck** and **DE LaMarr Woodley** this past offseason. Tuck, who owns 62.5 career sacks, joins the Raiders after nine seasons with the New York Giants. He helped the Giants win two Super Bowls during his tenure, while earning two trips to the Pro Bowl and two Associated Press All-Pro selections (one first team and one second team).

NFL SACK LEADERS (SINCE 2007)

Rank	Player	Sacks
9.	OLB Julius Peppers (GB)	70.0
10.	OLB James Harrison (Pit.)	66.0
11.	**DE Justin Tuck (Oak.)**	**61.5**
12.	OLB Terrell Suggs (Bal.)	60.5
13t.	DE Chris Clemons (Jac.)	60.0
13t.	DE Cameron Wake (Mia.)	60.0

DOUBLE DIGIT SACKS

With 11.0 sacks in 2013, **DE Justin Tuck** recorded the fourth double-digit sack season of his career. The 11.0 sacks (9.5 of which came over the final six games) were the third highest total of his career. Here is a look at Tuck's season-by-season sack numbers, with the double-digit campaigns bolded:

JUSTIN TUCK SEASON-BY-SEASON SACKS

Season	Sacks
2005	1.0
2006	0.0
2007	**10.0**
2008	**12.0**
2009	6.0
2010	**11.5**
2011	5.0
2012	4.0
2013	**11.0**
2014	2.0
Totals	**62.5**

SUPER BOWL PERFORMERS

In the biggest game there is in football, **DE Justin Tuck** and **DE LaMarr Woodley** have performed. Each has played in two Super Bowls, and they have three Super Bowl rings between them. They are also both in the top five with career sacks in the Super Bowl (since 1982), with Tuck in second with four Super Bowl sacks, and Woodley tied for third with three. Here is a look at their career stat lines in the big game:

JUSTIN TUCK SUPER BOWL STATS

GP	GS	Total	Solo	Asst.	Sacks	Yds.	FF
2	1	9	8	1	4.0	24.0	1

LaMARR WOODLEY SUPER BOWL STATS

GP	GS	Total	Solo	Asst.	Sacks	Yds.	FF
2	2	7	6	1	3.0	9.0	1

SILVER AND MACK

The Raiders used their first-round selection and the No. 5 overall pick in the 2014 NFL Draft to select **LB Khalil Mack** from the University of Buffalo. Mack joins Oakland following a stellar collegiate career, where he set numerous school records, including career sacks (28.5) and tackles for loss (75). He is also the NCAA's all-time leader with 16 forced fumbles. At Buffalo, he totaled 327 tackles (186 solo), 28.5 sacks, 16 forced fumbles, three fumble recoveries, four interceptions and 21 passes defensed. He has earned a starting spot at linebacker as rookie, setting himself up for future success in the Silver and Black. Here is a look at his rookie numbers:

KHALIL MACK 2014 STATS

GP	GS	Total	Solo	Asst.	Sacks	Yds.	INTs	PD	FF
11	11	64	49	15	1.0	5.0	0	3	1

S"MACK" TALK

LB Khalil Mack's NFL career is still in its initial stages, but opposing coaches and players are already taking notice. Mack has made an impact on games as a run defender and pass rusher. Here are a few things players and coaches around the NFL have had to say about Mack:

"Khalil was definitely a guy that we thought was an instinctive player, an explosive player, a guy that we felt like his best football was ahead of him, because we felt like this is a guy that can really rush the passer and also probably drop into pass coverage, be a second-level defender. That's what we see on tape, he's a really good football player." ***- Texans Head Coach Bill O'Brien, Sept. 10, 2014***

"No. 52 [Khalil Mack] is a phenomenal player. He's a great pass rusher, but he's really good in the run game. We knew it was going to be a challenge." ***- Cardinals QB Carson Palmer, Oct. 19, 2014***

"He was a guy that was definitely highly rated on our board. We thought a lot of him coming out. And sometimes you don't necessarily get the sack production and people can be fooled by that. We look at the effectiveness of a rusher – how much they're affecting the quarterback. They might not be getting the finish, they might be causing production for somebody else." ***- Browns Head Coach Mike Pettine, Oct. 22, 2014***

"Talking to the guys in the locker room, he gained the respect of everybody on our team. That guy 52, Khalil Mack, is one of the best players we've gone against this year and that's a unanimous decision in that locker room. He gained all of our respect, and we knew coming in he was going to be a tough player." ***- Browns QB Brian Hoyer, Oct. 26, 2014***

"He's a rookie, but you wouldn't think that by the way he's been playing. When you look at him on film, he attacks the line and he's aggressive. He makes plays." ***- Browns RB Terrance West, Oct. 26, 2014***

"I think he's really good. He jumps off the film. Every one of our coaches, when they break up and start looking at the Raiders and taking seriously what they're doing well, everybody comes back talking about him. He's almost unblockable and he's got a great motor. He's fast, he's tough, he's instinctive. We think he's an obvious factor." ***- Seahawks Head Coach Pete Carroll, Oct. 29, 2014***

INDIVIDUAL NOTES

DURABLE "NINJA"

Since 2006, **DL Antonio Smith** has been among the most durable players in the NFL. Smith has missed just one regular season game since 2006, with that game missed coming via a suspension. Smith, who goes by the nickname "The Ninja," set career highs for sacks in 2011 and then again in 2012. Here is a look at his tackle and sack totals over his career:

ANTONIO SMITH CAREER TACKLES AND SACKS

Season	GP	GS	Tackles	Solo	Asst.	Sacks
2004	2	0	0	0	0	0.0
2005	11	8	16	16	0	3.0
2006	16	8	25	15	10	2.5
2007	16	13	44	37	7	5.5
2008	16	10	41	31	10	3.5
2009	16	15	34	26	8	4.5
2010	16	16	38	23	15	4.0
2011	16	16	25	19	6	6.5
2012	16	16	30	23	7	7.0
2013	15	15	30	22	8	5.0
2014	11	11	27	12	15	1.0
Totals	**151**	**128**	**310**	**224**	**86**	**42.5**

ROOKIE CONTRIBUTORS

The Raiders' 2014 Draft class has been thrown into the NFL fire right away, with numerous players making significant contributions. Not only are highly touted rookies **LB Khalil Mack** (first round) and **QB Derek Carr** (second round) making their impact felt, third rounder **G Gabe Jackson**, fourth rounder **DT Justin "Jelly" Ellis** and seventh rounder **CB TJ Carrie** are all contributing in significant ways.

G Gabe Jackson won the starting left guard job coming out of training camp and has started in eight games so far, helping a unit that is one of the best in the NFL at protecting the quarterback.

DT Justin Ellis has appeared in all 11 games, starting nine of them, and adding depth to the defensive line. Here are his season stats:

GP	GS	Total	Solo	Asst.	Sacks	Yds.	INTs	PD	FF
11	9	26	13	13	0.0	0.0	0	1	0

CB TJ Carrie has been asked to play a number of roles for the Silver and Black, playing cornerback in the team's nickel packages and serving as Oakland's primary punt and kickoff returner. As a punt returner, Carrie has totaled 155 return yards on 16 returns and 236 return yards on nine returns as a kick returner. Here are his defensive stats:

GP	GS	Total	Solo	Asst.	Sacks	Yds.	INTs	PD	FF	FR
9	3	32	25	7	0.0	0.0	1	9	1	1

'BACKER BURRIS



LB Miles Burris made his first career start at middle linebacker in Week 1 at the New York Jets this season, filling in for the injured **LB Nick Roach**. In the game, Burris tied a career high with 14 tackles. Burris has started every game since then at middle linebacker for the Silver and Black, providing stability as the defene's quarterback. Here is a look at Burris' 2014 campaign so far at middle linebacker:

MILES BURRIS 2014 STATS

GP	GS	Total	Solo	Asst.	Sacks	Yds.	INTs	PD	FF
11	11	106	62	44	0.0	0.0	0	3	0

ENERGETIC MOORE

LB Sio Moore, the Raiders' high-energy third-round selection in the 2013 NFL Draft, emerged onto the scene in his rookie season. Moore, who played in 15 games and started 11, and was named the NFL Pepsi Next Rookie of the Week for his eight-tackle, 1.5-sack performance on 10/27 vs. Pit. He was also named to the Pro Football Writer's Association's All-Rookie Team. Moore also started things off on the right foot in 2014, recording a team-high 15 tackles, one sack and one forced fumble in the team's Week 1 opener at the New York Jets. Here is a look at Moore's rookie season:

SIO MOORE 2013 STATS

GP	GS	Total	Solo	Asst.	Sacks	Yds.	INTs	PD	FF
15	11	55	33	22	4.5	29.5	0	0	1

DJ AT CORNER



The Raiders' first-round selection (No. 12 overall) in the 2013 NFL Draft, **CB DJ Hayden** has come a long way. After suffering a life-threatening injury to his heart in November 2012, Hayden played a major role in Oakland's defensive makeover. In his rookie year, Hayden recorded 29 tackles and two PD. In the Week 5 win vs. San Diego, Hayden hauled in his first NFL interception, picking off Philip Rivers in the end zone to stop a potential Chargers scoring drive. His season was cut short due to a groin injury on Nov. 20, 2013.

After spending the first seven weeks on the PUP list to start the 2014 season after rehabbing from an offseason foot injury, Hayden returned to game action on Oct. 26, 2014 at Cleveland. In his first significant action of 2014, Hayden had four passes defensed in the Raiders' match-up with the defending champion Seattle Seahawks. He also added his first interception of the season in Week 10 against the Broncos. Here is a look at his 2014 numbers:

DJ HAYDEN 2014 STATS

GP	GS	Total	Solo	Asst.	INTs	PD	FF	FR
5	3	19	14	5	1	8	0	0

INDIVIDUAL NOTES

LOCKDOWN BROWN



Coming across the Bay after seven seasons with the San Francisco 49ers, **CB Tarell Brown** brings a wealth of talent and experience to Oakland. Since becoming a full-time starter and mainstay at cornerback for the 49ers in 2011, Brown has appeared in 56 games with 53 starts, 196 tackles (158 solo), six interceptions, 52 passes defensed and two fumble recoveries. Additionally, in eight postseason starts from 2011-13, Brown has posted 32 tackles (28 solo), two interceptions, seven passes defensed, one forced fumble and one fumble recovery.

TARELL BROWN CAREER STATS

GP	GS	Total	Solo	Asst.	INTs	PD	FF	FR
111	58	267	219	48	11	68	0	2

ALL-PRO ROGERS



Making the move to the East Bay from the 49ers as well this season is fellow **CB Carlos Rogers**. Originally a first-round pick by the Washington Redskins in 2005, Rogers will help solidify the secondary playing in the slot and outside cornerback positions. He spent three seasons in San Francisco, starting all 48 games during his tenure. He was named to the Pro Bowl and earned second-team Associated Press All-Pro honors in 2011.

CARLOS ROGERS CAREER STATS

GP	GS	Total	Solo	Asst.	INTs	PD	FF	FR
133	123	548	424	124	17	112	5	6

DB SACKS

The Raiders have had many great defensive backs throughout their historic past, and Raiders safeties **Charles Woodson** and **Tyvon Branch** rank among them on the franchise's all-time sack list. Branch and Woodson rank third and tied for fourth, respectively, on Oakland's all-time sack list by defensive backs, and the Raiders are hoping they continue to move up in 2014. With his sack against Kansas City in Week 12, Woodson became the first player since sacks became an official statistic in 1982 to record at least 50 interceptions and 20 sacks in a career. Here is a look at the Raiders' all-time sack list by DBs:

RAIDERS SACK LIST (SINCE 1982)

Rank	Player	Sacks
1.	Mike Davis, 1978-85	11.0
2.	Stacey Toran, 1984-88	9.0
3.	**Charles Woodson, 1998-2005, '13-14**	**8.5**
4t.	**Tyvon Branch, 2008-14**	**8.0**
4t.	Albert Lewis, 1994-98	8.0

STARTING CARR



Rookie **QB Derek Carr** was named the Raiders' starting quarterback heading into Week 1 against the New York Jets, becoming the first rookie quarterback in franchise history to start in Week 1. Oakland's second-round pick of the 2014 NFL Draft was solid in his NFL debut, finishing the game 20-for-32 passing for 151 yards, two TDs and a passer rating of 94.7. Carr became the ninth Raider QB and second rookie to throw at least two TD passes in his debut. His 94.7 passer rating is the third highest for a Raider rookie in his first start and 12th among all Raiders starting QBs in their Silver and Black debut. Carr began his career nearly perfect, going 7-for-7 for 53 yards and one TD before throwing his first incompletion in the second quarter. He finished the first half 9-of-12 (75.0 percent).

Carr began his career with a completion percentage of at least 60.0 in his first four games. In NFL history, only two other quarterbacks have accomplished the feat: Robert Griffin III (Was.) in 2012 and Rick Mirer (Sea.) in 1993.

Carr's 300-yard passing performance (328) on Oct. 26 at Cleveland was the first 300-yard passing game of his career and first ever by a Raider rookie.

Carr engineered his first game-winning drive in Week 12 against Kansas City, producing a 17-play, 80-yard touchdown drive that took 7:21, ending with a touchdown pass to **WR James Jones** with 1:42 remaining.

HISTORICAL FEAT

QB Derek Carr vaulted himself into rare company following his 4 TD performance in Week 6 vs. San Diego. Carr posted eight TD passes in his first five games, which is the most ever by a rookie quarterback in the first five games of his career. Here is a look at where Carr's historical start to his career stacks up:

TD PASSES BY ROOKIE QBs (FIRST FIVE GAMES)

Rank	Player	Season	TD Passes
1.	**Derek Carr**	**2014**	**8**
2t.	Andrew Luck	2012	7
2t.	Cam Newton	2011	7
2t.	Geno Smith	2013	7

QB Derek Carr has been completing passes with the kind of pinpoint accuracy only seen a handful of times previously in league history. In his first four games, Carr completed 84-of-133 passes for a completion rate of 63.2 percent. Since 1960, that places Carr second among rookie quarterbacks with at least 100 passing attempts through their first four games. Here is a look:

HIGHEST COMP. % BY ROOKIE QB THROUGH FIRST 4 GAMES (MIN. 100 ATT.)

Rank	Player	Year	Cmp. %
1	Robert Griffin III (Was.)	2012	69.35
2	**Derek Carr (Oak.)**	**2014**	**63.16**
3	Chris Weinke (Car.)	2001	62.14
4	Jim Kelly (Buf.)	1986	61.17
5	Russell Wilson (Sea.)	2012	60.00

INDIVIDUAL NOTES

THE LEAD BACK

Since 2009, **FB Marcel Reece** has been lethal out of the backfield when it comes to picking up big yards through the air. Reece, who is tied for the lead in the NFL during this time in average yards per reception among active RBs and FBs, averages 10.1 yards per catch.

RECEIVING AVERAGE LEADERS AMONG RBs/FBs (SINCE 2009)

Rank	Player	Avg.	Rec.	Yds.
1t.	**Marcel Reece**	**10.1**	**157**	**1,584**
1t.	DeAngelo Williams	10.1	100	1,012
3.	Joique Bell	9.9	126	1,234
4.	Danny Woodhead	9.4	181	1,708
5.	Darren Sproles	9.1	362	3,292

TOUCHDOWN MACHINE



San Jose-native **WR James Jones** joined the Raiders this past offseason, and since 2012, Jones has totaled 21 touchdown receptions, which is good for tied for 12th in the league over that time span. In 2012, Jones led the NFL in touchdown catches, posting 14. He got off to a quick start with Oakland in 2014, recording a touchdown reception in each of the first two games this year. Here is a look at where Jones ranks:

RECEIVING TDS (SINCE 2012)

Rank	Player	TDs	Yards
6.	A.J. Green	26	3,405
7t.	Julius Thomas	24	1,214
7t.	Rob Gronkowski	24	2,194
7t.	Jordy Nelson	24	3,125
10t.	Antonio Brown	22	3,447
10t.	Randall Cobb	22	2,224
12.	**James Jones**	**21**	**2,146**
13t.	Vernon Davis	20	1,595
13t.	Antonio Gates	20	1,901
13t.	Calvin Johnson	20	4,034
13t.	Mike Wallace	20	2,358

- Jones caught at least five touchdown passes in four consecutive seasons (2009-12).

CLUTCH RECEIVING

WR James Jones has brought key veteran leadership since joining the Raiders in the offseason, and his production on third down is no exception. Jones is among the league leaders in third-down receptions, ranking fourth.

RECEPTIONS LEADERS ON THIRD DOWN (2014)

Rank	Player	Receptions
1.	Golden Tate	26
2t.	Antonio Brown	24
2t.	Demaryius Thomas	24
4.	**James Jones**	**22**
5.	Anquan Boldin	20

RAIDERS RUSHING HISTORY

With 422 rushing yards in 2014, **RB Darren McFadden** continues to climb up the Raiders' all-time rushing list. Approaching the likes of Pete Banaszak and Marv Hubbard, "D-Mac" has a chance to leave his mark on the franchise's record book. McFadden moved into sixth place in 2013 and is not far off of the top five.

Rank	Player	Yds.	Games	Att.
1.	Marcus Allen	8,545	145	2,090
2.	Mark van Eeghen	5,907	112	1,475
3.	Clem Daniels	5,103	87	1,133
4.	Napoleon Kaufman	4,792	91	978
5.	Marv Hubbard	4,394	90	913
6.	**Darren McFadden**	**4,135**	**78**	**1,008**
7.	Pete Banaszak	3,772	173	964
8.	Tyrone Wheatley	3,682	78	914
9.	Clarence Davis	3,640	88	804
10.	Justin Fargas	3,369	92	827

DUAL THREAT

With 31 receptions so far this season, **RB Darren McFadden** has increased his career total to 206 catches, moving him into third place on the team's all-time list for receptions by a running back.

Rank	Player	Rec.	Yds.	Avg.	TDs
1.	Marcus Allen	446	4,258	9.5	18
2.	Charlie Garner	211	1,905	9.0	7
3.	**Darren McFadden**	**206**	**1,745**	**8.5**	**5**
4.	Clem Daniels	201	3,291	16.4	24
5.	Hewritt Dixon	190	1,750	9.2	10
6.	Harvey Williams	165	1,229	7.4	5
7.	Mark van Eeghen	162	1,467	9.1	3
8.	Charlie Smith	141	1,596	11.3	10
9.	Jon Ritchie	129	1,026	8.0	4
10.	Napoleon Kaufman	127	1,107	8.7	5

CENTURY MARK McFADDEN

RB Darren McFadden has rushed for 100-or-more yards 13 times in his career and the Raiders have posted an 11-2 record in those games. The Raiders have won seven straight games in which McFadden has eclipsed the 100-yard mark, and have not dropped such a decision since Dec. 12, 2010, at Jacksonville.

Date	Opponent	Rushing Yds.	Result
9/14/09	at Kansas City	164	W, 23-8
9/19/10	St. Louis	145	W, 16-14
9/26/10	at Arizona	105	L, 24-23
10/24/10	at Denver	165	W, 59-14
10/31/10	Seattle	111	W, 33-3
12/12/10	at Jacksonville	123	L, 38-31
12/19/10	Denver	119	W, 39-23
9/12/11	at Denver	150	W, 23-20
9/25/11	New York Jets	170	W, 34-24
9/23/12	Pittsburgh	113	W, 34-31
10/28/12	at Kansas City	114	W, 26-16
12/16/12	Kansas City	110	W, 15-0
9/15/13	Jacksonville	129	W, 19-9

INDIVIDUAL NOTES

TOP 5 RUSHER



Bay Area-native **RB Maurice Jones-Drew** returned to Northern California this offseason when he signed with the Raiders as an unrestricted free agent in March. Among the things he brings to Oakland, "MJD" is sixth on the NFL's active rushing list with 8,140 yards. Jones-Drew is a three-time Pro Bowler and one of the league's most dynamic players. Here is a look at the active rushing list:

Rank	Player	Att.	Yds.	Avg.	TDs
1.	Steven Jackson	2,694	11,182	4.2	67
2.	Frank Gore	2,358	10,651	4.5	62
3.	Adrian Peterson	2,054	10,190	5.0	86
4.	Chris Johnson	1,834	8,365	4.6	51
5.	Marshawn Lynch	1,945	8,241	4.2	68
6.	**Maurice Jones-Drew**	**1,840**	**8,140**	**4.4**	**68**
7.	Matt Forte	1,747	7,488	4.3	40
8.	DeAngelo Williams	1,426	6,825	4.8	46
9.	Jamaal Charles	1,195	6,595	5.5	37
10.	LeSean McCoy	1,366	6,332	4.6	42

CLIMBING THE RANKS

RB Maurice Jones-Drew is tied for 30th in NFL history with 68 rushing touchdowns and ranks 45th with 8,140 rushing yards. Jones-Drew will look to move up in both the following categories in 2014:

ALL-TIME RUSHING YARDS

Rank	Player	Yds.	Games
43.	Gerald Riggs (1982-91)	8,188	129
44.	Priest Holmes (1997-2007)	8,172	113
45.	**Maurice Jones-Drew (2006-14)**	**8,140**	**123**
46.	Larry Csonka (1968-79)	8,081	146
47.	Freeman McNeil (1981-92)	8,074	144

ALL-TIME RUSHING TOUCHDOWNS

Rank	Player	TDs	Games
30t.	Thomas Jones (2000-11)	68	180
30t.	Eddie George (1996-2004)	68	141
30t.	**Maurice Jones-Drew (2006-14)**	**68**	**123**
33t.	Fred Taylor (1998-2010)	66	153
33t.	Michael Turner (2004-12)	66	134
33t.	Ricky Williams (1999-2011)	66	147

MURRAY MAKES HISTORY



In Week 12 against Kansas City, **RB Latavius Murray** burst onto the scene on national television, producing 112 rushing yards on just four carries (28.0 avg.) and two touchdowns before leaving the game due to injury. Here are a few notes from Murray's breakthrough performance:

Murray scored his first career touchdown on an 11-yard run around the left end in the first quarter and added a 90-yard rushing touchdown in the second quarter. Murray finished with four carries for 112 yards (28.0 avg.) and two touchdowns, making him the Raiders' first 100-yard rusher since Marcel Reece ran for 123 yards at NYJ on 12/8/13.

Murray is the first player in NFL history to gain at least 110 rushing yards on five or fewer carries, posting four rushes for 112 yards (28.0 avg.) and two touchdowns, all in the first half.

Murray's 11-yard touchdown run in the first quarter was the first rushing touchdown allowed by the Kansas City Chiefs in their last 12 games (12/22/13 vs. Ind.). It was also the Raiders' third rushing touchdown of the season and the first since 10/19 vs. Arizona.

Murray's 90-yard touchdown run was the Raiders' second rushing touchdown of 90-plus yards since 1998 and the longest by a Raider since Terrelle Pryor's 93-yard score against the Steelers on Oct. 27, 2013.

Murray's 90-yard touchdown was the longest offensive scoring play in the NFL this season and the fourth rushing touchdown of 90-plus yards in Raiders history (last: Terrelle Pryor's 93-yard score vs. Pit., 10/27/13).

TDs FOR MJD

With 81 total touchdowns (68 rushing, 11 receiving, 2 kickoff returns), **RB Maurice Jones-Drew** ranks fifth among active players. He is also second among active players in rushing touchdowns.

TOTAL TOUCHDOWNS (ACTIVE PLAYERS)

Rank	Player	TDs	Games
1.	Antonio Gates	96	174
2.	Adrian Peterson	91	104
3.	Larry Fitzgerald	89	167
4.	Reggie Wayne	82	206
5.	**Maurice Jones-Drew**	**81**	**123**

RUSHING TOUCHDOWNS (ACTIVE PLAYERS)

Rank	Player	TDs	Games
1.	Adrian Peterson	86	104
2.	**Maurice Jones-Drew**	**68**	**123**
3.	Marshawn Lynch	68	115
4.	Steven Jackson	67	154
5.	Frank Gore	62	143

HOLMES BREAKS THROUGH

Following his Week 6 performance against the San Diego Chargers, **WR Andre Holmes** now has two of the top receiving performances over the last three seasons. Holmes' 136 receiving yards last year against the Dallas Cowboys are the most of any Raiders receiver over the last three years and the fourth-best total since 2010. Here is where his two days rank on the franchise list over the last three years.

SINGLE-GAME RECEIVING LEADERS 2012-14

Date	Opp.	Player	Rec. Yards	Receptions	Avg.
11/28/13	**at Dal.**	**Andre Holmes**	**136**	**7**	**19.4**
12/2/12	vs. Cle.	Brandon Myers	130	14	9.3
1/7/13	at NYJ	Rod Streater	130	7	18.6
9/23/13	at Den.	Denarius Moore	124	6	20.7
10/12/14	**vs. SD**	**Andre Holmes**	**121**	**4**	**30.3**

INDIVIDUAL NOTES

BASS' GAME-WINNERS

K Sebastian Janikowski kicked two game-winning field goals in 2012. His 43-yard field goal as time expired against the Steelers on Sept. 23, 2012 marked his 12th career game-winning field goal, and his overtime game-winner against Jacksonville came from 40 yards out and marked the 13th of his career. Below are Janikowski's career game-winning field goals:

Date	Opp.	Dist.	Time Left	Made Score	Final
10/15/00	at KC	43	0:25	20-17	20-17
10/29/00	at SD	24	0:13	15-13	15-13
9/9/01	at KC	31	0:15	27-24	27-24
9/14/03	Cin.	39	0:09	23-20	23-20
9/28/03	SD	46	*5:01	34-31	*34-31
11/7/04	at Car.	19	0:06	27-24	27-24
11/20/05	at Was.	19	1:08	16-13	16-13
10/19/08	NYJ	57	*2:30	16-13	*16-13
11/22/09	Cin.	33	0:15	20-17	20-17
11/7/10	KC	33	*12:07	20-20	*23-20
12/24/11	at KC	36	*12:47	16-13	*16-13
9/23/12	Pit.	43	0:00	34-31	34-31
10/21/12	Jac.	40	*12:54	26-23	26-23

**Denotes overtime*

HITTING FROM A DISTANCE

Known for his booming leg, **K Sebastian Janikowski** is in historic company when it comes to long-distance field goals. With seven more field goals over 50 yards, Janikowski will pass Jason Hanson's mark of 52.

Rank	Player	NFL Seasons	50+ FGs
1.	Jason Hanson	21	52
2.	**Sebastian Janikowski**	**15**	**46**
3.	John Kasay	20	42
4.	Morten Andersen	25	40
5.	Jason Elam	17	39

ALL-TIME RAIDER

Moving up the all-time games played list for a franchise as historic as the Raiders takes longevity, and **K Sebastian Janikowski** has it. Last season, Janikowski moved into second place on the all-time list, and will eventually pass Tim Brown for sole possession of first place some time in 2015. Here is where Janikowski ranks on the Raiders' all-time games played list:

Rank	Player	Years	Games
1.	Tim Brown	1988-2003	240
2.	**Sebastian Janikowski**	**2000-14**	**231**
3.	Gene Upshaw	1967-81	217
4.	Jim Otto	1960-74	210

PUNTING KING



In his first season as the Raiders' punter, **P Marquette King** put up numbers among the NFL's best in both gross and punting yards. With 4,107 punting yards last season, King finished sixth in the league and led the NFL in gross punting with an average of 48.9. Here's how the second-year player from Fort Valley State finished the year:

NFL GROSS PUNTING AVERAGE (2013)

Rank	Player	Avg.	Lg.	TB
1.	**Marquette King (Oak.)**	**48.9**	**66**	**11**
2.	Brandon Fields (Mia.)	48.8	66	7
3.	Andy Lee (SF)	48.2	62	9
4.	Brad Nortman (Car.)	47.8	72	5

NFL PUNTING YARDS (2013)

Rank	Player	Yds.	Lg.	TB
1.	Bryan Anger (Jac.)	4,338	61	8
2.	Steve Weatherford (NYG)	4,271	68	7
3.	Shane Lechler (Hou.)	4,189	65	7
4.	Brandon Fields (Mia.)	4,150	74	4
5.	Sam Koch (Bal.)	4,138	69	9
6.	**Marquette King (Oak.)**	**4,107**	**66**	**11**

King has continued his punting success into his second season in 2014, ranking at the top of the league in punts and punting yards.

Rank	Player	Punts
1.	**Marquette King (Oak.)**	**70**
2.	Bryan Anger (Jac.)	65
3t.	Brett Kern (Ten.)	59
3t.	Colton Schmidt (Buf.)	59

Rank	Player	Punting Yards
1.	**Marquette King (Oak.)**	**3,183**
2.	Bryan Anger (Jac.)	3,020
3.	Brett Kern (Ten.)	2,727
4.	Ryan Quigley (NYJ)	2,682

HISTORICAL PUNTER

In 2013, **P Marquette King** became the third punter in franchise history to lead the league in gross punting with an average of 48.9. It was the eighth time since 1974 that a Raiders punter has led the league in the category. Shance Lechler accomplished the feat four times, and newly-inducted Hall of Famer Ray Guy did it three times. Below is a look at the seasons a Raiders punter has led the league in gross average:

Season	Player	Avg.
2013	**Marquette King**	**48.9**
2009	Shane Lechler	51.1
2007	Shane Lechler	49.1
2004	Shane Lechler	46.7
2003	Shane Lechler	46.9
1977	Ray Guy	43.3
1975	Ray Guy	43.8
1974	Ray Guy	42.2

PERSONNEL GLANCE - OFFENSE

PROBABLE STARTERS

WR 89 James Jones 6-1 200 8th season

Signed with the team in the offseason as an unrestricted free agent from Green Bay...Led the NFL with 14 TD receptions in 2012 and set a career high with 64 receptions...Posted one TD reception in each of his first two games as a Raider...Leads the team in receptions and receiving yards.

LT 72 Donald Penn 6-4 340 9th season

Joined the Raiders in March after eight seasons with Tampa Bay...Has started 119 consecutive games, the second most among active tackles... Was named to the Pro Bowl after the 2010 season.

LG 66 Gabe Jackson 6-3 336 Rookie

Third-round selection by the Raiders in this past May's draft...Made his first NFL start in Week 1 against the Jets...Started all 52 games at left guard over his four seasons at Mississippi State...Was a two-time All-American selection.

C 61 Stefen Wisniewski 6-3 315 4th season

Has started 56 games for the Raiders over the past four seasons...Father, Leo, and uncle, Steve, both played in the NFL, with Steve playing 13 seasons with the Raiders and earning eight Pro Bowls selections.

RG 77 Austin Howard 6-7 330 5th season

Joined the Raiders as an unrestricted free agent from the New York Jets...Made his first start as a Raider in Week 1...Started all 32 games for the Jets at right tackle from 2012-13...Originally entered the league as an undrafted free agent.

RT 69 Khalif Barnes 6-6 320 10th season

Enters his sixth season with the team, having joined in 2009...Has started all or parts of the past five seasons at tackle or guard...Has 111 career starts with Oakland and Jacksonville.

TE 81 Mychal Rivera 6-3 245 2nd season

Emerged onto the scene as a rookie last year, finished second on the team with 38 receptions, 407 yards and four TDs...Played three seasons at Tennessee, earning All-SEC honors as a senior.

WR 18 Andre Holmes 6-4 210 3rd season

Emerged onto the scene last year, totaling 25 receptions for 431 yards and one TD...Posted a season-high 121 receiving yards and two TDs in Week 6 vs. San Diego...In 2012, became the sixth player from Hillsdale College to play in the NFL.

QB 4 Derek Carr 6-3 214 Rookie

The Raiders' second-round pick in this year's draft...Started his first NFL game in Week 1, becoming the first Raiders rookie quarterback to start in Week 1...Set an NFL record for rookie QBs by throwing eight TDs in his first five starts.

RB 20 Darren McFadden 6-1 218 7th season

Ranks sixth on the Raiders' all-time rushing list (4,135) to go along with 25 TDs...Has 13 career 100-yard rushing games...Named a Pro Bowl alternate in 2011.

FB 45 Marcel Reece 6-1 250 5th season

Selected to consecutive Pro Bowls in 2012 and 2013...Has been a team captain since 2012...Initially entered the NFL as an undrafted wide receiver before switching to fullback.

KEY RESERVES

TE 86 David Ausberry 6-1 200 4th season

Spent most of last season on the reserve/injured list following a shoulder injury suffered in the preseason...Has 11 career receptions for 120 yards.

WR 19 Vincent Brown 5-11 190 3rd season

Joined the Raiders on Sept. 15 following his release at the end of training camp by the Chargers...Originally a third-round selection by San Diego in 2011.

RB 21 Maurice Jones-Drew 5-7 210 9th season

Signed with the Raiders in March as an unrestricted free agent from Jacksonville...Was selected to three straight Pro Bowls from 2009-11... Won the NFL rushing crown in 2011 with 1,606 yards.

WR 17 Denarius Moore 6-0 190 4th season

Orginally a fourth-round selection in the 2011 NFL Draft by the Raiders... Led the Raiders with 17 TDs from 2011-13...Career totals include 2,169 receiving yards with 142 receptions and 17 TDs.

RB 28 Latavius Murray 6-3 225 2nd season

Had a breakout game in Week 12 vs. Kansas City, totaling 112 yards on four carries and two TDs (90 and 11 yards)...Has seen time as the team's primary kick returner this season...Totaled 2,424 yards and 37 TDs at UCF.

QB 8 Matt Schaub 6-6 235 11th season

Has been selected to two Pro Bowls (2009 and 2012)...Ranks ninth in NFL history with a 64.0 completion percentage...Left Houston as the franchise leader in every major passing category.

WR 85 Kenbrell Thompkins 6-1 195 2nd season

Claimed off waivers from the New England Patriots in October...Originally signed by New England as an undrafted free agent in 2013 out of Cincinnati...Totaled 32 receptions and 466 yards as a rookie.

RT 71 Menelik Watson 6-5 315 2nd season

The Raiders' 2013 second-round pick, appeared in five games with three starts as a rookie last year...Earned his first start of the season at right tackle in Week 6 vs. San Diego...A native of Manchester, England, began his collegiate career as a basketball player at Marist College.

SPECIALISTS

LS 59 Jon Condo 6-3 240 8th season

Reliable long snapper has handled all long-snapping duties for the Raiders over the last seven seasons...Has earned two Pro Bowl selections, in 2009 and 2011.

K 11 Sebastian Janikowski 6-1 260 15th season

Currently the Raiders all-time leading scorer with 1,545 career points, and has led the team in scoring in each of the 14 previous seasons...Has 46 FGs of 50-or-more yards, good for second all-time.

P 7 Marquette King 6-0 190 3rd season

Led the NFL in punting (48.9 avg.) in his first full season in 2013...Became the third punter in franchise history to lead the league in punting, joining Ray Guy and Shane Lechler.

PERSONNEL GLANCE - DEFENSE

PROBABLE STARTERS

DL 98 C.J. Wilson 6-3 300 5th season

Started and helped the Packers win Super Bowl XLV in 2010...Set career highs in starts (seven), tackles (37) and sacks (2.5) in 2012...Has two sacks on the season.

DT 94 Antonio Smith 6-3 290 10th season

Joined the Raiders as an unrestricted free agent in March from Houston...Has appeared in 138-of-139 games over the past eight years, starting 118 of them...Played for the Hamburg Sea Devils of NFL Europe in 2005...Recorded his first sack as a Raider in Week 11 at San Diego.

DT 78 Justin Ellis 6-2 334 Rookie

Selected by the Raiders in the fourth round of the 2014 NFL Draft... Started 25-of-37 games at Louisiana Tech in four seasons...Earned All-Conference USA honorable mention as a senior...Made his first NFL start in Week 3 at New England.

LE 91 Justin Tuck 6-5 265 10th season

Joined the Raiders as an unrestricted free agent in March from the New York Giants...Owns two Super Bowl rings with the Giants in 2007 and 2011...Was selected to two Pro Bowls (2008 and 2010)...Tied for second on the team with two sacks.

WLB 55 Sio Moore 6-1 240 2nd season

A third-round pick by the Raiders in 2013, led the team with 15 tackles in Week 1 at the Jets...Played in 15 games with 11 starts as a rookie... Named to the Pro Football Writers Associations' All-Rookie Team.

LB 56 Miles Burris 6-2 235 3rd season

Raiders fourth-round selection in 2012...Made his first start at middle linebacker in Week 1 against the Jets...Played in 16 games in his rookie year of 2012 with 15 starts...Posted 138 tackles as a rookie.

SLB 52 Khalil Mack 6-3 252 Rookie

The Raiders' first-round selection (No. 5 overall) in the 2014 NFL Draft... Is the NCAA's all-time leader with 16 forced fumbles...Holds Buffalo's school record with 28.5 sacks...Recorded his first NFL sack in Week 11.

RCB 23 Tarell Brown 5-11 190 8th season

Joined the Raiders as an unrestricted free agent in March from San Francisco...Has started 53 games over the past four seasons, helping the 49ers to three straight appearances in the NFC Championship Game.

LCB 27 Carlos Rogers 6-0 195 10th season

Joined the Raiders as a free agent in March...Originally selected by the Redskins as the ninth-overall pick in the 2005 NFL Draft...Earned his first Pro Bowl bid and second-team Associated Press All-Pro honors in 2011.

FS 24 Charles Woodson 6-1 210 17th season

A three-time first-team All-Pro and eight-time Pro Bowler...Was selected as the Associated Press Defensive Player of the Year in 2009...His 13 defensive TDs are tied with Rod Woodson and Darren Sharper for the most all-time...Became the only player with 50 INTs and 20 sacks in a career in Week 12,

S 29 Brandian Ross 6-1 190 3rd season

Played in a career-high 16 games in 2013 for the Raiders, making 13 starts...Ranked fourth on the team with 101 tackles last year...Re-joined the Raiders via waivers on Sept. 24, 2014.

KEY RESERVES

S 42 Larry Asante 6-0 210 3rd season

Re-joined the Raiders in late October after spending part of training camp with the team...Saw his first significant action of the season in Week 10 vs. Denver, totaling 11 tackles (nine solo).

CB 38 TJ Carrie 6-0 204 Rookie

Selected by the Raiders as one of three picks in the seventh round of the 2014 NFL Draft...Forced a fumble and recovered it in his first NFL action in Week 1...Serves as the team's primary punt and kick returner...Earned first-team All-MAC honors as a senior.

CB 35 Chimdi Chekwa 6-0 190 3rd season

Selected by Oakland in the fourth round in 2011...Appeared in a career-high 15 games in 2013...Career totals include 33 tackles and five passes defensed...Started Week 2 vs. Houston as the nickel corner.

CB 25 DJ Hayden 5-11 190 2nd season

Oakland's first-round pick (12th overall) in the 2013 NFL Draft...Played in eight games with two starts as a rookie, registering one interception... Recorded his first interception of the season in Week 10 vs. Denver.

DE 95 Benson Mayowa 6-3 252 2nd season

Claimed via waivers from the Seattle Seahawks at the end of training camp...Earned a Super Bowl ring with Seattle in 2013...Has seen significant action in recent weeks, adding the Oakland's defensive line depth.

DT 92 Stacy McGee 6-3 310 2nd season

Oakland's sixth-round selection in 2013 NFL Draft, played in 15 games as a rookie last season...Totaled 26 tackles and 0.5 sacks last year...Started five games at defensive tackle in 2013.

NT 90 Pat Sims 6-2 310 7th season

Enters his second season with the Silver and Black, starting a career-high 16 games in 2013...Has 255 tackles (142 solo), seven sacks and one interception for his career.

CB 31 Neiko Thorpe 6-0 230 6th season

Made the 53-man roster at the end of training camp after signing a reserve/future contract with the team in January...Played in nine games with Kansas City in 2012.

DEPTH CHART

OFFENSE

WR	89	James Jones	17	Denarius Moore	19	Vincent Brown	
LT	72	Donald Penn	73	Matt McCants			
LG	66	Gabe Jackson					
C	61	Stefen Wisniewski	67	Kevin Boothe			
RG	77	Austin Howard	70	Tony Bergstrom			
RT	69	Khalif Barnes	71	Menelik Watson			
TE	81	Mychal Rivera	86	David Ausberry	87	Brian Leonhardt	
WR	18	Andre Holmes	12	Brice Butler	85	Kenbrell Thompkins	
QB	4	Derek Carr	8	Matt Schaub	14	Matt McGloin	
RB	20	Darren McFadden	21	Maurice Jones-Drew	28	Latavius Murray	
FB	45	Marcel Reece	49	Jamize Olawale			

DEFENSE

RE	98	C.J. Wilson	95	Benson Mayowa			
DT	94	Antonio Smith	92	Stacy McGee			
NT	78	Justin Ellis	90	Pat Sims			
LE	91	Justin Tuck	96	Denico Autry			
WLB	55	Sio Moore	51	Jamar Chaney	57	Ray-Ray Armstrong	
MLB	56	Miles Burris					
SLB	52	Khalil Mack					
RCB	23	Tarell Brown	25	DJ Hayden	35	Chimdi Chekwa	31 Neiko Thorpe
LCB	27	Carlos Rogers	38	TJ Carrie	39	Keith McGill	
FS	24	Charles Woodson	41	Jonathan Dowling			
SS	29	Brandian Ross	42	Larry Asante			

SPECIAL TEAMS

P	7	Marquette King				
K	11	Sebastian Janikowski				
H	8	Matt Schaub	7	Marquette King		
LS	59	Jon Condo	61	Stefen Wisniewski	87	Brian Leonhardt
KR	38	TJ Carrie	28	Latavius Murray		
PR	38	TJ Carrie	17	Denarius Moore		

***Underline*: Rookie**
[Brackets]: Injured

PRONUNCIATION GUIDE

42 Larry **Asante**.....ah-SAHN-tay
96 **Denico** Autry.....duh-KNEE-co
69 **Khalif** Barnes.....kuh-LEEF
67 Kevin **Boothe** .....BOOTH
23 **Tarell** Brown.....tuh-RELL
35 **Chimdi Chekwa**....CHIM-dee CHECK-wah
11 Sebastian **Janikowski**.....jan-ah-COW-skee
89 Brian **Leonhardt**...LEE-in-hart
52 **Khalil** Mack .....KAH-leel
95 Benson **Mayowa** ..may-OH-uh
17 **Denarius** Moore...den-AIR-ee-us
55 **Sio** Moore .....SEE-oh
28 **Latavius** Murray ...lah-TAY-vee-us
49 **Jamize Olawale**....juh-MAZE oh-lah-WALL-ee
81 **Mychal** Rivera .....MIKE-uhl
8 Matt **Schaub**.....SHOB
85 **Kenbrell** Thompkins.....ken-BRELL
31 **Neiko** Thorpe .....KNEE-co
71 **Menelik** Watson ..MEN-ah-lick
61 **Stefen Wisniewski**..STEFF-en wizz-NEW-skee

As of November 25, 2014

NUMERICAL ROSTER

No.	Name	Pos.	Ht.	Wt.	Birthdate	Age	Exp.	School	Hometown	Acq.
4	Derek Carr	QB	6-3	214	03/28/91	23	R	Fresno State	Bakersfield, Calif.	D2-'14
7	Marquette King	P	6-0	190	10/26/88	26	3	Fort Valley State	Macon, Ga.	FA-'12
8	Matt Schaub	QB	6-6	235	06/25/81	33	11	Virginia	West Chester, Pa.	TR-'14 (Hou.)
11	Sebastian Janikowski	K	6-1	260	03/02/78	36	15	Florida State	Daytona Beach, Fla.	D1-'00
12	Brice Butler	WR	6-3	210	01/29/90	24	2	San Diego State	Norcross, Ga.	D7a-'13
14	Matt McGloin	QB	6-1	210	12/02/89	24	2	Penn State	Scranton, Pa.	FA-'13
17	Denarius Moore	WR	6-0	190	12/09/88	25	4	Tennessee	Tatum, Texas	D5-'11
18	Andre Holmes	WR	6-4	210	06/16/88	26	3	Hillsdale	Elk Grove, Ill.	W-'13 (NE)
19	Vincent Brown	WR	5-11	190	01/25/89	25	4	San Diego State	Rancho Cucamonga, Calif.	FA-'14
20	Darren McFadden	RB	6-1	218	08/27/87	27	7	Arkansas	North Little Rock, Ark.	D1-'08
21	Maurice Jones-Drew	RB	5-7	210	03/23/85	29	9	UCLA	Antioch, Calif.	UFA-'14 (Jac.)
23	Tarell Brown	CB	5-11	190	01/06/85	29	8	Texas	Mesquite, Texas	UFA-'14 (SF)
24	Charles Woodson	S	6-1	210	10/07/76	38	17	Michigan	Fremont, Ohio	FA-'13
25	DJ Hayden	CB	5-11	190	06/27/90	24	2	Houston	Houston, Texas	D1-'13
27	Carlos Rogers	CB	6-0	195	07/02/81	33	10	Auburn	Augusta, Ga.	FA-'14
28	Latavius Murray	RB	6-3	225	01/18/90	24	2	UCF	Nedrow, N.Y.	D6b-'13
29	Brandian Ross	S	6-1	190	09/28/89	25	3	Youngstown State	Meadowbrook, Va.	W-'14 (Mia.)
31	Neiko Thorpe	CB	6-1	200	02/01/90	24	2	Auburn	Tucker, Ga.	FA-'14
35	Chimdi Chekwa	CB	6-0	190	01/07/88	26	3	Ohio State	Clermont, Fla.	D4a-'11
38	TJ Carrie	CB	6-0	204	07/28/90	24	R	Ohio	Antioch, Calif.	D7a-'14
39	Keith McGill	CB	6-3	211	03/09/89	25	R	Utah	La Mirada, Calif.	D4b-'14
41	Jonathan Dowling	S	6-3	190	12/08/91	22	R	Western Kentucky	Bradenton, Fla.	D7c-'14
42	Larry Asante	S	6-0	210	03/07/88	26	3	Nebraska	Alexandria, Va.	FA-'14
45	Marcel Reece	FB	6-1	250	06/23/85	29	5	Washington	Inglewood, Calif.	FA-'08
49	Jamize Olawale	FB/RB	6-1	235	04/17/89	25	2	North Texas	Long Beach, Calif.	FA-'12
51	Jamar Chaney	LB	6-0	242	10/11/86	28	4	Mississippi State	St. Lucie, Fla.	FA-'14
52	Khalil Mack	LB	6-3	252	02/22/91	23	R	Buffalo	Fort Pierce, Fla.	D1-'14
55	Sio Moore	LB	6-1	240	05/02/90	24	2	Connecticut	Cary, N.C.	D3-'13
56	Miles Burris	LB	6-2	235	06/27/88	26	3	San Diego State	Granite Bay, Calif.	D4-'12
57	Ray-Ray Armstrong	LB	6-3	234	03/05/91	23	2	Miami (Fla.)	Sanford, Fla.	W-'14 (StL.)
59	Jon Condo	LS	6-3	240	08/26/81	33	8	Maryland	Philipsburg, Pa.	FA-'06
61	Stefen Wisniewski	C/G	6-3	315	03/22/89	25	4	Penn State	Pittsburgh, Pa.	D2-'11
66	Gabe Jackson	G	6-3	336	07/12/91	23	R	Mississippi State	Liberty, Miss.	D3-'14
67	Kevin Boothe	G	6-5	325	07/05/83	31	9	Cornell	Fort Lauderdale, Fla.	UFA-'14 (NYG)
69	Khalif Barnes	T/G	6-6	320	04/21/82	32	10	Washington	Spring Valley, Calif.	UFA-'09 (Jac.)
70	Tony Bergstrom	G	6-5	315	08/06/86	28	3	Utah	Salt Lake City, Utah	D3-'12
71	Menelik Watson	T	6-5	315	12/22/88	25	2	Florida State	Manchester, England	D2-'13
72	Donald Penn	T	6-4	330	04/27/83	31	9	Utah State	Inglewood, Calif.	FA-'14
73	Matt McCants	T	6-6	310	08/18/89	25	2	UAB	Mobile, Ala.	FA-'13
77	Austin Howard	G/T	6-7	330	03/22/87	27	5	Northern Iowa	Davenport, Iowa	UFA-'14 (NYJ)
78	Justin Ellis	DT	6-2	334	12/27/90	23	R	Louisiana Tech	Monroe, La.	D4a-'14
81	Mychal Rivera	TE	6-3	245	09/08/90	24	2	Tennessee	Valencia, Calif.	D6c-'13
85	Kenbrell Thompkins	WR	6-1	195	07/29/88	26	2	Cincinnati	Miami, Fla.	W-'14 (NE)
86	David Ausberry	TE	6-4	250	09/25/87	27	4	USC	Lemoore, Calif.	D7-'11
87	Brian Leonhardt	TE	6-5	255	04/02/90	24	1	Bemidji State	Blaine, Minn.	FA-'13
89	James Jones	WR	6-1	200	03/31/84	30	8	San Jose State	San Jose, Calif.	UFA-'14 (GB)
90	Pat Sims	DT	6-2	310	11/29/85	28	7	Auburn	Fort Lauderdale, Fla.	UFA-'13 (Cin.)
91	Justin Tuck	DE	6-5	265	03/29/83	31	10	Notre Dame	Kellyton, Ala.	UFA-'14 (NYG)
92	Stacy McGee	DT	6-3	310	01/17/90	24	2	Oklahoma	Muskogee, Okla.	D6d-'13
94	Antonio Smith	DL	6-3	290	10/21/81	33	10	Oklahoma State	Oklahoma City, Okla.	UFA-'14 (Hou.)
95	Benson Mayowa	DE	6-3	252	08/03/91	23	2	Idaho	Inglewood, Calif.	W-'14 (Sea.)
96	Denico Autry	DE	6-5	273	07/15/90	24	R	Mississippi State	Albemarle, N.C.	FA-'14
98	C.J. Wilson	DL	6-3	300	03/30/87	27	5	East Carolina	Pinetown, N.C.	UFA-'14 (GB)
Practice Squad										
15	Seth Roberts	WR	6-2	196	02/22/91	23	R	West Alabama	Moultrie, Ga.	FA-'14
34	George Atkinson III	RB	6-1	218	11/29/92	21	R	Notre Dame	Stockton, Calif.	FA-'14
36	Ras-I Dowling	CB	6-1	210	05/09/88	26	3	Virginia	Chesapeake, Va.	FA-'14
47	Spencer Hadley	LB	6-1	227	10/30/89	25	R	BYU	Connell, Wash.	FA-'14
54	Bojay Filimoeatu	LB	6-2	250	12/06/89	24	R	Utah State	West Valley City, Utah	FA-'14
63	Lamar Mady	G	6-2	315	12/13/90	23	2	Youngstown State	Topeka, Kan.	FA-'13
65	Dan Kistler	T	6-7	315	03/30/91	23	R	Montana	Seattle, Wash.	FA-'14
75	Shelby Harris	DE	6-2	288	08/11/91	23	R	Illinois State	Milwaukee, Wisc.	D7b-'14
83	Scott Simonson	TE	6-5	249	04/13/92	22	R	Assumption	Red Bank, N.J.	FA-'14
93	Ricky Lumpkin	DT	6-4	300	09/07/88	26	1	Kentucky	Mount Holly, N.J.	FA-'13
Reserve/Injured - Designated for Return										
80	Rod Streater	WR	6-3	195	02/09/88	26	3	Temple	Burlington, N.J.	FA-'12
Reserve/Injured										
22	Taiwan Jones	CB	6-0	195	07/26/88	26	4	Eastern Washington	Antioch, Calif.	D4b-'11
26	Usama Young	S	5-11	195	05/08/85	29	8	Kent State	Largo, Md.	FA-'13
33	Tyvon Branch	S	6-0	210	12/11/86	27	7	Connecticut	Cicero, N.Y.	D4-'08
30	Kory Sheets	RB	5-11	208	03/31/85	29	3	Purdue	Manchester, Conn.	FA-'14
53	Nick Roach	LB	6-1	235	06/16/85	29	8	Northwestern	Milwaukee, Wisc.	UFA-'13 (Chi.)
58	LaMarr Woodley	DE	6-2	265	11/03/84	30	8	Michigan	Saginaw, Mich.	FA-'14
88	Nick Kasa	TE	6-6	265	11/05/90	24	2	Colorado	Thornton, Colo.	D6a-'13

As of November 25, 2014

ALPHABETICAL ROSTER

No.	Name	Pos.	Ht.	Wt.	Birthdate	Age	Exp.	School	Hometown	Acq.
57	Armstrong, Ray-Ray	LB	6-3	234	03/05/91	23	2	Miami (Fla.)	Sanford, Fla.	W-'14 (StL.)
42	Asante, Larry	S	6-0	210	03/07/88	26	3	Nebraska	Alexandria, Va.	FA-'14
86	Ausberry, David	TE	6-4	250	09/25/87	27	4	USC	Lemoore, Calif.	D7-'11
96	Autry, Denico	DE	6-5	273	07/15/90	24	R	Mississippi State	Albemarle, N.C.	FA-'14
69	Barnes, Khalif	T/G	6-6	320	04/21/82	32	10	Washington	Spring Valley, Calif.	UFA-'09 (Jac.)
70	Bergstrom, Tony	G	6-5	315	08/06/86	28	3	Utah	Salt Lake City, Utah	D3-'12
67	Boothe, Kevin	G	6-5	325	07/05/83	31	9	Cornell	Fort Lauderdale, Fla.	UFA-'14 (NYG)
23	Brown, Tarell	CB	5-11	190	01/06/85	29	8	Texas	Mesquite, Texas	UFA-'14 (SF)
19	Brown, Vincent	WR	5-11	190	01/25/89	25	4	San Diego State	Rancho Cucamonga, Calif.	FA-'14
56	Burris, Miles	LB	6-2	235	06/27/88	26	3	San Diego State	Granite Bay, Calif.	D4-'12
12	Butler, Brice	WR	6-3	210	01/29/90	24	2	San Diego State	Norcross, Ga.	D7a-'13
4	Carr, Derek	QB	6-3	214	03/28/91	23	R	Fresno State	Bakersfield, Calif.	D2-'14
38	Carrie, TJ	CB	6-0	204	07/28/90	24	R	Ohio	Antioch, Calif.	D7a-'14
51	Chaney, Jamar	LB	6-0	242	10/11/86	28	4	Mississippi State	St. Lucie, Fla.	FA-'14
35	Chekwa, Chimdi	CB	6-0	190	01/07/88	26	3	Ohio State	Clermont, Fla.	D4a-'11
59	Condo, Jon	LS	6-3	240	08/26/81	33	8	Maryland	Philipsburg, Pa.	FA-'06
41	Dowling, Jonathan	S	6-3	190	12/08/91	22	R	Western Kentucky	Bradenton, Fla.	D7c-'14
78	Ellis, Justin	DT	6-2	334	12/27/90	23	R	Louisiana Tech	Monroe, La.	D4a-'14
25	Hayden, DJ	CB	5-11	190	06/27/90	24	2	Houston	Houston, Texas	D1-'13
18	Holmes, Andre	WR	6-4	210	06/16/88	26	3	Hillsdale	Elk Grove, Ill.	W-'13 (NE)
77	Howard, Austin	G/T	6-7	330	03/22/87	27	5	Northern Iowa	Davenport, Iowa	UFA-'14 (NYJ)
66	Jackson, Gabe	G	6-3	336	07/12/91	23	R	Mississippi State	Liberty, Miss.	D3-'14
11	Janikowski, Sebastian	K	6-1	260	03/02/78	36	15	Florida State	Daytona Beach, Fla.	D1-'00
89	Jones, James	WR	6-1	200	03/31/84	30	8	San Jose State	San Jose, Calif.	UFA-'14 (GB)
21	Jones-Drew, Maurice	RB	5-7	210	03/23/85	29	9	UCLA	Antioch, Calif.	UFA-'14 (Jac.)
7	King, Marquette	P	6-0	190	10/26/88	26	3	Fort Valley State	Macon, Ga.	FA-'12
87	Leonhardt, Brian	TE	6-5	255	04/02/90	24	1	Bemidji State	Blaine, Minn.	FA-'13
52	Mack, Khalil	LB	6-3	252	02/22/91	23	R	Buffalo	Fort Pierce, Fla.	D1-'14
95	Mayowa, Benson	DE	6-3	252	08/03/91	23	2	Idaho	Inglewood, Calif.	W-'14 (Sea.)
73	McCants, Matt	T	6-6	310	08/18/89	25	2	UAB	Mobile, Ala.	FA-'13
20	McFadden, Darren	RB	6-1	218	08/27/87	27	7	Arkansas	North Little Rock, Ark.	D1-'08
92	McGee, Stacy	DT	6-3	310	01/17/90	24	2	Oklahoma	Muskogee, Okla.	D6d-'13
39	McGill, Keith	CB	6-3	211	03/09/89	25	R	Utah	La Mirada, Calif.	D4b-'14
14	McGloin, Matt	QB	6-1	210	12/02/89	24	2	Penn State	Scranton, Pa.	FA-'13
17	Moore, Denarius	WR	6-0	190	12/09/88	25	4	Tennessee	Tatum, Texas	D5-'11
55	Moore, Sio	LB	6-1	240	05/02/90	24	2	Connecticut	Cary, N.C.	D3-'13
28	Murray, Latavius	RB	6-3	225	01/18/90	24	2	UCF	Nedrow, N.Y.	D6b-'13
49	Olawale, Jamize	FB/RB	6-1	235	04/17/89	25	2	North Texas	Long Beach, Calif.	FA-'12
72	Penn, Donald	T	6-4	340	04/27/83	31	9	Utah State	Inglewood, Calif.	FA-'14
45	Reece, Marcel	FB	6-1	250	06/23/85	29	5	Washington	Inglewood, Calif.	FA-'08
81	Rivera, Mychal	TE	6-3	245	09/08/90	24	2	Tennessee	Valencia, Calif.	D6c-'13
27	Rogers, Carlos	CB	6-0	195	07/02/81	33	10	Auburn	Augusta, Ga.	FA-'14
29	Ross, Brandian	S	6-1	190	09/28/89	25	3	Youngstown State	Meadowbrook, Va.	W-'14 (Mia.)
8	Schaub, Matt	QB	6-6	235	06/25/81	33	11	Virginia	West Chester, Pa.	TR-'14 (Hou.)
90	Sims, Pat	DT	6-2	310	11/29/85	28	7	Auburn	Ft. Lauderdale, Fla.	UFA-'13 (Cin.)
94	Smith, Antonio	DL	6-3	290	10/21/81	33	10	Oklahoma State	Oklahoma City, Okla.	UFA-'14 (Hou.)
85	Thompkins, Kenbrell	WR	6-1	195	07/29/88	26	2	Cincinnati	Miami, Fla.	W-'14 (NE)
31	Thorpe, Neiko	CB	6-1	200	02/01/90	24	2	Auburn	Tucker, Ga.	FA-'14
91	Tuck, Justin	DE	6-5	265	03/29/83	31	10	Notre Dame	Kellyton, Ala.	UFA-'14 (NYG)
71	Watson, Menelik	T	6-5	315	12/22/88	25	2	Florida State	Manchester, England	D2-'13
98	Wilson, C.J.	DL	6-3	300	03/30/87	27	5	East Carolina	Pinetown, N.C.	UFA-'14 (GB)
61	Wisniewski, Stefen	C/G	6-3	315	03/22/89	25	4	Penn State	Pittsburgh, Pa.	D2-'11
24	Woodson, Charles	S	6-1	210	10/07/76	38	17	Michigan	Fremont, Ohio	FA-'13
Practice Squad										
34	Atkinson III, George	RB	6-1	218	11/29/92	21	R	Notre Dame	Stockton, Calif.	FA-'14
36	Dowling, Ras-I	CB	6-1	210	05/09/88	26	3	Virginia	Chesapeake, Va.	FA-'14
54	Filimoeatu, Bojay	LB	6-2	250	12/06/89	24	R	Utah State	West Valley City, Utah	FA-'14
47	Hadley, Spencer	LB	6-1	227	10/30/89	25	R	BYU	Connell, Wash.	FA-'14
75	Harris, Shelby	DE	6-2	288	08/11/91	23	R	Illinois State	Milwaukee, Wisc.	D7b-'14
65	Kistler, Dan	T	6-7	315	03/30/91	23	R	Montana	Seattle, Wash.	FA-'14
93	Lumpkin, Ricky	DT	6-4	300	09/07/88	26	1	Kentucky	Mount Holly, N.J.	FA-'13
63	Mady, Lamar	G	6-2	315	12/13/90	23	2	Youngstown State	Topeka, Kan.	FA-'13
15	Roberts, Seth	WR	6-2	196	02/22/91	23	R	West Alabama	Moultrie, Ga.	FA-'14
83	Simonson, Scott	TE	6-5	249	04/13/92	22	R	Assumption	Red Bank, N.J.	FA-'14
Reserve/Injured - Designated for Return										
80	Streater, Rod	WR	6-3	195	02/09/88	26	3	Temple	Burlington, N.J.	FA-'12
Reserve/Injured										
33	Branch, Tyvon	S	6-0	210	12/11/86	27	7	Connecticut	Cicero, N.Y.	D4-'08
22	Jones, Taiwan	CB	6-0	195	07/26/88	26	4	Eastern Washington	Antioch, Calif.	D4b-'11
88	Kasa, Nick	TE	6-6	265	11/05/90	24	2	Colorado	Thornton, Colo.	D6a-'13
53	Roach, Nick	LB	6-1	235	06/16/85	29	8	Northwestern	Milwaukee, Wisc.	UFA-'13 (Chi.)
30	Sheets, Kory	RB	5-11	208	03/31/85	29	3	Purdue	Manchester, Conn.	FA-'14
58	Woodley, LaMarr	DE	6-2	265	11/03/84	30	8	Michigan	Saginaw, Mich.	FA-'14
26	Young, Usama	S	5-11	195	05/08/85	29	8	Kent State	Largo, Md.	FA-'13

As of November 25, 2014

POSITIONAL ROSTER

OFFENSE

OFFENSIVE LINE

61	Stefen Wisniewski	C/G
66	Gabe Jackson	G
67	Kevin Boothe	G
69	Khalif Barnes	T/G
70	Tony Bergstrom	G
71	Menelik Watson	T
72	Donald Penn	T
73	Matt McCants	T
77	Austin Howard	G/T

QUARTERBACKS

4	Derek Carr	QB
8	Matt Schaub	QB
14	Matt McGloin	QB

RUNNING BACKS

20	Darren McFadden	RB
21	Maurice Jones-Drew	RB
28	Latavius Murray	RB
45	Marcel Reece	FB
49	Jamize Olawale	FB/RB

TIGHT ENDS

81	Mychal Rivera	TE
86	David Ausberry	TE
87	Brian Leonhardt	TE

WIDE RECEIVERS

12	Brice Butler	WR
17	Denarius Moore	WR
18	Andre Holmes	WR
19	Vincent Brown	WR
85	Kenbrell Thompkins	WR
89	James Jones	WR

PRACTICE SQUAD

15	Seth Roberts	WR
34	George Atkinson III	RB
36	Ras-I Dowling	CB
47	Spencer Hadley	LB
54	Bojay Filimoeatu	LB
63	Lamar Mady	G
65	Dan Kistler	T
75	Shelby Harris	DE
83	Scott Simonson	TE
93	Ricky Lumpkin	DT

DEFENSE

DEFENSIVE LINE

78	Justin Ellis	DT
90	Pat Sims	DT
91	Justin Tuck	DE
92	Stacy McGee	DT
94	Antonio Smith	DL
95	Benson Mayowa	DE
96	Denico Autry	DE
98	C.J. Wilson	DL

LINEBACKERS

51	Jamar Chaney	LB
52	Khalil Mack	LB
55	Sio Moore	LB
56	Miles Burris	LB
57	Ray-Ray Armstrong	LB

SECONDARY

23	Tarell Brown	CB
24	Charles Woodson	S
25	DJ Hayden	CB
27	Carlos Rogers	CB
29	Brandian Ross	S
31	Neiko Thorpe	CB
35	Chimdi Chekwa	CB
38	TJ Carrie	CB
39	Keith McGill	CB
41	Jonathan Dowling	S
42	Larry Asante	S

SPECIALISTS

7	Marquette King	P
11	Sebastian Janikowski	K
59	Jon Condo	LS

RESERVE/INJURED - DESIGNATED FOR RETURN

80	Rod Streater	WR

RESERVE/INJURED

22	Taiwan Jones	CB
26	Usama Young	S
30	Kory Sheets	RB
33	Tyvon Branch	S
53	Nick Roach	LB
58	LaMarr Woodley	DE
88	Nick Kasa	TE

As of November 25, 2014

OAKLAND RAIDERS PARTICIPATION CHART

Player	9/7 at NYJ	9/14 vs. Hou.	9/21 at NE	9/28 vs. Mia.	10/12 vs. SD	10/19 vs. Ari.	10/26 at Cle.	11/2 at Sea.	11/9 vs. Den.	11/16 at SD	11/20 vs. KC	11/30 at StL.	12/7 vs. SF	12/14 at KC	12/21 vs. Buf.	12/28 at Den.	REGULAR SEASON TOTALS: GAMES PLAYED	GAMES STARTED	DID NOT PLAY	INACTIVE
Armstrong, Ray-Ray	NOR	NOR	NOR	NOR	INA	X	X	X	X	X	X						6	0	0	1
Asante, Larry	NOR	NOR	NOR	NOR	NOR	NOR	NOR	X	SS	X	SS						4	2	0	0
Atkinson III, George	PS	PS	PS	PS	PS	PS	PS	PS	PS	PS	PS						0	0	0	0
Ausberry, David	X	X	X	X	X	X	INA	INA	INA	INA	INA						6	0	0	5
Autry, Denico	PS	PS	PS	PS	PS	PS	X	X	X	X	X						5	0	0	0
Barnes, Khalif	RT	RT	RT	RT	INA	INA	X	T	LG	LG	LG						9	8	0	2
Bergstrom, Tony	INA	INA	INA	INA	INA	INA	INA	INA	INA	INA	INA						0	0	0	11
Boothe, Kevin	DNP	DNP	DNP	DNP	DNP	DNP	DNP	X	X	X	X						4	0	7	0
Branch, Tyvon	SS	SS	SS	IR	IR	IR	IR	IR	IR	IR	IR						3	3	0	0
Brown, Tarell	RCB	RCB	RCB	RCB	RCB	RCB	RCB	RCB	RCB	RCB	RCB						11	11	0	0
Brown, Vincent	NOR	NOR	X	X	INA	INA	INA	INA	X	INA	X						4	0	0	5
Burnett, Kaelin	IR	IR	NOR	NOR	NOR	NOR	NOR	NOR	NOR	NOR	NOR						0	0	0	0
Burris, Miles	MLB	MLB	MLB	MLB	MLB	MLB	MLB	MLB	MLB	MLB	MLB						11	11	0	0
Butler, Brice	INA	X	X	X	X	X	X	X	X	X	X						10	0	0	1
Carr, Derek	QB	QB	QB	QB	QB	QB	QB	QB	QB	QB	QB						11	11	0	0
Carrie, TJ	X	X	X	X	CB	X	X	LCB	INA	CB	INA						9	3	0	2
Chaney, Jamar	NOR	NOR	NOR	NOR	X	X	X	X	X	X	X						7	0	0	0
Chekwa, Chimdi	INA	CB	INA	CB	X	X	X	INA	INA	X	X						7	2	0	4
Condo, Jon	X	X	X	X	X	X	X	X	X	X	X						11	0	0	0
Dowling, Jonathan	X	INA	X	X	INA	X	X	X	X	INA	INA						7	0	0	4
Dowling, Ras-I	PS	PS	PS	PS	PS	PS	PS	PS	PS	PS	PS						0	0	0	0
Ellis, Justin	X	X	NT	NT	NT	NT	NT	NT	NT	NT	NT						11	9	0	0
Filimoeatu, Bojay	PS	X	X	X	X	X	INA	PS	PS	PS	PS						5	0	0	1
Hadley, Spencer	PS	PS	PS	PS	PS	PS	PS	PS	PS	PS	PS						0	0	0	0
Harris, Shelby	INA	INA	PS	PS	PS	PS	PS	PS	PS	PS	PS						0	0	0	2
Hayden, DJ	PUP	PUP	PUP	PUP	PUP	PUP	X	X	LCB	LCB	LCB						5	3	0	0
Holmes, Andre	X	X	X	WR	WR	WR	WR	WR	WR	WR	WR						11	8	0	0
Howard, Austin	RG	RG	RG	RG	RG	RG	RG	RG	RG	RG	RG						11	11	0	0
Jackson, Gabe	LG	LG	LG	LG	LG	LG	LG	LG	INA	INA	INA						8	8	0	3
Janikowski, Sebastian	X	X	X	X	X	X	X	X	X	X	X						11	0	0	0
Jones, James	X	X	X	WR	WR	WR	WR	X	X	WR	WR						11	6	0	0
Jones, Taiwan	X	IR	IR	IR	IR	IR	IR	IR	IR	IR	IR						1	0	0	0
Jones-Drew, Maurice	RB	INA	INA	X	X	X	X	X	X	X	X						9	1	0	2
Kasa, Nick	IR	IR	IR	IR	IR	IR	IR	IR	IR	IR	IR						0	0	0	0
King, Marquette	X	X	X	X	X	X	X	X	X	X	X						11	0	0	0
Kistler, Dan	PS	PS	PS	PS	PS	PS	PS	PS	PS	PS	PS						0	0	0	0
Leonhardt, Brian	X	X	X	X	X	X	X	TE	TE	X	TE						11	3	0	0
Lumpkin, Ricky	PS	PS	PS	PS	PS	PS	PS	PS	PS	PS	PS						0	0	0	0
Mack, Khalil	SLB	SLB	SLB	SLB	SLB	SLB	SLB	SLB	SLB	SLB	SLB						11	11	0	0
Mady, Lamar	PS	PS	PS	PS	PS	PS	PS	PS	PS	PS	PS						0	0	0	0
Maiava, Kaluka	X	X	WLB	WLB	IR	IR	IR	IR	IR	IR	NOR						4	2	0	0
Mayowa, Benson	X	X	X	X	X	X	LE	X	X	X	X						11	1	0	0
McCants, Matt	INA	INA	INA	INA	X	X	INA	X	X	X	X						6	0	0	5
McFadden, Darren	X	RB	RB	RB	RB	RB	RB	RB	RB	RB	RB						11	10	0	0
McGee, Stacy	X	X	X	X	X	X	X	X	X	X	X						11	0	0	0
McGill, Keith	X	X	X	X	INA	INA	INA	INA	X	X	X						7	0	0	4
McGloin, Matt	INA	INA	DNP	X	INA	INA	INA	INA	INA	INA	INA						1	0	1	9
Moore, Denarius	WR	X	WR	INA	X	X	X	X	X	X	X						10	2	0	1
Moore, Sio	WLB	WLB	INA	INA	WLB	WLB	WLB	WLB	WLB	WLB	WLB						9	9	0	2
Murray, Latavius	X	X	X	X	X	X	X	X	X	X	X						11	0	0	0
Olawale, Jamize	X	X	X	X	X	X	X	X	X	X	X						11	0	0	0
Penn, Donald	LT	LT	LT	LT	LT	LT	LT	LT	LT	LT	LT						11	11	0	0
Reece, Marcel	FB	FB	FB	FB	FB	INA	FB	FB	FB	FB	FB						10	10	0	1
Rivera, Mychal	TE	TE	TE	TE	TE	TE	X	X	X	X	X						11	6	0	0
Roach, Nick	INA	INA	INA	INA	IR	IR	IR	IR	IR	IR	IR						0	0	0	4
Roberts, Seth	PS	PS	PS	PS	PS	PS	PS	PS	PS	PS	PS						0	0	0	0
Rogers, Carlos	LCB	LCB	LCB	LCB	LCB	LCB	LCB	INA	INA	INA	INA						7	7	0	4
Ross, Brandian	NOR	NOR	NOR	X	X	X	SS	SS	CB	SS	CB						8	5	0	0
Schaub, Matt	DNP	DNP	INA	INA	DNP	X	X	X	X	X	X						6	0	3	2
Sheets, Kory	IR	IR	IR	IR	IR	IR	IR	IR	IR	IR	IR						0	0	0	0
Simonson, Scott	PS	PS	PS	PS	PS	PS	PS	PS	PS	PS	PS						0	0	0	0
Sims, Pat	NT	NT	X	X	X	X	X	X	X	X	X						11	2	0	0
Smith, Antonio	DT	DT	DT	DT	DT	DT	DT	DT	DT	DT	DT						11	11	0	0
Streater, Rod	WR	WR	WR	INA	IR	IR	IR	IR	IR	IR	IR						3	3	0	1
Thompkins, Kenbrell	NOR	NOR	NOR	NOR	X	WR	WR	X	WR	WR	X						7	4	0	0
Thorpe, Neiko	X	X	X	X	X	X	X	X	X	X	X						11	0	0	0
Tuck, Justin	LE	LE	LE	X	X	INA	X	LE	LE	LE	LE						10	7	0	1
Watson, Menelik	X	OL	X	X	RT	RT	RT	RT	RT	RT	RT						11	8	0	0
Wilson, C.J.	X	X	X	X	X	LE	RE	RE	X	X	X						11	3	0	0
Wisniewski, Stefen	C	C	C	C	C	C	C	C	C	C	C						11	11	0	0
Woodley, LaMarr	RE	X	RE	RE	RE	RE	IR	IR	IR	IR	IR						6	5	0	0
Woodson, Charles	FS	FS	FS	FS	FS	FS	FS	FS	FS	FS	FS						11	11	0	0
Young, Usama	X	X	X	SS	SS	SS	IR	IR	IR	IR	IR						6	3	0	0

X=substituted; IR=injured reserve; PUP=physically unable to perform; NOR=not on roster; PS=practice squad; SUS=suspended

HOW THE RAIDERS WERE BUILT

Year	Record	Draftees (22)	Free Agents (25)	Trades/Waivers (6)
2014	**1-10**	LB Khalil Mack (1) QB Derek Carr (2) G Gabe Jackson (3) DT Justin Ellis (4a) CB Keith McGill (4b) CB TJ Carrie (7a) S Jonathan Dowling (7c)	S Larry Asante DE Denico Autry G Kevin Boothe (UFA - NYG) CB Tarell Brown (UFA - SF) WR Vincent Brown LB Jamar Chaney G/T Austin Howard (UFA - NYJ) WR James Jones (UFA - GB) RB Maurice Jones-Drew (UFA- Jac.) T Donald Penn CB Carlos Rogers DL Antonio Smith (UFA - Hou.) CB Neiko Thorpe DE Justin Tuck (UFA - NYG) DL C.J. Wilson (UFA - GB)	LB Ray-Ray Armstrong (W-StL.) DE Benson Mayowa (W-Sea.) S Brandian Ross (W-Mia.) QB Matt Schaub (TR-Hou.) WR Kenbrell Thompkins (W-NE)
2013	**4-12**	CB DJ Hayden (1) T Menelik Watson (2) LB Sio Moore (3) TE Mychal Rivera (6c) RB Latavius Murray (6b) DT Stacy McGee (6d) WR Brice Butler (7a)	TE Brian Leonhardt T Matt McCants QB Matt McGloin DT Pat Sims (UFA - Cin.) S Charles Woodson	WR Andre Holmes (W-NE)
2012	**4-12**	G Tony Bergstrom (3) LB Miles Burris (4)	P Marquette King FB/RB Jamize Olawale	
2011	**8-8**	C/G Stefen Wisniewski (2) CB Chimdi Chekwa (4a) WR Denarius Moore (5) TE David Ausberry (7)		
2009	**5-11**		T/G Khalif Barnes (UFA - Jac.)	
2008	**5-11**	RB Darren McFadden (1)	FB Marcel Reece	
2006	**2-14**		LS Jon Condo	
2000	**12-4**	K Sebastian Janikowski (1)		

As of November 25, 2014

2014 TRANSACTIONS

Date	Player	Transaction
Dec. 30, 2013	CB Johnny Adams	Signed as Reserve/Future FA
Dec. 30, 2013	T Jack Cornell	Signed as Reserve/Future FA
Dec. 30, 2013	WR Jared Green	Signed as Reserve/Future FA
Dec. 30, 2013	LB Eric Harper	Signed as Reserve/Future FA
Dec. 30, 2013	TE Brian Leonhardt	Signed as Reserve/Future FA
Dec. 30, 2013	DE Chris McCoy	Signed as Reserve/Future FA
Dec. 31, 2013	LB Justin Cole	Signed as Reserve/Future FA
Jan. 2	DT David Carter	Signed as Reserve/Future FA
Jan. 2	QB Trent Edwards	Signed as Reserve/Future FA
Jan. 2	DT Torell Troup	Signed as Reserve/Future FA
Jan. 13	LB Frank Beltre	Signed as Reserve/Future FA
Jan. 13	OL Jarrod Shaw	Signed as Reserve/Future FA
Jan. 13	CB Neiko Thorpe	Signed as Reserve/Future FA
Jan. 14	S Tony Dye	Signed as Reserve/Future FA
Feb. 12	RB Kory Sheets	Signed as FA
March 12	G/T Austin Howard	Signed as Unrestricted FA (NYJ)
March 13	DE Justin Tuck	Signed as Unrestricted FA (NYG)
March 13	DE LaMarr Woodley	Signed as FA
March 14	CB Tarell Brown	Signed as Unrestricted FA (SF)
March 14	DL Antonio Smith	Signed as Unrestricted FA (Hou.)
March 15	RB Darren McFadden	Re-signed as FA
March 17	WR James Jones	Signed as Unrestricted FA (GB)
March 17	G Kevin Boothe	Signed as Unrestricted FA (NYG)
March 19	S Usama Young	Re-signed as FA
March 19	T Donald Penn	Signed as FA
March 21	S Charles Woodson	Re-signed as FA
March 21	QB Matt Schaub	Acquired via Trade (Hou.)
March 25	FB/RB Jamize Olawale	Re-signed as Exclusive Rights FA
March 28	RB Maurice Jones-Drew	Signed as Unrestricted FA (Jac.)
March 28	DL C.J. Wilson	Signed as Unrestricted FA (GB)
March 28	DT Pat Sims	Re-signed as FA
March 31	CB Carlos Rogers	Signed as FA
April 1	G Mike Brisiel	Released
April 2	RB Jeremy Stewart	Re-signed as Exclusive Rights FA
April 4	K Daniel Zychlinksi	Signed as FA
April 17	LB Kaelin Burnett	Re-signed as Exclusive Rights FA
April 18	T Matt McCants	Re-signed as Exclusive Rights FA
April 21	S Brandian Ross	Re-signed as Exclusive Rights FA
May 14	S Tony Dye	Waived
May 14	LB Eric Harper	Waived
May 14	DE Chris McCoy	Waived
May 16	RB George Atkinson III	Signed as FA
May 16	WR D.J. Coles	Signed as FA
May 16	WR Mike Davis	Signed as FA
May 16	LB Carlos Fields	Signed as FA
May 16	WR Noel Grigsby	Signed as FA
May 16	T Dan Kistler	Signed as FA
May 16	T Erle Ladson	Signed as FA
May 16	TE Jake Murphy	Signed as FA
May 16	WR Seth Roberts	Signed as FA
May 16	TE Scott Simonson	Signed as FA
May 16	FB Karl Williams	Signed as FA
May 19	LB Bojay Filimoeatu	Signed as FA
May 19	CB Jansen Watson	Signed as FA
May 19	CB Johnny Adams	Waived
May 19	LB Frank Beltre	Waived
May 19	WR D.J. Coles	Waived
May 19	WR Greg Little	Claimed via Waivers (Cle.)
May 20	DE Denico Autry	Signed as FA
May 20	DE David Carter	Waived
June 5	WR David Gilreath	Signed as FA
June 5	K/P Michael Palardy	Signed as FA
June 5	WR Rahsaan Vaughn	Signed as FA
June 5	WR Jared Green	Waived
June 5	WR Noel Grigsby	Waived
June 5	P Daniel Zychlinksi	Waived

Date	Player	Transaction
June 18	T Emmett Cleary	Claimed via Waivers (TB)
June 18	WR David Gilreath	Waived
July 25	LB Kevin Burnett	Released
July 28	S Jeremy Deering	Signed as FA
Aug. 6	S Larry Asante	Signed as FA
Aug. 6	LB Spencer Hadley	Signed as FA
Aug. 6	S Shelton Johnson	Waived/Injured
Aug. 6	LB Marshall McFadden	Waived/Injured
Aug. 7	K Kevin Goessling	Signed as FA
Aug. 7	K/P Michael Palardy	Waived/Non-Football Illness
Aug. 8	S Shelton Johnson	Placed on Reserve/Injured
Aug. 8	LB Marshall McFadden	Placed on Reserve/Injured
Aug. 10	CB Jansen Watson	Placed on Exempt/Left Squad
Aug. 14	S Shelton Johnson	Waived
Aug. 14	LB Marshall McFadden	Waived
Aug. 17	TE Kyle Auffray	Signed as FA
Aug. 17	K Kevin Goessling	Waived
Aug. 20	K Kevin Goessling	Re-signed as FA
Aug. 20	S Jeremy Deering	Waived/Injured
Aug. 21	S Jeremy Deering	Placed on Reserve/Injured List
Aug. 24	TE Kyle Auffray	Waived
Aug. 24	T Emmett Cleary	Waived
Aug. 24	LB Justin Cole	Waived
Aug. 24	WR Mike Davis	Waived
Aug. 24	DE Torell Troup	Waived
Aug. 24	WR Rahsaan Vaughn	Waived
Aug. 24	CB Jansen Watson	Waived
Aug. 25	S Jeremy Deering	Waived
Aug. 26	QB Trent Edwards	Released
Aug. 26	WR Juron Criner	Waived
Aug. 26	S Larry Asante	Waived/Injured
Aug. 26	WR Greg Jenkins	Waived/Injured
Aug. 26	RB Kory Sheets	Waived/Injured
Aug. 26	G Lucas Nix	Waived/Failed Physical
Aug. 26	TE Nick Kasa	Placed on Reserve/Injured List
Aug. 26	CB DJ Hayden	Placed on Reserve/PUP
Aug. 26	K Giorgio Tavecchio	Claimed via Waivers (Det.)
Aug. 26	K Kevin Goessling	Waived
Aug. 27	S Larry Asante	Placed on Reserve/Injured List
Aug. 27	WR Greg Jenkins	Placed on Reserve/Injured List
Aug. 27	RB Kory Sheets	Placed on Reserve/Injured List
Aug. 30	RB George Atkinson III	Waived
Aug. 30	DE Denico Autry	Waived
Aug. 30	CB Chance Casey	Waived
Aug. 30	T Jack Cornell	Waived
Aug. 30	DE Jack Crawford	Waived
Aug. 30	LB Carlos Fields	Waived
Aug. 30	LB Bojay Filimoeatu	Waived
Aug. 30	LB Spencer Hadley	Waived
Aug. 30	T Dan Kistler	Waived
Aug. 30	T Erle Ladson	Waived
Aug. 30	WR Greg Little	Waived
Aug. 30	DT Ricky Lumpkin	Waived
Aug. 30	G Lamar Mady	Waived
Aug. 30	TE Jake Murphy	Waived
Aug. 30	WR Seth Roberts	Waived
Aug. 30	DE Ryan Robinson	Waived
Aug. 30	S Brandian Ross	Waived
Aug. 30	OL Jarrod Shaw	Waived
Aug. 30	RB Jeremy Stewart	Waived
Aug. 30	K Giorgio Tavecchio	Waived
Aug. 30	FB Karl Williams	Waived
Aug. 31	DE Benson Mayowa	Claimed via Waivers (Sea.)
Aug. 31	LB Kaelin Burnett	Waived/Injured
Sept. 1	RB George Atkinson III	Signed to Practice Squad
Sept. 1	DE Denico Autry	Signed to Practice Squad

2014 TRANSACTIONS

Date	Player	Transaction
Sept. 1	CB Ras-I Dowling	Signed to Practice Squad
Sept. 1	LB Bojay Filimoeatu	Signed to Practice Squad
Sept. 1	LB Spencer Hadley	Signed to Practice Squad
Sept. 1	T Dan Kistler	Signed to Practice Squad
Sept. 1	DT Ricky Lumpkin	Signed to Practice Squad
Sept. 1	G Lamar Mady	Signed to Practice Squad
Sept. 1	WR Seth Roberts	Signed to Practice Squad
Sept. 1	TE Scott Simonson	Signed to Practice Squad
Sept. 1	LB Kaelin Burnett	Placed on Reserve/Injured List
Sept. 2	S Larry Asante	Waived
Sept. 2	WR Greg Jenkins	Waived
Sept. 13	LB Bojay Filimoeatu	Signed to Active Roster
Sept. 13	CB Taiwan Jones	Placed on Reserve/Injured List
Sept. 15	LB Bojay Filimoeatu	Waived
Sept. 16	WR Vincent Brown	Signed as FA
Sept. 17	LB Bojay Filimoeatu	Signed to Practice Squad
Sept. 18	LB Kaelin Burnett	Waived
Sept. 18	DE Shelby Harris	Waived
Sept. 20	LB Bojay Filimoeatu	Signed to Active Roster
Sept. 20	DE Shelby Harris	Signed to Practice Squad
Sept. 24	S Brandian Ross	Claimed via Waivers (Mia.)
Sept. 24	S Tyvon Branch	Placed on Reserve/Injured List
Oct. 2	WR Rod Streater	Placed on Reserve/Injured - Designated for Return List
Oct. 6	WR Kenbrell Thompkins	Claimed via Waivers (NE)
Oct. 7	LB Ray-Ray Armstrong	Claimed via Waivers (StL.)
Oct. 7	LB Kaluka Maiava	Placed on Reserve/Injured List
Oct. 8	LB Jamar Chaney	Signed as FA
Oct. 8	LB Nick Roach	Placed on Reserve/Injured List
Oct. 15	CB DJ Hayden	Returned to Practice
Oct. 25	DE Denico Autry	Signed to Active Roster
Oct. 25	CB DJ Hayden	Activated from PUP
Oct. 25	DE LaMarr Woodley	Placed on Reserve/Injured List
Oct. 25	S Usama Young	Placed on Reserve/Injured List
Oct. 28	LB Bojay Filimoeatu	Waived
Oct. 29	S Larry Asante	Signed as FA
Oct. 29	LB Bojay Filimoeatu	Signed to Practice Squad
Nov. 17	LB Kaluka Maiava	Waived
Nov. 24	WR Rod Streater	Returned to Practice

By Player

Armstrong, Ray-Ray, LB
- Claimed via Waivers from St. Louis (10/7)

Asante, Larry - S
- Signed as FA (8/6)
- Waived/Injured (8/26)
- Placed on Reserve/Injured (8/27)
- Waived (9/2)
- Signed as FA (10/29)

Adams, Johnny - CB
- Signed as Reserve/Future FA (12/30/13)
- Waived (5/19)

Atkinson III, George - RB
- Signed as FA (5/16)
- Waived (8/30)
- Signed to Practice Squad (9/1)

Auffray, Kyle - TE
- Signed as FA (8/17)
- Waived (8/24)

Autry, Denico - DE
- Signed as FA (5/20)
- Waived (8/30)
- Signed to Practice Squad (9/1)
- Signed to Active Roster (10/25)

Beltre, Frank - LB
- Signed as Reserve/Future FA (1/13)
- Waived (5/19)

Boothe, Kevin - G
- Signed as Unrestricted FA (3/17)

Branch, Tyvon - S
- Placed on Reserve/Injured (9/24)

Brisiel, Mike - G
- Released (4/1)

Brown, Tarell - CB
- Signed as Unrestricted FA (3/14)

Brown, Vincent - WR
- Signed as Free Agent (9/16)

Burnett, Kaelin - LB
- Re-signed as Exclusive Rights FA (4/17)
- Waived/Injured (8/31)
- Placed on Reserve/Injured (9/1)
- Waived (9/18)

Burnett, Kevin - LB
- Released (7/25)

Carter, David - DT
- Signed as Reserve/Future FA (1/2)
- Waived (5/20)

Casey, Chance - CB
- Waived (8/30)

Chaney, Jamar - LB
- Signed as FA (10/8)

Cleary, Emmett - T
- Claimed via Waivers (6/18)
- Waived (8/24)

Cole, Justin - LB
- Signed as Reserve/Future FA (12/31/13)
- Waived (8/24)

Coles, D.J. - WR
- Signed as FA (5/16)
- Waived (5/19)

Cornell, Jack - T
- Signed as Reserve/Future FA (12/30/13)
- Waived (8/30)

Crawford, Jack - DE
- Waived (8/30)

Criner, Juron - WR
- Waived (8/26)

Davis, Mike - WR
- Signed as FA (5/16)
- Waived (8/24)

Deering, Jeremy - S
- Signed as FA (7/28)
- Waived/Injured (8/20)
- Placed on Reserve/Injured (8/21)
- Waived (8/25)

Dowling, Ras-I - CB
- Signed to Practice Squad (9/1)

Dye, Tony - S
- Signed as Reserve/Future FA (1/14)
- Waived (5/14)

Edwards, Trent - QB
- Signed as Reserve/Future FA (1/2)
- Released (8/25)

Fields, Carlos - LB
- Signed as FA (5/16)
- Waived (8/30)

2014 TRANSACTIONS

Filimoeatu, Bojay - LB
- Signed as FA (5/19)
- Waived (8/30)
- Signed to Practice Squad (9/1)
- Signed to Active Roster (9/13)
- Waived (9/15)
- Signed to Practice Squad (9/17)
- Signed to Active Roster (9/20)
- Waived (10/28)
- Signed to Practice Squad (10/29)

Gilreath, David - WR
- Signed as FA (6/5)
- Waived (6/18)

Goessling, Kevin - K
- Signed as FA (8/7)
- Waived (8/17)
- Re-signed as FA (8/20)
- Waived (8/26)

Green, Jared - WR
- Signed as Reserve/Future FA (12/30/13)
- Waived (6/5)

Grigsby, Noel - WR
- Signed as FA (5/16)
- Waived (6/5)

Hadley, Spencer - LB
- Signed as FA (8/6)
- Waived (8/30)
- Signed to Practice Squad (9/1)

Harris, Shelby - DE
- Waived (9/18)
- Signed to Practice Squad (9/20)

Harper, Eric - LB
- Signed as Reserve/Future FA (12/30/13)
- Waived (5/14)

Hayden, DJ - CB
- Placed on Reserve/Physically Unable to Perform (8/26)
- Returned to Practice (10/15)
- Activated from PUP (10/25)

Howard, Austin - G/T
- Signed as Unrestricted FA (3/12)

Jenkins, Greg - WR
- Waived/Injured (8/26)
- Waived (9/2)

Johnson, Shelton - S
- Waived/Injured (8/6)
- Placed on Reserve/Injured (8/8)
- Waived (8/14)

Jones, James - WR
- Signed as Unrestricted FA (3/17)

Jones, Taiwan - CB
- Placed on Reserve/Injured (9/13)

Jones-Drew, Maurice - RB
- Signed as Unrestricted FA (3/28)

Kistler, Dan - T
- Signed as FA (5/16)
- Waived (8/30)
- Signed to Practice Squad (9/1)

Ladson, Erle - T
- Signed as FA (5/16)
- Waived (8/30)

Leonhardt, Brian - TE
- Signed as Reserve/Future FA (12/30/13)

Little, Greg - WR
- Claimed via Waivers (Cle.) (8/19)
- Waived (8/30)

Lumpkin, Ricky - DT
- Waived (8/30)
- Signed to Practice Squad (9/1)

Mady, Lamar - G
- Waived (8/30)
- Signed to Practice Squad (9/1)

Maiava, Kaluka - LB
- Placed on Reserve/Injured (10/7)
- Waived (11/17)

Mayowa, Benson - DE
- Claimed via Waivers (Sea.) (8/31)

McCants, Matt - T
- Re-signed as Exclusive Rights FA (4/18)

McCoy, Chris - DE
- Signed as Reserve/Future FA (12/30/13)
- Waived (5/14)

McFadden, Darren - RB
- Re-signed as FA (3/15)

McFadden, Marshall - LB
- Waived/Injured (5/14)
- Placed on Reserve/Injured (8/8)
- Waived (8/14)

Murphy, Jake - TE
- Signed as FA (5/16)
- Waived (8/30)

Nix, Lucas - G (8/26)
- Waived/Failed Physical (8/14)

Olawale, Jamize - FB/RB
- Re-signed as Exclusive Rights FA (3/25)

Palardy, Michael - K/P
- Signed as FA (6/5)
- Waived/Non-Football Illness (8/7)

Penn, Donald - T
- Signed as FA (3/19)

Roach, Nick - LB
- Placed on Reserve/Injured (10/8)

Roberts, Seth - WR
- Signed as FA (5/16)
- Waived (8/30)
- Signed to Practice Squad (9/1)

Robinson, Ryan - DE
- Waived (8/30)

Rogers, Carlos - CB
- Signed as FA (3/31)

Ross, Brandian - S
- Re-signed as Exclusive Rights FA (4/21)
- Waived (8/30)
- Claimed via Waivers (Mia.) (9/24)

Schaub, Matt - QB
- Acquired via Trade from Houston (3/21)

Shaw, Jarrod - OL
- Signed as Reserve/Future FA (1/13)
- Waived (8/30)

Sheets, Kory - RB
- Signed as FA (2/12)
- Waived/Injured (8/26)
- Placed on Reserve/Injured (8/27)

Simonson, Scott - TE
- Signed as FA (5/16)
- Signed to Practice Squad (9/1)

Sims, Pat - DT
- Re-signed as FA (3/28)

Smith, Antonio - DL
- Signed as Unrestricted FA (3/14)

Stewart, Jeremy - RB
- Re-signed as Exclusive Rights FA (4/2)
- Waived (8/30)

2014 TRANSACTIONS

Streater, Rod - WR
- Placed on Reserve/Injured - Designated for Return (10/2)
- Returned to Practice (11/24)

Tavecchio, Giorgio - K
- Claimed via Waivers from Detroit (9/2)
- Waived (8/30)

Thompkins, Kenbrell - WR
- Claimed via Waivers from New England (10/6)

Thorpe, Neiko - CB
- Signed as Reserve/Future FA (1/13)

Troup, Torell - DT
- Signed as Reserve/Future FA (1/2)
- Waived (8/24)

Tuck, Justin - DE
- Signed as Unrestricted FA (3/13)

Vaughn, Rahsaan - WR
- Signed as FA (6/5)
- Waived (8/24)

Watson, Jansen - CB
- Signed as FA (5/19)
- Placed on Exempt/Left Squad (8/10)
- Waived (8/24)

Williams, Karl - FB
- Signed as FA (5/16)
- Waived (8/30)

Wilson, C.J. - DL
- Signed as Unrestricted FA (3/28)

Woodley, LaMarr - DE
- Signed as FA (3/13)
- Placed on Reserve/Injured (9/13)

Woodson, Charles - S
- Re-signed as FA (3/21)

Young, Usama - S
- Re-signed as FA (3/19)
- Placed on Reserve/Injured (9/13)

Zychlinksi, Daniel - K
- Signed as FA (4/4)
- Waived (6/5)

COACHES/MISC. INFO

2014 COACHES

Tony Sparano, Interim Head Coach
Bobby April, Special Teams Coordinator
Greg Olson, Offensive Coordinator
Jason Tarver, Defensive Coordinator
Chris Boniol, Assistant Special Teams
John DeFilippo, Quarterbacks
Ted Gilmore, Wide Receivers
John Grieco, Strength and Conditioning
Justin Griffith, Quality Control-Offense
Nick Holz, Offensive Assistant
Mark Hutson, Tight Ends
Marcus Robertson, Assistant Defensive Backs
Bob Sanders, Linebackers
Eric Sanders, Quality Control-Defense
Al Saunders, Senior Offensive Assistant
Kelly Skipper, Running Backs
Travis Smith, Defensive Assistant
Vernon Stephens, Assistant Strength and Conditioning
Terrell Williams, Defensive Line
Joe Woods, Defensive Backs

COACHING BREAKDOWN

Coach	NFL seasons	Raiders seasons
Tony Sparano	16	2
Bobby April	23	2
Greg Olson	13	2
Jason Tarver	13	3
Chris Boniol	5	1
John DeFilippo	8	5
Ted Gilmore	3	3
John Grieco	3	3
Justin Griffith	4	3
Nick Holz	3	3
Mark Hutson	3	3
Marcus Robertson	8	1
Bob Sanders	14	2
Eric Sanders	5	5
Al Saunders	31	4
Kelly Skipper	8	8
Travis Smith	3	3
Vernon Stephens	7	1
Jason Tarver	13	3
Terrell Williams	3	3
Joe Woods	11	1
Totals	**197**	**61**

ROSTER BREAKDOWN

Oldest Raider: Charles Woodson, 38, born 10/7/76

Youngest Raider: Jonathan Dowling, 22, born 12/8/91

Most Seasons as a Raider: Sebastian Janikowski, 15

Most NFL Seasons: Charles Woodson, 17

College with the most Raiders: Auburn (Neiko Thorpe, Pat Sims and Carlos Rogers), Mississippi State (Denico Autry, Jamar Chaney and Gabe Jackson) and San Diego State (Vincent Brown, Miles Burris and Brice Butler).

Conference with the most Raiders: SEC (9)

Largest Raider: Austin Howard, 6-7, 330 lbs.

Smallest Raider: Maurice Jones-Drew, 5-7, 210 lbs

Former First-Round Draft Picks: 6
- DJ Hayden (Oak., 2013)
- Sebastian Janikowski (Oak., 2000)
- Khalil Mack (Oak., 2014)
- Darren McFadden (Oak., 2008)
- Carlos Rogers (Was., 2005)
- Charles Woodson (Oak., 1998)

Pro Bowlers: 11
- Jon Condo
- Sebastian Janikowski
- Maurice Jones-Drew
- Donald Penn
- Marcel Reece
- Carlos Rogers
- Matt Schaub
- Antonio Smith
- Justin Tuck
- LaMarr Woodley
- Charles Woodson

Coaches/Executives who played in the NFL: 4
- General Manager Reggie McKenzie
- Assistant special teams coach Chris Boniol
- Offensive quality control coach Justin Griffith
- Assistant defensive backs coach Marcus Robertson

100 and Up: K Sebastian Janikowski returns as the senior member on the Raiders roster, having played in 231 regular season contests, just nine short of Tim Brown's franchise record of 240 games played in the Silver and Black. Here is a look at the Raiders with at least 100 regular season games played in the NFL:
- Charles Woodson - 233
- Sebastian Janikowski - 231
- Antonio Smith - 151
- Justin Tuck - 137
- Matt Schaub - 134
- Carlos Rogers - 133
- Khalif Barnes - 132
- Jon Condo - 126
- Maurice Jones-Drew - 123
- Donald Penn - 123
- James Jones - 115
- Tarell Brown - 111
- Kevin Boothe - 109
- LaMarr Woodley - 100

2014 STATISTICS

WON 1, LOST 10

09/07	L 14-19	at New York Jets	78,160
09/14	L 14-30	Houston	54,063
09/21	L 9-16	at New England	68,756
09/28	L 14-38	Miami	83,436
10/12	L 28-31	San Diego	53,329
10/19	L 13-24	Arizona	52,101
10/26	L 13-23	at Cleveland	67,431
11/02	L 24-30	at Seattle	68,337
11/09	L 17-41	Denver	54,803
11/16	L 6-13	at San Diego	66,720
11/20	W 24-20	Kansas City	52,865
11/30		at St. Louis	
12/07		San Francisco	
12/14		at Kansas City	
12/21		Buffalo	
12/28		at Denver	

	Oak.	Opp.
TOTAL FIRST DOWNS	167	229
Rushing	35	71
Passing	120	136
Penalty	12	22
3rd Down: Made/Att	55/156	67/159
3rd Down Pct.	35.3	42.1
4th Down: Made/Att	9/11	2/7
4th Down Pct.	81.8	28.6
POSSESSION AVG.	26:37	33:23
TOTAL NET YARDS	3115	3965
Avg. Per Game	283.2	360.5
Total Plays	654	739
Avg. Per Play	4.8	5.4
NET YARDS RUSHING	809	1394
Avg. Per Game	73.5	126.7
Total Rushes	214	363
NET YARDS PASSING	2306	2571
Avg. Per Game	209.6	233.7
Sacked/Yards Lost	13/72	12/101
Gross Yards	2378	2672
Att./Completions	427/252	364/239
Completion Pct.	59.0	65.7
Had Intercepted	12	5
PUNTS/AVERAGE	70/45.5	55/43.5
NET PUNTING AVG.	70/41.4	55/38.8
PENALTIES/YARDS	75/586	82/676
FUMBLES/BALL LOST	21/9	13/3
TOUCHDOWNS	20	31
Rushing	4	9
Passing	15	20
Returns	1	2

* SCORE BY PERIODS	Q1	Q2	Q3	Q4	OT	PTS
TEAM	40	37	33	66	0	176
OPPONENTS	64	91	72	58	0	285

* SCORING	TD-Ru-Pa-Rt	K-PAT	FG	S	PTS
Janikowski	0 0 0 0	20/20	12/14	0	56
Holmes	4 0 4 0			0	24
J. Jones	4 0 4 0			0	24
Butler	3 0 2 1			0	18
Rivera	3 0 3 0			0	18
McFadden	2 2 0 0			0	12
Murray	2 2 0 0			0	12
Leonhardt	1 0 1 0			0	6
Streater	1 0 1 0			0	6
TEAM	20 4 15 1	20/20	12/14	0	176
OPPONENTS	31 9 20 2	30/30	23/26	0	285

2-Pt Conv: TM 0-0, OPP 0-1
SACKS: S. Moore 3, Tuck 2, Wilson 2, Branch 1, Mack 1, Smith 1, Woodson 1, Young 1, TM 12, OPP 13
FUM/LOST: Carr 6/2, J. Jones 3/1, Rivera 3/1, Carrie 2/1, Barnes 1/1, Jones-Drew 1/0, McFadden 1/1, D. Moore 1/1, Murray 1/0, Schaub 1/0, Wisniewski 1/1

* RUSHING	No.	Yds	Avg	Long	TD
McFadden	125	422	3.4	17	2
Murray	14	166	11.9	90t	2
Carr	18	83	4.6	41	0
Jones-Drew	36	69	1.9	12	0
Reece	14	60	4.3	10	0
Thompkins LG	2	5	2.5	7	0
Thompkins TM	2	5	2.5	7	0
McGloin	2	3	1.5	3	0
D. Moore	1	1	1.0	1	0
Olawale	2	0	0.0	0	0
TEAM	214	809	3.8	90t	4
OPPONENTS	363	1394	3.8	71t	9

* RECEIVING	No.	Yds	Avg	Long	TD
J. Jones	54	545	10.1	42	4
Rivera	38	334	8.8	33	3
Holmes	32	474	14.8	77t	4
McFadden	31	188	6.1	23	0
Reece	19	103	5.4	19	0
Butler	15	224	14.9	55	2
Thompkins LG	13	142	10.9	35	0
Thompkins TM	7	89	12.7	35	0
D. Moore	12	115	9.6	28	0
Streater	9	84	9.3	17	1
V. Brown	8	72	9.0	19	0
Jones-Drew	8	48	6.0	11	0
Leonhardt	6	35	5.8	12	1
Murray	6	35	5.8	13	0
Olawale	3	16	5.3	7	0
Ausberry	2	14	7.0	7	0
Barnes	1	1	1.0	1	0
Jackson	1	1	1.0	1	0
TEAM	252	2378	9.4	77t	15
OPPONENTS	239	2672	11.2	51t	20

* INTERCEPTIONS	No.	Yds	Avg	Long	TD
Woodson	2	32	16.0	30	0
Carrie	1	28	28.0	28	0
Tuck	1	7	7.0	7	0
Hayden	1	-1	-1.0	-1	0
TEAM	5	66	13.2	30	0
OPPONENTS	12	287	23.9	65	1

* PUNTING	No.	Yds	Avg	Net	TB	In	Lg	B
King	70	3183	45.5	41.4	1	22	62	0
TEAM	70	3183	45.5	41.4	1	22	62	0
OPPONENTS	55	2391	43.5	38.8	3	24	69	1

* PUNT RETURNS	Ret	FC	Yds	Avg	Long	TD
Carrie	16	6	155	9.7	27	0
D. Moore	8	6	38	4.8	23	0
Woodson	1	0	5	5.0	5	0
TEAM	25	12	198	7.9	27	0
OPPONENTS	26	26	267	10.3	38	0

* KICKOFF RETURNS	No.	Yds	Avg	Long	TD
Murray	19	429	22.6	38	0
Carrie	9	236	26.2	42	0
McFadden	3	59	19.7	23	0
TEAM	31	724	23.4	42	0
OPPONENTS	12	384	32.0	48	0

* FIELD GOALS	1-19	20-29	30-39	40-49	50+
Janikowski	0/ 0	2/ 2	2/ 2	7/ 7	1/3
TEAM	0/ 0	2/ 2	2/ 2	7/ 7	1/3
OPPONENTS	0/ 0	8/ 9	7/ 7	6/ 8	2/2

Janikowski: ()()(49G,37G,47G)()(53N)(29G,53G)(46G,38G)(48G,51N)(41G)(42G,25G)(40G)
OPP: (45G,42G)(33G,39G,46G,27B)(21G,20G,36G)(41G)(30G)(41G)(52G,33G,26G)(34G,46N,30G,40G)(20G,28G)(23G,48N,52G)(24G,25G)

* PASSING	Att	Cmp	Yds	Cmp%	Yds/Att	TD	TD%	Int	Int%	Long	Sack/Lost	Rating
Carr	406	240	2249	59.1	5.54	14	3.4	9	2.2	77t	12/ 64	76.7
McGloin	19	12	129	63.2	6.79	1	5.3	2	10.5	29	1/ 8	61.0
McFadden	1	0	0	0.0	0.00	0	0.0	0	0.0	---	0/ 0	39.6
Schaub	1	0	0	0.0	0.00	0	0.0	1	100.0	---	0/ 0	0.0
TEAM	427	252	2378	59.0	5.57	15	3.5	12	2.8	77t	13/ 72	74.5
OPPONENTS	364	239	2672	65.7	7.34	20	5.5	5	1.4	51t	12/ 101	100.0

DEFENSE/SPECIAL TEAMS STATS

DEFENSE

	TACKLES					INTERCEPTIONS					FUMBLES	
Player	**Total**	**Solo**	**Asst**	**Sk**	**Yds**	**No**	**Yds**	**Lg**	**TD**	**PD**	**FF**	**FR**	**Yds**
Charles Woodson	116	77	39	1.0	10.0	2	32	30	0	7	0	1	0
Miles Burris	106	62	44	0.0	0.0	0	0	0	0	3	0	0	0
Sio Moore	97	71	26	3.0	21.0	0	0	0	0	1	1	0	0
Khalil Mack	64	49	15	1.0	5.0	0	0	0	0	3	1	0	0
Tarell Brown	54	42	12	0.0	0.0	0	0	0	0	12	0	0	0
Carlos Rogers	45	32	13	0.0	0.0	0	0	0	0	3	1	0	0
Brandian Ross	41	27	14	0.0	0.0	0	0	0	0	3	0	0	0
Justin Tuck	35	22	13	2.0	13.0	1	7	7	0	3	1	0	0
Tyvon Branch	34	21	13	1.0	19.0	0	0	0	0	1	0	0	0
TJ Carrie	32	26	6	0.0	0.0	1	28	0	0	9	1	1	0
Usama Young	29	19	10	1.0	11.0	0	0	0	0	2	0	0	0
Pat Sims	27	13	14	0.0	0.0	0	0	0	0	1	0	0	0
Antonio Smith	27	12	15	1.0	8.0	0	0	0	0	0	0	0	0
C.J. Wilson	26	16	10	2.0	14.0	0	0	0	0	0	0	0	0
Justin Ellis	26	13	13	0.0	0.0	0	0	0	0	1	0	0	0
Larry Asante	23	18	5	0.0	0.0	0	0	0	0	0	1	0	0
DJ Hayden	19	14	5	0.0	0.0	1	-1	0	0	8	0	0	0
Kaluka Maiava	16	5	11	0.0	0.0	0	0	0	0	0	0	0	0
Benson Mayowa	12	8	4	0.0	0.0	0	0	0	0	1	0	0	0
LaMarr Woodley	11	6	5	0.0	0.0	0	0	0	0	1	0	0	0
Bojay Filimoeatu	10	2	8	0.0	0.0	0	0	0	0	0	0	0	0
Denico Autry	8	5	3	0.0	0.0	0	0	0	0	0	0	0	0
Chimdi Chekwa	5	4	1	0.0	0.0	0	0	0	0	1	0	0	0
Stacy McGee	5	3	2	0.0	0.0	0	0	0	0	0	0	0	0
Keith McGill	4	1	3	0.0	0.0	0	0	0	0	1	0	0	0
Jonathan Dowling	3	2	1	0.0	0.0	0	0	0	0	0	0	0	0
Ray-Ray Armstrong	2	2	0	0.0	0.0	0	0	0	0	0	0	0	0
Jamar Chaney	2	1	1	0.0	0.0	0	0	0	0	0	0	0	0
Neiko Thorpe	1	0	1	0.0	0.0	0	0	0	0	2	0	0	0
Shelby Harris	0	0	0	0.0	0.0	0	0	0	0	0	0	0	0
Taiwan Jones	0	0	0	0.0	0.0	0	0	0	0	0	0	0	0
Nick Roach	0	0	0	0.0	0.0	0	0	0	0	0	0	0	0
Totals	**880**	**573**	**307**	**12.0**	**101.0**	**5**	**66**	**30**	**0**	**63**	**6**	**2**	**0**

DEFENSIVE SCORING

Player	Int TD	Fum Ret	Safeties

DEFENSIVE TOUCHDOWNS

SPECIAL TEAMS

Player	Total	Solo	Asst	FF	FR	Blk
Larry Asante	5	5	0	0	0	0
Jamize Olawale	4	4	0	1	0	0
Brian Leonhardt	4	4	0	1	0	0
Jonathan Dowling	3	3	0	0	0	0
Ray-Ray Armstrong	3	3	0	0	0	0
Latavius Murray	3	3	0	0	0	0
Neiko Thorpe	3	3	0	0	0	0
Chimdi Chekwa	3	3	0	0	0	0
Kaluka Maiava	3	2	1	0	0	0
Jamar Chaney	2	2	0	0	0	0
Keith McGill	2	2	0	0	0	0
Denico Autry	1	1	0	0	0	1
Usama Young	1	1	0	0	0	0
Benson Mayowa	1	1	0	0	0	0
Tyvon Branch	1	1	0	0	0	0
TEAM	1	1	0	0	0	0
Bojay Filimoeatu	1	1	0	0	0	0
Mychal Rivera	1	1	0	0	0	0
Terrell Brown	1	1	0	0	0	0
Marquette King	1	1	0	0	0	0
Jon Condo	1	0	1	0	1	0
Miles Burris	1	0	1	0	0	0
Andre Holmes	1	0	1	0	0	0
Marcel Reece	1	0	1	0	0	0
TJ Carrie	0	0	0	0	1	0
Justin Tuck	0	0	0	0	0	1
Totals	**48**	**43**	**5**	**2**	**2**	**2**

MISCELLANEOUS TACKLES

Player	Tkl	FF	FR
Stefen Wisniewski	2	0	2
Donald Penn	2	0	0
Menelik Watson	1	0	1
Rod Streater	1	0	0
Latavius Murray	1	0	0
Maurice Jones-Drew	1	0	0
Matt McGloin	1	0	0
Darren McFadden	1	0	0
Brice Butler	1	0	0
Jamize Olawale	1	0	0
Brian Leonhart	1	0	0
Mychal Rivera	1	0	0
Austin Howard	1	0	0
Andre Holmes	1	0	0
Khalif Barnes	1	0	0
Derek Carr	0	0	2
James Jones	0	0	1
Matt Schaub	0	0	1
Totals	**17**	**0**	**7**

GAME-BY-GAME STARTERS

OFFENSE

	WR	LT	LG	C	RG	RT	TE	WR	QB	RB	FB	3WR/2TE	OTHER
9/7 at NYJ	D. Moore	D. Penn	G. Jackson	S. Wisniewski	A. Howard	K. Barnes	M. Rivera	R. Streater	D. Carr	M. Jones-Drew	M. Reece	-	-
9/14 vs. Hou.	-	D. Penn	G. Jackson	S. Wisniewski	A. Howard	K. Barnes	M. Rivera	R. Streater	D. Carr	D. McFadden	M. Reece	-	M. Watson
9/21 at NE	D. Moore	D. Penn	G. Jackson	S. Wisniewski	A. Howard	K. Barnes	M. Rivera	R. Streater	D. Carr	D. McFadden	M. Reece	-	-
9/28 vs. Mia.	J. Jones	D. Penn	G. Jackson	S. Wisniewski	A. Howard	K. Barnes	M. Rivera	A. Holmes	D. Carr	D. McFadden	M. Reece	-	-
10/12 vs. SDJ.	J. Jones	D. Penn	G. Jackson	S. Wisniewski	A. Howard	M. Watson	M. Rivera	A. Holmes	D. Carr	D. McFadden	M. Reece	-	-
10/19 vs. Ari.	J. Jones	D. Penn	G. Jackson	S. Wisniewski	A. Howard	M. Watson	M. Rivera	A. Holmes	D. Carr	D. McFadden	-	K. Thompkins	-
10/26 at Cle.	J. Jones	D. Penn	G. Jackson	S. Wisniewski	A. Howard	M. Watson	-	A. Holmes	D. Carr	D. McFadden	M. Reece	K. Thompkins	-
11/2 at Sea.	-	D. Penn	G. Jackson	S. Wisniewski	A. Howard	M. Watson	B. Leonhardt	A. Holmes	D. Carr	D. McFadden	M. Reece	-	K. Barnes
11/9 vs. Den.	K. Thompkins	D. Penn	K. Barnes	S. Wisniewski	A. Howard	M. Watson	B. Leonhardt	A. Holmes	D. Carr	D. McFadden	M. Reece	-	-
11/16 at SD	J. Jones	D. Penn	K. Barnes	S. Wisniewski	A. Howard	M. Watson	-	A. Holmes	D. Carr	D. McFadden	M. Reece	K. Thompkins	-
11/20 vs. KC	J. Jones	D. Penn	K. Barnes	S. Wisniewski	A. Howard	M. Watson	B. Leonhardt	A. Holmes	D. Carr	D. McFadden	M. Reece	-	-
11/30 at StL.													
12/7 vs. SF													
12/14 at KC													
12/21 vs. Buf.													
12/28 at Den.													

DEFENSE

	RE	DT	NT	LE	WLB	MLB	SLB	RCB	LCB	FS	SS	CB
9/7 at NYJ	L. Woodley	A. Smith	P. Sims	J. Tuck	S. Moore	M. Burris	K. Mack	T. Brown	C. Rogers	C. Woodson	T. Branch	
9/14 vs. Hou.	-	A. Smith	P. Sims	J. Tuck	S. Moore	M. Burris	K. Mack	T. Brown	C. Rogers	C. Woodson	T. Branch	C. Chekwa
9/21 at NE	L. Woodley	A. Smith	J. Ellis	J. Tuck	K. Maiava	M. Burris	K. Mack	T. Brown	C. Rogers	C. Woodson	T. Branch	-
9/28 vs. Mia.	L. Woodley	A. Smith	J. Ellis	-	K. Maiava	M. Burris	K. Mack	T. Brown	C. Rogers	C. Woodson	U. Young	C. Chekwa
10/12 vs. SD	L. Woodley	A. Smith	J. Ellis	-	S. Moore	M. Burris	K. Mack	T. Brown	C. Rogers	C. Woodson	U. Young	T. Carrie
10/19 vs. Ari.	L. Woodley	A. Smith	J. Ellis	C. Wilson	S. Moore	M. Burris	K. Mack	T. Brown	C. Rogers	C. Woodson	U. Young	-
10/26 at Cle.	C. Wilson	A. Smith	J. Ellis	B. Mayowa	S. Moore	M. Burris	K. Mack	T. Brown	C. Rogers	C. Woodson	B. Ross	-
11/2 at Sea.	C. Wilson	A. Smith	J. Ellis	J. Tuck	S. Moore	M. Burris	K. Mack	T. Brown	T. Carrie	C. Woodson	B. Ross	-
11/9 vs. Den.	-	A. Smith	J. Ellis	J. Tuck	S. Moore	M. Burris	K. Mack	T. Brown	D. Hayden	C. Woodson	L. Asante	B. Ross
11/16 at SD	-	A. Smith	J. Ellis	J. Tuck	S. Moore	M. Burris	K. Mack	T. Brown	D. Hayden	C. Woodson	B. Ross	T. Carrie
11/20 vs. KC	-	A. Smith	J. Ellis	J. Tuck	S. Moore	M. Burris	K. Mack	T. Brown	D. Hayden	C. Woodson	L. Asante	B. Ross
11/30 at StL.												
12/7 vs. SF												
12/14 at KC												
12/21 vs. Buf.												
12/28 at Den.												

TEAM STATS - RAIDERS

	9/7 at NYJ	9/14 vs. Hou.	9/21 at NE	9/28 vs. Mia.	10/12 vs. SD	10/19 vs. Ari.	10/26 at Cle.	11/2 at Sea.	11/9 vs. Den.	11/16 at SD	11/20 vs. KC	11/30 at StL.	12/7 vs. SF	12/14 at KC	12/21 vs. Buf.	12/28 at Den.	Totals
Score by Qtr.																	
1st Qtr.	7	0	3	7	7	0	0	3	3	3	7						40
2nd Qtr.	0	0	0	0	7	10	6	0	7	0	7						37
3rd Qtr.	0	0	6	0	7	3	0	14	0	0	3						33
4th Qtr.	7	14	0	7	7	0	7	7	7	3	7						66
OT	-	-	-	-	-	-	-	-	-	-	-						-
First Downs																	
Total	11	22	14	17	17	13	19	17	10	9	18						167
Rush	2	5	3	2	5	3	3	2	0	2	8						35
Pass	7	16	9	15	11	8	16	13	9	7	9						120
Penalties	2	1	2	0	1	2	0	2	1	0	1						12
Third Downs																	
Conversions	3	2	5	6	8	4	6	5	5	3	8						55
Attempts	12	9	13	14	13	12	19	15	18	15	16						156
Fourth Downs																	
Conversions	0	2	0	0	0	0	3	2	0	1	1						9
Attempts	0	2	0	1	0	0	4	2	0	1	1						11
Total Offense																	
Plays	49	59	56	64	54	48	81	60	62	55	351						654
Yards	158	364	241	317	396	220	387	226	222	233	66						3,115
Average	3.2	6.2	4.3	5.0	7.3	4.6	4.8	3.8	3.6	4.2	5.3						4.8
Net Rushing																	
Attempts	15	17	22	18	20	19	71	18	15	19	30						214
Yards	25	101	67	53	114	56	22	37	30	71	179						809
Touchdowns	0	1	0	0	5.7	1	0	0	0	0	2						4
Net Passing																	
Attempts	32	42	34	44	34	28	56	41	47	34	35						427
Completions	20	27	21	28	18	16	34	24	30	16	18						252
Yards	133	263	174	264	282	164	328	189	192	162	172						2,306
Touchdowns	2	1	0	2	4	0	1	2	2	0	1						15
Interceptions	0	2	1	3	1	0	1	2	2	0	0						12
Sacked	2	0	0	2	0	1	4	1	0	2	1						13
Punts																	
Number	9	3	5	6	4	6	7	6	9	9	6						70
Gross Average	44.6	40.0	43.2	48.7	41.3	39.3	44.0	52.3	43.2	49.6	49.3						45.5
Net Average	40.7	37.0	41.8	47.2	34.0	38.2	43.0	46.2	37.4	44.7	40.8						41.4
Penalties																	
Number	4	5	6	9	11	8	8	5	4	8	7						75
Yards	20	24	49	80	79	74	54	69	37	41	60						586
Fumbles																	
Number	1	4	0	1	1	0	4	4	2	2	2						21
Lost	0	2	0	1	0	0	2	1	1	1	1						9
Two-Point Conv.																	
Conversions	0	0	0	0	0	0	0	0	0	0	0						0
Attempts	0	0	0	0	0	0	0	0	0	0	0						0
Time of Posession	25:10	21:24	28:25	29:06	22:58	23:03	34:52	24:54	27:38	25:14	30:05						26:37

TEAM STATS - OPPONENTS

	9/7 at NYJ	9/14 vs. Hou.	9/21 at NE	9/28 vs. Mia.	10/12 vs. SD	10/19 vs. Ari.	10/26 at Cle.	11/2 at Sea.	11/9 vs. Den.	11/16 at SD	11/20 vs. KC	11/30 at StL.	12/7 vs. SF	12/14 at KC	12/21 vs. Buf.	12/28 at Den.	Totals
Score by Qtr.																	
1st Qtr.	3	14	0	3	7	7	6	14	3	7	0						64
2nd Qtr.	7	3	10	21	7	7	3	10	17	3	3						91
3rd Qtr.	3	10	0	14	7	7	0	0	21	3	7						72
4th Qtr.	6	3	6	0	10	3	14	6	0	0	10						58
OT	-	-	-	-	-	-	-	-	-	-	-						-
First Downs																	
Total	20	20	21	24	24	25	15	21	25	18	16						229
Rush	10	9	5	8	7	7	1	8	7	6	3						71
Pass	9	9	14	15	15	14	12	9	17	11	11						136
Penalties	1	2	2	1	2	4	2	4	1	1	2						22
Third Downs																	
Conversions	5	9	9	5	8	9	2	7	7	4	2						67
Attempts	12	15	18	11	14	15	12	18	15	15	14						159
Fourth Downs																	
Conversions	0	0	0	1	0	0	0	0	1	0	0						2
Attempts	0	0	1	2	1	1	0	0	1	0	1						7
Total Offense																	
Plays	65	65	71	66	69	69	54	74	76	68	62						739
Yards	402	327	297	435	423	365	306	326	471	300	313						3,965
Average	6.2	5.0	4.2	6.6	6.1	5.3	5.7	4.4	6.2	4.4	5.0						5.4
Net Rushing																	
Attempts	34	46	32	35	33	37	25	38	27	32	24						363
Yards	212	188	76	157	116	123	39	149	118	120	96						1,394
Touchdowns	1	1	0	2	1	1	1	2	0	0	0						9
Net Passing																	
Attempts	29	19	37	31	35	31	28	35	49	34	36						364
Completions	23	14	24	23	22	22	19	17	33	22	20						239
Yards	190	139	234	278	313	253	267	177	353	180	217						2,571
Touchdowns	1	2	1	2	3	2	1	0	5	1	2						20
Interceptions	1	0	0	1	0	1	0	0	2	0	0						5
Sacked	2	0	2	0	1	1	1	1	0	2	2						12
Punts																	
Number	5	2	5	2	3	4	7	6	5	9	7						55
Gross Average	44.2	50.0	48.0	40.5	47.7	42.0	46.3	35.2	45.2	42.2	42.4						43.5
Net Average	38.8	48.5	40.8	32.0	37.7	38.8	40.0	26.5	40.4	41.4	41.7						38.8
Penalties																	
Number	11	7	6	5	7	6	6	9	12	6	7						82
Yards	105	85	59	35	60	43	30	65	95	40	59						676
Fumbles																	
Number	2	1	1	3	1	1	1	0	1	0	2						13
Lost	1	0	0	2	0	0	0	0	0	0	0						3
Two-Point Conv.																	
Conversions	0	0	0	0	0	0	0	0	0	0	0						0
Attempts	1	0	0	0	0	0	0	0	0	0	0						1
Time of Posession	34:50	38:36	31:35	30:54	37:02	36:57	25:08	35:06	32:22	34:46	29:55						33:23

TEAM/INDIVIDUAL HIGHS

RAIDERS

TEAM

Statistic	High	Date/Opp.
Points	28	10/12 vs. SD
Points in a quarter	14; twice (fourth and third)	last; 11/2 at Sea.
Points in a half	21 (second)	11/2 at Sea.
Offensive plays	81	10/26 at Cle.
Yards per play	7.3	10/12 vs. SD
First downs	22	9/14 vs. Hou.
Third down %	62	10/12 vs. SD
Total net yards	396	10/12 vs. SD
Net rushing yards	179	11/20 vs. KC
Rushing attempts	30	11/20 vs. KC
Rushing average	6.0	11/20 vs. KC
Net passing yards	316	10/26 at Cle.
Completions	34	10/26 at Cle.
Passing attempts	56	10/26 at Cle.
Completion %	64.3	9/14 vs. Hou.
Time of possession	34:52	9/28 vs. Mia.
Gross punting	52.3	11/2 at Sea.
Net punting	47.2	9/28 vs. Mia.

INDIVIDUAL

Statistic	High	Player	Date/Opp.
Points	12; three times	last; Latavius Murray	11/20 vs. KC
Touchdowns	2; three times	last; Latavius Murray	11/20 vs. KC
Field goals	3	Sebastian Janikowski	9/21 at NE
Field goal attempts	3	Sebastian Janikowski	9/21 at NE
Longest field goal	53	Sebastian Janikowski	10/19 vs. Ari.
Longest FG attempt	53; twice	last; S. Janikowski	10/19 vs. Ari.
Rushing attempts	18	Darren McFadden	9/21 at NE
Rushing yards	112	Latavius Murray	11/20 vs. KC
Rushing average	28.0	Latavius Murray	11/20 vs. KC
Rushing long	90t	Latavius Murray	11/20 vs. KC
Rushing touchdowns	2	Latavius Murray	11/20 vs. KC
Completions	34	Derek Carr	10/26 at Cle.
Attempts	54	Derek Carr	10/26 at Cle.
Completion %	64.3	Derek Carr	9/14 vs. Hou.
Passing yards	328	Derek Carr	10/26 at Cle.
Passing touchdowns	4	Derek Carr	10/12 vs. SD
Passing long	77t	Derek Carr	10/12 vs. SD
Yards per attempt	8.3	Derek Carr	10/12 vs. SD
Receptions	9	James Jones	9/14 vs. Hou.
Receiving yards	121	Andre Holmes	10/12 vs. SD
Receiving long	77	Andre Holmes	10/12 vs. SD
Rec. touchdowns	2; twice	last; Mychal Rivera	11/2 at Sea.
Tackles	14	Charles Woodson	11/16 at SD
Sacks	1; 12 times	last; S. Moore, C. Woodson	11/20 vs. KC
Interceptions	1; five times	last; J. Tuck, D. Hayden	11/9 vs. Den.
Int. return yards	30	Charles Woodson	10/19 vs. Ari.
Kickoff returns	5	Latavius Murray	9/28 vs. Mia.
Kickoff return yards	112	Latavius Murray	9/28 vs. Mia.
Punt returns	4	TJ Carrie	9/21 at NE
Punt return yards	36	TJ Carrie	9/21 at NE
Longest punt	62	Marquette King	11/16 at SD
Punts inside 20	4	Marquette King	9/28 vs. Mia.

OPPONENTS

TEAM

Statistic	High	Date/Opp.
Points	41	11/9 vs. Den.
Points in a quarter	21; twice (second, third)	last; 11/9 vs. Den.
Points in a half	24; twice (first)	last; 11/2 at Sea.
Offensive plays	76	11/9 vs Den.
Yards per play	6.6	9/28 vs. Mia.
First downs	25; twice	last; 11/9 vs. Den.
Third down %	60	twice, last 10/19 vs. Ari.
Total net yards	471	11/9 vs. Den.
Net rushing yards	212	9/7 at NYJ
Rushing attempts	46	9/14 vs. Hou.
Rushing average	6.2	9/7 at NYJ
Net passing yards	353	11/9 vs. Den.
Completions	33	11/9 vs. Den.
Passing attempts	49	11/9 vs. Den.
Completion %	79.3	9/7 at NYJ
Time of possession	38:36	9/14 vs. Hou.
Gross punting	50.0	9/14 vs. Hou.
Net punting	48.5	9/14 vs. Hou.

INDIVIDUAL

Statistic	High	Player	Date/Opp.
Points	12; five times	last; J. Thomas, E. Sanders	11/9 vs. Den.
Touchdowns	2; five times	last; J. Thomas, E. Sanders	11/9 vs. Den.
Field goals	3; four times	last; S. Hauschka	11/2 at Sea.
Field goal attempts	4; twice	last; S. Hauschka	11/2 at Sea.
Longest field goal	52; twice	last; Nick Novak	11/16 at SD
Longest FG attempt	52; twice	last; Nick Novak	11/16 at SD
Rushing attempts	28	Arian Foster	9/14 vs. Hou.
Rushing yards	138	Arian Foster	9/14 vs. Hou.
Rushing average	15.0	Eddie Royal	11/16 at SD
Rushing long	71t	Chris Ivory	9/7 at NYJ
Rushing touchdowns	2; twice	last; Marshawn Lynch	11/2 at Sea.
Completions	31	Peyton Manning	11/9 vs. Den.
Attempts	44	Peyton Manning	11/9 vs. Den.
Completion %	79.3	Geno Smith	9/7 at NYJ
Passing yards	340	Peyton Manning	11/9 vs. Den.
Passing touchdowns	5	Peyton Manning	11/9 vs. Den.
Passing long	51	Peyton Manning	11/9 vs. Den.
Yards per attempt	9.8	Brian Hoyer	10/26 at Cle.
Receptions	11	Demaryius Thomas	11/9 vs. Den.
Receiving yards	108	Demaryius Thomas	11/9 vs. Den.
Receiving long	51	C.J. Anderson	11/9 vs. Den.
Rec. touchdowns	2; twice	J. Thomas, E. Sanders	11/9 vs. Den.
Tackles	13; twice	last; B. Marshall	11/9 vs. Den.
Sacks	3	Paul Kruger	10/26 at Cle.
Interceptions	1; twelve times	last; T. Ward, B. Roby	11/9 vs. Den.
Int. return yards	65	Kareem Jackson	9/14 vs. Hou.
Kickoff returns	2; three times	last; K. Davis	11/20 vs. KC
Kickoff return yards	65; twice	last; K. Davis	11/20 vs. KC
Punt returns	4; twice	last; Keenan Allen	11/16 at SD
Punt return yards	52	Isaiah Burse	11/9 vs. Den.
Longest punt	69	Dustin Colquitt	11/20 vs. KC
Punts inside 20	5	Mike Scifres	11/16 vs. Den.

BIG PLAYS - RAIDERS

Yards	Description	Date/Opp.	Outcome
90t	Latavius Murray rush up the middle for a touchdown	11/20 vs. KC	W, 24-20
77t	Andre Holmes touchdown reception from Derek Carr	10/12 vs. SD	L, 28-31
55	Brice Butler reception from Derek Carr	10/19 vs. Ari.	L, 13-24
47t	Brice Butler touchdown reception from Derek Carr	10/12 vs. SD	L, 28-31
41	Derek Carr rush	9/14 vs. Hou.	L, 14-30
37	Andre Holmes reception from Derek Carr	11/20 vs. KC	W, 24-20
35	Kenbrell Thompkins reception from Derek Carr	11/16 at SD	L, 6-13
33	Mychal Rivera reception from Derek Carr	11/16 at SD	L, 6-13
31	Andre Holmes reception from Derek Carr	10/26 at Cle.	L, 23-13
30t	James Jones touchdown reception from Derek Carr	9/7 at NYJ	L, 14-19
30	James Jones reception from Derek Carr	9/28 vs. Mia.	L, 14-38
30	Andre Holmes reception from Derek Carr	10/12 vs. SD	L, 28-31
29	Andre Holmes reception from Derek Carr	9/21 at NE	L, 9-16
29	James Jones reception from Matt McGloin	9/28 vs. Mia.	L, 14-38
28	Denarius Moore reception from Derek Carr	11/9 vs. Den.	L, 41-17
28	James Jones reception from Derek Carr	11/16 at SD	L, 6-13
25	Mychal Rivera reception from Derek Carr	11/9 vs. Den.	L, 41-17
23	Darren McFadden reception from Derek Carr	9/14 vs. Hou.	L, 14-30
23	Darren McFadden reception from Derek Carr	11/2 at Sea.	L, 24-30
23	Latavius Murray rush	11/16 at SD	L, 6-13
22	Andre Holmes reception from Matt McGloin	9/28 vs. Mia.	L, 14-38
22	Mychal Rivera reception from Derek Carr	10/26 at Cle.	L, 23-13
22	Mychal Rivera reception from Derek Carr	10/26 at Cle.	L, 23-13

BIG PLAYS - OPPONENTS

Yards	Description	Date/Opp.	Outcome
71t	Chris Ivory rushing touchdown	9/7 at NYJ	L, 14-19
51	C.J. Anderson touchdown reception from Peyton Manning	11/9 vs. Den.	L, 41-17
48	Taylor Gabriel reception from Brian Hoyer	10/26 at Cle.	L, 23-13
44	Malcom Floyd reception from Philip Rivers	10/12 vs. SD	L, 28-31
40	Arian Foster rush	9/14 vs. Hou.	L, 14-30
39	Marshawn Lynch reception from Russell Wilson	11/2 at Sea.	L, 24-30
37	Andre Ellington reception from Carson Palmer	10/19 vs. Ari.	L, 13-24
35	Brian Hartline reception from Ryan Tannehill	9/28 vs. Mia.	L, 14-38
33	Michael Floyd reception from Carson Palmer	10/19 vs. Ari.	L, 13-24
32	Andrew Hawkins reception from Brian Hoyer	10/26 at Cle.	L, 23-13
32	Emmanuel Sanders touchdown reception from Peyton Manning	11/9 vs. Den.	L, 41-17
32	Julius Thomas touchdown reception from Peyton Manning	11/9 vs. Den.	L, 41-17
30	Jordan Cameron reception from Brian Hoyer	10/26 at Cle.	L, 23-13
30	Jamaal Charles reception from Alex Smith	11/20 vs. KC	W, 24-20
29t	Eddie Royal touchdown reception from Philip Rivers	10/12 vs. SD	L, 28-31
27	Ladarius Green reception from Philip Rivers	10/12 vs. SD	L, 28-31
27	Travis Kelce reception from Alex Smith	11/20 vs. KC	W, 24-20
26	Jeff Cumberland reception from Geno Smith	9/7 at NYJ	L, 14-19
26	Garrett Graham reception from Ryan Fitzpatrick	9/14 vs. Hou.	L, 14-30
25	Daniel Thomas reception from Ryan Tannehill	9/28 vs. Mia.	L, 14-38
24	Eric Decker reception from Geno Smith	9/7 at NYJ	L, 14-19
24	Ronnie Brown reception from Philip Rivers	10/12 vs. SD	L, 28-31
24	Dwayne Bowe reception from Alex Smith	11/20 vs. KC	W, 24-20
23	Rishard Matthews reception from Ryan Tannehill	9/28 vs. Mia.	L, 14-38
23	Albert Wilson reception from Alex Smith	11/20 vs. KC	W, 24-20
22	Eric Decker reception from Geno Smith	9/7 at NYJ	L, 14-19
22	Rob Gronkowski reception from Tom Brady	9/21 at NE	L, 9-16
22	John Brown reception from Carson Palmer	10/19 vs. Ari.	L, 13-24
22	Miles Austin reception from Brian Hoyer	10/26 at Cle.	L, 23-13
22	Malcolm Floyd reception from Philip Rivers	11/16 at SD	L, 6-13
21	Eric Decker reception from Geno Smith	9/7 at NYJ	L, 14-19
21	Lamar Miller rush	9/28 vs. Mia.	L, 14-38
21	Demaryius Thomas reception from Peyton Manning	11/9 vs. Den.	L, 41-17
21	Travis Kelce reception from Alex Smith	11/20 vs. KC	W, 24-20
20	Andre Johnson reception from Ryan Fitzpatrick	9/14 vs. Hou.	L, 14-30
20	Tim Wright reception from Tom Brady	9/21 at NE	L, 9-16
20	Lamar Miller rush	9/28 vs. Mia.	L, 14-38
20	Malcom Floyd reception from Philip Rivers	10/12 vs. SD	L, 28-31
20	Eddie Royal reception from Philip Rivers	10/12 vs. SD	L, 28-31
20	Branden Oliver reception from Philip Rivers	10/12 vs. SD	L, 28-31
20	Doug Baldwin reception from Russell Wilson	11/2 at Sea.	L, 24-30
20	Ryan Mathews rush	11/16 at SD	L, 6-13
20	Jamaal Charles reception from Alex Simth	11/20 vs. KC	W, 24-20

TAKEAWAYS

RAIDERS TAKEAWAYS

Date/Opp.	Quarter	Score	Turnover	Result of ensuing possession
9/7 at NYJ	1	3-0, NYJ	Charles Woodson interception (Geno Smith pass)	Touchdown
9/7 at NYJ	2	7-3, Oak.	TJ Carre forced fumble, TJ Carrie recovery (Geno Smith fumble)	Punt
9/28 vs. Mia.	2	17-7, Mia.	Brian Leonhardt forced fumble, Jon Condo recovery (J. Landry fumble)	Punt
9/28 vs. Mia.	3	24-7, Mia.	Pat Sims forced fumble, Charles Woodson recovery (L. Miller fumble)	Interception
9/28 vs. Mia.	3	38-7, Mia.	TJ Carrie interception (Ryan Tannehill pass)	Punt
10/19 vs. Ari.	2	14-7, Ari.	Charles Woodson interception (Carson Palmer pass)	Field Goal
11/9 vs. Den.	1	0-0	DJ Hayden interception (Peyton Manning pass)	Field Goal
11/9 vs. Den.	2	6-3, Den.	Justin Tuck interception (Peyton Manning pass)	Touchdown

Notes: 8 takeaways resulting in 20 points.

OPPONENT TAKEAWAYS

Date/Opp.	Quarter	Score	Turnover	Result of ensuing possession
9/14 vs. Hou.	2	14-0, Hou.	Kareem Jackson interception (Derek Carr pass)	Field Goal
9/14 vs. Hou.	2	17-0, Hou.	J. Joseph forced fumble, J. Joseph recovery (James Jones fumble)	Punt
9/14 vs. Hou.	3	17-0, Hou.	D. Sweringer forced fumble, J. Joseph recovery (M. Rivera fumble)	Touchdown
9/14 vs. Hou.	4	30-0, Hou.	Brooks Reed interception (Derek Carr pass)	Blocked Field Goal
9/21 at NE	4	16-9, NE	Vince Wilfork interception (Derek Carr pass)	End of Game
9/28 vs. Mia.	3	24-7, Mia.	Brent Grimes interception (Derek Carr pass)	Touchdown
9/28 vs. Mia.	3	31-7, Mia.	Cortland Finnegan fumble recovery (S. Wisniewski fumble)	Touchdown
9/28 vs. Mia.	3	38-7, Mia.	Jimmy Wilson interception (Matt McGloin pass)	Interception
9/28 vs. Mia.	4	38-14, Mia.	Walt Aikens interception (Matt McGloin pass)	Did not convert on fourth down
10/12 vs. SD	4	31-28, SD	Jason Verrett interception (Derek Carr pass)	End of Game
10/26 at Cle.	1	0-0	Tashaun Gipson interception (Matt Schaub pass)	Field Goal
10/26 at Cle.	3	9-6, Cle.	D. Whitner forced fumble, J. Haden recovery (D. McFadden fumble)	Touchdown
10/26 at Cle.	4	16-6, Cle.	Barkevious Mingo fumble recovery (Derek Carr fumble)	Touchdown
11/2 at Sea.	1	7-3, Sea.	Bruce Irvin interception (Derek Carr pass)	Touchdown
11/2 at Sea.	2	14-3, Sea.	Richard Sherman interception (Derek Carr pass)	Field Goal
11/2 at Sea.	2	17-3, Sea.	Steven Hauschka fumble recovery (TJ Carrie fumble)	Missed Field Goal
11/9 vs. Den.	2	10-6, Oak.	Bradley Roby interception (Derek Carr pass)	Touchdown
11/9 vs. Den.	3	20-10, Den.	Chris Harris fumble recovery (Khalif Barnes fumble)	Touchdown
11/9 vs. Den.	3	34-10, Den.	T.J. Ward interception (Derek Carr pass)	Touchdown
11/16 at SD	1	0-0	Donald Butler fumble recovery (Derek Carr fumble)	Touchdown
11/20 vs. KC	2	14-0, Oak.	Frank Zombo fumble recovery (Denarius Moore fumble)	Field Goal

Notes: 21 takeaways resulting in 82 points.

TURNOVER BREAKDOWN

RAIDERS GAME-BY-GAME TURNOVER BREAKDOWN

Date/Opp.	Takeaways	Giveaways	Game Differential	Result	Season Differential
9/7 at NYJ	2	0	+2	L, 14-19	+2
9/14 vs. Hou.	0	4	-4	L, 14-30	-2
9/21 at NE	0	1	-1	L, 9-16	-3
9/28 vs. Mia.	3	4	-1	L, 14-38	-4
10/12 vs. SD	0	1	-1	L, 28-31	-5
10/19 vs. Ari.	1	0	+1	L, 13-24	-4
10/26 at Cle.	0	3	-3	L, 13-23	-7
11/2 at Sea.	0	3	-3	L, 24-30	-10
11/9 vs. Den.	2	3	-1	L, 41-17	-11
11/16 at SD	0	1	-1	L, 6-13	-12
11/20 vs. KC	0	1	-1	W, 24-20	-13
11/30 at StL.					
12/7 vs. SF					
12/14 at KC					
12/21 vs. Buf.					
12/28 at Den.					
Totals	**8**	**21**		**1-10**	**-13**

RED ZONE EFFICIENCY

RAIDERS

Date/Opp.	Possessions	Scores	Touchdowns	Field Goals	Touchdown %	Red Zone Points
9/7 at NYJ	1	1	1	0	100.0	7
9/14 vs. Hou.	2	2	2	0	100.0	14
9/21 at NE	2	1	0	1	0.0	3
9/28 vs. Mia.	1	1	1	0	100.0	7
10/12 vs. SD	2	2	2	0	100.0	14
10/19 vs. Ari.	2	2	1	1	50.0	10
10/26 at Cle.	1	1	1	0	100.0	7
11/2 at Sea.	2	2	2	0	100.0	14
11/9 vs. Den.	2	2	2	0	100.0	14
11/16 at SD	1	1	0	1	0.0	3
11/20 vs. KC	2	2	2	0	100.0	14
11/30 at StL.						
12/7 vs. SF						
12/14 at KC						
12/21 vs. Buf.						
12/28 at Den.						
Totals	**18**	**17**	**14**	**3**	**77.8**	**107**

OPPONENTS

Date/Opp.	Possessions	Scores	Touchdowns	Field Goals	Touchdown %	Red Zone Points
9/7 at NYJ	4	3	1	2	25.0	13
9/14 vs. Hou.	5	4	3	1	60.0	24
9/21 at NE	4	3	1	2	25.0	13
9/28 vs. Mia.	8	4	4	0	50.0	28
10/12 vs. SD	4	4	3	1	75.0	24
10/19 vs. Ari.	2	2	2	0	100.0	14
10/26 at Cle.	4	4	2	2	50.0	20
11/2 at Sea.	4	4	2	2	50.0	20
11/9 vs. Den.	4	4	2	2	50.0	20
11/16 at SD	1	1	0	1	0.0	3
11/20 vs. KC	3	3	1	2	33.0	13
11/30 at StL.						
12/7 vs. SF						
12/14 at KC						
12/21 vs. Buf.						
12/28 at Den.						
Totals	**43**	**36**	**21**	**15**	**48.8**	**192**

ONSIDE KICKS

RAIDERS

Date/Opp.	Quarter	Score	Kicker	Recovered by	Yard line recovered
9/7 at NYJ	4	19-14, NYJ	Sebastian Janikowski	Greg Salas	Raiders 48
9/14 vs. Hou.	4	30-14, Hou.	Sebastian Janikowski	Keshawn Martin	Texans 44
9/21 at NE	-----	-----	-----	-----	-----
9/28 vs. Mia.	-----	-----	-----	-----	-----
10/12 vs. SD	-----	-----	-----	-----	-----
10/19 vs. Ari.	-----	-----	-----	-----	-----
10/26 at Cle.	4	23-13, Cle.	Sebastian Janikowski	Out of Bounds	Browns 47
11/2 at Sea.	4	30-24, Sea.	Sebastian Janikowski	Jermaine Kearse	Raiders 35
11/9 vs. Den.	4	41-17, Den.	Sebastian Janikowski	Andre Caldwell	Raiders 46
11/16 at SD	-----	-----	-----	-----	-----
11/20 vs. KC	-----	-----	-----	-----	-----
11/30 at StL.					
12/7 vs. SF					
12/14 at KC					
12/21 vs. Buf.					
12/28 at Den.					

Notes: Raiders are 0-5 this season.

OPPONENTS

Date/Opp.	Quarter	Score	Kicker	Recovered by	Yard line recovered
9/7 at NYJ	-----	-----	-----	-----	-----
9/14 vs. Hou.	-----	-----	-----	-----	-----
9/21 at NE	-----	-----	-----	-----	-----
9/28 vs. Mia.	-----	-----	-----	-----	-----
10/12 vs. SD	-----	-----	-----	-----	-----
10/19 vs. Ari.	-----	-----	-----	-----	-----
10/26 at Cle.	-----	-----	-----	-----	-----
11/2 at Sea.	-----	-----	-----	-----	-----
11/9 vs. Den.	-----	-----	-----	-----	-----
11/16 at SD	-----	-----	-----	-----	-----
11/20 vs. KC	-----	-----	-----	-----	-----
11/30 at StL.					
12/7 vs. SF					
12/14 at KC					
12/21 vs. Buf.					
12/28 at Den.					

Notes:

BLOCKED KICKS

RAIDERS

Date/Opp.	Quarter	Score	Type	Blocked by	Recovered by
9/7 at NYJ	-----	-----	-----	-----	-----
9/14 vs. Hou.	4	30-7, Hou.	Field Goal	Justin Tuck	Shane Lechler
9/21 at NE	-----	-----	-----	-----	-----
9/28 vs. Mia.	-----	-----	-----	-----	-----
10/12 vs. SD	-----	-----	-----	-----	-----
10/19 vs. Ari.	-----	-----	-----	-----	-----
10/26 at Cle.	-----	-----	-----	-----	-----
11/2 at Sea.	3	24-3, Sea.	Punt	Denico Autry	Brice Butler
11/9 vs. Den.	-----	-----	-----	-----	-----
11/16 at SD	-----	-----	-----	-----	-----
11/20 vs. KC	-----	-----	-----	-----	-----
11/30 at StL.					
12/7 vs. SF					
12/14 at KC					
12/21 vs. Buf.					
12/28 at Den.					

Notes: Raiders have blocked one FG and one punt which was recovered for a touchdown, this season.

OPPONENTS

Date/Opp.	Quarter	Score	Type	Blocked by	Recovered by
9/7 at NYJ	-----	-----	-----	-----	-----
9/14 vs. Hou.	-----	-----	-----	-----	-----
9/21 at NE	-----	-----	-----	-----	-----
9/28 vs. Mia.	-----	-----	-----	-----	-----
10/12 vs. SD	-----	-----	-----	-----	-----
10/19 vs. Ari.	-----	-----	-----	-----	-----
10/26 at Cle.	-----	-----	-----	-----	-----
11/2 at Sea.	-----	-----	-----	-----	-----
11/9 vs. Den.	-----	-----	-----	-----	-----
11/16 at SD	-----	-----	-----	-----	-----
11/20 vs. KC	-----	-----	-----	-----	-----
11/30 at StL.					
12/7 vs. SF					
12/14 at KC					
12/21 vs. Buf.					
12/28 at Den.					

Notes:

TWO-POINT CONVERSIONS

RAIDERS

Date/Opp.	Quarter	Score before try	Result	Play
9/7 at NYJ	-----	-----	-----	-----
9/14 vs. Hou.	-----	-----	-----	-----
9/21 at NE	-----	-----	-----	-----
9/28 vs. Mia.	-----	-----	-----	-----
10/12 vs. SD	-----	-----	-----	-----
10/19 vs. Ari.	-----	-----	-----	-----
10/26 at Cle.	-----	-----	-----	-----
11/2 at Sea.	-----	-----	-----	-----
11/9 vs. Den.	-----	-----	-----	-----
11/16 at SD	-----	-----	-----	-----
11/20 vs. KC	-----	-----	-----	-----
11/30 at StL.				
12/7 vs. SF				
12/14 at KC				
12/21 vs. Buf.				
12/28 at Den.				

Notes:

OPPONENTS

Date/Opp.	Quarter	Score before try	Result	Play
9/7 at NYJ	4	19-7, NYJ	Failed	Geno Smith pass to David Nelson complete, attempt fails
9/14 vs. Hou.	-----	-----	-----	-----
9/21 at NE	-----	-----	-----	-----
9/28 vs. Mia.	-----	-----	-----	-----
10/12 vs. SD	-----	-----	-----	-----
10/19 vs. Ari.	-----	-----	-----	-----
10/26 at Cle.	-----	-----	-----	-----
11/2 at Sea.	-----	-----	-----	-----
11/9 vs. Den.	-----	-----	-----	-----
11/16 at SD	-----	-----	-----	-----
11/20 vs. KC	-----	-----	-----	-----
11/30 at StL.				
12/7 vs. SF				
12/14 at KC				
12/21 vs. Buf.				
12/28 at Den.				

Notes: Opponents are 0-1 this season.

LONGEST RETURNS

RAIDERS

Date, Opp.	Type	Yards	Player	Result of ensuing possession
11/2 at Sea.	Kickoff	42	TJ Carrie	Missed Field Goal
9/7 at NYJ	Kickoff	38	Latavius Murray	Punt
10/12 vs. SD	Kickoff	38	TJ Carrie	Punt
9/28 vs. Mia.	Kickoff	32	Latavius Murray	Touchdown
11/9 vs. Denver	Punt	30	Denarius Moore	Punt
9/14 vs. Hou.	Kickoff	29	Latavius Murray	Touchdown
11/2 at Sea.	Punt	27	TJ Carrie	Touchdown
11/9 vs. Den.	Kickoff	27	Latavius Murray	Punt
10/19 vs. Ari.	Kickoff	26	TJ Carrie	Touchdown
9/7 at NYJ	Kickoff	25	Latavius Murray	Punt
9/14 vs. Hou.	Kickoff	25	Latavius Murray	Interception
9/14 vs. Hou.	Kickoff	25	Latavius Murray	Interception
10/12 vs. SD	Kickoff	25	TJ Carrie	Touchdown
9/14 vs. Hou.	Kickoff	24	Latavius Murray	Fumble
11/20 vs. KC	Kickoff	24	Latavius Murray	Punt
9/28 vs. Mia.	Kickoff	23	Latavius Murray	Punt
11/2 at Sea.	Punt	23	Denarius Moore	Touchdown
11/20 vs. KC	Kickoff	23	Darren McFadden	Punt
10/12 vs. SD	Kickoff	22	TJ Carrie	Punt
9/21 at NE	Punt	21	TJ Carrie	Interception
10/26 at Cle.	Kickoff	21	TJ Carrie	Punt
11/4 vs. Den.	Kickoff	21	Latavius Murray	Interception
11/16 at SD	Kickoff	21	Latavius Murray	Punt

Number of 20-plus-yard returns: 25
Number of 40-plus-yard returns: 1

OPPONENTS

Date, Opp.	Type	Yards	Player	Result of ensuing possession
11/20 vs. KC	Kickoff	48	De'Anthony Thomas	Incomplete 4th down pass
11/20 vs. KC	Kickoff	46	Knile Davis	Touchdown
9/7 at NYJ	Kickoff	44	Saalim Hakim	Field Goal
11/2 at Sea.	Kickoff	36	Paul Richardson	Blocked Punt
9/28 vs. Mia.	Kickoff	35	Jarvis Landry	Fumble
11/9 vs. Den.	Kickoff	30	Andre Caldwell	Field Goal
10/12 vs. SD	Punt	29	Keenan Allen	Touchdown
11/2 at Sea.	Kickoff	28	Paul Richardson	Touchdown
9/21 at NE	Kickoff	26	Matthew Slater	Field Goal
9/28 vs. Mia.	Kickoff	26	Damien Williams	Field Goal
11/16 at SD	Kickoff	25	Chris Davis	Punt
9/7 at NYJ	Kickoff	21	Saalim Hakim	Fumble
11/9 vs. Den.	Punt	21	Isaiah Burse	Punt
11/9 vs. Den.	Punt	17	Isaiah Burse	Touchdown
11/9 vs. Den.	Punt	14	Isaiah Burse	Field Goal
10/26 at Cle.	Punt	13	Travis Benjamin	Punt
9/7 at NYJ	Punt	12	Jalen Saunders	Punt

Number of 20-plus-yard returns: 11
Number of 40-plus-yard returns: 3

POINTS BREAKDOWN

RAIDERS

Date/Opp.	First Quater	Second Quarter	First Half	Third Quarter	Fourth Quarter	Second Half	Total
9/7 at NYJ	7	0	7	0	7	7	14
9/14 vs. Hou.	0	0	0	0	14	14	14
9/21 at NE	3	0	3	6	0	6	9
9/28 vs. Mia.	7	0	7	0	7	7	14
10/12 vs. SD	7	7	14	7	7	14	28
10/19 vs. Ari.	0	10	10	3	0	3	13
10/26 at Cle.	0	6	6	0	7	7	13
11/2 at Sea.	3	0	3	14	7	21	24
11/9 vs. Den.	3	7	10	0	7	7	17
11/16 at SD	3	0	3	0	3	3	6
11/20 vs. KC	7	7	14	3	7	10	24
11/30 at StL.							
12/7 vs. SF							
12/14 at KC							
12/21 vs. Buf.							
12/28 at Den.							
Totals	**40**	**37**	**77**	**33**	**66**	**99**	**176**

OPPONENTS

Date/Opp.	First Quater	Second Quarter	First Half	Third Quarter	Fourth Quarter	Second Half	Total
9/7 at NYJ	3	7	10	3	6	9	19
9/14 vs. Hou.	14	3	17	10	3	13	30
9/21 at NE	0	10	10	0	6	6	16
9/28 vs. Mia.	3	21	24	14	0	14	38
10/12 vs. SD	7	7	14	7	10	17	31
10/19 vs. Ari.	7	7	14	7	3	10	24
10/26 at Cle.	6	3	9	0	14	14	23
11/2 at Sea.	14	10	24	0	6	6	30
11/9 vs. Den.	3	17	20	21	0	21	41
11/16 at SD	7	3	10	3	0	3	13
11/20 vs. KC	0	3	3	7	10	17	20
11/30 at StL.							
12/7 vs. SF							
12/14 at KC							
12/21 vs. Buf.							
12/28 at Den.							
Totals	**64**	**91**	**155**	**72**	**48**	**130**	**285**

REPLAY CHALLENGES

RAIDERS

Date/Opp.	Quarter	Score	Initial Ruling	Final Ruling
9/14 vs. Hou.	3	27-0, Hou.	Mychal Rivera reception from Derek Carr on third-and-6; no first down	Upheld
9/21 at NE	4	13-9, NE	Julian Edelman pass complete from Tom Brady	Reversed
9/28 vs. Mia	3	31-7, Mia.	Derek Carr pass to Brice Butler incomplete	Reversed

Notes: Raiders are 2-for-3.

OPPONENTS

Date/Opp.	Quarter	Score	Initial Ruling	Final Ruling
10/19 vs. Ari.	2	14-10, Ari.	Punt downed by Ari., untouched by Oak.	Upheld
11/9 vs. Den.	4	41-10, Den.	Derek Carr pass complete to Denarius Moore for 28 yards	Upheld
11/16 at SD	2	10-3, SD	Derek Carr pass complete to Brice Butler for 15 yards	Upheld

Notes: Opponents are 0-for-3.

REPLAY OFFICIAL

***** Last two minutes of the half and overtime, scoring plays and turnovers***

Date/Opp.	Quarter	Score	Initial Ruling	Final Ruling
9/7 at NYJ	2	7-3, Oak.	Sio Moore forced fumble of Geno Smith, TJ Carrie recovered	Upheld
9/7 at NYJ	4	19-14, NYJ	James Jones reception from Derek Carr; touchdown	Upheld
9/14 vs. Hou.	1	0-0	Arian Foster rushing touchdown	Reversed; ruled down at 1
10/12 vs. SD	4	31-28, SD	Jason Verrett intercepted Derek Carr pass	Upheld
11/2 at Sea.	1	7-3, Sea.	Bruce Irvin interception of Derek Carr broke the plane for a touchdown	Upheld
11/9 vs. Den.	2	13-10, Den.	Emmanuel Sanders reception from Peyton Manning; touchdown	Upheld
11/9 vs. Den.	3	34-10, Den.	After intercepting Derek Carr, TJ Ward remained in bounds for 38 yards	Reversed; out of bounds at OAK 34 for 18 yards
11/16 at SD	1	0-0	Malcolm Floyd reception from Philip Rivers; touchdown	Upheld
11/20 vs. KC	3	17-3, Oak.	Anthony Fasano reception from Alex Smith; touchdown	Upheld
11/20 vs. KC	4	24-20, Oak.	Dwayne Bowe reception from Alex Smith	Reversed; pass incomplete
11/20 vs. KC	4	24-20, Oak.	Alex Smith pass incomplete to Travis Kelce	Upheld

Notes: Replay official is 3-for-9.

THE LAST TIME

RUSHING

200 Yards Rushing, Individual
By Raiders — Napoleon Kaufman, Oct. 19, 1997, vs. Den. (227 yards)
By Opponent — Doug Martin, Nov. 4, 2012, vs. TB (251 yards)

100 Yards Rushing, Individual
By Raiders — Latavius Murray, Nov. 20, 2014, vs. KC (112 yards)
By Opponent — Branden Oliver, Oct. 12, 2014, vs. SD (101 yards)

100 Yards Rushing, Individual, One half
By Raiders — Latavius Murray, Nov. 20, 2014, vs. KC (112 yards)
By Opponent — Doug Martin, Nov. 4, 2012, vs. TB (230 yards)

100 Yards Rushing and Receiving, Individual
By Raiders — Marcus Allen, Sept. 7, 1986, at Den. (102 yards rushing, 102 receiving)
By Opponent — Priest Holmes, Dec. 9, 2001, vs. KC (168 yards rushing, 109 receiving)

Two 100-yard Rushers
By Raiders — Napoleon Kaufman (122 yards) and Tyrone Wheatley (111 yards), Dec. 19, 1999, vs. TB
By Opponent — Willis McGahee (163 yards) and Tim Tebow (118 yards), Nov. 6, 2011, vs. Den.

Four Touchdowns Rushing, Individual
By Raiders — Never
By Opponent — Doug Martin, Nov. 4, 2012, vs. TB

Three Touchdowns Rushing, Individual
By Raiders — Darren McFadden, Oct. 24, 2010, at Den.
By Opponent — DeMarco Murray, Nov. 28, 2013, at Dal.

Two Touchdowns Rushing, Individual
By Raiders — Latavius Murray, Nov. 20, 2014, vs. KC
By Opponent — Marshawn Lynch, Nov. 2, 2014, at Sea.

PASSING

500 Yards Passing, Individual
By Raiders — Never
By Opponent — Elvis Grbac, Dec. 5, 2000, vs. KC (504 yards)

400 Yards Passing, Individual
By Raiders — Carson Palmer, Nov. 4, 2012, vs. TB (414 yards)
By Opponent — Nick Foles, Nov. 3, 2013, vs. Phi. (406 yards)

300 Yards Passing, Individual
By Raiders — Derek Carr, Oct. 26, 2014, at Cle. (328 yards)
By Opponent — Peyton Manning, Nov. 9, 2014, vs. Den. (340 yards)

Seven Touchdown Passes, Individual
By Raiders — Never
By Opponent — Nick Foles, Nov. 3, 2013, vs. Phi.

Six Touchdown Passes, Individual
By Raiders — Daryle Lamonica, Oct. 19, 1969, vs. Buf.
By Opponent — Dan Fouts, Nov. 22, 1981, vs. SD

Five Touchdown Passes, Individual
By Raiders — Kerry Collins, Dec. 19, 2004, vs. Ten.
By Opponent — Peyton Manning, Nov. 9, 2014, vs. Den.

Four Touchdown Passes, Individual
By Raiders — Derek Carr, Oct. 12, 2014, vs. SD
By Opponent — Peyton Manning, Dec. 29, 2013, vs. Den.

THE LAST TIME

Three Touchdown Passes, Individual
By Raiders Matt McGloin, Nov. 17, 2013, at Hou.
By Opponent Philip Rivers, Oct. 12, 2014, vs. SD

Seven Interceptions Thrown, Individual
By Raiders Ken Stabler, Oct. 16, 1977, vs. Den.
By Opponent Never

Six Interceptions Thrown, Individual
By Raiders Donald Hollas, Dec. 6, 1999, vs. Mia.
By Opponent Never

Five Interceptions Thrown, Individual
By Raiders Jim Plunkett, Oct. 5, 1980, vs. KC
By Opponent Steve Pelluer, Nov. 9, 1986, at Dal.

Four Interceptions Thrown, Individual
By Raiders Matt McGloin, Dec. 15, 2013, vs. KC
By Opponent Jake Delhomme, Nov. 9, 2008, vs. Car.

RECEIVING

10-or-more Receptions, Individual
By Raiders Brandon Myers, Dec. 2, 2012, vs. Cle. (14 receptions)
By Opponent Demaryius Thomas, Nov. 9, 2014, vs. Den. (11 receptions)

200 Yards Receiving, Individual
By Raiders Art Powell, Oct. 8, 1965, at BosP. (205 yards)
By Opponent Calvin Johnson, Dec. 18, 2011, vs. Det. (214 yards)

100 Yards Receiving, Individual
By Raiders Andre Holmes, Oct. 12, 2014, vs. SD (121 yards)
By Opponent Demaryius Thomas, Nov. 9, 2014, vs. Den. (108 yards)

100 Yards Receiving, One Half, Individual
By Raiders Denarius Moore, Nov. 10, 2011, at SD (123 yards)
By Opponent Jamaal Charles, Dec. 15, 2013, vs. KC (116 yards)

Two 100-yard Receivers
By Raiders Darrius Heyward-Bey (130 yards) and Denarius Moore (101 yards), Jan. 1, 2012, vs. SD
By Opponent Justin Hunter (109 yards) and Kendall Wright (103 yards), Nov. 24, 2013, vs. Ten.

Five Touchdown Receptions, Individual
By Raiders Never
By Opponent Kellen Winslow, Nov. 22, 1981, vs. SD

Four Touchdown Receptions, Individual
By Raiders Art Powell, Dec. 22, 1963, vs. HouO.
By Opponent Jamaal Charles, Dec. 15, 2013, vs. KC

Three Touchdown Receptions, Individual
By Raiders Jerry Porter, Dec. 19, 2004, vs. Ten.
By Opponent Riley Cooper, Nov. 3, 2013, vs. Phi.

Two Touchdown Receptions, Individual
By Raiders Mychal Rivera, Nov. 2, 2014, at Sea.
By Opponent Julius Thomas and Emmanuel Sanders, Nov. 9, 2014, vs. Den.

Two 100-yard Rushers and Two 100-yard Receivers
By Raiders/Opp. Never

THE LAST TIME

INTERCEPTIONS

Four Interceptions, Individual
By Raiders/Opp. Never

Three Interceptions, Individual
By Raiders Rod Woodson, Sept. 29, 2002, vs. Ten.
By Opponent Dwayne Harper, Nov. 27, 1995, at SD

Two Interceptions, Individual
By Raiders Michael Huff, Sept. 20, 2009, at KC
By Opponent Eric Berry, Dec. 15, 2013, vs. KC

Interception Returned for Touchdown
By Raiders Tracy Porter, Nov. 10, 2013, at NYG (43 yards)
By Opponent Bruce Irvin, Nov. 2, 2014, at Sea. (35 yards)

TOUCHDOWNS

Five Touchdowns, Individual
By Raiders Never
By Opponent Jamaal Charles, Dec. 15, 2013, vs. KC (49-, 39-, 16-, 71-yard receptions; 1-yard run)

Four Touchdowns, Individual
By Raiders Darren McFadden, Oct. 24, 2010, at Den. (4-, 4-, 57-yard runs; 19-yard reception)
By Opponent Doug Martin, Nov. 4, 2012, vs. TB (45-, 67-, 70-, 1-yard runs)

Three Touchdowns, Individual
By Raiders Darren McFadden, Dec. 12, 2010, at Jac. (51-, 36-yard runs; 67-yard reception)
By Opponent Willis McGahee, Jan. 3, 2010, vs. Bal. (2-, 77-, 2-yard runs)

FIELD GOALS/PATs

Six Field Goals Made, Individual
By Raiders Sebastian Janikowski, Nov. 27, 2011, vs. Chi. (40, 47, 42, 19, 37, 44 yards)
By Opponent Greg Davis, Oct. 5, 1997, vs. SD (30, 22, 38, 43, 33, 33 yards)

Five Field Goals Made, Individual
By Raiders Sebastian Janikowski, Dec. 16, 2012, vs. KC (20, 50, 57, 30, 41 yards)
By Opponent Nate Kaeding, Sept. 10, 2012, vs. SD (23, 28, 19, 41, 45 yards)

Four Field Goals Made, Individual
By Raiders Sebastian Janikowski, Nov. 24, 2013, vs. Ten. (52, 48, 24, 42 yards)
By Opponent Nick Novak, Dec. 22, 2013, at SD (27, 48, 28, 33 yards)

60-yard Field Goal
By Raiders Sebastian Janikowski, Sept. 12, 2011, at Den. (63 yards)
By Opponent Never

Blocked Field-goal Attempt
By Raiders Justin Tuck, Sept. 14, 2014, vs. Hou. (27-yard Shane Lechler attempt)
By Opponent Ndamukong Suh, Dec. 18, 2011, vs. Det. (65-yard Sebastian Janikowski attempt)

Two-point Conversion
By Raiders Juron Criner, Nov. 4, 2012, vs. TB (pass from Carson Palmer)
By Opponent Emmanuel Sanders, Oct. 27, 2013, vs. Pit. (run)

PAT Missed
By Raiders Sebastian Janikowski, Oct. 5, 2007, at Chi. (wide right)
By Opponent Shayne Graham, Dec. 10, 2006, at Cin. (hit left upright)

Blocked PAT
By Raiders Desmond Bryant, Dec. 11, 2011, at GB (Mason Crosby, fifth attempt)
By Opponent Vince Wilfork, Dec. 14, 2008, vs. New England (Sebastian Janikowski, third attempt)

THE LAST TIME

PUNTING

80-yard Punt
By Raiders — Shane Lechler, Nov. 27, 2011, vs. Chi. (80 yards)
By Opponent — Never

70-yard Punt
By Raiders — Shane Lechler, Dec. 24, 2011, at KC (76 yards)
By Opponent — Dustin Colquitt, Dec. 16, 2012, vs. KC (71 yards)

60-yard Punt
By Raiders — Marquette King, Nov. 16, 2014, at SD (62 yards)
By Opponent — Dustin Colquitt, Nov. 20, 2014, vs. KC (69 yards)

Blocked Punt
By Raiders — Denico Autry, Nov. 2, 2014, at Sea. (Jon Ryan, punter)
By Opponent — Antonio Allen, Dec. 8, 2013, at NYJ (Marquette King, punter)

10 Punts, Individual
By Raiders — Marquette King, Nov. 17, 2013, vs. Hou. (11 punts; 540 yards)
By Opponent — Darren Bennett, Dec. 28, 2003, at SD (10 punts; 392 yards)

No Punts
By Raiders — Dec. 5, 1999, vs. Seattle
By Opponent — Sept. 30, 2012, at Denver

OTHER SPECIAL TEAMS

Kickoff Returned for Touchdown
By Raiders — Jacoby Ford, Oct. 16, 2011, vs. Cle. (101 yards)
By Opponent — Jacoby Jones, Nov. 11, 2012, at Bal. (105 yards)

Punt Returned for Touchdown
By Raiders — Johnnie Lee Higgins, Dec. 21, 2008, vs. Hou. (80 yards)
By Opponent — Keshawn Martin, Nov. 17, 2013, at Hou. (87 yards)

Blocked Field Goal Returned for Touchdown
By Raiders — Never
By Opponent — Ray Mickens, Sept. 21, 1997, at NYJ (72 yards; Cole Ford, kicker)

Blocked Punt Returned for Touchdown
By Raiders — Brice Butler, Nov. 2, 2014, at Sea. (0 yards; Jon Ryan, punter)
By Opponent — Antonio Allen, Dec. 8, 2013, at NYJ (0 yards; Marquette King, punter)

OTHER DEFENSE

Shutout Posted
By Raiders — Dec. 16, 2012, vs. KC (15-0)
By Opponent — Oct. 28, 2011, vs. KC (28-0)

Fumble Returned for Touchdown
By Raiders — Charles Woodson, Oct. 6, 2013, vs. SD (25 yards)
By Opponent — Cortland Finnegan, Sept. 28, 2014 vs. Mia. (50 yards)

Safety Scored
By Raiders — Rolando McClain, Dec. 11, 2011, at GB (Matt Flynn sacked)
By Opponent — Brian Cushing, Oct. 4, 2009, at Hou. (Justin Fargas tackled)

Six Sacks, Individual
By Raiders — Never
By Opponent — Derrick Thomas, Sept. 6, 1988, at KC

THE LAST TIME

Five Sacks, Individual

By Raiders	Howie Long, Oct. 2, 1983, at Was.
By Opponent	Gary Jeter, Sept. 18, 1988, vs. LARm.

Four Sacks, Individual

By Raiders	Kamerion Wimbley, Nov. 10, 2011, at SD
By Opponent	Brian Orakpo, Dec. 13, 2009, vs. Was.

Three Sacks, Individual

By Raiders	Kamerion Wimbley, Jan. 2, 2011, at KC
By Opponent	Paul Kruger, Oct. 26, 2014, at Cle.

MISCELLANEOUS

No Penalties

By Raiders	Dec. 4, 2005, at SD
By Opponent	Dec. 8, 1974, at KC

Game without Touchdown

By Raiders	Nov. 16, 2014, at SD
By Opponent	Dec. 16, 2012, vs. KC

50 Points, Game

By Raiders	Oct. 24, 2010, at Den. (59)
By Opponent	Dec. 15, 2013, vs. KC (56)

40 Points, Game

By Raiders	Dec. 19, 2004, vs. Ten. (40)
By Opponent	Nov. 9, 2014, vs. Den. (41)

500 Yards Total Offense

By Raiders	Nov. 3, 2013, vs. Phi. (560)
By Opponent	Nov. 3, 2013, vs. Phi. (542)

Tie Game

By Raiders	Oakland 23, at Denver 23, Oct. 22, 1973

UPDATED BIOS - DEFENSE

Ray-Ray ARMSTRONG

57

LINEBACKER | 6-3 | 234 | MIAMI (FLA.)
ACQUIRED: W-'14 | NFL EXP.: 2 | RAIDERS EXP.: 1
HOMETOWN: SANFORD, FLA.
BORN: 3/5/91

2014: Played in four games on special teams for the St. Louis Rams before being waived on Oct. 6, 2014...Claimed via waivers by Oakland Raiders, Oct. 7, 2014...**(10/12) vs. S.D.:** Inactive for first game with the Silver and Black...**(10/19) vs. Ari.:** Saw first action as a Raider, seeing time on defense... Credited with one solo tackle...**(10/26) at Cle.:** Downed a first-quarter punt on special teams...**(11/2) at Sea.:** Saw action on special teams and defense...**(11/9) vs. Den.:** Saw time on special teams...Posted one solo stop on defense...**(11/16) at SD:** Posted two tackles on special teams...Stopped PR Keenan Allen for no gain on a first-quarter punt...**(11/20) vs. KC:** Played on special teams.

RAY-RAY ARMSTRONG'S CAREER STATISTICS

				TACKLES					INTERCEPTIONS					FUMBLES		
Year	**Team**	**GP**	**GS**	**Tot.**	**Solo**	**Asst.**	**Sacks**	**Yds**	**No.**	**Yds**	**Lg**	**TD**	**PD**	**FF**	**FR**	**Yds**
2013	St. Louis	16	0	3	3	0	0.0	0.0	0	0	-	0	0	0	1	0
2014	StL./Oak.	10	0	4	4	0	0.0	0.0	0	0	-	0	0	0	0	0
Totals		**26**	**0**	**7**	**7**	**0**	**0.0**	**0.0**	**0**	**0**	**-**	**0**	**0**	**0**	**1**	**0**

RAY-RAY ARMSTRONG GAME-BY-GAME

2014, ST. LOUIS/OAKLAND

				TACKLES					INTERCEPTIONS					FUMBLES		
Date	**Opp.**	**GP**	**GS**	**Tot.**	**Solo**	**Asst.**	**Sacks**	**Yds**	**No.**	**Yds**	**Lg**	**TD**	**PD**	**FF**	**FR**	**Yds**
*9/7	Min.	1	0	0	0	0	0.0	0.0	0	0	-	0	0	0	0	0
*9/14	at TB	1	0	2	2	0	0.0	0.0	0	0	-	0	0	0	0	0
*9/21	Dal.	1	0	0	0	0	0.0	0.0	0	0	-	0	0	0	0	0
*9/28	at Phi.	1	0	0	0	0	0.0	0.0	0	0	-	0	0	0	0	0
10/12	SD	(INACTIVE)														
10/19	Ari.	1	0	1	1	0	0.0	0.0	0	0	-	0	0	0	0	0
10/26	at Cle.	1	0	0	0	0	0.0	0.0	0	0	-	0	0	0	0	0
11/2	at Sea.	1	0	0	0	0	0.0	0.0	0	0	-	0	0	0	0	0
11/9	Den.	1	0	1	1	0	0.0	0.0	0	0	-	0	0	0	0	0
11/16	at SD	1	0	0	0	0	0.0	0.0	0	0	-	0	0	0	0	0
11/20	KC	1	0	0	0	0	0.0	0.0	0	0	-	0	0	0	0	0
11/30	at StL.															
12/7	SF															
12/14	at KC															
12/21	Buf.															
12/28	at Den.															
Totals		**10**	**0**	**4**	**4**	**0**	**0.0**	**0.0**	**0**	**0**	**-**	**0**	**0**	**0**	**0**	**0**

** - denotes with St. Louis*

UPDATED BIOS - DEFENSE



Larry ASANTE

42

SAFETY | 6-0 | 210 | NEBRASKA
ACQUIRED: FA-'14 | NFL EXP.: 3 | RAIDERS EXP.: 1
HOMETOWN: ALEXANDRIA, VA.
BORN: 3/7/88

2014: Signed as a free agent on Oct. 29...Was in training camp with the Raiders, playing in three preseason games before being waived/injured on Aug. 26...**(11/2) at Sea.:** Made Raiders debut, seeing significant time on defense and special teams...Set a Raiders season high with three special teams tackles...Added two solo stops on defense...Dropped PR Doug Baldwin for a 2-yard loss in the second quarter, forcing the Seahawks to start a drive at their own 2-yard line...**(11/9) vs. Den.:** Made first career start at strong safety, replacing S Brandian Ross who moved into the nickel cornerback slot...Eclipsed his previous personal best with a career-high 11 tackles (nine solo)...Tackle haul matched his career total entering the 2014 season... Saw action on 79-of-80 possible defensive snaps...**(11/16) at SD:** Notched one solo tackle...**(11/20) vs. KC:** Started second game at strong safety as Raiders opened in a nickel package on defense...Was extremely productive, racking up nine tackles (six), including a pair of down-field stops that saved potential touchdowns...Forced a fumble with a hit on RB Jamaal Charles in the third quarter...Added two special teams tackles, posting stops in kickoff coverage.

LARRY ASANTE'S CAREER STATISTICS

				TACKLES					INTERCEPTIONS					FUMBLES		
Year	Team	GP	GS	Tot.	Solo	Asst.	Sacks	Yds	No.	Yds	Lg	TD	PD	FF	FR	Yds
2010	Tampa Bay	2	0	1	1	0	0.0	0.0	1	4	4	0	1	0	0	0
2011	Tampa Bay	10	0	10	9	1	0.0	0.0	0	0	-	0	0	1	0	0
2013	Indianapolis	5	0	0	0	0	0.0	0.0	0	0	-	0	0	0	0	0
2014	Oakland	4	2	23	18	5	0.0	0.0	0	0	-	0	0	1	0	0
Totals		**21**	**2**	**34**	**28**	**6**	**0.0**	**0.0**	**1**	**4**	**4**	**0**	**1**	**2**	**0**	**0**

LARRY ASANTE GAME-BY-GAME

2014, OAKLAND

				TACKLES					INTERCEPTIONS					FUMBLES		
Date	Opp.	GP	GS	Tot.	Solo	Asst.	Sacks	Yds	No.	Yds	Lg	TD	PD	FF	FR	Yds
9/7	at NYJ	(NOT ON ROSTER)														
9/14	Hou.	(NOT ON ROSTER)														
9/21	at NE	(NOT ON ROSTER)														
9/28	Mia.	(NOT ON ROSTER)														
10/12	SD	(NOT ON ROSTER)														
10/19	Ari.	(NOT ON ROSTER)														
10/26	at Cle.	(NOT ON ROSTER)														
11/2	at Sea.	1	0	2	2	0	0.0	0.0	0	0	-	0	0	0	0	0
11/9	Den.	1	1	11	9	2	0.0	0.0	0	0	-	0	0	0	0	0
11/16	at SD	1	0	1	1	0	0.0	0.0	0	0	-	0	0	0	0	0
11/20	KC	1	1	9	6	3	0.0	0.0	0	0	-	0	0	1	0	0
11/30	at StL.															
12/7	SF															
12/14	at KC															
12/21	Buf.															
12/28	at Den.															
Totals		**4**	**2**	**23**	**18**	**5**	**0.0**	**0.0**	**0**	**0**	**-**	**0**	**0**	**1**	**0**	**0**

UPDATED BIOS - DEFENSE



Denico AUTRY

96

DEFENSIVE END | 6-5 | 273 | MISSISSIPPI STATE
ACQUIRED: FA-'14 | NFL EXP.: R | RAIDERS EXP.: R
HOMETOWN: ALBEMARLE, N.C.
BORN: 7/15/90

2014: Spent first six games on the practice squad before being signed to the active roster on Oct. 25, 2014, following a season-ending injury to LaMarr Woodley...Originally signed as an undrafted free agent...**(10/26) at Cle.:** Made NFL debut, seeing significant action on defense...Credited with a tackle for loss along with LB Khalil Mack, stopping RB Terrance West for a 1-yard loss in the third quarter...Notched first two career tackles (one solo)...**(11/2) at Sea.:** Came free up the middle on a third-quarter punt, batting down a Jon Ryan effort that was recovered in the end zone by WR Brice Butler for a Raiders touchdown...Added a tackle on kickoff coverage...**(11/9) vs. Den.:** Continued to see increased time on the defensive line, recording two solo tackles...**(11/16) at SD:** Posted two tackles (one)...Broke into the backfield and stopped QB Philip Rivers for a 1-yard loss on a quarterback keeper in the third quarter...**(11/20) vs. KC:** Credited with two tackles (one) on defense.

DENICO AUTRY'S CAREER STATISTICS

				TACKLES					INTERCEPTIONS					FUMBLES		
Year	Team	GP	GS	Tot.	Solo	Asst.	Sacks	Yds	No.	Yds	Lg	TD	PD	FF	FR	Yds
2014	Oakland	5	0	8	5	3	0.0	0.0	0	0	-	0	0	0	0	0
Totals		**5**	**0**	**8**	**5**	**3**	**0.0**	**0.0**	**0**	**0**	**-**	**0**	**0**	**0**	**0**	**0**

DENICO AUTRY GAME-BY-GAME

2014, OAKLAND

				TACKLES					INTERCEPTIONS					FUMBLES		
Date	Opp.	GP	GS	Tot.	Solo	Asst.	Sacks	Yds	No.	Yds	Lg	TD	PD	FF	FR	Yds
9/7	at NYJ				(PRACTICE SQUAD)											
9/14	Hou.				(PRACTICE SQUAD)											
9/21	at NE				(PRACTICE SQUAD)											
9/28	Mia.				(PRACTICE SQUAD)											
10/12	SD				(PRACTICE SQUAD)											
10/19	Ari.				(PRACTICE SQUAD)											
10/26	at Cle.	1	0	2	1	1	0.0	0.0	0	0	-	0	0	0	0	0
11/2	at Sea.	1	0	0	0	0	0.0	0.0	0	0	-	0	0	0	0	0
11/9	Den.	1	0	2	2	0	0.0	0.0	0	0	-	0	0	0	0	0
11/16	at SD	1	0	2	1	1	0.0	0.0	0	0	-	0	0	0	0	0
11/20	KC	1	0	2	1	1	0.0	0.0	0	0	-	0	0	0	0	0
11/30	at StL.															
12/7	SF															
12/14	at KC															
12/21	Buf.															
12/28	at Den.															
Totals		**5**	**0**	**8**	**5**	**3**	**0.0**	**0.0**	**0**	**0**	**-**	**0**	**0**	**0**	**0**	**0**

UPDATED BIOS - DEFENSE



Tarell BROWN

23

CORNERBACK| 5-11 | 190 | TEXAS
ACQUIRED: UFA-'14 (SF) | NFL EXP.: 8 | RAIDERS EXP.: 1
HOMETOWN: MESQUITE, TEXAS
BORN: 01/06/85

2014: (9/7) at NYJ: Made Raiders debut, starting at right cornerback...Credited with three tackles (two solo)...**(9/14) vs. Hou.:** Credited with five tackles (four) and one pass defensed...**(9/21) at NE:** Posted six tackles (three) and matched a team-best two passes defensed...**(9/28) vs. Mia.:** Notched five tackles (three)...**(10/12) vs. SD:** Recorded four solo stops and a season-high three passes defensed...Had a key pass defensed in the end zone on a fourth quarter attempt for TE Antonio Gates, forcing San Diego to settle for a field goal...**(10/19) vs. Ari.:** Posted five solo tackles and one pass defensed...**(10/26) at Cle.:** Excelled in coverage, posting two passes defensed...Also credited with three tackles (two)...**(11/2) at Sea.:** Recorded seven tackles (six)...**(11/9) vs. Den.:** Tied a career high with eight solo tackles...Added a pass defensed...**(11/16) at SD:** Helped limit a dynamic passing game to just 180 yards through the air...Credited with five tackles (three) and two passes defensed...**(11/20) vs. KC:** Recorded three solo tackles.

TARELL BROWN'S CAREER STATISTICS

			TACKLES						INTERCEPTIONS					FUMBLES		
Year	Team	GP	GS	Tot.	Solo	Asst.	Sacks	Yds	No.	Yds	Lg	TD	PD	FF	FR	Yds
2007	San Francisco	9	0	0	0	0	0.0	0.0	0	0	-	0	0	0	0	0
2008	San Francisco	15	1	15	14	1	0.0	0.0	2	1	1	0	3	0	0	0
2009	San Francisco	16	4	37	31	6	0.0	0.0	2	52	51	0	9	0	0	0
2010	San Francisco	15	0	18	18	0	0.0	0.0	1	62	62t	1	4	0	0	0
2011	San Francisco	16	16	46	34	12	0.0	0.0	4	15	11	0	15	0	0	0
2012	San Francisco	16	16	59	49	10	0.0	0.0	2	17	12	0	14	0	0	0
2013	San Francisco	13	10	38	31	7	0.0	0.0	0	0	-	0	11	0	2	16
2014	Oakland	11	11	54	42	12	0.0	0.0	0	0	-	0	12	0	0	0
Totals		**111**	**58**	**267**	**219**	**48**	**0.0**	**0.0**	**11**	**147**	**62t**	**1**	**68**	**0**	**2**	**16**
POSTSEASON			**TACKLES**						**INTERCEPTIONS**					**FUMBLES**		
Year	**Team**	**GP**	**GS**	**Tot.**	**Solo**	**Asst.**	**Sacks**	**Yds**	**No.**	**Yds**	**Lg**	**TD**	**PD**	**FF**	**FR**	**Yds**
2011	San Francisco	2	2	9	8	1	0.0	0.0	1	0	-	0	3	0	0	0
2012	San Francisco	3	3	13	11	2	0.0	0.0	1	39	39	0	3	1	1	0
2013	San Francisco	3	3	10	9	1	0.0	0.0	0	0	-	0	1	0	0	0
Totals		**8**	**8**	**32**	**28**	**4**	**0.0**	**0.0**	**2**	**39**	**39**	**0**	**7**	**1**	**1**	**0**

TARELL BROWN GAME-BY-GAME

2014, OAKLAND

				TACKLES					INTERCEPTIONS					FUMBLES		
Date	Opp.	GP	GS	Tot.	Solo	Asst.	Sacks	Yds	No.	Yds	Lg	TD	PD	FF	FR	Yds
9/7	at NYJ	1	1	3	1	2	0.0	0.0	0	0	-	0	0	0	0	0
9/14	Hou.	1	1	5	4	1	0.0	0.0	0	0	-	0	1	0	0	0
9/21	at NE	1	1	6	3	3	0.0	0.0	0	0	-	0	2	0	0	0
9/28	Mia.	1	1	5	3	2	0.0	0.0	0	0	-	0	0	0	0	0
10/12	SD	1	1	4	4	0	0.0	0.0	0	0	-	0	3	0	0	0
10/19	Ari.	1	1	5	5	0	0.0	0.0	0	0	-	0	1	0	0	0
10/26	at Cle.	1	1	3	2	1	0.0	0.0	0	0	-	0	2	0	0	0
11/2	at Sea.	1	1	7	6	1	0.0	0.0	0	0	-	0	0	0	0	0
11/9	Den.	1	1	8	8	0	0.0	0.0	0	0	-	0	1	0	0	0
11/16	at SD	1	1	5	3	2	0.0	0.0	0	0	-	0	2	0	0	0
11/20	KC	1	1	3	3	0	0.0	0.0	0	0	-	0	0	0	0	0
11/30	at StL.															
12/7	SF															
12/14	at KC															
12/21	Buf.															
12/28	at Den.															
Totals		**11**	**11**	**54**	**42**	**12**	**0.0**	**0.0**	**0**	**0**	**-**	**0**	**12**	**0**	**0**	**0**

UPDATED BIOS - DEFENSE



Miles BURRIS

56

LINEBACKER | 6-2 | 235 | SAN DIEGO STATE
ACQUIRED: D4-'12 | NFL EXP.: 3 | RAIDERS EXP.: 3
HOMETOWN: GRANITE BAY, CALIF.
BORN: 6/27/88

2014: (9/7) at NYJ: Made the start at middle linebacker in place of Nick Roach, who missed the contest due to a concussion…Matched a career high with 14 tackles (nine solo), including one tackle for loss…Brought down RB Chris Ivory for a 2-yard loss on a third-and-1 play late in the fourth quarter, forcing a Jets punt...**(9/14) vs. Hou.:** Made second straight start at middle linebacker...Totaled seven tackles (three)...**(9/21) at NE:** Started at middle linebacker and recorded seven tackles (four)...Added one pass defensed...**(9/29) vs. Mia.:** Posted 12 tackles (eight)...**(10/12) vs. SD:** Tied for the team lead with 11 tackles (six)...**(10/19) vs. Ari.:** Totaled seven tackles (six) and one pass defensed...**(10/26) at Cle.:** Stopped RB Ben Tate for no gain on a third-quarter run...Credited with nine tackles (four)...**(11/2) at Sea.:** Racked up 10 tackles (six)...Posted two tackles for loss on a second-quarter drive, stopping WR Paul Richardson for a 3-yard loss and RB Christine Michael for a 1-yard loss to help force an eventual punt...**(11/9) vs. Den.:** Racked up seven tackles (six)...**(11/16) at SD:** Totaled 12 tackles (two) and was credited with a pass defensed...**(11/20) vs. KC:** Part of a stout defensive effort, totaling 10 tackles (eight)...Tackle total pushed him over the century mark for stops on the season, marking the second time in three seasons that he has posted 100-or-more tackles.

MILES BURRIS' CAREER STATISTICS

				TACKLES					INTERCEPTIONS					FUMBLES		
Year	Team	GP	GS	Tot.	Solo	Asst.	Sacks	Yds	No.	Yds	Lg	TD	PD	FF	FR	Yds
2012	Oakland	16	15	138	84	54	1.5	11.0	1	7	7	0	3	1	0	0
2013	Oakland	6	0	4	2	2	0.0	0.0	0	0	-	0	0	0	1	0
2014	Oakland	11	11	106	62	44	0.0	0.0	0	0	-	0	3	0	0	0
Totals		**33**	**26**	**248**	**148**	**100**	**1.5**	**11.0**	**1**	**7**	**7**	**0**	**6**	**1**	**1**	**0**

MILES BURRIS GAME-BY-GAME

2014, OAKLAND

				TACKLES					INTERCEPTIONS					FUMBLES		
Date	Opp.	GP	GS	Tot.	Solo	Asst.	Sacks	Yds	No.	Yds	Lg	TD	PD	FF	FR	Yds
9/7	at NYJ	1	1	14	9	5	0.0	0.0	0	0	-	0	0	0	0	0
9/14	Hou.	1	1	7	3	4	0.0	0.0	0	0	-	0	0	0	0	0
9/21	at NE	1	1	7	4	3	0.0	0.0	0	0	-	0	1	0	0	0
9/28	Mia.	1	1	12	8	4	0.0	0.0	0	0	-	0	0	0	0	0
10/12	SD	1	1	11	6	5	0.0	0.0	0	0	-	0	0	0	0	0
10/19	Ari.	1	1	7	6	1	0.0	0.0	0	0	-	0	1	0	0	0
10/26	at Cle.	1	1	9	4	5	0.0	0.0	0	0	-	0	0	0	0	0
11/2	at Sea.	1	1	10	6	4	0.0	0.0	0	0	-	0	0	0	0	0
11/9	Den.	1	1	7	6	1	0.0	0.0	0	0	-	0	0	0	0	0
11/16	at SD	1	1	12	2	10	0.0	0.0	0	0	-	0	1	0	0	0
11/20	KC	1	1	10	8	2	0.0	0.0	0	0	-	0	0	0	0	0
11/30	at StL.															
12/7	SF															
12/14	at KC															
12/21	Buf.															
12/28	at Den.															
Totals		**11**	**11**	**106**	**62**	**44**	**0.0**	**0.0**	**0**	**0**	**-**	**0**	**3**	**0**	**0**	**0**

UPDATED BIOS - DEFENSE



TJ CARRIE

38

CORNERBACK| 6-0 | 204 | OHIO
ACQUIRED: D7a-'14 | NFL EXP.: R
HOMETOWN: ANTIOCH, CALIF.
BORN: 7/28/90

2014: (9/7) at NYJ: Saw significant action at cornerback in nickel situations…Forced and recovered a fumble by QB Geno Smith deep in Raiders territory, turning the ball over at the 4-yard line…Credited with four tackles (three solo)…Stopped RB Chris Ivory for a 3-yard loss in the third quarter…Also served as the punt returner, returning one punt for seven yards...**(9/14) vs. Hou.:** Saw action at cornerback and on special teams...Returned one punt for three yards...**(9/21) at NE:** Saw action at cornerback, notching four solo tackles and one pass defensed...Returned four punts for 36 yards (9.0 avg.)...**(9/28) vs. Mia.:** Recorded first career interception, picking off a Ryan Tannehill pass and returning it 28 yards in the third quarter...Credited with four solo tackles...**(10/12) vs. SD:** Made first-career start and produced his best game to date on defense and special teams...Posted four tackles (three) and helped limit explosive WR Keenan Allen to just three receptions for 27 yards on six targets...Notched four passes defensed...Returned kickoffs for the first time, returning three kicks for 85 yards with a long return of 38 yards...Also returned three punts for 30 yards...**(10/19) vs. Ari.:** Totaled eight tackles (seven) and one pass defensed...Broke up a fourth-down pass intended for TE John Carlson to force a turnover on downs...**(10/26) at Cle.:** Saw action on defense before suffering a back injury late in the contest...Returned three punts for 23 yards...**(11/2) vs. Sea.:** Knocked away a first-quarter pass from QB Russell Wilson, giving him seven passes defensed on the season to set a Raiders rookie mark...Added another pass defensed...Returned a third-quarter punt 27 yards to the Seahawks' 30-yard line, setting up Oakland's first touchdown drive...Also registered a season-long 42-yard kickoff return at the end of the second quarter...**(11/9) vs. Den.:** Inactive due to an ankle injury...**(11/16) at SD:** Made third start of the season, opening the game as part of a nickel package...Posted five tackles (three) and one pass defensed...**(11/20) vs. KC:** Inactive with an ankle injury.

TJ CARRIE'S CAREER STATISTICS

				TACKLES					INTERCEPTIONS					FUMBLES		
Year	Team	GP	GS	Tot.	Solo	Asst.	Sacks	Yds	No.	Yds	Lg	TD	PD	FF	FR	Yds
2014	Oakland	9	3	32	26	6	0.0	0.0	1	28	-	0	9	1	1	0
Totals		**9**	**3**	**32**	**26**	**6**	**0.0**	**0.0**	**1**	**28**	**-**	**0**	**9**	**1**	**1**	**0**

TJ CARRIE GAME-BY-GAME

2014, OAKLAND

				TACKLES					INTERCEPTIONS					FUMBLES		
Date	Opp.	GP	GS	Tot.	Solo	Asst.	Sacks	Yds	No.	Yds	Lg	TD	PD	FF	FR	Yds
9/7	at NYJ	1	0	4	3	1	0.0	0.0	0	0	-	0	0	1	1	0
9/14	Hou.	1	0	0	0	0	0.0	0.0	0	0	-	0	0	0	0	0
9/21	at NE	1	0	4	4	0	0.0	0.0	0	0	-	0	1	0	0	0
9/28	Mia.	1	0	4	4	0	0.0	0.0	1	28	28	0	0	0	0	0
10/12	SD	1	1	4	3	1	0.0	0.0	0	0	-	0	4	0	0	0
10/19	Ari.	1	0	8	7	1	0.0	0.0	0	0	-	0	1	0	0	0
10/26	at Cle.	1	0	0	0	0	0.0	0.0	0	0	-	0	0	0	0	0
11/2	at Sea.	1	1	3	1	2	0.0	0.0	0	0	-	0	2	0	0	0
11/9	Den.	(INACTIVE - ANKLE)														
11/16	at SD	1	1	5	4	1	0.0	0.0	0	0	-	0	1	0	0	0
11/20	KC	(INACTIVE - ANKLE)														
11/30	at StL.															
12/7	SF															
12/14	at KC															
12/21	Buf.															
12/28	at Den.															
Totals		**9**	**3**	**32**	**26**	**6**	**0.0**	**0.0**	**1**	**28**	**-**	**0**	**9**	**1**	**1**	**0**

UPDATED BIOS - DEFENSE

Jamar CHANEY

51

LINEBACKER | 6- 0 | 242 | MISSISSIPPI STATE
ACQUIRED: FA-'14 | NFL EXP.: 4 | RAIDERS EXP.: 1
HOMETOWN: ST. LUCIE, FLA.
BORN: 10/11/86

2014: Veteran linebacker signed by Raiders as a free agent on Oct. 8, 2014...**(10/12) vs. S.D.:** Saw action on special teams in Raiders debut...**(10/19) vs. Ari.**: Saw limited action on defense, notching one solo tackle...**(10/26) at Cle.:** Saw action on special teams and limited time on defense...**(11/2) at Sea.:** Credited with one special teams tackle...**(11/9) vs. Den.:** Played in 50th career game...Assisted on a stop on defense...Recorded a special teams tackle on a second-quarter punt...**(11/16) at SD:** Played primarily on special teams...**(11/20) vs. KC:** Saw action on special teams.

JAMAR CHANEY'S CAREER STATISTICS

		TACKLES							INTERCEPTIONS					FUMBLES		
Year	Team	GP	GS	Tot.	Solo	Asst.	Sacks	Yds	No.	Yds	Lg	TD	PD	FF	FR	Yds
2010	Phil.	14	2	42	33	9	0	0.0	0	0	-	0	1	1	0	0
2011	Phil.	16	16	92	67	25	1.0	9.0	3	25	14	0	8	0	0	0
2012	Phil.	14	5	24	17	7	0.0	0.0	0	0	-	0	1	0	0	0
2013	Atlanta	1	0	0	0	0	0.0	0.0	0	0	-	0	0	0	0	0
2014	Oakland	7	0	2	1	1	0.0	0.0	0	0	-	0	0	0	0	0
Totals		**52**	**23**	**160**	**118**	**42**	**1.0**	**9.0**	**3**	**25**	**14**	**0**	**10**	**1**	**0**	**0**

JAMAR CHANEY GAME-BY-GAME

2014, OAKLAND

				TACKLES					INTERCEPTIONS					FUMBLES		
Date	Opp.	GP	GS	Tot.	Solo	Asst.	Sacks	Yds	No.	Yds	Lg	TD	PD	FF	FR	Yds
9/7	at NYJ	(NOT ON ROSTER)														
9/14	Hou.	(NOT ON ROSTER)														
9/21	at NE	(NOT ON ROSTER)														
9/28	Mia.	(NOT ON ROSTER)														
10/12	SD	1	0	0	0	0	0.0	0.0	0	0	-	0	0	0	0	0
10/19	Ari.	1	0	1	1	0	0.0	0.0	0	0	-	0	0	0	0	0
10/26	at Cle.	1	0	0	0	0	0.0	0.0	0	0	-	0	0	0	0	0
11/2	at Sea.	1	0	0	0	0	0.0	0.0	0	0	-	0	0	0	0	0
11/9	Den.	1	0	1	0	1	0.0	0.0	0	0	-	0	0	0	0	0
11/16	at SD	1	0	0	0	0	0.0	0.0	0	0	-	0	0	0	0	0
11/20	KC	1	0	0	0	0	0.0	0.0	0	0	-	0	0	0	0	0
11/30	at StL.															
12/7	SF															
12/14	at KC															
12/21	Buf.															
12/28	at Den.															
Totals		**7**	**0**	**2**	**1**	**1**	**0.0**	**0.0**	**0**	**0**	**-**	**0**	**0**	**0**	**0**	**0**

UPDATED BIOS - DEFENSE



Chimdi CHEKWA

35

CORNERBACK | 6-0 | 190 | OHIO STATE
ACQUIRED: D4a-'11 | NFL EXP.: 3 | RAIDERS EXP.: 3
HOMETOWN: CLERMONT, FLA.
BORN: 1/7/88

2014: (9/7) at NYJ: Inactive due to a knee injury for the season opener...**(9/14) vs. Hou.:** Made season debut, starting at left cornerback in a nickel package...Posted three tackles (two) and was credited with a pass defensed...**(9/21) at NE:** Inactive with a knee injury...**(9/28) vs. Mia.:** Started at cornerback and recorded two solo tackles...**(10/12) vs. SD:** Played exclusively on special teams...**(10/19) vs. Ari.:** Saw action on special teams...**(10/26) at Cle.:** Saw brief action on special teams before leaving the game due to a hamstring injury...**(11/2) at Sea.:** Inactive due to injury...**(11/9) vs. Den.:** Inactive for second straight game...**(11/16) at SD:** Returned from a hamstring injury to notch two special teams tackles in punt coverage...Downed a fourth-quarter punt at the Chargers' 1-yard line...**(11/20) vs. KC:** Posted one special teams tackle in punt coverage...Also downed a third-quarter punt on the Kansas City 10-yard line.

CHIMDI CHEKWA'S CAREER STATISTICS

				TACKLES					INTERCEPTIONS					FUMBLES		
Year	Team	GP	GS	Tot.	Solo	Asst.	Sacks	Yds	No.	Yds	Lg	TD	PD	FF	FR	Yds
2011	Oakland	4	1	8	6	2	0.0	0.0	0	0	-	0	2	0	0	0
2012	Oakland	3	0	1	1	0	0.0	0.0	0	0	-	0	1	0	0	0
2013	Oakland	15	1	21	15	6	0.0	0.0	0	0	-	0	1	0	0	0
2014	Oakland	7	2	5	4	1	0.0	0.0	0	0	-	0	1	0	0	0
Totals		**29**	**4**	**35**	**26**	**9**	**0.0**	**0.0**	**0**	**0**	**-**	**0**	**5**	**0**	**0**	**0**

CHIMDI CHEKWA GAME-BY-GAME

2014, OAKLAND

				TACKLES					INTERCEPTIONS					FUMBLES		
Date	Opp.	GP	GS	Tot.	Solo	Asst.	Sacks	Yds	No.	Yds	Lg	TD	PD	FF	FR	Yds
9/7	at NYJ				(INACTIVE - KNEE)											
9/14	Hou.	1	1	3	2	1	0.0	0.0	0	0	-	0	1	0	0	0
9/21	at NE				(INACTIVE - KNEE)											
9/28	Mia.	1	1	2	2	0	0.0	0.0	0	0	-	0	0	0	0	0
10/12	SD	1	0	0	0	0	0.0	0.0	0	0	-	0	0	0	0	0
10/19	Ari.	1	0	0	0	0	0.0	0.0	0	0	-	0	0	0	0	0
10/26	at Cle.	1	0	0	0	0	0.0	0.0	0	0	-	0	0	0	0	0
11/2	at Sea.				(INACTIVE - HAMSTRING)											
11/9	Den.				(INACTIVE - HAMSTRING)											
11/16	at SD	1	0	0	0	0	0.0	0.0	0	0	-	0	0	0	0	0
11/20	KC	1	0	0	0	0	0.0	0.0	0	0	-	0	0	0	0	0
11/30	at StL.															
12/7	SF															
12/14	at KC															
12/21	Buf.															
12/28	at Den.															
Totals		**7**	**2**	**5**	**4**	**1**	**0.0**	**0.0**	**0**	**0**	**-**	**0**	**1**	**0**	**0**	**0**

UPDATED BIOS - DEFENSE



Jonathan DOWLING

41

SAFETY | 6-3 | 190 | WESTERN KENTUCKY
ACQUIRED: D7c-'14 | NFL EXP.: R
HOMETOWN: BRADENTON, FLA.
BORN: 12/8/91

2014: (9/7) at NYJ: Made NFL debut, seeing action on special teams...**(9/14) vs. Hou.:** Inactive...**(9/21) at NE:** Saw time at safety and on special teams...Notched first career tackles, posting two stops (one solo)...Recorded first career special teams tackle on kickoff coverage...**(9/28) vs. Mia.:** Recorded a special teams stop on kickoff coverage...**(10/12) vs. SD:** Inactive...**(10/19) vs. Ari.:** Played on special teams and saw action on defense for one snap when Charles Woodson left the game briefly...**(10/26) at Cle.:** Saw action on special teams...**(11/2) at Sea.:** Notched a special teams tackle in punt coverage...**(11/9) vs. Den.:** Notched one solo tackle on defense...**(11/16) at SD:** Inactive due to a back injury...**(11/20) vs. KC:** Inactive.

JONATHAN DOWLING'S CAREER STATISTICS

		TACKLES							INTERCEPTIONS					FUMBLES		
Year	Team	GP	GS	Tot.	Solo	Asst.	Sacks	Yds	No.	Yds	Lg	TD	PD	FF	FR	Yds
2014	Oakland	7	0	3	2	1	0.0	0.0	0	0	-	0	0	0	0	0
Totals		**7**	**0**	**3**	**2**	**1**	**0.0**	**0.0**	**0**	**0**	**-**	**0**	**0**	**0**	**0**	**0**

JONATHAN DOWLING GAME-BY-GAME

2014, OAKLAND

		TACKLES							INTERCEPTIONS					FUMBLES		
Date	Opp.	GP	GS	Tot.	Solo	Asst.	Sacks	Yds	No.	Yds	Lg	TD	PD	FF	FR	Yds
9/7	at NYJ	1	0	0	0	0	0.0	0.0	0	0	-	0	0	0	0	0
9/14	Hou.	(INACTIVE)														
9/21	at NE	1	0	2	1	1	0.0	0.0	0	0	-	0	0	0	0	0
9/28	Mia.	1	0	0	0	0	0.0	0.0	0	0	-	0	0	0	0	0
10/12	SD	(INACTIVE)														
10/19	Ari.	1	0	0	0	0	0.0	0.0	0	0	-	0	0	0	0	0
10/26	at Cle.	1	0	0	0	0	0.0	0.0	0	0	-	0	0	0	0	0
11/2	at Sea.	1	0	0	0	0	0.0	0.0	0	0	-	0	0	0	0	0
11/9	Den.	1	0	1	1	0	0.0	0.0	0	0	-	0	0	0	0	0
11/16	at SD	(INACTIVE - BACK)														
11/20	KC	(INACTIVE - BACK)														
11/30	at StL.															
12/7	SF															
12/14	at KC															
12/21	Buf.															
12/28	at Den.															
Totals		**7**	**0**	**3**	**2**	**1**	**0.0**	**0.0**	**0**	**0**	**-**	**0**	**0**	**0**	**0**	**0**

UPDATED BIOS - DEFENSE

Justin ELLIS

78

DEFENSIVE TACKLE | 6-3 | 190 | LOUISIANA TECH
ACQUIRED: D4a-'14 | NFL EXP.: R
HOMETOWN: MONROE, LA.
BORN: 12/27/90

2014: (9/7) at NYJ: Made NFL debut, recording two tackles (one solo)...**(9/14) vs. Hou.:** Posted three solo tackles...Stopped RB Alfred Blue for a 1-yard loss in the first quarter...**(9/21) at NE:** Made first career start at nose tackle...Recorded three tackles (one)...**(9/28) vs. Mia.:** Made second-straight start at nose tackle...Credited with two tackles (one)...**(10/12) vs. SD:** Started at nose tackle and posted four tackles (two)...**(10/19) vs. Ari.:** Totaled two tackles (one)...**(10/26) at Cle.:** Posted two assisted tackles...Credited with one quarterback pressure according to official coach statistics... Helped limit the NFL's sixth-ranked rushing offense to just 1.6 yards per carry...**(11/2) vs. Sea.:** Posted three tackles (two) and one quarterback pressure...**(11/9) vs. Den.:** Recorded first career pass defensed, batting down a QB Peyton Manning pass...**(11/16) at SD:** Recorded three tackles (two)...Wrapped up RB Ryan Mathews for no gain in the first quarter...**(11/20) vs. KC:** Assisted on two tackles.

JUSTIN ELLIS' CAREER STATISTICS

				TACKLES					INTERCEPTIONS					FUMBLES		
Year	Team	GP	GS	Tot.	Solo	Asst.	Sacks	Yds	No.	Yds	Lg	TD	PD	FF	FR	Yds
2014	Oakland	11	9	26	13	13	0.0	0.0	0	0	-	0	1	0	0	0
Totals		**11**	**9**	**26**	**13**	**13**	**0.0**	**0.0**	**0**	**0**	**-**	**0**	**1**	**0**	**0**	**0**

JUSTIN ELLIS GAME-BY-GAME

2014, OAKLAND

				TACKLES					INTERCEPTIONS					FUMBLES		
Date	Opp.	GP	GS	Tot.	Solo	Asst.	Sacks	Yds	No.	Yds	Lg	TD	PD	FF	FR	Yds
9/7	at NYJ	1	0	2	1	1	0.0	0.0	0	0	-	0	0	0	0	0
9/14	Hou.	1	0	3	3	0	0.0	0.0	0	0	-	0	0	0	0	0
9/21	at NE	1	1	3	1	2	0.0	0.0	0	0	-	0	0	0	0	0
9/28	Mia.	1	1	2	1	1	0.0	0.0	0	0	-	0	0	0	0	0
10/12	SD	1	1	4	2	2	0.0	0.0	0	0	-	0	0	0	0	0
10/19	Ari.	1	1	2	1	1	0.0	0.0	0	0	-	0	0	0	0	0
10/26	at Cle.	1	1	2	0	2	0.0	0.0	0	0	-	0	0	0	0	0
11/2	at Sea.	1	1	3	2	1	0.0	0.0	0	0	-	0	0	0	0	0
11/9	Den.	1	1	0	0	0	0.0	0.0	0	0	-	0	1	0	0	0
11/16	at SD	1	1	3	2	1	0.0	0.0	0	0	-	0	0	0	0	0
11/20	KC	1	1	2	0	2	0.0	0.0	0	0	-	0	0	0	0	0
11/30	at StL.															
12/7	SF															
12/14	at KC															
12/21	Buf.															
12/28	at Den.															
Totals		**11**	**9**	**26**	**13**	**13**	**0.0**	**0.0**	**0**	**0**	**-**	**0**	**1**	**0**	**0**	**0**

UPDATED BIOS - DEFENSE



DJ HAYDEN

25

CORNERBACK | 5-11 | 190 | HOUSTON
ACQUIRED: D1-'13 | NFL EXP.: 2 | RAIDERS EXP.: 2
HOMETOWN: HOUSTON, TEXAS
BORN: 6/27/90

2014: Spent first six games of the season on the reserve/physically unable to perform list with a foot injury...Returned to practice on Oct. 15...Added to the active roster on Oct. 25...**(10/26) at Cle.:** Saw first action in nearly a calendar year, playing on special teams and in red-zone defensive packages...Downed a third-quarter punt on special teams...**(11/2) at Sea.:** Played significant snaps on defense due to the absence of CB Carlos Rogers... Tied a career high with six tackles (three) and posted a career-best four passes defensed...**(11/9) vs. Den.:** Started at cornerback and notched his first interception of the season, picking off QB Peyton Manning on the game's second play from scrimmage...Interception set up a Raiders field-goal drive... Credited with two solo tackles and two passes defensed...Left game in the second half due to a groin injury...**(11/16) at SD:** Started at cornerback and registered a season-high seven tackles (six)...Posted one pass defense and helped limit San Diego to just 180 yards through the air...**(11/20) vs. KC:** Notched four tackles (three) and one pass defensed...Stopped FB Anthony Sherman for no gain on a second-quarter pass.

DJ HAYDEN'S CAREER STATISTICS

				TACKLES					INTERCEPTIONS					FUMBLES		
Year	Team	GP	GS	Tot.	Solo	Asst.	Sacks	Yds	No.	Yds	Lg	TD	PD	FF	FR	Yds
2013	Oakland	8	2	29	23	6	0.0	0.0	1	0	0	0	2	1	0	0
2014	Oakland	5	3	19	14	5	0.0	0.0	1	-1	-1	0	8	0	0	0
Totals		**13**	**5**	**48**	**37**	**11**	**0.0**	**0.0**	**2**	**-1**	**-1**	**0**	**10**	**1**	**0**	**0**

DJ HAYDEN GAME-BY-GAME

2014, OAKLAND

				TACKLES					INTERCEPTIONS					FUMBLES		
Date	Opp.	GP	GS	Tot.	Solo	Asst.	Sacks	Yds	No.	Yds	Lg	TD	PD	FF	FR	Yds
9/7	at NYJ	(RESERVE/PHYSICALLY UNABLE TO PERFORM)														
9/14	Hou.	(RESERVE/PHYSICALLY UNABLE TO PERFORM)														
9/21	at NE	(RESERVE/PHYSICALLY UNABLE TO PERFORM)														
9/28	Mia.	(RESERVE/PHYSICALLY UNABLE TO PERFORM)														
10/12	SD	(RESERVE/PHYSICALLY UNABLE TO PERFORM)														
10/19	Ari.	(RESERVE/PHYSICALLY UNABLE TO PERFORM)														
10/26	at Cle.	1	0	0	0	0	0.0	0.0	0	0	-	0	0	0	0	0
11/2	at Sea.	1	0	6	3	3	0.0	0.0	0	0	-	0	4	0	0	0
11/9	Den.	1	1	2	2	0	0.0	0.0	1	-1	-1	0	2	0	0	0
11/16	at SD	1	1	7	6	1	0.0	0.0	0	0	-	0	1	0	0	0
11/20	KC	1	1	4	3	1	0.0	0.0	0	0	-	0	1	0	0	0
11/30	at StL.															
12/7	SF															
12/14	at KC															
12/21	Buf.															
12/28	at Den.															
Totals		**5**	**3**	**19**	**14**	**5**	**0.0**	**0.0**	**1**	**-1**	**-1**	**0**	**8**	**0**	**0**	**0**

UPDATED BIOS - DEFENSE

Khalil MACK

52

LINEBACKER | 6-3 | 252 | BUFFALO
ACQUIRED: D1-'14 | NFL EXP.: R
HOMETOWN: FORT PIERCE, FLA.
BORN: 2/22/91

2014: (9/7) at NYJ: Started at strong-side linebacker in NFL debut…Posted six tackles (five solo), including two tackles for loss…Combined with DE Justin Tuck to stop RB Chris Ivory for a 1-yard loss in the third quarter...**(9/14) vs. Hou.:** Credited with six tackles (four), two tackles for loss, one quarterback hit and one pass defensed...Stopped RB Arian Foster for no gain in the first quarter...Knocked down a third-down pass from QB Ryan Fitzpatrick in the second quarter to force a field-goal attempt...Dropped RB Ronnie Brown for a 1-yard loss on a third-down play in the fourth quarter...**(9/21) at NE:** Made an impact on defense, recording six tackles (three), one tackle for loss and one quarterback hit...Wrapped up RB Stevan Ridley for a 3-yard loss in the third quarter, setting up an eventual punt...Also hit QB Tom Brady on a pass attempt, forcing an incompletion...**(9/28) vs. Mia.:** Racked up five solo tackles...**(10/12) vs. SD:** Totaled three solo tackles...Also credited with four quarterback hurries according to official coach statistics...**(10/19) vs. Ari.:** Led team with a season-high 11 tackles (10)...Stopped WR John Brown for a 5-yard loss on a reverse on the Raiders' first defensive series of the game...Added two additional stops for a loss...**(10/26) at Cle.:** Enjoyed a standout performance, registering two quarterback hits and five quarterback pressures according to official coach statistics...Posted eight solo tackles and one pass defensed...Helped limit the NFL's sixth-ranked rushing offense to just 1.6 yards per carry...Credited with three tackles for loss...Added a tackle of RB Ben Tate for no gain in the first quarter...**(11/2) at Sea.:** Consistently impacted the Seahawks' passing game and was credited with four quarterback pressures according to official coach statistics...Notched six tackles (two), including a stop of RB Christine Michael for a 1-yard loss in the second quarter and a 2-yard loss on a third-quarter tackle of RB Marshawn Lynch...**(11/9) vs. Den.:** Recorded first career forced fumble, stripping RB Juwan Thompson in the fourth quarter...Also posted three tackles (two) and batted one pass from QB Peyton Manning...**(11/16) at SD:** Effective in the pass rush, notching his first career sack in addition to five tackles (four)... Got to QB Philip Rivers for a 5-yard loss on a third-and-6 play, forcing a fourth-quarter punt in a one-score game...Later dropped RB Ryan Mathews for a 1-yard loss...**(11/20) vs. KC:** Harried QB Alex Smith, notching five quarterback pressures and two hits according to official coaches review statistics... Pressured Smith on a late fourth-quarter play, forcing an incompletion and helping to close out the win...Credited with five tackles (three).

KHALIL MACK'S CAREER STATISTICS

				TACKLES					INTERCEPTIONS					FUMBLES		
Year	Team	GP	GS	Tot.	Solo	Asst.	Sacks	Yds	No.	Yds	Lg	TD	PD	FF	FR	Yds
2014	Oakland	11	11	64	49	15	1.0	5.0	0	0	-	0	3	1	0	0
Totals		**11**	**11**	**64**	**49**	**15**	**1.0**	**5.0**	**0**	**0**	**-**	**0**	**3**	**1**	**0**	**0**

KHALIL MACK GAME-BY-GAME

2014, OAKLAND

				TACKLES					INTERCEPTIONS					FUMBLES		
Date	Opp.	GP	GS	Tot.	Solo	Asst.	Sacks	Yds	No.	Yds	Lg	TD	PD	FF	FR	Yds
9/7	at NYJ	1	1	6	5	1	0.0	0.0	0	0	-	0	0	0	0	0
9/14	Hou.	1	1	6	4	2	0.0	0.0	0	0	-	0	1	0	0	0
9/21	at NE	1	1	6	3	3	0.0	0.0	0	0	-	0	0	0	0	0
9/28	Mia.	1	1	5	5	0	0.0	0.0	0	0	-	0	0	0	0	0
10/12	SD	1	1	3	3	0	0.0	0.0	0	0	-	0	0	0	0	0
10/19	Ari.	1	1	11	10	1	0.0	0.0	0	0	-	0	0	0	0	0
10/26	at Cle.	1	1	8	8	0	0.0	0.0	0	0	-	0	1	0	0	0
11/2	at Sea.	1	1	6	2	4	0.0	0.0	0	0	-	0	0	0	0	0
11/9	Den.	1	1	3	2	1	0.0	0.0	0	0	-	0	1	1	0	0
11/16	at SD	1	1	5	4	1	1.0	5.0	0	0	-	0	0	0	0	0
11/20	KC	1	1	5	3	2	0.0	0.0	0	0	-	0	0	0	0	0
11/30	at StL.															
12/7	SF															
12/14	at KC															
12/21	Buf.															
12/28	at Den.															
Totals		**11**	**11**	**64**	**49**	**15**	**1.0**	**5.0**	**0**	**0**	**-**	**0**	**3**	**1**	**0**	**0**

UPDATED BIOS - DEFENSE



Benson MAYOWA

95

DEFENSIVE END | 6-3 | 252 | IDAHO
ACQUIRED: W-'14 (SEA.) | NFL EXP.: 2 | RAIDERS EXP.: 1
HOMETOWN: INGLEWOOD, CALIF.
BORN: 8/3/91

2014: (9/7) at NYJ: Made Raiders debut and posted a special teams tackle on a fourth-quarter onside kick...**(9/14) vs. Hou.:** Saw action on special teams...**(9/21) at NE:** Played on special teams...**(9/28) vs. Mia.:** Saw time on special teams...**(10/12) vs. SD:** Saw brief action on special teams and defense...**(10/19) vs. Ari.:** Saw first significant action on defense, recording one solo tackle...Batted a QB Carson Palmer attempt on a second-quarter screen pass, notching his first career pass defensed...**(10/26) at Cle.:** Made first career start at defensive end...Posted four tackles (two)...Dropped RB Ben Tate for a 1-yard loss in first quarter...Tracked down WR Taylor Gabriel on a 48-yard reception, saving a touchdown in the first quarter...Helped set the edge for a defense that limited the NFL's sixth-ranked rushing attack to just 1.6 yards per carry...**(11/2) at Sea.:** Continued to see time on the defensive line, posting three tackles (two)...**(11/9) vs. Den.:** Played more than half of the team's defensive snaps...Credited with two tackles (one)...**(11/16) at SD:** Credited with one solo tackle...**(11/20) vs. KC:** Saw action on defense and special teams.

BENSON MAYOWA'S CAREER STATISTICS

				TACKLES					INTERCEPTIONS					FUMBLES		
Year	Team	GP	GS	Tot.	Solo	Asst.	Sacks	Yds	No.	Yds	Lg	TD	PD	FF	FR	Yds
2013	Seattle	2	0	2	1	1	0.0	0.0	0	0	-	0	0	0	0	0
2014	Oakland	11	1	12	8	4	0.0	0.0	0	0	-	0	1	0	0	0
Totals		**13**	**1**	**14**	**9**	**1**	**0.0**	**0.0**	**0**	**0**	**-**	**0**	**1**	**0**	**0**	**0**

BENSON MAYOWA GAME-BY-GAME

2014, OAKLAND

				TACKLES					INTERCEPTIONS					FUMBLES		
Date	Opp.	GP	GS	Tot.	Solo	Asst.	Sacks	Yds	No.	Yds	Lg	TD	PD	FF	FR	Yds
9/7	at NYJ	1	0	0	0	0	0.0	0.0	0	0	-	0	0	0	0	0
9/14	Hou.	1	0	0	0	0	0.0	0.0	0	0	-	0	0	0	0	0
9/21	at NE	1	0	0	0	0	0.0	0.0	0	0	-	0	0	0	0	0
9/28	Mia.	1	0	0	0	0	0.0	0.0	0	0	-	0	0	0	0	0
10/12	SD	1	0	0	0	0	0.0	0.0	0	0	-	0	0	0	0	0
10/19	Ari.	1	0	1	1	0	0.0	0.0	0	0	-	0	1	0	0	0
10/26	at Cle.	1	1	4	2	2	0.0	0.0	0	0	-	0	0	0	0	0
11/2	at Sea.	1	0	3	2	1	0.0	0.0	0	0	-	0	0	0	0	0
11/9	Den.	1	0	2	2	0	0.0	0.0	0	0	-	0	0	0	0	0
11/16	at SD	1	0	2	1	1	0.0	0.0	0	0	-	0	0	0	0	0
11/20	KC	1	0	0	0	0	0.0	0.0	0	0	-	0	0	0	0	0
11/30	at StL.															
12/7	SF															
12/14	at KC															
12/21	Buf.															
12/28	at Den.															
Totals		**11**	**1**	**12**	**8**	**4**	**0.0**	**0.0**	**0**	**0**	**-**	**0**	**1**	**0**	**0**	**0**

UPDATED BIOS - DEFENSE

Stacy McGEE

92

DEFENSIVE TACKLE | 6-3 | 310 | OKLAHOMA
ACQUIRED: D6d-'13 | NFL EXP.: 2 | RAIDERS EXP.: 2
HOMETOWN: MUSKOGEE, OKLA.
BORN: 1/17/90

2014: (9/7) at NYJ: Credited with one solo tackle...**(9/14) vs. Hou.:** Played in a reserve role on the defensive line...**(9/21) at NE:** Saw action on the defensive line...**(9/28) vs. Mia.:** Played in the defensive line rotation...**(10/12) vs. SD:** Rotated in on defense...**(10/19) vs. Ari.:** Saw limited snaps on defense...**(10/26) at Cle.:** Played primarily on special teams...**(11/2) at Sea.:** Saw increased snaps on defense, assisting on one tackle...**(11/9) vs. Den.:** Notched one solo stop...**(11/16) at SD:** Posted one solo tackle...**(11/20) vs. KC**: Assisted on one stop.

STACY McGEE'S CAREER STATISTICS

				TACKLES					INTERCEPTIONS					FUMBLES		
Year	Team	GP	GS	Tot.	Solo	Asst.	Sacks	Yds	No.	Yds	Lg	TD	PD	FF	FR	Yds
2013	Oakland	15	5	26	15	11	0.5	4.5	0	0	-	0	0	0	1	3
2014	Oakland	11	0	5	3	2	0.0	0.0	0	0	-	0	0	0	0	0
Totals		**26**	**5**	**31**	**18**	**13**	**0.5**	**4.5**	**0**	**0**	**-**	**0**	**0**	**0**	**1**	**3**

STACY McGEE GAME-BY-GAME

2014, OAKLAND

				TACKLES					INTERCEPTIONS					FUMBLES		
Date	Opp.	GP	GS	Tot.	Solo	Asst.	Sacks	Yds	No.	Yds	Lg	TD	PD	FF	FR	Yds
9/7	at NYJ	1	0	1	1	0	0.0	0.0	0	0	-	0	0	0	0	0
9/14	Hou.	1	0	0	0	0	0.0	0.0	0	0	-	0	0	0	0	0
9/21	at NE	1	0	0	0	0	0.0	0.0	0	0	-	0	0	0	0	0
9/28	Mia.	1	0	0	0	0	0.0	0.0	0	0	-	0	0	0	0	0
10/12	SD	1	0	0	0	0	0.0	0.0	0	0	-	0	0	0	0	0
10/19	Ari.	1	0	0	0	0	0.0	0.0	0	0	-	0	0	0	0	0
10/26	at Cle.	1	0	0	0	0	0.0	0.0	0	0	-	0	0	0	0	0
11/2	at Sea.	1	0	1	0	1	0.0	0.0	0	0	-	0	0	0	0	0
11/9	Den.	1	0	1	1	0	0.0	0.0	0	0	-	0	0	0	0	0
11/16	at SD	1	0	1	1	0	0.0	0.0	0	0	-	0	0	0	0	0
11/20	KC	1	0	1	0	1	0.0	0.0	0	0	-	0	0	0	0	0
11/30	at StL.															
12/7	SF															
12/14	at KC															
12/21	Buf.															
12/28	at Den.															
Totals		**11**	**0**	**5**	**3**	**2**	**0.0**	**0.0**	**0**	**0**	**-**	**0**	**0**	**0**	**0**	**0**

UPDATED BIOS - DEFENSE

Keith McGILL

39

CORNERBACK | 6-3 | 211 | UTAH
ACQUIRED: D4b-'14 | NFL EXP.: R
HOMETOWN: LA MIRADA, CALIF.
BORN: 3/9/89

2014: (9/7) at NYJ: Made NFL debut, seeing action on special teams…Assisted on a special teams tackle on the game's opening kickoff...**(9/14) vs. Hou.:** Played on special teams...**(9/21) at NE:** Saw action on special teams...**(9/28) vs. Mia.:** Saw limited action on defense, assisting on two tackles... **(10/12) vs. SD:** Inactive with a groin injury...**(10/19) vs. Ari.:** Inactive due to injury...**(10/26) at Cle.:** Inactive...**(11/2) at Sea.:** Inactive for fourth straight game...**(11/9) vs. Den.:** Saw increased action on defense when CB DJ Hayden left the game with a groin injury...Posted two tackles (one) and registered first career pass defensed on a QB Peyton Manning pass...**(11/16) at SD:** Saw action exclusively on special teams...**(11/20) vs. KC:** Notched a special teams tackle on a first-quarter kickoff.

KEITH McGILL'S CAREER STATISTICS

				TACKLES					INTERCEPTIONS					FUMBLES		
Year	Team	GP	GS	Tot.	Solo	Asst.	Sacks	Yds	No.	Yds	Lg	TD	PD	FF	FR	Yds
2014	Oakland	7	0	4	1	3	0.0	0.0	0	0	-	0	1	0	0	0
Totals		**7**	**0**	**4**	**1**	**3**	**0.0**	**0.0**	**0**	**0**	**-**	**0**	**1**	**0**	**0**	**0**

KEITH McGILL GAME-BY-GAME

2014, OAKLAND

				TACKLES					INTERCEPTIONS					FUMBLES		
Date	Opp.	GP	GS	Tot.	Solo	Asst.	Sacks	Yds	No.	Yds	Lg	TD	PD	FF	FR	Yds
9/7	at NYJ	1	0	0	0	0	0.0	0.0	0	0	-	0	0	0	0	0
9/14	Hou.	1	0	0	0	0	0.0	0.0	0	0	-	0	0	0	0	0
9/21	at NE	1	0	0	0	0	0.0	0.0	0	0	-	0	0	0	0	0
9/28	Mia.	1	0	2	0	2	0.0	0.0	0	0	-	0	0	0	0	0
10/12	SD					(INACTIVE - GROIN)										
10/19	Ari.					(INACTIVE - GROIN)										
10/26	at Cle.					(INACTIVE - GROIN)										
11/2	at Sea.					(INACTIVE - GROIN)										
11/9	Den.	1	0	2	1	1	0.0	0.0	0	0	-	0	1	0	0	0
11/16	at SD	1	0	0	0	0	0.0	0.0	0	0	-	0	0	0	0	0
11/20	KC	1	0	0	0	0	0.0	0.0	0	0	-	0	0	0	0	0
11/30	at StL.															
12/7	SF															
12/14	at KC															
12/21	Buf.															
12/28	at Den.															
Totals		**7**	**0**	**4**	**1**	**3**	**0.0**	**0.0**	**0**	**0**	**-**	**0**	**1**	**0**	**0**	**0**

UPDATED BIOS - DEFENSE

Sio MOORE

55

LINEBACKER | 6-1 | 240 | CONNECTICUT
ACQUIRED: D3-'13 | NFL EXP.: 2 | RAIDERS EXP.: 2
HOMETOWN: CARY, N.C.
BORN: 5/2/90

2014: (9/7) at NYJ: Enjoyed an outstanding season debut, totaling a career-high 15 tackles (11 solo), one sack and one forced fumble...Stopped QB Geno Smith at the Raiders' 3-yard line in the second quarter, making the initial hit that resulted in a fumble forced and recovered by CB TJ Carrie...Got to Smith for a 12-yard sack on a third-and-4 play in the third quarter, jarring the ball loose and forcing the Jets to settle for a 42-yard field goal...**(9/14) vs. Hou.:** Posted nine tackles (six) before leaving the game with an ankle injury...Stopped RB Arian Foster for a 2-yard loss on the game's opening drive...**(9/21) at NE:** Inactive due to an ankle injury...**(9/28) vs. Mia.:** Inactive for second straight game...**(10/12) vs. SD:** Returned to action in a big way, leading the team with 11 tackles (nine)...**(10/19) vs. Ari.:** Stopped RB Andre Ellington for a 3-yard loss in the second quarter...Notched nine tackles (four)...**(10/26) at Cle.:** Tied for the team lead with nine tackles (seven)...Notched a pair of tackles for loss, stopping RB Ben Tate for a 3-yard loss in the first quarter and getting to RB Terrance West for a 1-yard loss in second period...**(11/2) at Sea.:** Active in every phase of the defense...Recorded a team-high 13 tackles (10)...Notched second sack of the season, getting to QB Russell Wilson for a 2-yard loss in the second quarter to help force an eventual punt...**(11/9) vs. Den.:** Recorded eight tackles (seven)...Dropped RB Ronnie Hillman for a 3-yard loss on a first-down running play in the third quarter...**(11/16) at SD:** Notched 10 tackles (seven) to rank third on the team...**(11/20) vs. KC:** One of the defense's most active players...Racked up a team-high 13 tackles (10)...Combined with LB Miles Burris to stop RB Jamaal Charles for a 12-yard loss on a second-quarter pass...Dropped RB Knile Davis for a 1-yard loss on a third-and-1 play in the second quarter to force a punt...Helped seal the team's victory with a sack of QB Alex Smith on a third-and-6 play with :49 left in the game.

SIO MOORE'S CAREER STATISTICS

				TACKLES					INTERCEPTIONS					FUMBLES		
Year	Team	GP	GS	Tot.	Solo	Asst.	Sacks	Yds	No.	Yds	Lg	TD	PD	FF	FR	Yds
2013	Oakland	15	11	55	33	22	4.5	29.5	0	0	-	0	0	1	0	0
2014	Oakland	9	9	97	71	26	3.0	21.0	0	0	-	0	1	1	0	0
Totals		**24**	**20**	**152**	**104**	**48**	**7.5**	**50.5**	**0**	**0**	**-**	**0**	**1**	**2**	**0**	**0**

SIO MOORE GAME-BY-GAME

2014, OAKLAND

				TACKLES					INTERCEPTIONS					FUMBLES		
Date	Opp.	GP	GS	Tot.	Solo	Asst.	Sacks	Yds	No.	Yds	Lg	TD	PD	FF	FR	Yds
9/7	at NYJ	1	1	15	11	4	1.0	12.0	0	0	-	0	0	1	0	0
9/14	Hou.	1	1	9	6	3	0.0	0.0	0	0	-	0	0	0	0	0
9/21	at NE	(INACTIVE - ANKLE)														
9/28	Mia.	(INACTIVE - ANKLE)														
10/12	SD	1	1	11	9	2	0.0	0.0	0	0	-	0	0	0	0	0
10/19	Ari.	1	1	9	4	5	0.0	0.0	0	0	-	0	0	0	0	0
10/26	at Cle.	1	1	9	7	2	0.0	0.0	0	0	-	0	1	0	0	0
11/2	at Sea.	1	1	13	10	3	1.0	2.0	0	0	-	0	0	0	0	0
11/9	Den.	1	1	8	7	1	0.0	0.0	0	0	-	0	0	0	0	0
11/16	at SD	1	1	10	7	3	0.0	0.0	0	0	-	0	0	0	0	0
11/20	KC	1	1	13	10	3	1.0	7.0	0	0	-	0	0	0	0	0
11/30	at StL.															
12/7	SF															
12/14	at KC															
12/21	Buf.															
12/28	at Den.															
Totals		**9**	**9**	**97**	**71**	**26**	**3.0**	**21.0**	**0**	**0**	**-**	**0**	**1**	**1**	**0**	**0**

UPDATED BIOS - DEFENSE



Carlos ROGERS

27

CORNERBACK| 6-0 | 195 | AUBURN
ACQUIRED: FA-'14 | NFL EXP.: 10 | RAIDERS EXP.: 1
HOMETOWN: AUGUSTA, GA.
BORN: 7/2/81

2014: (9/7) at NYJ: Started at left cornerback and registered 10 tackles (seven solo)…Tackled QB Geno Smith for a 2-yard loss in the first quarter... **(9/14) vs. Hou.:** Notched four tackles (two)...**(9/21) at NE:** Racked up a team-high 11 tackles (nine), just one short of his career high...Dropped RB Shane Vereen for a 5-yard loss in the first quarter, leading to an eventual punt...**(9/28) vs. Mia.:** Recorded six tackles (four)...Stopped WR Mike Wallace for a 1-yard loss and forced a fumble that was recovered by the Dolphins...**(10/12) vs. SD:** Totaled four tackles (two)...**(10/19) vs. Ariz.:** Recorded six tackles (five)...Dropped RB Michael Floyd for a 1-yard loss in the fourth quarter...**(10/26) at Cle.:** Credited with four tackles (three) and one pass defensed...**(11/2) at Sea.:** Inactive due to a knee injury...**(11/9) vs. Den.:** Inactive for second straight contest...**(11/16) at SD:** Inactive...**(11/20) vs. KC:** Inactive.

CARLOS ROGERS' CAREER STATISTICS

				TACKLES					INTERCEPTIONS					FUMBLES		
Year	Team	GP	GS	Tot.	Solo	Asst.	Sacks	Yds	No.	Yds	Lg	TD	PD	FF	FR	Yds
2005	Washington	12	5	40	34	6	0.0	0.0	2	14	14	0	4	2	0	0
2006	Washington	15	15	88	71	17	0.0	0.0	1	0	0	0	17	1	0	0
2007	Washington	7	7	30	23	7	0.0	0.0	1	61	61t	1	7	0	0	0
2008	Washington	16	14	53	45	8	0.0	0.0	2	73	42	0	24	0	1	0
2009	Washington	16	15	46	34	12	0.0	0.0	0	0	-	0	12	0	2	0
2010	Washington	12	12	61	39	22	0.0	0.0	2	43	38	0	12	1	0	0
2011	San Francisco	16	16	57	50	7	0.0	0.0	6	106	31t	1	18	0	0	0
2012	San Francisco	16	16	69	52	17	1.0	7.0	1	63	63	0	7	0	3	63
2013	San Francisco	16	16	59	44	15	0.0	0.0	2	14	11	0	8	0	0	0
2014	Oakland	7	7	45	32	13	0.0	0.0	0	0	-	0	3	1	0	0
Totals		**133**	**123**	**548**	**424**	**124**	**1.0**	**7.0**	**17**	**374**	**63**	**2**	**112**	**5**	**6**	**63**
POSTSEASON				**TACKLES**					**INTERCEPTIONS**					**FUMBLES**		
Year	**Team**	**GP**	**GS**	**Tot.**	**Solo**	**Asst.**	**Sacks**	**Yds**	**No.**	**Yds**	**Lg**	**TD**	**PD**	**FF**	**FR**	**Yds**
2005	Washington	2	2	13	10	3	0.0	0.0	0	0	-	0	1	0	0	0
2011	San Francisco	2	2	15	13	2	0.0	0.0	0	0	-	0	4	0	0	0
2012	San Francisco	3	3	9	7	2	0.0	0.0	0	0	-	0	1	0	0	0
2013	San Francisco	1	0	2	1	1	0.0	0.0	0	0	-	0	0	0	0	0
Totals		**8**	**7**	**39**	**31**	**8**	**0.0**	**0.0**	**0**	**0**	**-**	**0**	**6**	**0**	**0**	**0**

CARLOS ROGERS GAME-BY-GAME

2014, OAKLAND

				TACKLES					INTERCEPTIONS					FUMBLES		
Date	Opp.	GP	GS	Tot.	Solo	Asst.	Sacks	Yds	No.	Yds	Lg	TD	PD	FF	FR	Yds
9/7	at NYJ	1	1	10	7	3	0.0	0.0	0	0	-	0	0	0	0	0
9/14	Hou.	1	1	4	2	2	0.0	0.0	0	0	-	0	1	0	0	0
9/21	at NE	1	1	11	9	2	0.0	0.0	0	0	-	0	1	0	0	0
9/28	Mia.	1	1	6	4	2	0.0	0.0	0	0	-	0	0	1	0	0
10/12	SD	1	1	4	2	2	0.0	0.0	0	0	-	0	0	0	0	0
10/19	Ari.	1	1	6	5	1	0.0	0.0	0	0	-	0	0	0	0	0
10/26	at Cle.	1	1	4	3	1	0.0	0.0	0	0	-	0	1	0	0	0
11/2	at Sea.	(INACTIVE - KNEE)														
11/9	Den.	(INACTIVE - KNEE)														
11/16	at SD	(INACTIVE - KNEE)														
11/20	KC	(INACTIVE - KNEE)														
11/30	at StL.															
12/7	SF															
12/14	at KC															
12/21	Buf.															
12/28	at Den.															
Totals		**7**	**7**	**45**	**32**	**13**	**0.0**	**0.0**	**0**	**0**	**-**	**0**	**3**	**1**	**0**	**0**

UPDATED BIOS - DEFENSE



Brandian ROSS

29

SAFETY | 6-0 | 190 | YOUNGSTOWN STATE
ACQUIRED: FA-'14 | NFL EXP.: 3 | RAIDERS EXP.: 3
HOMETOWN: Meadowbrook, Va.
BORN: 9/28/89

2014: (9/21) vs. KC: Saw first action of the season with Miami after being added to the active roster from the practice squad...**(9/28) vs. Mia.:** In first game back with Raiders, assisted on a tackle and was credited with a quarterback pressure...**(10/12) vs. SD:** Saw action on special teams and defense, totaling one solo stop...**(10/26) vs. Ari.:** Played on defense in relief of Usama Young, who left the game with a knee injury in the third quarter... Posted four solo tackles...**(10/26) at Cle.:** Made first start of the season and recorded four solo tackles...Also notched a pass defensed...**(11/2) at Sea.:** Notched eight tackles (four)...Also aided in LB Sio Moore's sack of QB Russell Wilson in the second quarter and was credited with a quarterback hit... **(11/9) vs. Den.:** Moved to nickel cornerback, starting the game in an injury-depleted secondary...Matched a season high with eight tackles (five)... Combined with DE Justin Tuck to stop WR Wes Welker for a 2-yard loss in the first quarter...Also dropped RB Juwan Thompson for a 2-yard loss in the fourth period...**(11/16) at SD:** Posted a season-high 10 tackles (five)...**(11/20) VS. KC:** Made second start of the season at nickel cornerback...Posted five tackles (four) and tied a career high with two passes defensed...Knocked away a pass from QB Alex Smith on a third-and-4 play from the Raiders 5-yard line, saving a touchdown and forcing a Kansas City field goal.

BRANDIAN ROSS' CAREER STATISTICS

				TACKLES					INTERCEPTIONS					FUMBLES		
Year	Team	GP	GS	Tot.	Solo	Asst.	Sacks	Yds	No.	Yds	Lg	TD	PD	FF	FR	Yds
2012	Oakland	14	1	14	13	1	0.0	0.0	0	0	-	0	0	0	0	0
2013	Oakland	16	13	101	59	42	2.0	10.0	0	0	-	0	6	1	0	0
2014	Mia./Oak.	9	5	41	27	14	0.0	0.0	0	0	-	0	3	0	0	0
Totals		**39**	**19**	**156**	**99**	**57**	**2.0**	**10.0**	**0**	**0**	**-**	**0**	**9**	**1**	**0**	**0**

BRANDIAN ROSS GAME-BY-GAME

2014, MIAMI/OAKLAND

				TACKLES					INTERCEPTIONS					FUMBLES		
Date	Opp.	GP	GS	Tot.	Solo	Asst.	Sacks	Yds	No.	Yds	Lg	TD	PD	FF	FR	Yds
9/7	NE	(PRACTICE SQUAD - MIA.)														
9/14	at Buf.	(PRACTICE SQUAD - MIA.)														
*9/21	KC	1	0	0	0	0	0.0	0.0	0	0	-	0	0	0	0	0
9/28	Mia.	1	0	1	0	1	0.0	0.0	0	0	-	0	0	0	0	0
10/12	SD	1	0	1	1	0	0.0	0.0	0	0	-	0	0	0	0	0
10/19	Ari.	1	0	4	4	0	0.0	0.0	0	0	-	0	0	0	0	0
10/26	at Cle.	1	1	4	4	0	0.0	0.0	0	0	-	0	1	0	0	0
11/2	at Sea.	1	1	8	4	4	0.0	0.0	0	0	-	0	0	0	0	0
11/9	Den.	1	1	8	5	3	0.0	0.0	0	0	-	0	0	0	0	0
11/16	at SD	1	1	10	5	5	0.0	0.0	0	0	-	0	0	0	0	0
11/20	KC	1	1	5	4	1	0.0	0.0	0	0	-	0	2	0	0	0
11/30	at StL.															
12/7	SF															
12/14	at KC															
12/21	Buf.															
12/28	at Den.															
Totals		**9**	**5**	**41**	**27**	**14**	**0.0**	**0.0**	**0**	**0**	**-**	**0**	**3**	**0**	**0**	**0**

** - denotes with Miami*

UPDATED BIOS - DEFENSE



Pat SIMS

90

DEFENSIVE TACKLE | 6-2 | 310 | AUBURN
ACQUIRED: UFA-'13 (CIN.) | NFL EXP.: 6 | RAIDERS EXP.: 2
HOMETOWN: FT. LAUDERDALE, FLA.
BORN: 11/29/85

2014: (9/7) at NYJ: Started at nose tackle and posted three stops (one solo)...**(9/14) vs. Hou.:** Registered five tackles (four)...**(9/21) at NE:** Saw action in a reserve role and posted two tackles (one)...**(9/28) vs. Mia.:** Notched three tackles (two)...**(10/12) vs. SD:** Featured heavily in the defensive line rotation, assisting on two tackles...**(10/19) vs. Ari.:** Posted two tackles (one)...**(10/26) at Cle.:** Part of a line that helped limit the NFL's sixth-ranked rushing offense to just 1.6 yards per carry...Assisted on two tackles...**(11/2) at Sea.:** Totaled three tackles (one)...**(11/9) vs. Den.:** Batted down a QB Peyton Manning pass at the line of scrimmage for his first pass defensed of the season...**(11/16) at SD:** Active in run defense, recording four tackles (two)...**(11/20) vs. KC:** Posted one solo stop.

PAT SIMS' CAREER STATISTICS

				TACKLES					INTERCEPTIONS					FUMBLES		
Year	Team	GP	GS	Tot.	Solo	Asst.	Sacks	Yds	No.	Yds	Lg	TD	PD	FF	FR	Yds
2008	Cincinnati	11	6	50	31	19	1.0	2.0	0	0	-	0	0	0	0	0
2009	Cincinnati	16	8	36	20	16	0.5	2.5	0	0	-	0	0	0	1	0
2010	Cincinnati	14	8	44	19	25	2.5	20.0	0	0	-	0	1	0	0	0
2011	Cincinnati	11	1	28	13	15	1.0	5.0	0	0	-	0	0	0	0	0
2012	Cincinnati	8	0	21	15	6	0.0	0.0	1	3	3	0	1	1	0	0
2013	Oakland	16	16	49	31	18	2.0	14.0	0	0	-	0	0	0	0	0
2014	Oakland	11	2	27	13	14	0.0	0.0	0	0	-	0	1	0	0	0
Totals		**87**	**41**	**255**	**142**	**113**	**7.0**	**43.5**	**1**	**3**	**3**	**0**	**3**	**1**	**1**	**0**
POSTSEASON				**TACKLES**					**INTERCEPTIONS**					**FUMBLES**		
Year	**Team**	**GP**	**GS**	**Tot.**	**Solo**	**Asst.**	**Sacks**	**Yds**	**No.**	**Yds**	**Lg**	**TD**	**PD**	**FF**	**FR**	**Yds**
2012	Cincinnati	1	0	4	3	1	0.0	0.0	0	0	-	0	0	0	0	0
Totals		**1**	**0**	**4**	**3**	**1**	**0.0**	**0.0**	**0**	**0**	**-**	**0**	**0**	**0**	**0**	**0**

PAT SIMS GAME-BY-GAME

2014, OAKLAND

				TACKLES					INTERCEPTIONS					FUMBLES		
Date	Opp.	GP	GS	Tot.	Solo	Asst.	Sacks	Yds	No.	Yds	Lg	TD	PD	FF	FR	Yds
9/7	at NYJ	1	1	3	1	2	0.0	0.0	0	0	-	0	0	0	0	0
9/14	Hou.	1	1	5	4	1	0.0	0.0	0	0	-	0	0	0	0	0
9/21	at NE	1	0	2	1	1	0.0	0.0	0	0	-	0	0	0	0	0
9/28	Mia.	1	0	3	2	1	0.0	0.0	0	0	-	0	0	0	0	0
10/12	SD	1	0	2	0	2	0.0	0.0	0	0	-	0	0	0	0	0
10/19	Ari.	1	0	2	1	1	0.0	0.0	0	0	-	0	0	0	0	0
10/26	at Cle.	1	0	2	0	2	0.0	0.0	0	0	-	0	0	0	0	0
11/2	at Sea.	1	0	3	1	2	0.0	0.0	0	0	-	0	0	0	0	0
11/9	Den.	1	0	0	0	0	0.0	0.0	0	0	-	0	1	0	0	0
11/16	at SD	1	0	4	2	2	0.0	0.0	0	0	-	0	0	0	0	0
11/20	KC	1	0	1	1	0	0.0	0.0	0	0	-	0	0	0	0	0
11/30	at StL.															
12/7	SF															
12/14	at KC															
12/21	Buf.															
12/28	at Den.															
Totals		**11**	**2**	**27**	**13**	**14**	**0.0**	**0.0**	**0**	**0**	**-**	**0**	**1**	**0**	**0**	**0**

UPDATED BIOS - DEFENSE

Antonio SMITH

94

DEFENSIVE LINE | 6-3 | 290 | OKLAHOMA STATE
ACQUIRED: UFA-'14 (HOU.) | NFL EXP.: 10 | RAIDERS EXP.: 1
HOMETOWN: OKLAHOMA CITY, OKLA.
BORN: 10/21/81

2014: (9/7) at NYJ: Started at defensive tackle and credited with four tackles (two solo)...Dropped RB Chris Johnson for a 1-yard loss on the game's opening drive...**(9/14) vs. Hou.:** Started at defensive tackle against his former team...**(9/21) at NE:** Started at defensive tackle and posted two solo tackles and four quarterback pressures...**(9/28) vs. Mia.:** Posted two tackles (one)...**(10/12) vs. SD:** Notched three tackles (one)...**(10/19) vs. Ari.:** Recorded four tackles (one)...**(10/26) at Cle.:** Helped limit the NFL's sixth-ranked rushing offense in the NFL to just 1.6 yards per attempt...Assisted on two tackles...Credited with three quarterback pressures according to official coach statistics...**(11/2) at Sea.:** Posted three tackles (two)...Wrapped up RB Marshawn Lynch for a 3-yard loss in the fourth quarter...**(11/9) vs. Den.:** Played over half of the team's defensive snaps at defensive tackle...**(11/16) at SD: Played in 150th career game...**Recorded first sack of the season, getting to QB Philip Rivers for an 8-yard loss on a third-down play in the third quarter...Registered three tackles (two)...**(11/20) vs. KC:** Posted two stops (one).

ANTONIO SMITH'S CAREER STATISTICS

				TACKLES					INTERCEPTIONS					FUMBLES		
Year	Team	GP	GS	Tot.	Solo	Asst.	Sacks	Yds	No.	Yds	Lg	TD	PD	FF	FR	Yds
2004	Arizona	2	0	0	0	0	0.0	0.0	0	0	-	0	0	0	0	0
2005	Arizona	11	8	16	16	0	3.0	16.0	0	0	-	0	0	0	0	0
2006	Arizona	16	8	25	15	10	2.5	9.0	0	0	-	0	0	0	2	4
2007	Arizona	16	13	44	37	7	5.5	35.0	0	0	-	0	0	1	3	10
2008	Arizona	16	10	41	31	10	3.5	24.0	0	0	-	0	0	2	3	16
2009	Houston	16	15	34	26	8	4.5	25.5	0	0	-	0	1	2	2	2
2010	Houston	16	16	38	23	15	4.0	28.0	0	0	-	0	2	1	0	0
2011	Houston	16	16	25	19	6	6.5	44.5	0	0	-	0	2	1	0	0
2012	Houston	16	16	30	23	7	7.0	51.0	0	0	-	0	3	2	1	0
2013	Houston	15	15	30	22	8	5.0	29.5	0	0	-	0	0	1	0	0
2014	Oakland	11	11	27	12	15	1.0	8.0	0	0	-	0	0	0	0	0
Totals		**151**	**128**	**310**	**224**	**86**	**42.5**	**270.5**	**0**	**0**	**-**	**0**	**8**	**10**	**11**	**32**
POSTSEASON				**TACKLES**					**INTERCEPTIONS**					**FUMBLES**		
Year	Team	GP	GS	Tot.	Solo	Asst.	Sacks	Yds	No.	Yds	Lg	TD	PD	FF	FR	Yds
2010	Arizona	4	3	8	7	1	2.0	10.0	0	0	-	0	0	1	1	0
2011	Houston	2	2	8	7	1	1.0	8.0	0	0	-	0	0	0	0	0
2012	Houston	2	2	3	3	0	0.0	0.0	0	0	-	0	0	0	0	0
Totals		**8**	**7**	**19**	**17**	**2**	**3.0**	**18.0**	**0**	**0**	**-**	**0**	**0**	**1**	**1**	**0**

ANTONIO SMITH GAME-BY-GAME

2014, OAKLAND

				TACKLES					INTERCEPTIONS					FUMBLES		
Date	Opp.	GP	GS	Tot.	Solo	Asst.	Sacks	Yds	No.	Yds	Lg	TD	PD	FF	FR	Yds
9/7	at NYJ	1	1	4	2	2	0.0	0.0	0	0	-	0	0	0	0	0
9/14	Hou.	1	1	2	0	2	0.0	0.0	0	0	-	0	0	0	0	0
9/21	at NE	1	1	2	2	0	0.0	0.0	0	0	-	0	0	0	0	0
9/28	Mia.	1	1	2	1	1	0.0	0.0	0	0	-	0	0	0	0	0
10/12	SD	1	1	3	1	2	0.0	0.0	0	0	-	0	0	0	0	0
10/19	Ari.	1	1	4	1	3	0.0	0.0	0	0	-	0	0	0	0	0
10/26	at Cle.	1	1	2	0	2	0.0	0.0	0	0	-	0	0	0	0	0
11/2	at Sea.	1	1	3	2	1	0.0	0.0	0	0	-	0	0	0	0	0
11/9	Den.	1	1	0	0	0	0.0	0.0	0	0	-	0	0	0	0	0
11/16	at SD	1	1	3	2	1	1.0	8.0	0	0	-	0	0	0	0	0
11/20	KC	1	1	2	1	1	0.0	0.0	0	0	-	0	0	0	0	0
11/30	at StL.															
12/7	SF															
12/14	at KC															
12/21	Buf.															
12/28	at Den.															
Totals		**11**	**11**	**27**	**12**	**15**	**1.0**	**8.0**	**0**	**0**	**-**	**0**	**0**	**0**	**0**	**0**

UPDATED BIOS - DEFENSE



Neiko THORPE

31

CORNERBACK | 6-1 | 200 | AUBURN
ACQUIRED: FA-'14 | NFL EXP.: 2 | RAIDERS EXP.: 1
HOMETOWN: TUCKER, GA.
BORN: 2/1/90

2014: (9/7) at NYJ: Made Raiders debut, seeing action on special teams...**(9/14) vs. Hou.:** Played on special teams...**(9/21) at NE:** Saw time on special teams, serving as a gunner on punt coverage...**(9/28) vs. Mia.:** Downed two punts on special teams...**(10/12) vs. SD:** Logged significant time on special teams...**(10/19) vs. Ari.:** Recorded first career pass defensed on a second-quarter third-down play, forcing a Cardinals punt...Added a special teams tackle in punt coverage...**(10/26) at Cle.:** Key element of coverage units on special teams...Downed a fourth-quarter punt...**(11/2) at Sea.:** Saw time on special teams and limited action on defense...**(11/9) vs. Den.:** Stopped PR Isaiah Burse for just a 2-yard return on a third-quarter punt...**(11/16) at SD:** Played on special teams...**(11/20) vs. KC:** Saw action on defense, assisting on one tackle...Tracked down PR De'Anthony Thomas on second-quarter punt, dropping him for a 12-yard loss at the Kansas City 5-yard line.

NEIKO THORPE'S CAREER STATISTICS

			TACKLES					INTERCEPTIONS					FUMBLES		
Year	Team	GP	GS	Tot.	Solo	Asst.	Sacks	Yds	No.	Yds	Lg	TD	PD	FF	FR	Yds
2012	Kansas City	9	0	4	4	0	0.0	0.0	0	0	-	0	0	0	0	0
2014	Oakland	11	0	1	0	1	0.0	0.0	0	0	-	0	2	0	0	0
Totals		**20**	**0**	**5**	**4**	**1**	**0.0**	**0.0**	**0**	**0**	**-**	**0**	**2**	**0**	**0**	**0**

NEIKO THORPE GAME-BY-GAME

2014, OAKLAND

				TACKLES					INTERCEPTIONS					FUMBLES		
Date	Opp.	GP	GS	Tot.	Solo	Asst.	Sacks	Yds	No.	Yds	Lg	TD	PD	FF	FR	Yds
9/7	at NYJ	1	0	0	0	0	0.0	0.0	0	0	-	0	0	0	0	0
9/14	Hou.	1	0	0	0	0	0.0	0.0	0	0	-	0	0	0	0	0
9/21	at NE	1	0	0	0	0	0.0	0.0	0	0	-	0	0	0	0	0
9/28	Mia.	1	0	0	0	0	0.0	0.0	0	0	-	0	0	0	0	0
10/12	SD	1	0	0	0	0	0.0	0.0	0	0	-	0	0	0	0	0
10/19	Ari.	1	0	0	0	0	0.0	0.0	0	0	-	0	2	0	0	0
10/26	at Cle.	1	0	0	0	0	0.0	0.0	0	0	-	0	0	0	0	0
11/2	at Sea.	1	0	0	0	0	0.0	0.0	0	0	-	0	0	0	0	0
11/9	Den.	1	0	0	0	0	0.0	0.0	0	0	-	0	0	0	0	0
11/16	at SD	1	0	0	0	0	0.0	0.0	0	0	-	0	0	0	0	0
11/20	KC	1	0	1	0	1	0.0	0.0	0	0	-	0	0	0	0	0
11/30	at StL.															
12/7	SF															
12/14	at KC															
12/21	Buf.															
12/28	at Den.															
Totals		**11**	**0**	**1**	**0**	**1**	**0.0**	**0.0**	**0**	**0**	**-**	**0**	**2**	**0**	**0**	**0**

UPDATED BIOS - DEFENSE



Justin TUCK

91

DEFENSIVE END | 6-5 | 265 | NOTRE DAME
ACQUIRED: FA-'14 | NFL EXP.: 10 | RAIDERS EXP.: 1
HOMETOWN: KELLYTON, ALA.
BORN: 3/29/83

2014: (9/7) at NYJ: Notched five tackles (three solo) in Raiders debut...Combined with LB Khalil Mack to drop RB Chris Johnson for a 1-yard loss in the third quarter...**(9/14) vs. Hou.:** Notched three tackles (two)...Blocked a 27-yard field-goal attempt in the fourth quarter...**(9/21) at NE:** Played inspired defense, totaling four tackles (three), one sack and four quarterback hits...Notched his first sack as a Raider, getting to QB Tom Brady for a 5-yard loss on a third-and-15 play to force a punt...**(9/28) vs. Mia.:** Posted five tackles (three).....Stripped RB Lamar Miller at the goal line, forcing a fumble that was recovered by Charles Woodson in the end zone...Stopped RB Orleans Darkwa for a 1-yard loss in the fourth quarter...**(10/12) vs. SD:** Totaled three tackles (two) despite suffering a knee injury in the first quarter...Stopped RB Branden Oliver for a 3-yard loss in the fourth quarter...**(10/19) vs. Ari.:** Inactive with a knee injury...**(10/26) at Cle.:** Limited due to a knee injury...Registered second sack of the season, getting to QB Brian Hoyer for an 8-yard loss in the fourth quarter and forcing a Cleveland punt...Posted two tackles (one)...**(11/2) at Sea.:** Posted four tackles (two)...**(11/9) vs. Den.:** Tipped and intercepted a QB Peyton Manning pass in the second quarter with a tremendous individual effort...Play set up a Raiders touchdown drive from the Broncos' 12-yard line...Added four tackles (three)...**(11/16) at SD:** Credited with two tackles (one)...Stopped RB Branden Oliver for a 1-yard loss in the fourth quarter...**(11/20) vs. KC:** Notched three tackles (two) and one pass defensed...Batted a pass at the line of scrimmage, marking his 26th career pass defensed.

JUSTIN TUCK'S CAREER STATISTICS

		TACKLES							INTERCEPTIONS					FUMBLES		
Year	Team	GP	GS	Tot.	Solo	Asst.	Sacks	Yds	No.	Yds	Lg	TD	PD	FF	FR	Yds
2005	NY Giants	14	1	19	15	4	1.0	7.0	0	0	-	0	1	1	0	0
2006	NY Giants	6	0	4	2	2	0.0	0.0	0	0	-	0	0	0	0	0
2007	NY Giants	16	2	63	46	17	10.0	60.5	0	0	-	0	1	2	0	0
2008	NY Giants	16	16	65	51	14	12.0	84.5	1	41	41t	1	2	3	0	0
2009	NY Giants	16	15	59	45	14	6.0	28.5	0	0	-	0	8	5	1	0
2010	NY Giants	16	16	76	48	28	11.5	86.5	0	0	-	0	4	6	5	4
2011	NY Giants	12	11	37	27	10	5.0	40.0	0	0	-	0	3	1	0	0
2012	NY Giants	15	14	45	27	18	4.0	25.0	0	0	-	0	1	0	0	0
2013	NY Giants	16	15	63	41	22	11.0	65.5	1	-2	-2	0	3	2	0	0
2014	Oakland	10	7	35	22	13	2.0	13.0	1	7	7	0	3	1	0	0
Totals		**137**	**97**	**466**	**324**	**142**	**62.5**	**410.5**	**3**	**46**	**41t**	**1**	**26**	**21**	**6**	**4**
POSTSEASON		**TACKLES**							**INTERCEPTIONS**					**FUMBLES**		
Year	**Team**	**GP**	**GS**	**Tot.**	**Solo**	**Asst.**	**Sacks**	**Yds**	**No.**	**Yds**	**Lg**	**TD**	**PD**	**FF**	**FR**	**Yds**
2005	NY Giants	1	0	1	1	0	0.0	0.0	0	0	-	0	0	0	0	0
2007	NY Giants	4	0	14	11	3	2.0	14.0	0	0	-	0	1	1	0	0
2008	NY Giants	1	1	5	4	1	0.0	0.0	0	0	-	0	0	0	0	0
2011	NY Giants	4	4	12	10	2	3.5	14.5	0	0	-	0	0	0	0	0
Totals		**10**	**5**	**32**	**26**	**6**	**5.5**	**28.5**	**0**	**0**	**-**	**0**	**1**	**1**	**0**	**0**

JUSTIN TUCK GAME-BY-GAME

2014, OAKLAND

				TACKLES					INTERCEPTIONS					FUMBLES		
Date	Opp.	GP	GS	Tot.	Solo	Asst.	Sacks	Yds	No.	Yds	Lg	TD	PD	FF	FR	Yds
9/7	at NYJ	1	1	5	3	2	0.0	0.0	0	0	-	0	0	0	0	0
9/14	Hou.	1	1	3	2	1	0.0	0.0	0	0	-	0	1	0	0	0
9/21	at NE	1	1	4	3	1	1.0	5.0	0	0	-	0	0	0	0	0
9/28	Mia.	1	0	5	3	2	0.0	0.0	0	0	-	0	0	1	0	0
10/12	SD	1	0	3	2	1	0.0	0.0	0	0	-	0	0	0	0	0
10/19	Ari.	(INACTIVE -KNEE)														
10/26	at Cle.	1	0	2	1	1	1.0	8.0	0	0	-	0	0	0	0	0
11/2	at Sea.	1	1	4	2	2	0.0	0.0	0	0	-	0	0	0	0	0
11/9	Den.	1	1	4	3	1	0.0	0.0	1	7	7	0	1	0	0	0
11/16	at SD	1	1	2	1	1	0.0	0.0	0	0	-	0	0	0	0	0
11/20	KC	1	1	3	2	1	0.0	0.0	0	0	-	0	1	0	0	0
11/30	at StL.															
12/7	SF															
12/14	at KC															
12/21	Buf.															
12/28	at Den.															
Totals		**10**	**7**	**35**	**22**	**13**	**2.0**	**13.0**	**1**	**7**	**7**	**0**	**3**	**1**	**0**	**0**

UPDATED BIOS - DEFENSE

C.J. WILSON

98

DEFENSIVE LINE | 6-3 | 300 | EAST CAROLINA
ACQUIRED: UFA-'14 (GB) | NFL EXP.: 5 | RAIDERS EXP.: 1
HOMETOWN: PINETOWN, N.C.
BORN: 3/30/87

2014: (9/7) at NYJ: Posted one solo tackle in Raiders debut...**(9/14) vs. Hou.:** Assisted on three tackles...**(9/21) at NE:** Made a series of big plays in the second half, posting two solo tackles and first sack as a Raider...Stopped RB Stevan Ridley for a 1-yard loss in the third quarter, and teamed with Pat Sims to stop Ridley for no gain later in the same period...Got to QB Tom Brady for an 8-yard sack late in the fourth quarter, helping set up a late Raider drive...**(9/28) vs. Mia.:** Notched a season-high five tackles (four)...Combined with Miles Burris to stop RB Lamar Miller for a 1-yard loss in the third quarter...**(10/12) vs. SD:** Registered second sack of the season, dropping QB Philip Rivers on third down to force a Chargers punt...Added three tackles (one)...**(10/19) vs. Ari.:** Made first start of the season in place of an injured Justin Tuck...Posted two solo tackles...**(10/26) at Cle.:** Made second-straight start at defensive end...Helped limit the NFL's sixth-ranked rushing attack to just 1.6 yards per carry...Had two tackles (one)...**(11/2) at Sea.:** Notched one solo stop and assisted on two additional tackles...**(11/9) vs. Den.:** Saw limited action on the defensive line...**(11/16) at SD:** Recorded three tackles (two)...**(11/20) vs. KC:** Totaled two solo tackles.

C.J. WILSON'S CAREER STATISTICS

				TACKLES					INTERCEPTIONS					FUMBLES		
Year	Team	GP	GS	Tot.	Solo	Asst.	Sacks	Yds	No.	Yds	Lg	TD	PD	FF	FR	Yds
2010	Green Bay	15	2	21	11	10	1.0	1.0	0	0	-	0	0	0	0	0
2011	Green Bay	16	2	35	21	14	0.0	0.0	0	0	-	0	0	0	0	0
2012	Green Bay	11	7	37	18	19	2.5	9.0	0	0	-	0	1	0	0	0
2013	Green Bay	8	0	10	4	6	0.0	0.0	0	0	-	0	0	0	0	0
2014	Oakland	11	3	26	16	10	2.0	14.0	0	0	-	0	0	0	0	0
Totals		**61**	**14**	**129**	**70**	**59**	**5.5**	**24.0**	**0**	**0**	**-**	**0**	**1**	**0**	**0**	**0**
POSTSEASON				**TACKLES**					**INTERCEPTIONS**					**FUMBLES**		
Year	**Team**	**GP**	**GS**	**Tot.**	**Solo**	**Asst.**	**Sacks**	**Yds**	**No.**	**Yds**	**Lg**	**TD**	**PD**	**FF**	**FR**	**Yds**
2010	Green Bay	4	1	6	5	1	1.0	8.0	0	0	-	0	0	0	0	0
2011	Green Bay	1	0	6	2	4	0.0	0.0	0	0	-	0	0	0	0	0
2012	Green Bay	2	2	11	7	4	0.0	0.0	0	0	-	0	0	0	0	0
2013	Green Bay	1	0	1	0	1	0.0	0.0	0	0	-	0	0	0	0	0
Totals		**8**	**3**	**24**	**14**	**10**	**1.0**	**8.0**	**0**	**0**	**-**	**0**	**0**	**0**	**0**	**0**

C.J. WILSON GAME-BY-GAME

2014, OAKLAND

				TACKLES					INTERCEPTIONS					FUMBLES		
Date	Opp.	GP	GS	Tot.	Solo	Asst.	Sacks	Yds	No.	Yds	Lg	TD	PD	FF	FR	Yds
9/7	at NYJ	1	0	1	1	0	0.0	0.0	0	0	-	0	0	0	0	0
9/14	Hou.	1	0	3	0	3	0.0	0.0	0	0	-	0	0	0	0	0
9/21	at NE	1	0	2	2	0	1.0	8.0	0	0	-	0	0	0	0	0
9/28	Mia.	1	0	5	4	1	0.0	0.0	0	0	-	0	0	0	0	0
10/12	SD	1	0	3	1	2	1.0	6.0	0	0	-	0	0	0	0	0
10/19	Ari.	1	1	2	2	0	0.0	0.0	0	0	-	0	0	0	0	0
10/26	at Cle.	1	1	2	1	1	0.0	0.0	0	0	-	0	0	0	0	0
11/2	at Sea.	1	1	3	1	2	0.0	0.0	0	0	-	0	0	0	0	0
11/9	Den.	1	0	0	0	0	0.0	0.0	0	0	-	0	0	0	0	0
11/16	at SD	1	0	3	2	1	0.0	0.0	0	0	-	0	0	0	0	0
11/20	KC	1	0	2	2	0	0.0	0.0	0	0	-	0	0	0	0	0
11/30	at StL.															
12/7	SF															
12/14	at KC															
12/21	Buf.															
12/28	at Den.															
Totals		**11**	**3**	**26**	**16**	**10**	**2.0**	**14.0**	**0**	**0**	**-**	**0**	**0**	**0**	**0**	**0**

UPDATED BIOS - DEFENSE



Charles WOODSON

24

SAFETY | 6-1 | 265 | MICHIGAN
ACQUIRED: FA-'13 | NFL EXP.: 17 | RAIDERS EXP.: 2
HOMETOWN: FREMONT, OHIO
BORN: 10/7/76

2014: (9/7) at NYJ: Picked off a pass from QB Geno Smith at New York's 24-yard line, setting up a Raiders touchdown drive…Interception marked his 19th in a Raider uniform…Pick also gave him interceptions in 17 straight seasons, second in NFL history…Added nine tackles (five solo)...**(9/14) vs. Hou.:** Credited with 14 tackles (11)...**(9/21) at NE:** Played in 225th career game...Credited with two passes defensed, nearly picking off QB Tom Brady in the fourth quarter...Added seven tackles (four)...**(9/28) vs. Mia.:** Recovered a RB Lamar Miller fumble in the end zone...Added nine tackles (four)... **(10/12) vs. SD:** Posted 10 tackles (seven)...**(10/19) vs. Ari.:** Picked off QB Carson Palmer on a deflection in the second quarter, setting up a field-goal drive...Marked his 20th career INT as a Raider, moving him into 11th place on the franchise list...Tied for team lead with 11 stops (six)...**(10/26) at Cle.:** Tied for the team lead with nine tackles (seven)...Added a pass defensed...**(11/2) at Sea.:** Posted 10 tackles (five)...**(11/9) vs. Den.:** Paced the team with 12 tackles (eight), marking his fifth game of the season with double-digit tackles...**(11/16) at SD:** Helped limit a prolific passing attack to just 180 yards through the air...Set a season high with 16 tackles (14)...His 14 solo stops marked a career best...Topped the 100-tackle mark for the second-straight season and just the third time in his career...**(11/20) vs. KC:** Catalyst for an outstanding defensive effort...Credited with nine tackles (six) and one pass defensed...Sacked QB Alex Smith for a 10-yard loss in the third quarter...Sack marked the 20th of his career, making him the first player in NFL history to record at least 50 career interceptions and 20 sacks...Part of three tackles for loss, stopping RB Jamaal Charles for a 9-yard loss in the first quarter and stopping Charles twice for 1-yard losses in the second period...Also returned one punt for five yards, becoming the second-oldest player in NFL history to return a punt at 38 years and 44 days old (Tim Brown - 38 yards and 94 days).

CHARLES WOODSON'S CAREER STATISTICS

		TACKLES							INTERCEPTIONS					FUMBLES		
Year	Team	GP	GS	Tot.	Solo	Asst.	Sacks	Yds	No.	Yds	Lg	TD	PD	FF	FR	Yds
1998	Oakland	16	16	64	61	3	0.0	0.0	5	118	46t	1	22	2	0	0
1999	Oakland	16	16	61	52	9	0.0	0.0	1	15	15t	1	15	0	1	24
2000	Oakland	16	16	79	66	13	0.0	0.0	4	36	23	0	13	3	1	0
2001	Oakland	16	15	53	40	13	2.0	15.0	1	64	34	0	11	1	0	0
2002	Oakland	8	7	37	35	2	0.0	0.0	1	3	3	0	4	4	1	0
2003	Oakland	15	15	70	56	14	1.0	7.0	3	67	51	0	8	1	1	3
2004	Oakland	13	12	74	59	15	2.5	22.0	1	25	25	0	9	2	1	0
2005	Oakland	6	6	31	27	4	0.0	0.0	1	0	0	0	4	1	0	0
2006	Green Bay	16	16	63	51	12	1.0	9.0	8	61	23t	1	26	3	1	0
2007	Green Bay	14	14	64	54	10	0.0	0.0	4	48	46t	1	10	0	1	57
2008	Green Bay	16	16	79	66	13	3.0	14.0	7	169	62t	2	20	1	1	-2
2009	Green Bay	16	16	81	63	18	2.0	18.0	9	179	45t	3	21	4	1	0
2010	Green Bay	16	16	105	79	26	2.0	11.0	2	48	48t	1	13	5	0	0
2011	Green Bay	15	15	83	68	15	2.0	11.0	7	63	30t	1	20	1	1	-1
2012	Green Bay	7	7	44	36	8	1.5	5.5	1	0	0	0	5	1	0	0
2013	Oakland	16	16	133	88	45	2.0	18.0	1	13	13	0	8	4	2	25
2014	Oakland	11	11	116	77	39	1.0	10.0	2	32	30	0	7	0	1	0
Totals		**233**	**230**	**1237**	**978**	**259**	**20.0**	**140.5**	**58**	**941**	**62**	**11**	**216**	**33**	**13**	**106**

POSTSEASON		TACKLES							INTERCEPTIONS					FUMBLES		
Year	Team	GP	GS	Tot.	Solo	Asst.	Sacks	Yds	No.	Yds	Lg	TD	PD	FF	FR	Yds
2000	Oakland	2	2	5	4	1	0.0	0.0	0	0	-	0	2	0	1	0
2001	Oakland	2	2	12	8	4	0.0	0.0	0	0	-	0	3	0	0	0
2002	Oakland	3	3	22	18	4	0.0	0.0	1	12	12	0	4	0	0	0
2007	Green Bay	2	1	6	6	0	0.0	0.0	0	0	-	0	3	0	0	0
2009	Green Bay	1	1	7	7	0	0.0	0.0	0	0	-	0	1	1	0	0
2010	Green Bay	4	4	19	14	5	1.0	7.0	0	0	-	0	0	0	0	0
2011	Green Bay	1	1	2	2	0	0.0	0.0	0	0	-	0	1	0	0	0
2012	Green Bay	2	2	12	11	1	0.0	0.0	0	0	-	0	1	0	0	0
Totals		**17**	**16**	**85**	**70**	**15**	**1.0**	**7.0**	**1**	**12**	**12**	**0**	**15**	**1**	**1**	**0**

CHARLES WOODSON GAME-BY-GAME

2014, OAKLAND

				TACKLES					INTERCEPTIONS					FUMBLES		
Date	Opp.	GP	GS	Tot.	Solo	Asst.	Sacks	Yds	No.	Yds	Lg	TD	PD	FF	FR	Yds
9/7	at NYJ	1	1	9	5	4	0.0	0.0	1	2	2	0	1	0	0	0
9/14	Hou.	1	1	14	11	3	0.0	0.0	0	0	-	0	0	0	0	0
9/21	at NE	1	1	7	4	3	0.0	0.0	0	0	-	0	2	0	0	0
9/28	Mia.	1	1	9	4	5	0.0	0.0	0	0	-	0	1	0	1	0
10/12	SD	1	1	10	7	3	0.0	0.0	0	0	-	0	0	0	0	0
10/19	Ari.	1	1	11	6	5	0.0	0.0	1	30	30	0	1	0	0	0
10/26	at Cle.	1	1	9	7	2	0.0	0.0	0	0	-	0	1	0	0	0
11/2	at Sea.	1	1	10	5	5	0.0	0.0	0	0	-	0	0	0	0	0
11/9	Den.	1	1	12	8	4	0.0	0.0	0	0	-	0	0	0	0	0
11/16	at SD	1	1	16	14	2	0.0	0.0	0	0	-	0	0	0	0	0
11/20	KC	1	1	9	6	3	1.0	10.0	0	0	-	0	1	0	0	0
11/30	at StL.															
12/7	SF															
12/14	at KC															
12/21	Buf.															
12/28	at Den.															
Totals		**11**	**11**	**116**	**77**	**39**	**1.0**	**10.0**	**2**	**32**	**30**	**0**	**7**	**0**	**1**	**0**

UPDATED BIOS - SPECIALISTS



Jon CONDO

59

LONG SNAPPER | 6-3 | 240 | MARYLAND
ACQUIRED: FA-'06 | NFL EXP.: 8 | RAIDERS EXP.: 8
HOMETOWN: PHILIPSBURG, PA.
BORN: 8/26/81

2014: (9/7) at NYJ: Snapped on nine punts and two extra points...**(9/14) vs. Hou.:** Snapped on three punts and two extra-point attempts...**(9/21) at NE:** Assisted on a tackle in punt coverage...**(9/28) vs. Mia.:** Pounced on a second-quarter fumble in punt coverage...Marked second career fumble recovery, both on special teams...**(10/12) vs. SD:** Assisted on a tackle in punt coverage...Downed a punt at the 10-yard line in the third quarter...**(10/19) vs. Ari.:** Snapped on two field goals, one from 53 yards out, and six punts...**(10/26) at Cle.:** Snapped successfully on two field-goal attempts...**(11/2) at Sea.:** Snapped on two field-goal attempts and six punts...**(11/9) vs. Den.:** Snapped on a season-high nine punts...**(11/16) at SD:** Snapped on nine punts for the second straight week...Also snapped on two successful field-goal attempts...**(11/20) vs. KC:** Snapped on a 40-yard field goal by Sebastian Janikowski.

JON CONDO'S GAMES PLAYED/STARTED

Year	Team	GP	GS
2005	Dallas	3	0
2007	Oakland	16	0
2008	Oakland	16	0
2009	Oakland	16	0
2010	Oakland	16	0
2011	Oakland	16	0
2012	Oakland	16	0
2013	Oakland	16	0
2014	Oakland	11	0
Totals		**126**	**0**

UPDATED BIOS - SPECIALISTS

Sebastian JANIKOWSKI

11

KICKER | 6-1 | 260 | FLORIDA STATE
ACQUIRED: D1-'00 | NFL EXP.: 15 | RAIDERS EXP.: 15
HOMETOWN: DAYTONA BEACH, FLA.
BORN: 3/2/78

2014: (9/7) at NYJ: Went two-for-two on extra-point attempts...**(9/14) vs. Hou.:** Perfect on two extra-point attempts...Marked first time in career that he did not have a field-goal attempt in first two games of the season...**(9/21) at NE:** Provided all of Oakland's scoring, hitting field goals of 49, 37 and 47 yards...**(9/28) vs. Mia.:** Good on two extra-point attempts...**(10/12) vs. SD:** Missed wide left on a 53-yard field goal attempt at the end of the first half...Good on four extra-point attempts...**(10/19) vs. Ari.:** Drilled two field goals, from 29 and 53 yards out...Tied Morten Andersen for second place in NFL history with his 84th career field-goal attempt of 50-plus yards...Had four touchbacks on kickoffs, denying explosive returner Ted Ginn, Jr. a single return opportunity...**(10/26) at Cle.:** Nailed two field-goal attempts, hitting from 46 and 38 yards out...Also lined up wide on fake field-goal effort in the first quarter...Converted on only extra-point attempt...**(11/2) at Sea.:** Was one-for-two on field-goal attempts, hitting a 48-yarder and missing wide left from 51 yards out...**(11/9) vs. Den.:** Hit a 41-yard field goal in the first half...**(11/16) at SD:** Nailed two field goals, hitting from 42 and 25 yards out...**(11/20) vs. KC:** Hit a 40-yard field goal in the third quarter to give Oakland a 17-3 lead...Field goal moved him into 14th place on the NFL's all-time field-goal list with 357.

KICK BY KICK: ()()(49G,37G,47G)()(53N)(29G,53G)(46G,38G)(48G,51N)(41G)(42G,25G)(40)

SEBASTIAN JANIKOWSKI'S NFL STATISTICS

			Field Goals					PAT				
Year	Team	GP	FG	FGA	Pct.	Lg	Blk	XP	XPA	Pct.	Blk	Points
2000	Oakland	14	22	32	68.8	54	0	46	46	100.0	0	112
2001	Oakland	15	23	28	82.1	52	1	42	42	100.0	0	111
2002	Oakland	16	26	33	78.8	51	2	50	50	100.0	0	128
2003	Oakland	16	22	25	88.0	55	1	28	29	96.6	0	94
2004	Oakland	16	25	28	89.3	52	0	31	32	96.9	1	106
2005	Oakland	16	20	30	66.7	49	1	30	30	100.0	0	90
2006	Oakland	16	18	25	72.0	55	0	16	16	100.0	0	70
2007	Oakland	16	23	32	71.9	54	1	28	28	100.0	0	97
2008	Oakland	16	24	30	80.0	57	0	25	26	96.2	1	97
2009	Oakland	16	26	29	89.7	61	0	17	17	100.0	0	95
2010	Oakland	16	33	41	80.5	59	0	43	43	100.0	0	142
2011	Oakland	15	31	35	88.6	63	2	36	36	100.0	0	129
2012	Oakland	16	31	34	91.2	57	0	25	25	100.0	0	118
2013	Oakland	16	21	30	70.0	53	0	37	37	100.0	0	100
2014	Oakland	11	12	14	85.7	53	0	20	20	100.0	0	56
Totals		**231**	**357**	**446**	**80.0**	**63**	**8**	**474**	**477**	**99.4**	**2**	**1,545**

FIELD GOALS

Year	Team	1-19	Pct.	20-29	Pct.	30-39	Pct.	40-49	Pct.	50+	Pct.
2000	Oakland	1/1	100.0	6/6	100.0	6/7	85.7	8/14	57.1	1/4	25.0
2001	Oakland	0/0	-	7/7	100.0	9/10	90.0	6/9	66.7	1/2	50.0
2002	Oakland	0/0	-	10/11	90.9	7/8	87.5	7/12	58.3	2/2	100.0
2003	Oakland	0/0	-	6/6	100.0	6/6	100.0	9/10	90.0	1/3	33.3
2004	Oakland	1/1	100.0	7/7	100.0	7/8	87.5	8/10	80.0	2/2	100.0
2005	Oakland	1/1	100.0	7/8	87.5	5/6	83.3	7/12	58.3	0/3	0.0
2006	Oakland	1/1	100.0	2/3	66.7	9/11	81.8	3/3	100.0	3/7	42.9
2007	Oakland	0/0	-	4/4	100.0	6/7	85.7	7/10	70.0	6/11	54.5
2008	Oakland	0/0	-	11/11	100.0	8/8	100.0	2/4	50.0	3/7	42.9
2009	Oakland	0/0	-	3/3	100.0	8/8	100.0	9/10	90.0	6/8	75.0
2010	Oakland	0/0	-	8/8	100.0	13/14	92.9	8/12	66.7	4/7	57.1
2011	Oakland	1/1	100.0	8/8	100.0	5/5	100.0	10/11	90.9	7/10	70.0
2012	Oakland	1/1	100.0	9/9	100.0	10/10	100.0	5/5	100.0	6/9	66.7
2013	Oakland	0/0	-	6/6	100.0	4/6	66.7	8/11	72.7	3/7	42.8
2014	Oakland	0/0	-	2/2	100.0	2/2	100.0	7/7	100.0	1/3	33.3
Totals		**6/6**	**100.0**	**96/99**	**96.9**	**105/116**	**90.5**	**104/140**	**74.2**	**46/85**	**54.1**
POSTSEASON FIELD GOALS											
2000	Oakland	0/0	-	1/1	100.0	2/2	100.0	0/0	-	0/1	0.0
2001	Oakland	0/0	-	1/1	100.0	1/1	100.0	3/3	100.0	0/0	-
2002	Oakland	0/0	-	1/2	50.0	3/3	100.0	2/2	100.0	0/0	-
Totals		**0/0**	**-**	**3/4**	**75.0**	**5/5**	**100.0**	**5/5**	**100.0**	**0/1**	**0.0**

UPDATED BIOS - SPECIALISTS

Marquette KING

7

PUNTER | 6-0 | 190 | FORT VALLEY STATE
ACQUIRED: FA-'12 | NFL EXP.: 3 | RAIDERS EXP.: 3
HOMETOWN: MACON, GA.
BORN: 10/26/88

2014: (9/7) at NYJ: Punted nine times for 401 yards (44.6 avg.)...Had a long punt of 61 yards and had one touchback...**(9/14) vs. Hou.:** Punted three times for 120 yards (40.0 avg.)...**(9/21) at NE:** Punted a season-high five times for 216 yards, placing three punts inside the 20-yard line...Averaged 43.2 yards per effort...**(9/28) vs. Mia.:** Punted six times for 292 yards (48.7 avg.)...Placed four punts inside the 20-yard line...**(10/12) vs. SD:** Placed three punts inside the 20-yard line...Punted four times for 165 yards (41.3 avg.)...**(10/19) vs. Ari.:** Effective in limiting Ted Ginn, Jr. to two returns for just seven yards with three fair catches...Totaled 236 yards on six punts, placing three efforts inside the 20-yard line...**(10/26) at Cle.:** Had seven punts for 308 yards (44.0 avg.)...Limited Browns to two returns for seven yards, posting a 43.0 net punting average...**(11/2) at Sea.:** Posted one of his top performances of the season, punting six times for 314 yards for a season-high 52.3 average...Placed three punts inside the 20-yard line...Limited Seattle returners to just 37 yards on three returns, posting a 46.2 net punting average...**(11/9) vs. Den.:** Tied a season high with nine punts for 389 yards (43.2 avg.)...**(11/16) at SD:** Punted nine times for a season-high 446 yards (49.6 avg.)...Placed two punts inside the 20-yard line, including a fourth-quarter effort that was downed at San Diego's 1-yard line...Booted a season-long 62-yard punt in the first quarter...**(11/20) vs. KC:** Totaled six punts for 296 yards (49.3 avg.)...Placed three punts inside the 20-yard line...Dragged down PR Frankie Hammond, Jr. along the Raiders sideline in the fourth quarter, posting his first special teams tackle of the season.

MARQUETTE KING'S NFL STATISTICS

Year	Team	GP	Punts	Yds	Avg.	In 20	TB	Lg	Net	Blk.	Ret.	Ret. Yds
2013	Oakland	16	84	4,107	48.9	23	11	66	40.1	2	42	438
2014	Oakland	11	70	3,183	45.5	22	1	62	41.4	0	26	267
Totals		27	154	7,290	47.3	45	12	66	41.2	2	68	705

MARQUETTE KING GAME-BY-GAME

2014, OAKLAND

Date	Opp.	GP	Punts	Yds	Avg.	In 20	TB	Lg	Net	Blk.	Ret.	Ret. Yds
9/7	at NYJ	1	9	401	44.6	0	1	61	44.6	0	2	15
9/14	Hou.	1	3	120	40.0	0	0	47	37.0	0	2	9
9/21	at NE	1	5	216	43.2	3	0	52	41.8	0	1	7
9/28	Mia.	1	6	292	48.7	4	0	57	47.2	0	1	9
10/12	SD	1	4	165	41.3	3	0	54	34.0	0	1	29
10/19	Ari.	1	6	236	39.3	3	0	46	38.2	0	2	7
10/26	at Cle.	1	7	308	44.0	1	0	53	43.0	0	2	7
11/2	at Sea.	1	6	314	52.3	3	0	59	46.2	0	3	37
11/9	Den.	1	9	389	43.2	0	0	54	37.4	0	4	52
11/16	at SD	1	9	446	49.6	2	0	62	44.7	0	4	44
11/20	KC	1	6	296	49.3	3	0	58	40.8	0	4	51
11/30	at StL.											
12/7	SF											
12/14	at KC											
12/21	Buf.											
12/28	at Den.											
Totals		**11**	**70**	**3,183**	**45.5**	**22**	**1**	**62**	**41.4**	**0**	**26**	**267**

UPDATED BIOS - OFFENSE

David AUSBERRY

86

TIGHT END | 6-4 | 250 | USC
ACQUIRED: D7-'11 | NFL EXP.: 4 | RAIDERS EXP.: 4
HOMETOWN: LEMOORE, CALIF.
BORN: 9/25/87

2014: (9/7) at NYJ: Saw action as a reserve, playing one snap on offense in the season opener...**(9/14) vs. Hou.:** Played eight offensive snaps and saw action on special teams...**(9/21) at NE:** Saw action on special teams...**(9/28) vs. Mia.:** Played at tight end and on special teams, catching two passes for 14 yards (7.0 avg.). ...**(10/12) vs. SD:** Played five snaps on offense and saw signficant action on special teams...**(10/19) vs. Ari.:** Played one snap on offense and saw action on special teams...**(10/26) at Cle.:** Inactive due to a foot injury...**(11/2) at Sea.:** Inactive...**(11/9) vs. Den.:** Inactive...**(11/16) at SD:** Inactive for the fourth straight game with a foot injury...**(11/20) vs. KC:** Inactive.

DAVID AUSBERRY'S CAREER STATISTICS

				RECEIVING					RUSHING				
Year	**Team**	**GP**	**GS**	**Rec.**	**Yds**	**Avg.**	**Lg**	**TD**	**Att.**	**Yds**	**Avg.**	**Lg**	**TD**
2011	Oakland	12	0	2	14	7.0	10	0	1	-2	-2.0	-2	0
2012	Oakland	16	0	7	92	13.1	31	0	0	0	-	-	0
2013	Oakland	(RESERVE/INJURED LIST - SHOULDER)											
2014	Oakland	6	0	2	14	7.0	7	0	0	0	-	-	0
Totals		**34**	**0**	**11**	**120**	**10.9**	**31**	**0**	**1**	**-2**	**-2.0**	**-2**	**0**

DAVID AUSBERRY GAME-BY-GAME

2014, OAKLAND

				RECEIVING					RUSHING					TOTAL
Date	**Opp.**	**GP**	**GS**	**Rec.**	**Yds**	**Avg.**	**Lg**	**TD**	**Att.**	**Yds**	**Avg.**	**Lg**	**TD**	**OFFENSE**
9/7	at NYJ	1	0	0	0	-	-	0	0	0	-	-	0	0
9/14	Hou.	1	0	0	0	-	-	0	0	0	-	-	0	0
9/21	at NE	1	0	0	0	-	-	0	0	0	-	-	0	0
9/28	Mia.	1	0	2	14	7.0	7	0	0	0	-	-	0	14
10/12	SD	1	0	0	0	-	-	0	0	0	-	-	0	0
10/19	Ari.	1	0	0	0	-	-	0	0	0	-	-	0	0
10/26	at Cle.	(INACTIVE - FOOT)												
11/2	at Sea.	(INACTIVE - FOOT)												
11/9	Den.	(INACTIVE - FOOT)												
11/16	at SD	(INACTIVE - FOOT)												
11/20	KC	(INACTIVE - FOOT)												
11/30	at StL.													
12/7	SF													
12/14	at KC													
12/21	Buf.													
12/28	at Den.													
Totals		**6**	**0**	**2**	**14**	**7.0**	**7**	**0**	**0**	**0**	**-**	**-**	**0**	**14**

UPDATED BIOS - OFFENSE



Khalif BARNES

69

TACKLE/GUARD | 6-6 | 320 | WASHINGTON
ACQUIRED: UFA-'09 (Jac.) | NFL EXP.: 10 | RAIDERS EXP.: 6
HOMETOWN: SPRING VALLEY, CALIF.
BORN: 4/21/82

2014: (9/7) at NYJ: Started at right tackle in the season opener, helping the offense put up 14 points...**(9/14) vs. Hou.:** Earned the start at right tackle, helping the offense amass 364 total yards...Part of offensive line that did not allow a sack...**(9/21) at NE:** Started and played every offensive snap... Did not allow a sack of Derek Carr for the second straight game...**(9/28) vs. Mia.:** Started and helped the team total over 300 yards of total offense for the second time this season...**(10/12) vs. SD:** Inactive due to a quad injury...**(10/19) vs. Ari.:** Inactive with a quad injury for the second straight game... **(10/26) at Cle.:** Saw action as a reserve on offense and special teams...**(11/2) at Sea.:** Started as an extra offensive lineman in the loss at Seattle... **(11/9) vs. Den.:** Started at left guard in place of an injured Gabe Jackson...Posted his third career reception, catching a 1-yard shovel pass from Carr before a hit from Malik Jackson knocked the ball out...**(11/16) at SD:** Started at left guard for his 110th career start...**(11/20) vs. KC:** Started and helped the team total a season-high 179 rushing yards in the victory.

KHALIF BARNES' GAMES PLAYED/STARTED

Year	Team	GP	GS
2005	Jacksonville	13	12
2006	Jacksonville	15	15
2007	Jacksonville	16	14
2008	Jacksonville	16	16
2009	Oakland	6	2
2010	Oakland	16	3
2011	Oakland	16	16
2012	Oakland	9	9
2013	Oakland	16	16
2014	Oakland	9	8
Totals		**132**	**111**
2005	Jacksonville	1	1
2007	Jacksonville	2	2
Postseason		**3**	**3**

UPDATED BIOS - OFFENSE



Tony BERGSTROM

70

GUARD | 6-5 | 315 | UTAH
ACQUIRED: D3-'12 | NFL EXP.: 3 | RAIDERS EXP.: 3
HOMETOWN: SALT LAKE CITY, UTAH
BORN: 8/6/86

2014: Inactive for the first 11 games of the season: at NYJ (9/7), vs. Hou. (9/14), at NE (9/21), vs. Mia (9/28), vs. SD (10/12), at Ari. (10/19), at Cle. (10/26), at Sea. (11/2), vs. Den. (11/9), at SD (11/16) and vs. KC (11/20).

TONY BERGSTROM'S GAMES PLAYED/STARTED

Year	Team	GP	GS
2012	Oakland	9	1
2013	Oakland	Reserve/Injured List - Foot	
2014	Oakland	0	0
Totals		**9**	**1**

UPDATED BIOS - OFFENSE

Kevin BOOTHE

67

GUARD | 6-5 | 325 | CORNELL
ACQUIRED: UFA-'14 (NYG) | NFL EXP.: 9 | RAIDERS EXP.: 2
HOMETOWN: FORT LAUDERDALE, FLA.
BORN: 7/5/83

2014: (9/7) at NYJ: Active but did not play in his first game with Oakland since 2006...**(9/14) vs. Hou.:** Active but did not see any action in the home opener...**(9/21) at NE**: Dressed as an extra offensive lineman but did not play...**(9/28) vs. Mia.:** Did not play in the loss to the Dolphins in London... **(10/12) vs. SD:** Active but did not play against the Chargers...**(10/19) vs. Ari.:** Active but did not play against the Cardinals...**(10/26) at Cle.:** Active but did not play...**(11/2) at Sea.:** Saw limited action on special teams...**(11/9) vs. Den.:** Played on special teams...**(11/16) at SD:** Played on special teams in the loss to the Chargers...**(11/20) vs. KC:** Saw action on special teams.

KEVIN BOOTHE'S GAMES PLAYED/STARTED

Year	Team	GP	GS
2006	Oakland	16	14
2007	NY Giants	1	0
2008	NY Giants	16	0
2009	NY Giants	16	2
2010	NY Giants	8	5
2011	NY Giants	16	9
2012	NY Giants	16	16
2013	NY Giants	16	16
2014	Oakland	4	0
Totals		**109**	**62**
2007	NY Giants	4	0
2008	NY Giants	1	0
2011	NY Giants	4	4
Postseason		**9**	**4**

UPDATED BIOS - OFFENSE



Vincent BROWN

19

WIDE RECEIVER | 5-11 | 190 | SAN DIEGO STATE
ACQUIRED: FA-'14 (SD) | NFL EXP.: 3 | RAIDERS EXP.: 1
HOMETOWN: RANCHO CUCAMONGA, CALIF.
BORN: 1/25/89

2014: Joined the team during Week 3 after being released by the San Diego Chargers in Sept. 6...**(9/21) at NE:** Made debut with the Silver and Black, seeing four snaps on offense...**(9/28) vs. Mia.:** Caught his first pass as a Raider, and his first since suffering an ankle injury during the 2013 preseason, when he gained nine yards in the first quarter...Finished with three receptions for 22 yards (7.3 avg.) and one first down...**(10/12) vs. SD:** Inactive against the Chargers due to a hamstring injury...**(10/19) vs. Ari.:** Inactive with a hamstring injury...**(10/26) at Cle.:** Inactive for the third straight game...**(11/2) at Sea.:** Inactive...**(11/9) vs. Den.:** Totaled three receptions for 20 yards (6.7 avg.). ...**(11/16) at SD:** Inactive for the loss to the Chargers...**(11/20) vs. KC:** Set a new season high with 30 receiving yards on two receptions in his first win as a Raider...Posted a season-long 19-yard reception in the first quarter.

VINCENT BROWN'S CAREER STATISTICS

				RECEIVING					RUSHING					TOTAL
Year	Team	GP	GS	Rec.	Yds	Avg.	Lg	TD	Att.	Yds	Avg.	Lg	TD	OFFENSE
2011	San Diego	14	4	19	329	17.3	31	2	0	0	-	-	0	329
2013	San Diego	16	12	41	472	11.5	51	1	0	0	-	-	0	472
2014	Oakland	4	0	8	72	9.0	19	0	0	0	-	-	0	72
Totals		**34**	**16**	**68**	**873**	**12.8**	**51**	**3**	**0**	**0**	**-**	**-**	**0**	**873**

VINCENT BUTLER GAME-BY-GAME

2014, OAKLAND

				RECEIVING					RUSHING					TOTAL
Date	Opp.	GP	GS	Rec.	Yds	Avg.	Lg	TD	Att.	Yds	Avg.	Lg	TD	OFFENSE
9/7	at NYJ				(NOT WITH TEAM)									-
9/14	Hou.				(NOT WITH TEAM)									
9/21	at NE	1	0	0	0	-	-	0	0	0	-	-	0	0
9/28	Mia.	1	0	3	22	7.3	14	0	0	0	-	-	0	22
10/12	SD				(INACTIVE - HAMSTRING)									
10/19	Ari.				(INACTIVE - HAMSTRING)									
10/26	at Cle.				(INACTIVE - HAMSTRING)									
11/2	at Sea.				(INACTIVE - HAMSTRING)									
11/9	Den.	1	0	3	20	6.7	9	0	0	0	-	-	0	20
11/16	at SD				(INACTIVE)									
11/20	KC	1	0	2	30	15.0	19	0	0	0	-	-	0	30
11/30	at StL.													
12/7	SF													
12/14	at KC													
12/21	Buf.													
12/28	at Den.													
Totals		**4**	**0**	**8**	**72**	**9.0**	**19**	**0**	**0**	**0**	**-**	**-**	**0**	**72**

UPDATED BIOS - OFFENSE

Brice BUTLER

12

WIDE RECEIVER | 6-3 | 210 | SAN DIEGO STATE
ACQUIRED: D7a-'13 | NFL EXP.: 2 | RAIDERS EXP.: 2
HOMETOWN: NORCROSS, GA.
BORN: 1/29/90

2014: (9/7) at NYJ: Was inactive against the Jets to open the season...**(9/14) vs. Hou.:** Entered the game as a reserve...Recorded his first catch of the season for -2 yards in the third quarter...**(9/21) at NE:** Saw action on special teams...**(9/28) vs. Mia.:** Made two 15-yard receptions, both for first downs, in the second half against the Dolphins...Finished with two catches for 30 yards (15.0 avg.). ...**(10/12) vs. SD:** Tied single-game high with three receptions and set a new personal best with 64 receiving yards (21.3 avg.). ...Caught a pass from Derek Carr over the middle and outraced the Chargers secondary for a 47-yard TD reception, his first TD and longest career reception...**(10/19) vs. Ari.:** Set a new career long with his lone reception of the day, a 55-yarder from Carr that set up the Raiders inside the red zone and led to the team's only TD of the game...**(10/26) at Cle.:** Saw action as a reserve and caught one pass for nine yards...**(11/2) at Sea.:** In the third quarter, fell on a blocked Jon Ryan punt in the end zone for his second career touchdown and first on a fumble recovery...Was his second career fumble recovery on special teams...Caught two passes for 20 yards...**(11/9) at Sea.:** Scored for the second straight game on a 5-yard TD pass from Carr...Finished with two receptions for 12 yards and one TD...**(11/16) at SD:** Targeted three times, finishing with one reception for 15 yards...Catch came in the second quarter...Completion ruling was challenged by San Diego but upheld...**(11/20) vs. KC:** Caught two passes for 21 yards in the Raiders' first win of the season...Had an 11-yard reception on the game-winning drive, setting up a crucial conversion on third-and-1.

BRICE BUTLER'S CAREER STATISTICS

				RECEIVING					RUSHING					TOTAL
Year	Team	GP	GS	Rec.	Yds	Avg.	Lg	TD	Att.	Yds	Avg.	Lg	TD	OFFENSE
2013	Oakland	10	2	9	103	11.4	29	0	0	0	-	-	0	103
2014	Oakland	10	0	15	224	14.9	55	2	0	0	-	-	0	224
Totals		**20**	**2**	**24**	**327**	**13.6**	**55**	**2**	**0**	**0**	**-**	**-**	**0**	**327**

BRICE BUTLER GAME-BY-GAME

2014, OAKLAND

				RECEIVING					RUSHING					TOTAL
Date	Opp.	GP	GS	Rec.	Yds	Avg.	Lg	TD	Att.	Yds	Avg.	Lg	TD	OFFENSE
9/7	at NYJ					(INACTIVE)								
9/14	Hou.	1	0	1	-2	-2.0	-2	0	0	0	-	-	0	-2
9/21	at NE	1	0	0	0	-	-	0	0	0	-	-	0	0
9/28	Mia.	1	0	2	30	15.0	15	0	0	0	-	-	0	30
10/12	SD	1	0	3	64	21.3	47t	1	0	0	-	-	0	64
10/19	Ari.	1	0	1	55	55.0	55	0	0	0	-	-	0	55
10/26	at Cle.	1	0	1	9	9.0	9	0	0	0	-	-	0	9
11/2	at Sea.	1	0	2	20	10.0	12	0	0	0	-	-	0	20
11/9	Den.	1	0	2	12	6.0	7	1	0	0	-	-	0	12
11/16	at SD	1	0	1	15	15.0	15	0	0	0	-	-	0	15
11/20	KC	1	0	2	21	10.5	11	0	0	0	-	-	0	21
11/30	at StL.													
12/7	SF													
12/14	at KC													
12/21	Buf.													
12/28	at Den.													
Totals		**10**	**0**	**12**	**224**	**14.9**	**55**	**2**	**0**	**0**	**-**	**-**	**0**	**224**

UPDATED BIOS - OFFENSE



Derek CARR

4

QUARTERBACK | 6-3 | 214 | FRESNO STATE
ACQUIRED: D2-'14 | NFL EXP.: R
HOMETOWN: BAKERSFIELD, CALIF.
BORN: 3/28/91

2014: (9/7) at NYJ: Became the first rookie in franchise history to start at quarterback in Week 1...Went 20-for-32 passing (62.5 percent) for 151 yards, two TDs and a passer rating of 94.7...Started the game nearly perfect, going 7-for-7 for 53 yards and one TD...Threw first career TD pass to WR Rod Streater for a 12-yard score...Connected with WR James Jones for a 30-yard TD down the right sideline...Passer rating of 94.7 is 12th highest in a debut for a Raiders quarterback, third highest among rookies in their debuts...Recovered a fumble on the first play of the second half...**(9/14) vs. Hou.:** Finished with 263 yards on 27-of-43 passing (64.3 percent), one TD and his first two career INTs...Added 58 yards on four rushing attempts (14.5 avg.), including a 41-yard read-option run that is the second longest by a Raider quarterback since 2000 (Terrelle Pryor, 93 yards, 10/27/13)...Passed Larry Lawrence (39) for the most rushing yards by a Raider quarterback in his rookie season...**(9/21) at NE:** Completed 21-of-34 attempts for 174 yards with one INT...Potential game-tying comeback drive in fourth quarter fell short after pass was tipped and intercepted by Vince Wilfork...**(9/28) vs. Mia.:** Started and completed 16 of 25 passes for 146 yards, one TD and one INT before leaving the game with a high ankle sprain and an MCL sprain...Added two rushing attempts for nine yards (4.5 avg.)...Threw his first opening-drive TD pass, a 3-yard strike to Brian Leonhardt in the first quarter...**(10/12) vs. SD:** Completed 18-of-34 passes for 282 yards, four TDs and one INT for a passer rating of 107.7, his first rating over 100 points...Four TDs are the most ever by a Raider rookie and tied for second most by a rookie in NFL history...Had two TD passes of 40-plus yards, a 47-yarder to WR Brice Butler and a 77-yard TD pass to WR Andre Holmes...Only rookie since 1970 AFL-NFL merger with four TD passes in a game vs. San Diego...**(10/19) vs. Ari.:** Completed 16-of-28 passes for 173 yards and was sacked once...Completed a 55-yard pass to Butler, marking the first time a Raider QB-WR combo had connections of at least 45 yards in back-to-back games since 2012...**(10/26) at Cle.:** Completed 34 of 54 passes (60.7 percent) for 328 yards, all career highs, with one TD...Became the most prolific rookie passer in franchise history, passing Matt McGloin to set the records for starts, passing TDs and completions...Recorded the first 300-yard passing game by a rookie in franchise history and the first since Carson Palmer vs. Cleveland on Dec. 2, 2012...Threw the third most completions in a game by an NFL rookie after Dieter Brock (35 in 1985) and Chris Weinke (36 in 2001)...**(11/2) at Sea.:** Completed 24 of 41 passes for 194 yards, two TDs and two INTs...Rushed twice for nine yards...Threw two 1-yard TD passes to TE Mychal Rivera, one on fourth-and-goal and the other on third-and-goal...**(11/9) vs. Den.:** Completed 30 of 47 passes for 192 yards, two TDs and two INTs...Passed Tom Flores (1960) for the most passing TDs and yards by a Raider in his first season of action...**(11/16) at SD:** Went 16-of-34 passing for 172 yards...Sacked twice...Fumbled twice, including the first play of the game when the snap was mistimed and recovered by Chargers LB Donald Butler to set up the San Diego's only touchdown of the game...**(11/20) vs. KC:** Earned first NFL win with a 17-play, 80-yard game-winning drive capped off by a 9-yard TD pass to WR James Jones...First rookie in franchise history to record a fourth-quarter comeback or game-winning drive...Snuck up the middle for the first down on a critical fourth-and-1 play on the game-winning drive.

DEREK CARR'S CAREER STATISTICS

				PASSING									RUSHING				
Year	Team	GP	GS	Att.	Cmp.	Yds	Pct.	Yds/Att.	TD	Int.	Lg	Sk/Lst	Rtg.	Att.	Yds	Avg.	Lg	TD
2014	Oakland	11	11	406	240	2,249	59.1	5.5	14	9	77t	12/64	76.7	18	83	4.6	41	0
Totals		**11**	**11**	**406**	**240**	**2,249**	**59.1**	**5.5**	**14**	**9**	**77t**	**12/64**	**76.7**	**18**	**83**	**4.6**	**41**	**0**

DEREK CARR GAME BY GAME

2014, OAKLAND

				PASSING										RUSHING				
Date	Opp.	GP	GS	Att.	Cmp.	Yds	Pct.	Yds/Att.	TD	Int.	Lg	Sk/Lst	Rtg.	Att.	Yds	Avg.	Lg	TD
9/7	at NYJ	1	1	32	20	151	62.5	4.7	2	0	30t	2/18	94.7	1	-1	-1.0	-1	0
9/14	Hou.	1	1	42	27	263	64.3	6.3	1	2	42	0/0	69.8	4	58	14.5	41	0
9/21	at NE	1	1	34	21	174	61.8	5.1	0	1	29	0/0	62.6	0	0	-	-	0
9/28	Mia.	1	1	25	16	146	64.0	5.8	1	1	30	1/3	76.4	2	9	4.5	8	0
10/12	SD	1	1	34	18	292	52.9	8.6	4	1	77t	0/0	107.7	1	2	2.0	2	0
10/19	Ari.	1	1	28	16	173	57.1	6.2	0	0	55	1/9	75.4	2	2	1.0	3	0
10/26	at Cle.	1	1	54	34	328	63.0	6.1	1	0	31	4/17	86.0	1	2	2.0	2	0
11/2	at Sea.	1	1	41	24	194	58.5	4.7	2	2	23	1/5	66.5	2	9	4.5	7	0
11/9	Den.	1	1	47	30	192	63.8	4.1	2	2	28	0/0	68.8	0	0	-	-	0
11/16	at SD	1	1	34	16	172	47.1	5.1	0	0	35	2/10	62.4	2	0	0.0	0	0
11/20	KC	1	1	35	18	174	51.4	5.0	1	0	37	1/2	75.2	3	2	0.7	2	0
11/30	at StL.																	
12/7	SF																	
12/14	at KC																	
12/21	Buf.																	
12/28	at Den.																	
Totals		**11**	**11**	**406**	**240**	**2,249**	**59.1**	**5.5**	**14**	**9**	**77t**	**12/64**	**76.7**	**18**	**83**	**4.6**	**41**	**0**

UPDATED BIOS - OFFENSE



Andre HOLMES

18

WIDE RECEIVER | 6-4 | 210 | HILLSDALE
ACQUIRED: W-'13 (NE) | NFL EXP.: 3 | RAIDERS EXP.: 2
HOMETOWN: ELK GROVE, ILL.
BORN: 6/16/88

2014: (9/7) at NYJ: Saw action as a reserve wide receiver and on special teams against the Jets...Assisted on one special teams tackle...**(9/14) vs. Hou.:** Caught five passes for 45 yards (9.0 avg.), picking up two crucial first downs on the team's second fourth-quarter touchdown drive...**(9/21) at NE**: Saw action as a reserve and on special teams...Targeted twice with one reception for a season-long 29 yards, the longest play of the game for either team...**(9/28) vs. Mia.:** Earned first start of the season and caught five passes for 74 yards (14.8 avg.) and a TD...Hauled in 22-yard TD pass from Matt McGloin in the fourth quarter, the second of his career...**(10/12) vs. SD:** Had his second 100-yard game and first career multi-TD game, catching four passes for 121 yards (30.3 avg.) including a career-long 77-yard reception...77-yard TD catch was the longest by a Raider since Zach Milller's 86-yard catch and run on Oct. 10, 2009...First multi-TD game by a Raider since Brandon Myers on Dec. 12, 2012 vs. TB...Finished first half with three cathces for 115 yards, the most yards with three-or-fewer catches in a first half in franchise history...**(10/19) vs. Ari.:** Started and was targeted five times, finishing with three receptions for 34 yards (11.3 avg.) and a long of 18 yards...All three catches came in the fourth quarter...**(10/26) at Cle.:** Started and hauled in five passes for 69 yards (13.8 avg.) and a TD...Scored fourth TD of the season on a short pass from Carr, which he took 10 yards to the end zone... Made a 31-yard catch in the second quarter to move the Raiders into Browns territory...**(11/2) at Sea.:** Earned the start and caught two passes for 28 yards...**(11/9) vs. Den.:** Started and was targeted once...Contributed one special teams tackle...**(11/16) at SD:** Started and caught two passes for 19 yards (9.5 avg.), setting a new career high with 27 catches on the season...**(11/20) vs. KC:** Started and led the team with 55 receiving yards...Tied for team lead with five receptions...Broke free along the right sideline for a 37-yard gain in the third quarter.

ANDRE HOLMES' CAREER STATISTICS

				RECEIVING					RUSHING					TOTAL
Year	Team	GP	GS	Rec.	Yds	Avg.	Lg	TD	Att.	Yds	Avg.	Lg	TD	OFFENSE
2011	Dallas	0	0	0	0	-	-	0	0	0	-	-	0	0
2012	Dallas	7	0	2	11	5.5	7	0	0	0	-	-	0	11
2013	Oakland	10	4	25	431	17.2	40	1	0	0	-	-	0	431
2014	Oakland	11	8	32	474	14.8	77t	4	0	0	-	-	0	474
Totals		**28**	**12**	**59**	**916**	**15.5**	**77t**	**5**	**0**	**0**	**-**	**-**	**0**	**916**

ANDRE HOLMES GAME-BY-GAME

2014, OAKLAND

				RECEIVING					RUSHING					TOTAL
Date	Opp.	GP	GS	Rec.	Yds	Avg.	Lg	TD	Att.	Yds	Avg.	Lg	TD	OFFENSE
9/7	at NYJ	1	0	0	0	-	-	0	0	0	-	-	0	0
9/14	Hou.	1	0	5	45	9.0	15	0	0	0	-	-	0	45
9/21	at NE	1	0	1	29	29.0	29	0	0	0	-	-	0	29
9/28	Mia.	1	1	5	74	14.8	22t	1	0	0	-	-	0	74
10/12	SD	1	1	4	121	30.3	77t	2	0	0	-	-	0	121
10/19	Ari.	1	1	3	34	11.3	18	0	0	0	-	-	0	34
10/26	at Cle.	1	1	5	69	13.8	31	1	0	0	-	-	0	69
11/2	at Sea.	1	1	2	28	14.0	17	0	0	0	-	-	0	28
11/9	Den.	1	1	0	0	-	-	0	0	0	-	-	0	0
11/16	at SD	1	1	2	19	9.5	10	0	0	0	-	-	0	19
11/20	KC	1	1	5	55	11.0	37	0	0	0	-	-	0	55
11/30	at StL.													
12/7	SF													
12/14	at KC													
12/21	Buf.													
12/28	at Den.													
Totals		**11**	**8**	**32**	**474**	**14.8**	**77t**	**4**	**0**	**0**	**-**	**-**	**0**	**474**

UPDATED BIOS - OFFENSE

Austin HOWARD

77

GUARD/TACKLE | 6-7 | 330 | NORTHERN IOWA
ACQUIRED: UFA-'14 (NYJ) | NFL EXP.: 5 | RAIDERS EXP.: 1
HOMETOWN: DAVENPORT, IOWA
BORN: 3/22/87

2014: (9/7) at NYJ: Made first career start at right guard in his Silver and Black debut...**(9/14) vs. Hou.:** Started at right guard and helped the offense gain 364 total yards of offense...Part of an offensive line that did not allow a sack of QB Derek Carr...**(9/21) at NE**: Started and helped the offensive line prevent a sack of Carr for the second straight game...**(9/28) vs. Mia.:** Started and helped the offense total over 300 yards for the second time this season...**(10/12) vs. SD:** Started and helped the offense total a season-high 396 yards of offense...Part of an offensive line that did not allow a sack for the fourth time this season, joining the 1970 Raiders' line as only units in team history to keep clean sheets in three of the first five games...**(10/19) vs. Ari.:** Started at right guard and helped the offensive line allow just one sack of Carr...Through Week 7, the offensive line ranks first in the NFL with only five sacks allowed...**(10/26) at Cle.:** Started at right guard in the loss at Cleveland...**(11/2) at Sea.:** Started in the loss at Seattle...**(11/9) vs. Den.:** Started and helped the line allow zero sacks for the fourth game this season...**(11/16) at SD:** Started at right guard in the loss to the Chargers...**(11/20) vs. KC:** Started and helped the offense total a season-high 179 rushing yards in the Raiders' first win of the season.

AUSTIN HOWARD'S GAMES PLAYED/STARTED

Year	Team	GP	GS
2010	Philadelphia	4	1
2011	Baltimore/NY Jets	0	0
2012	NY Jets	16	16
2013	NY Jets	16	16
2014	Oakland	11	11
Totals		**47**	**44**

UPDATED BIOS - OFFENSE



Gabe JACKSON

66

GUARD | 6-3 | 336 | MISSISSIPPI STATE
ACQUIRED: D3-'14 | NFL EXP.: R
HOMETOWN: LIBERTY, MISS.
BORN: 7/12/91

2014: Earned the starting job at left guard after a strong performance in training camp and the preseason...**(9/7) at NYJ:** Started at left guard in his NFL debut against the Jets on an offensive line that did not allow a sack through the first half...Had a 1-yard reception on a deflected pass from QB Derek Carr...**(9/14) vs. Hou.:** Started at left guard and helped the offense gain 364 total yards of offense...Part of an offensive line that did not allow a sack of Carr...**(9/21) at NE**: Started and helped the offensive line prevent a sack of Carr for the second straight game...**(9/28) vs. Mia.:** Started and helped the offense total over 300 yards for the second time this season...**(10/12) vs. SD:** Started and helped the offense total 396 yards...Helped prevent a single sack for the third time this season, joining the 1970 Raiders' line as only units in franchise history with three shutouts in the sack category through five games...**(10/19) vs. Ari.:** Started and helped the offensive line allow just one sack of Carr...Through Week 7, the Raiders offensive line leads the NFL with just five sacks allowed...**(10/26) at Cle.:** Started at left guard in the loss at Cleveland...**(11/2) at Sea.:** Started in the loss at Seattle... **(11/9) vs. Den.:** Inactive due to a knee injury...**(11/16) at SD:** Inactive for the second straight game with a knee injury...**(11/20) vs. KC:** Inactive.

GABE JACKON'S GAMES PLAYED/STARTED

Year	Team	GP	GS
2014	Oakland	8	8
Totals		**8**	**8**

UPDATED BIOS - OFFENSE



James JONES

89

WIDE RECEIVER | 6-1 | 200 | SAN JOSE STATE
ACQUIRED: UFA-'14 (GB) | NFL EXP.: 8 | RAIDERS EXP.: 1
HOMETOWN: SAN JOSE, CALIF.
BORN: 3/31/84

2014: (9/7) at NYJ: Made his Silver and Black debut, hauling in three passes for 34 yards (11.3 avg.) and one TD...Made a leaping one-handed catch in the end zone for a 30-yard TD, his first as a Raider, which pulled Raiders to within one score in the fourth quarter...**(9/14) vs. Hou.:** Led team in receiving with nine catches for 112 yards (12.4 avg.) and one TD... Had receptions on each of Raiders' final two offensive plays, including a 9-yard TD from QB Derek Carr...After a gain of 26 yards, recovered his own fumble and gained an additional 15 yards before eventually fumbling again inside Houston's 5-yard line...**(9/21) at NE**: Caught three of the five passes thrown his way for 43 yards (14.3 avg.) and a long of 18 yards...**(9/28) vs. Mia.:** Started for the first time this season and led both teams in receiving with six catches for 83 yards (13.8 avg.) including a long of 30 yards...**(10/12) vs. SD:** Finished with five catches for 56 yards (11.2 avg.) with one TD, his third of the season...Capped off an 11-play scoring drive with a third-down TD reception of six yards...**(10/19) vs. Ari.:** Started and totaled 35 yards on four receptions (8.8 avg.). ...**(10/26) at Cle.:** Started and caught six passes for 62 yards (10.3 avg.), making him the first Raider since LaMont Jordan (2005) with at least 35 receptions through seven games...**(11/2) at Sea.:** Saw action as a key reserve, catching three passes for 18 yards...**(11/9) vs. Den.:** Led the team with eight receptions and totaled 20 yards...**(11/16) at SD:** Started and caught two passes for 35 yards (17.5 avg.), including a 28-yarder late in the fourth quarter...**(11/20) vs. KC:** Hauled in a 9-yard TD to cap off the Raiders' 17-play, 80-yard game-winning drive and secure the team's first win of the season...Tied for team lead with five receptions, totaling 47 yards...Eclipsed the 50-reception mark for the third straight season and the 500-yard mark for the fifth straight season.

JAMES JONES' CAREER STATISTICS

				RECEIVING					RUSHING					TOTAL
Year	Team	GP	GS	Rec.	Yds	Avg.	Lg	TD	Att.	Yds	Avg.	Lg	TD	OFFENSE
2007	Green Bay	16	9	47	676	14.4	79t	2	0	0	-	-	0	676
2008	Green Bay	10	2	20	274	13.7	46	1	0	0	-	-	0	274
2009	Green Bay	16	3	32	440	13.8	74t	5	0	0	-	-	0	440
2010	Green Bay	16	3	50	679	13.6	66t	5	0	0	-	-	0	679
2011	Green Bay	16	0	38	635	16.7	70t	7	0	0	-	-	0	635
2012	Green Bay	16	16	64	784	12.3	49	14	0	0	-	-	0	784
2013	Green Bay	14	14	59	817	13.8	83t	3	0	0	-	-	0	817
2014	Oakland	11	6	54	545	10.1	42	4	0	0	-	-	0	545
Totals		**115**	**53**	**364**	**4,850**	**13.3**	**83t**	**41**	**0**	**0**	**-**	**-**	**0**	**4,850**
POSTSEASON														
2007	Green Bay	2	0	3	42	14.0	31	0	0	0	-	-	0	42
2009	Green Bay	1	0	3	50	16.7	30t	1	0	0	-	-	0	50
2010	Green Bay	4	1	11	144	13.1	34t	2	0	0	-	-	0	144
2011	Green Bay	1	0	1	16	16.0	16	0	0	0	-	-	0	16
2012	Green Bay	2	2	8	138	17.3	44	1	0	0	-	-	0	138
2013	Green Bay	1	1	2	20	10.0	11	0	0	0	-	-	0	20
Totals		**11**	**4**	**28**	**410**	**14.6**	**44**	**4**	**0**	**0**	**-**	**-**	**0**	**410**

JAMES JONES GAME-BY-GAME

2014, OAKLAND

				RECEIVING					RUSHING					TOTAL
Date	Opp.	GP	GS	Rec.	Yds	Avg.	Lg	TD	Att.	Yds	Avg.	Lg	TD	OFFENSE
9/7	at NYJ	1	0	3	34	11.3	30t	1	0	0	-	-	0	34
9/14	Hou.	1	0	9	112	12.4	42	1	0	0	-	-	0	112
9/21	at NE	1	0	3	43	14.3	18	0	0	0	-	-	0	43
9/28	Mia.	1	1	6	83	13.8	30	0	0	0	-	-	0	83
10/12	SD	1	1	5	56	11.2	18	1	0	0	-	-	0	56
10/19	Ari.	1	1	4	35	8.8	18	0	0	0	-	-	0	35
10/26	at Cle.	1	1	6	62	10.3	16	0	0	0	-	-	0	62
11/2	at Sea.	1	0	3	18	6.0	8	0	0	0	-	-	0	18
11/9	Den.	1	0	8	20	2.5	10	0	0	0	-	-	0	20
11/16	at SD	1	1	2	35	17.5	28	0	0	0	-	-	0	35
11/20	KC	1	1	5	47	9.4	17	1	0	0	-	-	0	47
11/30	at StL.													
12/7	SF													
12/14	at KC													
12/21	Buf.													
12/28	at Den.													
Totals		**11**	**6**	**54**	**545**	**10.1**	**42**	**4**	**0**	**0**	**-**	**-**	**0**	**545**

UPDATED BIOS - OFFENSE



Maurice JONES-DREW

21

RUNNING BACK | 5-7 | 210 | UCLA
ACQUIRED: UFA-'14 (Jac.) | NFL EXP.: 9 | RAIDERS EXP.: 1
HOMETOWN: ANTIOCH, CALIF.
BORN: 3/23/85

2014: (9/7) at NYJ: Started at running back in his Raiders debut, rushing for 11 yards on nine carries (1.2 avg.). ...Added 12 yards on two receptions (6.0 avg.)...Passed Freeman McNeil and Larry Csonka on the NFL's all-time rushing list, moving into 43rd place (8,082 yards)...**(9/14) vs. Hou.:** Inactive due to a hand injury...**(9/21) at NE**: Sat out second straight game with a hand injury...**(9/28) vs. Mia.:** Returned to action after missing two games with a hand injury...Rushed twice for one yard...Became fourth player in NFL history (Tom Brady, Anthony Dixon and Frank Gore) to attempt a rush in multiple games at Wembley Stadium...Added two receptions for two yards (1.0 avg.). ...**(10/12) vs. SD:** Saw action as a reserve running back, rushing for a season-high 30 yards on four carries (7.5 avg.) with a long run of 10 yards...Added one reception for 10 yards...**(10/19) vs. Ari.:** Rushed three times for six yards (2.0 avg.). ...**(10/26) at Cle.:** Saw action as the reserve running back, rushing six times for eight yards (1.3 avg.). ...Added six yards on one reception...**(11/2) at Sea.:** Recorded two rushes for -2 yards...Caught one pass for 11 yards, his longest of the season...**(11/9) vs. Den.:** Saw action at running back, totaling 10 yards on three rushing attempts (3.3 avg.). ...Recorded one reception for seven yards...**(11/16) at SD:** Rushed four times for six yards...**(11/20) vs. KC:** Recorded three carries for -1 yards.

MAURICE JONES-DREW'S CAREER STATISTICS

				RUSHING					RECEIVING					TOTAL
Year	Team	GP	GS	Att.	Yds	Avg.	Lg	TD	Rec.	Yds	Avg.	Lg	TD	OFFENSE
2006	Jacksonville	16	1	166	941	5.7	74t	13	46	436	9.5	51t	2	1,377
2007	Jacksonville	15	0	167	768	4.6	57t	9	40	407	10.2	43	0	1,175
2008	Jacksonville	16	3	197	824	4.2	46t	12	62	565	9.1	26	2	1,389
2009	Jacksonville	16	16	312	1,391	4.5	80t	15	53	374	7.1	19	1	1,765
2010	Jacksonville	14	14	299	1,324	4.4	37	5	34	317	9.3	75	2	1,641
2011	Jacksonville	16	16	343	1,606	4.7	56	8	43	374	8.7	48	3	1,980
2012	Jacksonville	6	5	86	414	4.8	59t	1	14	86	6.1	13	1	500
2013	Jacksonville	15	15	234	803	3.4	48	5	43	314	7.3	17	0	1,117
2014	Oakland	9	1	36	69	1.9	12	0	8	48	6.0	11	0	117
Totals		**123**	**71**	**1,840**	**8,140**	**4.4**	**80t**	**68**	**343**	**2,921**	**8.5**	**75**	**11**	**11,061**
POSTSEASON				**RUSHING**					**RECEIVING**					**TOTAL**
Year	**Team**	**GP**	**GS**	**Att.**	**Yds**	**Avg.**	**Lg**	**TD**	**Rec.**	**Yds**	**Avg.**	**Lg**	**TD**	**OFFENSE**
2007	Jacksonville	2	0	14	48	3.4	10t	1	7	92	13.1	43t	1	140
Totals		**2**	**0**	**14**	**48**	**3.4**	**10t**	**1**	**7**	**92**	**13.1**	**43t**	**1**	**140**

MAURICE JONES-DREW GAME-BY-GAME

2014, OAKLAND

				RUSHING					RECEIVING					TOTAL
Date	Opp.	GP	GS	Att.	Yds	Avg.	Lg	TD	Rec.	Yds	Avg.	Lg	TD	OFFENSE
9/7	at NYJ	1	1	9	11	1.2	12	0	2	12	6.0	10	0	23
9/14	Hou.				(INACTIVE - HAND)									
9/21	at NE				(INACTIVE - HAND)									
9/28	Mia.	1	0	2	1	0.5	1	0	2	2	1.0	2	0	3
10/12	SD	1	0	4	30	7.5	10	0	1	10	10.0	10	0	40
10/19	Ari.	1	0	3	6	2.0	3	0	0	0	-	-	0	6
10/26	at Cle.	1	0	6	8	1.3	4	0	1	6	6.0	6	0	14
11/2	at Sea.	1	0	2	-2	-2.0	0	0	1	11	11.0	11	0	9
11/9	Den.	1	0	3	10	3.3	6	0	1	7	7.0	7	0	17
11/16	at SD	1	0	4	6	1.5	2	0	0	0	-	-	0	6
11/20	KC	1	0	3	-1	-0.3	1	0	0	0	-	-	0	-1
11/30	at StL.													
12/7	SF													
12/14	at KC													
12/21	Buf.													
12/28	at Den.													
Totals		**9**	**1**	**36**	**69**	**1.9**	**12**	**0**	**8**	**48**	**6.0**	**11**	**0**	**117**

UPDATED BIOS - OFFENSE

Brian LEONHARDT

87

TIGHT END | 6-5 | 255 | BEMIDJI STATE
ACQUIRED: FA-'13 | NFL EXP.: 1 | RAIDERS EXP.: 1
HOMETOWN: BLAINE, MINN.
BORN: 4/2/90

2014: (9/7) at NYJ: Made NFL debut, seeing action as a reserve, against the Jets in the season opener...Caught his first career pass for 12 yards in the second quarter...**(9/14) vs. Hou.:** Saw significant action on offense and special teams...**(9/21) at NE**: Hauled in second career reception for seven yards in the first quarter...Played on special teams...**(9/28) vs. Mia.:** Caught his first career TD pass from Derek Carr on the game's opening drive, a 3-yard reception...Finished with just the one catch on the day for three yards and one TD...**(10/12) vs. SD:** Played on offense and special teams against the Chargers...**(10/19) vs. Ari.:** Made one reception for four yards...Added two special teams tackles...**(10/26) at Cle.:** Saw action on offense as a reserve and on special teams...**(11/2) at Sea.:** Made his first career start at tight end...Targeted once but did not record a catch...**(11/9) vs. Den.:** Started for the second straight game, catching one pass for five yards...**(11/16) at SD:** Caught one pass for four yards...**(11/20) vs. KC:** Started at tight end in the team's first victory of the season.

BRIAN LEONHARDT'S CAREER STATISTICS

				RECEIVING					RUSHING					TOTAL
Year	Team	GP	GS	Rec.	Yds	Avg.	Lg	TD	Att.	Yds	Avg.	Lg	TD	OFFENSE
2014	Oakland	11	3	6	35	5.8	12	1	0	0	-	-	0	35
Totals		**11**	**3**	**6**	**35**	**5.8**	**12**	**1**	**0**	**0**	**-**	**-**	**0**	**35**

BRIAN LEONHARDT GAME-BY-GAME

2014, OAKLAND

				RECEIVING					RUSHING					TOTAL
Date	Opp.	GP	GS	Rec.	Yds	Avg.	Lg	TD	Att.	Yds	Avg.	Lg	TD	OFFENSE
9/7	at NYJ	1	0	1	12	12.0	12	0	0	0	-	-	0	12
9/14	Hou.	1	0	0	0	-	-	0	0	0	-	-	0	0
9/21	at NE	1	0	1	7	7.7	7	0	0	0	-	-	0	7
9/28	Mia.	1	0	1	3	3.0	3t	1	0	0	-	-	0	3
10/12	SD	1	0	0	0	-	-	0	0	0	-	-	0	0
10/19	Ari.	1	0	1	4	4.0	4	0	0	0	-	-	0	4
10/26	at Cle.	1	0	0	0	-	-	0	0	0	-	-	0	0
11/2	at Sea.	1	1	0	0	-	-	0	0	0	-	-	0	0
11/9	Den.	1	1	1	5	5.0	5	0	0	0	-	-	0	5
11/16	at SD	1	0	1	4	4.0	4	0	0	0	-	-	0	4
11/20	KC	1	1	0	0	-	-	0	0	0	-	-	0	0
11/30	at StL.													
12/7	SF													
12/14	at KC													
12/21	Buf.													
12/28	at Den.													
Totals		**11**	**3**	**6**	**35**	**5.8**	**12**	**1**	**0**	**0**	**-**	**-**	**0**	**35**

UPDATED BIOS - OFFENSE

Matt McCANTS

73

TACKLE | 6-6 | 310 | UAB
ACQUIRED: FA-'13 | NFL EXP.: 2 | RAIDERS EXP.: 2
HOMETOWN: MOBILE, ALA.
BORN: 8/18/89

2014: Inactive for the first four games of the season: at NYJ (9/7), vs. Hou. (9/14), at NE (9/21) and vs. Mia. (9/28)...**(10/12) vs. SD:** Saw first action of the season as an extra offensive linemen, playing three snaps, and on special teams...**(10/19) vs. Ari.:** Saw his most extensive action of the season, playing five snaps on offense and contributing on special teams...**(10/26) at Cle.:** Inactive for the loss to the Browns...**(11/2) at Sea.:** Saw action as a reserve, playing one snap on offense...**(11/9) vs. Den.:** Saw action as an extra offensive lineman and on special teams...**(11/16) at SD:** Played on offense and on special teams...**(11/20) vs. KC:** Saw action on special teams and appeared in 11 plays as an extra offensive lineman.

MATT McCANTS' GAMES PLAYED/STARTED

Year	Team	GP	GS
2013	Oakland	13	3
2014	Oakland	6	0
Totals		**19**	**3**

UPDATED BIOS - OFFENSE



Darren McFADDEN

20

RUNNING BACK | 6-1 | 218 | ARKANSAS
ACQUIRED: D1-'08 | NFL EXP.: 7 | RAIDERS EXP.: 7
HOMETOWN: NORTH LITTLE ROCK, ARK.
BORN: 8/27/87

2014: (9/7) at NYJ: Saw significant action as the No. 2 running back and led the team in rushing...Gained 15 rushing yards on four carries (3.8 avg.). ...Added one reception for six yards (6.0 avg)...**(9/14) vs. Hou.:** Earned his first start of the season at running back...Rushed for 37 yards on 12 carries (3.1 avg.) with one TD...Scored team's first points of the game in the fourth quarter, running around the left end for a 1-yard score, his 24th career rushing TD...Added 31 yards on two receptions (15.5 avg.), including a long of 23 yards...**(9/21) at NE:** Started and led the team in rushing with 59 yards on 18 attempts (3.3 avg.). ...Had a potential game-tying rushing TD nullified by a holding penalty...Moved into sixth on the Raiders' all-time rushing list, passing Pete Banszak...Passed Tyrone Wheatley for sixth in franchise history with 917 attempts...Added four catches for six yards (1.5 avg.) including a long of nine yards...**(9/28) vs. Mia.:** Started third straight game and rushed for 40 yards on 11 attempts (3.6 avg.) with four receptions for 32 yards (8.0 avg.). ...Passed Justin Fargas (453) on franchise's all-time list for rushing attempts in home games, claiming sole possession of seventh place...**(10/12) vs. SD:** Rushed for a season-high 80 yards on 14 carries (5.7 avg.) with a long of 17 yards...**(10/19) vs. Ari.:** Started for the fifth straight game and amassed 48 yards on 14 carries (3.4 avg.) with one rushing TD, his second of the year...Scored his 25th career rushing TD, moving him past Charlie Smith for sole possession of eighth place in franchise history...Tied for ninth all-time with LaDainian Tomlinson, Clem Daniels and Michael Bush (nine each) for rushing TDs at O.co Coliseum...Had four receptions for seven yards (1.8 avg.) on the day...**(10/26) at Cle.:** Started and led the team with 12 carries for 59 yards (4.9 avg.). ...Added 26 yards on four receptions (6.5 avg.) in the game...Attempted his third career pass, an incompletion, out of the Wildcat formation in the first quarter...**(11/2) at Sea.:** Started and rushed for 20 yards on 13 carries...Added four receptions for a team-high 47 yards, including a long of 23...Passed Napoleon Kaufman for the fourth most rushing attempts in franchise history...**(11/9) vs. Den.:** Totaled 14 yards rushing on seven attempts...Became second Raider (Marcus Allen, 1982-88) with 100 rushing attempts in seven straight seasons...Tied for the third longest active streak in the NFL (Matt Forte)...Caught four passes for 22 yards, moving ahead of Clem Daniels (201) for third among Raider running backs...**(11/16) at SD:** Started and totaled 21 yards on eight rushing attempts (2.6 avg.). ...**(11/20) vs. KC:** Started and recorded 12 attempts for 29 yards (2.4 avg.). ...Added five yards on two receptions.

DARREN McFADDEN'S CAREER STATISTICS

				RUSHING					RECEIVING					TOTAL
Year	Team	GP	GS	Att.	Yds	Avg.	Lg	TD	Rec.	Yds	Avg.	Lg	TD	OFFENSE
2008	Oakland	13	5	113	499	4.4	50	4	29	285	9.8	27	0	784
2009	Oakland	12	7	104	357	3.4	28	1	21	245	11.7	48	0	602
2010	Oakland	13	13	223	1,157	5.2	57t	7	47	507	10.8	67t	3	1,664
2011	Oakland	7	7	113	614	5.4	70t	4	19	154	8.1	26	1	768
2012	Oakland	12	12	216	707	3.3	64t	2	42	258	6.1	20	1	965
2013	Oakland	10	7	114	379	3.3	30	5	17	108	6.4	16	0	487
2014	Oakland	11	10	125	422	3.4	17	2	31	188	6.1	23	0	610
Totals		**78**	**61**	**1,008**	**4,135**	**4.1**	**70t**	**25**	**206**	**1,745**	**8.5**	**67t**	**5**	**5,880**

DARREN McFADDEN GAME-BY-GAME

2014, OAKLAND

				RUSHING					RECEIVING					TOTAL
Date	Opp.	GP	GS	Att.	Yds	Avg.	Lg	TD	Rec.	Yds	Avg.	Lg	TD	OFFENSE
9/7	at NYJ	1	0	4	15	3.8	6	0	1	6	6.0	6	0	21
9/14	Hou.	1	1	12	37	3.1	10	1	2	31	15.5	23	0	68
9/21	at NE	1	1	18	59	3.3	10	0	4	6	1.5	9	0	65
9/28	Mia.	1	1	11	40	3.6	12	0	4	32	8.0	16	0	72
10/12	SD	1	1	14	80	5.7	17	0	2	6	3.0	5	0	86
10/19	Ari.	1	1	14	48	3.4	15	1	4	7	1.8	3	0	55
10/26	at Cle.	1	1	12	59	4.9	15	0	4	26	6.5	10	0	85
11/2	at Sea.	1	1	13	20	1.5	9	0	4	47	11.8	23	0	67
11/9	Den.	1	1	7	14	2.0	6	0	4	22	5.5	7	0	36
11/16	at SD	1	1	8	21	2.6	5	0	0	0	-	-	0	21
11/20	KC	1	1	12	29	2.4	7	0	2	5	2.5	3	0	34
11/30	at StL.													
12/7	SF													
12/14	at KC													
12/21	Buf.													
12/28	at Den.													
Totals		**11**	**10**	**125**	**422**	**3.4**	**17**	**2**	**31**	**188**	**6.1**	**23**	**0**	**610**

UPDATED BIOS - OFFENSE

Matt McGLOIN

14

QUARTERBACK | 6-1 | 210 | PENN STATE
ACQUIRED: FA-'13 | NFL EXP.: 2 | RAIDERS EXP.: 2
HOMETOWN: SCRANTON, PA.
BORN: 12/2/89

2014: Inactive for the first two games of the season, at NYJ (9/7) and vs. Hou. (9/14)...**(9/21) at NE**: Dressed as the team's backup quarterback but did not see game action...**(9/28) vs. Mia.:** Saw first action of the season in relief of an injured Derek Carr...Completed 12 of 19 passes for 129 yards, one TD and two INTs...Threw a 22-yard TD pass to Andre Holmes in the fourth quarter, the ninth of his career...**(10/12) vs. SD:** Inactive as the team's third quarterback...**(10/19) vs. Ari.:** Inactive for the fourth time this season...**(10/26) at Cle.:** Inactive for the loss to the Browns...**(11/2) at Sea.:** Inactive... **(11/9) vs. Den.:** Inactive...**(11/16) at SD:** Inactive...**(11/20) vs. KC:** Inactive.

MATT McGLOIN'S CAREER STATISTICS

			PASSING										RUSHING				
Year	Team	GP	GS	Att.	Cmp.	Yds	Pct.	Yds/Att.	TD	Int.	Lg	Sk/Lst	Rtg.	Att.	Yds	Avg.	Lg	TD
2013	Oakland	7	6	211	118	1,547	55.9	7.3	8	8	52	6/53	76.1	11	27	2.5	20	0
2014	Oakland	1	1	19	12	129	63.2	6.8	1	2	29	1/8	61.0	2	3	1.5	3	0
Totals		**8**	**6**	**230**	**130**	**1,676**	**56.4**	**7.3**	**9**	**10**	**52**	**7/61**	**74.5**	**13**	**30**	**2.3**	**20**	**0**

MATT McGLOIN GAME BY GAME

2014, OAKLAND

		PASSING												RUSHING				
Date	Opp.	GP	GS	Att.	Cmp.	Yds	Pct.	Yds/Att.	TD	Int.	Lg	Sk/Lst	Rtg.	Att.	Yds	Avg.	Lg	TD
9/7	at NYJ	(INACTIVE)																
9/14	Hou.	(INACTIVE)																
9/21	at NE	(DID NOT PLAY)																
9/28	Mia.	1	0	19	12	129	63.2	6.8	1	2	29	1/8	61.0	2	3	1.5	3	0
10/12	SD	(INACTIVE)																
10/19	Ari.	(INACTIVE)																
10/26	at Cle.	(INACTIVE)																
11/2	at Sea.	(INACTIVE)																
11/9	Den.	(INACTIVE)																
11/16	at SD	(INACTIVE)																
11/20	KC	(INACTIVE)																
11/30	at StL.																	
12/7	SF																	
12/14	at KC																	
12/21	Buf.																	
12/28	at Den.																	
Totals		**1**	**0**	**19**	**12**	**129**	**63.2**	**6.8**	**1**	**2**	**29**	**1/8**	**61.0**	**2**	**3**	**1.5**	**3**	**0**

UPDATED BIOS - OFFENSE

Denarius MOORE

17

WIDE RECEIVER | 6-0 | 190 | TENNESSEE
ACQUIRED: D5-'11 | NFL EXP.: 4 | RAIDERS EXP.: 4
HOMETOWN: TATUM, TEXAS
BORN: 12/9/88

2014: (9/7) at NYJ: Started the season opener, catching two passes for eight yards (4.0 avg.) from QB Derek Carr...**(9/14) vs. Hou.:** Saw action as a reserve in the home opener, catching three passes for 29 yards (9.7 avg.). ...**(9/21) at NE:** Earned second start of the season and tied for the team lead with seven targets...Finished with three receptions for 23 yards (7.7 avg.). ...**(9/28) vs. Mia.:** Inactive against the Dolphins...**(10/12) vs. SD:** Saw action at wide receiver and caught one pass for nine yards...**(10/19) vs. Ari.:** Made one reception for a season-long 13 yards...Returned one punt for three yards...**(10/26) at Cle.:** Caught one pass for five yards...Returned a punt for 1-yard late in the fourth quarter...**(11/2) at Sea.:** Saw action on offense and special teams, returning one punt for 23 yards...**(11/9) vs. Den.:** Hauled in a season-long 28-yard reception, his only catch of the day...Recorded his first rush of the season for one yard...Returned one punt for four yards...**(11/16) at SD:** Served as the team's punt returner, bringing back three punts for seven yards (2.3 avg.). ...**(11/20) vs. KC:** Saw action on special teams, returning one punt for no gain.

DENARIUS MOORE'S CAREER STATISTICS

				RECEIVING					RUSHING					TOTAL
Year	Team	GP	GS	Rec.	Yds	Avg.	Lg	TD	Att.	Yds	Avg.	Lg	TD	OFFENSE
2011	Oakland	13	10	33	618	18.7	78	5	5	61	12.2	25	1	679
2012	Oakland	15	15	51	741	14.5	58	7	1	-5	-5.0	-5	0	736
2013	Oakland	13	10	46	695	15.1	73t	5	0	0	-	-	0	695
2014	Oakland	9	2	12	115	9.6	28	0	1	1	1	1.0	0	116
Totals		**50**	**37**	**142**	**2,169**	**15.3**	**78**	**17**	**7**	**57**	**8.1**	**25**	**1**	**2,226**

		KICKOFF RETURNS					PUNT RETURNS					
Year	Team	No.	Yds	Avg.	Lg	TD	No.	FC	Yds	Avg.	Lg	TD
2011	Oakland	2	37	18.5	20	0	25	7	216	8.6	34	0
2012	Oakland	0	0	-	-	0	9	4	32	3.6	19	0
2014	Oakland	0	0	-	-	0	8	6	38	4.8	23	0
Totals		**2**	**37**	**18.5**	**38**	**0**	**42**	**17**	**286**	**6.8**	**34**	**0**

DENARIUS MOORE GAME-BY-GAME

2014, OAKLAND

				RECEIVING					RUSHING					TOTAL
Date	Opp.	GP	GS	Rec.	Yds	Avg.	Lg	TD	Att.	Yds	Avg.	Lg	TD	OFFENSE
9/7	at NYJ	1	1	2	8	4.0	8	0	0	0	-	-	0	8
9/14	Hou.	1	0	3	29	9.7	12	0	0	0	-	-	0	29
9/21	at NE	1	1	3	23	7.7	11	0	0	0	-	-	0	23
9/28	Mia.						(INACTIVE)							
10/12	SD	1	0	1	9	9.0	9	0	0	0	-	-	0	9
10/19	Ari.	1	0	1	13	13.0	13	0	0	0	-	-	0	13
10/26	at Cle.	1	0	1	5	5.0	5	0	0	0	-	-	0	5
11/2	at Sea.	1	0	0	0	-	-	0	0	0	-	-	0	0
11/9	Den.	1	0	1	28	28.0	28	0	1	1	1.0	1	0	29
11/16	at SD	1	0	0	0	-	-	0	0	0	-	-	0	0
11/20	KC	1	0	0	0	-	-	0	0	0	-	-	0	0
11/30	at StL.													
12/7	SF													
12/14	at KC													
12/21	Buf.													
12/28	at Den.													
Totals		**10**	**2**	**12**	**115**	**9.6**	**28**	**0**	**1**	**1**	**1.0**	**1**	**0**	**116**

UPDATED BIOS - OFFENSE



Latavius MURRAY

28

RUNNING BACK | 6-3 | 225 | UCF
ACQUIRED: D1-'08 | NFL EXP.: 2 | RAIDERS EXP.: 2
HOMETOWN: NEDROW, N.Y.
BORN: 1/18/90

2014: (9/7) at NYJ: Saw action primarily on special teams in his NFL debut...Served as the Raiders' kick returner, bringing back three kickoffs for 67 yards (22.3 avg.)...Returned the opening kick of the second half 38 yards to set up the offense at its own 41-yard line...**(9/14) vs. Hou.:** Had his first career rushing attempt, a 6-yard gain, in the fourth quarter...Returned four kickoffs for 103 yards (25.8 avg.) with a long of 29 yards...**(9/21) at NE:** Saw action as a reserve running back and as kick returner...Rushed three times for one yard (0.3 avg.). ...**(9/28) vs. Mia.:** Set new career highs for kickoff returns and kickoff return yards with five returns for 112 yards (22.4 avg.), including a 32-yard return on the opening kickoff...**(10/12) vs. SD:** Saw action on special teams...**(10/19) vs. Ari.:** Saw action on special teams...**(10/26) at Cle.:** Participated in a dozen plays on special teams...**(11/2) at Sea.:** Caught the first two passes of his career for a total of 12 yards...Set new career long with a 13-yard catch...**(11/9) vs. Den.:** Rushed twice for four yards...Caught one pass for seven yards...Brought back two kickoffs for 48 yards (24.0 avg.). ...**(11/16) at SD:** Posted four carries for 43 yards (10.8 avg.), leading the team in rushing...Added three receptions for 16 yards, both personal bests...Added four kickoff returns for 75 yards...**(11/20) vs. KC:** Posted 112 yards on four attempts (28.0 avg.) and his first two career touchdowns, an 11-yard score in the first quarter and a 90-yard scamper up the middle in the second quarter...First player in NFL history with to gain at least 110 rushing yards on five-or-fewer carries...Scored first two rushing touchdowns the Chiefs allowed in their last 12 games...90-yard run is the fourth longest run in Raiders history...First 100-yard rusher for the Raiders since Marcel Reece (123 at NYJ, 12/8/13)...First 100-yard, two-TD performance in a half since Rashad Jennings (12/15/13 vs. KC)...Second straight game with two rushes of 10-plus yards...Left game in the second quarter with a concussion.

LATAVIUS MURRAY'S CAREER STATISTICS

		RUSHING							RECEIVING					TOTAL
Year	Team	GP	GS	Att.	Yds	Avg.	Lg	TD	Rec.	Yds	Avg.	Lg	TD	OFFENSE
2014	Oakland	11	0	14	166	11.9	90t	2	6	35	5.8	13	0	201
Totals		**11**	**0**	**14**	**166**	**11.9**	**90t**	**2**	**6**	**35**	**5.8**	**13**	**0**	**201**

		KICKOFF RETURNS					PUNT RETURNS					
Year	Team	No.	Yds	Avg.	Lg	TD	No.	FC	Yds	Avg.	Lg	TD
2014	Oakland	18	405	22.5	38	0	0	0	0	-	-	0
Totals		**18**	**405**	**22.5**	**38**	**0**	**0**	**0**	**0**	**-**	**-**	**0**

LATAVIUS MURRAY GAME-BY-GAME

2014, OAKLAND

		RUSHING							RECEIVING					TOTAL
Date	Opp.	GP	GS	Att.	Yds	Avg.	Lg	TD	Rec.	Yds	Avg.	Lg	TD	OFFENSE
9/7	at NYJ	1	0	0	0	-	-	0	0	0	-	-	0	0
9/14	Hou.	1	0	1	6	6.0	6	0	0	0	-	-	0	6
9/21	at NE	1	0	3	1	0.3	1	0	0	0	-	-	0	1
9/28	Mia.	1	0	0	0	-	-	0	0	0	-	-	0	0
10/12	SD	1	0	0	0	-	-	0	0	0	-	-	0	0
10/19	Ari.	1	0	0	0	-	-	0	0	0	-	-	0	0
10/26	at Cle.	1	0	0	0	-	-	0	0	0	-	-	0	0
11/2	at Sea.	1	0	0	0	-	-	0	2	12	6.0	13	0	12
11/9	Den.	1	0	2	4	2.0	3	0	1	7	7.0	7	0	11
11/16	at SD	1	0	4	43	10.8	23	0	3	16	5.3	10	0	59
11/20	KC	1	0	4	112	28.0	90t	2	0	0	-	-	0	112
11/30	at StL.													
12/7	SF													
12/14	at KC													
12/21	Buf.													
12/28	at Den.													
Totals		**11**	**0**	**14**	**166**	**11.9**	**90t**	**2**	**6**	**35**	**5.8**	**13**	**0**	**201**

UPDATED BIOS - OFFENSE



Jamize OLAWALE

49

FULLBACK/RUNNING BACK | 6-1 | 235 | NORTH TEXAS
ACQUIRED: FA-'12 | NFL EXP.: 2 | RAIDERS EXP.: 2
HOMETOWN: LONG BEACH, CALIF.
BORN: 4/17/89

2014: (9/7) at NYJ: Played in the season opener against the Jets, seeing action primarily on special teams...**(9/14) vs. Hou.:** Saw action at fullback and on special teams in the home opener...**(9/21) at NE:** Caught his first pass of the season, a 4-yard reception from QB Derek Carr...Saw significant action on special teams...**(9/28) vs. Mia.:** Had first rushing attempt of the season go for no gain...**(10/12) vs. SD:** Played 10 snaps on offense and saw action on special teams...Caught one pass for five yards...**(10/19) vs. Ari.:** Saw most extensive action of the season with Marcel Reece inactive due to injury...Caught one pass for a 7-yard gain...**(10/26) at Cle.:** Returned to his reserve role supporting Reece...Rushed one time for no gain...**(11/2) at Sea.:** Saw extensive action on special teams and played six snaps on offense...**(11/9) vs. Den.:** Saw action on special teams...**(11/16) at SD:** Played on special teams...**(11/20) vs. KC:** Saw action on offense and special teams...Served as the lead blocker during much of the Raiders' game-winning drive, helping Marcel Reece total 30 rushing yards on the team's final possession.

JAMIZE OLAWALE'S CAREER STATISTICS

				RUSHING					RECEIVING					TOTAL
Year	Team	GP	GS	Att.	Yds	Avg.	Lg	TD	Rec.	Yds	Avg.	Lg	TD	OFFENSE
2012	Dal./Oak.	3	0	0	0	-	-	0	0	0	-	-	0	0
2013	Oakland	16	1	3	6	2.0	4	0	7	63	9.0	25	0	69
2014	Oakland	11	0	2	0	0.0	0	0	3	16	5.3	7	0	16
Totals		**30**	**1**	**5**	**6**	**1.2**	**4**	**0**	**10**	**79**	**7.9**	**25**	**0**	**85**

JAMIZE OLAWALE GAME-BY-GAME

2014, OAKLAND

				RUSHING					RECEIVING					TOTAL
Date	Opp.	GP	GS	Att.	Yds	Avg.	Lg	TD	Rec.	Yds	Avg.	Lg	TD	OFFENSE
9/7	at NYJ	1	0	0	0	-	-	0	0	0	-	-	0	0
9/14	Hou.	1	0	0	0	-	-	0	0	0	-	-	0	0
9/21	at NE	1	0	0	0	-	-	0	1	4	4.0	4	0	4
9/28	Mia.	1	0	1	0	0.0	0	0	0	0	-	-	0	0
10/12	SD	1	0	0	0	-	-	0	1	5	5.0	5	0	5
10/19	Ari.	1	0	0	0	-	-	0	1	7	7.0	7	0	7
10/26	at Cle.	1	0	1	0	0.0	0	0	0	0	-	-	0	0
11/2	at Sea.	1	0	0	0	-	-	0	0	0	-	-	0	0
11/9	Den.	1	0	0	0	-	-	0	0	0	-	-	0	0
11/16	at SD	1	0	0	0	-	-	0	0	0	-	-	0	0
11/20	KC	1	0	0	0	-	-	0	0	0	-	-	0	0
11/30	at StL.													
12/7	SF													
12/14	at KC													
12/21	Buf.													
12/28	at Den.													
Totals		**11**	**0**	**2**	**0**	**0.0**	**0**	**0**	**3**	**16**	**5.3**	**7**	**0**	**16**

UPDATED BIOS - OFFENSE

Donald PENN

72

TACKLE | 6-4 | 340 | UTAH STATE
ACQUIRED: FA-'14 | NFL EXP.: 9 | RAIDERS EXP.: 1
HOMETOWN: INGLEWOOD, CALIF.
BORN: 4/27/83

2014: (9/7) at NYJ: Started at left tackle in his first game wearing the Silver and Black, carrying his streak of consecutive games played into its eighth season...**(9/14) vs. Hou.:** Started at left tackle and helped the offense total 364 yards of offense...Part of an offensive line that did not allow a sack of rookie QB Derek Carr...**(9/21) at NE:** Started and helped the offensive line prevent a sack of Carr for the second straight game...**(9/28) vs. Mia.:** Started and helped the offense total over 300 yards for the second time this season...**(10/12) vs. SD:** Started and helped the offense total 396 yards...Helped prevent a single sack for the third time this season, joining the 1970 Raiders' line as only units in franchise history with three shutouts in the sack category through five games...**(10/19) vs. Ari.:** Helped the offensive line give up just one sack to the Cardinals...Through Week 7, the Raiders offensive ranks first in the NFL with only five sacks allowed...**(10/26) at Cle.:** Started at left tackle in the loss to the Browns...**(11/2) at Sea.:** Started in the loss at Seattle...**(11/9) vs. Den.:** Started and helped the line allow zero sacks for the fourth game this season...**(11/16) at SD:** Started at left guard...**(11/20) vs. KC:** Started and helped the offense total a season-high 179 rushing yards in his first victory as a Raider.

DONALD PENN'S GAMES PLAYED/STARTED

Year	Team	GP	GS
2007	Tampa Bay	16	12
2008	Tampa Bay	16	16
2009	Tampa Bay	16	16
2010	Tampa Bay	16	16
2011	Tampa Bay	16	16
2012	Tampa Bay	16	16
2013	Tampa Bay	16	16
2014	Oakland	11	11
Totals		**123**	**119**
2007	Tampa Bay	1	1
Postseason		**1**	**1**

UPDATED BIOS - OFFENSE



Marcel REECE

45

FULLBACK | 6-1 | 250 | WASHINGTON
ACQUIRED: FA-'08 | NFL EXP.: 5 | RAIDERS EXP.: 5
HOMETOWN: INGLEWOOD, CALIF.
BORN: 6/23/85

2014: (9/7) at NYJ: Started at fullback in the season opener against New York...Was the target of QB Derek Carr's first NFL pass, a completion for no gain...Had one rush attempt for zero yards...Caught two passes from Carr for one yard...**(9/14) vs. Hou.:** Started and caught one pass for 11 yards... **(9/21) at NE:** Started and tied for the team lead with seven targets...Hauled in three passes for 19 yards (6.3 avg.)... Added seven yards on sole rushing attempt in the game...Assisted on a special teams tackle...**(9/28) vs. Mia.:** Started and contributed five yards on one reception...**(10/12) vs. SD:** Started his 50th career game...Rushed once for two yards and added 11 yards on his lone reception in the game...**(10/19) vs. Ari.:** Inactive due to a quad injury...**(10/26) at Cle.:** Returned to action after missing the previous game with a quad injury...Caught five passes for 34 yards (6.8 avg.) including a season long of 19 yards...**(11/2) at Sea.:** Started and recorded one carry for 10 yards, his longest of the season...Added one catch for 12 yards... **(11/9) vs. Den.:** Caught two passes for six yards...Recorded one rushing attempt for three yards...**(11/16) at SD:** Started and recorded one attempt for one yard...Added two receptions for -4 yards...**(11/20) vs. KC:** Posted his best offensive performance of the season, setting season highs with eight carries for 37 yards (4.6 avg.)...Caught one pass for eight yards...Played a key role on the team's 17-play, 80-yard game-winning drive, serving as the primary back and picking up 30 rushing yards.

MARCEL REECE'S CAREER STATISTICS

				RUSHING					RECEIVING					TOTAL
Year	Team	GP	GS	Att.	Yds	Avg.	Lg	TD	Rec.	Yds	Avg.	Lg	TD	OFFENSE
2009	Oakland	2	0	0	0	-	-	0	2	20	10.0	11	0	20
2010	Oakland	16	10	30	122	4.1	31	1	25	333	13.3	73t	3	455
2011	Oakland	12	6	17	112	6.6	26	0	27	301	11.1	47	2	413
2012	Oakland	16	14	59	271	4.6	17	0	52	496	9.5	56	1	767
2013	Oakland	16	15	46	218	4.7	63t	2	32	331	10.3	45	2	549
2014	Oakland	10	10	14	60	4.3	10	0	19	103	5.4	19	0	163
Totals		**72**	**55**	**166**	**783**	**4.7**	**63t**	**3**	**157**	**1,584**	**10.1**	**73t**	**8**	**2,367**

MARCEL REECE GAME-BY-GAME

2014, OAKLAND

				RUSHING					RECEIVING					TOTAL
Date	Opp.	GP	GS	Att.	Yds	Avg.	Lg	TD	Rec.	Yds	Avg.	Lg	TD	OFFENSE
9/7	at NYJ	1	1	1	0	0.0	0	0	2	1	0.5	1	-	1
9/14	Hou.	1	1	0	0	-	-	0	1	11	11.0	11	0	11
9/21	at NE	1	1	1	7	7.0	7	0	3	19	6.3	12	0	26
9/28	Mia.	1	1	0	0	-	-	0	1	5	5.0	5	0	5
10/12	SD	1	1	1	2	2.0	2	0	1	11	11.0	11	0	13
10/19	Ari.						(INACTIVE - QUAD)							
10/26	at Cle.	1	1	0	0	-	-	0	5	34	6.8	19	0	34
11/2	at Sea.	1	1	1	10	10.0	10	0	1	12	12.0	12	0	22
11/9	Den.	1	1	1	3	3.0	3	0	2	6	3.0	6	0	9
11/16	at SD	1	1	1	1	1.0	1	0	2	-4	-2.0	0	0	-3
11/20	KC	1	1	8	37	4.6	9	0	1	8	8.0	8	0	45
11/30	at StL.													
12/7	SF													
12/14	at KC													
12/21	Buf.													
12/28	at Den.													
Totals		**10**	**10**	**14**	**60**	**4.3**	**10**	**0**	**19**	**103**	**5.4**	**19**	**0**	**163**

UPDATED BIOS - OFFENSE

Mychal RIVERA

81

TIGHT END | 6-3 | 245 | TENNESSEE
ACQUIRED: D6C-'13 | NFL EXP.: 2 | RAIDERS EXP.: 2
HOMETOWN: VALENCIA, CALIF.
BORN: 9/8/90

2014: (9/7) at NYJ: Earned the start at tight end in the season opener...Caught three passes for 31 yards (10.3 avg.) from rookie QB Derek Carr... **(9/14) vs. Hou.:** Started at tight end and caught five passes for 31 yards (6.2 avg.). ...Tied single-game high with five catches...Second time in career he has had five receptions against the Texans...**(9/21) at NE:** Started and caught two passes for 11 yards (5.5 avg.) including an 8-yard reception to move the sticks on the team's first third-down attempt...**(9/28) vs. Mia.:** Started and totaled 10 yards on two receptions (5.0 avg.). ...**(10/12) vs. SD:** Started and was targeted three times in the game, but did not record a catch...**(10/19) vs. Ari.:** Started and made one catch for 18 yards...Eclipsed the 500-yard mark for his career, becoming just the 15th Raider tight end to reach that milestone...**(10/26) at Cle.:** Led the team in receptions with seven and receiving yards with 83 (11.9 avg.). ...Made an acrobatic over-the-shoulder catch down the middle of the field for 22 yards...**(11/2) at Sea.:** Recorded his first career multi-TD game, catching two 1-yard TD passes from Carr...The first score came on a fourth-and-goal play, and the second came on third-and-goal...Finished with a career-high eight catches for 38 yards (4.8 avg.) and two TDs...**(11/9) vs. Den.:** Led the team with 64 receiving yards on six catches (10.7 avg.) with a TD...Scored on an 18-yard pass from Derek Carr late in the fourth quarter...**(11/16) at SD:** Caught three passes for the fourth straight game, finishing with three receptions for 40 yards (13.3 avg.), including a season-long 33-yard catch...**(11/20) vs. KC:** Posted one reception for eight yards...Picked up an important first down on third-and-6 during the Raiders' 17-play, 80-yard game-winning drive.

MYCHAL RIVERA'S CAREER STATISTICS

				RECEIVING					RUSHING					TOTAL
Year	Team	GP	GS	Rec.	Yds	Avg.	Lg	TD	Att.	Yds	Avg.	Lg	TD	OFFENSE
2013	Oakland	16	3	38	407	10.7	37	4	0	0	-	-	0	407
2014	Oakland	11	6	38	334	8.8	33	3	0	0	-	-	0	334
Totals		**27**	**9**	**76**	**741**	**9.8**	**37**	**7**	**0**	**0**	**-**	**-**	**0**	**741**

MYCHAL RIVERA GAME-BY-GAME

2014, OAKLAND

				RECEIVING					RUSHING					TOTAL
Date	Opp.	GP	GS	Rec.	Yds	Avg.	Lg	TD	Att.	Yds	Avg.	Lg	TD	OFFENSE
9/7	at NYJ	1	1	3	31	10.3	13	0	0	0	-	-	0	31
9/14	Hou.	1	1	5	31	6.2	10	0	0	0	-	-	0	31
9/21	at NE	1	1	2	11	5.5	8	0	0	0	-	-	0	11
9/28	Mia.	1	1	2	10	5.0	6	0	0	0	-	-	0	10
10/12	SD	1	1	0	0	-	-	0	0	0	-	-	0	0
10/19	Ari.	1	1	1	18	18.0	18	0	0	0	-	-	0	18
10/26	at Cle.	1	0	7	83	11.9	22	0	0	0	-	-	0	83
11/2	at Sea.	1	0	8	38	4.8	16	2	0	0	-	-	0	38
11/9	Den.	1	0	6	64	10.7	25	1	0	0	-	-	0	64
11/16	at SD	1	0	3	40	13.3	33	0	0	0	-	-	0	40
11/20	KC	1	0	1	8	8.0	8	0	0	0	-	-	0	8
11/30	at StL.													
12/7	SF													
12/14	at KC													
12/21	Buf.													
12/28	at Den.													
Totals		**11**	**6**	**38**	**334**	**8.8**	**33**	**3**	**0**	**0**	**-**	**-**	**0**	**334**

UPDATED BIOS - OFFENSE

Matt SCHAUB

8

QUARTERBACK | 6-6 | 235 | VIRGINIA
ACQUIRED: TR-'14 (Hou.) | NFL EXP.: 11 | RAIDERS EXP.: 1
HOMETOWN: WEST CHESTER, PA.
BORN: 6/25/81

2014: (9/7) at NYJ: Was active but did not play against the Jets in his first game as a Raider...**(9/14) vs. Hou.:** Active but did not play in his first meeting with his former team...**(9/21) at NE:** Inactive for non-football reasons...**(9/28) vs. Mia.:** Inactive for second straight game due to non-football reasons. ..**(10/12) vs. SD:** Returned to his role as the team's second-string quarterback after being excused from the last two games due to personal matters... Did not play against the Chargers...**(10/19) vs. Ari.:** Made his Silver and Black debut as the holder on two Sebastian Janikowski field-goal attempts and one extra-point attempt...**(10/26) at Cle.:** Recorded his first pass as a Raider, an interception, on a fake field-goal attempt on Oakland's first possession...**(11/2) at Sea.:** Saw action as the holder on two Janikowski field-goal attempts and three extra-point tries...**(11/9) vs. Den.:** Held for Janikowski on one field-goal attempt and two extra-point tries...**(11/16) at SD:** Held on two Janikowski field-goal attempts...**(11/20) vs. KC:** Held for a 40-yard field-goal conversion and three extra-point attempts.

MATT SCHAUB'S CAREER STATISTICS

			PASSING										RUSHING				
Year	Team	GP	GS	Att.	Cmp.	Yds	Pct.	Yds/Att.	TD	Int.	Lg	Sk/Lst	Rtg.	Att.	Yds	Avg.	Lg	TD
2004	Atlanta	6	1	70	33	330	47.1	4.71	1	4	59	4/14	42.0	8	26	3.3	11	0
2005	Atlanta	16	1	64	33	495	51.6	7.73	4	0	53	6/27	98.1	9	76	8.4	23	0
2006	Atlanta	16	0	27	18	208	66.7	7.70	1	2	47	2/8	71.2	7	21	3.0	19	0
2007	Houston	11	11	289	192	2,241	66.4	7.75	9	9	77t	16/126	87.2	17	52	3.1	12	0
2008	Houston	11	11	380	251	3,043	66.1	8.01	15	10	65	23/149	92.7	31	68	2.2	10	2
2009	Houston	16	16	583	396	4,770	67.9	8.18	29	15	72t	25/149	98.6	48	57	1.2	19	0
2010	Houston	16	16	574	365	4,370	63.6	7.61	24	12	60	32/226	92.0	22	28	1.3	8	0
2011	Houston	10	10	292	178	2,479	61.0	8.49	15	6	80t	16/98	96.8	15	9	0.6	3	2
2012	Houston	16	16	544	350	4,008	64.3	7.37	22	12	60t	27/216	90.7	21	-9	-0.4	8	0
2013	Houston	10	8	358	219	2,310	61.2	6.45	10	14	46	21/162	73.0	5	24	4.8	7	0
2014	Oakland	6	0	1	0	0	0.0	0.00	0	1	0	0/0	0.0	0	0	-	-	0
Totals		**134**	**90**	**3,182**	**2,035**	**24,254**	**64.0**	**7.62**	**130**	**85**	**80t**	**172/1,175**	**89.6**	**183**	**352**	**1.9**	**23**	**4**
2004	Atlanta	1	0	0	0	0	-	-	0	0	-	0/0	0.0	0	0	-	-	0
2012	Houston	2	2	89	63	605	70.8	6.80	2	2	28	1/9	87.5	5	2	0.4	2	0
Postseason		**3**	**2**	**89**	**63**	**605**	**70.8**	**6.80**	**2**	**2**	**28**	**1/9**	**87.5**	**5**	**2**	**0.4**	**2**	**0**

MATT SCHAUB GAME BY GAME

2014, OAKLAND

				PASSING										RUSHING				
Date	Opp.	GP	GS	Att.	Cmp.	Yds	Pct.	Yds/Att.	TD	Int.	Lg	Sk/Lst	Rtg.	Att.	Yds	Avg.	Lg	TD
9/7	at NYJ						(DID NOT PLAY)											
9/14	Hou.						(DID NOT PLAY)											
9/21	at NE						(INACTIVE - NON-FOOTBALL)											
9/28	Mia.						(INACTIVE - NON FOOTBALL)											
10/12	SD						(DID NOT PLAY)											
10/19	Ari.	1	0	0	0	0	-	-	0	0	-	0/0	-	0	0	-	-	0
10/26	at Cle.	1	0	1	0	0	0.0	0.00	0	1	0	0/0	0.0	0	0	-	-	0
11/2	at Sea.	1	0	0	0	0	-	-	0	0	-	0/0	-	0	0	-	-	0
11/9	Den.	1	0	0	0	0	-	-	0	0	-	0/0	-	0	0	-	-	0
11/16	at SD	1	0	0	0	0	-	-	0	0	-	0/0	-	0	0	-	-	0
11/20	KC	1	0	0	0	0	-	-	0	0	-	0/0	-	0	0	-	-	0
11/30	at StL.																	
12/7	SF																	
12/14	at KC																	
12/21	Buf.																	
12/28	at Den.																	
Totals		**6**	**0**	**1**	**0**	**0**	**0.0**	**0.00**	**0**	**1**	**0**	**0/0**	**0.0**	**0**	**0**	**-**	**-**	**0**

UPDATED BIOS - OFFENSE



Rod STREATER

80

WIDE RECEIVER | 6-3 | 195 | TEMPLE
ACQUIRED: FA-'12 | NFL EXP.: 3 | RAIDERS EXP.: 3
HOMETOWN: BURLINGTON, N.J.
BORN: 2/9/88

2014: (9/7) at NYJ: Started the season opener against the Jets and led the team in receiving...Finished with five receptions for 46 yards (9.2 avg.) and one TD...Was the recipient of rookie QB Derek Carr's first career TD pass, a 12-yard strike on third down in the first quarter...TD catch was also his 100th career reception...Passed Fred Biletnikoff (1,479) and moved into eighth place in franchise history for receiving yards in his first three seasons... Became the eighth Raider to record at least 1,500 receiving yards in his first three season...**(9/14) vs. Hou.:** Started in the home opener, catching one pass for six yards...Did not play in the second half due to a hip flexor...**(9/21) at NE:** Started and caught all three passes thrown his way for 32 yards (10.7 avg.)...Left game with a fractured foot...**(9/28) vs. Mia.:** Inactive due to a foot injury...**(10/2):** Placed on the reserve/injured - designated for return list with a broken foot, missing games vs. SD (10/12), vs. Ari. (10/19), at Cle. (10/26), at Sea. (11/2), vs. Den. (11/9), at SD (11/16) and vs. KC (11/20).

ROD STREATER'S CAREER STATISTICS

				RECEIVING					RUSHING					TOTAL
Year	Team	GP	GS	Rec.	Yds	Avg.	Lg	TD	Att.	Yds	Avg.	Lg	TD	OFFENSE
2012	Oakland	16	2	39	584	15.0	64t	3	0	0	-	-	0	584
2013	Oakland	16	14	60	888	14.8	66	4	2	17	8.5	9	0	905
2014	Oakland	3	3	9	84	9.3	17	1	0	0	-	-	0	84
Totals		**35**	**19**	**108**	**1,556**	**14.4**	**66**	**8**	**2**	**17**	**8.5**	**9**	**0**	**1,573**

ROD STREATER GAME-BY-GAME

2014, OAKLAND

				RECEIVING					RUSHING					TOTAL
Date	Opp.	GP	GS	Rec.	Yds	Avg.	Lg	TD	Att.	Yds	Avg.	Lg	TD	OFFENSE
9/7	at NYJ	1	1	5	46	9.2	17	1	0	0	-	-	0	46
9/14	Hou.	1	1	1	6	6.0	6	0	0	0	-	-	0	6
9/21	at NE	1	1	3	32	10.7	14	0	0	0	-	-	0	32
9/28	Mia.	(INACTIVE - FOOT)												
10/12	SD	(RESERVE/INJURED - DESIGNATED FOR RETURN)												
10/19	Ari.	(RESERVE/INJURED - DESIGNATED FOR RETURN)												
10/26	at Cle.	(RESERVE/INJURED - DESIGNATED FOR RETURN)												
11/2	at Sea.	(RESERVE/INJURED - DESIGNATED FOR RETURN)												
11/9	Den.	(RESERVE/INJURED - DESIGNATED FOR RETURN)												
11/16	at SD	(RESERVE/INJURED - DESIGNATED FOR RETURN)												
11/20	KC	(RESERVE/INJURED - DESIGNATED FOR RETURN)												
11/30	at StL.													
12/7	SF													
12/14	at KC													
12/21	Buf.													
12/28	at Den.													
Totals		**3**	**3**	**9**	**84**	**9.3**	**17**	**1**	**0**	**0**	**-**	**-**	**0**	**84**

UPDATED BIOS - OFFENSE

Kenbrell THOMPKINS

85

WIDE RECEIVER | 6-1 | 195 | CINCINNATI
ACQUIRED: FA-'12 | NFL EXP.: 2 | RAIDERS EXP.: 1
HOMETOWN: MIAMI, FLA.
BORN: 7/29/88

2014: (10/12) vs. SD: Made debut as a Raider after spending the first four weeks of the season with the New England Patriots...Played two snaps on offense...**(10/19) vs. Ari.:** Made first career start as a Raider..Targeted once but did not record a reception...**(10/26) at Cle.:** Caught first passes in the Silver and Black, finishing with four receptions for 34 yards (6.8 avg.) and a long of 15 yards...Recorded first career rushing attempt, a 7-yard gain... **(11/2) at Sea.:** Targeted twice, finishing the game with one catch for eight yards...**(11/9) vs. Den.:** Started and attemped one rush around the left end for -2 yards...**(11/16) at SD:** Started and caught two passes for a season-high 47 yards (23.5 avg.), including a 35-yard reception, his longest as a Raider...**(11/20) vs. KC:** Targeted once in the Raiders' Thursday night comeback win against the Chiefs.

KENBRELL THOMPKINS'S CAREER STATISTICS

				RECEIVING					RUSHING					TOTAL
Year	Team	GP	GS	Rec.	Yds	Avg.	Lg	TD	Att.	Yds	Avg.	Lg	TD	OFFENSE
2013	New England	12	8	32	466	14.6	49	4	0	0	-	-	0	466
2014	NE/Oak.	9	5	13	142	10.9	35	0	2	5	2.5	7	0	147
Totals		**21**	**13**	**45**	**608**	**13.5**	**49**	**4**	**2**	**5**	**2.5**	**7**	**0**	**613**

KENBRELL THOMPKINS GAME-BY-GAME

2014, NEW ENGLAND/OAKLAND

				RECEIVING					RUSHING					TOTAL
Date	Opp.	GP	GS	Rec.	Yds	Avg.	Lg	TD	Att.	Yds	Avg.	Lg	TD	OFFENSE
*9/7	at Mia.	1	1	5	37	7.4	14	0	0	0	-	-	0	37
*9/14	at Min.					(INACTIVE)								
*9/21	Oak.	1	0	1	16	16.0	16	0	0	0	-	-	0	16
*9/29	at KC					(INACTIVE)								
10/12	SD	1	0	0	0	-	-	0	0	0	-	-	0	0
10/19	Ari.	1	1	0	0	-	-	0	0	0	-	-	0	0
10/26	at Cle.	1	1	4	34	8.5	15	0	1	7	7.0	7	0	41
11/2	at Sea.	1	0	1	8	8.0	8	0	0	0	-	-	0	8
11/9	Den.	1	1	0	0	-	-	0	1	-2	-2.0	-2	0	-2
11/16	at SD	1	1	2	47	23.5	35	0	0	0	-	-	0	47
11/20	KC	1	0	0	0	-	-	0	0	0	-	-	0	0
11/30	at StL.													
12/7	SF													
12/14	at KC													
12/21	Buf.													
12/28	at Den.													
Totals		**9**	**5**	**13**	**142**	**10.9**	**35**	**0**	**2**	**5**	**2.5**	**7**	**0**	**147**

** denotes with New England*

UPDATED BIOS - OFFENSE



Menelik WATSON

71

TACKLE | 6-5 | 315 | FLORIDA STATE
ACQUIRED: D2-'13 | NFL EXP.: 2 | RAIDERS EXP.: 2
HOMETOWN: MANCHESTER, ENGLAND
BORN: 12/22/88

2014: (9/7) at NYJ: Appeared in the season opener against the Jets, playing primarily on special teams...**(9/14) vs. Hou.:** Started as an extra offensive lineman in the home opener...Played seven snaps on offense and appeared on special teams...**(9/21) at NE:** Played two snaps on offense and saw action on special teams...**(9/28) vs. Mia.:** Played on both offense and special teams in his homecoming at Wembley Stadium...**(10/12) vs. SD:** Started at right tackle in place of an injured Khalif Barnes...Helped the offense total 396 yards, a season high...Part of an offensive line that did not allow a sack for the third time in five games, tying the best mark in franchise history with the 1970 Raiders...**(10/19) vs. Ari.:** Started at right tackle in place of Barnes for the second straight game...Helped the line allow just one sack...Through Week 7, the offensive line ranks first in the NFL with only five sacks allowed...**(10/26) at Cle.:** Started at right tackle in the loss to the Browns...**(11/2) at Sea.:** Started at right tackle in the loss at Seattle...**(11/9) vs. Den.:** Started and helped the line allow zero sacks for the fourth game this season...**(11/16) at SD:** Started at right tackle...**(11/20) vs. KC:** Started at right tackle and helped the offense total a season-high 179 rushing yards.

MENELIK WATSON'S GAMES PLAYED/STARTED

Year	Team	GP	GS
2013	Oakland	5	3
2014	Oakland	11	8
Totals		**16**	**11**

UPDATED BIOS - OFFENSE



Stefen WISNIEWSKI

61

CENTER/GUARD | 6-3 | 315 | PENN STATE
ACQUIRED: D2-'11 | NFL EXP.: 4 | RAIDERS EXP.: 4
HOMETOWN: PITTSBURGH, PA.
BORN: 3/22/89

2014: (9/7) at NYJ: Started at center in Week 1 on an offensive line that did not allow a sack through the first half...**(9/14) vs. Hou.:** Helped the offense amass 364 total yards...Part of an offensive line that did not allow a sack of rookie QB Derek Carr...**(9/21) at NE:** Started and helped the offensive line prevent a sack of Carr for the second straight game...**(9/28) vs. Mia.:** Started and helped the offense total over 300 yards for the second time this season...**(10/12) vs. SD:** Started his 50th career game and helped the offense total 396 yards...Helped prevent a single sack for the third time this season, joining the 1970 Raiders' line as only units in franchise history with three shutouts in the sack category through five games...**(10/19) vs. Ari.:** Part of an offensive line that allowed just one sack in the loss...Through Week 7, the Raiders offensive line ranks first in the NFL with only five sacks allowed...**(10/26) at Cle.:** Started at center in the loss to the Browns...**(11/2) at Sea.:** Started in the loss at Seattle...**(11/9) vs. Den.:** Started and helped the line allow zero sacks for the fourth game this season...**(11/16) at SD:** Started at center...**(11/20) vs. KC:** Started and helped the offense total a season-high 179 rushing yards in the team's first win of the season.

STEFEN WISNIEWSKI'S GAMES PLAYED/STARTED

Year	Team	GP	GS
2011	Oakland	16	16
2012	Oakland	15	15
2013	Oakland	14	14
2014	Oakland	11	11
Totals		**56**	**56**

SUPPLEMENTAL BIOS



Ray-Ray ARMSTRONG

57

LINEBACKER | 6-3 | 234 | MIAMI
ACQUIRED: W-'14 (StL.) | NFL EXP.: 2 | RAIDERS EXP.: 1
HOMETOWN: SANFORD, FLA.
BORN: 3/5/1991

Signed by the St. Louis Rams as an undrafted rookie free agent, May 9, 2013…Waived by the Rams, Oct. 6, 2014…Claimed via waivers by Oakland Raiders, Oct. 7, 2014.

2014 (with StL.): (9/7) vs. Min.: Saw action on defense and special teams…(9/14) at TB: Saw action on special teams…Recorded one special teams tackle…(9/21) vs. Dal.: Saw action on defense and special teams…(9/28) at Phi.: Saw action on special teams.

2013 (with StL.): Played in 16 games…Led team in special teams tackles with 12…(9/26) vs. SF: Saw action on defense and special teams…Registered three solo tackles on defense…Also notched his first career fumble recovery...(10/13) at Hou.: Saw action on special teams...Made two tackles…(11/10) at Ind.: Saw action on special teams and defense…Recorded two special teams tackles…(12/1) at SF: Tallied two tackles on special teams…(12/29) at Sea.: Saw action on special teams, making two tackles.

COLLEGE: Played in 30 games in three years at Miami (Fla.) at safety…Recorded 134 tackles, two forced fumbles, six passes defensed and four interceptions…Named second-team All-ACC in 2010.

PERSONAL: Attended Seminole High School in Sanford, Fla., where he helped lead the team to the 2008 FHSAA Class 6A state championship as a senior…Participated in the Under Armour All-America high School game…Named All-Central Florida Defensive Player of the Year, Orlando Sentinel's All-Southern team and the Press Register's Super Southeast 120…Ranked the nation's No. 13 overall player by Rivals.com and No. 21 rated player by ESPN.com out of high school.

ADDITIONAL STATISTICS: Special teams tackles: 13 total – 12 in 2013; 1 in 2014.

SINGLE-GAME HIGHS: TACKLES: Total – 3, vs SF, 9/26/13. Solo – 3, vs SF, 9/26/13.

RAY-RAY ARMSTRONG'S CAREER STATISTICS

				TACKLES					INTERCEPTIONS					FUMBLES		
Year	Team	GP	GS	Tot.	Solo	Asst.	Sacks	Yds	No.	Yds	Lg	TD	PD	FF	FR	Yds
2013	St. Louis	16	0	3	3	0	0.0	0.0	0	0	-	0	0	0	1	0
2014	St. Louis	4	0	0	0	0	0.0	0.0	0	0	-	0	0	0	0	0
Totals		**20**	**0**	**3**	**3**	**0**	**0.0**	**0.0**	**0**	**0**	**-**	**0**	**0**	**0**	**1**	**0**

SUPPLEMENTAL BIOS



Larry ASANTE

42

SAFETY | 6-0 | 210 | NEBRASKA
ACQUIRED: FA-'14 | NFL EXP.: 3 | RAIDERS EXP.: 1
HOMETOWN: ALEXANDRIA, VA.
BORN: 3/7/88

Selected by Cleveland Browns in the fifth round (160th overall) of the 2010 NFL Draft, April 24, 2010…Waived by Browns, Sept. 4, 2010…Re-signed by Browns to practice squad, Sept. 5, 2010…Signed by Tampa Bay Buccaneers, Nov. 30, 2010…Waived by Buccaneers, Aug. 31, 2012…Signed by Indianapolis Colts as a reserve/future free agent, Jan. 1, 2013…Waived by Colts, Aug. 31, 2013…Signed by Colts, Oct. 4, 2013…Waived/injured by Colts, Nov. 15, 2013...Signed by Oakland Raiders as a free agent, Aug. 6, 2014...Waived/injured by Raiders, Aug. 26, 2014...Placed on reserve/injured list by Raiders, Aug. 27, 2014...Waived by Raiders, Sept. 2, 2014...Re-signed by Raiders, Oct. 29, 2014.

CAREER: Experienced safety who is a proven contributor on special teams…Has seen action in 17 NFL games with the Indianapolis Colts and Tampa Bay Buccaneers…Has recorded 11 tackles (10 solo) in his career with an additional four special teams tackles and one forced fumble.

2013 (with Ind.): Saw action in five games during the regular season, primarily on special teams…Suffered a hamstring injury on Nov. 13…Waived/injured by the Colts on Nov. 15.

2012 (with TB): Played in all four preseason games with the Buccaneers before being waived on Aug. 31.

2011 (with TB): Played in 10 games and recorded 10 tackles (nine solo) and one forced fumble on defense, adding three special teams tackles… **(10/9) at SF:** Saw action at safety and recorded one solo tackle…**(10/23) vs. Chi.:** Made one special teams tackle…**(11/13) vs. Hou.:** Recorded two solo tackles at the safety position, adding one special teams stop…**(1/1/12) at Atl.:** Recorded a career-high seven tackles (six solo) including one for a loss… Forced a fumble by stripping Jacquizz Rodgers on Tampa Bay's own 1-yard line in the fourth quarter…Added one special teams tackle.

2010 (with Cle. and TB): Spent most of the year on the Browns' practice squad…Signed to the Buccaneers active roster on Nov. 30…Played in two games, registering one solo tackle, one special teams tackle and an INT…**(12/26) vs. Sea.:** Recorded one solo tackle…**(1/2/11) at NO:** Logged the only INT of his career, picking off Drew Brees at the end of the first half, and returned it four yards.

COLLEGE: Started 36-of-39 games at Nebraska after transferring from Coffeyville (Kan.) Community College…Registered 224 career tackles, one sack, three forced fumbles and three INTs at Nebraska…Earned first-team All-Big 12 honors as a senior after recording 79 tackles, two forced fumbles and two INTs…Returned an INT 74 yards for a TD against Louisiana-Lafayette in 2009..Earned All-Big 12 honorable mention accolades in 2007 and 2008…Converted from linebacker to defensive back after enrolling at Nebraska…Majored in economics and earned secondary degrees in sociology and ethnic studies…Recorded 76 tackles, one INT and three blocked kicks as a redshirt freshman at Coffeyville Community College in 2006…Earned All-Jayhawk League honors and honorable mention All-American honors from the National Junior College Athletic Association.

PERSONAL: Attended Hayfield High School in Alexandria, Va. …Earned all-league honors as a running back in the AAA Patriot Division as voted by the Washington Post.

ADDITIONAL STATISTICS: Special teams tackles – 1 in 2010, 3 in 2011; NFL totals: 4

SINGLE-GAME HIGHS: TACKLES: Total – 7, at Atl., 1/1/12. Solo – 6, at Atl., 1/1/12. Interceptions – 1, at NO, 1/2/11.

LARRY ASANTE'S CAREER STATISTICS

			TACKLES						INTERCEPTIONS					FUMBLES		
Year	Team	GP	GS	Tot.	Solo	Asst.	Sacks	Yds	No.	Yds	Lg	TD	PD	FF	FR	Yds
2010	Tampa Bay	2	0	1	1	0	0.0	0.0	1	4	4	0	1	0	0	0
2011	Tampa Bay	10	0	10	9	1	0.0	0.0	0	0	-	0	0	1	0	0
2013	Indianapolis	5	0	0	0	0	0.0	0.0	0	0	-	0	0	0	0	0
Totals		**17**	**0**	**11**	**10**	**1**	**0.0**	**0.0**	**1**	**4**	**4**	**0**	**1**	**1**	**0**	**0**

SUPPLEMENTAL BIOS



Vincent BROWN

19

WIDE RECEIVER | 5-11 | 190 | SAN DIEGO STATE
ACQUIRED: FA-'14 (SD) | NFL EXP.: 3 | RAIDERS EXP.: 1
HOMETOWN: RANCHO CUCAMONGA, CALIF.
BORN: 1/25/1989

Selected by the San Diego Chargers in the third round (82nd overall) of the 2011 NFL Draft, April 29, 2011…Released by Chargers, Sept. 6, 2014…Signed by the Oakland Raiders as a free agent, Sept. 15, 2014.

2013 (with SD): Played in all 16 games, starting in 12, after missing the 2012 season with a broken ankle…Finished the year with 41 receptions for 472 yards (11.5 avg.) and one TD…Played in both of the team's postseason contests, but did not record a reception…(9/9) vs. Hou.: Caught a 10-yard TD pass from Philip Rivers in the season opener…(9/29) vs. Dal.: Set new single-game high with seven receptions, good for 41 yards (5.9 avg.). …(10/6) at Oak.: Matched his single-game high, set just one week earlier against Dallas, with seven receptions…Posted new single-game highs with 117 receiving yards and six first downs gained…Postseason: (1/12/14) at Den.: Saw action as a reserve and was targeted once in the Divisional Round loss to the eventual AFC Champion Broncos.

2012 (with SD): Sat out the entire season after breaking his left ankle in the second preseason game against Dallas…Suffered the injury when he was tackled from behind after catching an 18-yard TD pass.

2011 (with SD): Played in 14 games, starting in four, in his rookie season…(10/2) vs. Mia.: First NFL catch came on third down and helped sustain a FG drive in the win over the Dolphins…Also had a 20-yarder on a third-and-15 that helped keep a third-quarter TD drive moving…(11/6) vs. GB: Earned first career start against the defending Super Bowl champs…(11/10) vs. Oak.: Recorded his first career TD catch, a 30-yard strike from Philip Rivers…Two series later, had a second TD catch taken off the board by an instant replay reversal…(12/5) at Jac.: Caught a 22-yard TD pass in his second career appearance on Monday Night Football.

COLLEGE: Played at San Diego State from 2007-10, playing in 44 games during his college career…Finished his career with 209 catches for 3,110 yards (14.9 avg.), third best in school history…Hauled in 23 TD passes during his tenure, fifth in school history…Rushed a total of seven times for 34 yards (4.9 avg.)…Returned kicks during his freshman and junior seasons, bringing back a total of 36 kickoffs for 767 yards (21.3 avg.) in the two seasons…Returned three punts while at San Diego State, totaling 46 yards (15.3 avg.)…First-team All-Mountain West Conference honoree as a senior…Earned second-team All-MWC recognition as a junior…As a senior in 2010, posted fourth best receiving season in Aztecs history, gaining 1,352 yards through the air…Helped lead team to first bowl win since 1969 with a 35-14 victory over Navy in the Poinsettia Bowl…School's first 1,000-yard receiver since 2012 and the 12th all-time…Tied the school record with 13 career 100-yard games…Led conference with 5.3 catches per game…Had a 90-yard TD grab against Utah in 2010, the third longest TD reception in team history…His 19.6 yards per catch average as a senior ranked fourth in school annals…Finished career with 3,957 all-purpose yards…Earned a degree in philosophy in May 2012 after his rookie season in the NFL.

PERSONAL: Attended Rancho Cucamonga (Calif.) High School…Two-time All-Baseline League selection…All-CIF Southern Section as a senior…Voted the team MVP as a senior…Lettered in track and field as a sprinter…Born in Upland, Calif.

SINGLE-GAME HIGHS: RECEIVING: Receptions – 7, twice, last: at Oak., 10/6/13. Yards – 117, at Oak., 10/6/13. Long – 51, at Oak., 10/6/13. Touchdowns – 1, three times, last: vs. Hou., 9/9/13

VINCENT BROWN'S CAREER STATISTICS

				RECEIVING					RUSHING					TOTAL
Year	Team	GP	GS	Rec.	Yds	Avg.	Lg	TD	Att.	Yds	Avg.	Lg	TD	OFFENSE
2011	San Diego	14	4	19	329	17.3	31	2	0	0	-	-	0	329
2012	San Diego	(RESERVE/INJURED - KNEE)												
2013	San Diego	16	12	41	472	11.5	51	1	0	0	-	-	0	472
Totals		**30**	**16**	**60**	**801**	**13.4**	**51**	**3**	**0**	**0**	**-**	**-**	**0**	**801**

SUPPLEMENTAL BIOS



Jamar CHANEY

51

LINEBACKER | 6-0 | 242 | MISSISSIPI STATE
ACQUIRED: FA-'14 | NFL EXP.: 4 | RAIDERS EXP.: 1
HOMETOWN: ST. LUCIE, FLA.
BORN: 10/11/86

Drafted by Philadelphia Eagles in the seventh round (220th overall) of the 2010 NFL Draft…Waived by Eagles, Aug. 26, 2013…Signed by Atlanta Falcons, Sept. 17, 2013…Waived by Falcons, Oct. 22, 2013…Signed as a free agent by Denver Broncos, Jan. 22, 2014…Waived by Broncos, Aug. 25, 2014…Signed by Oakland Raiders as a free agent, Oct. 8, 2014.

2014 (with Den.): Spent the offseason with the Broncos before being waived during training camp.

2013 (with Phi. and Atl.): Played in one game for Atlanta after being waived by Philadelphia at the end of the preseason…Inactive for two games and didn't play in another before being waived by the Falcons on Oct. 22.

2012 (with Phi.): Appeared in 14 games with five starts for Philadelphia, totaling 21 tackles (14 solo) and one passes defensed…Tied for fourth on the club with 10 special teams stops…(12/13) vs. Cin.: Recorded season-high seven tackles (six).

2011 (with Phi.): Started all 16 games for the Eagles and led the team with 104 tackles (84 solo)…Tied for second on the team with three INTs and 10 passes defensed…Added one sack for nine yards and had three special teams tackles…(10/9) at Buf.: Recorded first career INT…(11/13) vs. Ari.: Recorded first NFL sack.

2010 (with Phi.): Saw action in 14 regular season games with two starts…Totaled 36 tackles (26 solo), one pass defensed and one forced fumble to go along with 11 special teams stops…(12/19) at NYG: Made first career start and recorded a personal-best 16 tackles (12) and one forced fumble… Postseason: (1/9/11) vs. GB: Started in his only career postseason appearance and led the team with 11 tackles (nine) and one forced fumble.

COLLEGE: Played 49 career games with 39 starts at Mississippi State University…Finished with 288 tackles, 4.5 sacks, three forced fumbles and two interceptions…Earned second-team All-Southeastern Conference recognition following his final two seasons as a Bulldog…Earned medical redshirt in 2008 due to a leg injury.

PERSONAL: Attended West Centennial High School in St. Lucie, Fla., where he set a school record with 31 career sacks…Earned third-team Class AAA all-state honors following his senior year…Also saw time at tight end.

ADDITIONAL STATISTICS: Special teams tackles: 24 total – 10 in 2010; three in 2011; 10 in 2012.

SINGLE-GAME HIGHS: TACKLES: Total – 16, at NYG, 12/19/10; Solo – 12, at NYG, 12/19/10. Sacks – 1 vs. Ari., 11/31/11. Sack yards – nine vs. Ari., 11/31/11. Interceptions – 1, three times, last: vs. NYJ, 12/18/11. Return yards – 14 at NYG, 11/20/11. Passes Defensed – two, three times, last: at NYG, 11/20/11.

JAMAR CHANEY'S CAREER STATISTICS

		TACKLES							INTERCEPTIONS					FUMBLES		
Year	Team	GP	GS	Tot.	Solo	Asst.	Sacks	Yds	No.	Yds	Lg	TD	PD	FF	FR	Yds
2010	Phi.	14	2	36	26	10	0.0	0.0	0	0	-	0	1	1	0	0
2011	Phi.	16	16	104	84	20	1.0	9.0	3	25	14	0	10	0	0	0
2012	Phi.	14	5	21	14	7	0.0	0.0	0	0	-	0	1	0	0	0
2013	Atlanta	1	0	0	0	0	0.0	0.0	0	0	-	0	0	0	0	0
Totals		**45**	**23**	**161**	**124**	**37**	**1.0**	**9.0**	**3**	**25**	**14**	**0**	**12**	**1**	**0**	**0**

POSTSEASON

		TACKLES							INTERCEPTIONS					FUMBLES		
Year	Team	GP	GS	Tot.	Solo	Asst.	Sacks	Yds	No.	Yds	Lg	TD	PD	FF	FR	Yds
2010	Phi.	1	1	11	9	2	0.0	0.0	0	0	-	0	0	1	0	0
Totals		**1**	**1**	**11**	**9**	**2**	**0.0**	**0.0**	**0**	**0**	**-**	**0**	**0**	**1**	**0**	**0**

SUPPLEMENTAL BIOS



Benson MAYOWA

95

DEFENSIVE END | 6-3 | 252 | IDAHO
ACQUIRED: W-'14 (Sea.) | NFL EXP.: 2 | RAIDERS EXP.: 1
HOMETOWN: INGLEWOOD, CALIF.
BORN: 8/2/1991

Signed by Seattle Seahawks as an undrafted free agent, May 13, 2013…Waived by Seahawks, Aug. 30, 2014…Claimed via waivers by Raiders, Aug. 31, 2014.

2013 (with Sea.): Played in the first two games of 2013 and collected two tackles (one solo) and was inactive for the remaining 14 games and three postseason contests…(9/8) at Car.: Recorded career high- two tackles (one).

COLLEGE: Played four years at Idaho, seeing action in 45 career games, collecting 67 tackles (47 solo), 11.0 sacks, 11 forced fumbles and three fumble recoveries…Started eight games and played in 11 as a senior…Had 22 total tackles (13), three sacks and three forced fumbles…As a junior, started six of the 10 games in which he played, missing two with injury…Had 17 total tackles (12), three sacks, two forced fumbles and one fumble recovery…Had five tackles vs. Bowling Green State…Had three sacks and two forced fumbles vs. Hawai'i…Played in all 13 games as the starting rush defensive end as a sophomore…Had 25 total tackles (19), three sacks, three forced fumbles and one fumble recovery…Played in 12 games as a true freshman…Had six solo tackles and one sack…Had two tackles for loss and a sack in the Vandals' Humanitarian Bowl victory.

PERSONAL: Attended Inglewood (Calif.) High School…Was a first-team all-league choice and a second-team All-California Interscholastic Federation selection…Registered 11 sacks and 75 tackles as a senior…Father, David, moved to the U.S. from Nigeria in the mid-1970s and worked until he could afford to move his wife, Eunice, to the United States.

SINGLE-GAME HIGHS: TACKLES: Total – 2, at Car., 9/8/13. Solo – 1, at Car., 9/8/13.

BENSON MAYOWA'S CAREER STATISTICS

		TACKLES							INTERCEPTIONS					FUMBLES		
Year	Team	GP	GS	Tot.	Solo	Asst.	Sacks	Yds	No.	Yds	Lg	TD	PD	FF	FR	Yds
2013	Seattle	2	0	2	1	1	0.0	0.0	0	0	-	0	0	0	0	0
Totals		**2**	**0**	**2**	**1**	**1**	**0.0**	**0.0**	**0**	**0**	**-**	**0**	**0**	**0**	**0**	**0**

SUPPLEMENTAL BIOS

Kenbrell THOMPKINS

85

WIDE RECEIVER | 6-1 | 195 | CINCINNATI
ACQUIRED: W-'14 (NE) | NFL EXP.: 2 | RAIDERS EXP.: 1
HOMETOWN: MIAMI, FLA.
BORN: 7/29/1988

Signed by New England Patriots as an undrafted free agent, May 3, 2013…Waived by Patriots, Oct. 4, 2014…Claimed via waivers by the Oakland Raiders from the Patriots, Oct. 6, 2014.

2013 (with SD): Played in 12 regular-season games with eight starts, totaling 32 receptions for 466 yards and four touchdowns…(9/8) at Buf.: Made his NFL debut at wide receiver, posting three receptions for 42 yards…(9/22) vs. TB: Registered three receptions for 41 yards and two touchdowns, the first of his career, becoming the first undrafted rookie WR to catch two TDs in a game since Blair White (Ind.) in 2010…(9/29) at Atl.: Finished with career highs in receptions (6) and receiving yards (127), with a career-long reception of 49 yards, and scored a TD, becoming just the second Patriots rookie free agent (Wes Moore) to go over 100 yards receiving during a game in his rookie season…(10/13) vs. NO: Totaled three receptions for 45 yards, including the game-winning 17-yard TD reception with five seconds left…(11/18) at Car.: Posted two receptions for 60 yards, including a 37-yard catch and run to the Panthers 1-yard line that led to a TD…Postseason: (1/11) vs. Ind.: Played in his first postseason game, leaving in the second half with a head injury and did not return.

COLLEGE: A junior college transfer from El Camino (Calif.) Community College, played two seasons at the University of Cincinnati…Finished his career with 78 receptions for 1,077 yards and four TDs…As a senior, caught 34 passes for 541 yards and two TDs in 13 games…His 15.9 yards per reception average was fifth-highest in the Big East…Totaled 44 receptions for 536 yards in 13 games as a junior in 2011…Sat out the 2010 season after transferring…Earned a degree in criminal justice.

PERSONAL: Attended Miami Northwestern High School…His cousin, Antonio Brown, is a receiver for the Pittsburgh Steelers…Has a brother, Kendal, who plays for the Orlando Predators of the Arena Football League.

SINGLE-GAME HIGHS: RECEIVING: Receptions – 6, two times, last vs. Den., 11/24/13. Yards – 127, at Atl., 9/29/13. Long – 49, at Atl., 9/29/13. Touchdowns – 2, vs. TB, 9/22/13.

KENBRELL THOMPKIN'S CAREER STATISTICS

				RECEIVING					RUSHING					TOTAL
Year	Team	GP	GS	Rec.	Yds	Avg.	Lg	TD	Att.	Yds	Avg.	Lg	TD	OFFENSE
2013	NE	12	8	32	466	14.9	49	4	0	0	-	-	0	466
2014	NE	2	1	6	53	8.8	16	0	0	0	-	-	0	53
Totals		**14**	**9**	**38**	**519**	**13.7**	**49**	**4**	**0**	**0**	**-**	**-**	**0**	**519**

GAME SUMMARIES

WEEK 1

OAKLAND RAIDERS 14
NEW YORK JETS 19

Sept. 7, 2014 | MetLife Stadium | 78,160

Team	1	2	3	4	Final
Oakland	7	0	0	7	14
NY Jets	3	7	3	6	19

SCORING SUMMARY

Team	Qtr	Time	Play Description	Visitor	Home
NYJ	1	9:16	N. Folk 45 yd. Field Goal (10-33, 5:44)	0	3
Oak.	1	2:43	R. Streater 12 yd. pass from D. Carr (S. Janikowski kick) (6-28, 3:17)	7	3
NYJ	2	0:30	C. Johnson 5 yd. pass from G. Smith (N. Folk kick) (12-80, 4:01)	7	10
NYJ	3	2:38	N. Folk 42 yd. Field Goal (8-28, 4:46)	7	13
NYJ	4	8:03	C. Ivory 71 yd. run (pass failed) (1-71, 0:13)	7	19
Oak.	4	1:21	J. Jones 30 yd. pass from D. Carr (S. Janikowski kick) (6-73, 1:18)	14	19

TEAM STATS

	Raiders	Jets
First Downs	11	20
Time of Possession	25:10	34:50
Net Yards Rushing	25	212
Net Yards Passing	133	190
Total Net Yards	158	402
Penalties/Yards	4-20	11-105
Fumbles/Lost	1-0	2-1

INDIVIDUAL STATS

PASSING
Oak.: D. Carr 20-32-151 (2 TD)
NYJ: G. Smith 23-28-221 (1 TD, 1 INT), M. Vick 0-1-0

RUSHING
Oak.: D. McFadden 4-15, M. Jones-Drew 9-11, M. Reece 1-0, D. Carr 1-(-1)
NYJ: C. Ivory 10-102 (TD), C. Johnson 13-68, G. Smith 10-38, B. Powell 1-4

RECEIVING
Oak.: R. Streater 5-46 (TD), J. Jones 3-34 (TD), M. Rivera 3-31, M. Jones-Drew 2-12, D. Moore 2-8, M. Reece 2-1, B. Leonhardt 1-12, D. McFadden 1-6, G. Jackson 1-1
NYJ: E. Decker 5-74, J. Kerley 5-38, C. Johnson 5-23 (TD), J. Cumberland 4-50, J. Amaro 2-7, D. Nelson 1-17, G. Salas 1-12

INTERCEPTIONS
Oak.: C. Woodson 1-2
NYJ: None

SACKS
Oak.: S. Moore 1-12, T. Branch 1-19
NYJ: D. Landry 1-11, J. Babin 1-7

PUNTING
Oak.: M. King 9-401 (44.6)
NYJ: R. Quigley 5-221 (44.2)

PUNT RETURNS
Oak.: T. Carrie 1-7 (7.0)
NYJ: J. Saunders 2-15 (7.5)

KICKOFF RETURNS
Oak.: L. Murray 3-67 (22.3)
NYJ: S. Hakim 2-65 (32.5)

WEEK 2

HOUSTON TEXANS 30
OAKLAND RAIDERS 14

Sept. 14, 2014 | O.co Coliseum | 54,063

Team	1	2	3	4	Final
Houston	14	3	10	3	30
Oakland	0	0	0	14	14

SCORING SUMMARY

Team	Qtr	Time	Play Description	Visitor	Home
Hou.	1	9:37	J. Watt 1 yd. pass from R. Fitzpatrick (R. Bullock kick) (10-80, 5:23)	7	0
Hou.	1	0:05	A. Foster 5 yd. run (R. Bullock kick) (13-70, 8:07)	14	0
Hou.	2	10:31	R. Bullock 33 yd. Field Goal (5-9, 2:23)	17	0
Hou.	3	8:29	D. Hopkins 12 yd. pass from R. Fitzpatrick (R. Bullock kick) (5-21, 2:09)	24	0
Hou.	3	3:14	R. Bullock 39 yd. Field Goal (6-24, 3:53)	27	0
Oak.	4	14:07	D. McFadden 1 yd. run (S. Janikowski kick) (9-79, 4:07)	27	7
Hou.	4	4:46	R. Bullock 46 yd. Field Goal (14-52, 9:21)	30	7
Oak.	4	0:13	J. Jones 9 yd. pass from D. Carr (S. Janikowski kick) (13-83, 1:42)	30	14

TEAM STATS

	Texans	Raiders
First Downs	20	22
Time of Possession	38:36	21:24
Net Yards Rushing	188	101
Net Yards Passing	139	263
Total Net Yards	327	364
Penalties/Yards	7-85	5-24
Fumbles/Lost	1-0	3-2

INDIVIDUAL STATS

PASSING
Hou.: R. Fitzpatrick 14-19-139 (2 TD)
Oak.: D. Carr 27-42-263 (1 TD, 2 INT)

RUSHING
Hou.: A. Foster 28-138 (TD), A. Blue 11-40, J. Grimes 3-9, R. Brown 3-2, R. Mallett 1-(-1)
Oak.: D. Carr 4-58, D. McFadden 12-37 (TD), L. Murray 1-6

RECEIVING
Hou.: A. Johnson 6-74, D. Hopkins 3-22 (TD), A. Foster 2-12, G. Graham 1-26, D. Johnson 1-4, J. Watt 1-1
Oak.: J. Jones 9-112 (TD), A. Holmes 5-45, M. Rivera 5-31, D. Moore 3-29, D. McFadden 2-31, M. Reece 1-11, R. Streater 1-6, B. Butler 1-(-2)

INTERCEPTIONS
Hou.: K. Jackson 1-65, B. Reed 1-4
Oak.: None

SACKS
Hou.: none
Oak.: none

PUNTING
Hou.: S. Lechler 2-100 (50.0)
Oak.: M. King 3-120 (40.0)

PUNT RETURNS
Hou.: D. Johnson 2-9 (4.5)
Oak.: T. Carrie 1-3

KICKOFF RETURNS
Hou.: K. Martin 1-0 (0.0)
Oak.: L. Murray 4-103 (25.8)

GAME SUMMARIES

WEEK 3

OAKLAND RAIDERS 9
NEW ENGLAND PATRIOTS 16

Sept. 21, 2014 | Gillette Stadium | 68,756

Team	1	2	3	4	Final
Oakland	3	0	6	0	9
New England	0	10	0	6	16

SCORING SUMMARY

Team	Qtr	Time	Play Description	Visitor	Home
Oak.	1	4:37	S. Janikowski 49 yd. Field Goal (13-50, 6:10)	3	0
N.E.	2	4:14	R. Gronkowski 6 yd. pass from T. Brady (S. Gostkowski kick) (15-84, 6:43)	3	7
N.E.	2	0:00	S. Gostkowski 21 yd. Field Goal (10-48, 2:45)	3	10
Oak.	3	9:39	S. Janikowski 37 yd. Field Goal (7-29, 3:13)	6	10
Oak.	3	2:21	S. Janikowski 47 yd. Field Goal (9-57, 3:48)	9	10
N.E.	4	13:42	S. Gostkowski 20 yd. Field Goal (10-57, 3:39)	9	13
N.E.	4	6:20	S. Gostkowski 36 yd. Field Goal (12-63, 4:55)	9	16

TEAM STATS

	Raiders	Patriots
First Downs	14	21
Time of Possession	28:25	31:35
Net Yards Rushing	67	76
Net Yards Passing	174	221
Total Net Yards	241	297
Penalties/Yards	6-49	6-59
Fumbles/Lost	0-0	1-0

INDIVIDUAL STATS

PASSING
Oak.: D. Carr 21-34-174 (1 INT)
N.E.: T. Brady 24-37-234 (1 TD)

RUSHING
Oak.: D. McFadden 18-59, M. Reece 1-7, L. Murray 3-1
N.E.: S. Ridley 19-54, S. Vereen 7-20, J. Edelman 1-5, B. Bolden 2-4, T. Brady 3-(-7)

RECEIVING
Oak.: D. McFadden 4-6, J. Jones 3-43, R. Streater 3-32, D. Moore 3-23, M. Reece 3-19, M. Rivera 2-11, A. Holmes 1-29, B. Leonhardt 1-7, J. Olawale 1-4
N.E.: J. Edelman 10-84, B. LaFell 4-46, S. Vereen 4-17, R. Gronkowski 3-44 (TD), T. Wright 1-20, K. Thompkins 1-16, S. Ridley 1-7

INTERCEPTIONS
Oak.: None
N.E.: V. Wilfork 1-1

SACKS
Oak.: J. Tuck 1-5, C. Wilson 1-8
N.E.: None

PUNTING
Oak.: M. King 5-216 (43.2)
N.E.: R. Allen 5-240 (48.0)

PUNT RETURNS
Oak.: T. Carrie 4-36 (9.0)
N.E.: J. Edelman 1-7 (7.0)

KICKOFF RETURNS
Oak.: None
N.E.: M. Slater 1-26 (26.0)

WEEK 4

MIAMI DOLPHINS 38
OAKLAND RAIDERS 14

Sept. 28, 2014 | Wembley Stadium | 83,436

Team	1	2	3	4	Final
Miami	3	21	14	0	38
Oakland	7	0	0	7	14

SCORING SUMMARY

Team	Qtr	Time	Play Description	Visitor	Home
Oak.	1	9:38	B. Leonhardt 3 yd. pass from D. Carr (S. Janikowski kick) (10-74, 5:22)	0	7
Mia.	1	6:25	C. Sturgis 41 yd. Field Goal (8-47, 3:13)	3	7
Mia.	2	14:17	M. Wallace 13 yd. pass from R. Tannehill (C. Sturgis kick) (8-91, 3:46)	10	7
Mia.	2	9:15	L. Miller 9 yd. run (C. Sturgis kick) (7-63, 3:35)	17	7
Mia.	2	1:53	D. Sims 18 yd. pass from R. Tannehill (C. Sturgis kick) (9-90, 4:03)	24	7
Mia.	3	8:13	L. Miller 1 yd. run (C. Sturgis kick) (2-3, 0:28)	31	7
Mia.	3	3:59	C. Finnegan 50 yd. fumble return (C. Sturgis kick)	38	7
Oak.	4	8:36	A. Holmes 22 yd. pass from M. McGloin (S. Janikowski kick) (9-90, 3:14)	38	14

TEAM STATS

	Dolphins	Raiders
First Downs	24	17
Time of Possession	30:54	29:06
Net Yards Rushing	157	53
Net Yards Passing	278	264
Total Net Yards	435	317
Penalties/Yards	5-35	9-80
Fumbles/Lost	3-2	1-1

INDIVIDUAL STATS

PASSING
Mia.: R. Tannehill 23-31-278 (2 TD, 1 INT)
Oak.: D. Carr 16-25-146 (1 TD, 1 INT), M. McGloin 12-19-129 (1 TD, 1 INT)

RUSHING
Mia.: L. Miller 12-64 (2 TD), D. Thomas 5-35, R. Tannehill 5-35, D. Williams 6-23, O. Darkwa 4-2, M. Wallace 1-0, M. Moore 2-(-2)
Oak.: D. McFadden 11-40, D. Carr 2-9, M. McGloin 2-3, M. Jones-Drew 2-1, J. Olawale 1-0

RECEIVING
Mia.: B. Hartline 6-74, J. Landry 4-38, M. Wallce 3-35 (TD), C. Clay 2-32, R. Matthews 2-27, B. Gibson 2-26, L. Miller 2-3, D. Thomas 1-25, D. Sims 1-18
Oak.: J. Jones 6-83, A. Holmes 5-74 (TD), D. McFadden 4-32, V. Brown 3-22, B. Butler 2-30, D. Ausberry 2-14, M. Rivera 2-10, M. Jones-Drew 2-2, M. Reece 1-5, B. Leonhardt 1-3

INTERCEPTIONS
Mia. W. Aikens 1-43, B. Grimes 1-32, J. Wilson 1-31
Oak.: T. Carrie 1-28

SACKS
Mia.: D. Shelby 2-11
Oak.: none

PUNTING
Mia.: B. Fields 2-81 (40.5)
Oak.: M. King 6-292 (48.7)

PUNT RETURNS
Mia.: J. Landry 1-9
Oak.: T. Carrie 1-17

KICKOFF RETURNS
Mia.: J. Landry 1-35 (35.0), D. Williams 1-26 (26.0)
Oak.: L. Murray 5-112 (22.4)

GAME SUMMARIES

WEEK 6

SAN DIEGO CHARGERS 31
OAKLAND RAIDERS 28

Oct. 12, 2014 | O.co Coliseum | 53,329

Team	1	2	3	4	Final
San Diego	7	7	7	10	31
Oakland	7	7	7	7	28

SCORING SUMMARY

Team	Qtr	Time	Play Description	Visitor	Home
Oak.	1	14:08	A. Holmes 77 yd. pass from D. Carr (S. Janikowski kick) (3-80, 0:52)	0	7
S.D.	1	9:38	E. Royal 29 yd. pass from P. Rivers (N. Novak kick) (7-80, 4:30)	7	7
S.D.	2	11:52	M. Floyd 5 yd. pass from P. Rivers (N. Novak kick) (13-85, 7:20)	14	7
Oak.	2	7:25	J. Jones 6 yd. pass from D. Carr (S.Janikowski kick) (11-76, 4:27)	14	14
Oak.	3	7:40	B. Butler 47 yd. pass from D. Carr (S. Janikowski kick) (3-54, 0:55)	14	21
S.D.	3	2:52	A. Gates 1 yd. pass from P. Rivers (N. Novak kick) (8-80, 4:48)	21	21
Oak.	4	10:01	A. Holmes 6 yd. pass from D. Carr (S. Janikowski kick) (7-50, 4:40)	21	28
S.D.	4	5:52	N. Novak 30 yd. Field Goal (9-68, 4:09)	24	28
S.D.	4	1:56	B. Oliver 1 yd. run (N. Novak kick) (6-39, 2:47)	31	28

TEAM STATS

	Chargers	Raiders
First Downs	24	17
Time of Possession	37:02	22:58
Net Yards Rushing	116	114
Net Yards Passing	307	282
Total Net Yards	423	396
Penalties/Yards	7-60	11-79
Fumbles/Lost	1-0	1-0

INDIVIDUAL STATS

PASSING
S.D.: P. Rivers 22-34-313 (3 TD), E. Weddle 0-1
Oak.: D. Carr 18-34-282 (4 TD, 1 INT)

RUSHING
S.D.: B. Oliver 26-101 (TD), P. Rivers 5-13, R. Brown 2-2
Oak.: D. McFadden 14-80, M. Jones-Drew 4-30, M. Reece 1-2, D. Carr 1-2

RECEIVING
S.D.: M. Floyd 5-103 (TD), L. Green 4-60, B. Oliver 4-23, A. Gates 3-27 (TD), K. Allen 3-27, E. Royal 2-49 (1 TD), R. Brown 1-24
Oak.: J. Jones 5-56 (TD), A. Holmes 4-121 (2 TD), B. Butler 3-64 (TD), D. McFadden 2-6, M. Reece 1-11, M. Jones Drew 1-10, D. Moore 1-9, J. Olawale 1-5

INTERCEPTIONS
S.D.: J. Verrett 1-0
Oak.: None

SACKS
S.D.: None
Oak.: C. Wilson 1-6

PUNTING
S.D.: M. Scifres 3-143 (47.7)
Oak.: M. King 4-265 (41.3)

PUNT RETURNS
S.D.: K. Allen 1-29 (29.0)
Oak.: T. Carrie 3-85 (28.3)

KICKOFF RETURNS
S.D.: None
Oak.: T. Carrie 3-85 (28.3)

WEEK 7

ARIZONA CARDINALS 24
OAKLAND RAIDERS 13

Oct. 19, 2014 | O.co Coliseum | 52,101

Team	1	2	3	4	Final
Arizona	7	7	7	3	24
Oakland	0	10	3	0	13

SCORING SUMMARY

Team	Qtr	Time	Play Description	Visitor	Home
Ari.	1	1:47	S. Taylor 2 yd. pass from C. Palmer (C. Catanzaro kick) (11-88, 7:08)	7	0
Ari.	2	5:37	M. Floyd 33 yd. pass from C. Palmer (C. Catanzaro kick) (4-50, 1:53)	14	0
Oak.	2	1:56	D. McFadden 1 yd. run (S. Janikowski kick) (8-79, 3:41)	14	7
Oak.	2	0:45	S. Janikowski 29 yd. Field Goal (4-2, 0:55)	14	10
Oak.	3	7:17	S. Janikowski 53 yd. Field Goal (9-49, 4:24)	14	13
Ari.	3	2:55	S. Taylor 4 yd. run (C. Catanzaro kick) (8-80, 4:22)	21	13
Ari.	4	0:29	C. Catanzaro 41 yd. Field Goal (12-50, 6:53)	24	13

TEAM STATS

	Cardinals	Raiders
First Downs	25	13
Time of Possession	36:57	23:03
Net Yards Rushing	123	56
Net Yards Passing	242	164
Total Net Yards	365	220
Penalties/Yards	6-43	8-74
Fumbles/Lost	1-0	0-0

INDIVIDUAL STATS

PASSING
Ari.: C. Palmer 22-31-253 (2 TD, 1 INT)
Oak.: D. Carr 16-28-173

RUSHING
Ari.: A. Ellington 24-88, S. Taylor 12-40 (TD), Jo. Brown 1-(-5)
Oak.: D. McFadden 14-48 (TD), M. Jones-Drew 3-6, D. Carr 2-2

RECEIVING
Ari.: A. Ellington 6-72, L. Fitzgerald 4-21, M. Floyd 3-47 (TD), Jo. Brown 2-41, J. Carlson 2-20, S. Taylor 2-19 (TD), T. Ginn 1-17, Ja. Brown 1-9, R. Housler 1-7
Oak.: J. Jones 4-35, D. McFadden 4-7, A. Holmes 3-34, B. Butler 1-55, M. Rivera 1-18, D. Moore 1-13, J. Olawale 1-7, B. Leonhardt 1-4

INTERCEPTIONS
Ari.: None
Oak.: C. Woodson 1-30

SACKS
Ari.: L. Foote 1-9
Oak.: U. Young 1-11

PUNTING
Ari.: D. Butler 4-168 (42.0)
Oak.: M. King 6-236 (39.3)

PUNT RETURNS
Ari.: T. Ginn 2-7 (3.5)
Oak.: T. Carrie 1-10 (10.0), D. Moore 1-3 (3.0)

KICKOFF RETURNS
Ari.: None
Oak.: T. Carrie 3-61 (20.3)

GAME SUMMARIES

WEEK 8

OAKLAND RAIDERS 13
CLEVELAND BROWNS 23

Oct. 26, 2014 | FirstEnergy Stadium | 67,431

Team	1	2	3	4	Final
Oakland	0	6	0	7	13
Cleveland	6	3	0	14	23

SCORING SUMMARY

Team	Qtr	Time	Play Description	Visitor	Home
Cle.	1	9:54	B. Cundiff 52 yd. Field Gaol (5-14, 1:06)	0	3
Cle.	1	2:28	B. Cundiff 33 yd. Field Goal (8-56, 4:23)	0	6
Cle.	2	5:46	B. Cundiff 26 yd. Field Goal (11-78, 5:14)	0	9
Oak.	2	1:50	S. Janikowski 46 yd. Field Goal (9-53, 3:56)	3	9
Oak.	2	0:00	S. Janikowski 38 yd. Field Goal (6-43, 1:24)	6	9
Cle.	4	14:17	A. Hawkins 4 yd. pass from B. Hoyer (B. Cundiff kick) (4-53, 1:06)	6	16
Cle.	4	2:26	B. Tate 5 yd. run (B. Cundiff kick) (2-9, 0:48)	6	23
Oak.	4	0:07	A. Holmes 10 yd. pass from D. Carr (S.Janikowski kick) (17-80, 2:19)	13	23

TEAM STATS

	Raiders	Browns
First Downs	19	15
Time of Possession	34:52	25:08
Net Yards Rushing	71	39
Net Yards Passing	316	267
Total Net Yards	387	306
Penalties/Yards	8-54	6-30
Fumbles/Lost	4-2	1-0

INDIVIDUAL STATS

PASSING
Oak.: D. Carr 34-54-328 (1 TD)
Cle.: B. Hoyer 19-28-275 (1 TD)

RUSHING
Oak.: D. McFadden 12-59, M. Jones-Drew 6-8, K. Thompkins 1-7, J. Olawale 1-0, D. Carr 2-(-3)
Cle.: B. Tate 15-26, T. West 7-11, B. Hoyer 2-1, I. Crowell 1-1

RECEIVING
Oak.: M. Rivera 7-83, J. Jones 6-62, A. Holmes 5-69 (TD), M. Reece 5-34, K. Thopmkins 4-34, D. McFadden 4-26, B. Butler 1-9, M. Jones-Drew 1-6, D. Moore 1-5
Cle.: A. Hawkins 7-88, J. Cameron 3-40, T. Gabriel 2-60, M. Austin 2-34, J. Dray 2-27, T. West 1-10, B. Tate 1-8, I. Crowell 1-8

INTERCEPTIONS
Oak.: None
Cle.: T. Gipson 1-35

SACKS
Oak.: J. Tuck 1-8
Cle.: P. Kruger 3-12

PUNTING
Oak.: M. King 7-308 (44.0)
Cle.: S. Lanning 7-324 (46.3)

PUNT RETURNS
Oak.: T. Carrie 3-23 (7.7), D. Moore 1-1 (1.0)
Cle.: T. Benjamin 2-7 (3.5)

KICKOFF RETURNS
Oak.: T. Carrie 1-21 (21.0)
Cle.: None

WEEK 9

OAKLAND RAIDERS 24
SEATTLE SEAHAWKS 30

Nov. 2, 2014 | CenturyLink Field | 68,337

Team	1	2	3	4	Final
Oakland	3	0	14	7	24
Seattle	14	10	0	6	30

SCORING SUMMARY

Team	Qtr	Time	Play Description	Visitor	Home
Oak.	1	9:10	S. Janikowski 48 yd. Field Goal (12-50, 5:50)	3	0
Sea.	1	4:07	M. Lynch 3 yd. run (S. Hauschka kick) (8-72, 5:03)	3	7
Sea.	1	0:00	B. Irvin 35 yd. interception return (S. Hauschka kick)	3	14
Sea.	2	12:24	S. Hauschka 34 yd. Field Goal (4-2, 0:59)	3	17
Sea.	2	0:54	M. Lynch 5 yd. run (S. Hauschka kick) (11-78, 2:56)	3	24
Oak.	3	13:52	B. Butler blocked punt recovery in end zone (S. Janikowski kick)	10	24
Oak.	3	2:58	M. Rivera 1 yd. pass from D. Carr (S. Janikowski kick) (5-30, 2:16)	17	24
Sea.	4	14:50	S. Hauschka 30 yd. Field Goal (9-68, 3:08)	17	27
Sea.	4	9:19	S. Hauschka 40 yd. Field Goal (7-25, 3:52)	17	30
Oak.	4	1:52	M. Rivera 1 yd. pass from D. Carr (S. Janikowski kick) (9-64, 2:22)	24	30

TEAM STATS

	Raiders	Seahawks
First Downs	17	21
Time of Possession	24:54	35:06
Net Yards Rushing	37	149
Net Yards Passing	189	177
Total Net Yards	226	326
Penalties/Yards	5-69	9-65
Fumbles/Lost	3-1	0-0

INDIVIDUAL STATS

PASSING
Oak.: D. Carr 24-41-194 (2 TD, 2 INT)
Sea.: R. Wilson 17-35-179

RUSHING
Oak.: D. McFadden 13-20, M. Reece 1-10, D. Carr 2-9, M. Jones-Drew 2-(-2)
Sea.: M. Lynch 21-67 (2 TD), R. Turbin 5-35, R. Wilson 8-31, C. Michael 4-16

RECEIVING
Oak.: M. Rivera 8-38 (2 TD), D. McFadden 4-47, J. Jones 3-18, A. Holmes 2-28, B. Butler 2-20, L. Murray 2-12, M. Reece 1-12, M. Jones-Drew 1-11, K. Thompkins 1-8
Sea.: M. Lynch 5-76, D. Baldwin 5-38, P. Richardson 3-12, K. Norwood 1-19, L. Wilson 1-16, R. Turbin 1-14, J. Kearse 1-4

INTERCEPTIONS
Oak.: None
Sea.: B. Irvin 1-35 (TD), R. Sherman 1-22

SACKS
Oak.: S. Moore 1-2
Sea.: C. Avril 1-5

PUNTING
Oak.: M. King 6-314 (52.3)
Sea.: J. Ryan 5-211 (42.2) (1 Punt Blocked)

PUNT RETURNS
Oak.: T. Carrie 2-29 (14.5), D. Moore 1-23 (23.0)
Sea.: D. Baldwin 3-37 (12.3)

KICKOFF RETURNS
Oak.: T. Carrie 2-69 (34.5)
Sea.: P. Richardson 2-64 (32.0)

GAME SUMMARIES

WEEK 10

DENVER BRONCOS 41
OAKLAND RAIDERS 17

Nov. 9, 2014 | O.co Coliseum | 54,803

Team	1	2	3	4	Final
Denver	3	17	21	0	41
Oakland	3	7	0	7	17

SCORING SUMMARY

Team	Qtr	Time	Play Description	Visitor	Home
Oak.	1	9:35	S. Janikowski 41 yd. Field Goal (9-26, 4:45)	0	3
Den.	1	4:06	B. McManus 20 yd. Field Goal (12-73, 5:29)	3	3
Den.	2	14:22	B. McManus 28 yd. Field Goal (9-55, 3:04)	6	3
Oak.	2	11:19	B. Butler 5 yd. pass from D. Carr (S. Janikowski kick) (3-12, 1:20)	6	10
Den.	2	2:44	C. Anderson 51 yd. pass from P. Manning (B. McManus kick) (3-53, 0:46)	13	10
Den.	2	0:28	E. Sanders 32 yd. pass from P. Manning (B. McManus kick) (4-2, 1:12)	20	10
Den.	3	12:43	J. Thomas 10 yd. pass form P. Manning (B. McManus kick) (3-18, 1:28)	27	10
Den.	3	6:52	J. Thomas 32 yd. pass from P. Manning (B. McManus kick) (8-81, 4:21)	34	10
Den.	3	1:01	E. Sanders 15 yd. pass from P. Manning (B. McManus kick) (6-34, 2:49)	41	10
Oak.	4	0:48	M. Rivera 18 yd. pass from D. Carr (S. Janikowski kick) (8-97, 3:42)	41	17

TEAM STATS

	Broncos	Raiders
First Downs	25	10
Time of Possession	32:22	27:38
Net Yards Rushing	118	30
Net Yards Passing	353	192
Total Net Yards	471	222
Penalties/Yards	12-95	4-37
Fumbles/Lost	2-0	1-10

INDIVIDUAL STATS

PASSING
Den.: P. Manning 31-44-340 (5 TD, 2 INT), B. Osweiler 2-5-13
Oak.: D. Carr 30-47-192 (2 TD, 1 INT)

RUSHING
Den.: C.Anderson 13-90, R. Hillman 6-13, J. Thompson 4-8, E. Sanders 1-5, B. Osweiler 3-2
Oak.: D. McFadden 7-14, M. Jones-Drew 3-10, L. Murray 2-4, M. Reece 1-3, D. Moore 1-1, K. Thompkins 1-(-2)

RECEIVING
Den.: D. Thomas 11-108, J. Thomas 6-63 (2 TD), E. Sanders 5-67 (2TD), C. Anderson 4-73 (TD), W. Welker 4-24, R. Hillman 2-9, C. Latimer 1-9
Oak.: J. Jones 8-20, M. Rivera 6-64 (TD), D. McFadden 4-22, V. Brown 3-20, B. Butler 2-12 (TD), M. Reece 2-6, D. Moore 1-28, L. Murray 1-7, M. Jones-Drew 1-7, B. Leonhardt 1-5, K. Barnes 1-1

INTERCEPTIONS
Den.: T. Ward 1-18, B. Roby 1-0
Oak.: J. Tuck 1-7, D. Hayden 1-(-1)

SACKS
Den.: None
Oak.: None

PUNTING
Den.: B. Colquitt 5-226 (45.2)
Oak.: M. King 9-389 (43.2)

PUNT RETURNS
Den.: I. Burse 4-52 (13.0)
Oak.: D. Moore 1-4 (4.0)

KICKOFF RETURNS
Den.: A. Caldwell 1-30 (30.0)
Oak.: L. Murray 2-48 (24.0)

WEEK 11

OAKLAND RAIDERS 6
SAN DIEGO CHARGERS 13

Nov. 16, 2014 | Qualcomm Stadium | 66,720

Team	1	2	3	4	Final
Oakland	3	0	0	3	6
San Diego	7	3	3	0	13

SCORING SUMMARY

Team	Qtr	Time	Play Description	Visitor	Home
S.D.	1	14:07	M. Floyd 22 yd. pass from P. Rivers (N. Novak kick) (2-22, 0:46)	0	7
Oak.	1	7:27	S. Janikowski 42 yd. Field Goal (8-47, 3:28)	3	7
S.D.	2	4:12	N. Novak 23 yd. Field Goal (11-52, 5:27)	3	10
S.D.	3	7:19	N. Novak 52 yd. Field Goal (7-33, 4:01)	3	13
Oak.	4	4:06	S. Janikowski 25 yd. Field Goal (7-48, 2:09)	6	13

TEAM STATS

	Raiders	Chargers
First Downs	9	18
Time of Possession	25:14	34:46
Net Yards Rushing	71	120
Net Yards Passing	162	180
Total Net Yards	233	300
Penalties/Yards	8-41	6-40
Fumbles/Lost	2-1	0-0

INDIVIDUAL STATS

PASSING
Oak.: D. Carr 16-34-172
S.D.: P. Rivers 22-34-193 (1 TD)

RUSHING
Oak.: L. Murray 4-43, D. McFadden 8-21, M. Jones-Drew 4-6, M. Reece 1-1, D. Carr 2-0
S.D.: Ry. Mathews 16-70, B. Oliver 13-36, E. Royal 1-15, D. Brown 1-0, P. Rivers 1-(-1)

RECEIVING
Oak.: M. Rivera 3-40, L. Murray 3-16, K. Thompkins 2-47, J. Jones 2-35, A. Holmes 2-19, M. Reece 2-(-4), B. Butler 1-15, B. Leonhardt 1-4
S.D.: K. Allen 8-63, M. Floyd 4-44 (TD), A. Gates 3-32, E. Royal 2-27, L. Green 1-11, Ry. Mathews 1-5, D. Brown 1-4, D. Johnson 1-4, B. Oliver 1-3

INTERCEPTIONS
Oak.: None
S.D.: None

SACKS
Oak.: A. Smith, 1-8, K. Mack 1-5
S.D.: K. Conner 1-1, J. Attaochu 1-9

PUNTING
Oak.: M. King 9-446 (49.6)
S.D.: M. Scifres 9-380 (42.2)

PUNT RETURNS
Oak.: D. Moore 3-7 (2.3)
S.D.: K. Allen 4-44 (11.0)

KICKOFF RETURNS
Oak.: L. Murray 4-75 (18.8)
S.D.: C. Davis 1-25 (25.0)

GAME SUMMARIES

WEEK 12

KANSAS CITY CHIEFS 20
OAKLAND RAIDERS 24

Nov. 20, 2014 | O.co Coliseum | 52,865

Team	1	2	3	4	Final
Kansas City	0	3	7	10	20
Oakland	7	7	3	7	24

SCORING SUMMARY

Team	Qtr	Time	Play Description	Visitor	Home
Oak.	1	6:33	L. Murray 11 yd. run (S. Janikowski kick) (8-60, 3:29)	0	7
Oak.	2	12:28	L. Murray 90 yd. run (S. Janikowski kick) (1-90, 0:12)	0	14
K.C.	2	7:19	C. Santos 24 yd. Field Goal (4-6, 0:52)	3	14
Oak.	3	5:05	S. Janikowski 40 yd. Field Goal (9-27, 4:39)	3	17
K.C.	3	1:52	A Fasano 19 yd. pass from A. Smith (C. Santos kick) (6-60, 3:13)	10	17
K.C.	4	12:20	J. Charles 30 yd. pass from A. Smith (C. Santos kick) (4-65, 2:19)	17	17
K.C.	4	9:03	C. Santos 25 yd. Field Goal (5-30, 2:10)	20	17
Oak.	4	1:42	J. Jones 9 yd. pass from D. Carr (S. Janikowski kick) (17-80, 7:21)	20	24

TEAM STATS

	Chiefs	Raiders
First Downs	16	18
Time of Possession	29:55	30:05
Net Yards Rushing	96	179
Net Yards Passing	217	172
Total Net Yards	313	351
Penalties/Yards	7-59	7-60
Fumbles/Lost	2-0	2-1

INDIVIDUAL STATS

PASSING
K.C.: A. Smith 20-36-234 (2 TD)
Oak.: D. Carr 18-35-174 (TD)

RUSHING
K.C.: J. Charles 19-80, D. Thomas 1-9, A. Smith 2-5, K. Davis 2-2
Oak.: L. Murray 4-112 (2 TD), M. Reece 8-37, D. McFadden 12-29, D. Carr 3-2, M. Jones-Drew 3-(-1)

RECEIVING
K.C.: T. Kelce 4-67, J. Charles 4-42 (TD), D. Bowe 3-42, A. Fasano 2-30 (TD), A. Wilson 2-27, D. Thomas 2-15, F. Hammond 1-7, J. Hemingway 1-4, A. Sherman 1-0
Oak.: A. Holmes 5-55, J. Jones 5-47 (TD), V. Brown 2-30, B. Butler 2-21, D. McFadden 2-5, M. Reece 1-8, M. Rivera 1-8

INTERCEPTIONS
K.C.: None
Oak.: None

SACKS
K.C.: J. Houston 1-2
Oak.: S. Moore 1-7, C. Woodson 1-10

PUNTING
K.C.: D. Colquitt 7-297 (42.4)
Oak.: M. King 6-296 (49.3)

PUNT RETURNS
K.C.: F. Hammond 2-48 (24.0), D. Thomas 2-3 (1.5)
Oak.: C. Woodson 1-5 (5.0), D. Moore 1-0 (0.0)

KICKOFF RETURNS
K.C.: K. Davis 2-65 (32.5), D. Thomas 1-48 (48.0)
Oak.: D. McFadden 3-59 (19.7), L. Murray 1-24 (24.0)

OAKLAND RAIDERS (0-10) vs. KANSAS CITY CHIEFS (7-3)

THURSDAY, NOV. 20, 2014 – 5:25 P.M. – O.CO COLISEUM

RAIDERS

NO	NAME	POS
4	Derek Carr	QB
7	Marquette King	P
8	Matt Schaub	QB
11	Sebastian Janikowski	K
12	Brice Butler	WR
14	Matt McGloin	QB
17	Denarius Moore	WR
18	Andre Holmes	WR
19	Vincent Brown	WR
20	Darren McFadden	RB
21	Maurice Jones-Drew	RB
23	Tarell Brown	CB
24	Charles Woodson	S
25	DJ Hayden	CB
27	Carlos Rogers	CB
28	Latavius Murray	RB
29	Brandian Ross	S
31	Neiko Thorpe	CB
35	Chimdi Chekwa	CB
38	TJ Carrie	CB
39	Keith McGill	CB
41	Jonathan Dowling	S
42	Larry Asante	S
45	Marcel Reece	FB
49	Jamize Olawale	FB/RB
51	Jamar Chaney	LB
52	Khalil Mack	LB
55	Sio Moore	LB
56	Miles Burris	LB
57	Ray-Ray Armstrong	LB
59	Jon Condo	LS
61	Stefen Wisniewski	C/G
66	Gabe Jackson	G
67	Kevin Boothe	G
69	Khalif Barnes	T/G
70	Tony Bergstrom	G
71	Menelik Watson	T
72	Donald Penn	T
73	Matt McCants	T
77	Austin Howard	G/T
78	Justin Ellis	DT
81	Mychal Rivera	TE
85	Kenbrell Thompkins	WR
86	David Ausberry	TE
87	Brian Leonhardt	TE
89	James Jones	WR
90	Pat Sims	DT
91	Justin Tuck	DE
92	Stacy McGee	DT
94	Antonio Smith	DL
95	Benson Mayowa	DE
96	Denico Autry	DE
98	C.J. Wilson	DL

RAIDERS OFFENSE

WR	89	James Jones	17	Denarius Moore	19	Vincent Brown
LT	72	Donald Penn	73	Matt McCants		
LG	66	Gabe Jackson				
C	61	Stefen Wisniewski	67	Kevin Boothe		
RG	77	Austin Howard	70	Tony Bergstrom		
RT	69	Khalif Barnes	71	Menelik Watson		
TE	81	Mychal Rivera	86	David Ausberry	87	Brian Leonhardt
WR	18	Andre Holmes	12	Brice Butler	85	Kenbrell Thompkins
QB	4	Derek Carr	8	Matt Schaub	14	Matt McGloin
RB	20	Darren McFadden	21	Maurice Jones-Drew	28	Latavius Murray
FB	45	Marcel Reece	49	Jamize Olawale		

RAIDERS DEFENSE

RE	98	C.J. Wilson	95	Benson Mayowa		
DT	94	Antonio Smith	92	Stacy McGee		
NT	78	Justin Ellis	90	Pat Sims		
LE	91	Justin Tuck	96	Denico Autry		
WLB	55	Sio Moore	51	Jamar Chaney	57	Ray-Ray Armstrong
MLB	56	Miles Burris				
SLB	52	Khalil Mack				
RCB	23	Tarell Brown	25	DJ Hayden	35	Chimdi Chekwa
					31	Neiko Thorpe
LCB	27	Carlos Rogers	38	TJ Carrie	39	Keith McGill
FS	24	Charles Woodson	41	Jonathan Dowling		
SS	29	Brandian Ross	42	Larry Asante		

CHIEFS DEFENSE

LDE	96	Jaye Howard	94	Kevin Vickerson		
NT	92	Dontari Poe				
RDE	97	Allen Bailey	99	Vance Walker		
LOLB	50	Justin Houston	55	Dee Ford	51	Frank Zombo
LILB	90	Josh Mauga				
RILB	52	James-Michael Johnson	53	Joe Mays		
ROLB	91	Tamba Hali	95	Josh Martin		
LCB	38	Ron Parker	23	Phillip Gaines	31	Marcus Cooper
RCB	21	Sean Smith	20	Chris Owens	30	Jamell Fleming
SS	29	Eric Berry	38	Ron Parker	27	Kurt Coleman
FS	39	Husain Abdullah	24	Kelcie McCray	49	Daniel Sorensen

CHIEFS OFFENSE

WR	17	Donnie Avery	15	A.J. Jenkins	13	De'Anthony Thomas
LT	72	Eric Fisher	79	Donald Stephenson		
LG	75	Mike McGlynn	76	Laurent Duvernay-Tardif		
C	61	Rodney Hudson	64	Eric Kush		
RG	73	Zach Fulton	74	Jeff Linkenbach		
RT	68	Ryan Harris	79	Donald Stephenson		
TE	80	Anthony Fasano	87	Travis Kelce	89	Phillip Supernaw
WR	82	Dwayne Bowe	85	Frankie Hammond Jr.	12	Albert Wilson
					88	Junior Hemingway
QB	11	Alex Smith	10	Chase Daniel	7	Aaron Murray
RB	25	Jamaal Charles	34	Knile Davis	13	De'Anthony Thomas
					35	Charcandrick West
FB	42	Anthony Sherman				

RAIDERS SPECIALISTS

P	7	Marquette King				
K	11	Sebastian Janikowski				
H	8	Matt Schaub	7	Marquette King		
LS	59	Jon Condo	61	Stefen Wisniewski	87	Brian Leonhardt
KR	38	TJ Carrie	28	Latavius Murray		
PR	38	TJ Carrie	17	Denarius Moore		

Underline: Rookie *[Brackets]: Injured*

CHIEFS SPECIALISTS

P	2	Dustin Colquitt	5	Cairo Santos		
K	5	Cairo Santos	2	Dustin Colquitt		
KO	5	Cairo Santos	2	Dustin Colquitt		
LS	43	Thomas Gafford	87	Travis Kelce		
H	2	Dustin Colquitt	10	Chase Daniel		
PR	13	De'Anthony Thomas	85	Frankie Hammond Jr.	12	Albert Wilson
KR	34	Knile Davis	85	Frankie Hammond Jr.	12	Albert Wilson

Underline: Rookie *[Brackets]: Injured*

INACTIVES

1. _____ 5. _____
2. _____ 6. _____
3. _____ 7. _____
4. _____

OFFICIALS

REFEREE - John Parry (132)
UMPIRE - Mark Pellis (131)
HEAD LINESMAN - Derick Bowers (74)
LINE JUDGE - Julian Mapp (10)
FIELD JUDGE - Jon Lucivansky (89)
SIDE JUDGE - Joe Larrew (73)
BACK JUDGE - Perry Paganelli (46)
REPLAY OFFICIAL - Bobby McGrath

INACTIVES

1. _____ 5. _____
2. _____ 6. _____
3. _____ 7. _____
4. _____

CHIEFS

NO	NAME	POS
2	Dustin Colquitt	P
5	Cairo Santos	K
7	Aaron Murray	QB
10	Chase Daniel	QB
11	Alex Smith	QB
12	Albert Wilson	WR
13	De'Anthony Thomas	RB/WR
15	A.J. Jenkins	WR
17	Donnie Avery	WR
20	Chris Owens	CB
21	Sean Smith	CB
23	Phillip Gaines	CB
24	Kelcie McCray	S
25	Jamaal Charles	RB
27	Kurt Coleman	S
29	Eric Berry	S
30	Jamell Fleming	CB
31	Marcus Cooper	CB
34	Knile Davis	RB
35	Charcandrick West	RB
38	Ron Parker	DB
39	Husain Abdullah	S
42	Anthony Sherman	FB
43	Thomas Gafford	LS
49	Daniel Sorensen	S
50	Justin Houston	LB
51	Frank Zombo	LB
52	James-Michael Johnson	LB
53	Joe Mays	LB
55	Dee Ford	LB
61	Rodney Hudson	C
64	Eric Kush	C
68	Ryan Harris	T
72	Eric Fisher	T
73	Zach Fulton	G
74	Jeff Linkenbach	OL
75	Mike McGlynn	G
76	Laurent Duvernay-Tardif	OL
79	Donald Stephenson	OL
80	Anthony Fasano	TE
82	Dwayne Bowe	WR
85	Frankie Hammond Jr.	WR
87	Travis Kelce	TE
88	Junior Hemingway	WR
89	Phillip Supernaw	TE
90	Josh Mauga	LB
91	Tamba Hali	LB
92	Dontari Poe	DT
94	Kevin Vickerson	DT
95	Josh Martin	LB/DE
96	Jaye Howard	DT
97	Allen Bailey	DL
99	Vance Walker	DE

NO	NAME	POS
57	Armstrong, Ray-Ray	LB
42	Asante, Larry	S
86	Ausberry, David	TE
96	Autry, Denico	DE
69	Barnes, Khalif	T/G
70	Bergstrom, Tony	G
67	Boothe, Kevin	G
23	Brown, Tarell	CB
19	Brown, Vincent	WR
56	Burris, Miles	LB
12	Butler, Brice	WR
4	Carr, Derek	QB
38	Carrie, TJ	CB
51	Chaney, Jamar	LB
35	Chekwa, Chimdi	CB
59	Condo, Jon	LS
41	Dowling, Jonathan	S
78	Ellis, Justin	DT
25	Hayden, DJ	CB
18	Holmes, Andre	WR
77	Howard, Austin	G/T
66	Jackson, Gabe	G
11	Janikowski, Sebastian	K
89	Jones, James	WR
21	Jones-Drew, Maurice	RB
7	King, Marquette	P
87	Leonhardt, Brian	TE
52	Mack, Khalil	LB
95	Mayowa, Benson	DE
73	McCants, Matt	T
20	McFadden, Darren	RB
92	McGee, Stacy	DT
39	McGill, Keith	CB
14	McGloin, Matt	QB
17	Moore, Denarius	WR
55	Moore, Sio	LB
28	Murray, Latavius	RB
49	Olawale, Jamize	FB/RB
72	Penn, Donald	T
45	Reece, Marcel	FB
81	Rivera, Mychal	TE
27	Rogers, Carlos	CB
29	Ross, Brandian	S
8	Schaub, Matt	QB
90	Sims, Pat	DT
94	Smith, Antonio	DL
85	Thompkins, Kenbrell	WR
31	Thorpe, Neiko	CB
91	Tuck, Justin	DE
71	Watson, Menelik	T
98	Wilson, C.J.	DL
61	Wisniewski, Stefen	C/G
24	Woodson, Charles	S

OAKLAND RAIDERS

NO	NAME	POS	HT	WT	AGE	EXP	COLLEGE
4	Derek Carr	QB	6-3	214	23	R	Fresno State
7	Marquette King	P	6-0	190	26	3	Fort Valley State
8	Matt Schaub	QB	6-6	235	33	11	Virginia
11	Sebastian Janikowski	K	6-1	260	36	15	Florida State
12	Brice Butler	WR	6-3	210	24	2	San Diego State
14	Matt McGloin	QB	6-1	210	24	2	Penn State
17	Denarius Moore	WR	6-0	190	25	4	Tennessee
18	Andre Holmes	WR	6-4	210	26	3	Hillsdale
19	Vincent Brown	WR	5-11	190	25	4	San Diego State
20	Darren McFadden	RB	6-1	218	27	7	Arkansas
21	Maurice Jones-Drew	RB	5-7	210	29	9	UCLA
23	Tarell Brown	CB	5-11	190	29	8	Texas
24	Charles Woodson	S	6-1	210	38	17	Michigan
25	DJ Hayden	CB	5-11	190	24	2	Houston
27	Carlos Rogers	CB	6-0	195	33	10	Auburn
28	Latavius Murray	RB	6-3	225	24	2	UCF
29	Brandian Ross	S	6-1	190	25	3	Youngstown State
31	Neiko Thorpe	CB	6-1	200	24	2	Auburn
35	Chimdi Chekwa	CB	6-0	190	26	3	Ohio State
38	TJ Carrie	CB	6-0	204	24	R	Ohio
39	Keith McGill	CB	6-3	211	25	R	Utah
41	Jonathan Dowling	S	6-3	190	22	R	Western Kentucky
42	Larry Asante	S	6-0	210	26	3	Nebraska
45	Marcel Reece	FB	6-1	250	29	5	Washington
49	Jamize Olawale	FB/RB	6-1	235	25	2	North Texas
51	Jamar Chaney	LB	6-0	242	28	4	Mississippi State
52	Khalil Mack	LB	6-3	252	23	R	Buffalo
55	Sio Moore	LB	6-1	240	24	2	Connecticut
56	Miles Burris	LB	6-2	235	26	3	San Diego State
57	Ray-Ray Armstrong	LB	6-3	234	23	2	Miami (Fla.)
59	Jon Condo	LS	6-3	240	33	8	Maryland
61	Stefen Wisniewski	C/G	6-3	315	25	4	Penn State
66	Gabe Jackson	G	6-3	336	23	R	Mississippi State
67	Kevin Boothe	G	6-5	325	31	9	Cornell
69	Khalif Barnes	T/G	6-6	320	32	10	Washington
70	Tony Bergstrom	G	6-5	315	28	3	Utah
71	Menelik Watson	T	6-5	315	25	2	Florida State
72	Donald Penn	T	6-4	330	31	9	Utah State
73	Matt McCants	T	6-6	310	25	2	UAB
77	Austin Howard	G/T	6-7	330	27	5	Northern Iowa
78	Justin Ellis	DT	6-2	334	23	R	Louisiana Tech
81	Mychal Rivera	TE	6-3	245	24	2	Tennessee
85	Kenbrell Thompkins	WR	6-1	195	26	2	Cincinnati
86	David Ausberry	TE	6-4	250	27	4	USC
87	Brian Leonhardt	TE	6-5	255	24	1	Bemidji State
89	James Jones	WR	6-1	200	30	8	San Jose State
90	Pat Sims	DT	6-2	310	28	7	Auburn
91	Justin Tuck	DE	6-5	265	31	10	Notre Dame
92	Stacy McGee	DT	6-3	310	24	2	Oklahoma
94	Antonio Smith	DL	6-3	290	33	10	Oklahoma State
95	Benson Mayowa	DE	6-3	252	23	2	Idaho
96	Denico Autry	DE	6-5	273	24	R	Mississippi State
98	C.J. Wilson	DL	6-3	300	27	5	East Carolina

PRONUNCIATION

Larry **Asante**	ah-SAHN-tay	Brian **Leonhardt**	LEE-in-hart	**Mychal** Rivera	MIKE-uhl
Denico Autry	duh-KNEE-co	**Khalil** Mack	KAH-leel	**Brandian** Ross	BRAN-don
Khalif Barnes	kuh-LEEF	Benson **Mayowa**	may-OH-uh	Matt **Schaub**	SHOB
Kevin **Boothe**	BOOTH	**Denarius** Moore	den-AIR-ee-us	**Kenbrell** Thompkins	ken-BRELL
Tarell Brown	tuh-RELL	**Sio** Moore	SEE-oh	**Neiko** Thorpe	KNEE-co
Chimdi Chekwa	CHIM-dee CHECK-wah	**Latavius** Murray	lah-TAY-vee-us	**Menelik** Watson	MEN-ah-lick
Sebastian **Janikowski**	Jan-ah-COW-skee	**Jamize Olawale**	juh-MAZE oh-lah-WALL-ee	**Stefen Wisniewski**	STEFF-en wizz-NEW-skee

OAKLAND RAIDERS COACHING STAFF

Tony Sparano (Interim Head Coach)

Bobby April (special teams coordinator), Greg Olson (offensive coordinator), Jason Tarver (defensive coordinator), Chris Boniol (assistant special teams), John DeFilippo (quarterbacks), Ted Gilmore (wide receivers), John Grieco (strength and conditioning), Justin Griffith (quality control-offense), Nick Holz (offensive assistant), Mark Hutson (tight ends), Marcus Robertson (assistant defensive backs), Bob Sanders (linebackers), Eric Sanders (quality control-defense), Al Saunders (senior offensive assistant), Kelly Skipper (running backs), Travis Smith (defensive assistant), Vernon Stephens (assistant strength and conditioning), Terrell Williams (defensive line), Joe Woods (defensive backs).

KANSAS CITY CHIEFS

NO	NAME	POS	HT	WT	AGE	EXP	COLLEGE
2	Dustin Colquitt	P	6-3	210	32	10	Tennessee
5	Cairo Santos	K	5-8	160	22	R	Tulane
7	Aaron Murray	QB	6-1	207	24	R	Georgia
10	Chase Daniel	QB	6-0	225	28	6	Missouri
11	Alex Smith	QB	6-4	217	30	10	Utah
12	Albert Wilson	WR	5-9	200	22	R	Georgia State
13	De'Anthony Thomas	RB/WR	5-9	174	21	R	Oregon
15	A.J. Jenkins	WR	6-0	200	25	3	Illinois
17	Donnie Avery	WR	5-11	200	30	7	Houston
20	Chris Owens	CB	5-9	180	27	6	San Jose State
21	Sean Smith	CB	6-3	218	27	6	Utah
23	Phillip Gaines	CB	6-0	193	23	R	Rice
24	Kelcie McCray	S	6-1	205	26	2	Arkansas State
25	Jamaal Charles	RB	5-11	199	27	7	Texas
27	Kurt Coleman	S	5-11	200	26	5	Ohio State
29	Eric Berry	S	6-0	211	25	5	Tennessee
30	Jamell Fleming	CB	5-11	206	25	3	Oklahoma
31	Marcus Cooper	CB	6-2	192	24	2	Rutgers
34	Knile Davis	RB	5-10	227	23	2	Arkansas
35	Charcandrick West	RB	5-10	205	23	R	Abilene Christian
38	Ron Parker	DB	6-0	206	27	4	Newberry
39	Husain Abdullah	S	6-0	204	29	6	Washington State
42	Anthony Sherman	FB	5-10	242	25	4	Connecticut
43	Thomas Gafford	LS	6-2	250	31	7	Houston
49	Daniel Sorensen	S	6-2	208	24	R	BYU
50	Justin Houston	LB	6-3	258	25	4	Georgia
51	Frank Zombo	LB	6-3	254	27	5	Central Michigan
52	James-Michael Johnson	LB	6-1	240	25	3	Nevada
53	Joe Mays	LB	5-11	244	29	7	North Dakota State
55	Dee Ford	LB	6-2	252	23	R	Auburn
61	Rodney Hudson	C	6-2	299	25	4	Florida State
64	Eric Kush	C	6-4	313	25	2	California (Pa.)
68	Ryan Harris	T	6-5	302	29	7	Notre Dame
72	Eric Fisher	T	6-7	315	23	2	Central Michigan
73	Zach Fulton	G	6-5	316	23	R	Tennessee
74	Jeff Linkenbach	OL	6-6	325	27	5	Cincinnati
75	Mike McGlynn	G	6-4	325	29	5	Pittsburgh
76	Laurent Duvernay-Tardif	OL	6-5	321	23	R	McGill
79	Donald Stephenson	OL	6-6	312	26	3	Oklahoma
80	Anthony Fasano	TE	6-4	255	30	9	Notre Dame
82	Dwayne Bowe	WR	6-2	221	30	8	LSU
85	Frankie Hammond Jr.	WR	6-1	184	24	1	Florida
87	Travis Kelce	TE	6-5	260	25	2	Cincinnati
88	Junior Hemingway	WR	6-1	225	25	2	Michigan
89	Phillip Supernaw	TE	6-5	248	24	1	Ouachita Baptist
90	Josh Mauga	LB	6-1	245	27	5	Nevada
91	Tamba Hali	LB	6-3	275	31	9	Penn State
92	Dontari Poe	DT	6-3	346	24	3	Memphis
94	Kevin Vickerson	DT	6-5	328	31	7	Michigan State
95	Josh Martin	LB/DE	6-3	245	23	2	Columbia (N.Y.)
96	Jaye Howard	DT	6-3	301	25	3	Florida
97	Allen Bailey	DL	6-3	288	25	4	Miami
99	Vance Walker	DE	6-2	305	27	6	Georgia Tech

PRONUNCIATION

Husain Abdullah	Ab-DUEL-uh	Anthony **Fasano**	Fuh-SAWN-oh	Josh **Mauga**	MAW-gah
Knile Davis	Nile	**Tamba Hali**	TOM-buh HA-LEE	**Dontari** Poe	Don-TAR-ee
Larry **Duvernay-Tardif**	Doo-ver-nay Tar-diff	Travis **Kelce**	Kel-SEE		

KANSAS CITY CHIEFS COACHING STAFF

Andy Reid (Head Coach)

Doug Pederson (offensive coordinator), Eric Bieniemy (running backs), Eugene Chung (asst. offensive line), David Culley (asst. head coach/wide receivers), Andy Heck (offensive line), Corey Matthaei (quality control), Tom Melvin (tight ends), Matt Nagy (quarterbacks), Bob Sutton (defensive coordinator), Tommy Brasher (defensive line), Mark DeLeone (quality control), Gary Gibbs (linebackers), Al Harris (defensive asst./ secondary), Britt Reid (quality control), Emmitt Thomas (defensive backs), Dave Toub (special teams coordinator), Brock Olivo (assistant special teams), Brad Childress (spread game analyst/special projects), Travis Crittenden (asst. strength & conditioning), Mike Frazier (statistical analysis coordinator), Barry Rubin (head strength & conditioning), Brent Salazar (asst. strength & conditioning).

NO	NAME	POS
39	Abdullah, Husain	S
17	Avery, Donnie	WR
97	Bailey, Allen	DL
29	Berry, Eric	S
82	Bowe, Dwayne	WR
25	Charles, Jamaal	RB
27	Coleman, Kurt	S
2	Colquitt, Dustin	P
31	Cooper, Marcus	CB
10	Daniel, Chase	QB
34	Davis, Knile	RB
76	Duvernay-Tardif, Laurent	OL
80	Fasano, Anthony	TE
72	Fisher, Eric	T
30	Fleming, Jamell	CB
55	Ford, Dee	LB
73	Fulton, Zach	G
43	Gafford, Thomas	LS
23	Gaines, Phillip	CB
91	Hali, Tamba	LB
85	Hammond Jr., Frankie	WR
68	Harris, Ryan	T
88	Hemingway, Junior	WR
50	Houston, Justin	LB
96	Howard, Jaye	DT
61	Hudson, Rodney	C
15	Jenkins, A.J.	WR
52	Johnson, James-Michael	LB
87	Kelce, Travis	TE
64	Kush, Eric	C
74	Linkenbach, Jeff	OL
95	Martin, Josh	LB/DE
90	Mauga, Josh	LB
53	Mays, Joe	LB
24	McCray, Kelcie	S
75	McGlynn, Mike	G
7	Murray, Aaron	QB
20	Owens, Chris	CB
38	Parker, Ron	DB
92	Poe, Dontari	DT
5	Santos, Cairo	K
42	Sherman, Anthony	FB
11	Smith, Alex	QB
21	Smith, Sean	CB
49	Sorensen, Daniel	S
79	Stephenson, Donald	OL
89	Supernaw, Phillip	TE
13	Thomas, De'Anthony	RB/WR
94	Vickerson, Kevin	DT
99	Walker, Vance	DE
35	West, Charcandrick	RB
12	Wilson, Albert	WR
51	Zombo, Frank	LB

REGULAR SEASON WEEK 12, GAME 11

National Football League Game Summary

NFL Copyright © 2014 by The National Football League. All rights reserved. This summary and play-by-play is for the express purpose of assisting media in their coverage of the game; any other use of this material is prohibited without the written permission of the National Football League. Updated: 11/21/2014

Date: Thursday, 11/20/2014

Kansas City Chiefs at Oakland Raiders

at O.co Coliseum, Oakland, CA

Start Time: 8:26 PM EST

Game Day Weather

Game Weather: Cloudy

Temp: 57° F (13.9° C) Humidity: 88%, Wind: SSE 6 mph

Played Outdoor on Turf: Natural Grass

Outdoor Weather: Cloudy,

Officials

Referee: Parry, John (132)
Umpire: Pellis, Mark (131)
Head Linesman: Bowers, Derick (74)
Line Judge: Mapp, Julian (10)
Side Judge: Larrew, Joe (73)
Field Judge: Lucivansky, Jon (89)
Back Judge: Paganelli, Perry (46)
Replay Official: McGrath, Bob ()

Lineups

Kansas City Chiefs

Offense			Defense		
WR	85	F.Hammond	LDE	96	J.Howard
LT	72	E.Fisher	NT	92	D.Poe
LG	75	M.McGlynn	RDE	97	A.Bailey
C	61	R.Hudson	LOLB	50	J.Houston
RG	73	Z.Fulton	LILB	90	J.Mauga
RT	68	R.Harris	RILB	52	J.Johnson
TE	87	T.Kelce	ROLB	91	T.Hali
WR	82	D.Bowe	LCB	38	R.Parker
QB	11	A.Smith	RCB	21	S.Smith
RB	25	J.Charles	SS	29	E.Berry
WR	13	D.Thomas	FS	39	H.Abdullah

Oakland Raiders

Offense			Defense		
WR	89	J.Jones	CB	29	B.Ross
LT	72	D.Penn	DT	94	A.Smith
LG	69	K.Barnes	NT	78	J.Ellis
C	61	S.Wisniewski	LE	91	J.Tuck
RG	77	A.Howard	WLB	55	S.Moore
RT	71	M.Watson	MLB	56	M.Burris
TE	87	B.Leonhardt	SLB	52	K.Mack
WR	18	A.Holmes	RCB	23	T.Brown
QB	4	D.Carr	LCB	25	D.Hayden
RB	20	D.McFadden	FS	24	C.Woodson
FB	45	M.Reece	SS	42	L.Asante

Substitutions

P 2 D.Colquitt, K 5 C.Santos, WR 12 A.Wilson, CB 23 P.Gaines, S 24 K.McCray, S 27 K.Coleman, CB 31 M.Cooper, RB 34 K.Davis, RB 35 C.West, FB 42 A.Sherman, LS 43 T.Gafford, S 49 D.Sorensen, LB 51 F.Zombo, LB 53 J.Mays, LB 55 D.Ford, T 74 J.Linkenbach, T 79 D.Stephenson, TE 80 A.Fasano, WR 88 J.Hemingway, TE 89 P.Supernaw, DL 94 K.Vickerson, LB/DE 95 J.Martin, DE 99 V.Walker

Substitutions

P 7 M.King, QB 8 M.Schaub, K 11 S.Janikowski, WR 12 B.Butler, WR 17 D.Moore, WR 19 V.Brown, RB 21 M.Jones-Drew, RB 28 L.Murray, CB 31 N.Thorpe, CB 35 C.Chekwa, CB 39 K.McGill, FB-RB 49 J.Olawale, LB 51 J.Chaney, LB 57 R.Armstrong, LS 59 J.Condo, G 67 K.Boothe, T 73 M.McCants, TE 81 M.Rivera, WR 85 K.Thompkins, DT 90 P.Sims, DT 92 S.McGee, DE 95 B.Mayowa, DE 96 D.Autry, DL 98 C.Wilson

Did Not Play

QB 10 C.Daniel

Did Not Play

Not Active

QB 7 A.Murray, WR 15 A.Jenkins, WR 17 D.Avery, CB 20 C.Owens, CB 30 J.Fleming, C 64 E.Kush, OL 76 L.Duvernay-Tardif

Not Active

QB 14 M.McGloin, CB 27 C.Rogers, CB 38 T.Carrie, S 41 J.Dowling, G 66 G.Jackson, G 70 T.Bergstrom, TE 86 D.Ausberry

Field Goals (made ( ) & missed)

C.Santos (24) (25)

S.Janikowski (40)

		1	2	3	4	OT	Total
VISITOR:	Kansas City Chiefs	0	3	7	10	0	20
HOME:	Oakland Raiders	7	7	3	7	0	24

Scoring Plays

Team	Qtr	Time	Play Description (Extra Point) (Drive Info)	Visitor	Home
Raiders	1	6:33	L.Murray 11 yd. run (S.Janikowski kick) (8-60, 3:29)	0	7
Raiders	2	12:28	L.Murray 90 yd. run (S.Janikowski kick) (1-90, 0:12)	0	14
Chiefs	2	7:19	C.Santos 24 yd. Field Goal (4-6, 0:52)	3	14
Raiders	3	5:05	S.Janikowski 40 yd. Field Goal (9-27, 4:39)	3	17
Chiefs	3	1:52	A.Fasano 19 yd. pass from A.Smith (C.Santos kick) (6-60, 3:13)	10	17
Chiefs	4	12:20	J.Charles 30 yd. pass from A.Smith (C.Santos kick) (4-65, 2:19)	17	17
Chiefs	4	9:03	C.Santos 25 yd. Field Goal (5-30, 2:10)	20	17
Raiders	4	1:42	J.Jones 9 yd. pass from D.Carr (S.Janikowski kick) (17-80, 7:21)	20	24

Paid Attendance: 52,865

Time: 3:12

Kansas City Chiefs vs Oakland Raiders
11/20/2014 at O.co Coliseum

Final Individual Statistics

Kansas City Chiefs

RUSHING	ATT	YDS	AVG	LG	TD
J.Charles	19	80	4.2	11	0
D.Thomas	1	9	9.0	9	0
A.Smith	2	5	2.5	3	0
K.Davis	2	2	1.0	3	0
Total	24	96	4.0	11	0

PASSING	ATT	CMP	YDS	SK/YD	TD	LG	IN	RT
A.Smith	36	20	234	2/17	2	**30**	0	94.0
Total	36	20	234	2/17	2	30	0	94.0

PASS RECEIVING	TAR	REC	YDS	AVG	LG	TD
T.Kelce	5	4	67	16.8	27	0
J.Charles	7	4	42	10.5	**30**	1
D.Bowe	5	3	42	14.0	24	0
A.Fasano	2	2	30	15.0	**19**	1
A.Wilson	2	2	27	13.5	23	0
D.Thomas	6	2	15	7.5	10	0
F.Hammond	3	1	7	7.0	7	0
J.Hemingway	2	1	4	4.0	4	0
A.Sherman	1	1	0	0.0	0	0
K.Davis	1	0	0	0.0	0	0
Total	34	20	234	11.7	30	2

INTERCEPTIONS	NO	YDS	AVG	LG	TD
Total	0	0	0	0	0

PUNTING	NO	YDS	AVG	NET	TB	IN20	LG
D.Colquitt	7	297	42.4	41.7	0	4	69
Total	7	297	42.4	41.7	0	4	69

PUNT RETURNS	NO	YDS	AVG	FC	LG	TD
F.Hammond	2	48	24.0	0	28	0
D.Thomas	2	3	1.5	0	15	0
[DOWNED]	1	0	0.0	0	0	0
[OUT OF BOUNDS]	1	0	0.0	0	0	0
Total	4	51	12.8	0	28	0

KICKOFF RETURNS	NO	YDS	AVG	FC	LG	TD
K.Davis	2	65	32.5	0	46	0
D.Thomas	1	48	48.0	0	48	0
[TOUCHBACK]	2	0	0.0	0	0	0
Total	3	113	37.7	0	48	0

Oakland Raiders

RUSHING	ATT	YDS	AVG	LG	TD
L.Murray	4	112	28.0	**90**	2
M.Reece	8	37	4.6	9	0
D.McFadden	12	29	2.4	7	0
D.Carr	3	2	0.7	2	0
M.Jones-Drew	3	-1	-0.3	1	0
Total	30	179	6.0	90	2

PASSING	ATT	CMP	YDS	SK/YD	TD	LG	IN	RT
D.Carr	35	18	174	1/2	1	37	0	75.2
Total	35	18	174	1/2	1	37	0	75.2

PASS RECEIVING	TAR	REC	YDS	AVG	LG	TD
A.Holmes	10	5	55	11.0	37	0
J.Jones	6	5	47	9.4	17	1
V.Brown	4	2	30	15.0	19	0
B.Butler	3	2	21	10.5	11	0
D.McFadden	2	2	5	2.5	3	0
M.Reece	5	1	8	8.0	8	0
M.Rivera	4	1	8	8.0	8	0
K.Thompkins	1	0	0	0.0	0	0
Total	35	18	174	9.7	37	1

INTERCEPTIONS	NO	YDS	AVG	LG	TD
Total	0	0	0	0	0

PUNTING	NO	YDS	AVG	NET	TB	IN20	LG
M.King	6	296	49.3	40.8	0	3	58
Total	6	296	49.3	40.8	0	3	58

PUNT RETURNS	NO	YDS	AVG	FC	LG	TD
C.Woodson	1	5	5.0	0	5	0
D.Moore	1	0	0.0	2	0	0
[DOWNED]	3	0	0.0	0	0	0
Total	2	5	2.5	2	5	0

KICKOFF RETURNS	NO	YDS	AVG	FC	LG	TD
D.McFadden	3	59	19.7	0	23	0
L.Murray	1	24	24.0	0	24	0
[TOUCHBACK]	1	0	0.0	0	0	0
Total	4	83	20.8	0	24	0

Kansas City Chiefs

FUMBLES	FUM	LOST	OWN-REC	YDS	TD	FORCED	OPP-REC	YDS	TD	OUT-BDS
A.Smith	1	0	1	0	0	0	0	0	0	0
J.Charles	1	0	0	0	0	0	0	0	0	0
D.Thomas	0	0	1	0	0	0	0	0	0	0
K.Coleman	0	0	0	0	0	1	0	0	0	0
F.Zombo	0	0	0	0	0	0	1	0	0	0
Total	2	0	2	0	0	1	1	0	0	0

Oakland Raiders

FUMBLES	FUM	LOST	OWN-REC	YDS	TD	FORCED	OPP-REC	YDS	TD	OUT-BDS
D.Moore	1	1	0	0	0	0	0	0	0	0
L.Murray	1	0	0	0	0	0	0	0	0	0
S.Wisniewski	0	0	1	3	0	0	0	0	0	0

Kansas City Chiefs vs Oakland Raiders

11/20/2014 at O.co Coliseum

Final Individual Statistics

L.Asante	0	0	0	0	0	1	0	0	0	0
Total	2	1	1	3	0	1	0	0	0	0

Kansas City Chiefs vs Oakland Raiders
11/20/2014 at O.co Coliseum

Final Team Statistics

	Visitor Chiefs	Home Raiders
TOTAL FIRST DOWNS	16	18
By Rushing	3	8
By Passing	11	9
By Penalty	2	1
THIRD DOWN EFFICIENCY	2-14-14%	8-16-50%
FOURTH DOWN EFFICIENCY	0-1-0%	1-1-100%
TOTAL NET YARDS	313	351
Total Offensive Plays (inc. times thrown passing)	62	66
Average gain per offensive play	5.0	5.3
NET YARDS RUSHING	96	179
Total Rushing Plays	24	30
Average gain per rushing play	4.0	6.0
Tackles for a loss-number and yards	3-11	3-11
NET YARDS PASSING	217	172
Times thrown - yards lost attempting to pass	2-17	1-2
Gross yards passing	234	174
PASS ATTEMPTS-COMPLETIONS-HAD INTERCEPTED	36-20-0	35-18-0
Avg gain per pass play (inc.# thrown passing)	5.7	4.8
KICKOFFS Number-In End Zone-Touchbacks	5-1-1	5-5-2
PUNTS Number and Average	7-42.4	6-49.3
Had Blocked	0	0
FGs - PATs Had Blocked	0-0	0-0
Net Punting Average	41.7	40.8
TOTAL RETURN YARDAGE (Not Including Kickoffs)	51	5
No. and Yards Punt Returns	4-51	2-5
No. and Yards Kickoff Returns	3-113	4-83
No. and Yards Interception Returns	0-0	0-0
PENALTIES Number and Yards	7-59	7-60
FUMBLES Number and Lost	2-0	2-1
TOUCHDOWNS	2	3
Rushing	0	2
Passing	2	1
EXTRA POINTS Made-Attempts	2-2	3-3
Kicking Made-Attempts	2-2	3-3
FIELD GOALS Made-Attempts	2-2	1-1
RED ZONE EFFICIENCY	1-3-33%	2-2-100%
GOAL TO GO EFFICIENCY	0-0-0%	1-1-100%
SAFETIES	0	0
FINAL SCORE	20	24
TIME OF POSSESSION	29:55	30:05

Kansas City Chiefs vs Oakland Raiders
11/20/2014 at O.co Coliseum

Ball Possession And Drive Chart

Kansas City Chiefs

#	Time Recd	Time Lost	Time Poss	How Ball Obtained	Drive Began	# Play	Yds Gain	Yds Pen	Net Yds	1st Down	Last Scrm	How Given Up
1	15:00	13:31	1:29	Kickoff	KC 20	3	-4	0	-4	0	KC 16	Punt
2	10:59	10:02	0:57	Punt	KC 18	3	5	0	5	0	KC 23	Punt
3	6:33	2:38	3:55	Kickoff	KC 14	7	33	0	33	2	KC 47	Punt
4	1:43	12:40	4:03	Punt	KC 33	6	29	-15	14	2	KC 47	Punt
5	12:28	8:11	4:17	Kickoff	KC 20	8	36	0	36	2	OAK 44	Punt
6	8:11	7:19	0:52	Muffed Punt	OAK 11	4	6	0	6	0	* OAK 5	Field Goal
7	3:06	0:36	2:30	Punt	KC 5	6	15	5	20	1	KC 25	Punt
8	12:35	9:44	2:51	Punt	KC 10	5	4	0	4	1	KC 14	Punt
9	5:05	1:52	3:13	Kickoff	KC 40	6	70	-10	60	3	* OAK 19	Touchdown
10	14:39	12:20	2:19	Punt	KC 35	4	85	-20	65	3	OAK 30	Touchdown
11	11:13	9:03	2:10	Punt	OAK 37	5	30	0	30	1	* OAK 7	Field Goal
12	1:42	0:23	1:19	Kickoff	KC 39	7	4	5	9	1	KC 48	Downs

(386) Average KC 32

Oakland Raiders

#	Time Recd	Time Lost	Time Poss	How Ball Obtained	Drive Began	# Play	Yds Gain	Yds Pen	Net Yds	1st Down	Last Scrm	How Given Up
1	13:31	10:59	2:32	Punt	OAK 15	6	17	0	17	1	OAK 32	Punt
2	10:02	6:33	3:29	Punt	OAK 40	8	60	0	60	4	* KC 11	Touchdown
3	2:38	1:43	0:55	Punt	OAK 18	3	6	0	6	0	OAK 24	Punt
4	12:40	12:28	0:12	Punt	OAK 10	1	90	0	90	1	OAK 10	Touchdown
5	7:19	3:06	4:13	Kickoff	OAK 15	6	24	0	24	1	OAK 39	Punt
6	0:36	0:00	0:36	Punt	OAK 35	2	3	-10	-7	0	OAK 27	End of Half
7	15:00	12:35	2:25	Kickoff	OAK 12	6	22	0	22	1	OAK 34	Punt
8	9:44	5:05	4:39	Punt	KC 49	9	27	0	27	2	KC 22	Field Goal
9	1:52	14:39	2:13	Kickoff	OAK 20	5	32	-10	22	1	OAK 42	Punt
10	12:20	11:13	1:07	Kickoff	OAK 17	3	3	0	3	0	OAK 20	Punt
11	9:03	1:42	7:21	Kickoff	OAK 20	17	71	9	80	7	* KC 9	Touchdown
12	0:23	0:00	0:23	Downs	KC 48	1	-1	0	-1	0	KC 48	End of Game

(305) Average OAK 25

*** inside opponent's 20**

Time of Possession by Quarter		**1st**	**2nd**	**3rd**	**4th**	**OT**	**Total**
Visitor	Kansas City Chiefs	8:04	9:59	6:04	5:48		29:55
Home	Oakland Raiders	6:56	5:01	8:56	9:12		30:05

Kickoff Drive No.-Start Average Chiefs: 5 - KC 27 Raiders: 5 - OAK 17

Kansas City Chiefs vs Oakland Raiders
11/20/2014 at O.co Coliseum

Final Defensive Statistics

Kansas City Chiefs	Regular Defensive Plays											Special Teams					Misc			
	TKL	AST	COMB	SK	/ YDS	TFL	Q	IN	PD	FF	FR	TKL	AST	FF	FR	BL	TKL	AST	FF	FR
J.Mauga	6	4	10	0	0	1	1	0	1	0	0	0	0	0	0	0	0	0	0	0
R.Parker	6	1	7	0	0	0	0	0	0	0	0	0	0	0	0	0	0	0	0	0
J.Johnson	2	4	6	0	0	0	0	0	1	0	0	0	0	0	0	0	0	0	0	0
H.Abdullah	4	1	5	0	0	0	0	0	2	0	0	0	0	0	0	0	0	0	0	0
E.Berry	4	1	5	0	0	0	0	0	0	0	0	0	0	0	0	0	0	0	0	0
T.Hali	2	3	5	0	0	0	0	0	0	0	0	0	0	0	0	0	0	0	0	0
J.Houston	4	0	4	1	2	2	1	0	0	0	0	0	0	0	0	0	0	0	0	0
S.Smith	3	1	4	0	0	0	0	0	0	0	0	0	0	0	0	0	0	0	0	0
J.Howard	2	2	4	0	0	1	0	0	0	0	0	0	0	0	0	0	0	0	0	0
A.Bailey	1	3	4	0	0	0	0	0	0	0	0	0	0	0	0	0	0	0	0	0
K.Coleman	2	1	3	0	0	0	0	0	0	1	0	1	0	0	0	0	0	0	0	0
D.Poe	2	0	2	0	0	0	0	0	0	0	0	0	0	0	0	0	0	0	0	0
P.Gaines	1	0	1	0	0	0	0	0	0	0	0	0	0	0	0	0	0	0	0	0
K.Vickerson	0	0	0	0	0	0	0	0	1	0	0	0	0	0	0	0	0	0	0	0
M.Cooper	0	0	0	0	0	0	0	0	0	0	0	1	0	0	0	0	0	0	0	0
K.McCray	0	0	0	0	0	0	0	0	0	0	0	1	0	0	0	0	0	0	0	0
C.West	0	0	0	0	0	0	0	0	0	0	0	1	0	0	0	0	0	0	0	0
F.Zombo	0	0	0	0	0	0	0	0	0	0	0	0	0	0	1	0	0	0	0	0
A.Smith	0	0	0	0	0	0	0	0	0	0	0	0	0	0	0	0	0	0	0	1
D.Thomas	0	0	0	0	0	0	0	0	0	0	0	0	0	0	0	0	0	0	0	1
Total	**39**	**21**	**60**	**1**	**2**	**4**	**2**	**0**	**5**	**1**	**0**	**4**	**0**	**0**	**1**	**0**	**0**	**0**	**0**	**2**

TKL = Tackle AST = Assist COMB = Combined QH=QB Hit IN = Interception PD = Pass Defense FF = Forced Fumble FR = Fumble Recovery

Oakland Raiders	Regular Defensive Plays											Special Teams					Misc			
	TKL	AST	COMB	SK	/ YDS	TFL	QH	IN	PD	FF	FR	TKL	AST	FF	FR	BL	TKL	AST	FF	FR
S.Moore	7	5	12	1	7	2	1	0	0	0	0	0	0	0	0	0	0	0	0	0
M.Burris	8	1	9	0	0	1	0	0	0	0	0	0	0	0	0	0	0	0	0	0
C.Woodson	7	1	8	1	10	3	1	0	0	0	0	0	0	0	0	0	0	0	0	0
L.Asante	6	1	7	0	0	0	0	0	0	1	0	2	0	0	0	0	0	0	0	0
B.Ross	2	3	5	0	0	0	0	0	1	0	0	0	0	0	0	0	0	0	0	0
K.Mack	3	0	3	0	0	0	1	0	0	0	0	0	0	0	0	0	0	0	0	0
D.Hayden	3	0	3	0	0	0	0	0	1	0	0	0	0	0	0	0	0	0	0	0
J.Tuck	1	1	2	0	0	0	1	0	1	0	0	0	0	0	0	0	0	0	0	0
T.Brown	1	1	2	0	0	0	0	0	0	0	0	1	0	0	0	0	0	0	0	0
C.Wilson	1	1	2	0	0	0	0	0	0	0	0	0	0	0	0	0	0	0	0	0
P.Sims	1	0	1	0	0	0	0	0	0	0	0	0	0	0	0	0	0	0	0	0
A.Smith	1	0	1	0	0	0	0	0	0	0	0	0	0	0	0	0	0	0	0	0
N.Thorpe	0	1	1	0	0	0	0	0	0	0	0	1	0	0	0	0	0	0	0	0
D.Autry	0	1	1	0	0	0	0	0	0	0	0	0	0	0	0	0	0	0	0	0
K.McGill	0	0	0	0	0	0	0	0	0	0	0	1	0	0	0	0	0	0	0	0
L.Murray	0	0	0	0	0	0	0	0	0	0	0	1	0	0	0	0	0	0	0	0
C.Chekwa	0	0	0	0	0	0	0	0	0	0	0	1	0	0	0	0	0	0	0	0
M.King	0	0	0	0	0	0	0	0	0	0	0	1	0	0	0	0	0	0	0	0
S.Wisniewski	0	0	0	0	0	0	0	0	0	0	0	0	0	0	0	0	0	0	0	1
Total	**41**	**16**	**57**	**2**	**17**	**6**	**4**	**0**	**3**	**1**	**0**	**8**	**0**	**0**	**0**	**0**	**0**	**0**	**0**	**1**

Kansas City Chiefs vs Oakland Raiders
11/20/2014 at O.co Coliseum

First Half Summary

	PERIOD SCORES		TIME OF POSSESSION
Chiefs	0 3 = 3	Chiefs	18:03
Raiders	7 7 = 14	Raiders	11:57

Scoring Plays

Team	Qtr	Time	Play Description (Extra Point) (Drive Info)	Visitor	Home
Raiders	1	6:33	L.Murray 11 yd. run (S.Janikowski kick) (8-60, 3:29)	0	7
Raiders	2	12:28	L.Murray 90 yd. run (S.Janikowski kick) (1-90, 0:12)	0	14
Chiefs	2	7:19	C.Santos 24 yd. Field Goal (4-6, 0:52)	3	14

	Kansas City Chiefs	Oakland Raiders
TOTAL FIRST DOWNS	7	7
First Downs Rushing-Passing-by Penalty	2 - 4 - 1	3 - 4 - 0
THIRD DOWN EFFICIENCY	1-9-11%	4-7-57%
TOTAL NET YARDS	120	197
Total Offensive Plays	36	26
NET YARDS RUSHING	72	123
NET YARDS PASSING	48	74
Gross Yards Passing	48	74
Times thrown-yards lost attempting to pass	0-0	0-0
Pass Attempts-Completions-Had Intercepted	18 - 8 - 0	15 - 9 - 0
Punts-Number and Average	6 - 43.7	3 - 50.7
Penalties-Number and Yards	2 - 15	3 - 25
Fumbles-Number and Lost	1 - 0	2 - 1
Red Zone Efficiency	0-1-0%	1-1-100%
Average Drive Start	KC 28	OAK 22

Kansas City Chiefs

RUSHING	ATT	YDS	AVG	LG	TD
J.Charles	15	61	4.1	11	0
D.Thomas	1	9	9.0	9	0
K.Davis	2	2	1.0	3	0
Total	18	72	4.0	11	0

PASSING	ATT	CMP	YDS	SK/YD	TD	LG	IN	RT
A.Smith	18	8	48	0/0	0	20	0	51.6
Total	18	8	48	0/0	0	20	0	51.6

PASS RECEIVING	TAR	REC	YDS	AVG	LG	TD
J.Charles	5	2	8	4.0	20	0
A.Fasano	1	1	11	11.0	11	0
D.Thomas	5	1	10	10.0	10	0
T.Kelce	1	1	8	8.0	8	0
D.Bowe	2	1	7	7.0	7	0
J.Hemingway	2	1	4	4.0	4	0
A.Sherman	1	1	0	0.0	0	0
K.Davis	1	0	0	0.0	0	0
Total	18	8	48	6.0	20	0

Oakland Raiders

RUSHING	ATT	YDS	AVG	LG	TD
L.Murray	4	112	28.0	**90**	2
D.McFadden	6	10	1.7	5	0
M.Jones-Drew	1	1	1.0	1	0
Total	11	123	11.2	90	2

PASSING	ATT	CMP	YDS	SK/YD	TD	LG	IN	RT
D.Carr	15	9	74	0/0	0	19	0	72.6
Total	15	9	74	0/0	0	19	0	72.6

PASS RECEIVING	TAR	REC	YDS	AVG	LG	TD
A.Holmes	4	3	13	4.3	6	0
V.Brown	3	2	30	15.0	19	0
J.Jones	2	2	19	9.5	11	0
B.Butler	1	1	10	10.0	10	0
D.McFadden	1	1	2	2.0	2	0
M.Rivera	2	0	0	0.0	0	0
K.Thompkins	1	0	0	0.0	0	0
M.Reece	1	0	0	0.0	0	0
Total	15	9	74	8.2	19	0

Kansas City Chiefs — Regular Defensive Plays / Special Teams / Misc

	TKL	AST	COMB	SK	/ YDS	TFL	Q	IN	PD	FF	FR	TKL	AST	FF	FR	BL	TKL	AST	FF	FR
R.Parker	5	0	5	0	0	0	0	0	0	0	0	0	0	0	0	0	0	0	0	0
J.Mauga	2	3	5	0	0	0	1	0	0	0	0	0	0	0	0	0	0	0	0	0
T.Hali	2	2	4	0	0	0	0	0	0	0	0	0	0	0	0	0	0	0	0	0
K.Coleman	2	1	3	0	0	0	0	0	0	1	0	0	0	0	0	0	0	0	0	0
Total	**11**	**6**	**17**	**0**	**0**	**0**	**1**	**0**	**0**	**1**	**0**	**0**	**0**	**0**	**0**	**0**	**0**	**0**	**0**	**0**

Kansas City Chiefs vs Oakland Raiders

11/20/2014 at O.co Coliseum

First Half Summary

Oakland Raiders	Regular Defensive Plays											Special Teams					Misc			
	TKL	AST	COMB	SK	/ YDS	TFL	QH	IN	PD	FF	FR	TKL	AST	FF	FR	BL	TKL	AST	FF	FR
S.Moore	5	4	9	0	0	1	0	0	0	0	0	0	0	0	0	0	0	0	0	0
M.Burris	4	1	5	0	0	1	0	0	0	0	0	0	0	0	0	0	0	0	0	0
L.Asante	3	1	4	0	0	0	0	0	0	0	0	0	0	0	0	0	0	0	0	0
C.Woodson	3	1	4	0	0	2	0	0	0	0	0	0	0	0	0	0	0	0	0	0
Total	**15**	**7**	**22**	**0**	**0**	**4**	**0**	**0**	**0**	**0**	**0**	**0**	**0**	**0**	**0**	**0**	**0**	**0**	**0**	**0**

Play By Play

First Quarter

11/20/2014

OAK wins the coin toss and elects to defer. KC elects to Receive, and OAK elects to defend the south goal.

Raiders' Captains: #4 D. Carr, #24 C. Woodson

Chiefs' Captains: #29 E. Berry, #53 J. Mays, #85 F. Hammond

S.Janikowski kicks 65 yards from OAK 35 to end zone, Touchback.

Kansas City Chiefs at 15:00

1-10-KC 20	(15:00) (Shotgun) J.Charles right end to KC 25 for 5 yards (S.Moore).	
2-5-KC 25	(14:27) A.Smith pass incomplete short right to D.Bowe (D.Hayden).	
3-5-KC 25	(14:22) J.Charles right end to KC 16 for -9 yards (C.Woodson).	
4-14-KC 16	(13:41) D.Colquitt punts 69 yards to OAK 15, Center-T.Gafford, downed by KC-J.Hemingway.	

Oakland Raiders at 13:31

1-10-OAK 15	(13:31) D.Carr pass short right to A.Holmes to OAK 20 for 5 yards (R.Parker).	
2-5-OAK 20	(12:58) D.McFadden right guard to OAK 21 for 1 yard (E.Berry, J.Mauga).	
3-4-OAK 21	(12:24) (Shotgun) D.Carr pass short right to J.Jones to OAK 29 for 8 yards (R.Parker).	P1
1-10-OAK 29	(11:57) D.Carr pass incomplete short right to M.Reece.	
2-10-OAK 29	(11:51) D.McFadden left tackle to OAK 32 for 3 yards (T.Hali).	
3-7-OAK 32	(11:16) (Shotgun) D.Carr pass incomplete deep right to K.Thompkins.	
4-7-OAK 32	(11:11) M.King punts 50 yards to KC 18, Center-J.Condo, out of bounds.	

Kansas City Chiefs at 10:59

1-10-KC 18	(10:59) (Shotgun) A.Smith pass incomplete short right to J.Hemingway.	
2-10-KC 18	(10:54) (Shotgun) J.Charles up the middle to KC 23 for 5 yards (S.Moore; M.Burris).	
3-5-KC 23	(10:15) (Shotgun) A.Smith pass incomplete short right to J.Charles.	
4-5-KC 23	(10:12) D.Colquitt punts 37 yards to OAK 40, Center-T.Gafford, downed by KC-J.Mays.	

Oakland Raiders at 10:02

1-10-OAK 40	(10:02) D.Carr pass short right to V.Brown to KC 41 for 19 yards (R.Parker).	P2
1-10-KC 41	(9:19) (No Huddle, Shotgun) D.Carr pass incomplete short middle to V.Brown.	
2-10-KC 41	(9:16) (Shotgun) D.McFadden left guard to KC 38 for 3 yards (J.Mauga, T.Hali).	
3-7-KC 38	(8:39) (Shotgun) D.Carr pass short right to J.Jones to KC 27 for 11 yards (R.Parker).	P3
1-10-KC 27	(7:59) M.McCants reported in as eligible. L.Murray up the middle to KC 21 for 6 yards (J.Mauga, J.Johnson).	
2-4-KC 21	(7:26) D.Carr pass incomplete deep left to A.Holmes.	
3-4-KC 21	(7:21) (Shotgun) D.Carr pass short middle to B.Butler to KC 11 for 10 yards (K.Coleman).	P4
1-10-KC 11	**(6:38) M.McCants reported in as eligible. L.Murray left end for 11 yards, TOUCHDOWN.**	R5
	S.Janikowski extra point is GOOD, Center-J.Condo, Holder-M.Schaub.	

KC 0 OAK 7, 8 plays, 60 yards, 3:29 drive, 8:27 elapsed

S.Janikowski kicks 70 yards from OAK 35 to KC -5. K.Davis to KC 14 for 19 yards (K.McGill).

Kansas City Chiefs at 6:33, (1st play from scrimmage 6:26)

1-10-KC 14	(6:26) J.Charles left end to KC 16 for 2 yards (M.Burris, C.Wilson).	
2-8-KC 16	(5:50) (Shotgun) J.Charles up the middle to KC 27 for 11 yards (L.Asante).	R1
1-10-KC 27	(5:14) (Shotgun) J.Charles left tackle to KC 33 for 6 yards (S.Moore; L.Asante).	
2-4-KC 33	(4:38) (Shotgun) A.Smith pass short right to D.Bowe to KC 40 for 7 yards (D.Hayden).	P2
1-10-KC 40	(4:09) (Shotgun) A.Smith pass incomplete short left to D.Thomas.	
2-10-KC 40	(4:04) J.Charles up the middle to KC 43 for 3 yards (P.Sims).	
3-7-KC 43	(3:20) (Shotgun) A.Smith pass short middle to J.Hemingway to KC 47 for 4 yards (D.Hayden).	
4-3-KC 47	(2:43) D.Colquitt punts 35 yards to OAK 18, Center-T.Gafford, fair catch by D.Moore.	

Oakland Raiders at 2:38

1-10-OAK 18	(2:38) D.Carr pass incomplete short right to M.Rivera.	
2-10-OAK 18	(2:35) (Shotgun) D.Carr pass short left to A.Holmes to OAK 24 for 6 yards (S.Smith).	
3-4-OAK 24	(2:00) (Shotgun) D.Carr pass incomplete short left to M.Rivera [J.Mauga].	
4-4-OAK 24	(1:56) M.King punts 58 yards to KC 18, Center-J.Condo. D.Thomas to KC 33 for 15 yards (L.Murray).	

Kansas City Chiefs at 1:43

1-10-KC 33	(1:43) (Shotgun) A.Smith pass short left to J.Charles pushed ob at OAK 47 for 20 yards (M.Burris).	P3

Kansas City Chiefs vs Oakland Raiders at O.co Coliseum

1-10-OAK 47 (1:05) (Shotgun) K.Davis up the middle to OAK 44 for 3 yards (C.Wilson, D.Autry).

2-7-OAK 44 (:32) (Shotgun) A.Smith pass short right to D.Thomas to OAK 34 for 10 yards (C.Woodson). P4

END OF QUARTER

	Score	Time Poss	First Downs				Efficiencies	
			R	P	X	T	3 Down	4 Down
Kansas City Chiefs	**0**	**8:04**	**1**	**3**	**0**	**4**	**0/3**	**0/0**
Oakland Raiders	**7**	**6:56**	**1**	**4**	**0**	**5**	**3/5**	**0/0**

Play By Play

Second Quarter

11/20/2014

Kansas City Chiefs continued.

1-10-OAK 34	(15:00) J.Charles left end to OAK 35 for -1 yards (S.Moore, C.Woodson).	
	PENALTY on KC-E.Fisher, Offensive Holding, 10 yards, enforced at OAK 34 - No Play.	
1-20-OAK 44	(14:33) A.Smith pass short middle to T.Kelce to OAK 36 for 8 yards (S.Moore).	
2-12-OAK 36	(13:56) A.Smith pass short left to J.Charles to OAK 48 for -12 yards (M.Burris, S.Moore).	
3-24-OAK 48	*(13:21) (Shotgun) PENALTY on KC-R.Harris, False Start, 5 yards, enforced at OAK 48 - No Play.*	
3-29-KC 47	(12:52) (Shotgun) A.Smith pass incomplete short middle to D.Thomas (J.Tuck).	
4-29-KC 47	(12:48) D.Colquitt punts 43 yards to OAK 10, Center-T.Gafford, fair catch by D.Moore.	

Oakland Raiders at 12:40

1-10-OAK 10	**(12:40) M.McCants reported in as eligible. L.Murray up the middle for 90 yards, TOUCHDOWN.**	R6
	S.Janikowski extra point is GOOD, Center-J.Condo, Holder-M.Schaub.	

KC 0 OAK 14, 1 plays, 90 yards, 0:12 drive, 2:32 elapsed

S.Janikowski kicks 65 yards from OAK 35 to end zone, Touchback.

Kansas City Chiefs at 12:28

1-10-KC 20	(12:28) D.Thomas left end to KC 29 for 9 yards (K.Mack).	
2-1-KC 29	(11:51) J.Charles left end to KC 28 for -1 yards (C.Woodson).	
3-2-KC 28	(11:13) J.Charles left end to KC 37 for 9 yards (L.Asante).	R5
1-10-KC 37	(10:34) A.Smith pass short right to A.Sherman to KC 37 for no gain (D.Hayden).	
2-10-KC 37	(9:54) (Shotgun) A.Smith pass short right to A.Fasano pushed ob at KC 48 for 11 yards (S.Moore).	P6
1-10-KC 48	(9:13) (Shotgun) A.Smith pass incomplete short right to J.Charles.	
2-10-KC 48	(9:09) (Shotgun) J.Charles right tackle to OAK 44 for 8 yards (K.Mack).	
3-2-OAK 44	(8:26) (Shotgun) A.Smith FUMBLES (Aborted) at OAK 49, and recovers at OAK 49. A.Smith pass incomplete short right to K.Davis.	
4-2-OAK 44	(8:21) D.Colquitt punts 33 yards to OAK 11, Center-T.Gafford. D.Moore MUFFS catch, RECOVERED by KC-F.Zombo at OAK 11. F.Zombo to OAK 11 for no gain (T.Brown).	

Kansas City Chiefs at 8:11

1-10-OAK 11	(8:11) (Shotgun) J.Charles up the middle to OAK 5 for 6 yards (M.Burris, J.Tuck).	
2-4-OAK 5	(7:31) (Shotgun) A.Smith pass incomplete short right to J.Charles.	
3-4-OAK 5	(7:27) (Shotgun) A.Smith pass incomplete short middle to D.Thomas (B.Ross).	
4-4-OAK 5	**(7:23) C.Santos 24 yard field goal is GOOD, Center-T.Gafford, Holder-D.Colquitt.**	

KC 3 OAK 14, 4 plays, 6 yards, 0:52 drive, 7:41 elapsed

C.Santos kicks 64 yards from KC 35 to OAK 1. L.Murray to OAK 25 for 24 yards.

PENALTY on OAK-J.Chaney, Offensive Holding, 10 yards, enforced at OAK 25.

Oakland Raiders at 7:19, (1st play from scrimmage 7:04)

1-10-OAK 15	(7:04) D.McFadden right guard to OAK 17 for 2 yards (H.Abdullah).	
2-8-OAK 17	(6:40) (Shotgun) D.McFadden up the middle to OAK 22 for 5 yards (R.Parker).	
3-3-OAK 22	(6:06) (Shotgun) L.Murray right guard to OAK 27 for 5 yards (K.Coleman). FUMBLES (K.Coleman), recovered by OAK-S.Wisniewski at OAK 27. S.Wisniewski to OAK 30 for 3 yards (K.Coleman; T.Hali).	R7
1-10-OAK 30	(5:24) D.McFadden up the middle to OAK 26 for -4 yards (J.Howard, J.Johnson).	
2-14-OAK 26	(4:47) D.Carr pass short middle to V.Brown to OAK 37 for 11 yards (E.Berry, J.Mauga).	
3-3-OAK 37	(4:05) (Shotgun) D.Carr pass short left to D.McFadden to OAK 39 for 2 yards (T.Hali).	
4-1-OAK 39	(3:20) M.King punts 44 yards to KC 17, Center-J.Condo. D.Thomas to KC 5 for -12 yards (N.Thorpe).	

Kansas City Chiefs at 3:06

1-10-KC 5	(3:06) J.Charles right guard to KC 6 for 1 yard (K.Mack).	
2-9-KC 6	(2:31) (Shotgun) J.Charles left guard to KC 10 for 4 yards (S.Moore).	

Two-Minute Warning

3-5-KC 10	(1:59) (Shotgun) J.Charles left tackle to KC 12 for 2 yards (L.Asante, C.Woodson).	
	Timeout #1 by OAK at 01:52.	
4-3-KC 12	(1:52) D.Colquitt punts 48 yards to OAK 40, Center-T.Gafford. C.Woodson to OAK 42 for 2 yards (F.Zombo).	
	PENALTY on OAK-R.Armstrong, Running Into the Kicker, 5 yards, enforced at KC 12 - No Play.	X7
1-10-KC 17	(1:39) (Shotgun) J.Charles left end to KC 26 for 9 yards (J.Tuck, S.Moore).	
2-1-KC 26	(:55) (Shotgun) A.Smith pass incomplete short left to D.Thomas [K.Mack].	
3-1-KC 26	(:51) J.Linkenbach reported in as eligible. K.Davis left tackle to KC 25 for -1 yards (S.Moore).	

Timeout #2 by OAK at 00:45.

4-2-KC 25 (:45) D.Colquitt punts 45 yards to OAK 30, Center-T.Gafford. C.Woodson pushed ob at OAK 35 for 5 yards (M.Cooper).

Oakland Raiders at 0:36

1-10-OAK 35 (:36) (Shotgun) M.Jones-Drew right tackle to OAK 40 for 5 yards (J.Houston).

PENALTY on OAK-S.Wisniewski, Offensive Holding, 10 yards, enforced at OAK 35 - No Play.

1-20-OAK 25 (:31) (Shotgun) D.Carr pass short left to A.Holmes to OAK 27 for 2 yards (S.Smith).

2-18-OAK 27 (:25) M.Jones-Drew left guard to OAK 28 for 1 yard (J.Mauga; A.Bailey).

END OF QUARTER

	Score	Time Poss	First Downs				Efficiencies	
			R	P	X	T	3 Down	4 Down
Kansas City Chiefs	**3**	**9:59**	**1**	**1**	**1**	**3**	**1/6**	**0/0**
Oakland Raiders	**14**	**5:01**	**2**	**0**	**0**	**2**	**1/2**	**0/0**

Play By Play

Third Quarter

11/20/2014

OAK elects to Receive, and KC elects to defend the North goal.

C.Santos kicks 63 yards from KC 35 to OAK 2. D.McFadden to OAK 22 for 20 yards (K.Coleman).

PENALTY on OAK-K.McGill, Offensive Holding, 10 yards, enforced at OAK 22.

Oakland Raiders at 15:00, (1st play from scrimmage 14:54)

1-10-OAK 12	(14:54) M.McCants reported in as eligible. D.McFadden up the middle to OAK 14 for 2 yards (D.Poe).	
2-8-OAK 14	(14:15) D.Carr pass incomplete short right to M.Reece.	
3-8-OAK 14	(14:10) (Shotgun) D.Carr pass deep middle to J.Jones to OAK 31 for 17 yards (P.Gaines).	P8
1-10-OAK 31	(13:36) D.McFadden up the middle to OAK 34 for 3 yards (J.Howard, A.Bailey).	
2-7-OAK 34	(12:53) (Shotgun) D.Carr pass incomplete short right to M.Reece (H.Abdullah).	
3-7-OAK 34	(12:50) (Shotgun) D.Carr pass incomplete short left to A.Holmes (J.Mauga).	
4-7-OAK 34	(12:46) M.King punts 56 yards to KC 10, Center-J.Condo, downed by OAK-C.Chekwa.	

Kansas City Chiefs at 12:35

1-10-KC 10	(12:35) (Shotgun) A.Smith scrambles up the middle to KC 13 for 3 yards (M.Burris).	
2-7-KC 13	(11:59) (Shotgun) J.Charles left tackle to KC 21 for 8 yards (L.Asante, B.Ross).	R8
1-10-KC 21	(11:23) (Shotgun) J.Charles up the middle to KC 24 for 3 yards (C.Woodson).	
2-7-KC 24	(10:43) (Shotgun) A.Smith pass incomplete short right.	
3-7-KC 24	(10:36) (Shotgun) A.Smith sacked at KC 14 for -10 yards (C.Woodson).	
4-17-KC 14	(9:53) D.Colquitt punts 35 yards to KC 49, Center-T.Gafford, downed by KC-A.Wilson.	

Oakland Raiders at 9:44

1-10-KC 49	(9:44) D.Carr pass short right to D.McFadden to KC 46 for 3 yards (J.Johnson).	
2-7-KC 46	(9:08) D.McFadden right guard to KC 40 for 6 yards (E.Berry).	
3-1-KC 40	(8:23) (Shotgun) D.Carr pass short left to J.Jones to KC 38 for 2 yards (S.Smith).	P9
1-10-KC 38	(7:51) D.McFadden up the middle to KC 32 for 6 yards (A.Bailey).	
2-4-KC 32	(7:18) (Shotgun) D.McFadden left guard to KC 25 for 7 yards (J.Houston).	R10
1-10-KC 25	(6:38) M.Jones-Drew right end to KC 27 for -2 yards (J.Houston).	
2-12-KC 27	(5:57) D.Carr pass short left to A.Holmes to KC 22 for 5 yards (H.Abdullah, S.Smith).	
3-7-KC 22	(5:15) (Shotgun) D.Carr pass incomplete deep right to A.Holmes.	
4-7-KC 22	**(5:10) S.Janikowski 40 yard field goal is GOOD, Center-J.Condo, Holder-M.Schaub.**	

KC 3 OAK 17, 9 plays, 27 yards, 4:39 drive, 9:55 elapsed

S.Janikowski kicks 71 yards from OAK 35 to KC -6. K.Davis to KC 40 for 46 yards (L.Asante).

Kansas City Chiefs at 5:05, (1st play from scrimmage 4:58)

1-10-KC 40	(4:58) (Shotgun) A.Smith pass short left to D.Bowe to OAK 49 for 11 yards (T.Brown).	P9
1-10-OAK 49	(4:27) (Shotgun) A.Smith pass short right to T.Kelce to OAK 28 for 21 yards (B.Ross).	P10
1-10-OAK 28	(3:47) (Shotgun) A.Smith pass short left to A.Wilson to OAK 24 for 4 yards (B.Ross; T.Brown).	
2-6-OAK 24	(3:24) (Shotgun) J.Charles left guard to OAK 14 for 10 yards (L.Asante). FUMBLES (L.Asante), recovered by KC-D.Thomas at OAK 14. D.Thomas to OAK 14 for no gain (A.Smith). *PENALTY on KC-D.Bowe, Illegal Block Above the Waist, 10 yards, enforced at OAK 20.*	
2-12-OAK 30	(2:42) (Shotgun) A.Smith pass short left to T.Kelce to OAK 19 for 11 yards (M.Burris).	
3-1-OAK 19	**(2:00) A.Smith pass deep left to A.Fasano for 19 yards, TOUCHDOWN.** **The Replay Official challenged the runner broke the plane ruling, and the play was Upheld. The ruling on the field stands.** *(Kick formation) PENALTY on KC-E.Fisher, False Start, 5 yards, enforced at OAK 2 - No Play.*	P11
	C.Santos extra point is GOOD, Center-T.Gafford, Holder-D.Colquitt.	

KC 10 OAK 17, 6 plays, 60 yards, 3:13 drive, 13:08 elapsed

C.Santos kicks 58 yards from KC 35 to OAK 7. D.McFadden to OAK 33 for 26 yards (K.McCray).

PENALTY on OAK-J.Chaney, Offensive Holding, 10 yards, enforced at OAK 30.

Oakland Raiders at 1:52, (1st play from scrimmage 1:46)

1-10-OAK 20	(1:46) D.Carr pass incomplete short right to A.Holmes.	
	PENALTY on OAK-M.Watson, Offensive Holding, 10 yards, enforced at OAK 20 - No Play.	
1-20-OAK 10	(1:40) (Shotgun) M.Jones-Drew right tackle to OAK 10 for no gain (J.Mauga).	
2-20-OAK 10	(1:06) (Shotgun) D.Carr pass short right to A.Holmes to OAK 47 for 37 yards (E.Berry).	P11
1-10-OAK 47	(:33) D.McFadden up the middle to OAK 42 for -5 yards (J.Mauga).	

Kansas City Chiefs vs Oakland Raiders at O.co Coliseum

END OF QUARTER	Score	Time Poss	First Downs				Efficiencies	
			R	P	X	T	3 Down	4 Down
Kansas City Chiefs	10	6:04	1	3	0	4	1/2	0/0
Oakland Raiders	17	8:56	1	3	0	4	2/4	0/0

Play By Play

Fourth Quarter

Oakland Raiders continued.

2-15-OAK 42	(15:00) (Shotgun) D.Carr pass incomplete short middle to V.Brown (K.Vickerson). KC-K.Vickerson was injured during the play. His return is Questionable.	
3-15-OAK 42	(14:55) (Shotgun) D.Carr pass incomplete deep left to A.Holmes.	
4-15-OAK 42	(14:52) M.King punts 43 yards to KC 15, Center-J.Condo. F.Hammond to KC 35 for 20 yards (C.Chekwa).	

Kansas City Chiefs at 14:39

1-10-KC 35	(14:39) (Shotgun) A.Smith pass short right to T.Kelce to OAK 38 for 27 yards (L.Asante). OAK-L.Asante was injured during the play. His return is Questionable.	P12
1-10-OAK 38	(14:18) (Shotgun) J.Charles right end to OAK 33 for 5 yards (D.Hayden).	
	PENALTY on KC-M.McGlynn, Offensive Holding, 10 yards, enforced at OAK 38 - No Play.	
1-20-OAK 48	(13:57) (Shotgun) A.Smith pass short middle to D.Bowe to OAK 24 for 24 yards (N.Thorpe; B.Ross).	P13
1-10-OAK 24	(13:15) (Shotgun) J.Charles up the middle to OAK 20 for 4 yards (M.Burris, S.Moore).	
2-6-OAK 20	(12:35) (Shotgun) A.Smith pass incomplete short middle to F.Hammond (C.Woodson).	
	PENALTY on KC-E.Fisher, Offensive Holding, 10 yards, enforced at OAK 20 - No Play.	
2-16-OAK 30	**(12:29) (Shotgun) A.Smith pass short middle to J.Charles for 30 yards, TOUCHDOWN.**	P14
	C.Santos extra point is GOOD, Center-T.Gafford, Holder-D.Colquitt.	

KC 17 OAK 17, 4 plays, 65 yards, 2:19 drive, 2:40 elapsed

C.Santos kicks 64 yards from KC 35 to OAK 1. D.McFadden to OAK 17 for 16 yards (C.West).

Oakland Raiders at 12:20, (1st play from scrimmage 12:15)

1-10-OAK 17	(12:15) (Shotgun) D.Carr pass incomplete deep right to M.Reece (J.Johnson).	
2-10-OAK 17	(12:10) M.Reece up the middle to OAK 20 for 3 yards (J.Mauga).	
3-7-OAK 20	(11:31) (Shotgun) D.Carr pass incomplete short right to B.Butler.	
4-7-OAK 20	(11:27) M.King punts 45 yards to KC 35, Center-J.Condo. F.Hammond to OAK 37 for 28 yards (M.King).	

Kansas City Chiefs at 11:13

1-10-OAK 37	(11:13) (Shotgun) A.Smith pass short middle to A.Wilson pushed ob at OAK 14 for 23 yards (C.Woodson).	P15
1-10-OAK 14	(10:33) (Shotgun) A.Smith scrambles right end to OAK 12 for 2 yards (M.Burris).	
2-8-OAK 12	(9:50) (Shotgun) A.Smith pass short left to D.Thomas to OAK 7 for 5 yards (C.Woodson).	
3-3-OAK 7	(9:14) A.Smith pass incomplete short right.	
4-3-OAK 7	**(9:07) C.Santos 25 yard field goal is GOOD, Center-T.Gafford, Holder-D.Colquitt.**	

KC 20 OAK 17, 5 plays, 30 yards, 2:10 drive, 5:57 elapsed

C.Santos kicks 65 yards from KC 35 to end zone, Touchback.

Oakland Raiders at 9:03

1-10-OAK 20	(9:03) (Shotgun) M.Reece up the middle to OAK 29 for 9 yards (J.Houston).	
2-1-OAK 29	(8:32) M.Reece left guard to OAK 36 for 7 yards (A.Bailey; R.Parker).	R12
1-10-OAK 36	(8:01) D.Carr pass short middle to M.Reece to OAK 44 for 8 yards (J.Mauga).	
2-2-OAK 44	(7:19) M.Reece up the middle to OAK 48 for 4 yards (J.Johnson; E.Berry).	R13
1-10-OAK 48	(6:39) D.Carr sacked at OAK 46 for -2 yards (J.Houston).	
2-12-OAK 46	(5:52) (Shotgun) D.Carr pass short right to B.Butler to KC 43 for 11 yards (R.Parker).	
3-1-KC 43	(5:08) D.Carr pass incomplete short right to M.Rivera.	
	Timeout #1 by KC at 05:05.	
4-1-KC 43	(5:05) D.Carr up the middle to KC 42 for 1 yard (J.Johnson).	R14
1-10-KC 42	(4:23) M.Reece left tackle to KC 38 for 4 yards (H.Abdullah).	
2-6-KC 38	(3:49) D.Carr pass incomplete deep left to A.Holmes (H.Abdullah).	
3-6-KC 38	(3:44) (Shotgun) D.Carr pass short right to M.Rivera to KC 30 for 8 yards (H.Abdullah).	P15
1-10-KC 30	(3:01) (Shotgun) D.Carr pass incomplete deep right to J.Jones.	
2-10-KC 30	(2:56) (Shotgun) M.Reece up the middle to KC 29 for 1 yard (D.Poe).	
3-9-KC 29	(2:13) (Shotgun) D.Carr pass incomplete short right to A.Holmes.	
	PENALTY on KC-R.Parker, Defensive Pass Interference, 9 yards, enforced at KC 29 - No Play.	X16
1-10-KC 20	(2:10) M.Reece up the middle to KC 15 for 5 yards (J.Mauga; J.Howard).	

Two-Minute Warning

2-5-KC 15	(2:00) M.Reece up the middle to KC 11 for 4 yards (T.Hali; H.Abdullah).	
	Timeout #2 by KC at 01:53.	

3-1-KC 11	(1:53) M.McCants reported in as eligible. D.Carr up the middle to KC 9 for 2 yards (J.Johnson; J.Howard).	R17
	Timeout #3 by KC at 01:46.	
1-9-KC 9	**(1:46) (Shotgun) D.Carr pass short middle to J.Jones for 9 yards, TOUCHDOWN.**	P18
	S.Janikowski extra point is GOOD, Center-J.Condo, Holder-M.Schaub.	

KC 20 OAK 24, 17 plays, 80 yards, 1 penalty, 7:21 drive, 13:18 elapsed

S.Janikowski kicks 74 yards from OAK 35 to KC -9. D.Thomas ran ob at KC 39 for 48 yards (L.Asante).

Kansas City Chiefs at 1:42, (1st play from scrimmage 1:35)

1-10-KC 39	(1:35) (Shotgun) A.Smith pass short middle to D.Bowe to OAK 48 for 13 yards (L.Asante). The Replay Official challenged the pass completion ruling, and the play was REVERSED. (Shotgun) A.Smith pass incomplete short middle to D.Bowe [J.Tuck].	
2-10-KC 39	(1:28) (Shotgun) A.Smith pass short left to F.Hammond to KC 46 for 7 yards (B.Ross).	
3-3-KC 46	(1:09) (No Huddle, Shotgun) A.Smith pass incomplete short middle to F.Hammond.	
	Penalty on KC, Illegal Formation, declined.	
4-3-KC 46	(1:06) (Shotgun) A.Smith pass incomplete short right to D.Bowe.	
	Penalty on OAK-D.Hayden, Defensive Holding, declined. *PENALTY on OAK-B.Mayowa, Illegal Use of Hands, 5 yards, enforced at KC 46 - No Play.* *Penalty on OAK-C.Woodson, Defensive Holding, declined.*	X16
1-10-OAK 49	(1:01) (Shotgun) A.Smith pass short left to J.Charles ran ob at OAK 45 for 4 yards (S.Moore).	
2-6-OAK 45	(:53) (Shotgun) A.Smith pass incomplete short middle to T.Kelce. The Replay Official challenged the incomplete pass ruling, and the play was Upheld. The ruling on the field was confirmed.	
3-6-OAK 45	(:49) (Shotgun) A.Smith sacked at KC 48 for -7 yards (S.Moore).	
	Timeout #1 by OAK at 00:28.	
4-13-KC 48	(:28) (Shotgun) A.Smith pass incomplete deep left to F.Hammond.	

Oakland Raiders at 0:23

1-10-KC 48	(:23) D.Carr kneels to KC 49 for -1 yards.	

END OF QUARTER		**Time Poss**	**First Downs**				**Efficiencies**	
	Score		**R**	**P**	**X**	**T**	**3 Down**	**4 Down**
Kansas City Chiefs	**20**	**5:48**	**0**	**4**	**1**	**5**	**0/3**	**0/1**
Oakland Raiders	**24**	**9:12**	**4**	**2**	**1**	**7**	**2/5**	**1/1**

Miscellaneous Statistics Report

Kansas City Chiefs vs Oakland Raiders
11/20/2014 at O.co Coliseum

Ten Longest Plays for Kansas City Chiefs

Yards	Qtr	Play Start	Play Description
30	4	2-16-OAK 30	(12:29) (Shotgun) A.Smith pass short middle to J.Charles for 30 yards, TOUCHDOWN.
27	4	1-10-KC 35	(14:39) (Shotgun) A.Smith pass short right to T.Kelce to OAK 38 for 27 yards (L.Asante). OAK-L.Asante was injured during the play. His return is Questionable.
24	4	1-20-OAK 48	(13:57) (Shotgun) A.Smith pass short middle to D.Bowe to OAK 24 for 24 yards (N.Thorpe; B.Ross).
23	4	1-10-OAK 37	(11:13) (Shotgun) A.Smith pass short middle to A.Wilson pushed ob at OAK 14 for 23 yards (C.Woodson).
21	3	1-10-OAK 49	(4:27) (Shotgun) A.Smith pass short right to T.Kelce to OAK 28 for 21 yards (B.Ross).
20	1	1-10-KC 33	(1:43) (Shotgun) A.Smith pass short left to J.Charles pushed ob at OAK 47 for 20 yards (M.Burris).
19	3	3-1-OAK 19	(2:00) A.Smith pass deep left to A.Fasano for 19 yards, TOUCHDOWN. The Replay Official challenged the runner broke the plane ruling, and the play was Upheld. The ruling on the field stands.
11	1	2-8-KC 16	(5:50) (Shotgun) J.Charles up the middle to KC 27 for 11 yards (L.Asante).
11	2	2-10-KC 37	(9:54) (Shotgun) A.Smith pass short right to A.Fasano pushed ob at KC 48 for 11 yards (S.Moore).
11	3	1-10-KC 40	(4:58) (Shotgun) A.Smith pass short left to D.Bowe to OAK 49 for 11 yards (T.Brown).

Ten Longest Plays for Oakland Raiders

Yards	Qtr	Play Start	Play Description
90	2	1-10-OAK 10	(12:40) M.McCants reported in as eligible. L.Murray up the middle for 90 yards, TOUCHDOWN.
37	3	2-20-OAK 10	(1:06) (Shotgun) D.Carr pass short right to A.Holmes to OAK 47 for 37 yards (E.Berry).
19	1	1-10-OAK 40	(10:02) D.Carr pass short right to V.Brown to KC 41 for 19 yards (R.Parker).
17	3	3-8-OAK 14	(14:10) (Shotgun) D.Carr pass deep middle to J.Jones to OAK 31 for 17 yards (P.Gaines).
11	1	3-7-KC 38	(8:39) (Shotgun) D.Carr pass short right to J.Jones to KC 27 for 11 yards (R.Parker).
11	1	1-10-KC 11	(6:38) M.McCants reported in as eligible. L.Murray left end for 11 yards, TOUCHDOWN.
11	2	2-14-OAK 26	(4:47) D.Carr pass short middle to V.Brown to OAK 37 for 11 yards (E.Berry, J.Mauga).
11	4	2-12-OAK 46	(5:52) (Shotgun) D.Carr pass short right to B.Butler to KC 43 for 11 yards (R.Parker).
10	1	3-4-KC 21	(7:21) (Shotgun) D.Carr pass short middle to B.Butler to KC 11 for 10 yards (K.Coleman).
9	4	1-10-OAK 20	(9:03) (Shotgun) M.Reece up the middle to OAK 29 for 9 yards (J.Houston).

Touchdown Scoring Information		Offense	Defense	Special Teams
VISITOR	Kansas City Chiefs	2	0	0
HOME	Oakland Raiders	3	0	0

Player Scoring Information

Club	Player	TD	Rush TD	Rec TD	KO TD	Punt TD	Int TD	Fum TD	Misc TD	FG	XP	2Pt Rush	2Pt Rec	Sfty	Points
KC	C.Santos	0	0	0	0	0	0	0	0	2	2	0	0	0	8
KC	J.Charles	0	0	1	0	0	0	0	0	0	0	0	0	0	6
KC	A.Fasano	0	0	1	0	0	0	0	0	0	0	0	0	0	6
OAK	L.Murray	0	2	0	0	0	0	0	0	0	0	0	0	0	12
OAK	J.Jones	0	0	1	0	0	0	0	0	0	0	0	0	0	6
OAK	S.Janikowski	0	0	0	0	0	0	0	0	1	3	0	0	0	6

Possession Detail	First Half		Second Half		Game	
	Visitor	Home	Visitor	Home	Visitor	Home
Largest Lead	0	14	3	14	3	14
Drives Leading	0	4	0	4	0	8
Time of Possession Leading	0:00	5:56	0:00	9:40	0:00	15:36
Largest Deficit	-14	0	-14	-3	-14	-3
Drives Trailing	5	0	4	1	9	1
Time of Possession Trailing	15:37	0:00	9:42	7:21	25:19	7:21
Times Score Tied Up		0		1		1
Lead Changes		1		2		3

Playtime Percentage

Percent of playtime per player on offense, defense and special teams

Kansas City Chiefs

		Offense		Defense		Special Teams	
Z Fulton	G	66	100%			4	12%
E Fisher	T	66	100%			4	12%
R Hudson	C	66	100%			4	12%
R Harris	T	66	100%			3	9%
M McGlynn	G	66	100%				
A Smith	QB	66	100%				
T Kelce	TE	62	94%			4	12%
D Bowe	WR	61	92%				
J Charles	RB	60	91%				
F Hammond	WR	56	85%			2	6%
D Thomas	RB	33	50%			5	16%
A Wilson	WR	17	26%			24	75%
J Hemingway	WR	16	24%			13	41%
A Sherman	FB	12	18%			20	62%
K Davis	RB	5	8%			4	12%
P Supernaw	TE	4	6%				
A Fasano	TE	2	3%				
C West	RB	1	2%			10	31%
J Linkenbach	G	1	2%			4	12%
D Poe	NT			69	100%	4	12%
J Mauga	LB			69	100%	4	12%
E Berry	SS			69	100%		
J Houston	LB			69	100%		
S Smith	CB			69	100%		
T Hali	LB			68	99%		
H Abdullah	FS			67	97%	9	28%
A Bailey	DE			65	94%	8	25%
R Parker	CB			65	94%	4	12%
J Johnson	LB			43	62%	17	53%
J Howard	DE			38	55%	1	3%
P Gaines	CB			26	38%	15	47%
K Coleman	FS			23	33%	11	34%
K Vickerson	DT			9	13%	5	16%
F Zombo	LB			5	7%	28	88%
V Walker	DE			4	6%		
K McCray	FS			1	1%	24	75%
J Martin	LB					28	88%
M Cooper	CB					22	69%
D Sorensen	SS					13	41%
J Mays	LB					13	41%
T Gafford	LS					12	38%
D Colquitt	P					12	38%
D Ford	LB					11	34%
C Santos	K					9	28%
D Stephenson	T					1	3%

Oakland Raiders

		Offense		Defense		Special Teams	
K Barnes	G	69	100%			4	12%
D Penn	T	69	100%			4	12%
A Howard	G	69	100%			4	12%
M Watson	T	69	100%			4	12%
S Wisniewski	C	69	100%				
D Carr	QB	69	100%				
M Rivera	TE	54	78%			11	34%
A Holmes	WR	54	78%			8	25%
J Jones	WR	41	59%				
B Leonhardt	TE	38	55%			19	59%
D McFadden	RB	34	49%			4	12%
M Reece	FB	33	48%			6	19%
B Butler	WR	19	28%			8	25%
K Thompkins	WR	18	26%			2	6%
V Brown	WR	14	20%				
J Olawale	FB	12	17%			18	56%
M McCants	T	11	16%			4	12%
L Murray	RB	9	13%			7	22%
M Jones-Drew	RB	8	12%				
C Woodson	FS			66	100%	8	25%
T Brown	CB			66	100%	5	16%
S Moore	LB			66	100%	5	16%
B Ross	SS			64	97%	8	25%
D Hayden	CB			64	97%	5	16%
M Burris	LB			61	92%	5	16%
K Mack	LB			61	92%	5	16%
A Smith	DT			53	80%	5	16%
J Tuck	DE			52	79%	5	16%
L Asante	FS			48	73%	18	56%
J Ellis	DT			40	61%	1	3%
B Mayowa	DE			22	33%	1	3%
C Wilson	DE			20	30%	5	16%
P Sims	NT			15	23%		
D Autry	DE			12	18%	17	53%
N Thorpe	CB			10	15%	22	69%
S McGee	DT			6	9%	4	12%
R Armstrong	LB					23	72%
K McGill	CB					23	72%
C Chekwa	CB					23	72%
J Chaney	LB					23	72%
J Condo	LS					10	31%
S Janikowski	K					9	28%
M King	P					6	19%
D Moore	WR					5	16%

M Schaub	QB	4	12%
K Boothe	C	4	12%

Game Clips
Raiders vs. Chiefs

BAY AREA NEWS GROUP

Raiders stun Chiefs for first win of season

By Jerry McDonald
November 20, 2014

After 368 days, the Raiders finally got to award a game ball, and interim coach Tony Sparano didn't want to let it out of his sight.

Quarterback Derek Carr threw a 9-yard touchdown pass to James Jones with 1:42 left Thursday night to give the Raiders a 24-20 win over the Kansas City Chiefs at O.co Coliseum, snapping a 16-game losing streak and allowing Sparano to be granted a wish.

Upon taking over for Dennis Allen, Sparano said all he wanted to see was his team smile after a victory. Turns out his team wanted that same smile from him, because tackle Donald Penn awarded the game ball to Sparano.

That the Raiders had blown a 17-3 lead and then come back to win on an 80-yard, 17-play drive somehow made it even sweeter.

"We learned a little something today," Sparano said. "We've been in this end of the pool for a long time now, and I just kept saying that eventually it's going to happen. Today, they just refused to give up the rope."

While he was supposed to be at the podium addressing the media, Sparano was making the rounds in the locker room, holding the game ball, greeting players individually with handshakes and hugs.

"He's one of the bright spots out of this season," Penn said. "I love him as an O-line coach, love him as a head coach. Even though our record doesn't show it, everybody has to see that since he's taken over, we've gotten better and better."

The Raiders snapped a 16-game losing streak dating to Nov. 17, 2013 and a 28-23 road win over the Houston Texans. The Raiders (1-10) had lost 16 consecutive games against teams with a winning record, eight consecutive home games and seven straight games within the AFC West.

Talk of finishing 0-16 in the regular season was silenced, and it left veteran defensive end Justin Tuck wanting more and looking ahead to a Nov. 30 road date against the St. Louis Rams.

"It's a huge monkey off our back, but honestly, all I can think about is St. Louis. And that's just how we've got to be, man. We need to make this thing contagious."

Kansas City (7-4) fell a half-game behind Denver in the division race.

"We were prepared," Chiefs running back Jamaal Charles said. "You win, you lose. We went out and fought back, but at the end we didn't come out with the victory."

Raiders running back Latavius Murray gave the crowd -- 52,865 paid, but actually considerably fewer in the stands -- a jolt with touchdown runs of 11 and 90 yards, the first two rushing touchdowns against the Chiefs this season.

Murray had 112 yards on four carries before leaving the game with a concussion in the first half.

The Raiders were up 17-3 after Sebastian Janikowski kicked a 40-yard field goal with 5:05 left in the third quarter when it started to unravel. Chiefs quarterback Alex Smith hit Anthony Fasano for a 19-yard score and Charles for a 30-yard touchdown, and the score was tied at 17 with 12:20 to play.

A 28-yard punt return by Frankie Hammond Jr. set up the Chiefs at the Oakland 37, but the Raiders stiffened at the 7-yard line, and Cairo Santos kicked a 25-yard field goal for a 20-17 Chiefs lead with 9:03 to play.

Carr and the offense had sputtered throughout the half, but came up with the clutch drive of the season. The chief mover and shaker was Marcel Reece, who accounted for 42 of the 80 yards on the 17-play drive with seven rushes for 34 yards and an 8-yard reception.

But Carr also had a 1-yard sneak on fourth-and-1, an 8-yard completion to Mychal Rivera on third-and-6, a 2-yard sneak on third-and-1, and the eventual touchdown to Jones that turned out to be the game-winner.

There was also a 9-yard pass interference penalty on Ron Parker to the Chiefs 20-yard line. The drive consumed 7:21 of the clock, and the Raiders defense held off a last-ditch effort by Smith and the Chiefs.

"I know how hard it is to win in this league," said Carr, whose last win was on Dec. 7, 2013, for Fresno State against Utah State. "This game has taken a toll on us this year. I know how hard it is."

SAN FRANCISCO CHRONICLE

In rain, Raiders end victory drought
By Vic Tafur
November 20, 2014

On a cold and rainy Thursday night, the sun finally came out for the Raiders.

The wet stage was set perfectly, as Oakland blew a 17-3 lead over Kansas City only to come back and win its first game of the season, 24-20. The crowd at O.co Coliseum and the national television audience had to be impressed with the heart of a heretofore 0-10 team.

“We knew that after this game, people were going to laugh at us or respect us,” safety Charles Woodson said. It’s definitely the latter, after rookie Derek Carr led the Raiders on a 17-play, 80-yard drive that ended with a game-winning 9-yard strike to James Jones with 1:42 left. Fullback Marcel Reece, who had six carries coming in but has never complained about his lack of a role, ran seven times for 34 yards on the drive.

“That drive shows the fight in this team,” Carr said.

Besides ending this year’s 10-game skid, the win also snaps a 16-game losing streak dating to last year. “Today they just refused to give up,” interim coach Tony Sparano said. “My hat’s off to the people in that locker room. The greatest feeling in the world was to see them smile.”

The Chiefs used all of their timeouts during the Raiders' last drive, but the Raiders defense almost shot itself in the foot in the final minute. And it would have been a face-plant for the ages.

Sio Moore sacked Alex Smith on third down with 49 seconds left, but was too busy celebrating with Khalil Mack 10 yards behind the line of scrimmage to notice Smith was about to call the snap on the next play.

But Justin Tuck wasn't about to watch his first win as a Raider go up in smoke, and the veteran defensive end called a timeout just before the Chiefs hiked the ball. Tuck later smiled and told Moore in the locker room he was ready to fight him on the field.

"You know how they say 'Act like you've been there before,'?" Moore told Tuck. "I haven't."

The locker room erupted in laughter.

It was a dramatic and funny finish to what was a one-sided ballgame early on.

Latavius Murray ran for two touchdowns, the second one a 90-yarder, before leaving the game with a concussion.

After Darren McFadden started, Murray came in and bounced his second carry of the game outside for an 11-yard touchdown with 6:33 left in the first quarter. Then, two minutes into the second quarter, the second-year running back from Central Florida made one cut inside and was gone for a 90-yard touchdown — the longest TD run in the NFL this season.

Murray would leave the game with a concussion six minutes later, and become the only back in NFL history with more than 100 yards (112) and two touchdowns on fewer than six carries (four).

The defense was flying all over the place, and only allowed a first-half score because Denarius Moore muffed a punt and the Chiefs took over at the 11. And the Raiders still held them to a field goal.

But after the Raiders took a 17-3 lead with five minutes left in the third quarter, the Chiefs woke up. Suddenly there were receivers and tight ends coming open down the field, and Kansas City scored 17 straight points to take the lead at 20-17.

The Raiders led 14-3 at halftime, their first lead at the half all season.

Defensive tackle Antonio Smith was getting pressure up the middle and linebackers Moore and Mack were turning the corner. Moore disrupted two screen plays to Jamaal Charles, who scored three of his five touchdowns on such plays in Oakland last December.

Woodson and Brandian Ross were breaking up plays, and taking turns coming up in the box and rushing Smith. Woodson had a sack and became the first player in NFL history to have 50 interceptions and 20 sacks.

"It's a huge win for us and this organization," Woodson said. "I wish we had done it earlier … but that doesn't matter. We got the first one and we'll move on from here. It was much needed.

"Now there is no excuse not to get the next one."

Longest runs
Latavius Moore's second-quarter TD run, right, was the fourth longest in team history. A look at the top five:

93: Terrelle Pryor vs. Pittsburgh (Oct. 27, 2013)
92: Bo Jackson vs. Cincinnati (Nov. 5, 1989)
91: Bo Jackson at Seattle (Nov. 30, 1987)
90: Latavius Murray vs. Kansas City (Nov. 20, 2014)
89: Kenny King vs. San Diego (Oct. 12, 1980)

3 notables
QB Derek Carr: Led Raiders on 17-play game-winning drive and "showed what kind of moxie the rookie has," Justin Tuck said.

DE Justin Tuck: Called timeout to save the night when Sio Moore and Khalil Mack were celebrating a last-minute sack for several seconds and were about to be called for penalty.

RBs Latavius Murray and Marcel Reece: Finally given their long-awaited turns to shine, they made most of it with Murray getting two TDs and Reece adding seven crucial carries on last drive.

CSN BAY AREA

Instant Replay: Carr leads Raiders to first win over Chiefs
By Scott Bair
November 20, 2014

It took more than a year, but the Raiders finally won a football game.

The Silver and Black beat the Kansas City Chiefs 24-20 at O.co Coliseum with a game-winning fourth quarter drive by quarterback Derek Carr.

The rookie found a wide-open James Jones for a 9-yard touchdown that put the Raiders ahead with 1 minute, 42 seconds remaining.

It concluded a 17-play, 80-yard drive that the Raiders have seemed incapable of in recent weeks.

They've been in so many games and found a way to lose. This time around, the Raiders came through in the clutch.

The Raiders converted three third downs and a fourth down on that pivotal drive, using had runs from Marcel Reece and timely completions to march down the field.

The Chiefs mounted one final stand, but the Raiders held on to win.

1-10 never felt so good.

This unit that never stopped fighting during a nightmare season, and finally got a payoff for their hard work and commitment. With that, a 16-game losing streak was snapped.

The Raiders played with the fire, intensity and a clear want to win a football game. Latavius Murray gave them life. After the young running back got concussed in the second quarter, it slowly left the Silver and Black.

The Chiefs scored 14 unanswered points to take a 20-17 lead. The Raiders came back with a pivotal drive that wouldn't have been possible without Murray.

The second-year pro, who earned more touches with a solid cameo Sunday against San Diego, had some big runs to give the Raiders a 14-0 lead.

The first came concluded the team's first drive, an 11-yard run where he bounced outside and found the end zone. Then, early in the second quarter, Murray ran right, cut back left and bolted 90 yards for the team's second touchdown.

Murray suffered a concussion on the next drive and did not return. The Raiders certainly wish he did. He had 112 yards and two touchdowns in four carries.

The offense sputtered without him. Darren McFadden and Maurice Jones-Drew were ineffective, combining for just 28 yards on 15 carries in shocking contrast to Murray's production.

The passing game struggled as a result, as the Raiders offense reverted back to old ways.

After struggling for most of three quarters, the Chiefs finally reached the end zone. Alex Smith connected with tight end Anthony Fasano on a 19-yard touchdown to cut the lead to 17-10.

The Raiders responded with five plays and a punt, and the Chiefs scored another touchdown. Smith hit wide open running back Jamaal Charles between the hash marks and he scampered into the ended zone.

Just like that, the energy left O.co Coliseum.

The game, this crowd knew, was slipping away. The Raiders got it back, and won in dramatic fashion with Carr's touchdown pass.

Murray provides a spark: Raiders fans spent the week clamoring for young running back Latavius Murray –- on breaks from criticizing coordinator Greg Olson, anyway -– to get more touches.

That wish was granted. Boy, was it the right move. Murray had 112 rushing yards and two touchdowns on four carries, averaging 28.0 yards per attempt. That included a 90-yard touchdown run, which was the NFL's longest scoring play this season.

The fun didn't last long. He suffered a concussion in the second quarter (see more below) and was pulled from the game.

Murray concussed: Murray was evaluated for a concussion in the first half and did not return. He was hit in the head on a second-quarter run where he fumbled got the first down but fumbled on 3rd-and-3. The Raiders recovered, but he did not.

The Raiders went back to veterans McFadden and Jones-Drew with the second-year pro out for good.

First halftime lead since last Thanksgiving: The Raiders jumped out to an 14-3 halftime lead on Murray's strong runs. He scored two touchdowns, but was allowed to do so thanks to solid play on third down. They converted 4-of-7 third downs, which spurned the first touchdown drive.

Derek Carr was effective in those areas, with smart passing.

The Raiders played well defensively to keep Kansas City out of the end zone, even after Denarius Moore muffed a punt and lost possession at his own 11-yard line. The Chiefs took a field goal from a three-and-out.

The Raiders held a halftime lead for the first time since last Thanksgiving, when they jumped ahead of the Dallas Cowboys.

Woodson's place in history: Raiders free safety Charles Woodson was all over the field on Thursday night, as he has been all season long.

He sacked Smith on 3rd-and-7 in the third quarter, the 20th of his illustrious career.

Woodson became the first player in NFL history with 50 interceptions and 20 sacks.

Sitting it out: The Raiders played Thursday's game without cornerbacks T.J. Carrie and Carlos Rogers, who were ruled out earlier in the week. Guard Gabe Jackson, safety Jonathan Dowling and tight end David Ausberry were also ruled out with injury.

In addition, quarterback Matt McGloin, guard Tony Bergstrom and

What's next: The Raiders get a rare weekend off after playing two games in five days. They'll come back from three days off and start prep for a road game against the St. Louis Rams, a talented team that has beat several top-tier clubs.

THE ASSOCIATED PRESS

Raiders snap 16-game skid with 24-20 win vs. KC
By Josh Dubow
November 21, 2014

After 368 days and 16 straight losses, the Oakland Raiders finally had something to celebrate.

Rookie Derek Carr threw a 9-yard touchdown pass to James Jones with 1:42 remaining, and the Raiders got one last defensive stop to snap a 16-game losing streak with a 24-20 victory over the Kansas City Chiefs on Thursday night.

"Hopefully there's many more to come because I like this feeling better than the other one, that's for sure," Carr said.

Oakland's Latavius Murray ran for two touchdowns and 112 yards on just four carries before leaving the game with a concussion. The Raiders (1-10) built a 14-point lead, but needed a 17-play, 80-yard drive led by Carr to secure its first win since beating Houston on Nov. 17, 2013.

"We learned something today," interim coach Tony Sparano said. "We learned something about ourselves. We've been in this end of the pool a long time. I kept saying that eventually it's going to happen. Today they just refused to give up."

The Raiders became just the third team since the merger to beat a first-place team for their first win after losing at least 10 games to start the season. Indianapolis did it against Green Bay in 1997 and Buffalo did it to Dallas in 1984.

Alex Smith threw two TD passes for the Chiefs (7-4), who had won five in a row. They fell a half-game behind Denver in the AFC West. The Chiefs will have a long time to stew over this loss before hosting Denver on Nov. 30.

"We knew we were going to be in a dogfight," Chiefs tight end Travis Kelce said. "Prime-time game and they've got the guys, played a lot of tough teams very well."

It took that impressive drive by the rookie Carr to win it. He twice had to sneak for first downs. He also threw an 8-yard pass to Mychal Rivera on third-and-6 and capitalized on a pass interference penalty against Ron Parker on another third down before finding Jones for the go-ahead score.

"To go 17 plays on the winning drive, that's impressive, man," Raiders defensive end Justin Tuck said. "That lets you know a little bit of the moxie of No. 4 (Carr)."

The game wasn't sealed until Smith threw an incomplete pass on fourth-and-13 from his 48. Even that didn't come without a tense moment. Khalil Mack and Sio Moore sacked Smith on third down and celebrated in the backfield while the Chiefs ran up to the line. An angry Justin Tuck had to call timeout as he seethed at his younger teammates.

"I was so caught in the moment," Moore said. "That was an error I have to make sure I clean up."

The Chiefs battled back from a 17-3 deficit late in the third quarter to take the lead with three scores in less than 8 minutes, including a pair of touchdown passes from Smith.

The first came on a looping throw to Anthony Fasano for a 19-yard score with 1:52 remaining in the third quarter.

The Raiders managed to move the ball near midfield before stalling on their next drive, and the Chiefs answered with a four-play, 65-yard drive that was made even more difficult by a pair of holding penalties. Jamaal Charles then beat Charles Woodson out of the backfield to catch a short pass and weaved through Oakland's defense for a 30-yard score that tied it at 17. It was Charles' fifth touchdown catch in his past two games at the Oakland Coliseum.

Frankie Hammond's 28-yard punt return set up Cairo Santos' second field goal of the game, giving the Chiefs their first lead of the night.

The Raiders had started fast behind the little-used Murray, who had just 10 carries in the first 10 games. He spelled starter Darren McFadden on the second drive and provided an immediate spark for Oakland's struggling offense before leaving the game with a concussion.

Murray carried twice on his first drive, sprinting 11 yards around the end for Oakland's first rushing touchdown since Oct. 19 against Arizona. The Chiefs were looking to match the 2011 San Francisco 49ers by becoming the second team ever to allow no rushing touchdowns through 11 games.

"When you line up and it's raining, the weather's no good and they can't throw the ball, you just line up and run the football," Chiefs linebacker Tamba Hali said. "We weren't playing our gaps and it's like a high school football game."

Murray did even better the next time he touched the ball, sprinting 90 yards past the Chiefs defense for the longest run by a Raiders running back since Bo Jackson had a 92-yarder against Cincinnati in 1989. Quarterback Terrelle Pryor had a 93-yard TD run last season against Pittsburgh. Murray's 112 yards rushing on four carries were the most by any player since at least 1960 with five or fewer carries.

NOTES: Former Raiders P Ray Guy was presented his Hall of Fame ring at halftime. ... WR Junior Hemingway (concussion), T Donald Stephenson (shoulder) and DL Kevin Vickerson (calf strain) left with injuries for Kansas City.

Raiders Feature Clips

Table of Contents

Feature Clips

Derek Carr	**1-12**
TJ Carrie	**13-14**
Andre Holmes	**15-16**
Sebastian Janikowski	**17-18**
James Jones	**19-21**
Khalil Mack	**22-24**
Darren McFadden	**25-26**
Mychal Rivera	**27-28**
Antonio Smith	**29-30**
Tony Sparano	**31-38**
Justin Tuck	**39-40**
Menelik Watson	**41-45**
Charles Woodson	**46-48**

DEREK CARR

ESPN THE MAGAZINE

Sins of the Brother
By Seth Wickersham
May 1, 2014

ON THE DAY his big brother's career as an NFL starter ended, Derek Carr threw the ball with David on a high school field outside of Houston. The Texans had just released the elder Carr, five years after making him the first pick in the 2002 draft. David needed to clear his head on this March afternoon, so he grabbed his youngest brother, and they went out to play catch. Derek was 15 years old and a star quarterback at Sugar Land's Clements High, and even then he burned to finish what his brother had started. He would choose to play at Fresno State, just like his brother. He would become a devout Christian and marry young, like his brother. By the end of his senior season, he would rack up similar passing numbers and begin to seduce NFL scouts with the same quick release that had sold them on his brother more than a decade earlier. In fact, teams might now consider Derek Carr the top quarterback in this year's draft, if not for one unshakable liability.

His brother.

ON ANOTHER WINDY March afternoon, seven years later, David and Derek are once again throwing the ball on a high school field. The stakes have changed. David, 34, has been out of the NFL since last August, when the Giants became the fourth team to release him. Derek, 23, is perhaps the most intriguing quarterback in the draft, often mentioned as a sleeper alternative to Johnny Manziel, Teddy Bridgewater and Blake Bortles. Derek is wearing a Fresno State hoodie and a pair of hideous silver, blue and fluorescent green and yellow cleats that he received at the combine. "I told him he has to get his entire suit for the draft that color," David says.

There are no yard lines on the field at Bakersfield Christian High in central California, where Derek spent his senior year after the family returned home following David's release. The Carr boys guesstimate 10 yards and begin to warm up. Both are tall and strong, and most of their combine numbers are indistinguishable -- David ran a 4.67 40-yard dash in 2002; Derek ran a 4.69 in February. Both have that beautiful lashing throwing motion, almost too fast to track. A lifetime of catch has synced their habits. "We're like an old married couple," David says.

A player who is a near duplicate of a former consensus No. 1 pick would ordinarily have an advantage on draft day. But GMs face a rare conundrum in this case, unsure of how to grapple with scouting reports on Derek. On one hand, his 50 touchdown passes and only eight interceptions last season suggests that he has all the tools to be a franchise quarterback; Browns coach Mike Pettine calls him the "best natural thrower in the draft." But then there are the issues: *Below-average poise and toughness within the pocket; will anticipate pressure and look to protect his frame instead of sitting in and delivering the ball.*

It's a valid rap. It's also arguably a fixable one. And given Carr's talent, it seems strange that pocket-pressure worries might drop him out of the first round. The problem is that his scouting report echoes what teams said

about David -- after it became clear that his career was a bust. "It's an issue," says one NFC scout. "If their makeup is the same, then there is concern."

That's why Derek is grateful that someone is entirely committed to ensuring that his NFL career will not end up like David's.

That someone is his brother.

THE ONLY FAMILY that's produced as many gifted throwers as the Carrs is the Mannings, which is fitting because the only precedent for the beating that David Carr suffered in Texas is what Archie Manning endured in New Orleans. Surrounded by expansion-draft castoffs, David absorbed 249 sacks in his first five years. He never complained, even to family. But as years of hits set in, David began to look at the rush before he looked downfield, a quarterback's death spiral. "You try to rack your brain and ask, 'Why?'" he says now when asked about his career. "It was God's plan."

By 2007, David was considered such damaged goods that the Texans had no choice but to release him. After a season in Carolina, he had two stints with the Giants, playing behind Eli Manning. The first time David met Archie, the patriarch of football royalty gave him a hug and said, "I know what you went through, man."

"I'm glad to see you're walking," David responded.

David's time in New York provided a crash course on how an elite quarterback prepares. He watched Eli take ownership of the offense as if he were a coach, working late on Mondays and Tuesdays, most players' days off. He watched how game-planning sessions unfolded under quarterbacks coach Mike Sullivan, where questions flew and debates raged. It was everything David had been missing, and he realized that not knowing how to study had stunted his growth as much as leaky offensive lines did. Had he learned early on how to prepare, he says, "it would have been beneficial not only to myself but to the guys around me. Then you take more of an ownership of the team, and you're not just another guy in the locker room. You're a coach on the field. And that makes you a better player."

By the time he learned, it was too late. David wasn't signed after the Giants released him last August. Late in the season, he received an offer to be a backup -- at the exact moment he was at the doctor's office, where he learned that his 2-year-old daughter, Grace, had juvenile diabetes. He decided to be a dad, seemingly at peace with ending his career after 11 years, 65 touchdown passes, 71 interceptions and a 23-56 record as a starter. He spent fall weekends driving 110 familiar miles from Bakersfield to Fresno and watched from the sideline as Derek set 27 school records, breaking many of his own. He stayed up late with Derek after games, breaking down film. And when he began to hear the knocks on his brother -- the reports that ranked the quarterback with "the quickest release in the draft," in the words of one scout, as merely the fifth or sixth best at his position -- it became clear that Derek was paying for David's career.

After that, Derek's draft became David's cause. Derek moved into David's house in Bakersfield. David hired Sullivan, out of work after being let go by the Bucs, to coach his brother through the process. Driven by pride and regret and love, he put Derek in a cocoon -- lifting in the morning, throwing in the afternoon, film study at night. "If I had to take some bumps so he doesn't have to," David says, "so be it."

A FEW HOURS after the brothers' throwing session, David and Sullivan -- everyone calls him Sully -- sit at a Bakersfield Chipotle, going over the plan for tomorrow's practice, the first run-through of Derek's pro day. Usually, a college strength coach runs a pro day, but David asked Sully to plan Derek's, betting that an NFL mind will ensure that no GM leaves with questions. Each weeknight, Sullivan breaks down video with Derek, often until midnight. Sully provided Derek with a four-page work sheet to complete, the same one Eli uses. The

questions -- Is the corner midpoint? Which safety is more aggressive? -- are intended to teach Derek how to watch film. David's role is almost that of a parent, a provider and protector who appreciates the instruction in a way his brother can't, all while wondering what if. "I never had any of this," he says.

While his coach and brother work, Derek sits at the other end of the table, telling funny stories about coaching David's 9-year-old son, Cooper, in flag football. (Yes, Cooper is a quarterback.) As affable as his brother is hardened, Derek carries himself with an easy command reminiscent of Tom Brady and Russell Wilson, as if doubt is a foreign concept. He's been riding a wave of underground buzz that began at the Senior Bowl in Mobile, Ala.

College all-star games are usually sand traps for quarterbacks, who are forced to spend all week throwing to unfamiliar receivers. But before the Senior Bowl on Jan. 25, the Carrs hatched an idea: Practice for the practice by gathering two of the receivers in New Orleans the week prior. It was the sort of tip Derek could receive only from someone who had been through it before, and it was a natural fit with the workaholic instincts that led him to arrive for film study at 6:30 a.m. many mornings last season. Derek was sharp in Mobile, and suddenly scouts began to argue that he was the draft's top quarterback: more mature than Manziel, stronger than Bridgewater, more consistent in his delivery than Bortles. Still, that one issue continued to dog him. "The problem," one NFC exec says, "is his genetics."

Of course, Derek considers it an honor to be compared with his brother. David is one of the most famous athletes to make it out of Bakersfield, one of those dust towns that seem to be surrounded by invisible walls. Yet David's pain has always been Derek's. As a kid, Derek would cry after his brother's losses and would join him in the film room to correct mistakes. He admires the way David was always "the same person" whether he was cheered or booed. "His career was not successful in the world's eyes," Derek says. "But to the people we listen to and respect, it was the most successful thing ever."

Derek has traced his brother's path consciously, as if to prove it wasn't the problem. He graduated high school early to get a jump at Fresno State. After partying too hard as a freshman, he rededicated his life to football and faith and was named the starter as a redshirt sophomore. He soon learned that he would be measured against his brother's real and perceived failures. In camp before his junior season, Derek suffered a sports hernia and hairline fracture in his pelvic bone. The coaches told him to avoid hits at all costs. So he unloaded at the first sign of pressure, often off his back foot. Derek still racked up 37 touchdowns against just seven interceptions -- the definition of toughness that scouts claim to crave. But some teams couldn't shake that familiar, familial skittishness in the pocket. "He took some undue criticism," says Fresno State coach Tim DeRuyter. "It was painful, and he never said a word."

And he internalized it all. During informal workouts before his senior year, Derek asked teammates to hit him after he threw. He never told the coaches. A few months later, against Boise State, Derek took a shot in the face as he released. The pass was caught. "The one question they had on me?" Derek says, leaning back at Chipotle and spreading his arms wide. "I answered it."

So he hopes. Until draft day, nobody truly knows how much the specter of David will affect Derek. Scouts swear that they evaluate each prospect on his own merit, but so much of quarterback evaluation is based on gut. So far, it's clear that -- unlike, say, Eli Manning -- Derek isn't getting the benefit of the doubt. At the combine, GMs and coaches asked Derek the ways in which he's similar to his brother. "We're both tough," Derek said. "And we believe that we can throw with anyone." They asked the ways in which he's not. "He's more quiet. I'll walk into a room and get to know eight people."

One coach asked, "What did you think of David's offensive lines in Houston?" Sensing a trap, Derek smiled. "They're all great guys."

The coach chuckled, then tried again: "I didn't think they were very good."

Derek wouldn't bite. "That's your opinion," he said, and they laughed.

ALL OF THE questions carry the same message: *Prove that we won't be burned twice*. It has forced Derek to walk a line between self-preservation and loyalty. He makes it clear that "I'm not trying to be David -- I'm trying to be the very best Derek Carr I can be," and he adds that he patterns his game after Peyton Manning's. But Derek has always been haunted by the question that haunts his brother: What really happened in Houston? He wanted to learn for himself. Without telling anyone, he watched video of some of David's NFL games, analyzing them as a quarterback, not a brother. He saw a career killed in the crib, a victim of historically bad circumstances. "Man, can you get him some help?" Derek says. "I can promise you it wasn't No. 8's fault."

No. 8, of course, has tried to convince everyone that he has no regrets about his career, that he could be happy to live vicariously through Derek. But not even the most bruised quarterback of his era ever fully loses the itch to play. Working with Derek the past few months -- watching his younger brother benefit from his pain -- has "rekindled a little juice," David says. He has a career's worth of wisdom and is in the best shape of his life, an ideal backup. In February, David began to believe that maybe, just maybe, he could not only redeem his career through his brother but perhaps revive it. "Being out here and training and going through this process has shown me that I want to play, absolutely," David says.

THAT LEADS BOTH brothers to a Bakersfield gym on a March morning, carrying a sort of kinetic energy: We're gonna pull this off. Their agent has casually pitched them to teams as a package deal, even offering to stage a workout for David on Derek's pro day. David passed on that, not wanting to be a distraction. But he's motivated by the hope of one last chance, and he bolts into the gym in a sleeveless tee, ready to roll. A sleepy Derek is behind him, hoodie pulled over his face.

"How do you feel?" asks Eric Mahanke, their trainer.

"Like a million bucks!" David says.

They lie on foam rollers, ironing out soreness. Framed pictures of David's college and pro games surround them. David leans over to mess with his brother, whose legs ache. "Argh, not my quads," Derek says. "If you press them, I'll cry."

A Carr workout is not for everyone. They sometimes push David's 4x4 through the parking lot. They take pride in being tough after years of being accused otherwise. The other day, they heard commentators lament Derek's lack of pocket tolerance, so Derek downloaded a few plays of his getting leveled and hitting the pass, just to remind himself. "We laughed," Derek says, even if both of them knew that it wasn't really funny.

Back at the gym, Derek and David joke about splitting reps in this afternoon's practice. "If you pull one of those vet moves -- You throw, I'm too sore -- we'll fight," Derek says.

"I'll take the reps so that I can be the starter," David says, deadly serious. Then he shakes his head and smiles. "See, Derek's not ready."

A FEW HOURS later, they line up opposite each other on a high school field yet again. It's blustery. David brought his favorite ball, worn and molded at the laces to fit his grip. Derek has a few different footballs and doesn't care which one they use. Scouts would consider that a plus. As he throws, David looks to the sideline and smiles. "The Cobra has arrived!"

The Cobra is their father, Rodger, a fit and tan 61-year-old. He taught the boys how to throw, using Dan Marino as a template. He's running routes today, his usual role. Both of Rodger's thumbs are jacked up after years of fielding bullets. David is responsible for the left; Derek for the right. To catch, Rodger raises his forearm to absorb the blow, which earned him his nickname. The inside of his arm is black and blue. Sometimes it goes numb.

Sullivan asks the brothers to practice shuffling over bags and then firing to Rodger, about 20 yards away. David goes first. He is smooth and polished, his throws quick and hard. A season off has brought him a greater appreciation for a simple drill that he took for granted years ago, a palpable urgency. Derek is slower over the bags, but his release is higher than David's, his passes more catchable. "Nice!" Sully says to Derek. "Nice throw!"

Next is a blitz drill, in which they throw as fast as possible under duress. Nobody mentions the obvious: This is *the* Carr drill. David goes first again. Out here, on air, he is decisive and smooth and accurate. Derek is rougher -- "I'm heavy metal; he's jazz," he says -- but his arm is lively, too much on one throw for Rodger to catch. "Cobra!" David says, smiling. "Come on!"

Moments later they all stand at midfield, going over the plan for pro day. David is in coach mode, thinking through every worst-case scenario. Derek is not as worried, and there's an ineffable tension between David's desire to control the future and Derek's willingness to overcome the unknowable. After David mentions a concern about what to do if some of Derek's receivers are hurt on pro day, Derek says half-mockingly, "That's like going into a game and saying, 'What if everyone gets injured?'"

"You've got to be ready," David says with an edge in his voice, "because you'll get one shot."

Most legendary quarterbacks share one very specific trait: They not only collect scars, they learn from them. Derek has collected David's scars. That he seems to have accepted and grown from that inheritance is the immeasurable quality that, if years from now he is a success, scouts will lament that they missed. On the field, both brothers are swaying back and forth, itching to throw. Sullivan explains the final route of Derek's pro day, a deep corner. "And that's all she wrote," he says. "That's a full and sufficient workout." "That's how I want it," Derek says, sounding confident.

Now it's time for a run-through. The first pass is a simple slant. David steps up eagerly. Back in 2002, he threw it better than anyone. But before David can fire, he catches himself. Suddenly it seems to hit him that it would be best if he stepped aside. "I can get my throws in anytime," he says, turning away. David kneels to snap the ball to his brother, who fills the void by throwing perfect spirals into the wind.

BAY AREA NEWS GROUP (OAKLAND TRIBUNE, CC TIMES, SJ MERCURY NEWS)

Raiders rookie Derek Carr has faced bigger tests

By Daniel Brown
September 6, 2014

BAKERSFIELD -- Derek Carr, who Sunday will become the first rookie quarterback to start a season for the Raiders, owes so much of his football philosophy to Gotham City that he used to wear a Batman shirt underneath his jersey.

His general philosophy is to be Bruce Wayne -- boring, methodical, buttoned-up. But a few times a game, when the Bat-Signal goes up, he'll throw on his cape and try to do something super.

Carr, 23, can be that way in real life, too.

There was that night last year in the neonatal intensive care unit, when Carr's newborn son was critically ill and his wife was on the verge of a breakdown. That was definitely a cape moment.

Dallas Mason Carr was born at 3:32 p.m. on Aug. 5, 2013, to Derek and his wife, Heather. They met as students at Fresno State, and when the quarterback decided to stay for his senior season rather than enter the NFL draft, they decided to get married and start a family.

On the day Dallas arrived, they were over the moon. But in the wee hours that night, Derek called his mom from the Clovis Community Hospital in a panic. The baby kept throwing up.

"That's OK, babies do that," Sheryl Carr assured him.

"No, mom, this is different. This is green. Something is not normal."

"Call me back if he doesn't stop and go see what the doctor says."

When the phone rang again at 2 a.m., Sheryl didn't need to pick up to know the situation was dire. "I answer the phone and he's just bawling," she recalled. Sheryl and her husband, Rodger, ran out of the house, hopped in the car and headed for the hospital.

Doctors and nurses had discovered that Dallas' intestines were twisted, cutting off the baby's blood flow. Intestinal malrotation, as it is called, requires surgery -- and the baby was being whisked by ambulance from Clovis to Children's Hospital Central California in Madera. One doctor told Derek that his son might not make it.

'WHO IS THAT MAN?'

Sheryl recounted this story Thursday in the kitchen of the family home in Bakersfield. With her Rodger at her side, most of this two-hour visit was filled with rollicking tales about raising three boys, two of whom grew up to be NFL quarterbacks.

But Sheryl tells this story to explain Derek's strength and maturity. More than once, she wipes away tears.

The first surgery didn't fix Dallas' problem, and the baby was barely into the recovery room when he was summoned back for a second operation. Sheryl was watching the scene unfold when doctors came to take the newborn away from Heather -- for the second time.

"She's in a wheelchair. She's kind of in shock. She just had a baby. And when the doctor says we have to do more surgery, she says, 'I don't understand.' She starts panicking," Sheryl said.

Her voice catches. There's a pause.

"I was getting ready to console them. You'd think that a young man who has never had a child, at that moment of critical terror, would just fall apart. You're there to catch them.

"But Derek just grabbed Heather by the arms and said, 'We're going to go talk to the doctor and we're going to do what he says. Stop crying. He's our baby and we're going to take care of him. It's going to be all right.' And off they went.

"I was like, 'Who is that man?'"

Dallas Carr would require a third surgery, one that lasted more than five hours, but the kid ultimately pulled off his first comeback. The family recently celebrated his first birthday. His weight is in the 90th percentile for his age. The only hint that anything was ever wrong is the rapidly fading scar under his belly button.

ROOKIE TESTED QUICKLY

The ordeal helps explain Carr's response this week when reporters asked him about the pressure of starting in New York. The second-round pick is the only NFL rookie passer scheduled to start in Week 1.

It's a shocking ascension for a player taken in the second round, 36th overall. He was supposed to serve an apprenticeship behind veteran Matt Schaub, who came with a $4.5 million fully guaranteed salary and a $3.5 million signing bonus that was paid in March.

But Carr wrested away the job with a strong exhibition season, including completing 11 of 13 passes for 143 yards and three touchdowns against the Seattle Seahawks in the final game.

He has given the Raiders a spark not seen since the Rich Gannon days.

But pressure? Hardly.

"Everything that we went through in our lives in my family ... whatever happens in football it's just a game," he replied. "It doesn't matter if I go out and throw three touchdowns or I go out and throw eight picks. I'm going to be the same person.

"Obviously, as a competitor, I'll be mad. But I'm going to be the same person, because football is never going to define who I am."

Here, in the family home in Bakersfield, his parents understand too well how football tries to define people. David Carr, who is 12 years older than his little brother, was the No. 1 overall pick of the 2002 draft. It did not go well.

Hindered by a questionable supporting cast, David Carr was sacked an NFL-record 76 times as a rookie with the expansion Houston Texans. He also led the NFL in getting sacked in 2004 (49) and 2005 (68).

"The hardest part was after the games. We'd go to his house," Rodger Carr, 62, said. "It looked like he just went through 15 rounds with Mike Tyson. I could see it. He was just beat up. I remember near the end, he said, 'Dad, I don't know if I can do this anymore.' "

David Carr played in the NFL through 2012 but never started after 2007. He finished his career with 65 touchdown passes against 71 interceptions.

In 94 career games, he was sacked 267 times. By comparison, Peyton Manning has been sacked just three more times -- but has played in 240 career games.

A talent evaluator recently told ESPN the Magazine that David Carr's struggles were so deep that they hurt his brother's draft stock by association. "It's an issue," the NFC scout told the magazine. "If their makeup is the same, then there is concern."

A PERFECT MENTOR

The Carrs see it the other way: David's pain will be Derek's gain. The eldest boy is teaching his brother how to avoid his mistakes -- as well as how to train, how to practice, how to lead, how to think. It took until late in his career, but David Carr eventually saw what a winning team was supposed look like. He served as Eli Manning's backup for the Super Bowl XLVI champion New York Giants.

These lessons are now Derek Carr's hand-me-downs.

"Derek may be 23, but he has Dave's 34-year-old brain in his head," Rodger Carr said. "I always say that David only had me to a certain point. The reason Derek is so far ahead is that he had his older brother. It's made a big difference."

Because the mentorship began early, the stories of Derek Carr's childhood sound far more Batman than Bruce Wayne.

Nate Thiessen, the assistant head coach during Carr's time at Bakersfield Christian High, tells one from Carr's first practice at the school. The family had just moved back to Bakersfield from Houston, and Carr was a senior looking to make an impression.

Thiessen was filling in for the vacationing head coach that day when Carr approached him with a proposal. "He's standing on the 45-yard line and he says, 'I'm going to throw five balls. If three of them hit the crossbar, you let me out of sprints tomorrow,' " Thiessen recalled.

The bet was on. But Carr needed only the first three throws -- boom, boom, boom! They all hit the crossbar. Later that day, the head coach called from his Hawaii vacation wondering how that new quarterback from Houston looked. "Is he the real deal?" the coach asked.

"If you just saw what I saw," Thiessen told him, "you'd know we're going to be fine."

The punch line came the next day. Carr ran every sprint anyway. He led the team in 100-yard gassers under the sweltering summer sun.

SAN FRANCISCO CHRONICLE

Raiders rookie Carr has high expectations for himself

By Vic Tafur
September 6, 2014

Mike Sullivan, the former NFL offensive coordinator, popped in the NFL game film to show Derek Carr something. It was back in March, when Derek's older brother, former No. 1 overall pick David Carr, had hired Sullivan to help prepare his brother for the NFL draft.

"I was showing him an interception, what the quarterback had done wrong, and he noticed that the quarterback didn't get involved in the pursuit of the player," Sullivan said. "Derek starts yelling, 'You gotta get that guy! Make him pay!' "

Sullivan said Derek Carr has a "real fighter's mentality, more like a mixed martial arts fighter than a quarterback," and is looking forward to seeing the rookie make his first start for the Raiders against the Jets on Sunday.

"I tell him to scale it back, but he'll probably head-butt a lineman or something on Sunday," Sullivan said. "He's almost too intense at times, but who doesn't want a vocal, intense, smart leader at quarterback?"

One who can throw. Like his brother, Derek Carr has the great arm and the quick release. But he's wired a little differently, probably because he watched all of the 249 sacks that his brother endured in five seasons with the Houston Texans. And he heard all the criticism as David Carr was proclaimed a bust.

It's one of the reasons that the Raiders are not as worried about starting a rookie quarterback on the road as they probably should be.

"He's been around the game a long time," Oakland offensive coordinator Greg Olson said. "He's had the experience of watching his brother and even watching some of the adversity that his brother went through. I just think he's a mature kid, and I think he'll be fine."

Big brother

Sullivan coached David Carr in 2011, when he was the quarterbacks coach of the New York Giants and Carr was backing up Eli Manning.

He says that stylistically, David is more jazz to Derek's heavy metal.

Sullivan said he could tell that David thought he had not gotten the level of film analysis and game-planning in Houston that he was receiving in New York, and that it was probably too late for him. So he poured that knowledge into his brother.

Derek had already grown up watching NFL game film with his brother, but he cranked it up. Then David hired Sullivan to be Derek's quarterback coach after the younger sibling finished playing at Fresno State.

"Our first day, they were both throwing, and David looked tremendous," Sullivan said. "It was all the time he spent working out with and coaching his brother. ... It's been such a great resource for Derek, and why he's always been ahead of the curve.

"He was ahead of the curve going into the draft, and he was ahead of the curve going into an NFL training camp. It's why I wasn't really surprised that he won the starting job."

Derek quickly called David when he heard that he had beaten out Matt Schaub for the starting job.

"He was fired up," Derek Carr said. "He was excited for me. The whole family was excited, obviously, but at the same time it's just football. It was an excitement, 'Hey, congrats,' and then we went about our lives. In our family, football is not everything."

Bigger concerns

Derek and his wife, Heather, have a son, Dallas, who recently celebrated his first birthday. He is fine now, and won't know until his parents tell him some day that he almost didn't make it the night he was born.

Dallas' intestines were twisted when he was born, cutting off blood flow. He needed three surgeries to repair the intestinal malrotation but is healthy now.

"Everything that we went through in our lives in my family ... whatever happens in football, it's just a game," Derek Carr. "It doesn't matter if I go out and throw three touchdowns or I go out and throw eight picks. I'm going to be the same person.

"Obviously, as a competitor, I'll be mad. But I'm going to be the same person, because football is never going to define who I am."

Dallas smiles a lot, seemingly just as happy in life as his dad is to be playing quarterback for a living.

“That kid in you, when you're finally a starting quarterback, one of 32 people in the world doing this job, it's really cool," Carr said. "Don't get me wrong about me saying it's just football. I love what I do, and that's why I am so passionate."

Big letdown

Derek was disappointed that he didn't get selected in the first round, but he grew up a Raiders fan in Bakersfield.

"Every college kid wants to go in the first round growing up, but some people didn't see it that way," he said. "I'm glad they didn't because I ended up in a great spot, the exact spot that I wanted to be."

He was brought in to be Oakland's quarterback of the future, with Schaub manning the controls of an experienced team this season. But Schaub didn't play well, Carr did ... and the future arrived early.

In the preseason Carr had a 67 percent completion percentage with four touchdown passes, including a very pretty back-shoulder toss to Denarius Moore in a three-TD game against Seattle. Schaub completed only 51 percent of his pass attempts and did not throw for a touchdown.

"I like Derek Carr a lot," NFL Films producer and quarterback savant Greg Cosell said. "I think he is greatly improved in the preseason. The things I thought he needed improvement in, I saw, which tells me he is being coached well and is receptive to it."

Olson and quarterbacks coach John DeFilippo spent a lot of time on his footwork, widening Carr's throwing base and getting rid of a hitch. Sullivan texted Carr after the Seattle game to tell him how good he looked stepping up and sliding over in the pocket.

Big arm, too

The arm is still getting rave reviews.

"The quickness of his delivery, at times, reminded me of Aaron Rodgers," Cosell said. "I was an idiot when I first said that. Then James Jones said it last week. ... The back-shoulder throw in the Seattle game was about as good as it gets."

Carr was the fourth quarterback taken in the draft, but the only one starting this week. And he's the first Raiders rookie to ever start the opener at quarterback.

And he is the first Fresno State quarterback to start Week 1 in his rookie season since David started for the Texans in 2002. David completed only 53 percent of his passes that season, being intercepted 15 times and being sacked an NFL-record 76 times.

But that was then, and this Carr is new and improved.

"I called my brother because he's played the Jets seven times," Derek Carr said. "So we talked. I picked his brain, took notes ... picked Schaub's brain, picked the coaches' brains.

"I expect a lot."

SANTA ROSA PRESS DEMOCRAT

Raiders envision bright future with Derek Carr

By Phil Barber
May 11, 2014

When they took linebacker Khalil Mack with the fourth pick in the 2014 NFL draft, the Raiders explained that this league is all about affecting the quarterback. The team took the principle one step further on Friday, selecting Fresno State quarterback Derek Carr early in the second round.

One round later, they got their future franchise quarterback a little protection and drafted massive guard, Gabe Jackson of Mississippi State.

The Raiders were said to be interested in Carr for weeks. That sort of rumor rarely translates into draft-day action, but general manager Reggie McKenzie pounced on Carr when he was still available with the 36th pick. He was the fourth quarterback taken in the draft, after Central Florida's Blake Bortles, Texas A&M's Johnny Manziel and Louisville's Teddy Bridgewater.

“I think we were pretty excited,” said director of player personnel Joey Clinkscales, standing in for McKenzie. “At the point in time of the draft, Derek was the highest-rated guy on the board. We were pretty comfortable at that pick taking him.”

Clinkscales said the Raiders fielded several calls from teams who wanted the pick, and entertained the thought of moving down in the second round, though they never considered moving up.

Asked whether the team envisions Carr as its quarterback of the future, he said: “We took him in the second round. We would like to think so.”

The only passers taken higher by the Raiders since the 1970 merger were Marc Wilson (No. 15 in 1980), Todd Marinovich (No. 24 in 1991) and JaMarcus Russell (No. 1 in 2007). And yes, you are forgiven if that list causes you to either tremble or double over in laughter.

Carr, who lives in Bakersfield (where he spent his senior year of high school), is practically an NFL lifer. He joined his older brother on stage at Radio City Music Hall at the age of 11 when the Houston Texans made David the first pick in franchise history in 2002, and was studying film with his sibling at 12. What's more, his uncle Lon Boyett was briefly with the Raiders in the late 1970s.

Derek followed David to Fresno State, and thrived. As a senior, he became the fourth quarterback in Division I history to throw for more than 5,000 yards and 50 touchdowns in a season, at one point attempting 305 consecutive passes without an interception. Carr finished eighth in Heisman Trophy voting.

Scouts loved his arm and his attitude, but questioned the system in which he played. The Bulldogs' offense ran almost exclusively from a shotgun formation, and Carr survived on short throws off one-step drops.

He helped dispel a lot of the suspicion with a strong performance at the Senior Bowl in late January. The consensus said he outplayed every quarterback at the event, which including Eastern Illinois' Jimmy Garoppolo and San Jose State's David Fales.

The Texans traded for Matt Schaub in 2007 to replace David Carr, who never developed into the franchise quarterback they were looking for. Now comes the possibility that the Raiders will groom Derek Carr to take over for Schaub, the expected 2014 starter whom they traded for in March.

Many Raiders fans, dubious of Schaub's ability to turn around a career that went off the rails last season, will be rooting for Derek Carr to assume the starting job right away. That's not the plan.

“He's a young quarterback,” Clinkscales said of Carr. “We aren't expecting him to walk in the door and be the starter. We have a starter.”

Carr sounded fine with that.

“If I'm the backup, my role, it doesn't change,” he said. “I'm still gonna help the team win. How can I help Schaub during the game? ... Can I watch the safety? Can I watch the corners? Can I tell him when they were in this front, when they played this coverage, when we were in this formation they ran this coverage, brought this blitz on this down and distance? What can I do to help? All I'm here to do in Oakland is help that team win.”

Jackson, who started 52 games at left guard at Mississippi State, is billed as a powerful and nimble-footed interior lineman who worked hard but occasionally lost focus in games. He joins a replenished pool of offensive linemen that includes free-agent signees Kevin Boothe, Donald Penn and Austin Howard.

The Raiders traded down in the third-round, snagged Jackson at No. 81 and gained a fourth rounder from Miami, No. 116. They have plenty of needs to address today. All in all, though, these guys seem to love how the draft is playing out.

“The Raiders need a little luck like everyone else,” Clinkscales said. “We're excited about that.”

TJ CARRIE

SAN FRANCISCO CHRONICLE

Raiders rookie TJ Carrie making good impression
By Vic Tafur
August 10, 2014

The first preseason game is a bigger deal than most people realize. It's the first time rookies put on their official jersey and take an NFL field.

Raiders cornerback TJ Carrie actually tried on his jersey a couple of times before he went to the game at Minnesota's TCF Bank Stadium on Friday night.

And then ... when warming up before the game he would ...

"I kept going back to the mirror to see how I looked," Carrie said. "And feel that experience again. Then I would leave and ... 'Man, I gotta check it again' ... 'Oh, we're taking the field, let me check it one more time.'

"It was an awesome experience, and I enjoyed it."

The Antioch native has definitely looked the part of an NFL player. The seventh-round draft pick has jumped to fourth on the Raiders' depth chart at cornerback, is one of the team's three punt-return candidates and he could be a gunner on punt coverage.

He had four tackles against the Vikings, and head coach Dennis Allen said that Carrie played well.

Carrie (6-foot, 204 pounds) had an injury-marred career at Ohio University, and Oakland general manager Reggie McKenzie said that's the reason Carrie was still on the board in the seventh round.

Carrie caught Allen's eye right away this summer with his penchant for being around the ball and making plays. Allen compared him to an undrafted player, Chris Harris, whom Allen had when he was the Broncos' defensive coordinator three years ago.

Harris made the 2011 All-Rookie team and has 27 starts and six interceptions the past two seasons.

"Nobody really knew anything about (Harris), and then every day you watch him practice and every day he's making a play that kind of catches your eye," Allen said. "We thought TJ had some ability, but I think he's more mature than maybe I would have known from a rookie DB coming in from Ohio.

"I've been very impressed with his knowledge of the game."

Carrie has had some help, as he knew teammates Taiwan Jones and Maurice Jones-Drewfrom growing up in Antioch and playing at De La Salle High. Jones-Drew has shown him how to take notes in meetings and helped him become a pro quickly.

"In order to be a pro, you have to come in and get acclimated to the system pretty fast, and that's from the mental, the physical part of it, and really understanding all the aspects and keys of the game," Carrie said. "So the adjustment is based on how you approach the situation, and I think I definitely have tried to approach it in a pro manner."

Carrie is looking forward to the team's trip to Oxnard (Ventura County) for practices against the Dallas Cowboys on Tuesday and Wednesday. And he will tell himself the same thing he told himself Friday, between peeks at the mirror.

"Remain calm, remain confident in the ability that I put on the field in the offseason workouts, minicamp and training camp," he said.

ANDRE HOLMES

THE ASSOCIATED PRESS

Andre Holmes becoming big-play threat for Raiders
By Josh Dubow
October 16, 2014

ALAMEDA, Calif. (AP) — Andre Holmes is settling into his role as Oakland's big-play wide receiver.

With two long catches last week, including a 77-yard score on the first possession of the game, the former undrafted player from tiny Hillsdale College in Michigan has become a crucial part of the Raiders' offense.

After showing flashes at times in his first season in Oakland in 2013, the key for Holmes now is to show the consistency that has been lacking at times over his two seasons with the Raiders.

"You just have to build off of it," Holmes said Thursday. "That's where my mindset is at. It's one good game this season. I just have to go against the Cardinals and get another good one."

After a strong finish to last season when he had 22 catches for 366 yards and a touchdown in the final five games, Holmes was being counted on as a key contributor on Oakland's offense this season.

But he was up-and-down during training camp and the preseason and got passed up for a starting spot because he sometimes has a harder time making the easy catches than the highlight-reel ones.

"'That's something that I know Andre is working on right now," interim coach Tony Sparano said. "He spends an awful lot of time out there on the jugs and doing those types of things, trying to catch those kind of balls. He spends a lot of time at it, works hard."

Holmes played only two offensive snaps in the season opener against the New York Jets and was on the field only about half the time the following two weeks. But after Rod Streater was sidelined by a broken foot, Holmes moved back into the starting lineup against Miami last month and has made the most of his opportunity.

Holmes had five catches for 74 yards and a touchdown in the loss to the Dolphins and followed that up with an even bigger performance against San Diego.

He got behind the defense on the third play from scrimmage to score on a 77-yard catch that was the longest scoring throw for Oakland in five years.

He added a 30-yard catch with a leaping grab near the sideline to set up a score in the second quarter and gave Oakland the lead in the fourth with his 6-yard TD catch. Holmes finished with four catches for 121 yards and two touchdowns — becoming just the third Oakland player to top 100 yards receiving with two TD catches in a game in the past nine seasons.

"I definitely trust him, no doubt," quarterback Derek Carr said. "I like the size of our receivers also, the ones that play outside. I love giving them chances to go get balls. When they do, it puts it in the back of my head like, 'He caught the last one, let's go at it again.' So I definitely like giving those guys chances, especially when I know that they'll come down with it."

With his 6-foot-4 frame, good jumping ability and 4.45 speed in the 40-yard dash, Holmes has had a knack for big plays in his short time with Oakland. Of his 40 catches, 14 have gone for at least 20 yards — the most on the Raiders the past two seasons.

Sparano compares Holmes' attributes to Brandon Marshall, a player he coached in Miami.

"You like to have those kind of players," Sparano said. "The catches that he's made since he's been here have been those kinds of catches, contested catches, down the field, ball is in the air and he's jumping over somebody, he's making the really hard catch. So, that's been good to see and it's a comfort for the quarterback when he feels like he can throw it that way and that guy is going to come down with it."

SEBASTIAN JANIKOWSKI

SAN FRANCISCO CHRONICLE

Raiders kicker Sebastian Janikowski works to improve
By Scott Ostler
July 20, 2014

The Raiders might be an improved team in 2014 - they're certainly due for an uptick - but it seems unlikely that they will blow out a lot of opponents.

So as training camp looms, forget about the quarterback situation, forget about all the new players. How's Seabass doing?

Well, kicker Sebastian Janikowski looks good and he says he's ready to rip. I caught up with him at Lake Tahoe, where he was playing in the American Century Championship.

His golf game could use some polish (it's already got plenty of Polish). Janikowski finished 47th in the field of 86 actors, athletes and assorted famous folk.

Because he's a big, powerful man who kicks footballs a mile, people expect Janikowski to hit golf balls straight and long.

"Yeah, that's not going to happen," said the man who has kicked a 63-yard field goal and once attempted a 76-yarder. Janikowski doesn't even use a driver. On the long holes he hits a three-hybrid, whatever that is.

Fortunately for the Raiders, Janikowski is still more serious about his kicking than he is about his golf. He said he normally stays home in Florida until it's time for training camp, but this year he came West two months early to work with long snapper John Condo and holder (and punter) Marquette King.

When Janikowski's effectiveness fell off dramatically last season, head coach Dennis Allen kept saying it was an 11-man problem. Yeah, not really.

It was more like a Janikowski and King problem. After 13 seasons of kicking out of the hold of his good pal Shane Lechler, who went to Houston as a free agent, Janikowski was breaking in a rookie holder.

When Janikowski missed two field-goal tries in a four-point loss to Tennessee, he indicated to sideline reporter Lincoln Kennedy that King's hold was the problem.

It was a momentary lapse by Janikowski, normally not a finger pointer. After that, he took great pains to accept blame for his low percentage (70, down from 91.2 the previous season) and all those misses (nine, up from three in '12).

"I'm not finishing," Janikowski would say. Or, "I just pushed it," or, "I'm too wide" with his step.

There's no question that the three-man team had some rough moments, and Janikowski's offseason work with Condo and King is an indication that they know what we know.

"With Shane, we knew each other so well, that's a trust issue right there," Janikowski said. "He knew if I'm pushing the ball, he would tilt the ball in the different direction. So now I'm working with Marquette, and it's improving a lot."

It has to. The Raiders can't afford another 21-for-30 season from their kicker. Not acceptable, especially for the highest-paid leg in the game, and someone who has done this for 14 seasons.

Advanced age has been ruled out as a factor in last year's slump. Janikowski is 36, but says he compensates by working harder, doing more running and stretching, more work on weights on the stationary bike, and lots and lots of kicking.

"I don't think I've lost any distance," he said. "The power has always been there. My final step is so powerful, I've always had the power, since high school. ... I feel that I'm as strong as I was eight, 10 years ago."

He said he's also more stable, as in more mature. As a young player, Janikowski had a few scrapes with the authorities, was known to party a bit. Now, he's a team leader. Said he tries to lead by example, doing his work, getting to meetings early. It wasn't always that way.

"It's like (I'm telling younger teammates), 'Don't make the same mistakes I did,' " he said, "because obviously everybody knows, I made some mistakes."

He said when he was a young player, then-quarterback Rich Gannon pulled him aside and let him know he was falling short of Gannon's only acceptable level: perfection.

What was Gannon's exact message?

"We agreed to keep it private," Janikowski said with a smile. "It wasn't nice."

Janikowski is married; he and his wife have twin girls, 22 months old. That cuts into your golf time.

"But in my life, they cut in in a good way," he said. "I needed that. ... I've changed over the years. I'm more stable, fatherhood, work and stuff like that. Everybody goes through a process. You learn from it. What can I say?"

Janikowski said he appreciates his job more than he ever did, and sees no reason he can't kick effectively for another decade or more.

But to get that far, he'll have to get to get through this season. A big test, right?

"Every year is a test."

JAMES JONES

BAY AREA NEWS GROUP (OAKLAND TRIBUNE, CC TIMES, SJ MERCURY NEWS)

Raiders' James Jones: Once-homeless receiver returns home to give back
By Daniel Brown
August 8, 2014

SAN JOSE -- Judy Vargas was among the first defenders to cover James Jones. It did not go well.

The longtime worker at a San Jose homeless shelter used to chase the future NFL receiver around the corridors when play time was over. "That was me," Jones said, "always trying to run the other way when someone said, 'Come here.' She was one of the main people I was running from."

Vargas has it easier these days. Jones is back at the shelter, having made it clear he's never going away.

Jones signed a three-year, $11.3 million contract with the Raiders during the offseason. And though he'd always kept a connection to this shelter and to others who helped him escape the poverty of his youth, he had done so from afar. The former San Jose State star spent the first seven seasons of his NFL career with the Green Bay Packers.

The Raiders, of course, signed him not for his giving but for his receiving. Jones is coming off career highs in catches (59) and yards (817), despite playing through nagging injuries last season. A year before that, he led the NFL with 14 touchdown catches.

Jones, 30, has spent training camp in Napa angling for a spot on a depth chart that also includes Rod Streater, Andre Holmes, Greg Little and Denarius Moore.

On the night before camp opened, shortly after 5 p.m. on a Tuesday evening in July, the San Jose native went home -- or at least as close as he could get. The San Jose Family Homeless Shelter, where Jones and his mother, Janet, once spent several months has relocated down the road to here, on North King Road.

In anticipation of Jones' arrival, the cafeteria is speckled with residents wearing Raiders gear. Jones and his family, including his mother, spend the evening dishing out chicken, ribs, baked beans, cornbread, macaroni and cheese, salad and banana pudding catered by Famous Dave's Bar-B-Que. Jones wears plastic gloves and an apron to shield himself from the sauce.

People come back for seconds, which is the highlight of Jones' night. One of the things he remembers most about being homeless is that the food could be lousy.

"I've been in their shoes, where a lot of the meals daily are not that good. A lot of the meals still leave you hungry," he said. "(Tonight) you see the little kids coming back for seconds with a smile on their faces. One kid came up and said, 'This is real cornbread. The cornbread is so good.' That's why we come."

Vargas, in her 19th year on the staff, dines at a corner table. She is asked what it means to have Jones back, this time as an honorary co-worker. "I think he means inspiration," she said. "I think he means success. I think he means that if he can do it, then it's up them to succeed also."

Vargas' eyes scan the room.

"This can be just a pit stop," she said.

A few weeks earlier, Jones had given the residents food for thought. He gave a talk about his own life story, and how he had changed the plot line. Jones pulled himself up from his bootstraps and eventually strapped on cleats at the Super Bowl.

"He believes in hand up, not a handout," said his wife, Tamika, who met Jones while they were both students at San Jose State. "So anybody who can help them get on their feet, that's what he's interested in. It's not a sad time. It's a joyous time. It's a time to say, 'I know you're here, but this isn't the end.'"

Jones lived in and out of shelters from ages 8 to 14. His father, also named James, wasn't in the picture at that time. His mother, Janet, took James and his sister Desiree to a friend or relative's place on some nights and cheap hotels on others. When there was no money left, they went to homeless shelters like this one.

Jones wound up going to seven elementary schools. Packing never took long. His only two prized possessions were a backpack and a basketball.

"The worst part about being homeless is not knowing what your next step is, not knowing where you're going to lay your head next," he said, shortly after serving up the last plate of the night. "You only get a certain amount of time you can stay here. And once those three months are up, that's the scary time. Because now where are you going to go?"

Jones' life stabilized when he reached high school. He was 15 when he decided he could leave his mother's side and went to live with his paternal grandmother, Bernice Calhoun, who ran a strict home. Janet Jones, who had struggled to hold down employment, found a job and an apartment and came to all of James' games.

Jones thrived at Gunderson High, averaging 18.2 points on the basketball court, jumping 6 feet, 8 inches in the high jump during track season and starring as a quarterback, receiver and safety on the football team.

When he got to San Jose State, he and Tamika found each other through mutual friends. But it took many years before his future wife fully understood about his life to that point.

"Believe it or not, no. A lot of his friends from high school, and even in middle school, never knew he was homeless," Tamika said. "If somebody wanted to go to his house to play. He would just say, 'Oh, no. Not today. My mom said I can't have company.'"

Tamika found out many of the gritty details only after the Packers selected Jones in the third round of the 2007 draft. News stories detailed his odyssey of homelessness, and with each one Jones slowly felt more comfortable about opening up.

These days, Jones wants everyone to know his tale, especially those who are in his shoes. He started his own foundation, Love Jones 4 Kids, and became so active in the Green Bay charity scene that "I think the whole community cried when he left," said Mary Deckert, a board member of the Freedom House Family Live Advancement Center in Green Bay.

"Not just because he was a good football player, even if the was that, too, but just because he was a great guy. He was always humbled and never forgot where he came from."

Deckert recalled how Jones would help with annual community service announcements, pitch in with fundraising and stop by in person. He said that more than once he made friendships with the residents that continued long after he left.

"For him to come to the shelter and look somebody in the eye, somebody who feels totally worthless because they can't take care of their family, and say, "You can turn this around" -- that means something to them," Deckert said. "If I say that, they just say, 'Yeah, yeah, yeah.'

"What he does, it's priceless. You can't quantify the value of that to somebody in need."

Jones said he is continuing his connection to his Green Bay charities, even from his new East Bay address. He doesn't want to leave them in the lurch. But he concedes that it's extra special to be doing his charity work from the Bay Area.

"It's changed because I'm really giving back to my town, to my people," he said.

Desiree Lopez, who fled domestic violence to live in the shelter, was among those enjoying the Jones dinner. Lopez and her 9-month-old son were both wearing Raiders gear. "For someone like that to do something like this is just amazing to me," she said. "You don't see too many famous people coming and giving back."

She said she recently found a permanent home in Nevada and hopes to become a registered nurse.

Jones said that he still gets emotional on nights like this when he reflects on all he's been through. He even remembered the way Judy Vargas used to chase him around and tried to wrap him up, just like NFL defensive backs do these days.

"She wasn't as good as they are now," Jones said, "but she definitely got me ready."

KHALIL MACK

BAY AREA NEWS GROUP (OAKLAND TRIBUNE, CC TIMES, SJ MERCURY NEWS)

Raiders' Khalil Mack a dream, former coaches say

By Jerry McDonald
May 16, 2014

University at Buffalo defensive coordinator Lou Tepper cringed when a local police officer told him he'd had an encounter with one of his players a couple months back.

"You hear that, you start to twitch a little bit," Tepper said.

Dennis Gilbert, a cop who is also the football coach at St. Joe's High in Buffalo, recognized Khalil Mack immediately. Mack approached Gilbert holding a small white purse he'd found in a snow bank.

"He wanted to know if we could find the owner," Gilbert said.

A fellow officer opened the purse to find an iPhone, credit cards, cash and jewelry. A short time later, the purse and its contents were returned to the grateful owner who had been retracing her steps a block away, frantic and losing hope for its return.

"You always hear the stories about kids who do the wrong things," Gilbert said. "Here's a good kid, doing the right thing, making the right decisions."

Even with the background checks necessitated for a top-10 pick, the Raiders hadn't heard of Mack's act of integrity. Even without it, they were convinced Mack was worthy of being the face of their defense for the next decade in making him the fifth pick of the NFL draft.

The Raiders rookie draft class, plus undrafted free agents and some players on a tryout basis, convened at the club's rookie camp starting Friday. Mack reportedly signed his rookie deal Thursday and was ready to go.

Mack, according to those who know him best, is described as earnest and hardworking, driven to be the best. It's only between the white lines where he shows an edge.

DIFFERENT MAN ON FIELD

"Off the field, he's the nicest, most humble, sweetest kid you could ever meet in your life," said Waides Ashmon, Mack's coach at Westwood High in Port St. Lucie, Florida. "On the field, he plays mad, with a chip on his shoulder, and that's exciting to watch."

Ashmon had been at Westwood for a month when an assistant told him about Mack, a junior basketball player who had recovered from a torn patellar tendon and hadn't played football since his freshman year.

"In the spring, my coach came into my classroom, picked me out of class and I have been playing football ever since," Mack said.

As the two stood in the hallway, Ashmon saw a 6-foot-1, 215-pound physical specimen "with the muscles coming through his clothes" and asked Mack, "What do I need to do to get you on the football field?"

"He said, 'Coach, I would love to play. You've just got to talk with my dad,' " Ashmon said.

Ashmon pulled out his cell phone on the spot and made his pitch to Sandy Mack.

"I've never done this before, but I told him if you allow Khalil to come play for me, I promise he will go to college for free," Ashmon said.

Mack led Westwood with 140 tackles on a 10-2 team, but with only one year of varsity football in a talent-laden state, only Liberty University of Lynchburg, Virginia, was interested. However, when a Liberty assistant accepted a job at Buffalo, it helped land Mack a full scholarship.

"He just got overlooked," Ashmon said. "Coaches would come in and say he looks the part, but they didn't have enough film on him. I'd tell them, I don't care what y'all say, the kid's going to be a first-round draft pick in five years."

Tepper, the Buffalo defensive coordinator since 2012, has coached at nine schools since 1967 and put 20 linebackers on NFL rosters. At Illinois in 1996, when Tepper was the head coach, the Illini had linebackers Kevin Hardy and Simeon Rice taken with the Nos. 2 and 3 selections in the NFL draft.

"I've only had a few players who were what I call complete linebackers, that could play anywhere in a 3-4 or a 4-3 defense," Tepper said. "Oakland is getting someone with the talent to be a star at any of those positions."

'HE KNOWS HOW TO WORK'

Now 6-2, 251, Mack's ability to range sideline-to-sideline, rush the passer (28 1/2 career sacks) and strip the ball (16 forced fumbles) is enhanced by a will to prepare as well as to win.

"When he gets a tip sheet every day, he's got a highlighter out and works on it," Tepper said. "He knows how to work. He learns from written material, he learns from briefing material, he learns from walking through, and when the ball is snapped he'll play fast."

Mack finds motivation from perceived slights. He was so insulted by an EA sports video game that gave him a mediocre ranking of 46 that he made it his uniform number at Buffalo.

When an Ohio State assistant coach assessed Mack as "just a guy" going into the 2014 season opener, Tepper called Mack "JAG" all week. Mack responded with 2 1/2 sacks, a 45-yard interception return and nine tackles against the Buckeyes.

Buffalo head coach Jeff Quinn said Mack's drive reminds him of Joe Staley, the 49ers tackle whom he coached at Eastern Michigan.

"He's as gifted a player as I've ever coached," Quinn said of Mack. "He lives it and loves it."

Raiders general manager Reggie McKenzie said Mack "plays the game the way it's supposed to be played. He plays hard, he plays physical, he goes from snap to whistle. You might call it a chip on his shoulder, or you can just call it being a football player."

Mack's mother, Yolanda, an elementary school teacher, said of her son, "We all have something where we're a '10.' Khalil was always athletic, always competitive in that way. Even at 5 he was doing push-ups. He had these muscles."

Outgoing and team oriented, Mack entertained Buffalo teammates occasionally by singing and playing the guitar. His personality is in stark contrast to the last linebacker the Raiders took in the first round, the aloof and perpetually disinterested Rolando McClain at No. 8 in 2010.

Ashmon, who was with the Mack family in New York at the draft, laughed as he recounted the post-draft scene.

"He'll probably kill me for telling this story, but we were up in his hotel room that night, he strips off his shirt, and he's jumping around, saying, 'Let's play right now!,' " Ashmon said.

DARREN McFADDEN

SAN FRANCISCO CHRONICLE

Raiders' Darren McFadden hoping to outrun the labels
By Scott Ostler
July 30, 2014

The first week of training camp must seem to Darren McFadden like the movie "Groundhog Day." For seven years, McFadden has arrived in Napa ready to rock and roll - eager, healthy and seemingly destined to take his place as one of football's elite running backs.

Then stuff happens. Injuries. Coaches fired. Scheme changes and raggedy surrounding talent, rendering McFadden's skills null and void. Flashes of brilliance, but mostly frustration and disappointment.

Maybe a better movie analogy would be "Lemony Snicket's A Series of Unfortunate Events."

Well, this time could be different. Stop rolling your eyes, Debbie Downer fans.

It's possible that this is the season it all will come together for McFadden, and the Raiders.

If you're skeptical, you're not alone. McFadden said other teams showed interest in signing him, but he came back to the Raiders for a bargain-basement $1.65 million contract, only $100,000 guaranteed.

And unlike past seasons, when the Raiders counted on McFadden to be their bell cow (to borrow a 49ers term), he's merely in the mix this time. The Raiders signed Maurice Jones-Drew to compete for the starting job. Fullback Marcel Reece dropped 17 pounds in the offseason.

It's a different scene for McFadden, for so long the golden guy. Now he's being asked to return kickoffs, which he hasn't done since college. Until now, he was too valuable, and maybe too fragile, for such risky duty.

It appears that the change of status has not dented McFadden's optimism and enthusiasm. He's never been a grumbler or slacker, and he seems to be attacking his new situation with the same old zest.

"I feel great," McFadden said after Wednesday's practice. "I feel like a rookie coming in. Training camp is just like being a rookie all over again. You're excited being out there."

Does he see this as a last chance?

"It's a new beginning," McFadden said, "but at the same time, I feel like it's all or nothing, so I'm going to have to go out there and perform and stay healthy on the field."

It can be done. Lest we paint his career to date as a total failure, remember the shining 2010 season. McFadden missed three games but still gained 1,157 yards on 5.2 per carry, flashing speed and power. He made people miss. He was dangerous.

That was what the Raiders had in mind when they drafted him No. 4 overall in 2008 from Arkansas. Was 2010 an aberration, or proof that McFadden can produce fireworks if you block for him properly and he's healthy?

The Raiders might be crazy to keep trying to tap McFadden's talent, but the temptation is strong. In his second NFL game, against the Chiefs, McFadden carried 21 times for 164 yards.

Then he injured a toe and missed three games, and when he returned, Tom Cable had replaced Lane Kiffin as head coach. Cable pretty much iced McFadden.

It's not all about coaching. Two seasons ago, some blamed McFadden's average of 3.3 yards on Dennis Allen's zone-blocking scheme. Last season, no more zone, but another season of 3.3 yards per carry.

If McFadden doesn't realize his potential this season, it won't be because he's damaged goods. He said he's 100 percent healthy and still jet quick.

"I'm going to run a 4.3 'til I'm 50," McFadden said. "As far as the exact (40-yard dash) time, I'm still a 4.3 guy. I don't feel that I've lost a step at all."

In six seasons, he has missed an average of almost five games per season to injuries. Seriously, that could be a good thing.

"I'm just now getting ready to turn 27," McFadden said, "so I feel like I still have a lot of football in me. I guess that's one of the bright sides of me being injured, you know? Less games took a lot of wear and tear off my body, so I still have a lot of years of football left in me."

Maybe. It would be great for the Raiders if it works out that way. McFadden would be the late Al Davis' last contribution.

For McFadden, this shouldn't be about money. He earned $60 million on his first contract. He probably could walk away from the game with his head up, write off the hard times to circumstances beyond his control.

But he has unfinished business, personally and with the Raiders.

"I had other offers," McFadden said, "but I wanted to come back here and be a part of Raider Nation. We've had some rough years here; I wanted to come here and be part of the turnaround."

MYCHAL RIVERA

BAY AREA NEWS GROUP (OAKLAND TRIBUNE, CC TIMES, SJ MERCURY NEWS)

Oakland Raiders Mychal Rivera setting his sights high

By Jerry McDonald
August 2, 2014

After finishing fifth in receptions among all NFL rookie tight ends last season, the last thing on the mind of the Raiders' Mychal Rivera was to enjoy the fruits of his labors.

"I really looked in the mirror at myself," Rivera said Saturday after the Raiders completed a controlled scrimmage. "I knew I could do a lot better than I did last year, even though people were surprised at what I did. I have high expectations of myself."

In his second year out of Tennessee, Rivera has his sights on a won-loss record far better than 4-12, and significantly better statistics than 38 catches for 407 yards and four touchdowns.

One of the highlights Saturday was the sight of Rivera splitting a seam between veteran cornerbacks Tarell Brown and Carlos Rogers and hauling in a pass inside the 5-yard line from second-string quarterback Derek Carr.

Rivera later caught a pass from Matt Schaub in the end zone.

"One of the guys that has shown the most improvement from a year ago is Mike Rivera," offensive coordinator Greg Olson said. "He looks more athletic. He's stronger. He's more confident. I said to him the other day and we said it in our meeting, there's a little bit of swagger to him this season."

At 6-foot-3 245 pounds, Rivera is a tight end in name only. He can line up in the backfield, split out wide and go in motion. Only occasionally does he line up as a conventional tight end.

"I tell people all the time I play four or five different positions," Rivera said. "I go through the playbook as an offensive lineman, I go through the playbook as a receiver and as a fullback," Rivera said. "Then you've got to look at the quarterback's eyes and see how he's going to play it. You've got to stay in your playbook all the time."

A sixth-round draft pick, Rivera displayed a knack for finding open areas almost immediately. Some of it is from preparation, most of it from instinct.

"I think he does an outstanding job with his feel in the passing game," Raiders coach Dennis Allen said. "He's able to make plays in a contested environment. Sometimes, with limited separation, he's still able to come out and make the play."

Rivera said his "swagger" comes from an offseason of hard work as well as self-confidence.

"I worked out every day, I kept my mind on football every day," Rivera said. "I used the 4-12 record as a motivating factor. I want to win in this league, and I want to be one of the best tight ends in this league. I see that as attainable. I can get that."

ANTONIO SMITH

SAN FRANCISCO CHRONICLE

New sack specialist Antonio Smith's Ninja Assassin persona wins fans
By Vic Tafur
September 13, 2014

The Ninja Assassin may be confused for a second on Sunday afternoon.

Friend has become foe, and there will be a lot of people — in the stands — wearing masks at O.co Coliseum. But once he gets his bearings, Raiders fans can hope to see what the Ninja Assassin has been training for his whole life:

Attacking the quarterback and the running back and helping his football team win.

"I am looking forward to bringing him out," Raiders defensive tackle Antonio Smith said of his Ninja Assassin alter ego. "He and his defensive brothers can do what they were bred to do."

Making his home debut for Oakland, Smith will take off his pregame mask and go against his old Texans teammates of the past five years. He is looking forward to it.

"All masters always worry about how the progress of their young Padawans is doing," Smith said. "I'm looking forward to see how they've reached masterhood since I left them."

Smith had 18½ sacks the past three seasons. Just as he helped all-world defensive end J.J. Watt in Houston, Smith is occupying offensive linemen inside to help free up pass rushersJustin Tuck, Khalil Mack and LaMarr Woodley on the outside for Oakland.

Smith, 32, is not just a fun-loving guy with a gimmick who owns a couple of swords.

"Antonio Smith brings a presence to the defense," defensive coordinator Jason Tarversaid. "He plays every play as hard as he can. He had a good game (last week). He had tackles for loss. He pushed the pocket. He did well. I'm very glad he's here."

Tarver and safety Charles Woodson said Smith has one of the fastest get-offs on the team.

"He is as quick as anybody coming off that ball," Woodson said.

The Ninja Assassin didn't come to his mastery of unorthodox arts of war willy-nilly. He put in a lot of blood, sweat and tears, being cut twice by the Arizona Cardinals in 2004 and 2005 and playing for the Hamburg Sea Devils in NFL Europe in the spring of 2005.

"I thought it was a punishment, going over there, but the Cardinals told me it was so I could get reps at being the No.1 guy. … I was naive back then," Smith said. "It ended up being one of the best experiences that I had, because it built up the character that I needed in this game."

Four or five defensive linemen went down — “I’m not lying, it took four or five,” he said — before Smith got his chance for Arizona. The first two sacks of his career came in a Dec. 18, 2005, game at Houston — against David Carr, Raiders quarterback Derek Carr’s brother — and Smith never looked back.

He started in the Super Bowl for the Cardinals in 2008 and then signed a five-year, $35million deal with the Texans. It was with Houston that he and teammate Mario Williams came up with the Ninja Assassin Slash of Death sack dance. After sacking the quarterback, Smith shows off his sword work and then fires off some ninja stars … just in case.

Smith studied tae kwon do for seven years as a kid in northwest Oklahoma City, because he couldn’t play football. His mom wouldn’t let him.

“My mom kept me on lockdown,” Smith said. “I was a troubled child. She kept me in the house and said I couldn’t play football.”

How did he finally get out to start playing at 16?

“She got tired of me messing up the house,” Smith said.

Smith has also studied some Wing Chun and judo on his journey. Which brings him to the Coliseum on Sunday for what the 0-1 Raiders hope is a winning showcase of ninjitsu.

“I can’t wait to see his celebration after a sack,” Woodson said. “I love having that guy around. Not only can he play, but just in the locker room, he is a bright spot. He keeps everybody light.”

TONY SPARANO

BAY AREA NEWS GROUP (OAKLAND TRIBUNE, CC TIMES, SJ MERCURY NEWS)

Raiders' Sparano brings no-nonsense attitude to interim gig

By Daniel Brown
October 9, 2014

ALAMEDA -- This is Tony Sparano, OK? And this is what he stands for, all right? The Raiders' new interim head coach is so adamantly straightforward that you wind up feeling like you're losing an argument you didn't know you were having. Speaking rapidly and with what The New York Times once described as "the thick accent of a Queens cabdriver," Sparano has no desire to swerve from the obstacles that he's up against in Oakland.

This is how he responded at his first news conference this week, when asked if he needed to light a fire in the locker room in advance of Sunday's home game against the San Diego Chargers (4-1).

"Let's be completely honest, OK? I said this the other day and it didn't get written, so I'm going to say it again, OK?" Sparano said. "We were all part of the problem, every single one of us -- quite honestly, every single one of us in this building, OK? We were all part of the problem, all right?"

To the Raiders (0-4), such straight talk probably sounds like sweet music after years of meandering under Dennis Allen, who was fired after the team's lifeless 38-14 loss to the Miami Dolphins in London in Week 4.

His Oakland debut will represent Sparano's second gig as a head coach, following a decidedly mixed 29-33 reign with the Dolphins from 2008-11.

He finished with a losing record in each of his final three seasons there, but his claim to fame is engineering one of the greatest turnarounds in NFL history. Sparano inherited a team that went 1-15 in 2007 and led it to an 11-5 finish and an AFC East title.

"It was about practicing up-tempo, not letting people slide, not letting people be satisfied," Arizona Cardinals defensive coordinator Todd Bowles, who coached with Sparano for seven seasons, recalled.

BURYING THE PAST

Now Sparano is trying to turn around a Raiders team that hasn't made the playoffs since 2002, and perhaps revive his reputation as a viable head coach.

He started by burying a football.

That took place on the Raiders practice field in Alameda this week, when the new coach asked his players to gather around a hole that had been dug behind the goal post.

Sparano held a football in his right hand and delivered a tearless eulogy to the pigskin.

"What this ball represents and what this hole represents are the first four games of the season," he said. "This ball, to me, goes in the hole, OK. It's four-games' worth, all right. It goes in the hole and I'm going to put the first piece of dirt on it."

Sparano dumped a layer of dirt on the ball.

Then he offered his players the shovel.

"We're about ready to go to work," Sparano said. "Everybody understand that?"

Improving the Raiders by more than symbolic rituals will be the hard part. They've been outscored 103-51 this season.

But defensive tackle Antonio Smith said the team's vibe changed as soon as they heard Sparano's first words. Yes, the new coach has been blunt about the team's problems -- "He'll shoot it to you blood raw," Smith said -- but he's also been straight about what the Raiders are good at, such as red zone defense, and is urging players to focus on their strengths.

"I think that that's a good technique. It's a powerful Jedi mind trick that Obi-Wan Kenobi used to use," Smith said. "I think it's something this team actually needs, to believe in itself. As of yet, I haven't seen a full belief in what we can be, who we are."

Sparano, who turned 53 on Tuesday, is a native of West Haven, Connecticut. He spent his early life on football's back roads, as a four-year letterman at the University of New Haven, a Division II school, where he played center then stuck around to coach offensive linemen from 1984-87.

His first gig as an offensive coordinator was with Boston University, where his signature victory was a Division I-AA playoff triumph over a Northern Iowa team led by a star quarterback named Kurt Warner.

Boston University ran a no-huddle offense that season that averaged 465 yards and 36 points per game.

"Tony was very, very, disciplined and demanding," Robert Dougherty, the quarterback for that BU team, said in a phone interview this week. "He wanted things done right, and he didn't want excuses. ... If you can't work your ass off, you can't play for Tony. But once you understood that, guys wanted to play for him."

Dougherty, now the athletic director at Seabury Hall, a private school in Makawao, Hawaii, also got to see Sparano's lighter side. That came when the city-slicker coach made a home recruiting visit to Dougherty's farmhouse in Visalia.

The quarterback's dad played a prank by turning the family's potbellied pig loose in the house.

"I'm a city guy, so I'd never seen one before," Sparano said. "I just about jumped through the roof."

MOVING UP THE RANKS

Sparano's first NFL job was as an offensive quality control coach with the Cleveland Browns in 1999, but he was fired as part of staff house cleanings in three of his first four stops in the NFL.

But along the way, he saw how some notable coaches -- Bill Parcells, Marty Schottenheimer, Tom Coughlin -- navigated teams out of choppy waters by demanding winning habits, even during lousy seasons.

Raiders offensive lineman Kevin Boothe, who won two Super Bowl rings under Coughlin with the New York Giants, said he can see similarities.

"Things are black and white, no-nonsense. 'This is what I want and this is how it needs to be done,' " Boothe said.

What did Parcells see in Sparano to make him the rare first-time NFL coach who had never even been a coordinator in the league?

"He has own way of doing things," Parcells once said. "He's not fearful. This guy is not looking for trouble. He goes by what he sees. He's not overbearing. He picks his spots."

NO MORE EXCUSES

Sparano said the biggest thing he learned from Parcells was the mantra that, "If you don't beat yourself, you've got a chance to win the football game." And right now, he sees the Raiders defeated before they even take the field.

"There are plenty of excuses out there right now, a lot of them. I say this with all due respect: You (reporters) will have them lined up a mile long," Sparano said at his introductory news conference. "We're not going to use those excuses.

"As soon as we taste -- and we will taste -- what it feels like to win, that's how change happens."

Some of the changes are already under way. As he did in Miami, Sparano started by shaking up the routines. Players stalls were reorganized in the locker rooms. The practice schedule was changed, incorporating a faster tempo early in the week with a more dramatic taper for Thursdays and Fridays.

How will it look on game days? Expect to see a heavier dose of running backs Maurice Jones-Drew and Darren McFadden.

In his first season in Miami, Sparano created a brief stir by utilizing a wildcat offense featuring a direct snap to a running back. Sparano unleashed 93 wildcat plays that season, according to Pro Football Focus, with 88 snaps to Ronnie Brown and five to Ricky Williams.

Things ended badly in Miami after Sparano's hot start. When the 2011 season began, he was on borrowed time -- made clear when owner Stephen Ross and general manager Jeff Ireland embarked on a public courtship of Jim Harbaugh, then at Stanford, the previous offseason.

Sparano was fired after a 4-9 start, despite the support of his players. The Raiders, though, sound happy to be giving him a second chance.

"When you don't embrace any change, all you're doing is helping you to stay the same you were," Smith said. "And where we were wasn't that damn good."

Raiders, Tony Sparano seek something they never had with Dennis Allen
By Jerry McDonald
October 11, 2014

OAKLAND -- Tony Sparano can achieve in a single afternoon the kind of bottom-line credibility that eluded Dennis Allen for two-plus seasons.

Should the winless Raiders upset the San Diego Chargers on Sunday, Sparano will have beaten a team with a winning record. The last time the Raiders managed that was Nov. 27, 2011, a 25-20 victory under Hue Jackson against a 7-3 Chicago Bears team.

Nine times the Raiders under Allen played a team with a record over. 500. Nine times they lost. Some were close. Most were not.

A sold-out home crowd will be watching closely for signs of a heartbeat from an 0-4 team on a 10-game losing streak. San Diego (4-1) has won four straight and owns a convincing win over the defending Super Bowl champion Seattle Seahawks.

With quarterback Philip Rivers completing 70.2 percent of his passes with 12 touchdowns and two interceptions and the Chargers owning the NFL's third-ranked defense, no rational person is giving the Raiders much of a chance.

Since being named interim coach Sept. 30 after Allen was fired following a 38-14 loss to the Miami Dolphins in London, Sparano changed the schedule, rearranged stalls in the locker room and concentrated on what the Raiders do rather than worry about the quality of opposition.

"It's not about me," Sparano said. "The message I've given our team is that this is about us. All due respect to the opponent, they're a very good team, but we need to worry about us right now."

The self-scouting process during the bye week concentrated on problem areas, with the goal of enhancing what works and discarding what doesn't. It's a strategy that gets the approval of cornerback Tarell Brown, who was part of the 49ers' rebuilding process under Jim Harbaugh.

"It's always about playing to the players' strengths," Brown said. "It's not always about X's and O's, it's always about playing to what the players like and what the players are comfortable doing. Once we get to that point, I look forward to it."

Identifying the strengths of an 0-4 team will take some creativity. Sparano's history is rooted in controlling a game with the run, keeping things close and then winning the fourth quarter.

The Raiders are ranked 32nd in rushing and have been hurt by large deficits, which makes it impossible to be persistent. With Miami, Sparano's use of the option-oriented wildcat formation with running backs Ronnie Brown and Ricky Williams was a key part of their attack.

With Darren McFadden having run the wildcat and Maurice Jones-Drew back to full health, San Diego could get a healthy dose of it.

"We've only run three snaps of it," Sparano said. "We've been efficient, it's been good to us ... we could see anything right now."

Defensively, the Raiders' philosophy under Allen and Jason Tarver of being multiple in terms of rush and coverage could be streamlined with Sparano's mandate of focusing on schemes that suit the talent on the field.

San Diego coach Mike McCoy acknowledged there could be some changes with the Raiders but noted their systems have been intact since training camp. Chargers outside linebacker Dwight Freeney isn't dwelling on what changes could be in store for the Raiders with a new coach.

"Who's to say they really wanted the change? That decision was made by upper management," Freeney said in a conference call. "I don't know how they feel, but I know this -- they're going to be playing the San Diego Chargers and they'll play hard regardless of who's coaching and who's not."

One area the Raiders hope to exploit is center, where Chris Watt is the fourth starter in five games because of injuries.

"Any time there's a scenario with someone handling the football it's something you pay attention to," Sparano said. "We need to make sure we pay attention to that and we test it."

Defensive tackle Antonio Smith, starved for a win after being on a Houston team that lost its final 14 games last season and now 0-4 with the Raiders, took one of Sparano's main themes to heart.

"He said he just wants to see us smile after a win on Sunday," Smith said. "You can't do nothing but respect that, because that is a wonderful thing in this game."

SAN FRANCISCO CHRONICLE

Hope springs anew with Tony Sparano in charge of Raiders
By Vic Tafur
October 11, 2014

If not optimism, there at least will be some anticipation and excitement among the tailgaters at O.co Coliseum on Sunday morning. The fans who have been coming out for the Raiders' home games have pretty much packed away happiness with the leftover hot dog buns and chips when they walk in to see the games the past year.

Oakland has been abysmal, dropping 10 games overall in a row, and it has been even worse at home. The Raiders have lost six straight home games (the most recent was in London), by an average of 20 points. The Nick Foles seven-touchdown game and Jamaal Charles five-TD game were both in Oakland and sent fans to therapy.

But that was then and this is now, and the 0-4 Raiders hope firing head coach Dennis Allen and hiring interim coach Tony Sparano sparks something.

“We’re hoping (the fans are) loud and they’re excited because we’re excited,” Sparano said.

Sparano and the Raiders have a tough test, as quarterback Philip Rivers and the Chargers (4-1) might be the hottest team in the NFL. Rivers has a passer rating of at least 120 in four straight games, tied withKurt Warner and Johnny Unitas for the longest such streak in NFL history.

Sparano has changed the practice tempo and schedule, moved players' lockers and even symbolically buried a football with the team as part of a new start. He plans to run the ball more, but he not only hasn't told reporters (obviously) but he also has held back from players, too, all the changes he plans to implement in his first game.

"I haven't let all my secrets out there with them yet," Sparano said. "I like keeping them, as I told them, a little uncomfortable sometimes. Comfortable is not good. Uncomfortable sometimes is not a bad thing."

He's tried to focus on what the Raiders have done well in the first four games (pass blocking, red-zone defense), but hasn't shied away from direct criticism when warranted.

"We're all renters here, and you have to pay your dues and do the right thing all the time," running backMaurice Jones-Drew said, when asked what Sparano's message was.

Sparano, 53, has been waiting for this moment since his first stint as a head coach ended in 2011 after he went 29-33 with the Dolphins. It started well, as Sparano inherited a team that went 1-15 in 2007 and led it to an 11-5 finish and an AFC East title. But then Miami had three straight losing seasons, and he was fired, serving as the Jets' offensive coordinator in 2012 and the Raiders' offensive line coach in 2013 and the first four games this season.

"I look back on that (Miami) experience quite often, particularly now," Sparano said. "I didn't come into this league to do anything other than, honestly, to be a head coach.

"You look at yourself and you say, 'How could I have done it better? What could I have done differently?' For me to give you one example, I really couldn't give you one example."

Sparano is a Bill Parcells disciple and said the biggest thing he learned from the Super Bowl-winning coach definitely applies in Oakland.

"If you don't beat yourself, you've got a chance to win the football game...," Sparano said. "There are plenty of excuses out there right now, a lot of them. We're not going to use those excuses."

The Raiders are dead last in the league in rushing, but that doesn't mean they can't run the ball. Sparano went as far as saying he plans to "ride" running backs Darren McFadden and Jones-Drew (11 carries for 12 yards). Heck, he might get them both on the field at the same time, something he did in Miami with the option-oriented wildcat formation.

"We could see anything right now," Sparano said.

The players and the fans are hungry for something new.

"When you don't embrace any change, all you're doing is helping you to stay the same as you were," defensive tackle Antonio Smith said. "And where we were wasn't that damn good."

Vic Tafur is a San Francisco Chronicle staff writer. E-mail: vtafur@sfchronicle.com Twitter: @VicTafur

Would McCoy have turned around Raiders?

Back in early 2012, the Raiders received permission from the Denver Broncos to interview both defensive coordinator Dennis Allen and offensive coordinator Mike McCoy for their head-coaching vacancy. McCoy wound up canceling a scheduled interview so he could have a second visit with the Miami Dolphins, who would hire Joe Philbin.

Oakland general manager Reggie McKenzie wound up hiring Allen and McCoy returned to the Broncos for another year before becoming the head coach of the San Diego Chargers.

Allen was fired last week after going 8-28, while McCoy is 13-8 in San Diego. The two have vacationed together, and McCoy said he and Allen talked this week. McCoy was asked his reaction to Allen being fired.

“That’s all part of the business,” he said. “We’re doing our thing here, and it’s all part of the business. We all understand that when we get into it, it’s part of the process.”

Allen, who will get paid $2 million this season and next, has turned down interview requests. McCoy expects him to land on his feet quickly.

“Dennis will be fine,” McCoy said.

CSN BAY AREA

Raiders’ new coach Sparano lays it on line to players

By Jerry McDonald
October 6, 2014

ALAMEDA -- Tony Sparano has seen the enemy, and it's wearing silver and black.

"One of the things that I believe is that you've got to look at reasons how Oakland is beating Oakland right now, never mind our opponents," Sparano said Monday after his first full practice as interim head coach of the Raiders.

Toward that end, Sparano wasted no time in shaking things up. He spent time over the weekend talking with Mike Holmgren, who came in at the behest of general manager Reggie McKenzie, with whom Holmgren worked with the Green Bay Packers.

Holmgren told KJR-AM in Seattle no jobs were discussed.

"I enjoyed getting a chance to visit with him," Sparano said. "It's good to get a different set of eyes, another perspective."

When the Raiders arrived Monday morning, they learned a handful of players had been relocated to different areas of the locker room. Sparano increased the practice tempo, added sessions to work on fundamentals and altered the schedule that had been set by predecessor Dennis Allen.

The Raiders take Tuesday off before beginning preparations in earnest for Sunday's game against the San Diego Chargers at O.co Coliseum.

"I think right now there's a fire lit in that locker room," Sparano said."They see change. We were all part of the problem, every single one of us. ... They've got a lot of pride, and I'm proud of the way they came out there today and practiced."

Sparano, a disciple of Bill Parcells, arrived with the reputation of a straight shooter and did not disappoint.

"The moment he got up on the stage, he brought that commanding presence of what it's going to be, want he expects of us, what he sees out of us, even the bad," defensive tackle Antonio Smith said. "When he tells you the bad, he shoots it to you blood raw. It ain't sugarcoated."

Sparano stressed the good as well as the bad with his team, noting its solid standing in terms of red zone defense and creating negative plays and an offense that has struggled but protected the quarterback and had few plays that lost yardage.

"We got a chance to show the kids what they've done well and what they haven't done well and why," Sparano said.

Rather than explain himself to the team, Sparano simply instituted changes and wasn't interested in dialogue.

"I haven't let all my secrets out there with them yet," Sparano said. "I like keeping them, as I told them, a little uncomfortable sometimes. Comfortable is not good. Uncomfortable sometimes is not a bad thing."

Sparano said that he, secondary coach Marcus Robertson and defensive end Lamarr Woodley had been a part of teams that enjoyed dramatic turnarounds, and he used it as an example to tell the team what is possible.

"It's just something he brought up, but it wasn't discussed," Woodley said. "I think everybody in this locker room knows what we need to do. Me going out there and telling my story is not really important. What's important is what's ahead of us."

Running back Maurice Jones-Drew said Sparano's message was direct and to the point.

"We're all renters here, and you have to pay your dues and do the right thing all the time," Jones-Drew said. "That's what we did today. We came in, watched the tape of the four games, studied ourselves and after that got out to practice, and we're now on to San Diego."

JUSTIN TUCK

BAY AREA NEWS GROUP (OAKLAND TRIBUNE, CC TIMES, SJ MERCURY NEWS)

Justin Tuck taking Raiders youngsters under his wing
By Jerry McDonald
September 4, 2014

ALAMEDA -- Khalil Mack knows the look.

It could be a problem with the rookie linebacker's footwork, or that he didn't use his hands properly to disengage from a blocker. It's at that point that Raiders defensive end Justin Tuck will step in, the same way Michael Strahan did for Tuck nine seasons ago.

Mack, the No. 5 pick in May's NFL draft, drinks it all in.

"He'll give me that nod, and it's like, 'OK, what did I do this time?,' " Mack said. "J.T. is one of the best in the game and a cool person to be around. You learn a lot just by being around him."

Tuck, 31, is an avid reader who promotes literacy for school children, but it goes beyond a fondness for books. He reads people, reads situations and is fascinated to see how a story unfolds.

The tale started in Kellyton, Alabama, (population 217), continued with big-time college football at Notre Dame and eventually led to starring role in the Big Apple where Tuck became a two-time Super Bowl champion with the New York Giants.

Tuck will be back at MetLife Stadium on Sunday when the Raiders open the regular season against the New York Jets.

"There will be some history, some memories, but we're playing the Jets and not the Giants, so it's just an away game for me," Tuck said.

A self-professed "old soul," Tuck gravitated toward veterans as a young player with the Giants and understands that younger players are now gravitating toward him.

"I can see it, and it's humbling to know that," Tuck said. "I still remember walking into the locker room my rookie year and watching Michael Strahan as a person of influence and watching how he handled things.

"For someone like Khalil Mack, I want to make sure I do my due diligence to make sure he understands what this game can do for him and he gets the best of this game the way Strahan did for me."

Raiders defensive tackle Stacy McGee, in his second season out of Oklahoma, has paid close attention.

"You're playing alongside one of the greats of the game, learning about tendencies and all the things he's seen," McGee said. "He's got so much to share with us, and not just about football, but about life. And he's very humble and approachable."

Middle linebacker Nick Roach said, "Justin has such a strong influence he can pull other players along with him.'

As detailed in an E:60 feature on ESPN, Tuck ended up at Notre Dame purely by accident. Two recruiters in the area to scout another player ended up at a gas station after taking a wrong turn. When told the recruiters were in town to look at a linebacker, the attendant assumed they were talking about Tuck and directed them to Central Coosa County High.

Tuck, a tight end, defensive end and linebacker, had a big game and was offered a scholarship that night.

After starring at Notre Dame and leaving as the all-time leader in sacks with 241/2, Tuck lasted until the third round because of a persistent knee injury. His nine seasons with the Giants included 601/2 sacks and coming up huge in Super Bowl wins over the New England Patriots after the 2007 and 2011 seasons with two sacks in each game.

Despite 11 sacks last season, the Giants made no serious effort to sign Tuck for a 10th season, and the Raiders reeled him in with a two-year deal worth $11 million.

"You've been in one place nine years, and you know what to expect," Tuck said. "Now I don't know what to expect. We're going into our first game. I don't know how certain guys will respond to adversities or successes. It's all fresh. It keeps you on your toes and it's exciting."

Tuck has instituted MMA training with his usual fitness regimen and firmly believes that "age is a number." Coach Dennis Allen said, "He can still play at a high level and is primed for a very good year."

In New York, Tuck and his wife, Lauran, founded RUSH to Literacy (Read, Understand, Succeed, Hope) to promote literacy among school children. Tuck made personal appearances at schools in New York, New Jersey and Alabama and donated more than 50,000 books.

The program is being continued in Oakland, with Tuck finalizing plans for his first appearance at a local school.

In 2011, Tuck authored a children's book called "Home Field Advantage" that included humorous accounts of his youth in Kellyton, growing up as the youngest of seven children -- including five older sisters.

Tuck said he's working on a second book that in a way mirrors his NFL career.

"I've written most of it, but I'm not finished with it yet," Tuck said.

MENELIK WATSON

BAY AREA NEWS GROUP (OAKLAND TRIBUNE, CC TIMES, SJ MERCURY NEWS)

Jolly ol' homecoming for Raiders' Menlik Watson
By Jerry McDonald
September 24, 2014

BAGSHOT, England -- Growing up poor in working-class Manchester, Menelik Watson would let his mind wander as countless other pre-teens did growing up in the United Kingdom.

"Playing in the FA Cup at Wembley was something you always dreamed of as a kid," Watson said of soccer's grand stage after the Raiders completed their first practice session on a rugby pitch Wednesday. "It's like a dream, really."

Watson's return to his homeland Sunday against the Miami Dolphins won't be the perfect dream -- not because he'll be playing the wrong kind of football. Only that he won't be hearing his number called as the offensive line starter he expected to be for the Raiders.

The second-year player, who had never played American football until 2011, understands his is already a remarkable story -- even if he must settle for snaps as a blocking tight end until he wins the right tackle job.

"It's folklore," Kyle Long, a Chicago Bears tackle and son of Raiders Hall of Fame defensive end Howie Long, told Yahoo Sports in 2013. "It's almost a tall tale."

Manchester is more than 200 miles north of London but may as well be a world away. Watson's father left when he was 9, and Menelik lived with his mother in a steadily deteriorating neighborhood rife with drugs and crime. Two older brothers ended up in prison.

Watson broke his leg so badly in a pick-up soccer game at age 12 that doctors wondered if he'd ever walk again without a limp. He eventually turned to basketball and at age 18 was spotted by Rob Orellana, an AAU coach who convinced Watson to attend his academy in the Canary Islands.

In the ensuing years, Watson became a father, played basketball at Marist College in upstate New York, left school, dabbled in boxing and then ended up giving football a try at Saddleback Community College in Southern California.

With nothing but raw skill and no idea how to put on shoulder pads or a helmet, Watson got a crash course. But he was soon doing damage as a right tackle, with Kyle Long on the left side.

Long, once a star pitcher at Florida State, had also changed sports.

Howie Long, who is in England and watched the Raiders practice Wednesday, smiled in recounting that single season at Saddleback.

"Kyle walks in the office one day and says, 'Hi, I'm Kyle Long and I would like to to try out for your team,' " he said. "And then Menelik Watson walks in and says, 'Hi, I'm Menelik,' and the two tackles, there they are."

Howie Long remembers helping teach Watson blocking technique in parking lots at 10 p.m. following Saddleback games. Watson was a quick study and earned a scholarship to Florida State, where he played a single season before declaring for the NFL draft and becoming a second-round pick by the Raiders.

Howie Long calls Watson "our adopted son." Another son, Howie Long Jr., is working in the Raiders personnel office. Watson considers the Long sons "like brothers" and Howie Long Sr. an uncle.

"He told me from the first day he met me about my ability and told me to stay working, constantly improving and to stay patient," Watson said. "That's something he told me on the field just now. I value everything he says because nobody did it like Howie did it."

Raiders coach Dennis Allen said Watson, 26, is still in the learning stages of a sport he took up so late.

"I'm not in any way disappointed as far as where he's at," Allen said. "He's still relatively young to the game. He's just got some development to do, some growing up to do."

Watson has enjoyed being an NFL ambassador in his home country but not as much as being reunited with his daughter. Orellana, now 6 and named after the man who guided Watson through basketball and into football, lives with her mother in England.

"I got to pick her up from school and give her a hug and a kiss," Watson said. "It was her birthday Saturday, so I took her into town and spoiled her a bit. She got a little emotional when I was leaving. But I get to see her this weekend, so it's not that bad."

SAN FRANCISCO CHRONICLE

Raiders' lineman Menelik Watson returns to his Manchester roots
By Vic Tafur
September 24, 2014

BAGSHOT, England — Menelik Watson had a news conference in London on Wednesday, 200 miles south of where the Raiders tackle grew up and dreamed of being someone who would one day have a news conference.

One day when he was a kid in Manchester, Watson was picturing himself as a Manchester City soccer player when the stomach growlings became too much to bear and he went off looking for food. The kid whose single mom was busy working to support five kids found a cafeteria, but he had no money.

So he ate all the packets of ketchup he could find. It happened more than once.

"I had a tough childhood at times, but I wouldn't change a thing," Watson said. "I love my family and my city, and they made me who I am today."

Watson turned to sports to escape a life of gangs and drugs in Manchester that swallowed up two of his older brothers and sent them to jail. He played soccer until he was 12, when he broke his leg so badly, "the word amputate came up for a second," Watson said.

Doctors were convinced he wouldn't be able to walk again without a serious limp, but Watson pushed on, trying to find his ticket out of the "tough, working man's town," as he called it. He tried basketball, boxing and then football.

Basketball got him to the United States, and American football got him back to England, as a member of one of the two NFL teams playing at Wembley Stadium on Sunday.

"As a kid, we all had dreams to play in the Premier League and stuff. Playing in the FA Cup in Wembley was always something you dreamed of as a kid. American football wise, no. Not even after I got drafted.

"I watched the Steelers out here last year versus Minnesota and then I didn't really think until the schedule came out. It's like a dream, really."

Monday, Watson drove to Manchester to see his daughter, Orellana, who lives with her mother and just turned 6.

"I got to pick her up from school and give her a hug and a kiss," Watson said. "It was her birthday Saturday, so I took her into town and spoiled her a bit. She got a little emotional when I was leaving. But I get to see her this weekend, so it's not that bad."

Orellana is named after Rob Orellana, who noticed the now-6-foot-5 Watson as kid and recruited him to his play for his basketball academy team in Spain. That was Watson's ticket out of Manchester, and from there he punched another one with a basketball scholarship offer from Marist College in Poughkeepsie, N.Y.

But basketball didn't take. And after a brief flirtation with boxing, Watson went to live with Orellana and his family in Southern California. When he said he wanted to try football, Orellana called Saddleback College coach Mark McElroy and asked him if he wanted to try out a 6-5, 300-pound lineman.

Guess what the answer was.

Watson's raw ability was enough to win the job at right tackle, and a former pitcher was at left tackle. That was Kyle Long, current Chicago Bears guard and the son of Raiders Hall of Famer Howie Long.

Howie Long was at Raiders practice Wednesday watching Watson.

"Kyle is a brother to me and Howie is like an uncle," Watson said. "He told me from the first day he met me about my ability and just told me to stay working, constantly improving and to be patient.

"That's something he just told me out there on the field just now. I value everything he says because nobody did it like Howie did it."

With his power, fast hands and feet, Watson moved through the ranks quickly. He played one year at Saddleback and then one year at Florida State before the Raiders drafted him in the second round last year.

"Football was my last option or I would have to go back to England," Watson said. "It was my last opportunity to make something of myself, and I threw all of my eggs into one basket. You don't want your eggs to break, so you do everything you can to make sure they're fine."

Watson was the starting right tackle for Oakland throughout the preseason, until veteranKhalif Barnes beat him out at the last minute.

"I'm not in any way disappointed as far as where he's at," Raiders coach Dennis Allen said. "He's still relatively young to the game. He's just got some development to do."

Watson is disappointed that he is not starting, but he will play a little bit and will enjoy what the applause Sunday means for him and for kids in this country like him.

"It brings a lot of attention to England and eventually it will open more doors for kids," Watson said. "I have been blessed with so many opportunites, and maybe a kid will see one that he hadn't thought of."

CSN BAY AREA

Waston: Homecoming, reunion with daughter "will be special"
By Scott Bair
September 23, 2014

LONDON – Menelik Watson is in demand this week. The Raiders offensive lineman has a press conference scheduled for Wednesday, when the British media circus will descend on one of the NFL's only Englishmen.

If a summer press tour promoting Sunday's game between his Raiders and the Miami Dolphins is any indication, his countrymen will pull him in a thousand directions.

There's one thing Watson really looks forward to. His daughter Orellana turned six on Saturday, and there's a belated birthday celebration in the works.

"I'm sad I'm going to miss the actual day, but we'll celebrate as soon as I can go home and go see her," Watson told CSN Bay Area last week, in the calm before the media storm. "We're going to go out to eat and we're going to find her something nice for her birthday."

Watson rarely gets the chance. He's missed far too many birthdays for his taste, stuck across the pond following a dream and a business venture. He couldn't afford to come home as a collegian bouncing around the country, trying to find a place to stick.

He played basketball at Marist College, then football at Saddleback JC in Orange County, then a year at Florida State before being selected in the second round of the 2013 NFL draft.

"I've been on this road for a long time now," Watson said. "I'm used to the routine and I'm used to being away from home. You miss it, but a lot of times you have to be cold and not let it weigh on your mood. But the time I do get to spend there is precious, and I value every second."

That's why Watson feels like he's stealing something this week. He was ecstatic when the schedule was released and a London stop was on the agenda. It remains a business trip and his focus will fix on football, but the free time spent with Orellana will be precious.

The offseason schedule keeps Watson stateside most of the time, with roughly a month reserved for Manchester. That's where Watson grew up, poor but loved in a working class town. There were opportunities to take the wrong path, to make a quick buck with huge, huge risk.

Some friends and family got caught, and ended up paying an unwelcome debt to society. Athletics was his way out of that life, but celebrity wasn't the ultimate goal. He wanted to do something special, be better than what was expected.

"I come from simple beginnings and I had simple dreams," Watson said. "I never wished for fame and fortune. All I wanted was a family.

"The area I was growing up in started getting worse and we were struggling. That's when I decided I was going to do different. I wanted to do something great with my life. I knew I had athletic gifts, but I had to put in time and effort to turn it into something."

Watson did, and it has brought him to a big stage in his homeland. He isn't starting as he and the Raiders thought he would this offseason, but he'll be a player in jumbo packages and will see his share of playing time on Sunday.

He'll have more than 50 close friends and family in attendance, and plenty of fans rooting for him at Wembley. As always, Orellana is the one he wants to impress.

"This is a chance for her to see what her dad does, and hopefully she better understands why I'm not there every day," Watson said. "Hopefully Sunday will be special for her. I know it will be special for me."

CHARLES WOODSON

BAY AREA NEWS GROUP (OAKLAND TRIBUNE, CC TIMES, SJ MERCURY NEWS)

NFL preview: Raiders' Charles Woodson right at home in wine country
By Daniel Brown
September 4, 2014

Even as the superstar face of his own wine label, Charles Woodson likes to mix things up with the vineyard's special-teamers. He and a Raiders strength coach once arrived for harvest time at 5 a.m. on the team's day off, each of them wielding shears and snipping grapes off the vine.

"We're just plugging away one bunch at a time, and all of a sudden you see this wave of guys -- whoosh! -- blowing through this vineyard," the eight-time Pro Bowl selection recalled. "We might have gotten three bunches off the vine by the time they finished the whole row."

Woodson tells this story with a glass of the finished product in his left hand, a 2008 cabernet sauvignon. This is his wine, his wine bar, his way of winding down. The defensive back sits in a corner booth of the Cult Following in downtown Napa so freshly removed from the Raiders practice field that he still is dressed in shorts and a silver-and-black Windbreaker.

TwentyFour wines, named in honor of Woodson's jersey number in Oakland, originated in 2001. It is an unusual pairing, the kid from small-town Ohio and the masters of the Napa Valley, but Woodson has found his niche with a well-reviewed cab that sells for $112 a bottle.

"He's really well thought of up here in the wine country," said Carmen Policy, a former 49ers executive who has his own acclaimed Casa Piena label. "A lot of people around here really roll their eyes, 'Oh, great, another celebrity who wants to put their name on the label.' But Charles is serious about wanting to produce a quality wine and about understanding the process."

Woodson, 37, enters this season on a one-year contract with the Raiders and, though he has said he has no plans to retire, it's easy to speculate that 2014 will put the cork in his Hall of Fame career. Woodson is two years removed from his last Pro Bowl selection and is one of only three players still active from the 1998 draft (Peyton Manning and Matt Hasselbeck are the others).

Whenever he does decide to hang 'em up, retirement sure looks inviting. He strolled into Cult Following about 20 minutes after practice, found a comfortable chair and a server who, without being asked, handed him a glass of the 2008 -- always the 2008.

The vineyard is down the road, about 25 miles on the St. Helena Highway, to Calistoga. From those 12 acres, Woodson expects to produce 1,200 cases of cabernet and 1,000 cases of sauvignon blanc this year.

The patch of land sits below the towering spectacle of Sterling Vineyards -- all 1,200 acres of it -- and the shadow serves as a reminder that Woodson is still just a role player here.

"You know that little cap on your bicycle that keeps the air in? That's how small we are compared to the rest of the wineries in the world," said Rick Ruiz, the director of operations for TwentyFour Wines.

Ruiz, a convivial Napa native who learned his craft at the Robert Mondavi Winery, keeps an eye on the reds and whites while Woodson is busy with football.

The two agree on everything about wine -- except for how they met. Woodson said it was through a promotional event at Raiders camp; Ruiz said it was in the tasting room at Mondavi, after he spotted the Heisman Trophy winner drinking a bottle he had worked on.

Woodson concedes the tiebreaker when Ruiz argues that he is much more likely to remember the day he met Charles Woodson than the other way around.

Either way, the friendship began in 2001, when Woodson was in his fourth season in the NFL -- and still a fledgling rookie when it came to wine. He lacked versatility.

"When I started trying wine, I started drinking merlot, and that's all I had," Woodson said. "I would go to dinner, and I'd see people drinking wine, and if I ordered anything, it would just be a merlot."

"Merlot. Merlot. Merlot," Ruiz said, still exasperated. "It got to the point where I told him, 'Charles, you're missing some of the best things in the world by only drinking merlot.' "

It took about six months of pestering, but Woodson eventually expanded his game. That was a turning point. Soon, Woodson wanted to know everything about the process -- from the agriculture to the economics to the marketing -- and started to impress Ruiz, 44, with his knack for pairing the right wines with any dish.

"Initially what drew me to it was that it seems to be a culture here in the valley, and there always seems to be a family atmosphere around wine," Woodson said. "People are truly into it. They come to the restaurant, they have their own bottle. They bring it in as a conversation piece.

"It was a culture. And I was interested in the whole deal. What is this all about?"

For kicks, they made a single barrel for charity -- merlot, of course -- starting in 2004. But a funny thing happened on the way to the glass: It was delicious.

"That's when we realized that we should start getting serious," Ruiz said.

With Gustavo A. Gonzalez, who also began his career at Mondavi, aboard as the winemaker, TwentyFour Wines had its release party in 2009, when they shared their '05, '06 and '07 vintages.

Among the early converts was Scott Lewis, the proprietor at V Wine Cellar, who said that Woodson's creation now ranks among the best cabs from the region, a conversation that includes Outpost, Melka Wines and Policy's Casa Piena.

"Sometimes, with these vanity projects, people don't always put in the time and effort into making something great," Lewis said. "But Charles is like Carmen in that he put in his due diligence when it came to getting something to his liking. He's not a flash in the pan."

Woodson's beloved '08, for example, offers brier notes and black fruits. The oak is integrated but not overdone, as with so many luxury Napa reds. It's a big wine with firm tannins, but not saddled with the uber-ripe fruit that has become the industry standard.

"What I'm trying to do as a winemaker is reflect Charles' taste, what he wants," Gonzalez said. "The reason we picked the vineyard we did is because it was the one most capable of producing his style."

***

In creating his own label, Woodson joined a deep roster of other sports figures that have made a name in the wine business, such as Tom Seaver, Dick Vermeil, Rich Aurilia, Jeff Gordon and Ernie Els.

All along, Woodson has retained the charity element. With every bottle sold, Woodson donates $10 to the C.S. Mott Children's Hospital at his alma mater, the University of Michigan.

At the time of the original release party, Woodson was in Green Bay, where he spent seven seasons monitoring his vineyard via text messages and emails back home. Ruiz also made frequent visits to Packers country, and the two delighted in converting cheeseheads into wine snobs. The wine events had fun with food pairings. (Handy tip: A bratwurst goes best with a red.)

Ruiz recounted those ambassador trips while standing amid the rows at TwentyFour vineyards on a soft summer morning. He plucked from a vine and held a single grape in the palm of his hand.

"This thing right here has built us a friendship with people for life. We have so many friends in the Midwest," Ruiz says. "So now our thing is, we're trying to get those kinds of friendships with the Bay Area people. One Raider fan at a time, we want to come toward them."

When Woodson returned to Oakland last season, he resumed trying to pair his reds and whites with the Silver & Black. TwentyFour Wines set up a tent in the parking lot on game days in an attempt to make Woodson's wine the drink of choice at tailgate parties -- the Raiders Libation.

At first, nobody bothered to look up.

"Even the cops looked at us like we were from Mars," Ruiz said. "And by the third home game, everybody was our new best friend. People started to realize that you can drink a Coors Light every day of the week. It's not very often you can taste a 2007 Calistoga Cabernet from Charles Woodson's vineyard, especially because we were limited in our production."

There is no winery to visit, but the public can meet at the vineyard by appointment. For now, Woodson steers people toward Cult Following, the wine bar on First Street in downtown Napa.

Next up are tentative plans for a Woodson wine tasting room to open in September, another place to toast one of the greatest careers ever put together by a defensive back. Woodson enters this season needing one more interception return for a touchdown to tie Rod Woodson's NFL record of 12. (Charles and Rod Woodson are not related.)

Charles Woodson's 909 career interception return yards also rank second among active players, behind Ed Reed's (1,590).

Once he is done picking off passes, Woodson can really focus on picking off those grapes. He will savor retirement soon, but he sees no reason to wait for the good life.

"I like to call my wines 'anytime wines,' " he said. "You just want to sit and open up a bottle and watch 'The Blacklist' on a Monday night? Open it up, and it's very easy. It's very approachable."