



WEEKLY RELEASE

RAIDERS vs CHARGERS

OCTOBER 25, 2015


1:05 P.M. PT | QUALCOMM STADIUM



OAKLAND RAIDERS

WEEKLY RELEASE

1220 HARBOR BAY PARKWAY | ALAMEDA, CA 94502 | RAIDERS.COM



WEEK 7 | OCTOBER 25, 2015 | 1:05 P.M. PT | QUALCOMM STADIUM



RAIDERS

2-3

vs.

CHARGERS

2-4



GAME PREVIEW

The Oakland Raiders will get back to work following their bye week with a trip down the coast for a divisional match-up with the San Diego Chargers on Sunday, Oct. 25 at 1:05 p.m. PT at Qualcomm Stadium. Sunday's game marks the second straight divisional game of the year for the Silver and Black, having played the Denver Broncos in Week 5 prior to the bye week. This is the first contest against San Diego this year for Oakland, as the two teams will meet again at O.co Coliseum on Dec. 24 for a Christmas Eve meeting. Last season, the Chargers won both games between the two squads. Before the Raiders' bye week, they hosted the Broncos in Week 5 and fell in a close contest, 10-16. Last week, San Diego traveled to play the Green Bay Packers, with the game coming down to the final play before Green Bay prevailed, 27-20.

Two weeks ago at O.co Coliseum, Oakland and Denver played a low-scoring affair that was dominated by the defenses. The Raiders' defense held the Broncos to just 297 total yards on the afternoon, and held a QB Peyton Manning-led offense out of the end zone for just the second time since 2008. The run defense was particularly effective, as the Broncos managed only 43 yards on 18 carries. **S Charles Woodson** led the way for the defense, intercepting two passes on the afternoon and making eight tackles. **LB Malcolm Smith** posted his second sack of the season and added five tackles. **DE Mario Edwards Jr.** recorded his first career sack, as he combined with **LB Aldon Smith** to record a takedown. **QB Derek Carr** threw for 249 yards on 26-of-39 passing with one touchdown and one interception. **FB Marcel Reece** added another touchdown reception in the second quarter, giving him a team-high three on the season.

Next week, the Raiders will open November with a home game against the New York Jets, while the Chargers will travel east to take on the Ravens in Baltimore.

THE SETTING

Date: Sunday, October 25

Kickoff: 1:05 p.m. PT

Site: Qualcomm Stadium (1967)

Capacity/Surface: 71,500/Bandera Bermuda

Regular Season: Raiders lead, 58-50-2

Postseason: Raiders lead, 1-0



QUOTING DEL RIO

"I know that 2-3 is not what we wanted it to be. We had hopes it'd be better. It's what we've earned to this point. We have a lot of football in front of us, so we'll focus on the road in front of us, the work that we have ahead of us and make sure that we're learning what we can from the previous five weeks of experience."

- Raiders Head Coach Jack Del Rio

BROADCAST INFORMATION

TELEVISION

CBS

Play-by-play: Andrew Catalon

Color Analysts: Steve Tasker, Steve Beuerlein

Producer: Victor Frank

Director: Jim Cornell



NATIONAL RADIO

WESTWOOD ONE SPORTS

Play-by-play: Steve Raible

Color Analyst: Mike Holmgren



RADIO

Raiders Radio Network (23 stations)

Flagship: 95.7 The Game

Play-by-play: Greg Papa

Color Analyst: Tom Flores

Sideline: Lincoln Kennedy



SPANISH RADIO

Flagship: KSOL 98.9 FM (Radio Estereo Sol, 98.9 y 99.1)

Play-by-play: Fernando Arias

Color Analyst: Ambrosio Rico

2015 SCHEDULE/RESULTS

REGULAR SEASON (2-3)

| | | | |
|--------------------|------------------------|------------|------|
| Sun., Sept. 13 | CINCINNATI BENGALS | L, 13-33 | 0-1 |
| Sun., Sept. 20 | BALTIMORE RAVENS | W, 37-33 | 1-1 |
| Sun., Sept. 27 | at Cleveland Browns | W, 27-20 | 2-1 |
| Sun., Oct. 4 | at Chicago Bears | L, 20-22 | 2-2 |
| Sun., Oct. 11 | DENVER BRONCOS | L, 10-16 | 2-3 |
| Sun., Oct. 18 | Bye Week | | |
| Sun., Oct. 25 | at San Diego Chargers | 1:05 p.m. | CBS |
| Sun., Nov. 1 | NEW YORK JETS | 1:05 p.m. | CBS |
| Sun., Nov. 8 | at Pittsburgh Steelers | 10:00 a.m. | CBS |
| Sun., Nov. 15 | MINNESOTA VIKINGS | 1:05 p.m. | FOX |
| Sun., Nov. 22 | at Detroit Lions | 10:00 a.m. | CBS |
| Sun., Nov. 29 | at Tennessee Titans | 10:00 a.m. | CBS |
| Sun., Dec. 6 | KANSAS CITY CHIEFS | 1:05 p.m. | CBS |
| Sun., Dec. 13 | at Denver Broncos | 1:05 p.m. | CBS |
| Sun., Dec. 20 | GREEN BAY PACKERS | 1:05 p.m. | FOX |
| Thu., Dec. 24 | SAN DIEGO CHARGERS | 5:25 p.m. | NFLN |
| Sun., Jan. 3, 2016 | at Kansas City Chiefs | 10:00 a.m. | CBS |



RAIDERS VS. CHARGERS

NOTABLE CONNECTIONS

Pro Connections

• Raiders **defensive assistant Sam Anno** played linebacker for the Chargers for two seasons from 1992-1993.

• Chargers **special teams coordinator Kevin Spencer** spent three seasons with the Raiders (1995-1997) as the special teams coach, assistant linebackers coach and defensive assistant.

• Chargers **defensive line coach Don Johnson** coached defensive tackles for the Raiders from 2007-2008.

• Chargers **T Joe Barksdale** was drafted by the Raiders in the third round of the 2011 NFL Draft and played all 16 games as a rookie, primarily on special teams.

• Raiders **Head Coach Jack Del Rio** and Chargers **Head Coach Mike McCoy** were the defensive and offensive coordinators, respectively, for the Denver Broncos in 2012. Del Rio and McCoy were also on the staff together with the Carolina Panthers in 2002.

• Chargers **assistant special teams coach Craig Aukerman** (defensive assistant) was on Raiders **Head Coach Jack Del Rio's** staff in 2011 with the Jacksonville Jaguars.

• Raiders **Head Coach Jack Del Rio** (linebackers) coached with Chargers **linebackers coach Mike Nolan** (wide receivers) in 2001 with the Baltimore Ravens.

• Chargers **Head Coach Mike McCoy** (offensive assistant/quarterbacks) was on the staff of Raiders **offensive coordinator Bill Musgrave** (offensive coordinator/quarterbacks) in 2000 with the Panthers. McCoy also worked with Raiders **linebackers coach Sal Sunseri** (defensive assistant/defensive line) from 2002-2008 with the Panthers.

• Raiders **TE Lee Smith** played for Chargers **tight ends coach Pete Metzelaars** (tight ends) in 2012 for the Buffalo Bills.

• Chargers **WR Stevie Johnson** was in the wide receivers room with **WR Michael Crabtree** in 2014 with the San Francisco 49ers. **LB Aldon Smith** was also on the 49ers in 2014.

College Connections

• Raiders **DE Khalil Mack** and Chargers **RB Branden Oliver** were teammates and roommates at Buffalo from 2010-2013. Mack was the fifth-overall pick in the 2014 NFL Draft, while Oliver went undrafted.

• Raiders **defensive assistant Sam Anno** was the assistant head coach at the University of San Diego from 2009-2014.

• Chargers **WR Keenan Allen** and **CB Steve Williams** played at Cal from 2010-2012. Allen finished third in school history with 2,570 yards and seventh in touchdowns (17), and Williams totaled 150 tackles with six interceptions and 31 passes defensed.

Hometown Connections

• Chargers **Head Coach Mike McCoy** was born in San Francisco, Calif., and went on to attend San Marin (Calif.) High School. After high school, McCoy attended Long Beach State University, when Raiders **team ambassador Willie Brown** was the head coach.

• Chargers **WR Stevie Johnson** and Chargers **CB Jason Verrett** are both natives of Fairfield, Calif., and played for Angelo Rodriguez High School. Verrett's older brother, **Warren**, works in Ticket Sales and Service for the Raiders.

TEAM RANKINGS

OFFENSE

| Category | RAIDERS | | CHARGERS | |
|---------------------|---------|------|----------|------|
| | Stats | Rank | Stats | Rank |
| Total Offense | 338.8 | 23 | 433.0 | 1 |
| Rush Offense | 90.0 | 27 | 86.7 | 29 |
| Pass Offense | 248.8 | 15 | 346.3 | 1 |
| Points Per Game | 21.4 | 21 | 22.7 | 16 |
| Third-Down Off. % | 44.9 | 6 | 41.5 | 12 |
| Fourth-Down Off. % | 60.0 | 12t | 25.0 | 28t |
| Red Zone Off. (TD%) | 64.3 | 11 | 54.5 | 18 |

DEFENSE

| Category | RAIDERS | | CHARGERS | |
|---------------------|---------|------|----------|------|
| | Stats | Rank | Stats | Rank |
| Total Defense | 382.4 | 25 | 354.3 | 13 |
| Rush Defense | 83.2 | 3 | 132.5 | 29 |
| Pass Defense | 299.2 | 31 | 221.8 | 7 |
| Points Per Game | 24.8 | 19 | 26.8 | 25 |
| Third-Down Def. % | 40.0 | 20t | 33.8 | 4 |
| Fourth-Down Def. % | 100.0 | 27t | -- | -- |
| Red Zone Def. (TD%) | 42.9 | 4t | 52.9 | 11t |

TEAM

| Category | RAIDERS | | CHARGERS | |
|----------------|---------|------|----------|------|
| | Stats | Rank | Stats | Rank |
| Turnover Ratio | 0 | 16 | -4 | 25 |
| Penalties | 43 | 17t | 42 | 15t |
| Penalty Yards | 311 | 6 | 339 | 10 |

WEEKLY SCHEDULE

Wednesday, Oct. 21

11:55 a.m. (approx.) **Head Coach Jack Del Rio** and **QB Derek Carr** available
 11:55 a.m. - 12:40 p.m. (approx.)... Locker room open to media
 1:30 p.m. (approx.) Chargers Conference Call
 Player TBD
 1:45 p.m. (approx.) Chargers Conference Call
 Head Coach Mike McCoy
 2:00 - 2:30 p.m. (approx.) Practice, open to media;
 Videography/photography limited

Thursday, Oct. 22

11:55 a.m. (approx.) **Offensive coordinator Bill Musgrave** and **defensive coordinator Ken Norton, Jr.** available
 11:55 a.m. - 12:40 p.m. (approx.)... Locker room open to media
 2:00 - 2:30 p.m. (approx.) Practice, open to media;
 Videography/photography limited

Friday, Oct. 23

11:05 - 11:30 a.m. (approx.) Practice, open to media;
 Videography/photography limited
 12:05 p.m. (approx.) **Head Coach Jack Del Rio** available
 12:05 - 12:45 p.m. (approx.) Locker room open to media

Saturday, Oct. 24 No availability

Sunday, Oct. 25

1:05 p.m. Raiders at San Diego Chargers

Monday, Oct. 26

3:00 p.m. **Head Coach Jack Del Rio** available in media room

Tuesday, Oct. 27

1:30 - 2:15 p.m. (approx.) Locker room open to media

All times are Pacific and subject to change.



RAIDERS VS. CHARGERS

INDIVIDUAL LEADERS

RAIDERS

Passing Yards

Derek Carr 1,171

Completion Percentage (Min. 100 Attempts)

Derek Carr 63.6

Passing Touchdowns

Derek Carr 8

Carries

Latavius Murray 80

Two tied 8

Rushing Yards

Latavius Murray 336

Taiwan Jones 30

Rushing Touchdowns

Latavius Murray 2

Receptions

Amari Cooper 28

Michael Crabtree 27

Latavius Murray 17

Marcel Reece 14

Receiving Yards

Amari Cooper 386

Michael Crabtree 318

Marcel Reece 162

Latavius Murray 98

Receiving Touchdowns

Marcel Reece 3

Amari Cooper 2

Seth Roberts 2

Three tied 1

Sacks

Khalil Mack 3.0

Malcolm Smith 2.0

Aldon Smith 1.5

Three tied 1.0

Interceptions

Charles Woodson 4

Neiko Thorpe 1

CHARGERS

Philip Rivers 2,116

Philip Rivers 70.0

Philip Rivers 12

Melvin Gordon 78

Danny Woodhead 44

Melvin Gordon 299

Danny Woodhead 162

Danny Woodhead 2

Keenan Allen 53

Danny Woodhead 26

Ladarius Green 22

Two tied 18

Keenan Allen 601

Danny Woodhead 332

Malcom Floyd 310

Ladarius Green 259

Keenan Allen 3

Ladarius Green 3

Stevie Johnson 2

Antonio Gates 2

J. Attaochu 4.0

Corey Liuget 2.0

Melvin Ingram 1.5

Three tied 1.0

Patrick Robinson 1

Three others 1

CHARGERS SNAPSHOT

Overview: The Chargers will host the Raiders in Week 7 following a hard-fought loss on the road against the Green Bay Packers, 20-27. San Diego is looking to return to the playoffs for the first time since 2013, and the team currently sits in third place in the AFC West. **Head Coach Mike McCoy**, now in his third season at the helm of the Chargers, has posted a 20-18 record (.526) in his career with one trip to the postseason (1-1 record). The 43-year-old coach will look to improve to 3-1 at home this season.

Offense: QB **Philip Rivers** continues to produce at a high level in his 12th NFL season, having already eclipsed 2,000 passing yards for the season. Rivers has completed 177-of-253 passes for 2,116 yards with 12 touchdowns and a passer rating of 102.8 through six games. His favorite target thus far has been third-year **WR Keenan Allen**, who has hauled in a team-leading 53 passes for 601 yards (11.3 avg.) with three touchdowns. **TE Antonio Gates** has played in only two games so far this season, but he already has notched 18 receptions for 187 yards and two touchdowns. On the ground, rookie **RB Melvin Gordon** is the team leader with 78 attempts for 299 yards (3.7 avg.), while dual-threat veteran **RB Danny Woodhead** has contributed two touchdowns on the ground and 26 receptions in the passing game.

Defense: The Chargers boast a top-10 passing defense this season, currently ranking seventh in the NFL by allowing only 221.8 passing yards per game this season. The rushing defense has allowed 132.5 yards per game and six rushing touchdowns. The unit is anchored by ninth-year **S Eric Weddle** and 2013 second-round pick **LB Manti Te'o**, who are tied for the team lead with 40 total tackles each. **LB Jeremiah Attaochu** leads the team with four sacks on the year. The team has produced four interceptions this season and has recovered three fumbles.

LAST GAME VS. CHARGERS

November 16, 2014 - Chargers 13, Raiders 6
Qualcomm Stadium, San Diego, California

Team Statistics

RAIDERS

CHARGERS

| | | |
|----------------------------|----------|----------|
| Total Net Yards | 233 | 300 |
| Total Offensive Plays | 55 | 68 |
| Net Yards Rushing | 71 | 120 |
| Total Rushing Plays | 19 | 32 |
| Net Yards Passing | 162 | 180 |
| Attempts-Completions-INTs | 34-16-0 | 34-22-0 |
| Total First Downs | 9 | 18 |
| Touchdowns | 0 | 1 |
| Field Goals Made-Attempted | 2-2 | 2-3 |
| Third Down Efficiency | 3-15-20% | 4-15-27% |
| Fourth Down Efficiency | 1-1-100% | 0-0-0% |
| Red Zone Efficiency | 0-1-0% | 0-1-0% |
| Penalties-Yards | 8-41 | 6-40 |
| Time of Possession | 25:14 | 34:46 |

| | 1 | 2 | 3 | 4 | Total |
|--------------------|---|---|---|---|-------|
| Oakland Raiders | 3 | 0 | 0 | 3 | 6 |
| San Diego Chargers | 7 | 3 | 3 | 0 | 13 |

Individual Leaders

RAIDERS

CHARGERS

Passing Yards

Derek Carr 172

Philip Rivers 193

Rushing Yards

Latavius Murray 43

Ryan Mathews 70

Receiving Yards

K. Thompson 47

Keenan Allen 63

AFC WEST STANDINGS

| Team | W | L | Home | Road | Div. | Con. | PF | PA | Streak | Last 5 |
|----------------|----------|----------|------------|------------|------------|------------|------------|------------|-----------|------------|
| Denver | 6 | 0 | 2-0 | 4-0 | 2-0 | 4-0 | 139 | 102 | W6 | 5-0 |
| Oakland | 2 | 3 | 1-2 | 1-1 | 0-1 | 2-2 | 107 | 124 | L2 | 2-3 |
| San Diego | 2 | 4 | 2-1 | 0-3 | 0-0 | 1-2 | 136 | 161 | L2 | 2-3 |
| Kansas City | 1 | 5 | 0-2 | 1-3 | 0-1 | 1-2 | 127 | 159 | L5 | 0-5 |





RAIDERS VS. CHARGERS

RAIDERS SUPERLATIVES

VS. SAN DIEGO CHARGERS

Team Single-Game Highs/Lows:

Total Yards: 553; Sept. 22, 1996

Rushing Yards: 251; Dec. 5, 2010

Passing Yards: 417; Jan. 1, 2012

Fewest Total Yards Allowed: 93; Oct. 5, 1975

Fewest Rushing Yards Allowed: 21; Dec. 5, 2010

Fewest Passing Yards Allowed: -22; Oct. 5, 1975

Points Scored: 51; Oct. 29, 1967

Fewest Points Allowed: 0, five times; last: Sept. 18, 1977

Touchdowns: 7; Oct. 29, 1967

Individual Single-Game Highs:

Pass Attempts: 48, Kerry Collins; Oct. 16, 2005

Pass Completions: 35, Rich Gannon; Oct. 20, 2002

Passing Yards: 424, Jeff Hostetler; Oct. 31, 1993

Passing Touchdowns: 5, Marc Wilson; Oct. 21, 1984

Carries: 30, two times; last: Michael Bush; Nov. 10, 2011

Rushing Yards: 157, Michael Bush; Nov. 10, 2011

Rushing Touchdowns: 3, three times; last: Marcus Allen; Oct. 28, 1985

Receptions: 13, Darren McFadden; Sept. 10, 2012

Receiving Yards: 173, Todd Christensen; Nov. 20, 1986

Receiving Touchdowns: 3, three times; last: Jerry Rice; Nov. 18, 2001

Longest Field Goal: 54, Sebastian Janikowski; Oct. 29, 2000

RAIDERS STANDOUTS

INDIVIDUAL STATS VS. CHARGERS

C Rodney Hudson

Career Totals: Paved the way for an average of 115.6 rushing yards per game over eight games with the Kansas City Chiefs.

- In his last meeting with the Chargers on Oct. 19, 2014, helped the Chiefs total 154 rushing yards on 39 attempts with one rushing touchdown in the win.

K Sebastian Janikowski

Career Totals: 39-of-49 (76.9 percent) on field goal attempts and 59-for-59 on extra point attempts for 168 total points in 30 career games (10-20).

- On Oct. 29, 2000, converted on 5-of-6 field goals, including one from 54 yards out, to post all of the Raiders' points in the win and secure the second game-winning field goal of his career.
- Has connected on at least three field goals against the Chargers on four occasions, including a 4-for-4 outing in which he hit a 52-yarder on Jan. 1, 2012.

DE Khalil Mack

Career Totals: Eight tackles (seven solo) with one sack for five yards in two career games (0-2).

- On Nov. 16, 2014, reached Philip Rivers in the fourth quarter for his first career sack, a 5-yard loss.

S Charles Woodson

Career Totals: 117 tackles (92 solo), 14 passes defended, three interceptions with 86 return yards, two forced fumbles and one fumble recovery with 25 return yards; five punt returns for 56 yards (11.2 avg.); one kickoff return for nine yards (9.0 avg.); and one reception for 19 yards in 17 career games (10-7).

- As a rookie on Dec. 20, 1998, posted a then-career high five passes defended and intercepted Craig Whelihan for his fourth career interception, running it back 30 yards.
- In his last meeting with the Chargers, Nov. 16, 2014, set a single-game high with 14 solo tackles (16 total).

ALL-TIME SERIES

Oakland Raiders vs. San Diego Chargers

Regular Season: Raiders lead, 58-50-2

Postseason: Raiders lead, 1-0

Preseason: Series tied, 7-7

Raiders at Home: 29-25-1

Raiders on Road: 29-25-1

Current Streak: San Diego has won three straight games.

REGULAR SEASON GAMES SINCE 1995

| Date | Location | Winner | Score |
|----------|-----------|----------|-------|
| 09/03/95 | Oakland | Raiders | 17-7 |
| 11/27/95 | San Diego | Chargers | 12-7 |
| 09/22/96 | Oakland | Chargers | 40-34 |
| 10/21/96 | San Diego | Raiders | 23-14 |
| 10/05/97 | Oakland | Chargers | 25-10 |
| 11/16/97 | San Diego | Raiders | 38-13 |
| 10/11/98 | Oakland | Raiders | 7-6 |
| 12/20/98 | San Diego | Raiders | 17-10 |
| 11/14/99 | Oakland | Raiders | 28-9 |
| 12/26/99 | San Diego | Chargers | 23-20 |
| 09/03/00 | Oakland | Raiders | 9-6 |
| 10/29/00 | San Diego | Raiders | 15-13 |
| 11/18/01 | Oakland | Raiders | 34-24 |
| 12/15/01 | San Diego | Raiders | 13-6 |
| 10/20/02 | Oakland | Chargers | 27-21 |
| 12/08/02 | San Diego | Raiders | 27-7 |
| 09/28/03 | Oakland | Raiders | 34-31 |
| 12/28/03 | San Diego | Chargers | 21-14 |
| 10/31/04 | San Diego | Chargers | 42-14 |
| 11/21/04 | Oakland | Chargers | 23-17 |
| 10/16/05 | Oakland | Chargers | 27-14 |
| 12/04/05 | San Diego | Chargers | 34-10 |
| 09/11/06 | Oakland | Chargers | 27-0 |
| 11/26/06 | San Diego | Chargers | 21-14 |
| 10/14/07 | San Diego | Chargers | 28-14 |
| 12/30/07 | Oakland | Chargers | 30-17 |
| 09/28/08 | Oakland | Chargers | 28-18 |
| 12/04/08 | San Diego | Chargers | 34-7 |
| 09/14/09 | Oakland | Chargers | 24-20 |
| 11/01/09 | San Diego | Chargers | 24-16 |
| 10/10/10 | Oakland | Raiders | 35-27 |
| 12/05/10 | San Diego | Raiders | 28-13 |
| 11/10/11 | San Diego | Raiders | 24-17 |
| 01/01/12 | Oakland | Chargers | 38-26 |
| 09/10/12 | Oakland | Chargers | 22-14 |
| 12/30/12 | San Diego | Chargers | 24-21 |
| 10/06/13 | Oakland | Raiders | 27-17 |
| 12/22/13 | San Diego | Chargers | 26-13 |
| 10/12/14 | Oakland | Chargers | 31-28 |
| 11/16/14 | San Diego | Chargers | 13-6 |





RAIDERS VS. CHARGERS

WHAT TO WATCH FOR IN WEEK 7

- The **offensive line** not allowing a sack to tie the fifth best mark through six games in franchise history (nine sacks allowed).
- The **defense** holding Philip Rivers without a TD pass for the first time since Oct. 14, 2007, a 15-game span. The defense is looking to surrender no passing TDs in back-to-back games for the fourth time since 2001, and the first time since Weeks 10-11 in 2009.
- The **defense** allowing fewer than 50 rushing yards in a second straight game for the first time since Oct. 29 – Nov. 5, 2000.
- **QB Derek Carr** throwing two TD passes to become the first Raider since Rich Gannon (14 in 2002) with at least 10 TD passes through six games.
- **Carr** throwing for at least 329 yards to become the fifth Raider with 1,500 passing yards through six games (last: Carson Palmer – 1,732 in 2012).
- **Carr** throwing four TD passes against the Chargers for the second time in his career, a feat only John Elway (three), Drew Bledsoe (two), Rich Gannon (two) and Dave Krieg (two) have accomplished. Carr set his single-game high for TD passes with four against the Chargers on Oct. 12, 2014.
- Either **WR Amari Cooper** or **WR Michael Crabtree** becoming the first Raiders receiver with more than 30 receptions through the team's first six games (Cooper needs three, Crabtree needs four). Only three Raiders receivers have previously notched 30 receptions through six contests (last: James Jones in 2014), and no two Raiders have done it in the same season.
- **Cooper** gaining 14 receiving yards or **Crabtree** gaining 82 yards to become the second Raider, and the first since Randy Moss in 2005, with at least 400 receiving yards through six games.
- **Cooper** becoming the first rookie wide receiver since 1960 with at least four receptions in each of his team's first six games.
- **DE Mario Edwards Jr.** recording one sack to tie Mike Mitchell (2009) for the fifth most sacks as a rookie by a Raiders' second-round draft pick. Aaron Wallace leads Raiders' second-round rookies with nine sacks in 1990.
- **K Sebastian Janikowski** connecting on two field goals to tie Jan Stenerud (373) for 11th place on the all-time list.
- **Janikowski** making three field goals from 50-or-more yards out to tie Jason Hanson (52) for the NFL record from that distance.
- **Janikowski** extending his streak of consecutive extra point conversions, which currently stands at 204.
- **P Marquette King** punting six times to tie Mike Mercer (218) for sixth on the franchise list.
- **RB Latavius Murray** surpassing his career highs for rushing attempts (82) and rushing yards (424) in a season, needing only two attempts and 88 yards to tie his 2014 totals.
- **FB Marcel Reece** catching two passes to jump ahead of Hewritt Dixon (190) for the fifth most by a Raiders running back or full-back.

WATCHING WOODSON

- **S Charles Woodson** intercepting his 65th career pass to tie Ken Riley for fifth place on the all-time interceptions list. He needs one pick to pass Ed Reed (64) for the second most INTs since the 1970 AFL-NFL merger (leader: Rod Woodson, 71).
- **Woodson** tying his Raiders-career high with a fifth INT on the season, matching his rookie season total of five in 1998.
- **Woodson** becoming the second NFL player to record at least three INTs after his 39th birthday, as only Darrell Green (seven) has accomplished that feat.
- **Woodson** intercepting a pass in a fourth straight game for the first time in his career. The last Raider to do so was Thomas Howard (Weeks 2-6, 2007).
- **Woodson** scoring his 14th career defensive TD to pass Rod Woodson and Darren Sharper for the all-time record. Woodson needs one INT-TD to tie R. Woodson (12) for the all-time mark.
- **Woodson** gaining 34 INT return yards to become the 10th NFL player (fifth since 1970 merger) with 1,000 career INT return yards, and the first to pass that threshold since Ed Reed in 2008.
- **Woodson** notching one sack to tie Lawyer Milloy (21) for the sixth most by a defensive back in NFL history.



A WIN WOULD...

...raise the team's road record to 2-1 this season and even the overall record at 3-3. The last time the Raiders had at least three wins through six games was in 2011 (4-2).

...give the Raiders a 59-50-2 advantage in the all-time series against the Chargers.

...improve the Raiders to 30-25-1 on the road against the Chargers, with the team's last win in San Diego coming on Nov. 10, 2011 (24-17).

...snap a three-game losing streak against San Diego, with the Raiders' last win coming at home on Oct. 6, 2013, a 27-17 victory.

...be the Raiders' first divisional win on the road since 2012, a 26-16 win at Kansas City on Oct. 28.



RAIDERS VS. CHARGERS

NOTES FROM LAST GAME VS. DENVER



Oakland Raiders (2-3) vs. Denver Broncos (5-0)
Week 5 | Sunday, Oct. 11, 2015 | 1:25 p.m. PT
O.co Coliseum | Oakland, California



| | <u>1</u> | <u>2</u> | <u>3</u> | <u>4</u> | <u>Total</u> |
|-----------------|----------|----------|----------|----------|--------------|
| Denver Broncos | 0 | 3 | 6 | 7 | 16 |
| Oakland Raiders | 0 | 7 | 0 | 3 | 10 |

Janikowski Sets Raiders' Games Played Record

- **K Sebastian Janikowski** appeared in the 241st game of his career, passing Hall of Famer Tim Brown (240) for the franchise record for regular season games played.
- **Janikowski** booted a 50-yard field goal in the fourth quarter, his 49th career field goal from 50-or-more yards out. He now trails Jason Hanson (52) by three for the all-time record from that distance.
- **Janikowski's** four total points move him past Lou Graza (1,608) for sole possession of 15th place on the all-time scoring list.

Woodson Picks Off Manning Twice

- **S Charles Woodson** recorded his 63rd and 64th career interceptions, and his first two of Peyton Manning, moving him into a tie with Ed Reed for 6th place on the all-time career interceptions list.
- **Woodson** joins Clay Matthews (39) and Darrell Green (41) as the only three NFL players 39-or-older to intercept a pass.
- **Woodson** is the only player in NFL history with two interceptions in a game at age 39 or older.
- **Woodson** now has eight career multi-interception games, the most of any active player and tied for 14th all-time.
- **Woodson** has an interception in three straight games for the third time in his career, with the last time coming from Nov. 4-18, 2007. He also did it from Dec. 17-31, 2006.
- **Woodson** now has 26 career interceptions as a Raider, moving him into eighth place in franchise history.

Red Zone and Third Down Defense

- The Raiders' **defense** held Denver to 0-3 in the red zone, benefitting from a pair of timely passes defended and an interception in the red zone by **S Charles Woodson**. The Raiders last held an opponent to zero percent in the red zone on Nov. 16, 2014 vs. SD (0-for-1).
- The **defense** also held the Broncos to 2-of-12 on third downs for a 16.7 percent success rate, the fourth time in the last two years the team has held an opponent to less than 20 percent on third down.

Stout Rushing Defense

- The Raiders' **defense** held the Broncos to just 43 yards rushing on 18 attempts (2.4 avg.), the lowest opponent average on the season and the second lowest rushing total (39 at Cleveland).

Reece Third in Receiving Touchdowns and Yards

- **FB Marcel Reece** hauled in his 12th career receiving touchdown, moving him into sole possession of third place for receiving touchdowns Raiders running backs or fullbacks. He now trails only Clem Daniels (24) and Marcus Allen (18) on the franchise list.
- **Reece** finished the game with a team-high seven receptions for 49 yards, also moving him past Charlie Garner (1,905) for the third most receiving yards by a Raiders running back or fullback.

Rivera Reaches 1,000 Career Yards

- **TE Mychal Rivera** eclipsed the 1,000-yard mark for his career, finishing the game with three receptions for 33 yards.

M. Smith Notches Second Sack

- **LB Malcolm Smith** recorded his second sack of the season, bringing down QB Peyton Manning for an 8-yard loss in the third quarter. Smith now has a career-high two sacks on the season, doubling his career total (two) entering this season.
- **Smith** finished the game with three solo tackles, one sack, one tackle for loss, one quarterback hit and one pass defended, according to unofficial press box statistics.

Edwards and A. Smith Combine for Sack

- **LB Aldon Smith** and rookie **DE Mario Edwards Jr.** combined for a 4-yard sack of Peyton Manning in the fourth quarter, giving Smith 1.5 on the year and Edwards his first career sack.

Amerson Makes an Impact; Ball Makes Plays

- Rookie **LB Neiron Ball** earned his first career start and made several key plays in the game, including one pass defended and a stop of Broncos WR Emmanuel Sanders on a punt return after just a 4-yard gain. Ball finished with two solo tackles on defense to go with the one special teams stop.
- **CB David Amerson** also made a few key plays in the game, finishing with five tackles (four solo) and one pass defended.

King's Places Three Inside 20

- **P Marquette King** proved to be a valuable weapon in the contest, punting four times for 207 yards (51.8 avg.) with a season-high three punts placed inside the 20-yard line. King's long for the game was 61 yards.
- **King** also allowed the Broncos just four punt return yards, giving him an average net of 50.8 yards per punt.



HEAD COACHING MATCH-UP

JACK DEL RIO



Jack Del Rio was named the 19th head coach in the 55-year history of the Oakland Raiders franchise on Jan. 15, 2015. The appointment marked a homecoming for Del Rio, who was raised in nearby Hayward, Calif.

Now in his 30th year in the NFL and his 19th season in coaching, He recently concluded his second stint as a defensive coordinator under

Head Coach John Fox, as the two also spent the 2002 season together in Carolina. In all, he has coached 18 players to a total of 27 Pro Bowl selections.

In his second season with the Broncos in 2013, Del Rio's defense helped Denver to a 12-4 record and an appearance in Super Bowl XLVIII. Del Rio also accepted the additional role of interim head coach (Weeks 10-13) while Fox underwent a heart procedure, and led the Broncos to a 3-1 record against teams with a combined record of 29-9 (.763).

Prior to joining the Broncos in 2012, Del Rio spent nine seasons at the helm in Jacksonville. During his head coaching tenure (2003 to 2011) with the Jaguars, the club ranked sixth in the NFL in yards per game allowed (317.3) and eighth in points per game allowed (20.3).

Under Del Rio, the Jaguars made two playoff appearances in 2005 and 2007, highlighted by the club's first postseason win in eight seasons with a 31-29 road victory against the Pittsburgh Steelers in a 2007 AFC Wild Card Game.

The Jaguars posted an 11-5 record in 2007 to earn a second playoff berth in three years, in addition to claiming the franchise's first playoff win since the 1999 season, while becoming the first team in NFL history to win in Pittsburgh twice in one season.

In 2005, the Jaguars won eight of the last nine regular season games, including four straight on the road, en route to a 12-4 finish and a Wild Card playoff berth.

During his lone season as a defensive coordinator with Carolina in 2002, he inherited the NFL's worst defense statistically (371.4 yards per game allowed) and turned it into the league's second-ranked unit (290.4 yards per game allowed). Additionally, the 2002 Panthers squad led the NFL in rushing average against (3.7 avg.).

As linebackers coach for the Baltimore Ravens from 1999-2001, Del Rio tutored a talented group that included Ray Lewis. Baltimore's 2000 team set the NFL 16-game record by allowing only 165 points while recording four shutouts and forcing a league-best 49 turnovers. Lewis was named the NFL's Defensive Player of the Year and the MVP of Super Bowl XXXV that season.

Del Rio began his coaching career with the New Orleans Saints under Head Coach Mike Ditka, serving as an assistant strength coach in 1997 before moving on to coach the linebackers in 1998.

A veteran of 11 seasons as an NFL linebacker, he was selected in the third round (68th overall) of the 1985 NFL Draft by New Orleans and went on to make the NFL's All-Rookie Team and earn the Saints' Rookie of the Year award. For his career, he played 160 games in the regular season and totaled 1,078 tackles, 12 sacks and 13 interceptions.

Born on April 4, 1963, in Castro Valley, Calif., Del Rio and his wife, Linda, have three daughters, Lauren, Hope and Aubrey, and a son, Luke, who is a collegiate quarterback.

COACHING BACKGROUND

| <u>Years</u> | <u>College/Pro Team</u> | <u>Position</u> |
|-------------------|-------------------------|--------------------------|
| 1997 | New Orleans Saints | Assistant Strength Coach |
| 1998 | New Orleans Saints | Linebackers |
| 1999-2001 | Baltimore Ravens | Linebackers |
| 2002 | Carolina Panthers | Defensive Coordinator |
| 2003-11 | Jacksonville Jaguars | Head Coach |
| 2012-14 | Denver Broncos | Defensive Coordinator |
| 2013 (Wks. 10-13) | Denver Broncos | Interim Head Coach |
| 2015 | Oakland Raiders | Head Coach |

MIKE MCCOY



Hired Jan. 15, 2013 as the 15th head coach in team history, McCoy led the Chargers to the playoffs in his first season. At the time of his hiring, McCoy, then 41, was the second-youngest head coach in the NFL and the second-youngest in team history. The Bolts went 9-7 and won four straight and five of their last six to close out the regular season, including a thrilling season-end-

ing overtime win against Kansas City that vaulted the Chargers into the postseason. During that stretch, the Chargers defeated Kansas City twice, and Denver and Oakland once each to finish 4-2 in the AFC West. McCoy then led the Chargers to a Wild Card Playoff win in Cincinnati for the franchise's first playoff victory since 2008. The Chargers' playoff appearance in 2013 marked the organization's first since 2009 and McCoy joined Sid Gillman (1960), Don Coryell (1979 - Coryell's first full season), Bobby Ross (1992) and Norv Turner (2007) as the only coaches in team history to lead the Bolts to the playoffs in their first season. Then with his team's win over the Bengals, McCoy became only the third head coach (Ross and Turner) to win his first playoff game.

McCoy led the Chargers to nine wins again in 2014. The Chargers defeated the defending Super Bowl champion Seattle Seahawks, they posted a 31-0 shutout win over the New York Jets, and the team showed its resiliency late in the season, overcoming double-digit deficits to beat Baltimore and San Francisco.

McCoy came to the Chargers from Denver, where he spent the 2009-12 seasons as the Broncos' offensive coordinator. In 2012, the Broncos won 13 games, second-most in a season in franchise history, and captured the No. 1 overall seed in the AFC playoffs. Peyton Manning threw a then-team-record 37 touchdown passes, while Demaryius Thomas and Eric Decker combined to become the youngest receiving duo in NFL history to top 1,000 yards and 10 touchdowns.

McCoy started in Denver in 2009 as the Broncos' offensive coordinator and quarterbacks coach. In his first season, Kyle Orton set career highs in every major passing category, while wide receiver Brandon Marshall and left tackle Ryan Clady were selected to the Pro Bowl. Clady was also named All-Pro.

A native of Novato, Calif., McCoy was the starting quarterback for two years at San Marin High School, along with being a stand-out on the basketball court and baseball field. He played quarterback at Long Beach State for the legendary George Allen, and then at the University of Utah after Allen passed and the 49ers disbanded their football program.

Upon graduating from Utah, McCoy signed with the NFL's Broncos as an undrafted free agent in 1995. After being cut by Denver, he spent his rookie season on Green Bay's practice squad, followed by stops with the Amsterdam Admirals of NFL Europe, the San Francisco 49ers, Philadelphia Eagles and Seattle Seahawks. McCoy concluded his playing career in 1999 with the CFL's Calgary Stampeders, a Grey Cup finalist. In 2014, he was inducted into the Marin Athletic Foundation Hall of Fame. McCoy transitioned into coaching in 2000, joining the Carolina Panthers as an offensive assistant.

McCoy and his wife, Kellie, have two children, a daughter, Liv, and a son, Luke.

COACHING BACKGROUND

| <u>Years</u> | <u>College/Pro Team</u> | <u>Position</u> |
|--------------|-------------------------|------------------------------|
| 2000 | Carolina Panthers | Off. Asst./Quarterbacks |
| 2001 | Carolina Panthers | Wide Receivers |
| 2002-06 | Carolina Panthers | Quarterbacks |
| 2007-08 | Carolina Panthers | QBs/Passing Game Coordinator |
| 2009 | Denver Broncos | Off. Coord./Quarterbacks |
| 2010-12 | Denver Broncos | Offensive Coordinator |
| 2013-15 | San Diego Chargers | Head Coach |



COMMITMENT TO EXCELLENCE

The Raiders — who began play in the American Football League in 1960 — enter their 56th year of professional football competition, including the last 45 as a member of the National Football League.

In five memorable decades — the 1960s, '70s, '80s, '90s and the 2000s — the Raiders have been dominant in professional football since Al Davis first pledged in 1963 to build the finest organization in pro sports.

During these decades of dominance, the Raiders have won an AFL championship, four American Football Conference championships, and three world championships of professional football, participated in five Super Bowls, played in 14 championship games, won or tied for 17 division championships, had 21 playoff seasons, finished 34 seasons at .500 or better and played in 40 postseason games.

Pro football's dynamic organization placed first in the AFC West in 2000, 2001 and 2002 despite playing among the toughest schedules in the NFL in each of those seasons. With their appearance in Super Bowl XXXVII, the Raiders became the first NFL team to have had a season end in the Super Bowl in four different decades.

The Raiders are the only team to have been in Super Bowls in the '60s, the '70s, the '80s and the 2000s.

The Silver and Black are the only AFC team — and one of just two NFL teams (Minnesota) — to have a season that advanced to the conference championship game in the '60s, the '70s, the '80s, the '90s and the 2000s.

The Raiders are one of only two original AFL teams to have captured three world championships of professional football with Super Bowl victories. The Raiders are one of only four AFC teams to have won more than one Super Bowl since 1980.

In their five Super Bowl appearances, the Raiders have been led by four head coaches and started four quarterbacks.

With four postseason victories, the Raiders were the first of the AFC West teams to win multiple postseason contests in the new millennium by six years.

Since 1963, when Al Davis first took over the failing Oakland franchise that had struggled to win only nine of 42 league games in the initial three seasons of the new AFL and pledged to build the finest organization in sports, the Raiders have dominated professional football in terms of consistent victory. During those memorable 55 years in Oakland and Los Angeles, the Raiders have won 437 league games, tied 11 and lost 388.

"Commitment to Excellence" has never been an idle phrase to those who have proudly represented the Raiders organization during the '60s, '70s, '80s, '90s and the new millennium as shown by their domination of pro football.

More than 20 of the great players who proudly wore the Silver and Black, as well as Owner-Leader Al Davis and legendary Head Coach John Madden, have been enshrined in the Pro Football Hall of Fame. The Raiders have also produced five Coaches of the Year.

In addition, 62 Pro Bowl players have made 182 Pro Bowl appearances representing the Silver and Black. In 1970, as the Raiders began their second decade of play, the merger between the AFL and NFL became a reality on the field. In the 1970 through 2012 period of interconference play, the Raiders have compiled a remarkable 92-73-1 record against present National Football Conference rivals.

Another innovation came to professional football in 1970 — "Monday Night Football." The Raiders' domination of this prime-time television series has seen the Silver and Black build an incredible 37-27-1 record in Monday night play. In the 43 years of this series, the Raiders are 15-8-0 in "Monday Night Football" games at home.

Through the decades — the '60s, '70s, '80s, '90s and now the 2000s — the Raiders have had the greatest players, the greatest coaches, the greatest plays and participated in the greatest games in the annals of professional sports.

Challengers to Raider domination of professional football will arise as they have in the '60s, '70s, '80s, '90s and the new millennium. The Raider organization will continue to meet these challenges.



SUPER BOWL XI

SUPER BOWL XV

SUPER BOWL XVIII



REGGIE McKENZIE

THE GENERAL MANAGER



Reggie McKenzie, a former draft pick by Raiders Owner Al Davis as a player, enters his 29th season in the National Football League and his fourth as General Manager of the Silver and Black. McKenzie was named to the position by Owner Mark Davis on Jan. 10, 2012, becoming the first General Manager of the franchise since Al Davis was hired as Head Coach and General Manager in 1963.

In his first three years as General Manager, McKenzie has overseen significant changes in the organization's scouting, player personnel and football operations departments, while bringing refined football acumen to the Silver and Black. Adhering to a strategy of building a competitive roster through the draft while making strategic acquisitions via free agency and trades, McKenzie enters his fourth season at the helm having already earned plaudits from some of the most respected voices in football.

UNDRAFTED GEMS

Every preseason, hundreds of undrafted free agents vie for a spot on their team's 53-man roster. **Reggie McKenzie** has brought in numerous players that were not drafted, developing them into significant contributors for the Silver and Black.

- **WR Andre Holmes**, originally an undrafted free agent with the Minnesota Vikings in 2011, has two of the Raiders' top four single-game receiving totals from 2013-14. He set career highs in 2014 with 47 catches for 693 yards and four touchdowns.

- In 2013, **P Marquette King** posted numbers among the NFL's best in both gross average and punting yards. With 4,107 punting yards on the year, King finished sixth in the NFL, and led the league in gross punting with an average of 48.9. In 2014, King set Raider franchise records in punts (109) and punting yards (4,930).

- **QB Matt McGloin** made his mark on the NFL in his rookie season, making his first career start on Nov. 17, 2013 at Houston. In that game, McGloin became the first undrafted rookie to throw for three-or-more touchdown passes in his first NFL start since 1987. He also became just the second quarterback to throw for three touchdowns without an interception in his first NFL start since the NFL-AFL merger in 1970.

- **WR Seth Roberts** has posted two touchdowns so far in 2015, including the game-winning touchdown with just :26 seconds left in Oakland's Week 2 win over the Ravens in 2015.

Below are some of the notable current Raiders who entered the NFL as undrafted free agents:

| Player | School | Year | Team |
|----------------------|-------------------|------|--------------|
| LB R. Armstrong | Miami (Fla.) | 2013 | St. Louis |
| LS Jon Condo | Maryland | 2005 | Dallas |
| WR Andre Holmes | Hillsdale | 2011 | Minnesota |
| G/T Austin Howard | Northern Iowa | 2010 | Philadelphia |
| P Marquette King | Fort Valley State | 2012 | Oakland |
| DE Benson Mayowa | Idaho | 2013 | Seattle |
| QB Matt McGloin | Penn State | 2013 | Oakland |
| FB/RB Jamize Olawale | North Texas | 2012 | Dallas |
| T Donald Penn | Utah State | 2006 | Minnesota |
| FB Marcel Reece | Washington | 2008 | Miami |
| WR Seth Roberts | West Alabama | 2013 | Oakland |
| WR Rod Streater | Temple | 2012 | Oakland |

2014 DRAFT CLASS

First Round – DE Khalil Mack (No. 5 overall)

- Mack started all 16 games last season and has posted 84 tackles (59 solo), four sacks, four passes defended and one forced fumble, according to official coaches' statistics.

- According to Pro Football Focus, Mack was the highest rated 4-3 outside linebacker in the NFL with a 56.4 overall rating and a 47.4 rating against the run, more than 25 points higher than the next highest rated player (Von Miller, 22.0).

- Mack finished second in the NFL behind J.J. Watt (12) with 11 tackles for loss against the run. He also ranks second behind Watt in stuffs with 11.5 tackles at or behind the line of scrimmage.

Honors: Finished third in Associated Press Defensive Rookie of the Year voting...Selected to the Pro Football Writers of America, Sports Illustrated and NFL.com All-Rookie Team...Was the only rookie named to the USA Football All-Fundamentals Team, which honors 26 NFL players who exhibit exemplary football techniques for young players to emulate.

Second Round – QB Derek Carr (No. 36 overall)

- Carr, the 14th NFL rookie quarterback to start all 16 games, is the owner of every franchise-rookie passing record and ranks first among 2014 rookies with 348 completions (second all-time among rookies), 3,270 passing yards (10th among rookies) and 21 touchdowns (T-5th among rookies).

- Carr boasted a 2.0 interception percentage despite attempting 599 passes, marking the best percentage among 2014 rookies and the seventh best among all NFL quarterbacks. He is one of just four rookies in NFL history with at least 20 touchdowns and 12-or-fewer picks.

Honors: Named to Sports Illustrated's All-Rookie Team.

Third Round – G Gabe Jackson (No. 81 overall)

- Jackson earned the starting left guard job during training camp and went on to play in 13 games with 12 starts. He is the first Raider offensive lineman to start at least 10 games since Stefen Wisniewski started 15 in 2011.

- In 528 passing plays, Jackson allowed just one sack and two pressures, ranking tied for seventh and tied for fifth among NFL guards, respectively, according to Pro Football Focus.

Fourth Round – DT Justin Ellis (No. 107 overall)

- Ellis was a surprise force on the defensive line, appearing in all 16 games with 14 starts after stepping into the starting position in Week 3.

- He finished the season with 39 tackles (21 solo) and one pass broken up.

Honors: Named to Sports Illustrated and Pro Football Writers of America's All-Rookie Team.

Fourth Round – CB Keith McGill (No. 116 overall)

- Despite being plagued by injury through much of the year, McGill contributed on special teams all season long, posting three special teams tackles. He finished the year with 12 tackles (six solo) and four passes defended.

- McGill finally got his opportunity as the starting cornerback in Week 17 at Den., where he made a heads-up play by picking up a fumble on a lateral pass and returning it 18 yards for a touchdown.

Seventh Round – CB TJ Carrie (No. 219 overall)

- Carrie made immediate contributions on both defense and special teams, appearing in 13 games and starting four at cornerback. He finished the year with 48 stops (40 solo), an interception, 12 passes defended, a forced fumble and two fumble recoveries (one special teams).

- As the Raiders' leading punt returner, Carrie brought back 26 punts for 195 yards (7.5 avg.). He also returned kickoffs, totaling 15 kick returns for 362 yards (24.1 avg.) with a long of 42 yards.



JACK DEL RIO

DEL RIO QUICK FACTS

- **Jack Del Rio** left the Jaguars tied with Tom Coughlin as the franchise's winningest head coach with 68 wins. Del Rio compiled a 68-71 regular season record (1-2 in the postseason) with Jacksonville from 2003 to '11. As the Broncos' interim head coach from Weeks 10-13 in 2013, he posted a 3-1 record, helping the Broncos secure the top seed in the AFC Playoffs.

- As a defensive coordinator and head coach, Del Rio's defenses have finished in the top 10 in total defense in seven times, and four times in the top five. Of the top seven defensive seasons in Jaguars team history, Del Rio was the head coach for five of them.

| Year | Team | Position | Rank | Yds./Game |
|------|--------------|-------------|------|-----------|
| 2002 | Carolina | Def. Coord. | 2 | 290.4 |
| 2003 | Jacksonville | Head Coach | 6 | 291.1 |
| 2005 | Jacksonville | Head Coach | 6 | 290.9 |
| 2006 | Jacksonville | Head Coach | 2 | 283.6 |
| 2011 | Jacksonville | Head Coach | 6 | 313.0 |
| 2012 | Denver | Def. Coord. | 2 | 290.8 |
| 2014 | Denver | Def. Coord. | 3 | 305.2 |

- Del Rio has coached 18 different players to a total of 27 total Pro Bowls during his 18 seasons as a position coach, coordinator or head coach.
- As Jacksonville's head coach from 2003 to '11, Del Rio helped the Jaguars rank seventh in total defense over that time period, allowing opponents to just 318.7 yards per game. They also ranked sixth in the NFL over that same time period, allowing opponents to just 105.1 yards per game on the ground.
- During his tenure as Denver's defensive coordinator (2012-14), the Broncos compiled 134 sacks in three seasons, the fourth most over that time span.
- With the Carolina Panthers in 2002, Del Rio inherited the NFL's worst defense from the season before (371.4 yards per game) and turned it into the league's No. 2-ranked unit (290.4). His Panthers also led the NFL in rushing average (3.7), and ranked second in sacks (52).
- In 2000, Del Rio coached the linebackers on a Baltimore Ravens unit that is considered by many as the best defensive unit in NFL history. Baltimore's defense set the NFL record for 16-game season with only 165 points allowed, including four shutouts and 49 turnovers.



DEL RIO BY THE NUMBERS

11 seasons as an NFL linebacker with the New Orleans Saints (1985-86), Kansas City Chiefs (1987-88), Dallas Cowboys (1989-91) and Minnesota Vikings (1992-95).

160 games played throughout his NFL playing career with **128** starts.

1,078 tackles, **12** sacks and **13** interceptions totaled by Del Rio during his NFL career.

.493 regular-season winning percentage as a head coach.

.589 winning percentage at home as a head coach with a 43-30 mark.

52-48 record (.520) in games entering the fourth quarter with a scoring margin within seven points.

2 times (2005 and 2007) Del Rio took Jacksonville to the playoffs as head coach.

5 times a team Del Rio has served on the coaching staff has at least made the Divisional Round.

4 times a Del Rio team where he was either the defensive coordinator or head coach has had a top five defense.

3.94 yards per rushing attempt allowed by the Jaguars during Del Rio's tenure as head coach (2003 to 2011).

141 interceptions recorded by Del Rio's Jaguars in his 139 games as head coach, intercepting 3.2 percent of all passes attempted against them.

18 second-half shutouts in his head-coaching career. His teams have allowed just three second-half points an additional 12 times.

5.75 points per game allowed in the postseason for the Super Bowl XXXV Champion Baltimore Ravens, where Del Rio coached the linebackers, including Defensive Player of the Year Ray Lewis.

1 touchdown allowed by his Ravens during the 2000 postseason Super Bowl run.





COORDINATORS

BILL MUSGRAVE



Bill Musgrave is in his 17th season in the NFL coaching ranks and second stint with the Raiders, having served as the team's quarterbacks coach in 1997.

In his fifth assignment as an NFL offensive coordinator, Musgrave has served in that role with the Philadelphia Eagles, Carolina Panthers, Jacksonville Jaguars and Minnesota Vikings. He also spent

two seasons as the offensive coordinator at the University of Virginia.

While at the helm of the Vikings from 2011-13, Musgrave oversaw the best rushing attack in the league over that span. During his three seasons at the helm, Minnesota led the league in rushing, posting 146.5 yards per game, and RB Adrian Peterson paced the NFL with 4,333 rushing yards. He has also mentored numerous of quarterbacks during his time in the league, including Matt Ryan, who won the 2008 Associated Press and Sporting News Offensive Rookie of the Year.

A former NFL quarterback himself, Musgrave played six seasons in the league for the San Francisco 49ers and Denver Broncos.

| <u>Years</u> | <u>College/Pro Team</u> | <u>Position</u> |
|--------------|-------------------------|---|
| 1997 | Oakland Raiders | Quarterbacks |
| 1998* | Philadelphia Eagles | Offensive Assistant/ Offensive Coordinator |
| 1999 | Carolina Panthers | Quarterbacks |
| 2000 | Carolina Panthers | Offensive Coordinator/ Quarterbacks |
| 2001-02 | Virginia | Offensive Coordinator/ Quarterbacks/Tight Ends |
| 2003 | Jacksonville Jaguars | Offensive Coordinator |
| 2004 | Jacksonville Jaguars | Offensive Coordinator/ Quarterbacks |
| 2005 | Washington Redskins | Quarterbacks |
| 2006-10 | Atlanta Falcons | Quarterbacks |
| 2011-13 | Minnesota Vikings | Offensive Coordinator |
| 2014 | Philadelphia Eagles | Quarterbacks |
| 2015 | Oakland Raiders | Offensive Coordinator |

**served as the team's offensive coordinator for the final 10 games*

KEN NORTON, JR.



Ken Norton, Jr. joins the Raiders in 2015 for his sixth NFL coaching season, and his first as Oakland's defensive coordinator.

As an 18-year NFL veteran as a player and coach, Norton, Jr. has been a part of four Super Bowl-winning teams (three as a player and one as a coach). He is entering his 19th season overall in the NFL, with 13 coming as an All-Pro linebacker for the Dal-

las Cowboys and San Francisco 49ers. He and Raiders Head Coach Jack Del Rio played alongside one another in the linebacking corps of the Cowboys from 1989-91.

From 2010-14, Norton, Jr. served as Seattle's linebackers coach, helping the team to three NFC West Division titles, two NFC Championships and a Super Bowl XLVIII title. Over that period, he helped the Seahawks' defense rank second in total defense (309.5 yards per game) and the unit finished in the top 10 four times (2011-14), including leading the league in total defense the past two seasons. Additionally, he was part of a defensive staff that sent 11 players to the Pro Bowl from 2011-14.

| <u>Years</u> | <u>College/Pro Team</u> | <u>Position</u> |
|--------------|-------------------------|---|
| 2004 | USC | Defensive Assistant/ Linebackers |
| 2005-08 | USC | Linebackers |
| 2009 | USC | Assistant Head Coach Defense/Linebackers |
| 2010-14 | Seattle Seahawks | Linebackers |
| 2015 | Oakland Raiders | Defensive Coordinator |

BRAD SEELY



Brady Seely, in his 27th season as an NFL assistant coach, is in his first year as the Raiders special teams coordinator.

Seely begins his seventh assignment in charge of a team's special teams unit, as he previously directed those of the Carolina Panthers, New England Patriots, Cleveland Browns and San Francisco 49ers.

In 37 years of coaching, Seely has also served NFL stints with the New York Jets and Indianapolis Colts. Additionally, he spent 11 seasons at the collegiate level.

Seely spent 10 seasons as the New England Patriots special teams coach (1999-2008), where he was part of three Super Bowl championships. Over the span of his tenure in New England, the Patriots led the NFL in kickoff return average (23.5), were fourth in field goal percentage (83.4) and ranked eighth in punt return average (9.9). In addition, his units registered 11 returns for touchdowns, including eight on kickoffs, a figure that tied for second in the NFL over that 10-year stretch.

| <u>Years</u> | <u>College/Pro Team</u> | <u>Position</u> |
|--------------|-------------------------|--|
| 1978 | South Dakota State | Assistant Coach |
| 1979 | Colorado State | Graduate Assistant |
| 1980 | Colorado State | Offensive Line |
| 1981 | SMU | Offensive Line |
| 1982 | North Carolina State | Offensive Line |
| 1983 | Pacific | Offensive Line |
| 1984-88 | Oklahoma State | Offensive Line |
| 1989-93 | Indianapolis Colts | Special Teams/Tight Ends |
| 1994 | New York Jets | Special Teams Coach |
| 1995-98 | Carolina Panthers | Special Teams Coach |
| 1999-2008 | New England Patriots | Special Teams Coach |
| 2009-10 | Cleveland Browns | Assistant Head Coach/ Special Teams Coordinator |
| 2011-14 | San Francisco 49ers | Assistant Head Coach/ Special Teams Coordinator |
| 2015 | Oakland Raiders | Special Teams Coordinator |



DEFENSIVE ASSISTANTS

SAM ANNO



Sam Anno joined the NFL coaching ranks in 2015 as a defensive assistant for the Silver and Black after spending the last six seasons at the University of San Diego as an assistant head coach/linebackers and special teams.

| <u>Years</u> | <u>College/Pro Team</u> | <u>Position</u> |
|--------------|-------------------------|--|
| 2005-06 | USC | Defensive/Special Teams Graduate Assistant |
| 2007 | USC | Video Assistant |
| 2008 | Central Conn. State | Linebackers/Special Teams Assistant Head Coach/LBs and Special Teams |
| 2009-14 | San Diego | Assistant Head Coach/LBs and Special Teams |
| 2015 | Oakland Raiders | Defensive Assistant |

JETHRO FRANKLIN



Jethro Franklin is in his first season with the Oakland Raiders as defensive line coach following four seasons at Miami (Fla.). Franklin brings 25 years of experience coaching defensive line at both the NFL and collegiate levels.

| <u>Years</u> | <u>College/Pro Team</u> | <u>Position</u> |
|--------------|-------------------------|-----------------|
| 1991-98 | Fresno State | Defensive Line |
| 1999 | UCLA | Defensive Line |
| 2000-04 | Green Bay Packers | Defensive Line |
| 2005 | USC | Defensive Line |
| 2006 | Tampa Bay Buccaneers | Defensive Line |
| 2007-08 | Houston Texans | Defensive Line |
| 2009 | USC | Defensive Line |
| 2010 | Temple | Defensive Line |
| 2011-14 | Miami (Fla.) | Defensive Line |
| 2015 | Oakland Raiders | Defensive Line |


MARCUS ROBERTSON



Marcus Robertson is in his second season with the Raiders and first as defensive backs coach, after being promoted from assistant defensive backs coach in 2014. A 12-year NFL veteran as a player and former All-Pro safety, Robertson has served as an NFL assistant for eight years.

| <u>Years</u> | <u>College/Pro Team</u> | <u>Position</u> |
|--------------|-------------------------|-------------------------------|
| 2007-08 | Tennessee Titans | Assistant Secondary |
| 2009-11 | Tennessee Titans | Secondary |
| 2012 | Detroit Lions | Defensive Assistant/Secondary |
| 2013 | Detroit Lions | Secondary |
| 2014 | Oakland Raiders | Assistant Defensive Backs |
| 2015 | Oakland Raiders | Defensive Backs |

TRAVIS SMITH



Travis Smith is in his fourth year with the Raiders and first as quality control - defense. He previously served as a defensive assistant from 2012-14.

| <u>Years</u> | <u>College/Pro Team</u> | <u>Position</u> |
|--------------|-------------------------|-------------------------------------|
| 2010 | Santa Monica JC | Assistant Tight Ends/Defensive Line |
| 2011 | Colorado | Offensive Technical Intern |
| 2012-14 | Oakland Raiders | Defensive Assistant |
| 2015 | Oakland Raiders | Quality Control - Defense |





DEFENSIVE ASSISTANTS

SAL SUNSERI



Sal Sunseri is in his first season with the Silver and Black as linebackers coach, bringing 31 years of coaching experience. He begins his eighth season in the NFL after spending the past two years coaching the defensive line and serving as the head coach of defense at Florida State.

| <u>Years</u> | <u>College/Pro Team</u> | <u>Position</u> |
|--------------|-------------------------|--|
| 1985-91 | Pittsburgh | Defensive Line/LBs |
| 1992 | Pittsburgh | Assistant Head Coach |
| 1993 | Iowa Wesleyan | Assistant Head Coach/Defensive Coordinator |
| 1994 | Illinois State | Defensive Coordinator |
| 1995-97 | Louisville | Linebackers |
| 1998-99 | Alabama A&M | Defensive Coordinator/Linebackers |
| 2000 | LSU | Special Teams Coordinator/Linebackers |
| 2001 | Michigan State | Special Teams Coordinator/Linebackers |
| 2002 | Carolina Panthers | Defensive Assistant |
| 2003-08 | Carolina Panthers | Defensive Line |
| 2009-11 | Alabama | Assistant Head Coach/Linebackers |
| 2012 | Tennessee | Defensive Coordinator |
| 2013 | Florida State | Defensive Ends |
| 2014 | Florida State | Head Coach of Defense |
| 2015 | Oakland Raiders | Linebackers |

BRENT VIESELMEYER



Brent Vieselmeier is in his first season with the Silver and Black. He brings 15 years of coaching experience at the college and high school levels into his first NFL season.


| <u>Years</u> | <u>College/Pro Team</u> | <u>Position</u> |
|--------------|-------------------------|--------------------------------------|
| 2013-14 | Houston Baptist | Co-Defensive Coordinator/Linebackers |
| 2015 | Oakland Raiders | Assistant Linebackers |

ROD WOODSON



Rod Woodson returned to Oakland this season for his second coaching stint with the Raiders, having coached cornerbacks in 2011. Woodson also Played in 26 games, all starts, with the Raiders from 2002-03, totaling 10 interceptions. A Pro Football Hall of Famer, Woodson recorded 71 interceptions, placing third all-time.

| <u>Years</u> | <u>College/Pro Team</u> | <u>Position</u> |
|--------------|-------------------------|---------------------------|
| 2011 | Oakland Raiders | Cornerbacks |
| 2015 | Oakland Raiders | Assistant Defensive Backs |



RAIDERS COACHES IN THE PRESS BOX




Tim Holt
Assistant
Offensive Line



Nick Holz
Quality Control
- Offense



George Li
Statistical
Analyst



Jake Peetz
Senior
Offensive Asst.



Travis Smith
Quality Control
- Defense



Brent Vieselmeier
Asst. LBs




Rod Woodson
Assistant
DBs



OFFENSIVE ASSISTANTS


TODD DOWNING



Todd Downing is in his 15th season in the NFL, his first with the Silver and Black, as quarterbacks coach. Downing joined the Raiders after spending the 2014 season in the same role with the Buffalo Bills.

| <u>Years</u> | <u>College/Pro Team</u> | <u>Position</u> |
|--------------|-------------------------|---|
| 2001-02 | Minnesota Vikings | Coaching Intern/Assistant |
| 2003-04 | Minnesota Vikings | Football Systems Analyst |
| 2005 | Minnesota Vikings | Quality Control - Offense |
| 2006-07 | St. Louis Rams | Defensive Assistant/ Assistant Special Teams |
| 2008 | St. Louis Rams | Assistant Secondary/ Quality Control - Defense |
| 2009 | Detroit Lions | Offensive Quality Control |
| 2010 | Detroit Lions | Assistant Quarterbacks |
| 2011-13 | Detroit Lions | Quarterbacks |
| 2014 | Buffalo Bills | Quarterbacks |
| 2015 | Oakland Raiders | Quarterbacks |

TIM HOLT



Tim Holt returns to the NFL this season as the Raiders assistant offensive line coach after spending 2014 at Stetson University. Holt brings four years of NFL coaching experience to the Silver and Black along with 15 years in the college ranks. Holt has coached two Pro Bowlers, 22 All-Conference selections and three All-Americans.

| <u>Years</u> | <u>College/Pro Team</u> | <u>Position</u> |
|--------------|-------------------------|--|
| 1995-96 | Southern Conn. State | Graduate Asst. - TE's/ Assistant Offensive Line |
| 1997-98 | Lehigh | Assistant Tight Ends/ Offensive Line |
| 1999 | Cornell | Tight Ends/ Assistant Offensive Line |
| 2000 | Cornell | Running Backs |
| 2001-03 | American International | Offensive Coordinator/ Offensive Line |
| 2004 | Southern Conn. State | Offensive Line |
| 2005-07 | Southern Conn. State | Running Backs |
| 2008 | Stonehill College | Offensive Line/ Run Game Coordinator |
| 2009 | Tampa Bay Buccaneers | Offensive Assistant |
| 2010-11 | Tampa Bay Buccaneers | Assistant Offensive Line |
| 2012 | Chicago Bears | Offensive Line |
| 2014 | Stetson | Offensive Line/ Run Game Coordinator |
| 2015 | Oakland Raiders | Assistant Offensive Line |

BOBBY JOHNSON



Bobby Johnson is in his first year with Oakland as tight ends coach. In his 20-year coaching career, 15 of them at the collegiate level, Johnson has spent seven seasons coaching tight ends and the last five seasons working in the NFL.



| <u>Years</u> | <u>College/Pro Team</u> | <u>Position</u> |
|--------------|-------------------------|--------------------------|
| 1995-96 | Akron | Graduate Assistant |
| 1997-98 | Akron | Defensive Line |
| 1999-2003 | Miami (Ohio) | Tight Ends |
| 2004 | Miami (Ohio) | Offensive Line |
| 2005-09 | Indiana | Offensive Line |
| 2010-11 | Buffalo Bills | Assistant Offensive Line |
| 2012 | Jacksonville Jaguars | Tight Ends |
| 2013 | Detroit Lions | Tight Ends |
| 2014 | Detroit Lions | Assistant Offensive Line |
| 2015 | Oakland Raiders | Tight Ends |

NICK HOLZ



Nick Holz is in his first season as quality control - offense with the Raiders, having spent the previous three seasons as the team's offensive assistant.

| <u>Years</u> | <u>College/Pro Team</u> | <u>Position</u> |
|--------------|-------------------------|--------------------------------------|
| 2007 | Nebraska | Offensive Quality Control |
| 2008-11 | Stanford | Offensive Assistant/ Quarterbacks |
| 2012-14 | Oakland Raiders | Offensive Assistant |
| 2015 | Oakland Raiders | Quality Control - Offense |





OFFENSIVE ASSISTANTS

ROB MOORE



Rob Moore joined the Silver and Black for his first season as wide receivers coach. Moore broke into the NFL ranks as a coach with the Buffalo Bills in 2014 after a 12-year NFL career as a wide receiver.

| <u>Years</u> | <u>College/Pro Team</u> | <u>Position</u> |
|--------------|-------------------------|-----------------|
| 2009 | Phoenix (Ariz.) JC | Wide Receivers |
| 2010-13 | Syracuse | Wide Receivers |
| 2014 | Buffalo Bills | Wide Receivers |
| 2015 | Oakland Raiders | Wide Receivers |


BERNIE PARMALEE



Bernie Parmalee enters his first season with the Oakland Raiders as running backs coach. He returns to the NFL coaching ranks after spending a season with Kansas as quality control-offense/assistant running backs and playing nine seasons in the league.

| <u>Years</u> | <u>College/Pro Team</u> | <u>Position</u> |
|--------------|-------------------------|---|
| 2002 | Miami Dolphins | Assistant Special Teams |
| 2003 | Miami Dolphins | Assistant Special Teams/ Offensive Assistant (RBs) |
| 2004 | Miami Dolphins | Tight Ends |
| 2005-06 | Notre Dame | Tight Ends/Special Teams Co-Coordinator |
| 2007-09 | Notre Dame | Tight Ends |
| 2010-12 | Kansas City Chiefs | Tight Ends |
| 2014 | Kansas | Quality Control - Offense/ Assistant Running Backs |
| 2015 | Oakland Raiders | Running Backs |

JAKE PEETZ



Jake Peetz is in his seventh NFL season and his first with the Silver and Black as senior offensive assistant. He joins the Raiders after spending 2014 as the offensive quality control/assistant wide receivers coach with the Washington Redskins.


| <u>Years</u> | <u>College/Pro Team</u> | <u>Position</u> |
|--------------|--|--|
| 2006 | Santa Barbara (Calif.) City College | Safeties/Special Teams and Strength and Conditioning Coordinator |
| 2007 | UCLA | Defensive Quality Control |
| 2008-09 | Jacksonville Jaguars | Scouting Assistant |
| 2010-11 | Jacksonville Jaguars | BLESTO Scout - Southeast |
| 2012 | Jacksonville Jaguars | Offensive Assistant/ Assistant Quarterbacks |
| 2013 | Alabama | Offensive Analyst/ Assistant Quarterbacks |
| 2014 | Washington Redskins | Offensive Quality Control/ Assistant Wide Receivers |
| 2015 | Oakland Raiders | Senior Offensive Asst. |

MIKE TICE



Mike Tice joins the Silver and Black as offensive line coach, bringing 18 years of NFL coaching experience, including eight seasons as an offensive line coach and four as a head coach.

| <u>Years</u> | <u>College/Pro Team</u> | <u>Position</u> |
|--------------|-------------------------|--|
| 1996 | Minnesota Vikings | Tight Ends |
| 1997-2001 | Minnesota Vikings | Offensive Line/Assistant Head Coach |
| 2001 | Minnesota Vikings | Interim Head Coach |
| 2002-05 | Minnesota Vikings | Head Coach |
| 2006 | Jacksonville Jaguars | Assistant Head Coach/ Offense |
| 2007-09 | Jacksonville Jaguars | Assistant Head Coach/ Tight Ends |
| 2010-11 | Chicago Bears | Offensive Line |
| 2012 | Chicago Bears | Offensive Coordinator |
| 2014 | Atlanta Falcons | Offensive Line |
| 2015 | Oakland Raiders | Offensive Line |





ASSISTANT COACHES


DARRYL ETO



Darryl Eto joined the Raiders as an assistant strength and conditioning coach following five seasons as the director of strength and conditioning with the NBA's Houston Rockets. Recognized as an expert in the field of plyometrics, conditioning and speed training, Eto brings nearly 30 years of experience to the Silver and Black.

| <u>Years</u> | <u>College/Pro Team</u> | <u>Position</u> |
|--------------|-------------------------|--|
| 1991-97 | University of Arizona | Head Assistant Strength and Conditioning |
| 2009-14 | Houston Rockets | Director of Strength and Conditioning |
| 2015 | Oakland Raiders | Assistant Strength and Conditioning |


JOE GOMES



Joe Gomes, who brings over a decade of athlete training experience, is in his first season in his current role. He joins the Raiders after spending the previous nine years at EXOS (formerly Athlete's Performance).

| <u>Years</u> | <u>College/Pro Team</u> | <u>Position</u> |
|--------------|-------------------------|--------------------------------|
| 2015 | Oakland Raiders | Head Strength and Conditioning |


WES MILLER



Wes Miller joins the Raiders for his first NFL season as strength and conditioning assistant after working as a performance coach at EXOS, formerly Athletes' Performance. Miller brings four years of experience in training elite athletes to the Silver and Black.

| <u>Years</u> | <u>College/Pro Team</u> | <u>Position</u> |
|--------------|-------------------------|-------------------------------------|
| 2015 | Oakland Raiders | Strength and Conditioning Assistant |

KEVIN KIJOWSKI



Kevin Kijowski is in his first NFL season as strength and conditioning assistant with the Raiders. Kijowski brings four years of experience at the collegiate level to the Silver and Black.



| <u>Years</u> | <u>College/Pro Team</u> | <u>Position</u> |
|--------------|-------------------------|--|
| 2013 | Appalachian State | Strength and Conditioning Graduate Assistant |
| 2014 | UNC-Wilmington | Assistant Strength and Conditioning |
| 2015 | Oakland Raiders | Strength and Conditioning Assistant |

TRACY SMITH



Tracy Smith is in his first season with the Raiders, serving as the team's assistant special teams coach. He is in his seventh NFL season in 2015, spending the previous three years with the San Francisco 49ers.

| <u>Years</u> | <u>College/Pro Team</u> | <u>Position</u> |
|--------------|-------------------------|--------------------------|
| 2004 | Stephen F. Austin St. | Tight Ends/Video Coord. |
| 2005 | LSU | Offensive Graduate Asst. |
| 2006-08 | Utah State | Tight Ends |
| 2009-10 | Cleveland Browns | Special Teams Assistant |
| 2011 | Seattle Seahawks | Coaching Assistant |
| 2012-14 | San Francisco 49ers | Special Teams Assistant |
| 2015 | Oakland Raiders | Assistant Special Teams |





COACHING STAFF NOTES

FROM PLAYERS TO COACHES

The 2015 Oakland Raiders coaching staff certainly has pedigree. Ten of the team's coaches played at the NFL level before getting into coaching. The staff has 102 years of combined playing experience, with 15 Pro Bowl appearances, five All-Pro selections and one induction into the Pro Football Hall of Fame.

Raiders S Charles Woodson on having former players on the 2015 coaching staff: "Yeah, I think for any player, when you have a guy that played the game, he knows the scrutiny put on you as a player. He knows the bumps and bruises that you take on a day-in and day-out basis. He knows about being in training camp. He knows about what it takes to win. It's validation for that guy when he played the game. When you're a player, there's almost automatically a respect that you have for a person that's been in it, been in that fight, knows what it's all about. These guys really they do have a wealth of knowledge. I think our teaching level this year has been at an all-time high, as far as guys understanding where they're supposed to be each and every play. I think that'll go well for us."

Head Coach Jack Del Rio: 11 years as an NFL player

A veteran of 11 seasons as an NFL linebacker, was selected in the third round (68th overall) of the 1985 NFL Draft by New Orleans and went on to make the NFL's All-Rookie Team and earn the Saints' Rookie of the Year award...Following two seasons in New Orleans (1985-86), he played for Kansas City (1987-88), Dallas (1989-91) and Minnesota (1992-95)...Led the Vikings in tackles for three consecutive years and was selected to participate in the Pro Bowl in 1994...For his career, he played 160 games in the regular season and totaled 1,078 tackles, 12 sacks and 13 INTs.

Offensive Coordinator Bill Musgrave: 6 years as an NFL player

Was drafted in the fourth round (106th overall) of the 1991 NFL Draft by the Dallas Cowboys...Played six seasons as a quarterback for the San Francisco 49ers (1991-94) and Denver Broncos (1995-96)...Served as a back up to Joe Montana and Steve Young with the 49ers...Played under offensive coordinators Mike Holmgren and Mike Shanahan...Was a member of the 49ers' Super Bowl XXIX winning team in 1994...Followed Shanahan to Denver to play under offensive coordinator Gary Kubiak and backup John Elway from 1995-96.

Defensive Coordinator Ken Norton, Jr.: 11 years as an NFL player

Played in the NFL for 13 seasons...Was originally drafted by the Dallas Cowboys in the second round (41st overall) of the 1988 NFL Draft...Spent his first six seasons with the Cowboys from 1988-93 and his final seven with the San Francisco 49ers from 1994-2000...Appeared in 191 games with 188 starts, recording 1,274 tackles (897 solo), 12.5 sacks, six forced fumbles, 13 fumble recoveries, five interceptions and 49 passes defended...Named an Associated Press All-Pro in 1995...Is the only player in NFL history to play on three consecutive Super Bowl-winning teams (Dallas in 1992 and 1993 and San Francisco in 1994)...Earned All-American honors at UCLA in 1987.

Defensive Assistant Sam Anno: 7 seasons as an NFL player

Played seven years in the NFL as a linebacker and long snapper with the Los Angeles Rams (1987), Minnesota Vikings (1987-88), Tampa Bay Buccaneers (1989-91) and San Diego Chargers (1992-93)...Received NFL Special Teams Player of the Year honors in 1989.

Defensive Line Coach Jethro Franklin: 1 season as an NFL player

Drafted by the Houston Oilers in the 11th round (298th overall) of the 1988 NFL Draft...Spent the 1989 season playing defensive line for the Seattle Seahawks...No. 1 overall draft choice of the San Antonio Riders of the World League of American Football in 1991 before opting to begin his coaching career instead.

Wide Receivers Coach Rob Moore: 12 seasons as an NFL player

Played 12 years as a wide receiver in the NFL...Was selected by the New York Jets in the first round of the 1990 Supplemental Draft...Spent five seasons with New York (1990-94) and seven years with the Arizona Cardinals (1995-2001)...Played in 153 games with 146 starts, and totaled 628 receptions for 9,368 yards and 49 touchdowns, earning Pro Bowl berths in 1994 and 1997...Led the NFL in receiving yards in 1997 (1,584), earning All-Pro honors, and an All-Conference selection from Pro Football Weekly.

Running Backs Coach Bernie Parmalee: 9 seasons as an NFL player

Played nine seasons as a running back with the Miami Dolphins (1992-98) and the New York Jets (1999-2000)...Entered the NFL as a rookie free agent with Miami...Played in 134 games (26 starts), recording 567 rushes for 2,179 yards with 17 TDs and 168 receptions for 1,485 yards with three scores...Also registered 16 kickoff returns for 289 yards, as well as 123 special teams tackles.

Defensive Backs Coach Marcus Robertson: 12 seasons as an NFL player

Played 12 seasons as a safety with the Houston Oilers/Tennessee Oilers/Tennessee Titans (1991-2000) and the Seattle Seahawks (2001-02)...Selected by Houston in the fourth round (102nd overall) of the 1991 NFL Draft...Played in 162 career games with 144 starts, totaling 24 interceptions, 1.5 sacks, nine forced fumbles and 11 fumble recoveries...Earned All-Pro honors in 1993 after recording a career-high seven interceptions and three fumble recoveries with one touchdown...Also totaled five interceptions with three fumble recoveries and two touchdowns in 1997.

Offensive Line Coach Mike Tice: 14 seasons as an NFL player

Played 14 NFL seasons with the Seattle Seahawks (1981-88, 1990-91), Washington Redskins (1989) and Vikings (1992-93, '95) as a tight end...Played in 177 games (111 starts) with 107 receptions for 894 yards and 11 TDs.


Assistant Defensive Backs Coach Rod Woodson: 17 seasons as an NFL player

Played 17 NFL seasons after being drafted 10th overall by the Pittsburgh Steelers in 1987...In 1993, had eight interceptions, 28 passes defended, two forced fumbles, two sacks, blocked a field goal attempt, recorded a team high 79 solo tackles and was named NFL Defensive Player of the Year...Played 10 years with the Steelers from 1987-96, primarily at cornerback and returning kicks and punts...Spent 1997 with the San Francisco 49ers before switching to safety and joining the Baltimore Ravens from 1999-2001...Played in 26 games, all starts, with the Raiders from 2002-03, totaling 10 interceptions...In his 17 NFL seasons, he recorded 71 interceptions, good for third all-time; a then-NFL-record 1,483 interception return yards; 2,362 punt return yards and 17 touchdowns...Holds NFL record with 12 interception-return touchdowns...Named to the 1990s All-Decade Team...Voted to 11 Pro Bowls, a record for defensive backs...Was inducted to the Pro Football Hall of Fame in 2009.



HALL OF FAMERS

The amount of people to have worn the Silver and Black and be enshrined in the Pro Football Hall of Fame in Canton, Ohio, continues to grow. In 2014, former P Ray Guy became the first punter in NFL history to be enshrined into the Hall of Fame. A year later, WR Tim Brown and personnel executive Ron Wolf joined Guy in Canton. The Raiders now have 23 members in the Hall of Fame.



2014 - RAY GUY

Raiders punter, 1973-86; NFL veteran, 1973-86

Inducted into Pro Football Hall of Fame on Aug. 2, 2014...First pure punter ever elected to the Hall of Fame...Largely revolutionized the position with his booming kicks, introducing the term "hang time" into the modern-day football lexicon and helping pioneer directional punting...Became the first punter selected in the first round of the NFL Draft when the Silver and Black chose him 23rd overall in 1973...Punted 14 seasons for the Raiders...Played in 207 consecutive games, finishing career ranked third on the team's all-time participation list...Punted 1,049 times for 44,493 yards, averaging 42.4 yards per effort...Also placed 209 punts inside the 20-yard line and had only three punts blocked...Averaged more than 40 yards per punt in 13 of 14 seasons...Named as the punter for the NFL's 75th Anniversary Team in 1994 and selected to the NFL's All-Decade Team for the 1970s...Played in seven Pro Bowls (1973-78, 80) and was named first-team All-Pro six times (1973-78)...Also named second-team All-Pro twice (1979-80)...Led the NFL in punting average three times; 1974 (42.2 avg.), 1975 (43.8 avg.) and 1977 (43.3 avg.)...Also finished second in the NFL in punting three times (1973, 78, 81)...Played on three Super Bowl champion Raider teams, helping the Silver and Black win NFL titles in Super Bowls XI, XV and XVIII...Played in 22 postseason games, averaging 42.2 yards on 111 punts...Finished his pro career with 619 straight punts without a block...Namesake for the Ray Guy Award, presented annually by the Greater

Augusta Sports Council to the nation's top collegiate punter.



2015 - TIM BROWN

Raiders wide receiver, 1988-2003; NFL veteran, 1988-2004

Inducted into Pro Football Hall of Fame on Aug. 8, 2015...Played 17 NFL seasons, including first 16 campaigns with the Raiders...Joined Raiders as the sixth player selected in the 1988 NFL Draft after winning the Heisman Trophy at Notre Dame...Finished career as the most decorated receiver in Raiders history, setting franchise records with 1,070 receptions for 14,734 yards and 99 touchdowns...Finished career with most seasons (16) and games played (240) in franchise annals...Also Raiders all-time leader with 3,272 yards and three touchdowns on punt returns and 14,924 total yards from scrimmage...Racked up 19,443 combined net yards as a Raider...Topped 1,000 yards receiving in a season nine straight times from 1993-2001, and posted four of the top five seasons for receiving yardage in franchise history...Career totals include 1,094 catches for 14,934 yards and 100 touchdowns...Reception total ranked third in NFL history and yardage mark was second in league record book at time of his retirement...Punt return yardage total of 3,320 is sixth in league history...Only player in NFL history to record at least 75 receptions in 10 straight seasons (1993-2002)...Posted 11 seasons with 50-or-more receptions and recorded a reception in 179 straight games from 1993-2004...Averaged 87 catches and 1,191 yards per season from 1993-2002...Also posted more yards after the catch than any other NFL receiver from 1992-2004 with 4,475...Set an NFL record for wide receivers with 176 straight starts...Selected to play in

nine Pro Bowls, including five straight from 1994-98...Named All-Pro twice (1988 and 1997)...Garnered first-team All-Pro recognition in 1997 after setting franchise single-season records with 104 catches for 1,408 yards...Six-time recipient of the Raiders' Commitment to Excellence Award...Led Raiders to three-straight AFC West titles from 2000-02.



2015 - RON WOLF

Raiders Personnel Executive/Contributor, 1963-74, 1979-89; AFL/NFL veteran, 1963-2001

Inducted into Pro Football Hall of Fame on Aug. 8, 2015...Played 17 NFL seasons, including first 16 campaigns with the Raiders...Joined Raiders as the sixth player selected in the 1988 NFL Draft after winning the Heisman Trophy at Notre Dame...Finished career as the most decorated receiver in Raiders history, setting franchise records with 1,070 receptions for 14,734 yards and 99 touchdowns...Finished career with most seasons (16) and games played (240) in franchise annals...Also Raiders all-time leader with 3,272 yards and three touchdowns on punt returns and 14,924 total yards from scrimmage...Racked up 19,443 combined net yards as a Raider...Topped 1,000 yards receiving in a season nine straight times from 1993-2001, and posted four of the top five seasons for receiving yardage in franchise history...Career totals include 1,094 catches for 14,934 yards and 100 touchdowns...Reception total ranked third in NFL history and yardage mark was second in league record book at time of his retirement...Punt return yardage total of 3,320 is sixth in league history...Only player in NFL history to record at least 75 receptions in 10 straight seasons (1993-2002)...Posted 11 seasons with 50-or-more receptions and recorded a reception in 179 straight games from 1993-2004...Averaged 87 catches and 1,191 yards per season from 1993-2002...Also posted more yards after the catch than any other NFL receiver from 1992-2004 with 4,475...Set an NFL record for wide receivers with 176 straight starts...Selected to play in

nine Pro Bowls, including five straight from 1994-98...Named All-Pro twice (1988 and 1997)...Earned All-AFC honors eight times...Garnered first-team All-Pro recognition in 1997 after setting franchise single-season records with 104 catches for 1,408 yards...Broke Gayle Sayers' NFL record for total yardage by a rookie in 1988, racking up 2,317 all-purpose yards (725 rec., 50 rush., 1,098 KR, 444 PR)...Six-time recipient of the Raiders' Commitment to Excellence Award...Led Raiders to three-straight AFC West titles from 2000-02...Started at wide receiver for Raiders in Super Bowl XXXVII...Finished his career with the Tampa Bay Buccaneers, playing in 2004.



FREE AGENT ADDITIONS

S Nate Allen




Started 69-of-74 games in five seasons with the Philadelphia Eagles...Posted a career-high four INTs, two forced fumbles and three fumble recoveries in 2014...Tallied a career-high 94 tackles in 2013 as he started all 16 games for the first time in his career...As a rookie, earned NFL Defensive Rookie of the Month honors for September 2010 after recording 19 tackles (13 solo), two INTs and one sack in three games...Became the only rookie in Eagles franchise history to record at least three INTs and two sacks in his rookie campaign...Career totals include 75 games played with 70 starts, 381 tackles (258 solo), 10 INTs, 28 passes defended, four sacks, three forced fumbles and four fumble recoveries.

WR Michael Crabtree



Career totals include 84 games played with 82 starts, 374 receptions for 4,645 yards (12.4 avg.) and 27 TDs...Also has three rushing attempts for 18 yards in his career...Postseason totals include eight games played with 40 receptions for 516 yards (12.9 avg.) and four TDs...Helped the 49ers to an appearance in Super Bowl XLVII following the 2012 campaign...Has caught at least one pass in all 84 career games, with at least three receptions in 71 contests...Owns nine regular season 100-yard performances, including 111 yards in Week 2 vs. Baltimore...Set career highs in 2012 with 85 receptions for 1,105 yards and nine TDs.

C Rodney Hudson




Accomplished center is in his first season with the Raiders after signing with the team as an unrestricted free agent this offseason...Has played in 56 games with 40 starts at center and guard over five seasons...Has started 36 of the last 37 games...Started at center in all 16 games for the first time in his career in 2014...Originally entered the NFL as a second-round draft pick of the Chiefs in 2011.

LB Curtis Lofton



Has appeared in all 117 games in his career, the longest active streak among inside linebackers...Also started 103 straight games at inside linebacker from 2008-15...Has posted at least 100 tackles in all seven NFL seasons...Named to the Pro Football Weekly and The Sporting News' All-Rookie Team in 2008...Named the NFC Defensive Player of the Week in 2011 for his Week 17 performance against TB...Recorded a career-high and New Orleans Saints franchise-record 185 tackles in 2014...Career totals include 117 games played with 115 starts, 1,095 tackles (713 solo), seven sacks, 11 forced fumbles, five fumble recoveries, three INTs and one INT-TD.

TE Lee Smith



Powerful tight end is in his first season with Oakland after joining the team this past offseason...Serves primarily as a blocking tight end...Played his first four seasons with the Buffalo Bills after being drafted by the New England Patriots...Has appeared in 61 games with 39 starts, totaling 24 receptions for 172 yards and three TDs...Set a career high with 78 receiving yards in 2013.

LB Malcolm Smith



Spent his first four seasons with the Seattle Seahawks, helping the team to two NFC Championships (2013 and 2014) and a Super Bowl XLVIII title...Named Super Bowl XLVIII MVP after totaling nine tackles (five solo), one fumble recovery and a 69-yard INT-TD...Set career highs in 2013 for tackles (50), forced fumbles (one), INTs (two) and passes defended (four)...Career totals include 62 games played with 21 starts, 150 tackles (96), four sacks, four forced fumbles, two INTs and 10 passes defended...Postseason totals include eight games played with two starts, 27 tackles (16), one fumble recovery, two INTs and two passes defended.

DT Dan Williams



Run-stuffing defensive tackle is in his sixth NFL season, his first with Oakland...Signed with the team as an unrestricted free agent in March...Career totals include 75 games played with 45 starts, totaling 198 tackles (127 solo), two sacks, two forced fumbles, two fumble recoveries, one INT and nine passes defended...Played in all 16 games for the first time in his career in 2014, recording a career-high 45 tackles...Made a career-high 11 starts in 2012...Has also appeared in one postseason game, totaling six tackles.



2015 DRAFT PICKS



WR Amari Cooper, First Round, Fourth Overall

- Alabama's all-time leader in every major passing category, including receptions (228), receiving yards (3,463) and receiving TDs (31).

- Finished third in Heisman Trophy voting, won the Fred Biletnikoff Award and was a unanimous first-team All-American in 2014 after catching

124 passes for 1,727 yards and 16 TDs.

- One of just two Alabama players to record two 1,000-yard receiving seasons (2012 and 2014).

- Ranks near the top of the SEC record books in every major category, finishing third all-time in receptions, second all-time in receiving yards and tied for first in receiving TDs.



DE Mario Edwards Jr., Second Round, 35th Overall

- Three-year starter for the BCS Champion (2013) Florida State Seminoles, starting 26-of-36 games from 2012-14.

- Media and coaches named him to the All-ACC First Team as a junior, and coaches to the All-ACC Third Team in 2013.

- Near consensus top-rated high school prospect in the nation in 2012, being named the USA Today Defensive Player of the Year and a Parade All-American.

- Father, Mario, was also a star player at FSU and played five seasons as a cornerback in the NFL.




TE Clive Walford, Third Round, 68th Overall

- Started 35-of-49 games on way to becoming the seventh tight end in Miami (Fla.) history to total 1,000 yards.

- Set all major school tight end receiving records, totaling 121 receptions for 1,753 yards (14.5 avg.) and 14 TDs.

- Named a finalist for the John Mackey Award in his senior year, along with earning third-team All-American and second-team All-ACC honors.

- Did not start playing football until his senior year of high school.




G/C Jon Feliciano, Fourth Round, 128th Overall

- Extremely durable lineman, playing in 48 games with 46 starts over his four-year career at Miami (Fla.).

- Three-time All-ACC honorable mention from 2012-14.

- Showed great versatility, making starts at left tackle, left guard, right tackle and right guard over his four seasons.

- Helped the Hurricanes' offense produce over 430 total yards per game as a senior in 2014.




LB Ben Heeney, Fifth Round, 140th Overall

- Tallied 335 tackles (214 solo) in his career at Kansas, eighth best in school history.

- Owns two 100-tackle seasons and recorded at least 50 solo tackles in each of his last three seasons, leading the Big 12 in solo tackles as a senior.

- Earned All-Big 12 Second-Team honors in 2012 and 2013, before earning first-team recognition as a senior.

- First-team all-state running back at Hutchinson (Kan.) High School, totaling 2,083 yards and 39 TDs as a senior.




LB Neiron Ball, Fifth Round, 161st Overall

- Played four years at Florida, appearing in 45 games with 16 starts at linebacker.

- Forced to sit out the entire 2011 season after suffering an arteriovenous malformation (AVM) condition in the spring.

- After returning in 2012, named finalist for the Uplifting Athletes Rare Disease Champion Award and earned the Florida's Chris Patrick Courage Award.

- Named first-team all-state defensive line in Georgia Class AAA by the Atlanta Journal-Constitution coming out of high school in Jackson, Ga.



CB Dexter McDonald, Seventh Round, 242nd Overall

- Played three seasons (2011, 2013-14) at Kansas, spending one year at Butler (Kan.) Community College in 2012.

- A two-year starter at Kansas, totaled 81 tackles (58 solo) with a forced fumble, four INTs and 25 passes defended in 31 career games.

- Recorded two INTs and two passes defended in a 2014 win over Southeast Missouri State, earning him multiple defensive player of the week honors (Big 12, CFPA and Kansas).

- An All-Big 12 honorable mention (coaches) in 2013 and a pre-season second-team All-Big 12 selection (Phil Steele) in 2014.





TEAM NOTES

STUFFING THE RUN

"We're going to be really good against the run. I think we have a good front. It'll be hard for people to run it on us." - **Raiders Head Coach Jack Del Rio**, Sept. 28, 2015

The Raiders' run defense has proved Jack Del Rio right so far in 2015. Oakland has limited opponents to just 83.2 yards per game on the ground this year, third best in the NFL, and also rank fourth in the NFL in yards per rush, allowing just 3.6.

Additionally, the Raiders have not allowed a 100-yard rusher in nine straight games dating back to 2014. The last player to rush for 100 yards against Oakland was St. Louis Rams RB Tre Mason (117 yards) on Nov. 30, 2014.

NFL RUN DEFENSE

| Rank | Team | Rushing Yards Per Game |
|------|----------------|------------------------|
| 1. | Atlanta | 78.8 |
| 2. | NY Jets | 82.6 |
| 3. | Oakland | 83.2 |
| 4. | Buffalo | 87.2 |
| 5. | Denver | 89.2 |

| Rank | Team | Yards Per Rush |
|------|----------------|----------------|
| 1. | Jacksonville | 3.4 |
| 2. | NY Jets | 3.5 |
| 3. | Philadelphia | 3.5 |
| 4. | Oakland | 3.6 |
| 5. | Atlanta | 3.6 |

Since the Raiders returned to Oakland in 1995, the team limited the opposition to less than two yards per carry in a game only 13 times, including three in 2013 and twice in 2014. The 1.0 yards per carry allowed vs. Buffalo was the seventh time since 2012 that the Silver and Black have allowed an average of less than two yards per carry. Here is a look at the games:

| Date | Opponent | Rushing Yards | Attempts | Avg. |
|-----------------|---------------------|---------------|-----------|------------|
| 12/16/12 | Kansas City | 10 | 10 | 1.0 |
| 12/21/14 | Buffalo | 13 | 13 | 1.0 |
| 10/26/14 | at Cleveland | 39 | 25 | 1.6 |
| 9/10/12 | San Diego | 32 | 20 | 1.6 |
| 9/15/13 | Jacksonville | 34 | 19 | 1.8 |
| 10/27/13 | Pittsburgh | 35 | 19 | 1.8 |
| 10/6/13 | San Diego | 36 | 19 | 1.9 |



'COOP' AND 'CRAB'

In the Raiders' Week 2 win against the Baltimore Ravens, **WR Amari Cooper** (seven receptions, 109 yards and one touchdown) and **WR Michael Crabtree** (nine receptions, 111 yards and one touchdown) paced an offense that totaled 448 total yards. The duo became the first pair of Raiders receivers to each post 100 receiving yards in a game since Jan. 1, 2012. This also marks the first time since Dec. 31, 2005 that the Raiders had two receivers with 100 receiving yards and one touchdown each. Here are some other notes from 'Coop' and 'Crab' from the Week 2 win, as they both scored their first touchdowns as Raiders:

- Cooper had a breakout first half, catching five passes for 95 yards (19.0 avg.) with one touchdown by the intermission. Cooper is the first rookie in franchise history to catch at least five receptions, 95 yards and one touchdown in a half.
- Cooper set a Raiders record for receptions by a first-year player through his first two games, passing Jack Larscheid's total of nine through the Raiders' first two games in the inaugural 1960 seasons. He is also the first rookie in franchise history to catch at least five passes in each of his first two NFL games.
- With his nine receptions in Week 2 and four more in Week 3's win against the Cleveland Browns, Crabtree has now recorded at least three receptions in 71 of his 84 games throughout his career.



SPECIAL TEAMS SUCCESS

Under new **special teams coordinator Brad Seely**, the Raiders' special teams units have helped Oakland win the field position battle.

- On kickoffs returns, Oakland's average starting position is the 22.7-yard line, good for fifth in the NFL and first in the AFC. **RB Taiwan Jones** is averaging 30.3 yards per kickoff return.
- On kickoffs, the Raiders are forcing opponents to start their drives at the 20.1-yard line on average, a tally that ranks seventh in the NFL. **K Sebastian Janikowski** has 17 touchbacks on the year, sixth in the NFL.



TEAM NOTES

ROAD WIN AT CLEVELAND

Week 3's road win against the Cleveland Browns came with a few notes:

- The win snapped an 11-game road losing streak and a 16-game losing stretch in the Eastern time zone, marking the Raiders' first win in the east since Dec. 6, 2009 at Pittsburgh.
- Coupled with the team's win in Week 2, the Raiders won back-to-back games for the first time since Weeks 7-8 of the 2012 season (Oct. 21 vs. Jac. and Oct. 28 at KC).
- **QB Derek Carr** (314 passing yards), **RB Latavius Murray** (139 rushing yards) and **WR Amari Cooper** (134 receiving yards) on Sunday helped mark the first time since Oct. 31, 2010 vs. Seattle that the Raiders had a 300-yard passer, 100-yard rusher and 100-yard receiver.
- According to the NFL, no trio of players 25 years old or younger have produced more passing/rushing/receiving yards, respectively, as Carr, Murray and Cooper did in Week 3.

4 28 89

KEEPING CARR CLEAN

So far in 2015, the Raiders have kept **QB Derek Carr** relatively upright, as he has only been sacked seven times. Carr was not sacked in the team's opening game against Cincinnati nor in Week 3's win against Cleveland. Through five games, Oakland has only given up nine sacks on the year, tied for eighth in the league. Last season, the Silver and Black gave up only 28 sacks on the entire year, good for tied for sixth in the NFL.



2015 SCHEDULING NOTES

- This season marked the first time in 46 years (since 1969) that the Raiders opened their season with two consecutive home games. Oakland opened the 1969 season with home games against the Houston Oilers and Miami Dolphins.
- The Silver and Black opened the 2015 campaign with three straight games against AFC North opponents (Cincinnati, Baltimore and Cleveland). This marks the fourth time that the Raiders have opened their season with three straight opponents from the same division. The only time they opened against three straight teams not from the AFC West was in 1999 when the team opened with three straight teams from the NFC Central.
- The schedule includes seven games against playoff teams from 2014 and 11 games against teams with winning records last year.
- The Raiders will not face a divisional opponent until Week 5 when they host the Denver Broncos. Last season, the team did not take on an AFC West foe until Week 6.
- This season, the Raiders will have a Week 6 bye for the first time since 2001.
- The Raiders will close out the campaign with divisional matchups in four of their final five games. Two of those four games will be at O.co Coliseum.

MILES AND MILES

Factoring in three trips to the Eastern time zone and two more to the Central time zone, the Raiders will travel the third most miles in the NFL this season. According to Pro Football Reference, Oakland travels 26,336 miles in 2015, with three trips over 2,000 miles. The Raiders trail only the Miami Dolphins (26,452 miles, including a trip to London) and San Francisco 49ers (27,998) Here is a look at the teams that travel the most in 2015:

2015 TRAVELING BREAKDOWN

| Team | 2015 Traveling Miles | 2,000+ Mile Trips |
|-------------------------|----------------------|-------------------|
| San Francisco 49ers | 27,998 | 4 |
| Miami Dolphins* | 26,452 | 2 |
| Oakland Raiders^ | 26,336 | 3 |
| Seattle Seahawks | 25,086 | 1 |
| San Diego Chargers^ | 24,274 | 2 |
| Arizona Cardinals | 23,652 | 1 |
| Kansas City Chiefs*^ | 21,640 | 1 |
| Baltimore Ravens | 20,550 | 3 |
| Detroit Lions* | 20,272 | 1 |
| New York Jets* | 19,866 | 2 |
| Jacksonville Jaguars* | 19,101 | 1 |
| Dallas Cowboys | 17,148 | 0 |
| Cincinnati Bengals | 16,062 | 2 |
| Denver Broncos^ | 15,912 | 0 |

* - includes a trip to London

^ - AFC West team



TEAM NOTES

WINNING WAYS

The Raiders are among the elite teams in the NFL, ranking among the top eight from 1963-2015 in winning percentage of teams playing at least 500 games. The Raiders rank ninth with a .545 percentage since Al Davis was named head coach and general manager in 1963.

NFL WINNING PERCENTAGE 1963-2015 (MIN. 500 GAMES)


| Rank | Team | W | L | T | Pct. |
|------|---------------------|-----|-----|----|------|
| 1. | Dallas Cowboys | 469 | 327 | 3 | .589 |
| 2. | Pittsburgh Steelers | 453 | 339 | 8 | .571 |
| 3. | Miami Dolphins | 425 | 328 | 4 | .564 |
| 4. | Green Bay Packers | 436 | 350 | 14 | .554 |
| 5. | Minnesota Vikings | 436 | 354 | 9 | .551 |
| 6. | Denver Broncos | 436 | 355 | 9 | .551 |
| 7. | San Francisco 49ers | 434 | 356 | 11 | .549 |
| 8. | NE Patriots | 432 | 360 | 7 | .545 |
| 9. | Oakland Raiders | 430 | 358 | 11 | .545 |

ROAD WARRIORS

The Raiders are among the top-performing road teams in NFL history. The Silver and Black rank fifth since 1963 with a .484 winning percentage in games away from home.

TOP ROAD RECORDS 1963-2015 (MIN. 300 GAMES)

| Rank | Team | W | L | T | Pct. |
|------|----------------------|-----|-----|---|------|
| 1. | Dallas Cowboys | 206 | 192 | 1 | .518 |
| 2. | Indianapolis Colts | 199 | 198 | 2 | .501 |
| 3. | San Francisco 49ers | 194 | 203 | 3 | .489 |
| 4. | Miami Dolphins | 185 | 194 | 1 | .488 |
| 5. | Oakland Raiders | 189 | 202 | 8 | .484 |
| 6. | Pittsburgh Steelers | 187 | 209 | 4 | .473 |
| 7. | New England Patriots | 188 | 211 | 2 | .471 |
| 8. | Green Bay Packers | 180 | 212 | 7 | .460 |
| 9. | Philadelphia Eagles | 178 | 213 | 8 | .456 |
| 10. | Minnesota Vikings | 178 | 214 | 6 | .455 |



FRED BILETNIKOFF

Pro Football Hall of Famer **Fred Biletnikoff** is one of the most beloved Raiders of all-time. He is the second leading receiver in Raiders history, catching 589 passes for 8,974 and 76 touchdowns during his 14-year career as a Raider and the collegiate award given annually to the nation's top wide receiver is named after him. After not having a winner of Biletnikoff Award in more than a decade, the Raiders now have two on the team - **WR Amari Cooper** (2014 winner) and **WR Michael Crabtree** (2007 and 2008 winner). Oakland is one of three teams in the league (Detroit Lions and Jacksonville Jaguars) who have two winners of the award on their roster.

Cooper on Biletnikoff and meeting him at training camp this year: "He was a really great receiver and that award was something that I really wanted, that I really sought after my whole career in college. It was nice to finally meet him. It means a lot to just be in the NFL. To play for the team that Fred Biletnikoff played for is just a great feeling to try to continue that legacy."

Biletnikoff on having two winners of the Biletnikoff Award on the Raiders this season: "It's great. I'm excited about it. It means a helluva lot to me to have both of these guys on the team, with both of them winning the award. I have big expectations of those two guys and I'm so happy they're playing together and they're going to be a part of this team. They're going to make a big difference with this team, they really are."



In April 2015, Raiders **Owner Mark Davis** donated \$50,000 to Fred and Angela Biletnikoff and the Biletnikoff Foundation to help increase education in an effort to eradicate a horrible dilemma. In addition to monetary support, the Raiders will execute an extensive platform, including ongoing programs and public service campaigns to assist in preventing domestic violence and sexual assault.

"The Raiders are proud of our continuing commitment to raising awareness of this important issue that is close to the heart of the Raider family," said Davis. "We are excited to have the opportunity to work with this tremendous organization and assist them in reaching the ultimate goal, ending domestic violence and sexual assault."

The Biletnikoff Foundation is a non-profit organization dedicated to supporting youth, primarily from low to moderate income neighborhoods or backgrounds, who are "at risk," particularly to the realities of drug and alcohol addiction as well as domestic and gender violence. The mission of the Biletnikoff Foundation is to commemorate Tracey Biletnikoff's life and her untimely death and to enable young people to realize their full potential through the support of community and education programs that effectively address the related problems of substance abuse and gender violence.



TEAM NOTES

RAIDERS OFF THE FIELD/INTERESTING FACTS

- **General Manager Reggie McKenzie** has an identical twin brother, **Raleigh**, who is a college scout for the team. He also has a son, **Kahlil**, who is a freshman defensive lineman at Tennessee, his father's alma mater.
- **Head Coach Jack Del Rio**, who grew up in nearby Hayward, Calif., was a standout catcher on USC's baseball team and was drafted by the Toronto Blue Jays in 1981.
- **Assistant linebackers coach Brent Vieselmeier** coached Jack Del Rio's son, Luke, when he was the head coach at Valor Christian High School in Highlands Ranch, Colo., when Luke was the team's starting quarterback.
- **LB Ray-Ray Armstrong** and **WR Andre Debose** were high school teammates at Seminole High School in Sanford, Fla., and helped the team to a Class 6A title. Armstrong, playing quarterback, connected with Debose in the final seconds of the championship game to secure the victory.
- **QB Derek Carr** is the brother of former No. 1 overall pick of the Houston Texans, David. The two brothers started a training facility for all athletes in Southern California called Carr Elite.
- **DE Mario Edwards Jr.**'s father played in the NFL for five seasons from 2000-04. He also currently works at Florida State, where Mario Jr. went to school.
- **RB Roy Helu, Jr.**'s father was a captain on the U.S. national rugby team in the 1980's.
- **WR Andre Holmes'** brother, Jason, is a member of St. Kilda Football Club of the Australian Football League.
- **T Austin Howard** played basketball in college at Northern Iowa.
- **K Sebastian Janikowski** is a former member of the Polish national under-17 soccer team and turned down various pro soccer offers to enroll at Florida State.
- **T Donald Penn** was a Raider fan growing up in Inglewood, Calif., going to Raiders games as a kid in Los Angeles.
- **TE Mychal Rivera's** sister, Naya, was an actress on the hit TV show "Glee."
- **DE Justin Tuck** founded his R.U.S.H. for Literacy foundation in 2008 to bring the same opportunities that made him successful to low-income youth in New York, New Jersey, and Alabama. Focused on literacy, the program began with a simple book distribution, then grew to include an essay contest and supporting materials, as well as grantmaking.
- **T Menelik Watson** was born in Manchester, England and was raised there before attending Marist College to play basketball.
- **S Charles Woodson** is a wine entrepreneur, owning the wine label TwentyFour by Charles Woodson, leasing acres of vineyards in Napa Valley, Calif., a short distance from the Raiders' training-camp home.

RAIDERS WIN/LOSS BREAKDOWN

| | 2015 Season..... | | | | Jack Del Rio Career..... | | | |
|--|------------------|----------|------|------|--------------------------|----------|-------|-------|
| | Overall | vs. AFCW | Home | Road | Overall | vs. AFCW | Home | Road |
| Overall | 2-3 | 0-1 | 1-2 | 1-1 | 73-75 | 15-6 | 43-30 | 30-45 |
| On grass | 2-3 | 0-1 | 1-2 | 1-1 | 66-55 | 15-6 | 43-30 | 23-25 |
| On artificial surfaces | 0-0 | 0-0 | 0-0 | 0-0 | 7-20 | 0-0 | 0-0 | 7-20 |
| When scoring first | 2-0 | 0-0 | 1-0 | 1-0 | 50-14 | 10-0 | 31-5 | 19-9 |
| When opponent scores first | 0-3 | 0-1 | 0-2 | 0-1 | 22-62 | 5-6 | 12-25 | 10-37 |
| In overtime | 0-0 | 0-0 | 0-0 | 0-0 | 5-2 | 0-0 | 3-1 | 2-1 |
| When leading after first quarter | 1-0 | 0-0 | 0-0 | 1-0 | 40-10 | 8-0 | 24-4 | 16-6 |
| When leading at halftime | 1-1 | 0-1 | 0-1 | 1-0 | 39-24 | 10-2 | 24-8 | 15-16 |
| When leading after third quarter | 2-1 | 0-0 | 1-0 | 1-1 | 44-20 | 11-1 | 22-10 | 22-10 |
| When trailing after first quarter | 0-2 | 0-0 | 0-1 | 0-1 | 18-50 | 4-4 | 8-20 | 10-30 |
| When trailing at halftime | 0-2 | 0-0 | 0-1 | 0-1 | 21-36 | 3-3 | 12-15 | 9-21 |
| When trailing after third quarter | 0-2 | 0-1 | 0-2 | 0-0 | 12-38 | 1-4 | 9-12 | 3-26 |
| When tied at halftime | 1-0 | 0-0 | 1-0 | 0-0 | 13-15 | 2-1 | 7-7 | 6-8 |
| On Sunday | 2-3 | 0-1 | 1-2 | 1-1 | 69-70 | 15-6 | 40-26 | 29-44 |
| On Monday | 0-0 | 0-0 | 0-0 | 0-0 | 3-3 | 0-0 | 3-2 | 0-1 |
| On Thursday | 0-0 | 0-0 | 0-0 | 0-0 | 0-2 | 0-2 | 0-2 | 0-0 |
| On Saturday | 0-0 | 0-0 | 0-0 | 0-0 | 1-0 | 0-0 | 0-0 | 1-0 |
| Day games (before 5 p.m. PT) | 2-3 | 0-1 | 1-2 | 1-1 | 67-67 | 14-6 | 37-24 | 30-43 |
| Night games (after 5 p.m. PT) | 0-0 | 0-0 | 0-0 | 0-0 | 6-8 | 1-0 | 6-6 | 0-2 |
| When team had 100-yard rusher | 1-0 | 0-0 | 0-0 | 1-0 | 39-16 | 5-0 | 22-3 | 17-13 |
| When team had 100-yard receiver | 2-0 | 0-0 | 1-0 | 1-0 | 19-17 | 5-4 | 12-8 | 7-9 |
| When team had 300-yard passer | 2-0 | 0-0 | 1-0 | 1-0 | 10-7 | 4-1 | 6-3 | 4-4 |
| When opponent had 100-yard rusher | 0-0 | 0-0 | 0-0 | 0-0 | 7-21 | 4-4 | 3-5 | 4-16 |
| When opponent had 100-yard receiver | 2-2 | 0-1 | 1-2 | 1-0 | 24-25 | 5-2 | 13-12 | 11-13 |
| When opponent had 300-yard passer | 2-0 | 0-0 | 1-0 | 1-0 | 15-11 | 3-1 | 9-6 | 6-5 |



TEAM NOTES

RAIDERS QUICK FACTS

First Season: 1960 (American Football League)

Founding Co-owners and Directors: Y. Charles Soda, F. Wayne Valley, Robert L. Osborne, Don Blessing, Charles L. Harney, Roger D. Lapham, Jr., Wallace A. Marsh, William J. Hayes, Edward W. McGah

All-Time Record: Regular season: 439-391-11 (.529)
Postseason: 25-18 (.581)

AFL Championships: 1 - 1967

Super Bowl Championships: 3 - 1976, 1980, 1983

Division Titles: 17 - 1967-70, 1972-76, 1980, 1982-83, 1985, 1990, 2000-02

Conference: American Football Conference

Division: AFC West

Stadium: O.co Coliseum

Capacity: 56,063

Surface: Overseeded Bermuda

Year opened: 1966

League games: 294 (including 17 postseason)

Team Colors: Silver and Black

Radio: Flagship KGMZ [95.7 The Game] and nation-wide Raiders Radio Network [23 stations]

Preseason TV: KTVU-TV (Ch. 2) and KICU-TV (Ch. 36) in Bay Area

RAIDERS MEDIA WEBSITE

Last season, the Oakland Raiders introduced a media website, open to all members of the media, updated with content and publications from the Raiders media relations staff, including media guides, weekly releases, transcripts, post-game notes, flip cards and other information. In an effort to help media members with their coverage of the Raiders, the content will be updated on a daily basis. For any further questions, please contact a member of the Raiders media relations staff.

<http://media.raiders.com/>



CRAIG LONG AWARD

Last season, the Raiders introduced the **Craig Long Award**, presented to the player who best exemplifies professionalism and collaboration with the media at large. The award, chosen by a select group of local media and facilitated by the Oakland Raiders' media relations department, was won by DL Antonio Smith.

Craig Long, who passed away in 2007 at age 36, was a valuable member of the Oakland Raiders' public relations staff from 1997-2004. An Iowa native, Long fulfilled his childhood dream of working in the front office for his favorite team.

RAIDERS

RAIDERS EXCELLENCE

Each season, Raiders players vote on which teammate should receive the prestigious Commitment to Excellence Award, given to the Raider who best exemplifies hard work, leadership, and excellence on and off the field throughout the season. In 2014, **S Charles Woodson** was presented with the award following another standout season on the field, as well as impressive list of off-the-field work. It started as the Gorman Award in 1967 and was later renamed the Commitment to Excellence Award in 1983. Here is a look at the winners of the award since 1967:

| <u>Year</u> | <u>Winner</u> |
|-------------|--------------------------|
| 1967 | QB Daryle Lamonica |
| 1968 | C Jim Otto |
| 1969 | CB Willie Brown |
| 1970 | QB/K George Blanda |
| 1971 | C Jim Otto |
| 1972 | RB Marv Hubbard |
| 1973 | QB Ken Stabler |
| 1974 | QB Ken Stabler |
| 1975 | RB Pete Banaszak |
| 1976 | QB Ken Stabler |
| 1977 | RB Mark Van Eeghen |
| 1978 | TE Dave Casper |
| 1979 | TE Raymond Chester |
| 1980 | LB Ted Hendricks |
| 1981 | LB Rod Martin |
| 1983 | LB Rod Martin |
| 1984 | RB Marcus Allen |
| 1985 | RB Marcus Allen |
| 1986 | DT Bill Pickel |
| 1987 | RB Marcus Allen |
| 1988 | RB Marcus Allen |
| 1989 | DE Greg Townsend |
| 1990 | DE Greg Townsend |
| 1991 | S Ronnie Lott |
| 1992 | RB Marcus Allen |
| | CB Terry McDaniel |
| 1993 | WR Tim Brown |
| 1994 | CB Terry McDaniel |
| 1995 | WR Tim Brown |
| 1996 | QB Jeff Hostetler |
| 1997 | WR Tim Brown |
| | QB Jeff George |
| | DT Russell Maryland |
| 1998 | LB Greg Biekert |
| 1999 | WR Tim Brown |
| 2000 | QB Rich Gannon |
| 2001 | WR Tim Brown |
| | G Steve Wisniewski |
| 2002 | WR Tim Brown |
| 2003 | WR Jerry Rice |
| 2004 | WR Ronald Curry |
| | OL Barry Sims |
| 2005 | DE Derrick Burgess |
| 2006 | CB Nnamdi Asomugha |
| 2007 | RB Justin Fargas |
| 2008 | CB Nnamdi Asomugha |
| 2009 | RB Justin Fargas |
| | TE Zach Miller |
| 2010 | RB Rock Cartwright |
| 2011 | RB Rock Cartwright |
| 2012 | LS Jon Condo |
| 2013 | FB Marcel Reece |
| 2014 | S Charles Woodson |



PERFORMANCE CENTER

Upon the team's return from training camp in Napa this summer, the Raiders opened their Performance Center. The new Oakland Raiders Performance Center was custom built from the ground up, and will provide the training, nutrition and recovery needs of the entire organization. The new addition to the Raiders' Alameda headquarters will enable the team's strength and conditioning staff to maximize player performance and efficiently manage their time.

Performance Center Facts

- The Performance Center building slab was poured on June 11 and opened for team workouts on the morning of Aug. 25.
- The building is approximately 18,500 square feet. It is 25 feet tall at the ridge, 160 feet long and 100 feet wide.
- The building is heated and air conditioned. To assist with air flow there are six fans, produced by Big Ass Fans, and two louvered vented windows on the back of the building. There are also six 20-foot garage style glass doors that open up to the practice field.
- The building's walls are clad in 10-foot diamond plate inside with a four-foot diamond plate wainscoting on the exterior. The interior flooring is 18mm athletic flooring.
- The Raiders partnered with Gatorade to create and install a state-of-the-art Fuel Bar to assist with performance and recovery for players.
- The Performance Center includes an interior artificial turf field for use in walk-throughs and floor exercises. The field can also be used during inclement weather.
- The building is fully equipped with high-performance workout equipment from Sorinex, Keiser and Power Plate.
- Two new multidirectional football fields (178,000 square feet of sod) were installed immediately outside of the Performance Center.
- A bio retention field was installed to handle drain water as it comes off of the roof, ensuring that clean water is flowing into the Bay.





CHARLES WOODSON

A LEADER IN PICKS



S Charles Woodson, who posted nine interceptions when he won the NFL's Defensive Player of the Year award in 2009, is the NFL's active leader in interceptions. Woodson, who is in his 18th NFL campaign, has 64 interceptions, 21 more than DeAngelo Hall's 43. Woodson has five seasons with at least five picks in his Hall of Fame career.

Woodson also moved into sixth on the all-time interceptions list in 2015. Here is who is ahead of him:

ALL-TIME INTERCEPTION LEADERS

| Rank | Player | INTs |
|------------|------------------------|-----------|
| 1. | Paul Krause | 89 |
| 2. | Emlen Tunnell | 79 |
| 3. | Rod Woodson | 71 |
| 4. | Night Train Lane | 68 |
| 5. | Ken Riley | 65 |
| 6t. | Charles Woodson | 64 |
| 6t. | Ed Reed | 64 |

LONG-TERM HAWK

Remarkably, **S Charles Woodson** has intercepted at least one pass in each of his first 18 NFL seasons. Woodson has joined an elite company of just one other player to intercept a pass in at least 18 consecutive seasons. He is now in sole possession of second place on this list, trailing only Hall of Famer Darrell Green. Woodson has four seasons of at least seven interceptions in his career.

| Player | Consec. Seasons w/INT | Years |
|-------------------------|-----------------------|------------------|
| Darrell Green# | 19 | 1983-2001 |
| Charles Woodson* | 18 | 1998-2015 |
| Eugene Robinson | 16 | 1985-2000 |
| Willie Brown# | 16 | 1963-78 |

* - Still Active
- Hall of Famer

FIRST TO 50/20 AND 60/20

In Week 12 last season against Kansas City, **S Charles Woodson** achieved some history. With a third quarter sack of Chiefs QB Alex Smith, Woodson became the first player since sacks became an official statistic in 1982 to record 50 interceptions and 20 sacks for his career. Woodson is the only active player with at least 60 career picks and one of just 11 players in NFL history. His 20 sacks are tops among current defensive backs and make him just one of eight defensive backs to record at least 20 sacks for their career.



WOODSON QUICK HITS

- Only two players in football history have ever won a Heisman Trophy, Associated Press Rookie of the Year, Associated Press Player of the Year and a Super Bowl in their career. Charles Woodson is one of them. The other? Former Raiders RB Marcus Allen.
- Since 1995, only four players have won both the Associated Press Defensive Rookie of the Year and Associated Press Defensive Player of the Year awards in their career - Raiders **S Charles Woodson** (1998 & 2009), Ravens OLB Terrell Suggs (2003 & 2011), former Bears LB Brian Urlacher (2000 & 2005) and Panthers LB Luke Kuechly (2012 & 2013).
- Woodson posted an interception touchdown in six straight seasons (2006-11), becoming the first player in NFL history to do so. No other NFL player has accomplished the feat in more than four consecutive seasons.
- In 2009, Woodson became the fourth player in NFL history (since sacks became an official statistic in 1982) to record at least nine interceptions and two sacks in a single season.
- Is the only player in NFL history to post at least seven interceptions and two sacks in back-to-back seasons.
- Became the first NFL player (since sacks became an official statistic in 1982) to record two interceptions, an interception touchdown, a sack and a fumble recovery in the same game when he posted all of those statistics on 11/26/09 at Det.
- Became the first player in NFL history to record 60 interceptions and 20 sacks for his career on Dec. 21, 2014.
- Had two interceptions against Denver on Oct. 11, 2015. Woodson is the only player in NFL history with two interceptions in a game at age 39 or older. He is one of three players in NFL history with an interception at age 39 or older, joining Hall of Famer Darrell Green and Clay Matthews, Jr.**

TAKING IT TO THE HOUSE

The only thing better than forcing a turnover is turning it into a touchdown, and **S Charles Woodson** has done that just as well as anybody in the history of the NFL. Woodson is one interception-touchdown away from tying **assistant defensive backs coach Rod Woodson's** all-time mark, and just one defensive touchdown away from setting the all-time mark. With every touchdown going forward, Woodson will be adding a new note to the NFL record books.

NFL ALL-TIME INT-TDs

| Rank | Player | INT-TDs |
|------------|------------------------|-----------|
| 1. | Rod Woodson | 12 |
| 2t. | Charles Woodson | 11 |
| 2t. | Darren Sharper | 11 |

NFL ALL-TIME DEFENSIVE TDs

| Rank | Player | Defensive TDs |
|------------|------------------------|---------------|
| 1t. | Charles Woodson | 13 |
| 1t. | Rod Woodson | 13 |
| 1t. | Darren Sharper | 13 |
| 4. | Aeneas Williams | 12 |



KHALIL MACK

SILVER AND MACK



As the Raiders' first-round pick in the 2014 NFL Draft, **DE Khalil Mack** had lofty expectations in his rookie season and he met them all and more. Mack finished third in Associated Press Defensive Rookie of the Year voting, falling to St. Louis' DT Aaron Donald. Proving to be one of the NFL's best run defenders and generating pressure on quarterbacks that didn't always show up on the stat sheet, Mack was selected to the Pro Football Writers of America, Sports Illustrated and NFL.com All-Rookie Teams.

Mack was the **only rookie named to the 2014 USA Football All-Fundamentals Team**, on December 10, 2014, an honor awarded to 26 NFL players who exhibit exemplary football techniques for young players to emulate. The USA Football All-Fundamentals Team was assembled with guidance from a five-person selection committee: Charles Davis, Herm Edwards, Merrill Hoge, Carl Peterson, Bill Polian.

Last season, became the third Raider linebacker to start all 16 games in his rookie season, and the first to do so since General Manager Reggie McKenzie in 1985. Matt Millen also started all 16 games as a rookie in 1980. While most of Mack's success last year didn't always show up on the stat sheet, he'll look to improve on the below numbers, seeing a lot of time as a defensive end.

KHALIL MACK CAREER STATS

| Year | GP | GS | Total | Solo | Asst. | Sacks | Yds. | INTs | PD | FF |
|---------------|-----------|-----------|------------|-----------|-----------|------------|-------------|----------|----------|----------|
| 2014 | 16 | 16 | 84 | 59 | 25 | 4.0 | 29.0 | 0 | 4 | 1 |
| 2015 | 5 | 5 | 16 | 12 | 4 | 3.0 | 12.0 | 0 | 1 | 1 |
| Totals | 21 | 21 | 100 | 71 | 29 | 7.0 | 41.0 | 0 | 5 | 2 |

NO GUARANTEED GAINS

According to unofficial press box statistics, Mack totaled 75 tackles (59 solo) in 2014. Of those 75 tackles, 52 (69.3 percent) of them were made for a loss or within three yards of the line of scrimmage. Of his 59 solo tackles, 37 (62.7 percent) of those have been for a loss or within three yards of the line of scrimmage.

He finished second among defensive players in "stuffs" with 11.5 tackles at or behind the line of scrimmage, according to STATS LLC.

| Player | Total Tackles | Stuffs |
|---------------------------|---------------|-------------|
| J.J. Watt (Hou.) | 78 | 13.5 |
| Khalil Mack (Oak.) | 75 | 11.5 |
| Lavonte David (TB) | 146 | 11 |
| Michael Bennett (Sea.) | 38 | 10.5 |
| Corey Liuget (SD) | 57 | 10 |

Mack was tied for 10th in tackles for loss in the NFL with 16, according to unofficial press box statistics.

ROOKIES WITH MULTI-SACK GAMES

| Player | Date/Opponent |
|---------------------------|-------------------------------------|
| Devon Kennard (NYG) | 11/30/14 vs. Jac., 12/07/14 at Ten. |
| Jonathan Newsome (Ind.) | 11/03/14 at NYG, 11/30/14 vs. Was. |
| Khalil Mack (Oak.) | 12/07/14 vs. SF |
| Kasim Edebali (NO) | 10/26/14 vs. GB |
| Avery Williamson (Ten.) | 11/17/14 vs. Pit. |
| Timmy Jernigan (Bal.) | 12/14/14 vs. Jac. |

S'MACK" TALK

DE Khalil Mack's NFL career is still in its initial stages, but opposing coaches and players are already taking notice. Mack has made an impact on games as a run defender and pass rusher. Here are a few things players and coaches around the NFL have had to say about Mack:

"I loved him coming out of college. He's everything as advertised. He plays hard – run and pass equally well. He is just a hard-playing, dominate-type guy, a very physical-type player. He's one of those guys you have to account for at all times." - **Ravens Head Coach John Harbaugh, Sept. 16, 2015**

"If I needed a yard, I would run anywhere on planet Earth other than at Khalil Mack. That guy is the biggest hammer that I've seen for a while now playing that defensive end/outside linebacker kind of position." - **NBC Sunday Night Football Analyst Cris Collinsworth, Aug. 30, 2015**

"Khalil was definitely a guy that we thought was an instinctive player, an explosive player, a guy that we felt like his best football was ahead of him, because we felt like this is a guy that can really rush the passer and also probably drop into pass coverage, be a second-level defender." - **Texans Head Coach Bill O'Brien, Sept. 10, 2014**

"No. 52 [Khalil Mack] is a phenomenal player. He's a great pass rusher, but he's really good in the run game. We knew it was going to be a challenge." - **Cardinals QB Carson Palmer, Oct. 19, 2014**

"He was a guy that was definitely highly rated on our board. We thought a lot of him coming out. And sometimes you don't necessarily get the sack production and people can be fooled by that. We look at the effectiveness of a rusher – how much they're affecting the quarterback. They might not be getting the finish, they might be causing production for somebody else." - **Browns Head Coach Mike Pettine, Oct. 22, 2014**

"Talking to the guys in the locker room, he gained the respect of everybody on our team. That guy 52, Khalil Mack, is one of the best players we've gone against this year and that's a unanimous decision in that locker room. He gained all of our respect, and we knew coming in he was going to be a tough player." - **Browns QB Brian Hoyer, Oct. 26, 2014**


"Every week, one of the teams I watch early on is the Raider defense, and the reason I want to watch is Khalil Mack. He's not just one of the best rookies to come out, he's the best linebacker in the National Football League, and he is the best against the run." - **Former NFL RB and current ESPN analyst Merrill Hoge**





DEREK CARR

CARR AT THE HELM



QB Derek Carr was named the Raiders' starting quarterback heading into Week 1 last year, becoming the first rookie quarterback in franchise history to start in Week 1. Carr was leaned on heavily early in his career, completing the second most passes (348) by a rookie in NFL history. Praised for his poise and maturity as a young signal caller, Carr has already shown significant

growth in a number of key areas as he looks to improve on his 5-16 record as an NFL starter. Here is a brief look at Carr's career numbers through his first two seasons:

DEREK CARR CAREER STATISTICS

| Year | GP/GS. | W-L | Cmp. | Att. | Yards | TDs | INTs | Passer Rtg. |
|--------|--------|------|------|------|-------|-----|------|-------------|
| 2014 | 16/16 | 3-13 | 348 | 599 | 3,270 | 21 | 12 | 76.6 |
| 2015 | 5/5 | 2-3 | 103 | 162 | 1,171 | 8 | 3 | 93.9 |
| Career | 21/21 | 5-16 | 451 | 761 | 4,441 | 29 | 15 | 80.3 |

Carr has orchestrated **two fourth-quarter comebacks and game-winning drives** in his career, including a 17-play, 80-yard TD drive (7:21) against Kansas City to seal his first NFL win on Nov. 20, 2014. His second came on Sept. 20, 2015 vs. Baltimore, a 9-play, 80-yard TD drive (1:44).

Carr became the eighth rookie quarterback to attempt 500 passes in a season, as he **owns the fewest INTs (12) and the fourth highest completion percentage (58.1)** in that group.

Carr became the 14th quarterback since the 16-game season was adopted in 1978 to start every game of his rookie campaign. He and his brother, David Carr (2002), comprise the only pair of siblings to have accomplished the feat.

TDs, NOT TURNOVERS

Carr has consistently been able to find the end zone in his short career, posting 29 TD passes in 21 career starts. His 21 TDs as a rookie have him tied with Cam Newton for the fifth most by a rookie since 1960.

- Carr has posted **nine multi-TD performances**, tied with Tom Flores for **the most by a Raider through his first two seasons**.
- On Oct. 12, 2014, Carr became the **first Raiders rookie to throw four TDs in a game**, and the **first NFL rookie to throw four TDs in a game against the Chargers**.

Even more impressive is the fact that Carr has posted these scores while giving up only 15 INTs in 761 career passing attempts (2.0 percent), the **seventh best INT rate in the NFL since 2014**. Additionally, his **1.93 TD-INT ratio ranks 12th in the NFL since 2014**.

- As a rookie, Carr **threw the fewest INTs (12) of any NFL rookie with at least 500 pass attempts**.
- In 2014, Carr had **six games with at least 30 attempts and zero INTs**, tying him with Andy Dalton (2011) for **the most such outings by a rookie since 1960**.
- Carr has **three games with at least 30 completions and zero INTs**, tied with Drew Bledsoe and Nick Foles for **the most such games by a player in his first two NFL seasons**.

LEADING THE CLASS

As a rookie in 2014, **Carr** led his draft class in completions (348), passing yards (3,270) and touchdowns (21). His prolific rookie campaign ranks among the best in NFL annals. Now in his second season, he continues to excel compared to both the 2014 draft class and the NFL in general.

| Category | Carr | 2014 Class Rank | Carr (2014) | All-time Rookie Rank |
|---------------|-------|-----------------|-------------|----------------------|
| Completions | 451 | 1st | 348 | 2nd |
| Passing Yards | 4,441 | 2nd | 3,270 | 10th |
| Passing TDs | 29 | 1st | 21 | T-5th |
| QB Rating | 80.3 | 2nd | 76.6 | 14th |

300 YARDS AND 100 RATING

Carr has **eclipsed the 300-yard mark three times** in his career, more than any other Raider through his first two seasons. The Raiders are 2-0 this season when Carr reaches the 300-yard milestone. Here is a look at his 300-yard performances:

CARR'S 300-YARD PASSING GAMES

| Date | Opp. | Yards | Att./Cmp. | TDs | Passer Rtg. | Result |
|----------|----------|-------|-----------|-----|-------------|----------|
| 10/26/14 | at Cle. | 328 | 34/54 | 1 | 86.0 | L, 13-23 |
| 09/20/15 | vs. Bal. | 351 | 30/46 | 3 | 100.9 | W, 37-33 |
| 09/27/15 | at Cle. | 314 | 20/32 | 2 | 115.9 | W, 27-20 |

- On Oct. 26, 2014, he threw for 328 yards against Cleveland and **became the first Raiders rookie with a 300-yard game**.
- In Weeks 2 and 3 of this season, Carr became the **first Raider to throw for 300 yards in back-to-back games since Carson Palmer in 2012** (351 yards vs. Bal., 314 yards at Cle.).

Carr has also posted a **passer rating of at least 100 points in four games** (3-1 record). Here is a look at those outings:

CARR'S 100-PLUS PASSER RATING GAMES

| Date | Opp. | Passer Rtg. | Yards | TDs | INTs | Result |
|----------|----------|-------------|-------|-----|------|----------|
| 12/07/14 | vs. SF | 140.2 | 254 | 3 | 0 | W, 24-13 |
| 09/27/15 | at Cle. | 115.9 | 314 | 2 | 0 | W, 27-20 |
| 10/12/14 | vs. SD | 107.7 | 282 | 4 | 1 | L, 28-31 |
| 09/20/15 | vs. Bal. | 100.9 | 351 | 3 | 1 | W, 37-33 |

- On Dec. 7, 2014, Carr posted a rating of 140.2, **the seventh best rating in franchise history** and the **fourth highest by a first-year player** since the 1970 AFL-NFL merger.

RED ZONE EFFICIENCY

When the Raiders have gotten inside the red zone over the last two years, they have been able to count on young **QB Derek Carr**, who has established himself as one of the league's elite red zone passers. According to TruMedia, Carr leads all NFL quarterbacks with a total QBR of 90.8 inside the red zone since the beginning of the 2014 season. Carr's TD-INT ratio of 23.0 also ranks tied for fourth during that span, with an impressive 23 TDs to just one INT in his career. This season, Carr has thrown five TDs in the red zone, including a game-winning 12-yard strike to WR Seth Roberts in the Week 2 victory over the Baltimore Ravens.


RED ZONE QBR RANKINGS SINCE 2014 (TRUMEDIA)

| Player | QBR | Cmp. | Att. | Cmp. % | Yds. | TDs | INT |
|------------------|------|------|------|--------|------|-----|-----|
| Derek Carr | 90.8 | 34 | 58 | 58.6 | 211 | 23 | 1 |
| Ryan Fitzpatrick | 90.3 | 36 | 59 | 61.0 | 251 | 19 | 1 |
| Tony Romo | 88.8 | 42 | 67 | 62.7 | 321 | 22 | 1 |
| T. Bridgewater | 83.2 | 21 | 33 | 63.6 | 160 | 10 | 1 |
| Aaron Rodgers | 82.1 | 68 | 124 | 54.8 | 385 | 35 | 1 |



AMARI COOPER

FIRST-ROUNDER



WR Amari Cooper was tabbed as the Raiders' first-round draft pick in the 2015 NFL Draft and the fourth-overall selection. He was the highest wide receiver taken in the draft and the first receiver taken by Oakland in the first round since 2009. Despite the hype, the even-keeled Cooper has garnered rave reviews from his college playing days and so far in his young NFL career. While enjoying one of the most dominant careers a wide receiver has ever had at the college level, Cooper is already seeing that success translate to the NFL.

AMARI COOPER 2015 STATS

| GP | GS | Rec. | Yds. | Avg. | Lg. | TD | YAC |
|----|----|------|------|------|-----|----|-----|
| 5 | 5 | 28 | 386 | 13.8 | 68t | 2 | 236 |

AMARI COOPER 2015 ROOKIE RANKINGS

| Rec. | Yds. | TD | YAC (WRs) |
|------|------|-------|-----------|
| 1st | 1st | T-1st | 1st |

RAIDERS FRANCHISE ROOKIE RANKINGS

| Rec. | Yds. | TD | YAC (WRs Since 2001) |
|--------|--------|--------|----------------------|
| T-17th | T-20th | T-20th | 1st |

Age Not a Factor: In Week 2, Cooper became the youngest Raiders wide receiver and second youngest player in franchise history to catch a TD pass (Darren McFadden, 21 years and 88 days). In Week 3, Cooper also became the youngest player in franchise history to return a punt at 21-years and 102-days old.

EXPLOSIVE AFTER CATCH

In 2015, Cooper leads all NFL wide receivers in yards after catch (YAC) with 236 and ranks eighth overall in yards after contact with 81, according to TruMedia.

In records dating back to 2001, Cooper has the most yards after catch and yards after contact of any rookie wide receiver through five games, as Greg Jennings (Green Bay, 2003) had the next highest YAC total through five games (175).

Cooper needs just 245 more YAC to tie Odell Beckham, Jr. (New York Giants, 2014) for the most YAC by a rookie wide receiver since 2001. Cooper needs 210 YAC to tie Jarvis Landry (Miami, 2014) for the highest 16-game rookie total (446).

TWO 100-YARD GAMES

In his first three games, Cooper had two 100-yard outings, including a career-high 134 yards in Week 3 against Cleveland.

Cooper joins DeSean Jackson (2008) as the only NFL rookies in the past 30 years with two 100-yard receiving games in their team's first three games.

In Week 2 vs. Baltimore (7 rec., 109 yds, 1 TD), Cooper and WR Michael Crabtree became the first Raiders receiving duo with 100 yards and one touchdown each since Dec. 31, 2005.

In Week 3 at Cleveland (8 rec., 134 yds), Cooper became the first Raider rookie with 100 receiving yards in back-to-back games since James Jett (Nov. 21-28, 1993). The last Raider to do it was Randy Moss in 2005.

RECORD RECEPTION PACE

Cooper has hauled in **28 receptions through five games**, setting a pace that threatens several NFL and franchise receiving records. His **five-game catch total** is the **fourth highest by a rookie in the last 10 years**. Here is a look at how Cooper's catches compare through five games:

MOST RECEPTIONS BY ROOKIE THROUGH FIRST 5 GAMES (SINCE 1960)

| Rank | Player | Team | Year | Receptions |
|--------------|---------------------|-------------|-------------|------------|
| T-3rd | Deion Branch | NE | 2002 | 32 |
| T-3rd | Brandin Cooks | NO | 2014 | 32 |
| T-5th | Earl Cooper | SF | 1980 | 30 |
| T-5th | Eddie Royal | Den. | 2008 | 30 |
| 7th | Keith Jackson | Phi. | 1988 | 29 |
| T-8th | Amari Cooper | Oak. | 2015 | 28 |
| T-8th | Andre Johnson | Hou. | 2003 | 28 |

- Cooper is the first Raiders rookie with two games of at least seven receptions.
- He is the fourth NFL rookie since 1960 with at least four catches in each of his first five games (Reggie Bush, James Jones and Charles Rogers).
- Cooper has seven more catches through five games than the next highest Raiders rookie - Marcus Allen (21 in 1982).

Six-Game Milestone:

Cooper needs three receptions to set the franchise mark for catches through six games (30, three times; last: James Jones in 2014).

ALL-TIME PRODUCTION

In his first five NFL games, Cooper has already begun rewriting the NFL record books, especially when it comes to hot starts by rookie wideouts. Here is where Cooper's yardage output ranks among NFL rookies through their first five NFL games since the 1970 AFL-NFL merger:

MOST REC. YARDS BY ROOKIE THROUGH FIRST 5 GAMES (SINCE 1970)

| Rank | Player | Team | Year | Rec. Yds | Rec. |
|-----------|---------------------|-------------|-------------|------------|-----------|
| 4. | Willie Gault | Chi. | 1983 | 406 | 15 |
| 5. | A.J. Green | Cin. | 2011 | 402 | 24 |
| 6. | Louis Lipps | Pit. | 1984 | 401 | 20 |
| 7. | Andre Johnson | Hou. | 2003 | 395 | 28 |
| 8. | Amari Cooper | Oak. | 2015 | 386 | 28 |

Cooper is exactly halfway to setting the Raiders' franchise rookie mark for receiving yards of 771, set by James Jett in 1993. Cooper only needs to average 35.0 yards per game over his final 11 games to tie that record.

QUOTES ON COOPER

"He is a pro. He is a legit pro and he's been a pro even when he wasn't a pro. He is gym rat who just only wants to play football. On the field, he's just polished. ... He is smart enough and savvy enough to do a lot of things, and that's great. If he's the kind of player that the Raiders think and a lot of other people around the NFL think, then you're going to have to find ways to get him out of double coverage, and moving him around will help." - **NFL Network reporter Ian Rapoport**

"They have their new Tim Brown. He's very much like Tim Brown, very explosive, got speed to burn, really going to strike fear into the opposing team." - **Pro Football Hall of Fame and former Raiders WR Jerry Rice**



SEBASTIAN JANIKOWSKI

ALL-TIME RAIDER

In Week 5 vs. Denver, **K Sebastian Janikowski** passed Hall of Famer and former Raiders WR Tim Brown and moved into first place on the Raiders' all-time games played list. Janikowski, who has played in 241 games, was originally drafted by the team in the first round (17th overall) of the 2000 NFL Draft. Since 2000, Janikowski has missed only four games over his career (two in 2000, one in 2001 and one in 2011). Including postseason play, Janikowski has played in 248 games in Silver and Black for his career.

Moving up the all-time games played list for a franchise as historic as the Raiders takes longevity, and Janikowski has it. Here is the top four Raiders on the all-time games played list heading into this week's game:

| Rank | Player | Years | Games |
|------|-----------------------------|----------------|------------|
| 1. | Sebastian Janikowski | 2000-15 | 241 |
| 2. | Tim Brown | 1988-2003 | 240 |
| 3. | Gene Upshaw | 1967-81 | 217 |
| 4. | Jim Otto | 1960-74 | 210 |

HITTING FROM A DISTANCE

Known for his booming leg, **K Sebastian Janikowski** is in historic company when it comes to long-distance field goals. With four more field goals over 50 yards, Janikowski will pass Jason Hanson's mark of 52.

Since 2001, Janikowski has connected on 49 field goals of 50-or-more yards. The next closest player on that list is Josh Brown, who has made only 35 field goals of 50-or-more yards.

Of his 15 completed seasons in the NFL, Janikowski has made at least two field goals of 50-or-more yards in 11 of those seasons. His career percentage from 50-plus yards is 56.6 percent, including connecting on 7-of-10 from distance in 2011.

| Rank | Player | NFL Seasons | 50+ FGs |
|------|-----------------------------|-------------|-----------|
| 1. | Jason Hanson | 21 | 52 |
| 2. | Sebastian Janikowski | 16 | 49 |
| 3. | John Kasay | 20 | 42 |
| 4. | Morten Andersen | 25 | 40 |
| 5. | Jason Elam | 17 | 39 |



GAME-WINNERS

K Sebastian Janikowski kicked two game-winning field goals in 2012. His 43-yard field goal as time expired against the Steelers on Sept. 23, 2012 marked his 12th career game-winning field goal, and his overtime game-winner against Jacksonville came from 40 yards out and marked the 13th of his career. Below are Janikowski's career game-winning field goals:

| Date | Opp. | Dist. | Time Left | Final |
|----------|---------|-------|-----------|-------|
| 10/15/00 | at KC | 43 | 0:25 | 20-17 |
| 10/29/00 | at SD | 24 | 0:13 | 15-13 |
| 09/09/01 | at KC | 31 | 0:15 | 27-24 |
| 09/14/03 | Cin. | 39 | 0:09 | 23-20 |
| 09/28/03 | SD | 46 | *5:01 | 34-31 |
| 11/07/04 | at Car. | 19 | 0:06 | 27-24 |
| 11/20/05 | at Was. | 19 | 1:08 | 16-13 |
| 10/19/08 | NYJ | 57 | *2:30 | 16-13 |
| 11/22/09 | Cin. | 33 | 0:15 | 20-17 |
| 11/07/10 | KC | 33 | *12:07 | 20-20 |
| 12/24/11 | at KC | 36 | *12:47 | 16-13 |
| 09/23/12 | Pit. | 43 | 0:00 | 34-31 |
| 10/21/12 | Jac. | 40 | *12:54 | 26-23 |

**Denotes overtime*

RACKING UP THE POINTS

K Sebastian Janikowski is the Raiders' all-time scoring leader with 1,609 career points, just the 16th player in NFL history to total 1,600 points.

Janikowski has posted eight seasons of 100-or-more points in his career, including a personal- and franchise-high of 142 in 2010. He has never totaled less than 70 points in any full campaign.

He has scored in at least 80 consecutive games twice in his career, tallying at least one point in 93 straight games from 2000-05 and 83 straight games from 2009-14.

As a rookie in 2000, Janikowski set the franchise's rookie scoring record with 112 points.

PINPOINT ACCURACY

K Sebastian Janikowski has been nearly automatic throughout his career, connecting on 80.2 percent of his field goal attempts, which is the 12th best percentage of any kicker with at least 400 career field goal attempts.

Janikowski has connected on 204 straight extra point attempts, including all 11 this season at the new extra point attempt distance.

Janikowski has totaled nine seasons with at least an 80 percent field goal conversion rate, including a high of 91.2 percent in 2012, when he was named a first alternate for the Pro Bowl.

11



INDIVIDUAL NOTES

SACK ARTIST



In an effort to bolster the pass rush, Oakland signed proven pass rusher **DE Justin Tuck** before the 2014 campaign. Tuck, who owns 66.5 career sacks, joined the Raiders after nine seasons with the New York Giants. He helped the Giants win two Super Bowls during his tenure, while earning two trips to the Pro Bowl and two Associated Press All-Pro selections (one first team and one second team).

NFL SACK LEADERS (SINCE 2007)

| Rank | Player | Sacks |
|------------|------------------------------|-------------|
| 8t. | OLB Trent Cole (Ind.) | 72.5 |
| 8t. | OLB Tamba Hali (KC) | 72.5 |
| 10. | OLB James Harrison (Pit.) | 68.5 |
| 11. | OLB Terrell Suggs (Bal.) | 66.5 |
| 12. | DE Justin Tuck (Oak.) | 65.5 |
| 13. | LB Clay Matthews (GB) | 64.0 |
| 14. | DE Charles Johnson (Car.) | 63.5 |
| 15. | DE Cameron Wake (Mia.) | 63.0 |

DOUBLE DIGIT SACKS

With 11.0 sacks in 2013, **DE Justin Tuck** recorded the fourth double-digit sack season of his career. The 11.0 sacks (9.5 of which came over the final six games) were the third highest total of his career. Here is a look at Tuck's season-by-season sack numbers, with the double-digit campaigns bolded:

JUSTIN TUCK SEASON-BY-SEASON SACKS

| Season | Sacks |
|---------------|-------------|
| 2005 | 1.0 |
| 2006 | 0.0 |
| 2007 | 10.0 |
| 2008 | 12.0 |
| 2009 | 6.0 |
| 2010 | 11.5 |
| 2011 | 5.0 |
| 2012 | 4.0 |
| 2013 | 11.0 |
| 2014 | 5.0 |
| 2015 | 1.0 |
| Totals | 66.5 |

SUPER BOWL PERFORMER

In the biggest game there is in football, **DE Justin Tuck** has performed. He has played in two Super Bowls, and has two Super Bowl rings. He ranks in the top five of career sacks in the Super Bowl (since 1982) with four. Here is a look at his career stat lines in the big game:

JUSTIN TUCK SUPER BOWL STATS

| GP | GS | Total | Solo | Asst. | Sacks | Yds. | FF |
|----|----|-------|------|-------|-------|------|----|
| 2 | 1 | 9 | 8 | 1 | 4.0 | 24.0 | 1 |

SMITH'S SACKS



LB Aldon Smith joined the Raiders on Sept. 11 of this year looking to make an impact for the Silver and Black. Throughout his career, Smith has been a disruptive force for opposing offensive lines and quarterbacks, as he has notched 45.5 sacks in just 55 games played. He has also risen to the occasion in the postseason, recording 5.5 sacks in eight postseason contests.

Career Honors

2011: Defensive Rookie of the Year by Pro Football Writers of America, All-Rookie Team by PFWA, USA Today's All-Joe Team, Linebacker of the Year by NFL Alumni, NFL Defensive Rookie of the Month (October and December/January), Pepsi NFL Rookie of the Week (Week 5 and Week 6)

2012: Associated Press first-team All Pro, PFWA first-team All Pro, Sporting News All Pro, ESPN All Pro, 2013 Pro Bowl starter, NFC Defensive Player of the Month (November), NFC Defensive Player of the Week (Week 11), USA Football All-Fundamentals Team

Career Highlights

- Posted 33.5 sacks in his first two NFL seasons, the most by a player in their first two years in NFL history and are the most by any player in consecutive seasons in 49ers history.
- From 2011-14, his 44 career sacks were eighth most in the NFL during that span.
- Reached 30.5 sacks in just 27 games, marking the least amount of games for any player in NFL history to hit the 30-sack plateau.
- His 19.5 sacks in 2012 led the NFC and set a San Francisco single-season record.

MOST SACKS IN FIRST TWO SEASONS IN NFL HISTORY

| Rank | Player | Years | Sacks |
|-----------|--------------------|----------------|-------------|
| 1. | Aldon Smith | 2011-12 | 33.5 |
| 2. | Reggie White | 1985-96 | 31.0 |
| 3t. | Derrick Thomas | 1989-90 | 30.0 |
| 3t. | Von Miller | 2011-12 | 30.0 |

MOST SACKS BY A ROOKIE IN NFL HISTORY


| Rank | Player | Year | Sacks |
|-----------|--------------------|-------------|-------------|
| 1. | Jevon Kearse | 1999 | 14.5 |
| 2. | Aldon Smith | 2011 | 14.0 |
| 3. | Dwight Freeney | 2002 | 13.0 |

During the 2012 season, he pledged \$5,099 for each sack earned to be split between the Boys and Girls Clubs of the Peninsula and the Boys and Girls Clubs of San Francisco. As a product of the Boys and Girls Clubs himself growing up, his 19.5 total sacks resulted in a donation of \$99,432 to help support the children and teens in the community by keeping them safe, academically focused, physically and emotionally healthy and equipped with job-readiness skills.



INDIVIDUAL NOTES

MAN IN THE MIDDLE



LB Curtis Lofton was signed as a free agent this offseason, solidifying the Raiders defense up the middle. Lofton, who has made stops with the Atlanta Falcons and New Orleans Saints, is a tackling machine, recording at least 100 tackles in each of his first seven NFL seasons. He also set a career high and Saints franchise record with 185 tackles last season. Below is a look at his career

numbers:

CURTIS LOFTON YEAR-BY-YEAR TACKLES


| Year | Total | Solo | Assist |
|---------------|--------------|------------|------------|
| 2008 | 108 | 67 | 41 |
| 2009 | 160 | 118 | 42 |
| 2010 | 142 | 101 | 41 |
| 2011 | 167 | 101 | 66 |
| 2012 | 157 | 94 | 63 |
| 2013 | 139 | 83 | 56 |
| 2014 | 185 | 125 | 60 |
| 2015 | 37 | 24 | 13 |
| Totals | 1,095 | 713 | 382 |

In just three seasons with the Saints (2012-14), Lofton had a big impact. Two of his tackle totals from those seasons ranked in the franchise's top three tackle seasons.


NEW ORLEANS SAINTS SINGLE-SEASON TACKLE TOTALS

| Player | Year | Tackles |
|----------------------|-------------|------------|
| Curtis Lofton | 2014 | 185 |
| Winfred Tubbs | 1997 | 160 |
| Curtis Lofton | 2012 | 157 |
| Sam Mills | 1994 | 155 |
| Jonathan Vilma | 2008 | 151 |

MEAT AND POTATOES



Over the last two offseasons, the Raiders' interior defensive line got a sizeable upgrade. Oakland drafted **DT Justin Ellis** (6-foot-2, 335 pounds) in the fourth round of the 2014 NFL Draft and signed **DT Dan Williams** (6-foot-2, 330 pounds) as an unrestricted free agent this past offseason.




Tasked with fortifying the Raiders' run defense, "meat and potatoes" are among the biggest interior defensive linemen in the league. The Raiders have held their opponent to less than two yards per rush in a game seven times since 2012, and they will look to add to that number in 2015 with Ellis and Williams clogging the middle.

"We call them 'meat and potatoes.' They eat up that middle and they send that running back to the high side and create that gap and create that push-back that we need in the middle to make it bounce. It's going to be fun, it's going to be fun, and we like to play football like that." - **Raiders DE Khalil Mack**

"So to be able to have [Williams and Ellis] and those guys in the front, we feel like you shouldn't be able to run the ball on us. Really, if you put those guys up there, we should be a pretty stout defense. That's what we're counting on." - **Raiders S Charles Woodson**

DJ AT CORNER




The Raiders' first-round selection (No. 12 overall) in the 2013 NFL Draft, **CB DJ Hayden** has come a long way. After suffering a life-threatening injury to his heart in November 2012, Hayden played a major role in Oakland's defensive makeover. In his rookie year, Hayden recorded 29 tackles and two PD. In the Week 5 win vs. San Diego, Hayden hauled in his first NFL interception, picking off Philip Rivers in the end zone to stop a potential Chargers scoring drive. His season was cut short due to a groin injury on Nov. 20, 2013.

DJ HAYDEN CAREER STATS

| Year | GP | GS | Total | Solo | Asst. | INTs | PD | FF | FR |
|---------------|-----------|-----------|-----------|-----------|-----------|----------|-----------|----------|----------|
| 2013 | 8 | 2 | 29 | 23 | 6 | 1 | 2 | 1 | 0 |
| 2014 | 10 | 8 | 45 | 37 | 8 | 1 | 16 | 0 | 0 |
| 2015 | 5 | 5 | 23 | 19 | 4 | 0 | 3 | 0 | 0 |
| Totals | 23 | 15 | 97 | 79 | 18 | 2 | 21 | 1 | 0 |

DYNAMIC TJ



Bay Area-native **CB TJ Carrie** was drafted by the Raiders in the seventh round of the 2014 NFL Draft and immediately showed he belongs. Carrie proved to be one of Oakland's most versatile players last season, contributing on defense and special teams. Not only did he handle his assignment as one of the team's top cornerbacks, he also served as the team's primary punt returner and took over returning kickoffs midway through the season.

TJ CARRIE CAREER STATS

| Year | GP | GS | Total | Solo | Asst. | INTs | PD | FF | FR |
|---------------|-----------|----------|-----------|-----------|-----------|----------|-----------|----------|----------|
| 2014 | 13 | 4 | 48 | 40 | 8 | 1 | 12 | 1 | 1 |
| 2015 | 5 | 5 | 19 | 15 | 4 | 0 | 4 | 1 | 0 |
| Totals | 18 | 9 | 67 | 55 | 12 | 1 | 16 | 2 | 1 |

CAREER PUNT RETURNS

| Year | No. | Yds. | Avg. | Lg. | TD |
|---------------|-----------|------------|------------|-----------|----------|
| 2014 | 26 | 195 | 7.5 | 27 | 0 |
| 2015 | 8 | 60 | 7.5 | 22 | 0 |
| Totals | 34 | 255 | 7.5 | 27 | 0 |

SUPER BOWL XLVIII MVP




Coming over from the Seattle Seahawks in the offseason, **LB Malcolm Smith** has big-game pedigree. Appearing in eight postseason games over the last three years, Smith has totaled 27 tackles (16 solo), two interceptions, two passes defended and one fumble recovery. In Seattle's win over the Denver Broncos in Super Bowl XLVIII, Smith earned Super Bowl MVP honors after posting nine tackles (five solo), one fumble recovery and one interception returned 69 yards for a touchdown. Smith also intercepted 49ers QB Colin Kaepernick in the final seconds of the 2014 NFC Championship Game, clinching a victory over San Francisco and a Super Bowl berth.



INDIVIDUAL NOTES

MURRAY MAKES HISTORY



RB Latavius Murray emerged onto the scene late in 2014, totaling 424 rushing yards on 82 carries (5.2 avg.) in six games since Week 11. Murray, who spent the 2013 season on the reserve/injured list, made a name for himself in his sophomore campaign, getting the majority of the carries down the stretch last season.

In Week 12 against Kansas City, Murray burst onto the scene on national television, producing 112 rushing yards on just four carries (28.0 avg.) and two touchdowns before leaving the game due to injury. Here are a few notes from Murray's breakthrough performance:

Murray scored his first career touchdown on an 11-yard run around the left end in the first quarter and added a 90-yard rushing touchdown in the second quarter. Murray finished with four carries for 112 yards (28.0 avg.) and two touchdowns, making him the Raiders' first 100-yard rusher since Marcel Reece ran for 123 yards at NYJ on 12/8/13.

Murray is the first player in NFL history to gain at least 110 rushing yards on five or fewer carries in a game, posting four rushes for 112 yards (28.0 avg.) and two touchdowns, all in the first half.

Murray's 11-yard touchdown run in the first quarter was the first rushing touchdown allowed by the Kansas City Chiefs in their last 12 games (12/22/13 vs. Ind.). It was also the Raiders' third rushing touchdown of the season and the first since 10/19 vs. Arizona.

Murray's 90-yard touchdown run was the Raiders' second rushing touchdown of 90-plus yards since 1998 and the longest by a Raider since Terrelle Pryor's 93-yard score against the Steelers on Oct. 27, 2013.


Murray's 90-yard touchdown was the longest offensive scoring play in the NFL in 2014 and the fourth rushing touchdown of 90-plus yards in Raiders history (last: Terrelle Pryor's 93-yard score vs. Pit., 10/27/13).

-----2015-----

So far in 2015, Murray has 336 rushing yards on 80 carries (4.2 avg.) with a long of 54 and two touchdowns. Here are some notes on Murray's start:

- His 139 rushing yards in Week 3 at Cleveland are tied for the highest mark in the AFC this season.
- His 54-yard run in Week 3 is the sixth longest rush in the league this season.
- His 336 rushing yards are seventh in the AFC and 13th in the NFL.
- His 434 yards from scrimmage are 16th among NFL running backs.

THE LEAD BACK



Since 2009, **FB Marcel Reece** has been lethal out of the backfield when it comes to picking up big yards through the air. Reece, who is first in the NFL during this time in average yards per reception among active RBs and FBs, averages 10.1 yards per catch.

REC. AVG. LEADERS AMONG RBs/FBs (SINCE 2009, MIN. 100 REC.)

| Rank | Player | Avg. | Rec. | Yds. |
|------|---------------------|-------------|------------|--------------|
| 1. | Marcel Reece | 10.1 | 189 | 1,908 |
| 2. | DeAngelo Williams | 9.8 | 105 | 1,032 |
| 3. | Danny Woodhead | 9.8 | 208 | 2,040 |
| 4. | Joique Bell | 9.7 | 144 | 1,395 |
| 5. | Shane Vereen | 9.6 | 128 | 1,237 |

In Week 5 against Denver, Reece moved into third place on the franchise's all-time receiving yards list by a running back or fullback.

| Rank | Player | Rec. Yards. |
|------|---------------------|--------------|
| 1. | Marcus Allen | 4,258 |
| 2. | Clem Daniels | 3,291 |
| 3. | Marcel Reece | 1,908 |
| 4. | Charlie Garner | 1,905 |

Reece is also moving up the franchise's all-time list for receptions by a running back or fullback. Currently in sixth, Reece will look to move into the top five this season.

| Rank | Player | Rec. | Yds. | Avg. | TDs |
|------|---------------------|------------|--------------|-------------|-----------|
| 1. | Marcus Allen | 446 | 4,258 | 9.5 | 18 |
| 2t. | Darren McFadden | 211 | 1,769 | 8.4 | 5 |
| 2t. | Charlie Garner | 211 | 1,905 | 9.0 | 7 |
| 4. | Clem Daniels | 201 | 3,291 | 16.4 | 24 |
| 5. | Hewitt Dixon | 190 | 1,750 | 9.2 | 10 |
| 6. | Marcel Reece | 189 | 1,908 | 10.1 | 11 |





INDIVIDUAL NOTES

CRAB CROSSES THE BAY



When the Raiders signed **WR Michael Crabtree** in April, they immediately upgraded their offense with a proven performer. After being selected by the San Francisco 49ers in the first round (10th overall) of the 2009 NFL Draft, Crabtree has caught at least one pass in each of his 84 games played. Before joining the NFL ranks, "Crab"

turned in one of the most prolific receiving careers in college football history, winning the Biletnikoff Award - given to the nation's most outstanding wide receiver - in each of his two seasons at Texas Tech. He was the first and only player to win the coveted award twice.

Career Highlights

- Became the first 49ers player since WR Terrell Owens in 2003 to post a 1,000-yard receiving season, tallying a career year in 2012 with 85 receptions for 1,105 yards and nine touchdowns.
- Registered two 100-yard receiving games in the 2012 postseason with three touchdown receptions.
- Has registered at least three receptions in 71 of his 84 career games.

Awards and Honors

- Named to USA Today's All-Joe Team in 2012

2015 Highlights

- In Week 2, Crabtree (nine rec., 111 yards) and WR Amari Cooper (seven rec., 109 yards) became the first pair of Raiders receivers to each post 100 receiving yards and a touchdown in a game since 2005.

Career Statistics

| Year | Team | GP | GS | Rec. | Yds. | Avg. | Lg. | TD |
|---------------|------|-----------|-----------|------------|--------------|-------------|------------|-----------|
| 2009 | SF | 11 | 11 | 48 | 625 | 13.0 | 50 | 2 |
| 2010 | SF | 16 | 15 | 55 | 741 | 13.5 | 60t | 6 |
| 2011 | SF | 15 | 14 | 72 | 874 | 12.1 | 52t | 4 |
| 2012 | SF | 16 | 16 | 85 | 1,105 | 13.0 | 49t | 9 |
| 2013 | SF | 5 | 5 | 19 | 284 | 14.9 | 60 | 1 |
| 2014 | SF | 16 | 16 | 68 | 698 | 10.3 | 51 | 4 |
| 2015 | Oak. | 5 | 5 | 27 | 318 | 11.8 | 37 | 1 |
| Totals | | 84 | 82 | 374 | 4,645 | 12.4 | 60t | 27 |



RIVERA STEPS UP



TE Mychal Rivera proved to be one of **QB Derek Carr's** favorite targets last season, as he finished second on the team with 58 receptions and third with 534 receiving yards. Since being drafted in the sixth round of the 2013 NFL Draft, Rivera has emerged as the Raiders' primary tight end, providing a security blanket for quarterbacks. In

Week 14 vs. San Francisco in 2014, Rivera posted a career high with 109 receiving yards on seven catches and one touchdown, becoming the first Raiders tight end since 2012 to eclipse 100 yards receiving in a game.

MYCHAL RIVERA CAREER STATS

| Year | GP | GS | Rec. | Yards | Avg. | TDs |
|---------------|-----------|-----------|------------|--------------|------------|----------|
| 2013 | 16 | 3 | 38 | 407 | 10.7 | 4 |
| 2014 | 16 | 10 | 58 | 534 | 9.2 | 4 |
| 2015 | 5 | 0 | 9 | 64 | 7.1 | 0 |
| Totals | 37 | 13 | 105 | 1,005 | 9.6 | 8 |



DURABLE PENN



T Donald Penn joined the Raiders prior to the 2014 season after he was released from the Tampa Bay Buccaneers. Last season, Penn was widely considered one of the better left tackles in the league and helped Oakland yield only 28 sacks on the year, good for sixth in the NFL.


Since 2007, Penn has been one of the most durable players in the NFL. He has played in 133 consecutive games and started 129 consecutive games. Both of the totals are second in the NFL during that time frame among offensive lineman. His streak is now in its ninth season in 2015.

Originally signed by the Minnesota Vikings as an undrafted free agent in 2006 out of Utah State - where he started 44 consecutive games - Penn earned Pro Bowl honors after the 2010 season, when he helped the Buccaneers to one of the best offensive seasons in franchise history.



INDIVIDUAL NOTES

PUNTING KING



In his first season as the Raiders' punter in 2013, **P Marquette King** put up numbers among the NFL's best in both gross and punting yards. With 4,107 punting yards, King finished sixth in the league and led the NFL in gross punting with an average of 48.9.

King continued his punting success into his second season in 2014, ranking at the top of the league in punts, punting yards and punts inside the opponents' 20-yard line. In 2014, he set Raider franchise records for punts (109) and punting yards (4,930). He led the league in both categories.

| Rank | Player | Punts |
|------|-----------------------|------------|
| 1. | Marquette King | 109 |
| 2. | Bryan Anger | 94 |
| 3. | Spencer Lanning | 93 |

| Rank | Player | Punting Yards |
|------|-----------------------|---------------|
| 1. | Marquette King | 4,930 |
| 2. | Bryan Anger | 4,464 |
| 3. | Spencer Lanning | 4,119 |

In Week 2 of 2015, Marquette King eclipsed the 200-punt mark for his career, putting him in some elite company. Of all NFL players with at least 200 punts through their first four NFL seasons, King has the third best punting average with 46.8 yards per punt.


| Rank | Player | Avg. |
|------|---------------------------------|-------------|
| 1. | Thomas Morstead (2009-12) | 47.1 |
| 2. | Bryan Anger (2012-15) | 46.9 |
| 3. | Marquette King (2012-15) | 46.8 |
| 4. | Glenn Dobbs (1946-49) | 46.4 |
| 5. | Johnny Hekker (2012-15) | 46.3 |

HISTORICAL PUNTER

In 2013, **P Marquette King** became the third punter in franchise history to lead the league in gross punting with an average of 48.9. It was the eighth time since 1974 that a Raiders punter has led the league in the category. Shane Lechler accomplished the feat four times, and newly-inducted Hall of Famer Ray Guy did it three times. Below is a look at the seasons a Raiders punter has led the league in gross average:

| Season | Player | Avg. |
|-------------|-----------------------|-------------|
| 2013 | Marquette King | 48.9 |
| 2009 | Shane Lechler | 51.1 |
| 2007 | Shane Lechler | 49.1 |
| 2004 | Shane Lechler | 46.7 |
| 2003 | Shane Lechler | 46.9 |
| 1977 | Ray Guy | 43.3 |
| 1975 | Ray Guy | 43.8 |
| 1974 | Ray Guy | 42.2 |

STEADY SNAPPER



LS Jon Condo has been a constant for the Raiders' special teams for many years. Condo has appeared in 133 consecutive games for the Silver and Black, snapping on field goal attempts and punts. He also has 39 career special teams tackles.

- He has earned two trips to the Pro Bowl, in 2009 and 2011.
- Has two fumble recoveries on special teams.
- Hasn't missed a game since taking over the team's long-snapping duties in 2007.



SPECIALISTS

Since **P Marquette King** took over the punting duties in 2013, the trio of **LS Jon Condo**, **K Sebastian Janikowski** and King have played in 37 consecutive games together.



7 11 59



DEPTH CHART

OFFENSE

| | | | |
|-----------|------------------------|-------------------------|-------------------------|
| WR | 15 Michael Crabtree | 10 Seth Roberts | 19 Walt Powell |
| LT | 72 Donald Penn | 69 Khalif Barnes | |
| LG | 66 Gabe Jackson | <u>68 Jon Feliciano</u> | |
| C | 61 Rodney Hudson | 70 Tony Bergstrom | |
| RG | 76 J'Marcus Webb | <u>68 Jon Feliciano</u> | |
| RT | 77 Austin Howard | 73 Matt McCants | |
| TE | 86 Lee Smith | 81 Mychal Rivera | <u>88 Clive Walford</u> |
| WR | <u>89 Amari Cooper</u> | 80 Rod Streater | 18 Andre Holmes |
| QB | 4 Derek Carr | 14 Matt McGloin | |
| RB | 28 Latavius Murray | 22 Taiwan Jones | 26 Roy Helu, Jr. |
| FB | 45 Marcel Reece | 49 Jamize Olawale | |

DEFENSE

| | | | |
|------------|-----------------------------|--------------------------|---------------------------|
| DE | <u>97 Mario Edwards Jr.</u> | 96 Denico Autry | [91 Justin Tuck] |
| DT | 90 Dan Williams | 98 C.J. Wilson | |
| NT | 78 Justin Ellis | 92 Stacy McGee | |
| DE | 52 Khalil Mack | 95 Benson Mayowa | |
| OLB | 99 Aldon Smith | 57 Ray-Ray Armstrong | 56 Lorenzo Alexander |
| MLB | 50 Curtis Lofton | <u>51 Ben Heeney</u> | |
| OLB | 53 Malcolm Smith | <u>58 Neiron Ball</u> | |
| CB | 25 DJ Hayden | 31 Neiko Thorpe | <u>21 Dexter McDonald</u> |
| CB | 29 David Amerson | 39 Keith McGill | |
| S | 24 Charles Woodson | <u>37 Tevin McDonald</u> | |
| S | 38 TJ Carrie | 42 Larry Asante | |

SPECIAL TEAMS

| | | |
|-----------|-------------------------|----------------|
| P | 7 Marquette King | |
| K | 11 Sebastian Janikowski | |
| H | 7 Marquette King | |
| LS | 59 Jon Condo | 86 Lee Smith |
| KR | 22 Taiwan Jones | 19 Walt Powell |
| PR | 38 TJ Carrie | 19 Walt Powell |

Underline: Rookie

[Brackets]: Injured

PRONUNCIATION GUIDE

| | | |
|---|--|--|
| 42 Larry Asante ah-SAHN-tay | 26 Roy Helu , Jr. huh-L00 | 49 Jamize Olawale juh-MAZE |
| 96 Denico Autry duh-KNEE-co | 11 Sebastian Janikowski . jan-ah-COW-skee | oh-lah-WALL-ee |
| 58 Neiron Ball..... nurr-ON | 52 Khalil Mack KAH-leel | 81 Mychal Rivera MIKE-uhl |
| 69 Khalif Barnes..... kuh-LEEF | 95 Benson Mayowa may-OH-uh | 99 Aldon Smith ALL-dun |
| 68 Jon Feliciano fuh-LEE-see-ah-no | 28 Latavius Murray..... lah-TAY-vee-us | 31 Neiko Thorpe KNEE-co |
| | | 76 J'Marcus Webb juh-MAR-cuss |



NUMERICAL ROSTER

| No. | Name | Pos. | Ht. | Wt. | Birthdate | Age | Exp. | School | Hometown | Acq. |
|-----|----------------------|-------|------|-----|-----------|-----|------|----------------------|-----------------------|----------------|
| 4 | Derek Carr | QB | 6-3 | 215 | 03/28/91 | 24 | 2 | Fresno State | Bakersfield, Calif. | D2-'14 |
| 7 | Marquette King | P | 6-0 | 195 | 10/26/88 | 26 | 4 | Fort Valley State | Macon, Ga. | FA-'12 |
| 10 | Seth Roberts | WR | 6-2 | 195 | 02/22/91 | 24 | 1 | West Alabama | Moultrie, Ga. | FA-'14 |
| 11 | Sebastian Janikowski | K | 6-1 | 265 | 03/02/78 | 37 | 16 | Florida State | Daytona Beach, Fla. | D1-'00 |
| 14 | Matt McGloin | QB | 6-1 | 210 | 12/02/89 | 25 | 3 | Penn State | Scranton, Pa. | FA-'13 |
| 15 | Michael Crabtree | WR | 6-1 | 215 | 09/14/87 | 28 | 7 | Texas Tech | Dallas, Texas | UFA-'15 (SF) |
| 18 | Andre Holmes | WR | 6-4 | 210 | 06/16/88 | 27 | 4 | Hillsdale | Elk Grove, Ill. | W-'13 (NE) |
| 19 | Walt Powell | WR | 6-0 | 190 | 11/23/91 | 23 | 2 | Murray State | St. Louis, Mo. | FA-'15 |
| 21 | Dexter McDonald | CB | 6-1 | 200 | 11/30/91 | 23 | R | Kansas | Kansas City, Mo. | D7c-'15 |
| 22 | Taiwan Jones | RB | 6-0 | 195 | 07/26/88 | 27 | 5 | Eastern Washington | Antioch, Calif. | D4b-'11 |
| 24 | Charles Woodson | S | 6-1 | 210 | 10/07/76 | 39 | 18 | Michigan | Fremont, Ohio | FA-'13 |
| 25 | DJ Hayden | CB | 5-11 | 190 | 06/27/90 | 25 | 3 | Houston | Houston, Texas | D1-'13 |
| 26 | Roy Helu, Jr. | RB | 5-11 | 220 | 12/07/88 | 26 | 5 | Nebraska | Danville, Calif. | UFA-'15 (Was.) |
| 28 | Latavius Murray | RB | 6-3 | 230 | 01/18/90 | 25 | 3 | UCF | Nedrow, N.Y. | D6b-'13 |
| 29 | David Amerson | CB | 6-1 | 205 | 12/08/91 | 23 | 3 | North Carolina State | Greensboro, N.C. | W-'15 (Was.) |
| 31 | Neiko Thorpe | CB | 6-1 | 200 | 02/01/90 | 25 | 3 | Auburn | Tucker, Ga. | FA-'14 |
| 37 | Tevin McDonald | S | 5-11 | 195 | 07/17/92 | 23 | R | Eastern Washington | Fresno, Calif. | FA-'15 |
| 38 | TJ Carrie | CB | 6-0 | 205 | 07/28/90 | 25 | 2 | Ohio | Antioch, Calif. | D7a-'14 |
| 39 | Keith McGill | CB | 6-3 | 210 | 03/09/89 | 26 | 2 | Utah | La Mirada, Calif. | D4b-'14 |
| 42 | Larry Asante | S | 6-0 | 210 | 03/07/88 | 27 | 4 | Nebraska | Alexandria, Va. | FA-'14 |
| 45 | Marcel Reece | FB | 6-1 | 250 | 06/23/85 | 30 | 6 | Washington | Inglewood, Calif. | FA-'08 |
| 49 | Jamize Olawale | FB/RB | 6-1 | 240 | 04/17/89 | 26 | 3 | North Texas | North Beach, Calif. | FA-'12 |
| 50 | Curtis Lofton | LB | 6-0 | 245 | 06/02/86 | 29 | 8 | Oklahoma | Kingfisher, Okla. | FA-'15 |
| 51 | Ben Heeney | LB | 6-0 | 230 | 05/13/92 | 23 | R | Kansas | Hutchinson, Kan. | D5a-'15 |
| 52 | Khalil Mack | DE | 6-3 | 250 | 02/22/91 | 24 | 2 | Buffalo | Fort Pierce, Fla. | D1-'14 |
| 53 | Malcolm Smith | LB | 6-0 | 225 | 07/05/89 | 26 | 5 | USC | Northridge, Calif. | UFA-'15 (Sea.) |
| 56 | Lorenzo Alexander | LB | 6-1 | 245 | 05/31/83 | 32 | 9 | California | Berkeley, Calif. | FA-'15 |
| 57 | Ray-Ray Armstrong | LB | 6-3 | 220 | 03/05/91 | 24 | 3 | Miami (Fla.) | Sanford, Fla. | W-'14 (StL.) |
| 58 | Neiron Ball | LB | 6-3 | 235 | 08/20/92 | 23 | R | Florida | Jackson, Ga. | D5b-'15 |
| 59 | Jon Condo | LS | 6-3 | 240 | 08/26/81 | 34 | 9 | Maryland | Philipsburg, Pa. | FA-'06 |
| 61 | Rodney Hudson | C | 6-2 | 300 | 07/12/89 | 26 | 5 | Florida State | Mobile, Ala. | UFA-'15 (KC) |
| 66 | Gabe Jackson | G | 6-3 | 335 | 07/12/91 | 24 | 2 | Mississippi State | Liberty, Miss. | D3-'14 |
| 68 | Jon Feliciano | G/C | 6-4 | 325 | 02/10/92 | 23 | R | Miami (Fla.) | Davie, Fla. | D4-'15 |
| 69 | Khalif Barnes | T/G | 6-6 | 320 | 04/21/82 | 33 | 11 | Washington | Spring Valley, Calif. | UFA-'09 (Jac.) |
| 70 | Tony Bergstrom | C/G | 6-5 | 315 | 08/06/86 | 29 | 4 | Utah | Salt Lake City, Utah | D3-'12 |
| 72 | Donald Penn | T | 6-4 | 315 | 04/27/83 | 32 | 10 | Utah State | Inglewood, Calif. | FA-'14 |
| 73 | Matt McCants | T/G | 6-6 | 310 | 08/18/89 | 26 | 3 | UAB | Mobile, Ala. | FA-'13 |
| 76 | J'Marcus Webb | G | 6-7 | 330 | 08/08/88 | 27 | 5 | West Texas A&M | Mesquite, Texas | FA-'15 |
| 77 | Austin Howard | T | 6-7 | 330 | 03/22/87 | 28 | 6 | Northern Iowa | Davenport, Iowa | UFA-'14 (NYJ) |
| 78 | Justin Ellis | DT | 6-2 | 335 | 12/27/90 | 24 | 2 | Louisiana Tech | Monroe, La. | D4a-'14 |
| 80 | Rod Streater | WR | 6-2 | 195 | 02/09/88 | 27 | 4 | Temple | Burlington, N.J. | FA-'12 |
| 81 | Mychal Rivera | TE | 6-3 | 245 | 09/08/90 | 25 | 3 | Tennessee | Valencia, Calif. | D6c-'13 |
| 86 | Lee Smith | TE | 6-6 | 265 | 11/21/87 | 27 | 5 | Marshall | Powell, Tenn. | UFA-'15 (Buf.) |
| 88 | Clive Walford | TE | 6-4 | 250 | 10/01/91 | 24 | R | Miami (Fla.) | Belle Glade, Fla. | D3-'15 |
| 89 | Amari Cooper | WR | 6-1 | 210 | 06/17/94 | 21 | R | Alabama | Miami, Fla. | D1-'15 |
| 90 | Dan Williams | DT | 6-2 | 330 | 06/01/87 | 28 | 6 | Tennessee | Memphis, Tenn. | UFA-'15 (Ari.) |
| 91 | Justin Tuck | DE | 6-5 | 265 | 03/29/83 | 32 | 11 | Notre Dame | Kellyton, Ala. | UFA-'14 (NYG) |
| 92 | Stacy McGee | DT | 6-3 | 310 | 01/17/90 | 25 | 3 | Oklahoma | Muskogee, Okla. | D6d-'13 |
| 95 | Benson Mayowa | DE | 6-3 | 240 | 08/03/91 | 24 | 3 | Idaho | Inglewood, Calif. | W-'14 (Sea.) |
| 96 | Denico Autry | DL | 6-5 | 270 | 07/15/90 | 25 | 2 | Mississippi State | Albemarle, N.C. | FA-'14 |
| 97 | Mario Edwards Jr. | DE | 6-3 | 280 | 01/25/94 | 21 | R | Florida State | Gautier, Miss. | D2-'15 |
| 98 | C.J. Wilson | DL | 6-3 | 290 | 03/30/87 | 28 | 6 | East Carolina | Pinetown, N.C. | FA-'15 |
| 99 | Aldon Smith | LB | 6-4 | 265 | 09/25/89 | 26 | 5 | Missouri | Raytown, Mo. | FA-'15 |

Practice Squad

| | | | | | | | | | | |
|----|-----------------|----|------|-----|----------|----|---|------------------|-----------------------|--------------|
| 5 | Garrett Gilbert | QB | 6-4 | 230 | 07/01/91 | 24 | 1 | SMU | Austin, Texas | FA-'15 |
| 16 | DeAndre Carter | WR | 5-8 | 190 | 04/10/93 | 22 | R | Sacramento State | San Jose, Calif. | FA-'15 |
| 30 | SaQwan Edwards | CB | 6-0 | 200 | 05/13/92 | 23 | R | New Mexico | Houston, Texas | FA-'15 |
| 32 | Keenan Lambert | S | 6-0 | 210 | 02/28/92 | 23 | R | Norfolk State | Norfolk, Va. | W-'15 (Sea.) |
| 40 | Rajion Neal | RB | 5-11 | 220 | 03/28/92 | 23 | 1 | Tennessee | Tyrone, Ga. | FA-'15 |
| 74 | Mitch Bell | G | 6-3 | 345 | 09/12/92 | 23 | R | Louisiana Tech | Houston, Texas | FA-'15 |
| 75 | Shelby Harris | DE | 6-2 | 290 | 08/11/91 | 24 | 1 | Illinois State | Milwaukee, Wis. | D7b-'14 |
| 82 | Gabe Holmes | TE | 6-5 | 255 | 03/29/91 | 24 | R | Purdue | Miramar, Fla. | FA-'15 |
| 93 | Leon Orr | DT | 6-5 | 320 | 02/11/92 | 23 | R | Florida | New Port Richey, Fla. | FA-'15 |
| 94 | Max Valles | DE | 6-4 | 250 | 08/05/94 | 21 | R | Virginia | Sicklerville, N.J. | D6-'15 |

Reserve/Injured - Designated for Return

| | | | | | | | | | | |
|----|------------|---|-----|-----|----------|----|---|---------------|------------------|----------------|
| 20 | Nate Allen | S | 6-0 | 210 | 11/30/87 | 27 | 6 | South Florida | Cape Coral, Fla. | UFA-'15 (Phi.) |
|----|------------|---|-----|-----|----------|----|---|---------------|------------------|----------------|

Reserve/Injured

| | | | | | | | | | | |
|----|----------------|----|-----|-----|----------|----|---|---------------|---------------------|---------|
| 43 | Jimmy Hall | S | 6-1 | 230 | 11/18/91 | 23 | R | Northwestern | Toledo, Ohio | FA-'15 |
| 71 | Menelik Watson | T | 6-5 | 315 | 12/22/88 | 26 | 3 | Florida State | Manchester, England | D2-'13 |
| 84 | Andre Debose | WR | 6-0 | 190 | 09/12/90 | 25 | R | Florida | Sanford, Fla. | D7b-'15 |

As of October 20, 2015



ALPHABETICAL ROSTER

| No. | Name | Pos. | Ht. | Wt. | Birthdate | Age | Exp. | School | Hometown | Acq. |
|-----|-----------------------|-------|------|-----|-----------|-----|------|----------------------|-----------------------|----------------|
| 56 | Alexander, Lorenzo | LB | 6-1 | 245 | 05/31/83 | 32 | 9 | California | Berkeley, Calif. | FA-'15 |
| 29 | Amerson, David | CB | 6-1 | 205 | 12/08/91 | 23 | 3 | North Carolina State | Greensboro, N.C. | W-'15 (Was.) |
| 57 | Armstrong, Ray-Ray | LB | 6-3 | 220 | 03/05/91 | 24 | 3 | Miami (Fla.) | Sanford, Fla. | W-'14 (StL.) |
| 42 | Asante, Larry | S | 6-0 | 210 | 03/07/88 | 27 | 4 | Nebraska | Alexandria, Va. | FA-'14 |
| 96 | Autry, Denico | DL | 6-5 | 270 | 07/15/90 | 25 | 2 | Mississippi State | Albemarle, N.C. | FA-'14 |
| 58 | Ball, Neiron | LB | 6-3 | 235 | 08/20/92 | 23 | R | Florida | Jackson, Ga. | D5b-'15 |
| 69 | Barnes, Khalif | T/G | 6-6 | 320 | 04/21/82 | 33 | 11 | Washington | Spring Valley, Calif. | UFA-'09 (Jac.) |
| 70 | Bergstrom, Tony | C/G | 6-5 | 315 | 08/06/86 | 29 | 4 | Utah | Salt Lake City, Utah | D3-'12 |
| 4 | Carr, Derek | QB | 6-3 | 215 | 03/28/91 | 24 | 2 | Fresno State | Bakersfield, Calif. | D2-'14 |
| 38 | Carrie, TJ | CB | 6-0 | 205 | 07/28/90 | 25 | 2 | Ohio | Antioch, Calif. | D7a-'14 |
| 59 | Condo, Jon | LS | 6-3 | 240 | 08/26/81 | 34 | 9 | Maryland | Philipsburg, Pa. | FA-'06 |
| 89 | Cooper, Amari | WR | 6-1 | 210 | 06/17/94 | 21 | R | Alabama | Miami, Fla. | D1-'15 |
| 15 | Crabtree, Michael | WR | 6-1 | 215 | 09/14/87 | 28 | 7 | Texas Tech | Dallas, Texas | UFA-'15 (SF) |
| 97 | Edwards Jr., Mario | DE | 6-3 | 280 | 01/25/94 | 21 | R | Florida State | Gautier, Miss. | D2-'15 |
| 78 | Ellis, Justin | DT | 6-2 | 335 | 12/27/90 | 24 | 2 | Louisiana Tech | Monroe, La. | D4a-'14 |
| 68 | Feliciano, Jon | G/C | 6-4 | 325 | 02/10/92 | 23 | R | Miami (Fla.) | Davie, Fla. | D4-'15 |
| 25 | Hayden, DJ | CB | 5-11 | 190 | 06/27/90 | 25 | 3 | Houston | Houston, Texas | D1-'13 |
| 51 | Heeney, Ben | LB | 6-0 | 230 | 05/13/92 | 23 | R | Kansas | Hutchinson, Kan. | D5a-'15 |
| 26 | Helu, Jr., Roy | RB | 5-11 | 220 | 12/07/88 | 26 | 5 | Nebraska | Danville, Calif. | UFA-'15 (Was.) |
| 18 | Holmes, Andre | WR | 6-4 | 210 | 06/16/88 | 27 | 4 | Hillsdale | Elk Grove, Ill. | W-'13 (NE) |
| 77 | Howard, Austin | T | 6-7 | 330 | 03/22/87 | 28 | 6 | Northern Iowa | Davenport, Iowa | UFA-'14 (NYJ) |
| 61 | Hudson, Rodney | C | 6-2 | 300 | 07/12/89 | 26 | 5 | Florida State | Mobile, Ala. | UFA-'15 (KC) |
| 66 | Jackson, Gabe | G | 6-3 | 335 | 07/12/91 | 24 | 2 | Mississippi State | Liberty, Miss. | D3-'14 |
| 11 | Janikowski, Sebastian | K | 6-1 | 265 | 03/02/78 | 37 | 16 | Florida State | Daytona Beach, Fla. | D1-'00 |
| 22 | Jones, Taiwan | RB | 6-0 | 195 | 07/26/88 | 27 | 5 | Eastern Washington | Antioch, Calif. | D4b-'11 |
| 7 | King, Marquette | P | 6-0 | 195 | 10/26/88 | 26 | 4 | Fort Valley State | Macon, Ga. | FA-'12 |
| 50 | Lofton, Curtis | LB | 6-0 | 245 | 06/02/86 | 29 | 8 | Oklahoma | Kingfisher, Okla. | FA-'15 |
| 52 | Mack, Khalil | DE | 6-3 | 250 | 02/22/91 | 24 | 2 | Buffalo | Fort Pierce, Fla. | D1-'14 |
| 95 | Mayowa, Benson | DE | 6-3 | 240 | 08/03/91 | 24 | 3 | Idaho | Inglewood, Calif. | W-'14 (Sea.) |
| 73 | McCants, Matt | T/G | 6-6 | 310 | 08/18/89 | 26 | 3 | UAB | Mobile, Ala. | FA-'13 |
| 21 | McDonald, Dexter | CB | 6-1 | 200 | 11/30/91 | 23 | R | Kansas | Kansas City, Mo. | D7c-'15 |
| 37 | McDonald, Tevin | S | 5-11 | 195 | 07/17/92 | 23 | R | Eastern Washington | Fresno, Calif. | FA-'15 |
| 92 | McGee, Stacy | DT | 6-3 | 310 | 01/17/90 | 25 | 3 | Oklahoma | Muskogee, Okla. | D6d-'13 |
| 39 | McGill, Keith | CB | 6-3 | 210 | 03/09/89 | 26 | 2 | Utah | La Mirada, Calif. | D4b-'14 |
| 14 | McGloin, Matt | QB | 6-1 | 210 | 12/02/89 | 25 | 3 | Penn State | Scranton, Pa. | FA-'13 |
| 28 | Murray, Latavius | RB | 6-3 | 230 | 01/18/90 | 25 | 3 | UCF | Nedrow, N.Y. | D6b-'13 |
| 49 | Olawale, Jamize | FB/RB | 6-1 | 240 | 04/17/89 | 26 | 3 | North Texas | Long Beach, Calif. | FA-'12 |
| 72 | Penn, Donald | T | 6-4 | 315 | 04/27/83 | 32 | 10 | Utah State | Inglewood, Calif. | FA-'14 |
| 19 | Powell, Walt | WR | 6-0 | 190 | 11/23/91 | 23 | 2 | Murray State | St. Louis, Mo. | FA-'15 |
| 45 | Reece, Marcel | FB | 6-1 | 250 | 06/23/85 | 30 | 6 | Washington | Inglewood, Calif. | FA-'08 |
| 81 | Rivera, Mychal | TE | 6-3 | 245 | 09/08/90 | 25 | 3 | Tennessee | Valencia, Calif. | D6c-'13 |
| 10 | Roberts, Seth | WR | 6-2 | 195 | 02/22/91 | 24 | 1 | West Alabama | Moultrie, Ga. | FA-'14 |
| 99 | Smith, Aldon | LB | 6-4 | 265 | 09/25/89 | 26 | 5 | Missouri | Raytown, Mo. | FA-'15 |
| 86 | Smith, Lee | TE | 6-6 | 265 | 11/21/87 | 27 | 5 | Marshall | Powell, Tenn. | UFA-'15 (Buf.) |
| 53 | Smith, Malcolm | LB | 6-0 | 225 | 07/05/89 | 26 | 5 | USC | Northridge, Calif. | UFA-'15 (Sea.) |
| 80 | Streater, Rod | WR | 6-2 | 195 | 02/09/88 | 27 | 4 | Temple | Burlington, N.J. | FA-'12 |
| 31 | Thorpe, Neiko | CB | 6-1 | 200 | 02/01/90 | 25 | 3 | Auburn | Tucker, Ga. | FA-'14 |
| 91 | Tuck, Justin | DE | 6-5 | 265 | 03/29/83 | 32 | 11 | Notre Dame | Kellyton, Ala. | UFA-'14 (NYG) |
| 88 | Walford, Clive | TE | 6-4 | 250 | 10/01/91 | 24 | R | Miami (Fla.) | Belle Glade, Fla. | D3-'15 |
| 76 | Webb, J'Marcus | G/T | 6-7 | 330 | 08/08/88 | 27 | 5 | West Texas A&M | Mesquite, Texas | FA-'15 |
| 90 | Williams, Dan | DT | 6-2 | 330 | 06/01/87 | 28 | 6 | Tennessee | Memphis, Tenn. | UFA-'15 (Ari.) |
| 98 | Wilson, C.J. | DL | 6-3 | 290 | 03/30/87 | 28 | 6 | East Carolina | Pinetown, N.C. | FA-'15 |
| 24 | Woodson, Charles | S | 6-1 | 210 | 10/07/76 | 39 | 18 | Michigan | Fremont, Ohio | FA-'13 |

Practice Squad

| | | | | | | | | | | |
|----|------------------|----|------|-----|----------|----|---|------------------|-----------------------|--------------|
| 74 | Bell, Mitch | G | 6-3 | 345 | 09/12/92 | 23 | R | Louisiana Tech | Houston, Texas | FA-'15 |
| 16 | Carter, DeAndre | WR | 5-8 | 190 | 04/10/93 | 22 | R | Sacramento State | San Jose, Calif. | FA-'15 |
| 30 | Edwards, SaQwan | CB | 6-0 | 200 | 05/13/92 | 23 | R | New Mexico | Houston, Texas | FA-'15 |
| 5 | Gilbert, Garrett | QB | 6-4 | 230 | 07/01/91 | 24 | 1 | SMU | Austin, Texas | FA-'15 |
| 75 | Harris, Shelby | DE | 6-2 | 290 | 08/11/91 | 24 | 1 | Illinois State | Milwaukee, Wis. | D7b-'14 |
| 82 | Holmes, Gabe | TE | 6-5 | 255 | 03/29/91 | 24 | R | Purdue | Miramar, Fla. | FA-'15 |
| 32 | Lambert, Keenan | S | 6-0 | 210 | 02/28/92 | 23 | R | Norfolk State | Norfolk, Va. | W-'15 (Sea.) |
| 40 | Neal, Rajion | RB | 5-11 | 220 | 03/28/92 | 23 | 1 | Tennessee | Tyrone, Ga. | FA-'15 |
| 93 | Orr, Leon | DT | 6-5 | 320 | 02/11/92 | 23 | R | Florida | New Port Richey, Fla. | FA-'15 |
| 94 | Valles, Max | DE | 6-4 | 250 | 08/05/94 | 21 | R | Virginia | Sicklerville, N.J. | D6-'15 |

Reserve/Injured - Designated for Return

| | | | | | | | | | | |
|----|-------------|---|-----|-----|----------|----|---|---------------|------------------|----------------|
| 20 | Allen, Nate | S | 6-0 | 210 | 11/30/87 | 27 | 6 | South Florida | Cape Coral, Fla. | UFA-'15 (Phi.) |
|----|-------------|---|-----|-----|----------|----|---|---------------|------------------|----------------|

Reserve/Injured

| | | | | | | | | | | |
|----|-----------------|----|-----|-----|----------|----|---|---------------|---------------------|---------|
| 84 | Debose, Andre | WR | 6-0 | 190 | 09/12/90 | 25 | R | Florida | Sanford, Fla. | D7b-'15 |
| 43 | Hall, Jimmy | S | 6-1 | 230 | 11/18/91 | 23 | R | Northwestern | Toledo, Ohio | FA-'15 |
| 71 | Watson, Menelik | T | 6-5 | 315 | 12/22/88 | 26 | 3 | Florida State | Manchester, England | D2-'13 |

As of October 20, 2015



POSITIONAL ROSTER

OFFENSE

OFFENSIVE LINE

| | | |
|----|----------------|-----|
| 61 | Rodney Hudson | C |
| 66 | Gabe Jackson | G |
| 68 | Jon Feliciano | G/C |
| 69 | Khalif Barnes | T/G |
| 70 | Tony Bergstrom | C/G |
| 72 | Donald Penn | T |
| 73 | Matt McCants | T/G |
| 76 | J'Marcus Webb | G/T |
| 77 | Austin Howard | T |

QUARTERBACKS

| | | |
|----|--------------|----|
| 4 | Derek Carr | QB |
| 14 | Matt McGloin | QB |

RUNNING BACKS

| | | |
|----|-----------------|-------|
| 22 | Taiwan Jones | RB |
| 26 | Roy Helu, Jr. | RB |
| 28 | Latavius Murray | RB |
| 45 | Marcel Reece | FB |
| 49 | Jamize Olawale | FB/RB |

TIGHT ENDS

| | | |
|----|---------------|----|
| 81 | Mychal Rivera | TE |
| 86 | Lee Smith | TE |
| 88 | Clive Walford | TE |

WIDE RECEIVERS

| | | |
|----|------------------|----|
| 10 | Seth Roberts | WR |
| 15 | Michael Crabtree | WR |
| 18 | Andre Holmes | WR |
| 19 | Walt Powell | WR |
| 80 | Rod Streater | WR |
| 89 | Amari Cooper | WR |

PRACTICE SQUAD

| | | |
|----|-----------------|----|
| 5 | Garrett Gilbert | QB |
| 16 | DeAndre Carter | WR |
| 30 | SaQwan Edwards | CB |
| 32 | Keenan Lambert | S |
| 40 | Rajion Neal | RB |
| 74 | Mitch Bell | G |
| 75 | Shelby Harris | DE |
| 82 | Gabe Holmes | TE |
| 93 | Leon Orr | DT |
| 94 | Max Valles | DE |

DEFENSE

DEFENSIVE LINE

| | | |
|----|-------------------|----|
| 52 | Khalil Mack | DE |
| 78 | Justin Ellis | DT |
| 90 | Dan Williams | DT |
| 91 | Justin Tuck | DE |
| 92 | Stacy McGee | DT |
| 95 | Benson Mayowa | DE |
| 96 | Denico Autry | DL |
| 97 | Mario Edwards Jr. | DE |
| 98 | C.J. Wilson | DL |

LINEBACKERS

| | | |
|----|-------------------|----|
| 50 | Curtis Lofton | LB |
| 51 | Ben Heeney | LB |
| 53 | Malcolm Smith | LB |
| 56 | Lorenzo Alexander | LB |
| 57 | Ray-Ray Armstrong | LB |
| 58 | Neiron Ball | LB |
| 99 | Aldon Smith | LB |

SECONDARY

| | | |
|----|-----------------|----|
| 21 | Dexter McDonald | CB |
| 24 | Charles Woodson | S |
| 25 | DJ Hayden | CB |
| 29 | David Amerson | CB |
| 31 | Neiko Thorpe | CB |
| 37 | Tevin McDonald | S |
| 38 | TJ Carrie | CB |
| 39 | Keith McGill | CB |
| 42 | Larry Asante | S |

SPECIALISTS

| | | |
|----|----------------------|----|
| 7 | Marquette King | P |
| 11 | Sebastian Janikowski | K |
| 59 | Jon Condo | LS |

RESERVE/INJURED - DESIGNATED FOR RETURN

| | | |
|----|------------|---|
| 20 | Nate Allen | S |
|----|------------|---|

RESERVE/INJURED

| | | |
|----|----------------|----|
| 43 | Jimmy Hall | S |
| 71 | Menelik Watson | T |
| 84 | Andre Debose | WR |



ROSTER BY EXPERIENCE

18th Year (1)

| | | | | | | | | | | |
|----|-----------------|---|-----|-----|----------|----|----|----------|---------------|--------|
| 24 | Charles Woodson | S | 6-1 | 210 | 10/07/76 | 39 | 18 | Michigan | Fremont, Ohio | FA-'13 |
|----|-----------------|---|-----|-----|----------|----|----|----------|---------------|--------|

16th Year (1)

| | | | | | | | | | | |
|----|----------------------|---|-----|-----|----------|----|----|---------------|---------------------|--------|
| 11 | Sebastian Janikowski | K | 6-1 | 265 | 03/02/78 | 37 | 16 | Florida State | Daytona Beach, Fla. | D1-'00 |
|----|----------------------|---|-----|-----|----------|----|----|---------------|---------------------|--------|

11th Year (2)

| | | | | | | | | | | |
|----|---------------|-----|-----|-----|----------|----|----|------------|-----------------------|----------------|
| 69 | Khalif Barnes | T/G | 6-6 | 320 | 04/21/82 | 33 | 11 | Washington | Spring Valley, Calif. | UFA-'09 (Jac.) |
| 91 | Justin Tuck | DE | 6-5 | 265 | 03/29/83 | 32 | 11 | Notre Dame | Kellyton, Ala. | UFA-'14 (NYG) |

10th Year (1)

| | | | | | | | | | | |
|----|-------------|---|-----|-----|----------|----|----|------------|-------------------|--------|
| 72 | Donald Penn | T | 6-4 | 315 | 04/27/83 | 32 | 10 | Utah State | Inglewood, Calif. | FA-'14 |
|----|-------------|---|-----|-----|----------|----|----|------------|-------------------|--------|

9th Year (2)

| | | | | | | | | | | |
|----|-------------------|----|-----|-----|----------|----|---|------------|------------------|--------|
| 56 | Lorenzo Alexander | LB | 6-1 | 245 | 05/31/83 | 32 | 9 | California | Berkeley, Calif. | FA-'15 |
| 59 | Jon Condo | LS | 6-3 | 240 | 08/26/81 | 34 | 9 | Maryland | Philipsburg, Pa. | FA-'06 |

8th Year (1)

| | | | | | | | | | | |
|----|---------------|----|-----|-----|----------|----|---|----------|-------------------|--------|
| 50 | Curtis Lofton | LB | 6-0 | 245 | 06/02/86 | 29 | 8 | Oklahoma | Kingfisher, Okla. | FA-'15 |
|----|---------------|----|-----|-----|----------|----|---|----------|-------------------|--------|

7th Year (1)

| | | | | | | | | | | |
|----|------------------|----|-----|-----|----------|----|---|------------|---------------|--------------|
| 15 | Michael Crabtree | WR | 6-1 | 215 | 09/14/87 | 28 | 7 | Texas Tech | Dallas, Texas | UFA-'15 (SF) |
|----|------------------|----|-----|-----|----------|----|---|------------|---------------|--------------|

6th Year (4)

| | | | | | | | | | | |
|----|---------------|----|-----|-----|----------|----|---|---------------|-------------------|----------------|
| 45 | Marcel Reece | FB | 6-1 | 250 | 06/23/85 | 30 | 6 | Washington | Inglewood, Calif. | FA-'08 |
| 77 | Austin Howard | T | 6-7 | 330 | 03/22/87 | 28 | 6 | Northern Iowa | Davenport, Iowa | UFA-'14 (NYJ) |
| 90 | Dan Williams | DT | 6-2 | 330 | 06/01/87 | 28 | 6 | Tennessee | Memphis, Tenn. | UFA-'15 (Ari.) |
| 98 | C.J. Wilson | DL | 6-3 | 290 | 03/30/87 | 28 | 6 | East Carolina | Pinetown, N.C. | FA-'15 |

5th Year (7)

| | | | | | | | | | | |
|----|---------------|-----|------|-----|----------|----|---|--------------------|--------------------|----------------|
| 22 | Taiwan Jones | RB | 6-0 | 195 | 07/26/88 | 27 | 5 | Eastern Washington | Antioch, Calif. | D4b-'11 |
| 26 | Roy Helu, Jr. | RB | 5-11 | 220 | 12/07/88 | 26 | 5 | Nebraska | Danville, Calif. | UFA-'15 (Was.) |
| 53 | Malcolm Smith | LB | 6-0 | 225 | 07/05/89 | 26 | 5 | USC | Northridge, Calif. | UFA-'15 (Sea.) |
| 61 | Rodney Hudson | C | 6-2 | 300 | 07/12/89 | 26 | 5 | Florida State | Mobile, Ala. | UFA-'15 (KC) |
| 76 | J'Marcus Webb | G/T | 6-7 | 330 | 08/08/88 | 27 | 5 | West Texas A&M | Mesquite, Texas | FA-'15 |
| 86 | Lee Smith | TE | 6-6 | 265 | 11/21/87 | 27 | 5 | Marshall | Powell, Tenn. | UFA-'15 (Buf.) |
| 99 | Aldon Smith | LB | 6-4 | 265 | 09/25/89 | 26 | 5 | Missouri | Raytown, Mo. | FA-'15 |

4th Year (5)

| | | | | | | | | | | |
|----|----------------|-----|-----|-----|----------|----|---|-------------------|----------------------|------------|
| 7 | Marquette King | P | 6-0 | 195 | 10/26/88 | 26 | 4 | Fort Valley State | Macon, Ga. | FA-'12 |
| 18 | Andre Holmes | WR | 6-4 | 210 | 06/16/88 | 27 | 4 | Hillsdale | Elk Grove, Ill. | W-'13 (NE) |
| 42 | Larry Asante | S | 6-0 | 210 | 03/07/88 | 27 | 4 | Nebraska | Alexandria, Va. | FA-'14 |
| 70 | Tony Bergstrom | C/G | 6-5 | 315 | 08/06/86 | 29 | 4 | Utah | Salt Lake City, Utah | D3-'12 |
| 80 | Rod Streater | WR | 6-2 | 195 | 02/09/88 | 27 | 4 | Temple | Burlington, N.J. | FA-'12 |

3rd Year (11)

| | | | | | | | | | | |
|----|-------------------|-------|------|-----|----------|----|---|----------------------|--------------------|--------------|
| 14 | Matt McGloin | QB | 6-1 | 210 | 12/02/89 | 25 | 3 | Penn State | Scranton, Pa. | FA-'13 |
| 25 | DJ Hayden | CB | 5-11 | 190 | 06/27/90 | 25 | 3 | Houston | Houston, Texas | D1-'13 |
| 28 | Latavius Murray | RB | 6-3 | 230 | 01/18/90 | 25 | 3 | UCF | Nedrow, N.Y. | D6b-'13 |
| 29 | David Amerson | CB | 6-1 | 205 | 12/08/91 | 23 | 3 | North Carolina State | Greensboro, N.C. | W-'15 (Was.) |
| 31 | Neiko Thorpe | CB | 6-1 | 200 | 02/01/90 | 25 | 3 | Auburn | Tucker, Ga. | FA-'14 |
| 49 | Jamize Olawale | FB/RB | 6-1 | 240 | 04/17/89 | 26 | 3 | North Texas | Long Beach, Calif. | FA-'12 |
| 57 | Ray-Ray Armstrong | LB | 6-3 | 220 | 03/05/91 | 24 | 3 | Miami (Fla.) | Sanford, Fla. | W-'14 (StL.) |
| 73 | Matt McCants | T/G | 6-6 | 310 | 08/18/89 | 26 | 3 | UAB | Mobile, Ala. | FA-'13 |
| 81 | Mychal Rivera | TE | 6-3 | 245 | 09/08/90 | 25 | 3 | Tennessee | Valencia, Calif. | D6c-'13 |
| 92 | Stacy McGee | DT | 6-3 | 310 | 01/17/90 | 25 | 3 | Oklahoma | Muskogee, Okla. | D6d-'13 |
| 95 | Benson Mayowa | DE | 6-3 | 240 | 08/03/91 | 24 | 3 | Idaho | Inglewood, Calif. | W-'14 (Sea.) |

2nd Year (8)

| | | | | | | | | | | |
|----|--------------|----|-----|-----|----------|----|---|-------------------|---------------------|---------|
| 4 | Derek Carr | QB | 6-3 | 215 | 03/28/91 | 24 | 2 | Fresno State | Bakersfield, Calif. | D2-'14 |
| 19 | Walt Powell | WR | 6-0 | 190 | 11/23/91 | 23 | 2 | Murray State | St. Louis, Mo. | FA-'15 |
| 38 | TJ Carrie | CB | 6-0 | 205 | 07/28/90 | 25 | 2 | Ohio | Antioch, Calif. | D7a-'14 |
| 39 | Keith McGill | CB | 6-3 | 210 | 03/09/89 | 26 | 2 | Utah | La Mirada, Calif. | D4b-'14 |
| 52 | Khalil Mack | DE | 6-3 | 250 | 02/22/91 | 24 | 2 | Buffalo | Fort Pierce, Fla. | D1-'14 |
| 66 | Gabe Jackson | G | 6-3 | 335 | 07/12/91 | 24 | 2 | Mississippi State | Liberty, Miss. | D3-'14 |
| 78 | Justin Ellis | DT | 6-2 | 335 | 12/27/90 | 24 | 2 | Louisiana Tech | Monroe, La. | D4a-'14 |
| 96 | Denico Autry | DL | 6-5 | 270 | 07/15/90 | 25 | 2 | Mississippi State | Albemarle, N.C. | FA-'14 |

1st Year (1)

| | | | | | | | | | | |
|----|--------------|----|-----|-----|----------|----|---|--------------|---------------|--------|
| 10 | Seth Roberts | WR | 6-2 | 195 | 02/22/91 | 24 | 1 | West Alabama | Moultrie, Ga. | FA-'14 |
|----|--------------|----|-----|-----|----------|----|---|--------------|---------------|--------|

Rookie (8)

| | | | | | | | | | | |
|----|-------------------|-----|------|-----|----------|----|---|--------------------|-------------------|---------|
| 21 | Dexter McDonald | CB | 6-1 | 200 | 11/30/91 | 23 | R | Kansas | Kansas City, Mo. | D7c-'15 |
| 37 | Tevin McDonald | S | 5-11 | 195 | 07/17/92 | 23 | R | Eastern Washington | Fresno, Calif. | FA-'15 |
| 51 | Ben Heeney | LB | 6-0 | 230 | 05/13/92 | 23 | R | Kansas | Hutchinson, Kan. | D5a-'15 |
| 58 | Neiron Ball | LB | 6-3 | 235 | 08/20/92 | 23 | R | Florida | Jackson, Ga. | D5b-'15 |
| 68 | Jon Feliciano | G/C | 6-4 | 325 | 02/10/92 | 23 | R | Miami (Fla.) | Davie, Fla. | D4-'15 |
| 88 | Clive Walford | TE | 6-4 | 250 | 10/01/91 | 24 | R | Miami (Fla.) | Belle Glade, Fla. | D3-'15 |
| 89 | Amari Cooper | WR | 6-1 | 210 | 06/17/94 | 21 | R | Alabama | Miami, Fla. | D1-'15 |
| 97 | Mario Edwards Jr. | DE | 6-3 | 280 | 01/25/94 | 21 | R | Florida State | Gautier, Miss. | D2-'15 |

As of October 20, 2015



2015 PARTICIPATION CHART

| Player | 9/13 Cin. | 9/20 Bal. | 9/27 at Cle. | 10/4 at Chi. | 10/11 Den. | 10/25 at SD | 11/1 NYJ | 11/8 at Pit. | 11/15 Min. | 11/22 at Det. | 11/29 at Ten. | 12/6 KC | 12/13 at Den. | 12/20 GB | 12/24 SD | 1/3/16 at KC | GP | GS | DNP | INA |
|----------------------|--------------|--------------|-----------------|-----------------|---------------|----------------|-------------|-----------------|---------------|------------------|------------------|------------|------------------|-------------|-------------|-----------------|----|----|-----|-----|
| Alexander, Lorenzo | X | X | X | X | X | | | | | | | | | | | | 5 | 0 | 0 | 0 |
| Allen, Nate | S | DFR | DFR | DFR | DFR | | | | | | | | | | | | 1 | 1 | 0 | 0 |
| Amerson, David | NOR | NOR | X | CB | CB | | | | | | | | | | | | 3 | 2 | 0 | 0 |
| Armstrong, Ray-Ray | OLB | OLB | X | X | X | | | | | | | | | | | | 5 | 2 | 0 | 0 |
| Asante, Larry | X | X | X | X | X | | | | | | | | | | | | 5 | 0 | 0 | 0 |
| Atkinson III, George | PS | PS | NOR | NOR | NOR | | | | | | | | | | | | 0 | 0 | 0 | 0 |
| Autry, Denico | X | X | X | X | INA | | | | | | | | | | | | 4 | 0 | 0 | 1 |
| Ball, Neiron | X | X | X | X | OLB | | | | | | | | | | | | 5 | 1 | 0 | 0 |
| Barnes, Khalif | X | X | X | X | X | | | | | | | | | | | | 5 | 0 | 0 | 0 |
| Bell, Mitch | PS | PS | PS | PS | PS | | | | | | | | | | | | 0 | 0 | 0 | 0 |
| Bergstrom, Tony | X | X | X | X | X | | | | | | | | | | | | 5 | 0 | 0 | 0 |
| Butler, Brice | INA | NOR | NOR | NOR | NOR | | | | | | | | | | | | 0 | 0 | 0 | 1 |
| Carr, Derek | QB | QB | QB | QB | QB | | | | | | | | | | | | 5 | 5 | 0 | 0 |
| Carrie, TJ | CB | CB | S | S | S | | | | | | | | | | | | 5 | 5 | 0 | 0 |
| Carter, DeAndre | NOR | PS | PS | PS | PS | | | | | | | | | | | | 0 | 0 | 0 | 0 |
| Chekwa, Chimdi | IR | IR | IR | NOR | NOR | | | | | | | | | | | | 0 | 0 | 0 | 0 |
| Condo, Jon | X | X | X | X | X | | | | | | | | | | | | 5 | 0 | 0 | 0 |
| Cooper, Amari | WR | WR | WR | WR | WR | | | | | | | | | | | | 5 | 5 | 0 | 0 |
| Crabtree, Michael | WR | WR | WR | WR | WR | | | | | | | | | | | | 5 | 5 | 0 | 0 |
| Debose, Andre | IR | IR | IR | IR | IR | | | | | | | | | | | | 0 | 0 | 0 | 0 |
| Edwards, SaQwan | PS | PS | PS | PS | PS | | | | | | | | | | | | 0 | 0 | 0 | 0 |
| Edwards Jr., Mario | X | X | X | X | NT | | | | | | | | | | | | 5 | 1 | 0 | 0 |
| Ellis, Justin | NT | INA | INA | X | INA | | | | | | | | | | | | 2 | 1 | 0 | 3 |
| Feliciano, Jon | INA | INA | INA | INA | INA | | | | | | | | | | | | 0 | 0 | 0 | 5 |
| Gilbert, Garrett | PS | PS | PS | PS | PS | | | | | | | | | | | | 0 | 0 | 0 | 0 |
| Hall, Jimmy | IR | IR | IR | IR | IR | | | | | | | | | | | | 0 | 0 | 0 | 0 |
| Harris, Shelby | PS | PS | PS | PS | PS | | | | | | | | | | | | 0 | 0 | 0 | 0 |
| Hayden, DJ | CB | CB | CB | CB | CB | | | | | | | | | | | | 5 | 5 | 0 | 0 |
| Heeney, Ben | X | X | X | INA | X | | | | | | | | | | | | 4 | 0 | 0 | 1 |
| Helu, Jr., Roy | INA | X | X | X | X | | | | | | | | | | | | 4 | 0 | 0 | 1 |
| Holmes, Andre | X | X | X | X | X | | | | | | | | | | | | 5 | 0 | 0 | 0 |
| Holmes, Gabe | INA | PS | PS | PS | PS | | | | | | | | | | | | 0 | 0 | 0 | 1 |
| Howard, Austin | RT | RT | RT | RT | RT | | | | | | | | | | | | 5 | 5 | 0 | 0 |
| Hudson, Rodney | C | C | C | C | C | | | | | | | | | | | | 5 | 5 | 0 | 0 |
| Jackson, Gabe | LG | LG | LG | LG | LG | | | | | | | | | | | | 5 | 5 | 0 | 0 |
| Janikowski, S. | X | X | X | X | X | | | | | | | | | | | | 5 | 0 | 0 | 0 |
| Jones, Taiwan | X | X | X | INA | INA | | | | | | | | | | | | 3 | 0 | 0 | 2 |
| King, Marquette | X | X | X | X | X | | | | | | | | | | | | 5 | 0 | 0 | 0 |
| Kistler, Dan | PS | NOR | NOR | NOR | NOR | | | | | | | | | | | | 0 | 0 | 0 | 0 |
| Lambert, Keenan | X | X | X | X | X | | | | | | | | | | | | 5 | 0 | 0 | 0 |
| Lofton, Curtis | MLB | MLB | MLB | MLB | X | | | | | | | | | | | | 5 | 4 | 0 | 0 |
| Mack, Khalil | DE | DE | DE | DE | DE | | | | | | | | | | | | 5 | 5 | 0 | 0 |
| Mayowa, Benson | INA | INA | INA | INA | X | | | | | | | | | | | | 1 | 0 | 0 | 4 |
| Mays, Taylor | NOR | S | X | X | NOR | | | | | | | | | | | | 3 | 1 | 0 | 0 |
| McCants, Matt | INA | INA | INA | INA | INA | | | | | | | | | | | | 0 | 0 | 0 | 5 |
| McDonald, Dexter | INA | INA | INA | X | INA | | | | | | | | | | | | 1 | 0 | 0 | 4 |
| McDonald, Tevin | PS | DNP | PS | PS | X | | | | | | | | | | | | 1 | 0 | 1 | 0 |
| McGee, Stacy | X | X | NT | NT | X | | | | | | | | | | | | 5 | 2 | 0 | 0 |
| McGill, Keith | X | X | X | INA | X | | | | | | | | | | | | 4 | 0 | 0 | 1 |
| McGloin, Matt | X | DNP | DNP | DNP | DNP | | | | | | | | | | | | 1 | 0 | 4 | 0 |
| Morris, Anthony | IR | IR | IR | NOR | NOR | | | | | | | | | | | | 0 | 0 | 0 | 0 |
| Murray, Latavius | RB | RB | RB | RB | RB | | | | | | | | | | | | 5 | 5 | 0 | 0 |
| Neal, Rajion | NOR | NOR | PS | PS | PS | | | | | | | | | | | | 0 | 0 | 0 | 0 |
| Olawale, Jamize | X | INA | INA | X | X | | | | | | | | | | | | 3 | 0 | 0 | 2 |
| Orr, Leon | PS | PS | PS | PS | PS | | | | | | | | | | | | 0 | 0 | 0 | 0 |
| Penn, Donald | LT | LT | LT | LT | LT | | | | | | | | | | | | 5 | 5 | 0 | 0 |
| Powell, Walt | NOR | NOR | NOR | NOR | NOR | | | | | | | | | | | | 0 | 0 | 0 | 0 |
| Reece, Marcel | FB | FB | FB | FB | FB | | | | | | | | | | | | 5 | 5 | 0 | 0 |
| Rivera, Mychal | X | X | X | X | X | | | | | | | | | | | | 5 | 0 | 0 | 0 |
| Roberts, Seth | X | X | X | X | X | | | | | | | | | | | | 5 | 0 | 0 | 0 |
| Ross, Brandian | IR | NOR | NOR | NOR | NOR | | | | | | | | | | | | 0 | 0 | 0 | 0 |
| Shirley, Josh | PS | NOR | NOR | NOR | NOR | | | | | | | | | | | | 0 | 0 | 0 | 0 |
| Smith, Aldon | X | X | OLB | OLB | OLB | | | | | | | | | | | | 5 | 3 | 0 | 0 |
| Smith, Lee | TE | TE | TE | TE | TE | | | | | | | | | | | | 5 | 5 | 0 | 0 |
| Smith, Malcolm | OLB | OLB | OLB | OLB | MLB | | | | | | | | | | | | 5 | 5 | 0 | 0 |
| Streater, Rod | X | INA | INA | DNP | INA | | | | | | | | | | | | 1 | 0 | 1 | 3 |
| Thorpe, Neiko | X | X | CB | X | X | | | | | | | | | | | | 5 | 1 | 0 | 0 |
| Tuck, Justin | DE | DE | DE | DE | DE | | | | | | | | | | | | 5 | 5 | 0 | 0 |
| Valles, Max | PS | PS | PS | PS | PS | | | | | | | | | | | | 0 | 0 | 0 | 0 |
| Walford, Clive | X | X | X | X | X | | | | | | | | | | | | 5 | 0 | 0 | 0 |
| Watson, Menelik | IR | IR | IR | IR | IR | | | | | | | | | | | | 0 | 0 | 0 | 0 |
| Webb, J'Marcus | RG | RG | RG | RG | RG | | | | | | | | | | | | 5 | 5 | 0 | 0 |
| Williams, Dan | DT | DT | DT | DT | DT | | | | | | | | | | | | 5 | 5 | 0 | 0 |
| Wilson, C.J. | NOR | NT | X | INA | X | | | | | | | | | | | | 3 | 1 | 0 | 1 |
| Woodson, Charles | S | S | S | S | S | | | | | | | | | | | | 5 | 5 | 0 | 0 |

X=substituted; IR=reserve/injured list; DFR=reserve/injured - designated for return list; PUP=reserve/physically unable to perform list; NOR=not on roster; PS=practice squad; SUS=reserve/suspended list



HOW THE RAIDERS WERE BUILT

| <u>Year</u> | <u>Record</u> | <u>Draftees (20)</u> | <u>Free Agents (29)</u> | <u>Trades/Waivers (4)</u> |
|-------------|---------------|--|--|--|
| 2015 | 2-3 | WR Amari Cooper (1) DE Mario Edwards Jr. (2) TE Clive Walford (3) G/C Jon Feliciano (4) LB Ben Heeney (5a) LB Neiron Ball (5b) CB Dexter McDonald (7c) | LB Lorenzo Alexander WR Michael Crabtree (UFA - SF) RB Roy Helu, Jr. (UFA - Was.) C Rodney Hudson (UFA - KC) LB Curtis Lofton S Tevin McDonald WR Walt Powell LB Aldon Smith TE Lee Smith (UFA - Buf.) LB Malcolm Smith (UFA - Sea.) G/T J'Marcus Webb DT Dan Williams (UFA - Ari.) DL C.J. Wilson | CB David Amerson (W - Was.) |
| 2014 | 3-13 | DE Khalil Mack (1) QB Derek Carr (2) G Gabe Jackson (3) DT Justin Ellis (4a) CB Keith McGill (4b) CB TJ Carrie (7a) | S Larry Asante DL Denico Autry T Austin Howard (UFA - NYJ) T Donald Penn WR Seth Roberts CB Neiko Thorpe DE Justin Tuck (UFA - NYG) | LB Ray-Ray Armstrong (W - StL.) DE Benson Mayowa (W - Sea.) |
| 2013 | 4-12 | CB DJ Hayden (1) RB Latavius Murray (6b) TE Mychal Rivera (6c) DT Stacy McGee (6d) | T/G Matt McCants QB Matt McGloin S Charles Woodson | WR Andre Holmes (W - NE) |
| 2012 | 4-12 | C/G Tony Bergstrom (3) | P Marquette King FB/RB Jamize Olawale WR Rod Streater | |
| 2011 | 8-8 | RB Taiwan Jones (4b) | | |
| 2009 | 5-11 | | T/G Khalif Barnes (UFA - Jac.) | |
| 2008 | 5-11 | | FB Marcel Reece | |
| 2006 | 2-14 | | LS Jon Condo | |
| 2000 | 12-4 | K Sebastian Janikowski (1) | | |



2015 TRANSACTIONS

| <u>Date</u> | <u>Player</u> | <u>Transaction</u> | <u>Date</u> | <u>Player</u> | <u>Transaction</u> |
|---------------|---------------------|----------------------------------|-------------|----------------------|--------------------------------|
| Dec. 30, 2014 | RB Terrance Cobb | Signed as Reserve/Future FA | May 11 | CB Chance Casey | Waived |
| Dec. 30, 2014 | WR Jeremy Gallon | Signed as Reserve/Future FA | May 11 | RB Terrance Cobb | Waived |
| Dec. 30, 2014 | LB Justin Jackson | Signed as Reserve/Future FA | May 11 | RB Gus Johnson | Waived |
| Dec. 30, 2014 | DB Vernon Kearney | Signed as Reserve/Future FA | May 11 | DB Vernon Kearney | Waived |
| Dec. 30, 2014 | T Dan Kistler | Signed as Reserve/Future FA | May 11 | LB Braylon Mitchell | Waived |
| Dec. 30, 2014 | G Lamar Mady | Signed as Reserve/Future FA | May 12 | G Mitch Bell | Signed as FA |
| Dec. 30, 2014 | WR Seth Roberts | Signed as Reserve/Future FA | May 12 | CB Travell Dixon | Signed as FA |
| Dec. 30, 2014 | DT Kona Schwenke | Signed as Reserve/Future FA | May 12 | RB Michael Dyer | Signed as FA |
| Dec. 30, 2014 | CB Jansen Watson | Signed as Reserve/Future FA | May 12 | CB SaQwan Edwards | Signed as FA |
| Feb. 24 | K Giorgio Tavecchio | Signed as FA | May 12 | DE Gary Wilkins | Signed as FA |
| March 3 | S Tyvon Branch | Released | May 12 | WR Austin Willis | Signed as FA |
| March 5 | DE LaMarr Woodley | Released | May 12 | WR Jeremy Gallon | Placed on Reserve/Injured List |
| March 6 | RB M. Jones-Drew | Released/Retired | May 12 | WR Austin Hill | Signed as FA |
| March 6 | LB Nick Roach | Released/Failed Physical | May 12 | WR M. Williams III | Waived |
| March 6 | S Usama Young | Released/Failed Physical | May 12 | WR Andre Debose | Signed Rookie Contract |
| March 11 | RB Roy Helu, Jr. | Signed as Unrestricted FA (Was.) | May 12 | T Anthony Morris | Signed Rookie Contract |
| March 11 | C Rodney Hudson | Signed as Unrestricted FA (KC) | May 15 | DE Max Valles | Signed Rookie Contract |
| March 11 | LB Curtis Lofton | Signed as FA | May 15 | G/C Jon Feliciano | Signed Rookie Contract |
| March 11 | TE Lee Smith | Signed as Unrestricted FA (Buf.) | May 20 | CB Chimdi Chekwa | Signed as FA |
| March 11 | LB Malcolm Smith | Signed as Unrestricted FA (Sea.) | May 20 | S Terrell Pinson | Waived |
| March 11 | DT Dan Williams | Signed as Unrestricted FA (Ari.) | May 21 | LB Neiron Ball | Signed Rookie Contract |
| March 12 | S Nate Allen | Signed as Unrestricted FA (Phi.) | May 26 | CB Dexter McDonald | Signed Rookie Contract |
| March 13 | P Steven Clark | Signed as FA | May 27 | LB Horace Miller | Signed as FA |
| March 13 | CB James Dockery | Signed as Unrestricted FA (Car.) | May 27 | WR M. Williams III | Re-signed as FA |
| March 13 | QB Christian Ponder | Signed as Unrestricted FA (Min.) | May 27 | CB Travell Dixon | Waived |
| March 16 | QB Matt Schaub | Released | May 27 | WR Austin Hill | Waived |
| March 17 | RB Trent Richardson | Signed as FA | June 3 | WR/RS T. Holliday | Signed as FA |
| March 30 | DL C.J. Wilson | Re-signed as FA | June 3 | WR Andre Debose | Waived/Injured |
| March 31 | DL Antonio Smith | Released | June 4 | WR Andre Debose | Placed on Reserve/Injured List |
| April 2 | T J'Marcus Webb | Signed as FA | June 4 | LB Miles Burris | Waived |
| April 8 | S Larry Asante | Re-signed as Restricted FA | June 4 | LB Jacoby Hale | Waived/Injured |
| April 8 | WR Andre Holmes | Re-signed as Restricted FA | June 4 | TE Scott Simonson | Waived |
| April 8 | P Marquette King | Re-signed as Restricted FA | June 4 | WR Kris Durham | Signed as FA |
| April 8 | S Brandian Ross | Re-signed as Restricted FA | June 4 | LB Chase Williams | Signed as FA |
| April 8 | WR Rod Streater | Re-signed as Restricted FA | June 5 | LB Jacoby Hale | Placed on Reserve/Injured List |
| April 8 | DE Denico Autry | Re-signed as Exclusive Rights FA | June 16 | TE Clive Walford | Signed Rookie Contract |
| April 8 | TE Brian Leonhardt | Re-signed as Exclusive Rights FA | June 17 | WR Jeremy Gallon | Waived |
| April 8 | T Matt McCants | Re-signed as Exclusive Rights FA | June 19 | LB Jacoby Hale | Waived |
| April 8 | FB/RB J. Olawale | Re-signed as Exclusive Rights FA | June 19 | DE Mario Edwards Jr. | Signed Rookie Contract |
| April 8 | CB Neiko Thorpe | Re-signed as Exclusive Rights FA | July 27 | LB Sio Moore | Placed on Active/PUP |
| April 13 | WR Michael Crabtree | Signed as Unrestricted FA (SF) | July 31 | WR Rod Streater | Placed on Active/NFI |
| May 5 | LB Bojay Filimoeatu | Waived | July 31 | RB Trent Richardson | Placed on Active/NFI |
| May 5 | LB Justin Jackson | Waived | July 31 | WR/RS T. Holliday | Placed on Active/PUP |
| May 5 | DT Kona Schwenke | Waived | July 31 | DT Stacy McGee | Placed on Active/PUP |
| May 5 | CB Jansen Watson | Waived | Aug. 1 | LB Sio Moore | Passed Physical |
| May 5 | TE Nick Kasa | Waived/Failed Physical | Aug. 3 | WR/RS T. Holliday | Passed Physical |
| May 5 | LB Miles Burris | Waived/Injured | Aug. 6 | RB Trent Richardson | Passed Physical |
| May 5 | G Kevin Boothe | Released | Aug. 16 | WR Rod Streater | Passed Physical |
| May 5 | WR James Jones | Released | Aug. 18 | WR Devon Wylie | Signed as FA |
| May 6 | LB Miles Burris | Placed on Reserve/Injured List | Aug. 18 | WR Austin Willis | Waived |
| May 7 | WR Amari Cooper | Signed Rookie Contract | Aug. 26 | S Taylor Mays | Signed as FA |
| May 8 | CB Rob Daniel | Signed as FA | Aug. 26 | LB Chase Williams | Waived/Injured |
| May 8 | T/G Q. Eatmon | Signed as FA | Aug. 27 | LB Chase Williams | Placed on Reserve/Injured List |
| May 8 | QB Cody Fajardo | Signed as FA | Aug. 28 | T/G Q. Eatmon | Waived |
| May 8 | LB Jacoby Hale | Signed as FA | Aug. 29 | S Jonathan Dowling | Waived |
| May 8 | S Jimmy Hall | Signed as FA | Sept. 1 | P Steven Clark | Waived |
| May 8 | WR Josh Harper | Signed as FA | Sept. 1 | CB Rob Daniel | Waived |
| May 8 | TE Gabe Holmes | Signed as FA | Sept. 1 | QB Cody Fajardo | Waived |
| May 8 | RB Gus Johnson | Signed as FA | Sept. 1 | WR Josh Harper | Waived |
| May 8 | S Tevin McDonald | Signed as FA | Sept. 1 | G Lamar Mady | Waived |
| May 8 | LB Braylon Mitchell | Signed as FA | Sept. 1 | RB Trent Richardson | Waived |
| May 8 | DT Leon Orr | Signed as FA | Sept. 1 | WR K. Thompson | Waived |
| May 8 | S Terrell Pinson | Signed as FA | Sept. 1 | WR M. Williams III | Waived |
| May 8 | LB Josh Shirley | Signed as FA | Sept. 1 | CB James Dockery | Released |
| May 8 | WR M. Williams III | Signed as FA | Sept. 1 | CB Ras-I Dowling | Released |
| May 11 | WR Jeremy Gallon | Waived/Injured | Sept. 1 | WR/RS T. Holliday | Released |



2015 TRANSACTIONS

| <u>Date</u> | <u>Player</u> | <u>Transaction</u> | <u>Date</u> | <u>Player</u> | <u>Transaction</u> |
|-------------|---------------------|--|-------------|------------------|--------------------------|
| Sept. 1 | S Jimmy Hall | Waived/Injured | Oct. 17 | WR Walt Powell | Signed as FA |
| Sept. 1 | T Menelik Watson | Placed on Reserve/Injured List | Oct. 17 | S Keenan Lambert | Signed to Practice Squad |
| Sept. 2 | LB L. Alexander | Signed as FA | | | |
| Sept. 2 | LB Horace Miller | Waived | | | |
| Sept. 2 | S Jimmy Hall | Placed on Reserve/Injured List | | | |
| Sept. 2 | LB Chase Williams | Waived | | | |
| Sept. 4 | LB Sio Moore | Traded to Indianapolis | | | |
| Sept. 5 | RB G. Atkinson III | Waived | | | |
| Sept. 5 | G Mitch Bell | Waived | | | |
| Sept. 5 | RB Michael Dyer | Waived | | | |
| Sept. 5 | LB Spencer Hadley | Waived | | | |
| Sept. 5 | DE Shelby Harris | Waived | | | |
| Sept. 5 | T Dan Kistler | Waived | | | |
| Sept. 5 | TE Brian Leonhardt | Waived | | | |
| Sept. 5 | DT Ricky Lumpkin | Waived | | | |
| Sept. 5 | S Tevin McDonald | Waived | | | |
| Sept. 5 | DT Leon Orr | Waived | | | |
| Sept. 5 | LB Josh Shirley | Waived | | | |
| Sept. 5 | K Giorgio Tavecchio | Waived | | | |
| Sept. 5 | DE Max Valles | Waived | | | |
| Sept. 5 | DE Gary Wilkins | Waived | | | |
| Sept. 5 | WR Devon Wylie | Waived | | | |
| Sept. 5 | WR Kris Durham | Released | | | |
| Sept. 5 | S Taylor Mays | Released | | | |
| Sept. 5 | QB Christian Ponder | Released | | | |
| Sept. 5 | DL C.J. Wilson | Released | | | |
| Sept. 5 | T Anthony Morris | Waived/Injured | | | |
| Sept. 5 | S Brandian Ross | Placed on Reserve/Injured List | | | |
| Sept. 6 | S Keenan Lambert | Claimed via Waivers (Sea.) | | | |
| Sept. 6 | CB SaQwan Edwards | Waived | | | |
| Sept. 7 | DE Lavar Edwards | Claimed via Waivers (Dal.) | | | |
| Sept. 7 | CB Chimdi Chekwa | Placed on Reserve/Injured List | | | |
| Sept. 7 | RB G. Atkinson III | Signed to Practice Squad | | | |
| Sept. 7 | G Mitch Bell | Signed to Practice Squad | | | |
| Sept. 7 | CB SaQwan Edwards | Signed to Practice Squad | | | |
| Sept. 7 | QB Garrett Gilbert | Signed to Practice Squad | | | |
| Sept. 7 | DE Shelby Harris | Signed to Practice Squad | | | |
| Sept. 7 | T Dan Kistler | Signed to Practice Squad | | | |
| Sept. 7 | S Tevin McDonald | Signed to Practice Squad | | | |
| Sept. 7 | DT Leon Orr | Signed to Practice Squad | | | |
| Sept. 7 | LB Josh Shirley | Signed to Practice Squad | | | |
| Sept. 7 | DE Max Valles | Signed to Practice Squad | | | |
| Sept. 11 | LB Aldon Smith | Signed as FA | | | |
| Sept. 11 | DE Lavar Edwards | Waived | | | |
| Sept. 14 | S Brandian Ross | Released | | | |
| Sept. 15 | S Taylor Mays | Re-signed as FA | | | |
| Sept. 15 | DL C.J. Wilson | Re-signed as FA | | | |
| Sept. 15 | TE Gabe Holmes | Waived | | | |
| Sept. 15 | S Nate Allen | Placed on Reserve/Injured - Designated for Return List | | | |
| Sept. 16 | WR Brice Butler | Traded to Dallas | | | |
| Sept. 16 | WR DeAndre Carter | Signed to Practice Squad | | | |
| Sept. 16 | LB Josh Shirley | Released from Practice Squad | | | |
| Sept. 17 | TE Gabe Holmes | Signed to Practice Squad | | | |
| Sept. 17 | T Dan Kistler | Released from Practice Squad | | | |
| Sept. 19 | S Tevin McDonald | Signed to Active Roster | | | |
| Sept. 22 | CB David Amerson | Claimed via Waivers (Was.) | | | |
| Sept. 22 | S Tevin McDonald | Waived | | | |
| Sept. 22 | RB G. Atkinson III | Released from Practice Squad | | | |
| Sept. 22 | RB Rajion Neal | Signed to Practice Squad | | | |
| Sept. 24 | S Tevin McDonald | Signed to Practice Squad | | | |
| Sept. 28 | CB Chimdi Chekwa | Released | | | |
| Sept. 28 | T Anthony Morris | Waived | | | |
| Oct. 10 | S Tevin McDonald | Signed to Active Roster | | | |
| Oct. 10 | S Taylor Mays | Released | | | |
| Oct. 15 | S Keenan Lambert | Waived | | | |

By Player

Alexander, Lorenzo - LB

- Signed as FA (9/2)

Allen, Nate - S

- Signed as Unrestricted FA (Phi.) (3/12)
- Placed on Reserve/Injured - Designated for Return List (9/15)

Amerson, David - CB

- Claimed via Waivers (Was.) (9/22)

Asante, Larry - S

- Re-signed as Restricted FA (4/8)

Atkinson III, George - RB

- Waived (9/5)
- Signed to Practice Squad (9/7)
- Released from Practice Squad (9/22)

Autry, Denico - DE

- Re-signed as Exclusive Rights FA (4/8)

Ball, Neiron - LB

- Signed Rookie Contract (5/21)

Bell, Mitch - G

- Signed as FA (5/12)
- Waived (9/5)
- Signed to Practice Squad (9/7)

Boothe, Kevin - G

- Released (5/5)

Branch, Tyvon - S

- Released (3/3)

Burris, Miles - LB

- Waived/Injured (5/5)
- Placed on Reserve/Injured List (5/6)
- Waived (6/4)

Butler, Brice - WR

- Traded to Dallas (9/16)

Carter, DeAndre - WR

- Signed to Practice Squad (9/16)

Casey, Chance - CB

- Waived (5/11)

Chekwa, Chimdi - CB

- Signed as FA (5/20)
- Placed on Reserve/Injured List (9/7)
- Released (9/28)

Clark, Steven - P

- Signed as FA (3/13)
- Waived (9/1)

Cobb, Terrance - RB

- Signed as Reserve/Future FA (12/30/14)
- Waived (5/11)

Cooper, Amari - WR

- Signed Rookie Contract (5/7)

Crabtree, Michael - WR

- Signed as Unrestricted FA (SF) (4/13)

Daniel, Rob - CB

- Signed as FA (5/8)
- Waived (9/1)

Debose, Andre - WR

- Signed Rookie Contract (5/12)
- Waived/Injured (6/3)
- Placed on Reserve/Injured List (6/4)

Dixon, Travell - CB

- Signed as FA (5/12)
- Waived (5/27)



2015 TRANSACTIONS

Dockery, James - CB

- Signed as Unrestricted FA (Car.) (3/13)
- Released (9/1)

Dowling, Jonathan - S

- Waived (8/29)

Dowling, Ras-I - S

- Released (9/1)

Durham, Kris - WR

- Signed as FA (6/4)
- Released (9/5)

Dyer, Michael - RB

- Signed as FA (5/12)
- Waived (9/5)

Eatmon, Quinterrius - T/G

- Signed as FA (5/8)
- Waived (8/28)

Edwards, Lavar - DE

- Claimed via Waivers (Sea.) (9/7)
- Waived (9/11)

Edwards, SaQwan - CB

- Signed as FA (5/12)
- Waived (9/6)
- Signed to Practice Squad (9/7)

Edwards Jr., Mario - DE

- Signed Rookie Contract (6/19)

Fajardo, Cody - QB

- Signed as FA (5/8)
- Waived (9/1)

Feliciano, Jon - G/C

- Signed Rookie Contract (5/15)

Filimoeatu, Bojay - LB

- Waived (5/5)

Gallon, Jeremy - WR

- Signed as Reserve/Future FA (12/30/14)
- Waived/Injured (5/11)
- Placed on Reserve/Injured List (5/12)
- Waived (6/17)

Gilbert, Garrett - QB

- Signed to Practice Squad (9/7)

Hadley, Spencer - LB

- Waived (9/5)

Hale, Jacoby - LB

- Signed as FA (5/8)
- Waived/Injured (6/4)
- Placed on Reserve/Injured List (6/5)
- Waived (6/19)

Hall, Jimmy - S

- Signed as FA (5/8)
- Waived/Injured (9/1)
- Placed on Reserve/Injured List (9/2)

Harper, Josh - WR

- Signed as FA (5/8)
- Waived (9/1)

Harris, Shelby - DE

- Waived (9/5)
- Signed to Practice Squad (9/7)

Helu, Jr., Roy - RB

- Signed as Unrestricted FA (Was.) (3/11)

Hill, Austin - WR

- Signed as FA (5/12)
- Waived (5/27)

Holliday, Trindon - WR/RS

- Signed as FA (6/3)
- Placed on Active/Physically Unable to Perform list (7/31)
- Passed Physical (8/3)
- Released (9/1)

Holmes, Andre - WR

- Re-signed as Restricted FA (4/8)

Holmes, Gabe - TE

- Signed as FA (5/8)
- Waived (9/15)
- Signed to Practice Squad (9/17)

Hudson, Rodney - C

- Signed as Unrestricted FA (KC) (3/11)

Jackson, Justin - LB

- Signed as Reserve/Future FA (12/30/14)
- Waived (5/5)

Johnson, Gus - RB

- Signed as FA (5/8)
- Waived (5/11)

Jones, James - WR

- Released (5/5)

Jones-Drew, Maurice - RB

- Released/Retired (3/6)

Kasa, Nick - TE

- Waived/Failed Physical (5/5)

Kearney, Vernon - DB

- Signed as Reserve/Future FA (12/30/14)
- Waived (5/11)

King, Marquette - P

- Re-signed as Restricted FA (4/8)

Kistler, Dan - T

- Signed as Reserve/Future FA (12/30/14)
- Waived (9/5)
- Signed to Practice Squad (9/7)
- Released from Practice Squad (9/17)

Lambert, Keenan - S

- Claimed via Waivers (Sea.) (9/6)
- Waived (10/15)
- Signed to Practice Squad (10/17)

Leonhardt, Brian - TE

- Re-signed as Exclusive Rights FA (4/8)
- Waived (9/5)

Lofton, Curtis - LB

- Signed as FA (3/11)

Lumpkin, Ricky - DT

- Waived (9/5)

Mady, Lamar - G

- Signed as Reserve/Future FA (12/30/14)
- Waived (9/1)

Mays, Taylor - S

- Signed as FA (8/26)
- Released (9/5)
- Re-signed as FA (9/15)
- Released (10/10)

McCants, Matt - T

- Re-signed as Exclusive Rights FA (4/8)

McDonald, Dexter - CB

- Signed Rookie Contract (5/26)

McDonald, Tevin - S

- Signed as FA (5/8)
- Waived (9/5)
- Signed to Practice Squad (9/7)
- Signed to Active Roster (9/19)
- Waived (9/22)
- Signed to Practice Squad (9/24)
- Signed to Active Roster (10/10)

McGee, Stacy - DT

- Placed on Active/Physically Unable to Perform list (7/31)

Miller, Horace - LB

- Signed as FA (5/27)
- Waived (9/2)



2015 TRANSACTIONS

Mitchell, Braylon - LB

- Signed as FA (5/8)
- Waived (5/11)

Moore, Sio - LB

- Placed on Active/Physically Unable to Perform list (7/27)
- Passed Physical (8/1)
- Traded to Indianapolis (9/4)

Morris, Anthony - T

- Signed Rookie Contract (5/12)
- Waived/Injured (9/5)
- Placed on Reserve/Injured List (9/6)
- Waived (9/28)

Neal, Rajion - RB

- Signed to Practice Squad (9/22)

Olawale, Jamize - FB/RB

- Re-signed as Exclusive Rights FA (4/8)

Orr, Leon - DT

- Signed as FA (5/8)
- Waived (9/5)
- Signed to Practice Squad (9/7)

Pinson, Terrell - S

- Signed as FA (5/8)
- Waived (5/20)

Ponder, Christian - QB

- Signed as Unrestricted FA (Min.) (3/13)
- Released (9/5)

Powell, Walt - WR

- Signed as FA (10/17)

Richardson, Trent - RB

- Signed as FA (3/17)
- Placed on Active/Non-Football Illness list (7/31)
- Passed Physical (8/6)
- Waived (9/1)

Roach, Nick - LB

- Released/Failed Physical (3/6)

Roberts, Seth - WR

- Signed as Reserve/Future FA (12/30/14)

Ross, Brandian - S

- Re-signed as Restricted FA (4/8)
- Placed on Reserve/Injured List (9/5)
- Released (9/14)

Schaub, Matt - QB

- Released (3/16)

Schwenke, Kona - DT

- Signed as Reserve/Future FA (12/30/14)
- Waived (5/5)

Shirley, Josh - LB

- Signed as FA (5/8)
- Waived (9/5)
- Signed to Practice Squad (9/7)
- Released from Practice Squad (9/16)

Simonson, Scott - TE

- Waived (6/4)

Smith, Aldon - LB

- Signed as FA (9/11)

Smith, Antonio - DL

- Released (3/31)

Smith, Lee - TE

- Signed as Unrestricted FA (Buf.) (3/11)

Smith, Malcolm - LB

- Signed as Unrestricted FA (Sea.) (3/11)

Streater, Rod - WR

- Re-signed as Restricted FA (4/8)
- Placed on Active/Non-Football Illness list (7/31)
- Passed Physical (8/16)

Tavecchio, Giorgio - K

- Signed as FA (2/24)
- Waived (9/5)

Thompkins, Kenbrell - WR

- Waived (9/1)

Thorpe, Neiko - CB

- Re-signed as Exclusive Rights FA (4/8)

Valles, Max - DE

- Signed Rookie Contract (5/15)
- Waived (9/5)
- Signed to Practice Squad (9/7)

Walford, Clive - TE

- Signed Rookie Contract (6/16)

Watson, Jansen - CB

- Signed as Reserve/Future FA (12/30/14)
- Waived (5/5)

Watson, Menelik - T

- Placed on Reserve/Injured List (9/1)

Webb, J'Marcus - T

- Signed as FA (4/2)

Wilkins, Gary - DE

- Signed as FA (5/12)
- Waived (9/5)

Williams, Chase - LB

- Signed as FA (6/4)
- Waived/Injured (8/26)
- Placed on Reserve/Injured List (8/27)
- Waived (9/2)

Williams, Dan - DT

- Signed as Unrestricted FA (Ari.) (3/11)

Williams III, Milton - WR

- Signed as FA (5/8)
- Waived (5/12)
- Re-signed as FA (5/27)
- Waived (9/1)

Willis, Austin - WR

- Signed as FA (5/12)
- Waived (8/18)

Wilson, C.J. - DL

- Re-signed as FA (3/30)
- Released (9/5)
- Re-signed as FA (9/15)

Woodley, LaMarr - DE

- Released (3/5)

Wylie, Devon - WR

- Signed as FA (8/18)
- Waived (9/5)

Young, Usama - S

- Released/Failed Physical (3/6)



COACHES/MISC. INFO

2015 COACHES

Jack Del Rio, Head Coach
Bill Musgrave, Offensive Coordinator
Ken Norton, Jr., Defensive Coordinator
Brad Seely, Special Teams Coordinator
Sam Anno, Defensive Assistant
Todd Downing, Quarterbacks
Darryl Eto, Assistant Strength and Conditioning
Jethro Franklin, Defensive Line
Joe Gomes, Head Strength and Conditioning
Tim Holt, Assistant Offensive Line
Nick Holz, Quality Control - Offense
Bobby Johnson, Tight Ends
Kevin Kijowski, Strength and Conditioning Assistant
Wesley Miller, Strength and Conditioning Assistant
Rob Moore, Wide Receivers
Bernie Parmalee, Running Backs
Jake Peetz, Senior Offensive Assistant
Marcus Robertson, Defensive Backs
Tracy Smith, Assistant Special Teams
Travis Smith, Quality Control - Defense
Sal Sunseri, Linebackers
Mike Tice, Offensive Line
Brent Vieselmeyer, Assistant Linebackers
Rod Woodson, Assistant Defensive Backs

COACHING BREAKDOWN

| Coach | NFL seasons | Raiders seasons |
|-------------------|--------------------|------------------------|
| Jack Del Rio | 19 | First |
| Bill Musgrave | 17 | 2 |
| Ken Norton, Jr. | 6 | First |
| Brad Seely | 27 | First |
| Sam Anno | First | First |
| Todd Downing | 15 | First |
| Darryl Eto | First | First |
| Jethro Franklin | 10 | First |
| Joe Gomes | First | First |
| Tim Holt | 5 | First |
| Nick Holz | 4 | 4 |
| Bobby Johnson | 6 | First |
| Kevin Kijowski | First | First |
| Wesley Miller | First | First |
| Rob Moore | 2 | First |
| Bernie Parmalee | 7 | First |
| Jake Peetz | 7 | First |
| Marcus Robertson | 9 | 2 |
| Tracy Smith | 7 | First |
| Travis Smith | 4 | 4 |
| Sal Sunseri | 8 | First |
| Mike Tice | 19 | First |
| Brent Vieselmeyer | First | First |
| Rod Woodson | 2 | 2 |
| Totals | 180 | 33 |

PLAYING BREAKDOWN

| Coach | NFL playing seasons |
|------------------|----------------------------|
| Jack Del Rio | 11 |
| Bill Musgrave | 6 |
| Ken Norton, Jr. | 13 |
| Sam Anno | 7 |
| Jethro Franklin | 1 |
| Rob Moore | 12 |
| Bernie Parmalee | 9 |
| Marcus Robertson | 12 |
| Mike Tice | 14 |
| Rod Woodson | 17 |
| Totals | 102 |

ROSTER BREAKDOWN

Oldest Raider: Charles Woodson, 38 (born 10/7/76)

Youngest Raider: Amari Cooper, 21 (born 6/17/94)

Most Seasons as a Raider: Sebastian Janikowski, 16

Most NFL Seasons: Charles Woodson, 18

College with the most Raiders: Florida State (Mario Edwards Jr., Rodney Hudson and Sebastian Janikowski) and Miami (Fla.) (Ray-Ray Armstrong, Jon Feliciano and Clive Walford)

Conference with the most Raiders: SEC (8)

Tallest Raider: Austin Howard and J'Marcus Webb at 6-foot-7

Shortest Raider: DJ Hayden, Roy Helu, Jr. and Tevin McDonald at 5-foot-11

Former First-Round Draft Picks: 8

- Amari Cooper (Oak., 2015)
- Michael Crabtree (SF, 2009)
- DJ Hayden (Oak., 2013)
- Sebastian Janikowski (Oak., 2000)
- Khalil Mack (Oak., 2014)
- Aldon Smith (SF, 2011)
- Dan Williams (Ari., 2010)
- Charles Woodson (Oak., 1998)

Pro Bowlers: 7

- Jon Condo (2009)
- Sebastian Janikowski (2011)
- Donald Penn (2010)
- Marcel Reece (2012-14)
- Aldon Smith (2012)
- Justin Tuck (2008, 2010)
- Charles Woodson (1998-2001, 2008-11)

100 and Up: K Sebastian Janikowski is the senior member on the Raiders roster, having played in 241 regular season contests. He is also the Raiders' all-time leader in games played. Here is a look at the Raiders with at least 100 regular season games played in the NFL:

- Charles Woodson - 243
- Sebastian Janikowski - 241
- Justin Tuck - 147
- Khalif Barnes - 142
- Jon Condo - 136
- Donald Penn - 133
- Curtis Lofton - 117



2015 STATISTICS

| | | |
|---------------|----------------|--------|
| WON 2, LOST 3 | | |
| 09/13 L 13-33 | Cincinnati | 54,500 |
| 09/20 W 37-33 | Baltimore | 53,500 |
| 09/27 W 27-20 | at Cleveland | 67,431 |
| 10/04 L 20-22 | at Chicago | 62,409 |
| 10/11 L 10-16 | Denver | 55,013 |
| 10/25 | at San Diego | |
| 11/01 | New York Jets | |
| 11/08 | at Pittsburgh | |
| 11/15 | Minnesota | |
| 11/22 | at Detroit | |
| 11/29 | at Tennessee | |
| 12/06 | Kansas City | |
| 12/13 | at Denver | |
| 12/20 | Green Bay | |
| 12/24 | San Diego | |
| 01/03 | at Kansas City | |

| | | |
|--------------------|---------|---------|
| | Oak. | Opp. |
| TOTAL FIRST DOWNS | 98 | 110 |
| Rushing | 17 | 22 |
| Passing | 66 | 74 |
| Penalty | 15 | 14 |
| 3rd Down: Made/Att | 31/69 | 28/70 |
| 3rd Down Pct. | 44.9 | 40.0 |
| 4th Down: Made/Att | 3/5 | 5/5 |
| 4th Down Pct. | 60.0 | 100.0 |
| POSSESSION AVG. | 30:04 | 29:56 |
| TOTAL NET YARDS | 1694 | 1912 |
| Avg. Per Game | 338.8 | 382.4 |
| Total Plays | 314 | 333 |
| Avg. Per Play | 5.4 | 5.7 |
| NET YARDS RUSHING | 450 | 416 |
| Avg. Per Game | 90.0 | 83.2 |
| Total Rushes | 112 | 117 |
| NET YARDS PASSING | 1244 | 1496 |
| Avg. Per Game | 248.8 | 299.2 |
| Sacked/Yards Lost | 9/69 | 10/45 |
| Gross Yards | 1313 | 1541 |
| Att./Completions | 193/126 | 206/135 |
| Completion Pct. | 65.3 | 65.5 |
| Had Intercepted | 4 | 5 |
| PUNTS/AVERAGE | 21/46.9 | 20/45.5 |
| NET PUNTING AVG. | 21/42.4 | 20/38.9 |
| PENALTIES/YARDS | 44/311 | 35/360 |
| FUMBLES/BALL LOST | 7/5 | 6/4 |
| TOUCHDOWNS | 12 | 12 |
| Rushing | 2 | 3 |
| Passing | 10 | 8 |
| Returns | 0 | 1 |

| * SCORE BY PERIODS | Q1 | Q2 | Q3 | Q4 | OT | PTS |
|--------------------|----|----|----|----|----|-----|
| TEAM | 13 | 45 | 16 | 33 | 0 | 107 |
| OPPONENTS | 23 | 43 | 22 | 36 | 0 | 124 |

| * SCORING | TD | Ru | Pa | Rt | K-PAT | FG | S | PTS |
|------------|----|----|----|----|-------|-------|---|-----|
| Janikowski | 0 | 0 | 0 | 0 | 11/11 | 8/10 | 0 | 35 |
| Reece | 3 | 0 | 3 | 0 | | | 0 | 18 |
| Cooper | 2 | 0 | 2 | 0 | | | 0 | 12 |
| Murray | 2 | 2 | 0 | 0 | | | 0 | 12 |
| Roberts | 2 | 0 | 2 | 0 | | | 0 | 12 |
| Crabtree | 1 | 0 | 1 | 0 | | | 0 | 6 |
| Helu | 1 | 0 | 1 | 0 | | | 0 | 6 |
| A. Holmes | 1 | 0 | 1 | 0 | | | 0 | 6 |
| TEAM | 12 | 2 | 10 | 0 | 11/11 | 8/10 | 0 | 107 |
| OPPONENTS | 12 | 3 | 8 | 1 | 10/12 | 14/14 | 0 | 124 |

2-Pt Conv: TM 0-1, OPP 0-0
 SACKS: Mack 3, M. Smith 2, A. Smith 1.5,
 Armstrong 1, Ball 1, Tuck 1, M. Edwards 0.5,
 TM 10, OPP 9

FUM/LOST: Carr 3/2, Alexander 1/1,
 Cooper 1/1, McGloin 1/1, Rivera 1/0

| * PASSING | Att | Cmp | Yds | Cmp% | Yds/Att | TD | TD% | Int | Int% | Long | Sack/Lost | Rating |
|-----------|-----|-----|------|------|---------|----|-----|-----|------|------|-----------|--------|
| Carr | 162 | 103 | 1171 | 63.6 | 7.23 | 8 | 4.9 | 3 | 1.9 | 68t | 7/ 49 | 93.9 |
| McGloin | 31 | 23 | 142 | 74.2 | 4.58 | 2 | 6.5 | 1 | 3.2 | 14 | 2/ 20 | 91.1 |
| TEAM | 193 | 126 | 1313 | 65.3 | 6.80 | 10 | 5.2 | 4 | 2.1 | 68t | 9/ 69 | 93.5 |
| OPPONENTS | 206 | 135 | 1541 | 65.5 | 7.48 | 8 | 3.9 | 5 | 2.4 | 45 | 10/ 45 | 90.7 |

| * RUSHING | No. | Yds | Avg | Long | TD |
|-----------|-----|-----|-----|------|----|
| Murray | 80 | 336 | 4.2 | 54 | 2 |
| Jones | 7 | 30 | 4.3 | 9 | 0 |
| Carr | 6 | 29 | 4.8 | 24 | 0 |
| Helu | 8 | 28 | 3.5 | 12 | 0 |
| Olawale | 8 | 18 | 2.3 | 6 | 0 |
| Reece | 2 | 7 | 3.5 | 6 | 0 |
| Cooper | 1 | 2 | 2.0 | 2 | 0 |
| TEAM | 112 | 450 | 4.0 | 54 | 2 |
| OPPONENTS | 117 | 416 | 3.6 | 28 | 3 |

| * RECEIVING | No. | Yds | Avg | Long | TD |
|-------------|-----|------|------|------|----|
| Cooper | 28 | 386 | 13.8 | 68t | 2 |
| Crabtree | 27 | 318 | 11.8 | 37 | 1 |
| Murray | 17 | 98 | 5.8 | 14 | 0 |
| Reece | 14 | 162 | 11.6 | 55 | 3 |
| Rivera | 9 | 64 | 7.1 | 19 | 0 |
| Roberts | 7 | 80 | 11.4 | 36 | 2 |
| Helu | 6 | 37 | 6.2 | 12 | 1 |
| A. Holmes | 4 | 53 | 13.3 | 21 | 1 |
| L. Smith | 4 | 28 | 7.0 | 9 | 0 |
| Walford | 3 | 38 | 12.7 | 33 | 0 |
| Olawale | 3 | 19 | 6.3 | 11 | 0 |
| Jones | 2 | 19 | 9.5 | 13 | 0 |
| Streater | 1 | 8 | 8.0 | 8 | 0 |
| Penn | 1 | 3 | 3.0 | 3 | 0 |
| TEAM | 126 | 1313 | 10.4 | 68t | 10 |
| OPPONENTS | 135 | 1541 | 11.4 | 45 | 8 |

| * INTERCEPTIONS | No. | Yds | Avg | Long | TD |
|-----------------|-----|-----|-------|------|----|
| Woodson | 4 | 22 | 5.5 | 11 | 0 |
| Thorpe | 1 | -12 | -12.0 | -12 | 0 |
| TEAM | 5 | 10 | 2.0 | 11 | 0 |
| OPPONENTS | 4 | 112 | 28.0 | 74t | 1 |

| * PUNTING | No. | Yds | Avg | Net | TB | In | Lg | B |
|-----------|-----|-----|------|------|----|----|----|---|
| King | 21 | 984 | 46.9 | 42.4 | 2 | 9 | 70 | 0 |
| TEAM | 21 | 984 | 46.9 | 42.4 | 2 | 9 | 70 | 0 |
| OPPONENTS | 20 | 910 | 45.5 | 38.9 | 2 | 6 | 67 | 0 |

| * PUNT RETURNS | Ret | FC | Yds | Avg | Long | TD |
|----------------|-----|----|-----|-----|------|----|
| Carrie | 8 | 2 | 60 | 7.5 | 22 | 0 |
| Cooper | 4 | 0 | 25 | 6.3 | 18 | 0 |
| Alexander | 0 | 0 | 7 | --- | 7 | 0 |
| TEAM | 12 | 2 | 92 | 7.7 | 25 | 0 |
| OPPONENTS | 8 | 6 | 53 | 6.6 | 18 | 0 |

| * KICKOFF RETURNS | No. | Yds | Avg | Long | TD |
|-------------------|-----|-----|------|------|----|
| Helu | 4 | 85 | 21.3 | 37 | 0 |
| Jones | 4 | 121 | 30.3 | 35 | 0 |
| Reece | 1 | 18 | 18.0 | 18 | 0 |
| L. Smith | 1 | 8 | 8.0 | 8 | 0 |
| TEAM | 10 | 232 | 23.2 | 37 | 0 |
| OPPONENTS | 7 | 137 | 19.6 | 31 | 0 |

| * FIELD GOALS | 1-19 | 20-29 | 30-39 | 40-49 | 50+ |
|---------------|------|-------|-------|-------|-----|
| Janikowski | 0/ 0 | 3/ 3 | 1/ 2 | 3/ 4 | 1/1 |
| TEAM | 0/ 0 | 3/ 3 | 1/ 2 | 3/ 4 | 1/1 |
| OPPONENTS | 1/ 1 | 5/ 5 | 4/ 4 | 2/ 2 | 2/2 |

Janikowski: () (23G,46G,48G) (23G,35G) (29G,41G)

(38B,40N,50G)

OPP: (32G,35G) (22G,21G,37G,31G) (24G,41G) (19G,

54G,49G) (25G,20G,52G)



DEFENSE/SPECIAL TEAMS STATS

DEFENSE

| Player | TACKLES | | | | INTERCEPTIONS | | | | | FUMBLES | | | |
|-------------------|------------|------------|------------|-------------|---------------|----------|-----------|-----------|----------|-----------|----------|----------|----------|
| | Total | Solo | Asst. | Sk. | Yds. | No. | Yds. | Lg. | TD | PD | FF | FR | Yds. |
| Malcolm Smith | 45 | 28 | 17 | 2.0 | 13.0 | 0 | 0 | 0 | 0 | 3 | 0 | 0 | 0 |
| Curtis Lofton | 37 | 24 | 13 | 0.0 | 0.0 | 0 | 0 | 0 | 0 | 0 | 0 | 1 | 0 |
| Charles Woodson | 37 | 23 | 14 | 0.0 | 0.0 | 4 | 22 | 11 | 0 | 5 | 0 | 0 | 0 |
| DJ Hayden | 23 | 19 | 4 | 0.0 | 0.0 | 0 | 0 | 0 | 0 | 3 | 0 | 0 | 0 |
| Larry Asante | 21 | 11 | 10 | 0.0 | 0.0 | 0 | 0 | 0 | 0 | 1 | 0 | 0 | 0 |
| Dan Williams | 20 | 12 | 8 | 0.0 | 0.0 | 0 | 0 | 0 | 0 | 2 | 0 | 1 | 0 |
| Neiko Thorpe | 19 | 17 | 2 | 0.0 | 0.0 | 1 | -12 | 0 | 0 | 4 | 0 | 0 | 0 |
| TJ Carrie | 19 | 15 | 4 | 0.0 | 0.0 | 0 | 0 | 0 | 0 | 4 | 1 | 0 | 0 |
| Justin Tuck | 17 | 12 | 5 | 1.0 | 2.0 | 0 | 0 | 0 | 0 | 3 | 0 | 0 | 0 |
| Khalil Mack | 16 | 12 | 4 | 3.0 | 12.0 | 0 | 0 | 0 | 0 | 1 | 1 | 0 | 0 |
| David Amerson | 15 | 11 | 4 | 0.0 | 0.0 | 0 | 0 | 0 | 0 | 2 | 1 | 0 | 0 |
| Aldon Smith | 15 | 10 | 5 | 1.5 | 7.0 | 0 | 0 | 0 | 0 | 3 | 0 | 0 | 0 |
| Ray-Ray Armstrong | 11 | 11 | 0 | 1.0 | 3.0 | 0 | 0 | 0 | 0 | 0 | 0 | 0 | 0 |
| Denico Autry | 9 | 6 | 3 | 0.0 | 0.0 | 0 | 0 | 0 | 0 | 1 | 0 | 0 | 0 |
| Stacy McGee | 8 | 5 | 3 | 0.0 | 0.0 | 0 | 0 | 0 | 0 | 0 | 0 | 1 | 0 |
| Mario Edwards | 7 | 5 | 2 | 0.5 | 2.0 | 0 | 0 | 0 | 0 | 0 | 1 | 0 | 0 |
| Neiron Ball | 6 | 3 | 3 | 1.0 | 6.0 | 0 | 0 | 0 | 0 | 1 | 0 | 0 | 0 |
| Taylor Mays | 5 | 2 | 3 | 0.0 | 0.0 | 0 | 0 | 0 | 0 | 0 | 0 | 0 | 0 |
| C.J. Wilson | 3 | 2 | 1 | 0.0 | 0.0 | 0 | 0 | 0 | 0 | 0 | 0 | 0 | 0 |
| Justin Ellis | 2 | 1 | 1 | 0.0 | 0.0 | 0 | 0 | 0 | 0 | 0 | 0 | 0 | 0 |
| Nate Allen | 1 | 1 | 0 | 0.0 | 0.0 | 0 | 0 | 0 | 0 | 0 | 0 | 0 | 0 |
| Ben Heeney | 1 | 0 | 1 | 0.0 | 0.0 | 0 | 0 | 0 | 0 | 0 | 0 | 0 | 0 |
| Benson Mayowa | 1 | 0 | 1 | 0.0 | 0.0 | 0 | 0 | 0 | 0 | 0 | 0 | 0 | 0 |
| Lorenzo Alexander | 0 | 0 | 0 | 0.0 | 0.0 | 0 | 0 | 0 | 0 | 0 | 0 | 0 | 0 |
| Keith McGill | 0 | 0 | 0 | 0.0 | 0.0 | 0 | 0 | 0 | 0 | 0 | 0 | 0 | 0 |
| Dexter McDonald | 0 | 0 | 0 | 0.0 | 0.0 | 0 | 0 | 0 | 0 | 0 | 0 | 0 | 0 |
| Keenan Lambert | 0 | 0 | 0 | 0.0 | 0.0 | 0 | 0 | 0 | 0 | 0 | 0 | 0 | 0 |
| Tevin McDonald | 0 | 0 | 0 | 0.0 | 0.0 | 0 | 0 | 0 | 0 | 0 | 0 | 0 | 0 |
| Totals | 338 | 230 | 108 | 10.0 | 45.0 | 5 | 10 | 11 | 0 | 33 | 4 | 3 | 0 |

SPECIAL TEAMS

| Player | Total | Solo | Asst. | FF | FR | Blk |
|-------------------|-----------|-----------|----------|----------|----------|----------|
| Neiron Ball | 4 | 3 | 1 | 0 | 1 | 0 |
| Jamize Olawale | 3 | 3 | 0 | 0 | 0 | 0 |
| Jon Condo | 2 | 2 | 0 | 0 | 0 | 0 |
| Andre Holmes | 2 | 1 | 1 | 0 | 0 | 0 |
| Keith McGill | 1 | 1 | 0 | 0 | 0 | 0 |
| Lorenzo Alexander | 1 | 1 | 0 | 0 | 0 | 0 |
| Marcel Reece | 1 | 1 | 0 | 0 | 0 | 0 |
| Taylor Mays | 1 | 1 | 0 | 0 | 0 | 0 |
| Larry Asante | 1 | 1 | 0 | 0 | 0 | 0 |
| Ray-Ray Armstrong | 1 | 0 | 1 | 0 | 0 | 0 |
| Justin Tuck | 0 | 0 | 0 | 0 | 0 | 1 |
| Denico Autry | 0 | 0 | 0 | 0 | 0 | 1 |
| Totals | 17 | 14 | 3 | 0 | 1 | 2 |

MISCELLANEOUS TACKLES

| Player | Tkl | FF | FR |
|-----------------|----------|----------|----------|
| Donald Penn | 1 | 0 | 0 |
| Mychal Rivera | 1 | 0 | 0 |
| Rodney Hudson | 1 | 0 | 0 |
| Gabe Jackson | 1 | 0 | 0 |
| Latavius Murray | 1 | 0 | 0 |
| J'Marcus Webb | 1 | 0 | 0 |
| Derek Carr | 1 | 0 | 0 |
| Roy Helu, Jr. | 0 | 0 | 1 |
| Totals | 7 | 0 | 1 |

DEFENSIVE SCORING

| Player | Int TD | Fum Ret | Safeties |
|--------|-----------|------------|----------|
|--------|-----------|------------|----------|

DEFENSIVE TOUCHDOWNS

None



GAME-BY-GAME STARTERS/INACTIVES

OFFENSE

| | <u>WR</u> | <u>LT</u> | <u>LG</u> | <u>C</u> | <u>RG</u> | <u>RT</u> | <u>TE</u> | <u>WR</u> | <u>QB</u> | <u>RB</u> | <u>FB</u> | <u>3WR/2TE</u> | <u>OTHER</u> |
|----------------|-----------|-----------|-----------|----------|-----------|-----------|-----------|-----------|-----------|-----------|-----------|----------------|--------------|
| 9/13 vs. Cin. | Crabtree | Penn | Jackson | Hudson | Webb | Howard | L.Smith | Cooper | Carr | Murray | Reece | - | - |
| 9/20 vs. Bal. | Crabtree | Penn | Jackson | Hudson | Webb | Howard | L.Smith | Cooper | Carr | Murray | Reece | - | - |
| 9/27 at Cle. | Crabtree | Penn | Jackson | Hudson | Webb | Howard | L.Smith | Cooper | Carr | Murray | Reece | - | - |
| 10/4 at Chi. | Crabtree | Penn | Jackson | Hudson | Webb | Howard | L.Smith | Cooper | Carr | Murray | Reece | - | - |
| 10/11 vs. Den. | Crabtree | Penn | Jackson | Hudson | Webb | Howard | L.Smith | Cooper | Carr | Murray | Reece | - | - |
| 10/25 at SD | | | | | | | | | | | | | |
| 11/1 vs. NYJ | | | | | | | | | | | | | |
| 11/8 at Pit. | | | | | | | | | | | | | |
| 11/15 vs. Min. | | | | | | | | | | | | | |
| 11/22 at Det. | | | | | | | | | | | | | |
| 11/29 at Ten. | | | | | | | | | | | | | |
| 12/6 vs. KC | | | | | | | | | | | | | |
| 12/13 at Den. | | | | | | | | | | | | | |
| 12/20 vs. GB | | | | | | | | | | | | | |
| 12/24 vs. SD | | | | | | | | | | | | | |
| 1/3/16 at KC | | | | | | | | | | | | | |

DEFENSE

| | <u>DE</u> | <u>DT</u> | <u>NT</u> | <u>DE</u> | <u>OLB</u> | <u>MLB</u> | <u>OLB</u> | <u>CB</u> | <u>S</u> | <u>S</u> | <u>CB</u> |
|----------------|-----------|-----------|-----------|-----------|------------|------------|------------|-----------|----------|----------|-----------|
| 9/13 vs. Cin. | Tuck | Williams | Ellis | Mack | Armstrong | Lofton | M.Smith | Hayden | Woodson | Allen | - |
| 9/20 vs. Bal. | Tuck | Williams | Wilson | Mack | Armstrong | Lofton | M.Smith | Hayden | Woodson | Mays | - |
| 9/27 at Cle. | Tuck | Williams | McGee | Mack | A.Smith | Lofton | M.Smith | Hayden | Woodson | Carrie | - |
| 10/4 at Chi. | Tuck | Williams | McGee | Mack | A.Smith | Lofton | M.Smith | Hayden | Woodson | Carrie | - |
| 10/11 vs. Den. | Tuck | Williams | Edwards | Mack | A.Smith | M.Smith | N.Ball | Hayden | Woodson | Carrie | - |
| 10/25 at SD | | | | | | | | | | | |
| 11/1 vs. NYJ | | | | | | | | | | | |
| 11/8 at Pit. | | | | | | | | | | | |
| 11/15 vs. Min. | | | | | | | | | | | |
| 11/22 at Det. | | | | | | | | | | | |
| 11/29 at Ten. | | | | | | | | | | | |
| 12/6 vs. KC | | | | | | | | | | | |
| 12/13 at Den. | | | | | | | | | | | |
| 12/20 vs. GB | | | | | | | | | | | |
| 12/24 vs. SD | | | | | | | | | | | |
| 1/3/16 at KC | | | | | | | | | | | |

INACTIVES

| | | |
|-----------------|--|-----------------|
| 9/13 vs. Cin.: | Butler, D. McDonald, Helu, Jr., Feliciano, McCants, G.Holmes, Mayowa | 11/15 vs. Min.: |
| 9/20 vs. Bal.: | D. McDonald, Olawale, Feliciano, McCants, Ellis, Streater, Mayowa | 11/22 at Det.: |
| 9/27 at Cle.: | D. McDonald, Olawale, Feliciano, McCants, Ellis, Streater, Mayowa | 11/29 at Ten.: |
| 10/4 at Chi.: | Jones, McGill, Heeney, Feliciano, McCants, Mayowa, Wilson | 12/6 vs. KC: |
| 10/11 vs. Den.: | D. McDonald, Jones, Feliciano, McCants, Ellis, Streater, Autry | 12/13 at Den.: |
| 10/25 at SD: | | 12/20 vs. GB: |
| 11/1 vs. NYJ: | | 12/24 vs. SD: |
| 11/8 at Pit.: | | 1/3/16 at KC: |

[illegible]



| Score by Qtr. | | 9/13 vs. Cin. | 9/20 vs. Bal. | 9/27 at Cle. | 10/4 at Chi. | 10/11 vs. Den. | 10/25 at SD | 11/1 vs. NYJ | 11/8 at Pit. | 11/15 vs. Min. | 11/22 at Det. | 11/29 at Ten. | 12/6 vs. KC | 12/13 at Den. | 12/20 vs. GB | 12/24 vs. SD | 1/3/16 at KC | Total |
|--------------------|--|---------------|---------------|--------------|--------------|----------------|-------------|--------------|--------------|----------------|---------------|---------------|-------------|---------------|--------------|--------------|--------------|-------|
| 1st Qtr. | | 7 | 10 | 0 | 6 | 0 | 0 | | | | | | | | | | 23 | |
| 2nd Qtr. | | 17 | 10 | 3 | 10 | 3 | 3 | | | | | | | | | | 43 | |
| 3rd Qtr. | | 9 | 0 | 7 | 0 | 6 | 6 | | | | | | | | | | 22 | |
| 4th Qtr. | | 0 | 13 | 10 | 6 | 7 | 7 | | | | | | | | | | 36 | |
| OT | | 0 | 0 | 0 | 0 | 0 | 0 | | | | | | | | | | 0 | |
| First Downs | | | | | | | | | | | | | | | | | | |
| Total | | 22 | 29 | 21 | 23 | 15 | 15 | | | | | | | | | | 110 | |
| Rush | | 7 | 7 | 2 | 4 | 2 | 2 | | | | | | | | | | 22 | |
| Pass | | 13 | 17 | 16 | 17 | 11 | 11 | | | | | | | | | | 74 | |
| Penalties | | 2 | 5 | 3 | 2 | 2 | 2 | | | | | | | | | | 14 | |
| Third Downs | | | | | | | | | | | | | | | | | | |
| Conversions | | 4 | 4 | 8 | 10 | 2 | 2 | | | | | | | | | | 28 | |
| Attempts | | 13 | 11 | 16 | 17 | 13 | 13 | | | | | | | | | | 70 | |
| Fourth Downs | | | | | | | | | | | | | | | | | | |
| Conversions | | 1 | 2 | 1 | 1 | 0 | 0 | | | | | | | | | | 5 | |
| Attempts | | 1 | 2 | 1 | 1 | 0 | 0 | | | | | | | | | | 5 | |
| Total Offense | | | | | | | | | | | | | | | | | | |
| Plays | | 65 | 70 | 68 | 75 | 55 | 55 | | | | | | | | | | 333 | |
| Yards | | 396 | 493 | 355 | 371 | 297 | 297 | | | | | | | | | | 1,912 | |
| Average | | 6.1 | 7.0 | 5.2 | 4.9 | 5.4 | 5.4 | | | | | | | | | | 5.7 | |
| Net Rushing | | | | | | | | | | | | | | | | | | |
| Attempts | | 31 | 25 | 14 | 29 | 18 | 18 | | | | | | | | | | 117 | |
| Yards | | 127 | 109 | 39 | 98 | 43 | 43 | | | | | | | | | | 416 | |
| Touchdowns | | 2 | 1 | 0 | 0 | 0 | 0 | | | | | | | | | | 3 | |
| Net Passing | | | | | | | | | | | | | | | | | | |
| Attempts | | 34 | 32 | 49 | 43 | 35 | 35 | | | | | | | | | | 206 | |
| Completions | | 25 | 45 | 28 | 22 | 22 | 22 | | | | | | | | | | 135 | |
| Yards | | 269 | 384 | 316 | 273 | 254 | 254 | | | | | | | | | | 1,496 | |
| Touchdowns | | 2 | 2 | 2 | 2 | 0 | 0 | | | | | | | | | | 8 | |
| Interceptions | | 0 | 1 | 1 | 1 | 2 | 2 | | | | | | | | | | 5 | |
| Sacked | | 0 | 0 | 5 | 3 | 2 | 2 | | | | | | | | | | 10 | |
| Punts | | | | | | | | | | | | | | | | | | |
| Number | | 5 | 2 | 4 | 3 | 6 | 6 | | | | | | | | | | 20 | |
| Gross Average | | 43.8 | 46.0 | 52.8 | 45.3 | 42.0 | 42.0 | | | | | | | | | | 45.5 | |
| Net Average | | 38.4 | 43.5 | 51.3 | 35.7 | 31.2 | 31.2 | | | | | | | | | | 38.9 | |
| Penalties | | | | | | | | | | | | | | | | | | |
| Number | | 6 | 10 | 6 | 7 | 6 | 6 | | | | | | | | | | 35 | |
| Yards | | 50 | 109 | 50 | 48 | 103 | 103 | | | | | | | | | | 360 | |
| Fumbles | | | | | | | | | | | | | | | | | | |
| Number | | 0 | 1 | 2 | 3 | 0 | 0 | | | | | | | | | | 6 | |
| Lost | | 0 | 1 | 1 | 2 | 0 | 0 | | | | | | | | | | 4 | |
| Two-Point Conv. | | | | | | | | | | | | | | | | | | |
| Conversions | | 0 | 0 | 0 | 0 | 0 | 0 | | | | | | | | | | 0 | |
| Attempts | | 0 | 0 | 0 | 0 | 0 | 0 | | | | | | | | | | 0 | |
| Time of Possession | | 32:32 | 30:27 | 27:31 | 33:22 | 25:51 | 25:51 | | | | | | | | | | 29:56 | |



RAIDERS SEASON HIGHS

TEAM

| <u>Statistic</u> | <u>High</u> | <u>Date/Opp.</u> |
|---------------------|------------------------|---------------------|
| Points | 37 | 9/20 vs. Bal. |
| Points in a quarter | 14 (second); two times | last; 10/4 at Chi. |
| Points in a half | 20 (first) | 9/20 vs. Bal. |
| Offensive plays | 68 | 10/11 vs. Den. |
| Yards per play | 7.6 | 9/27 at Cle. |
| First downs | 27 | 9/20 vs. Bal. |
| Third down % | 64 | 9/20 vs. Bal. |
| Total net yards | 469 | 9/27 at Cle. |
| Net rushing yards | 155 | 9/27 at Cle. |
| Rushing attempts | 30 | 9/27 at Cle. |
| Rushing average | 5.2 | 9/27 at Cle. |
| Net passing yards | 351 | 9/20 vs. Bal. |
| Completions | 30; two times | last; 9/20 vs. Bal. |
| Passing attempts | 46 | 9/20 vs. Bal. |
| Completion % | 69.8 | 9/13 vs. Cin. |
| Time of possession | 34:09 | 10/11 vs. Den. |
| Gross punting | 59.0 | 9/20 vs. Bal. |
| Net punting | 50.8 | 10/11 vs. Den. |

INDIVIDUAL

| <u>Statistic</u> | <u>High</u> | <u>Player</u> | <u>Date/Opp.</u> |
|----------------------|---------------|-----------------------|------------------|
| Points | 13 | Sebastian Janikowski | 9/20 vs. Bal. |
| Touchdowns | 2 | Marcel Reece | 9/13 vs. Cin. |
| Field goals | 3 | Sebastian Janikowski | 9/20 vs. Bal. |
| Field goal attempts | 3 | Sebastian Janikowski | 9/20 vs. Bal. |
| Longest field goal | 50 | Sebastian Janikowski | 10/11 vs. Den. |
| Longest FG attempt | 50 | Sebastian Janikowski | 10/11 vs. Den. |
| Rushing attempts | 26 | Latavius Murray | 9/27 at Cle. |
| Rushing yards | 139 | Latavius Murray | 9/27 at Cle. |
| Rushing average | 11.5 | Derek Carr | 9/20 vs. Bal. |
| Rushing long | 54 | Latavius Murray | 9/27 at Cle. |
| Rushing touchdowns | 1; two times | last; Latavius Murray | 9/27 at Cle. |
| Completions | 30 | Derek Carr | 9/20 vs. Bal. |
| Attempts | 46 | Derek Carr | 9/20 vs. Bal. |
| Completion % | 74.2 | Matt McGloin | 9/13 vs. Cin. |
| Passing yards | 351 | Derek Carr | 9/20 vs. Bal. |
| Passing touchdowns | 3 | Derek Carr | 9/20 vs. Bal. |
| Passing long | 68 | Derek Carr | 9/20 vs. Bal. |
| Yards per attempt | 9.8 | Derek Carr | 9/27 at Cle. |
| Receptions | 9 | Michael Crabtree | 9/20 vs. Bal. |
| Receiving yards | 134 | Amari Cooper | 9/27 at Cle. |
| Receiving long | 68 | Amari Cooper | 9/20 vs. Bal. |
| Rec. touchdowns | 2 | Marcel Reece | 9/13 vs. Cin. |
| Tackles | 13 | Curtis Lofton | 9/20 vs. Bal. |
| Sacks | 2 | Khalil Mack | 9/27 at Cle. |
| Interceptions | 2 | Charles Woodson | 10/11 vs. Den. |
| Int. return yards | 11; two times | last; Charles Woodson | 10/11 vs. Den. |
| Kickoff returns | 3 | Roy Helu, Jr. | 10/4 at Chi. |
| Kickoff return yards | 61 | Taiwan Jones | 9/13 vs. Cin. |
| Punt returns | 3 | TJ Carrie | 9/13 vs. Cin. |
| Punt return yards | 27 | TJ Carrie | 9/13 vs. Cin. |
| Longest punt | 70 | Marquette King | 9/20 vs. Bal. |
| Punts inside 20 | 3 | Marquette King | 10/11 vs. Den. |



OPPONENT SEASON HIGHS

TEAM

| <u>Statistic</u> | <u>High</u> | <u>Date/Opp.</u> |
|---------------------|---------------|---------------------|
| Points | 33; two times | last; 9/20 vs. Bal. |
| Points in a quarter | 17 (first) | 9/13 vs. Cin. |
| Points in a half | 24 (first) | 9/13 vs. Cin. |
| Offensive plays | 75 | 10/4 at Chi. |
| Yards per play | 7.0 | 9/20 vs. Bal. |
| First downs | 29 | 9/20 vs. Bal. |
| Third down % | 59 | 10/4 at Chi. |
| Total net yards | 493 | 9/20 vs. Bal. |
| Net rushing yards | 127 | 9/13 vs. Cin. |
| Rushing attempts | 31 | 9/13 vs. Cin. |
| Rushing average | 4.4 | 9/20 vs. Bal. |
| Net passing yards | 384 | 9/20 vs. Bal. |
| Completions | 32 | 9/20 vs. Bal. |
| Passing attempts | 49 | 9/27 at Cle. |
| Completion % | 73.5 | 9/13 vs. Cin. |
| Time of possession | 33:22 | 10/4 at Chi. |
| Gross punting | 52.8 | 9/27 at Cle. |
| Net punting | 51.3 | 9/27 at Cle. |

INDIVIDUAL

| <u>Statistic</u> | <u>High</u> | <u>Player</u> | <u>Date/Opp.</u> |
|----------------------|----------------|-------------------------|------------------|
| Points | 15 | Justin Tucker | 9/20 vs. Bal. |
| Touchdowns | 2; three times | last; Crockett Gillmore | 9/20 vs. Bal. |
| Field goals | 4 | Justin Tucker | 9/20 vs. Bal. |
| Field goal attempts | 4 | Justin Tucker | 9/20 vs. Bal. |
| Longest field goal | 54 | Robbie Gould | 10/4 at Chi. |
| Longest FG attempt | 54 | Robbie Gould | 10/4 at Chi. |
| Rushing attempts | 25 | Matt Forte | 10/4 at Chi. |
| Rushing yards | 91 | Matt Forte | 10/4 at Chi. |
| Rushing average | 7.9 | Giovani Bernard | 9/13 vs. Cin. |
| Rushing long | 28 | Giovani Bernard | 9/13 vs. Cin. |
| Rushing touchdowns | 2 | Jeremy Hill | 9/13 vs. Cin. |
| Completions | 32 | Joe Flacco | 9/20 vs. Bal. |
| Attempts | 49 | Josh McCown | 9/27 at Cle. |
| Completion % | 73.5 | Andy Dalton | 9/13 vs. Cin. |
| Passing yards | 384 | Joe Flacco | 9/20 vs. Bal. |
| Passing touchdowns | 2; four times | last; Jay Cutler | 10/4 at Chi. |
| Passing long | 45 | Peyton Manning | 10/11 vs. Den. |
| Yards per attempt | 8.5 | Joe Flacco | 9/20 vs. Bal. |
| Receptions | 11 | Martellus Bennett | 10/4 at Chi. |
| Receiving yards | 150 | Steve Smith | 9/20 vs. Bal. |
| Receiving long | 45 | Emmanuel Sanders | 10/11 vs. Den. |
| Rec. touchdowns | 2; two times | last; Crockett Gillmore | 9/20 vs. Bal. |
| Tackles | 10; two times | last; Danny Trevathan | 10/11 vs. Den. |
| Sacks | 1; nine times | last; Shane Ray | 10/11 vs. Den. |
| Interceptions | 1; four times | last; Chris Harris | 10/11 vs. Den. |
| Int. return yards | 74 | Chris Harris | 10/11 vs. Den. |
| Kickoff returns | 2; two times | last; Omar Bolden | 10/11 vs. Den. |
| Kickoff return yards | 54 | Omar Bolden | 10/11 vs. Den. |
| Punt returns | 3 | Travis Benjamin | 9/27 at Cle. |
| Punt return yards | 23 | Adam Jones | 9/13 vs. Cin. |
| Longest punt | 67 | Andy Lee | 9/27 at Cle. |
| Punts inside 20 | 2 | Andy Lee | 9/27 at Cle. |



BIG PLAYS - RAIDERS

| <u>Yards</u> | <u>Description</u> | <u>Date/Opp.</u> | <u>Outcome</u> |
|--------------|--|------------------|----------------|
| 68t | Amari Cooper touchdown reception from Derek Carr | 9/20 vs. Bal. | W, 37-33 |
| 55 | Marcel Reece reception from Derek Carr | 9/27 at Cle. | W, 27-20 |
| 54 | Latavius Murray rush | 9/27 at Cle. | W, 27-20 |
| 40 | Amari Cooper reception from Derek Carr | 9/27 at Cle. | W, 27-20 |
| 37 | Michael Crabtree reception from Derek Carr | 9/20 vs. Bal. | W, 37-33 |
| 36 | Seth Roberts reception from Derek Carr | 9/27 at Cle. | W, 27-20 |
| 33 | Clive Walford reception from Derek Carr | 10/11 vs. Den. | L, 10-16 |
| 29t | Michael Crabtree touchdown reception from Derek Carr | 9/20 vs. Bal. | W, 37-33 |
| 26t | Amari Cooper touchdown reception from Derek Carr | 10/4 at Chi. | L, 20-22 |
| 25 | Michael Crabtree reception from Derek Carr | 10/11 vs. Den. | L, 10-16 |
| 25 | Michael Crabtree reception from Derek Carr | 10/4 at Chi. | L, 20-22 |
| 24 | Derek Carr rush | 9/20 vs. Bal. | W, 37-33 |
| 23 | Amari Cooper reception from Derek Carr | 9/20 vs. Bal. | W, 37-33 |
| 23 | Amari Cooper reception from Derek Carr | 9/27 at Cle. | W, 27-20 |
| 21 | Amari Cooper reception from Derek Carr | 10/11 vs. Den. | L, 10-16 |
| 21 | Michael Crabtree reception from Derek Carr | 10/11 vs. Den. | L, 10-16 |
| 21 | Andre Holmes reception from Derek Carr | 9/20 vs. Bal. | W, 37-33 |
| 21 | Andre Holmes reception from Derek Carr | 9/20 vs. Bal. | W, 37-33 |
| 21 | Amari Cooper reception from Derek Carr | 9/13 vs. Cin. | L, 13-33 |
| 20 | Latavius Murray rush | 9/27 at Cle. | W, 27-20 |



BIG PLAYS - OPPONENTS

| <u>Yards</u> | <u>Description</u> | <u>Date/Opp.</u> | <u>Outcome</u> |
|--------------|---|------------------|----------------|
| 45 | Emmanuel Sanders reception from Peyton Manning | 10/11 vs. Den. | L, 10-16 |
| 41 | Bennie Fowler reception from Peyton Manning | 10/11 vs. Den. | L, 10-16 |
| 41 | Brian Hartline reception from Josh McCown | 9/27 at Cle. | W, 27-20 |
| 40 | Gary Barnidge reception from Josh McCown | 9/27 at Cle. | W, 27-20 |
| 38 | Matt Forte reception from Jay Cutler | 10/4 at Chi. | L, 20-22 |
| 38 | Crockett Gillmore reception from Joe Flacco | 9/20 vs. Bal. | W, 37-33 |
| 38 | Kamar Aiken reception from Joe Flacco | 9/20 vs. Bal. | W, 37-33 |
| 37 | Steve Smith reception from Joe Flacco | 9/20 vs. Bal. | W, 37-33 |
| 35 | Marquess Wilson reception from Jay Cutler | 10/4 at Chi. | L, 20-22 |
| 31 | Tyler Eifert reception from Andy Dalton | 9/13 vs. Cin. | L, 13-33 |
| 30 | A.J. Green reception from Andy Dalton | 9/13 vs. Cin. | L, 13-33 |
| 28t | Gary Barnidge touchdown reception from Josh McCown | 9/27 at Cle. | W, 27-20 |
| 28 | Mohamed Sanu reception from Andy Dalton | 9/13 vs. Cin. | L, 13-33 |
| 28 | Giovani Bernard rush | 9/13 vs. Cin. | L, 13-33 |
| 26t | Crockett Gillmore touchdown reception from Joe Flacco | 9/20 vs. Bal. | W, 37-33 |
| 26 | Kamar Aiken reception from Joe Flacco | 9/20 vs. Bal. | W, 37-33 |
| 24 | Rex Burkhead reception from Andy Dalton | 9/13 vs. Cin. | L, 13-33 |
| 24 | Martellus Bennett reception from Jay Cutler | 10/4 at Chi. | L, 20-22 |
| 23 | Steve Smith reception from Joe Flacco | 9/20 vs. Bal. | W, 37-33 |
| 22 | Emmanuel Sanders reception from Peyton Manning | 10/11 vs. Den. | L, 10-16 |
| 22 | Steve Smith reception from Joe Flacco | 9/20 vs. Bal. | W, 37-33 |
| 21 | Eddie Royal reception from Jay Cutler | 10/4 at Chi. | L, 20-22 |
| 20 | Matt Forte rush | 10/4 at Chi. | L, 20-22 |
| 20 | Steve Smith reception from Joe Flacco | 9/20 vs. Bal. | W, 37-33 |



LONGEST RETURNS

RAIDERS

| <u>Date, Opp.</u> | <u>Type</u> | <u>Yards</u> | <u>Player</u> | <u>Result of ensuing possession</u> |
|-------------------|-------------|--------------|---------------|-------------------------------------|
| 10/4 at Chi. | Kickoff | 37 | Roy Helu, Jr. | End of game |
| 9/27 at Cle. | Kickoff | 35 | Taiwan Jones | Touchdown |
| 9/13 vs. Cin. | Kickoff | 33 | Taiwan Jones | Turnover on downs |
| 9/13 vs. Cin. | Kickoff | 28 | Taiwan Jones | Punt |
| 10/11 vs. Den. | Kickoff | 27 | Roy Helu, Jr. | Punt |
| 9/27 at Cle. | Kickoff | 25 | Taiwan Jones | Field goal |
| 10/4 at Chi. | Punt | 22 | TJ Carrie | Touchdown |

Number of 20-plus-yard returns: 7

Number of 40-plus-yard returns: 0

OPPONENTS

| <u>Date, Opp.</u> | <u>Type</u> | <u>Yards</u> | <u>Player</u> | <u>Result of ensuing possession</u> |
|-------------------|-------------|--------------|-------------------|-------------------------------------|
| 10/11 vs. Den. | Kickoff | 31 | Omar Bolden | Punt |
| 9/20 vs. Bal. | Kickoff | 29 | Michael Campanaro | Field Goal |
| 10/4 at Chi. | Kickoff | 26 | Marc Mariani | Fumble |
| 10/11 vs. Den. | Kickoff | 23 | Omar Bolden | Punt |

Number of 20-plus-yard returns: 4

Number of 40-plus-yard returns: 0



TAKEAWAYS

RAIDERS TAKEAWAYS

| <u>Date/Opp.</u> | <u>Qtr.</u> | <u>Score</u> | <u>Turnover</u> | <u>Result of ensuing possession</u> |
|------------------|-------------|--------------|--|-------------------------------------|
| 9/20 vs. Bal. | 1 | 7-0, Oak. | TJ Carrie forced fumble, recovery by Curtis Lofton (Kamar Aiken fumble) | Field Goal |
| 9/20 vs. Bal. | 4 | 37-33, Oak. | Neiko Thorpe interception (Joe Flacco pass) | End of game |
| 9/27 at Cle. | 4 | 27-20, Oak. | Muffed punt recovery by Neiron Ball (Travis Benjamin muff) | Punt |
| 9/27 at Cle. | 4 | 27-20, Oak. | Charles Woodson interception (Josh McCown pass) | End of game |
| 10/4 at Chi. | 2 | 7-6, Oak. | Dan Williams recovery (Matt Slauson fumble) | Touchdown |
| 10/4 at Chi. | 3 | 16-14, Chi. | David Amerson forced fumble, recovery by Stacy McGee (Matt Forte fumble) | Field Goal |
| 10/4 at Chi. | 4 | 19-17, Chi. | Charles Woodson interception (Jay Cutler pass) | Field Goal |
| 10/11 vs. Den. | 2 | 7-3, Oak. | Charles Woodson interception (Peyton Manning pass) | End of half |
| 10/11 vs. Den. | 3 | 9-7, Den. | Charles Woodson interception (Peyton Manning pass) | Missed field goal |

Notes: 9 takeaways resulting in 16 points.

OPPONENT TAKEAWAYS

| <u>Date/Opp.</u> | <u>Qtr.</u> | <u>Score</u> | <u>Turnover</u> | <u>Result of ensuing possession</u> |
|------------------|-------------|--------------|--|-------------------------------------|
| 9/13 vs. Cin. | 3 | 24-0, Cin. | Reggie Nelson interception (Matt McGloin pass) | Punt |
| 9/13 vs. Cin. | 3 | 30-0, Cin. | Geno Atkins forced fumble, recovery by Michael Johnson (Matt McGloin fumble) | Field Goal |
| 9/20 vs. Bal. | 4 | 30-30 | Will Hill interception (Derek Carr pass) | Field Goal |
| 9/27 at Cle. | 4 | 27-13, Oak. | C. Kirksey forced fumble, recovery by John Hughes (Amari Cooper fumble) | Touchdown |
| 10/4 at Chi. | 2 | 14-13, Oak. | Pernell McPhee interception (Derek Carr pass) | Field Goal |
| 10/4 at Chi. | 4 | 19-17, Chi. | Sam Acho recovery (Latavius Murray fumble) | Interception |
| 10/11 vs. Den. | 3 | 7-3, Oak. | Von Miller forced fumble and recovery (Derek Carr fumble) | Field Goal |
| 10/11 vs. Den. | 4 | 9-7, Den. | Chris Harris interception (Derek Carr pass) | Touchdown |
| 10/11 vs. Den. | 4 | 16-10, Den. | Shaquil Barrett forced fumble, recovery by David Burton (Lorenzo Alexander fumble) | End of game |

Notes: 9 takeaways resulting in 26 points.



TURNOVER BREAKDOWN

RAIDERS GAME-BY-GAME TURNOVER BREAKDOWN

| <u>Date/Opp.</u> | <u>Takeaways</u> | <u>Giveaways</u> | <u>Game Differential</u> | <u>Result</u> | <u>Season Differential</u> |
|------------------|------------------|------------------|--------------------------|---------------|----------------------------|
| 9/13 vs. Cin. | 0 | 2 | -2 | L, 13-33 | -2 |
| 9/20 vs. Bal. | 2 | 1 | 1 | W, 37-33 | -1 |
| 9/27 at Cle. | 2 | 1 | 1 | W, 27-20 | 0 |
| 10/4 at Chi. | 3 | 2 | 1 | L, 20-22 | +1 |
| 10/11 vs. Den. | 2 | 3 | -1 | L, 10-16 | 0 |
| 10/25 at SD | | | | | |
| 11/1 vs. NYJ | | | | | |
| 11/8 at Pit. | | | | | |
| 11/15 vs. Min. | | | | | |
| 11/22 at Det. | | | | | |
| 11/29 at Ten. | | | | | |
| 12/6 vs. KC | | | | | |
| 12/13 at Den. | | | | | |
| 12/20 vs. GB | | | | | |
| 12/24 vs. SD | | | | | |
| 1/3/16 at KC | | | | | |
| Totals | 9 | 9 | | 2-3 | 0 |





RED ZONE EFFICIENCY

RAIDERS

| <u>Date/Opp.</u> | <u>Possessions</u> | <u>Scores</u> | <u>Touchdowns</u> | <u>Field Goals</u> | <u>Touchdown %</u> | <u>Red Zone Points</u> |
|------------------|--------------------|---------------|-------------------|--------------------|--------------------|------------------------|
| 9/13 vs. Cin. | 2 | 2 | 2 | 0 | 100.0 | 13 |
| 9/20 vs. Bal. | 3 | 3 | 2 | 1 | 66.7 | 17 |
| 9/27 at Cle. | 5 | 5 | 3 | 2 | 60.0 | 27 |
| 10/4 at Chi. | 2 | 2 | 1 | 1 | 50.0 | 10 |
| 10/11 vs. Den. | 2 | 1 | 1 | 0 | 50.0 | 7 |
| 10/25 at SD | | | | | | |
| 11/1 vs. NYJ | | | | | | |
| 11/8 at Pit. | | | | | | |
| 11/15 vs. Min. | | | | | | |
| 11/22 at Det. | | | | | | |
| 11/29 at Ten. | | | | | | |
| 12/6 vs. KC | | | | | | |
| 12/13 at Den. | | | | | | |
| 12/20 vs. GB | | | | | | |
| 12/24 vs. SD | | | | | | |
| 1/3/16 at KC | | | | | | |
| Totals | 14 | 13 | 9 | 4 | 64.3 | 74 |

OPPONENTS

| <u>Date/Opp.</u> | <u>Possessions</u> | <u>Scores</u> | <u>Touchdowns</u> | <u>Field Goals</u> | <u>Touchdown %</u> | <u>Red Zone Points</u> |
|------------------|--------------------|---------------|-------------------|--------------------|--------------------|------------------------|
| 9/13 vs. Cin. | 6 | 6 | 4 | 2 | 66.7 | 33 |
| 9/20 vs. Bal. | 6 | 6 | 2 | 4 | 33.3 | 26 |
| 9/27 at Cle. | 3 | 3 | 1 | 2 | 33.3 | 13 |
| 10/4 at Chi. | 3 | 3 | 2 | 1 | 66.7 | 16 |
| 10/11 vs. Den. | 3 | 2 | 0 | 2 | 00.0 | 6 |
| 10/25 at SD | | | | | | |
| 11/1 vs. NYJ | | | | | | |
| 11/8 at Pit. | | | | | | |
| 11/15 vs. Min. | | | | | | |
| 11/22 at Det. | | | | | | |
| 11/29 at Ten. | | | | | | |
| 12/6 vs. KC | | | | | | |
| 12/13 at Den. | | | | | | |
| 12/20 vs. GB | | | | | | |
| 12/24 vs. SD | | | | | | |
| 1/3/16 at KC | | | | | | |
| Totals | 21 | 20 | 9 | 11 | 42.9 | 94 |



ONSIDE KICKS

RAIDERS

| <u>Date/Opp.</u> | <u>Quarter</u> | <u>Score</u> | <u>Kicker</u> | <u>Recovered by</u> | <u>Yard line recovered at</u> |
|------------------|----------------|--------------|----------------------|---------------------|-------------------------------|
| 9/13 vs. Cin. | ----- | ----- | ----- | ----- | ----- |
| 9/20 vs. Bal. | ----- | ----- | ----- | ----- | ----- |
| 9/27 at Cle. | ----- | ----- | ----- | ----- | ----- |
| 10/4 at Chi. | ----- | ----- | ----- | ----- | ----- |
| 10/11 vs. Den. | 4 | 16-10, Den. | Sebastian Janikowski | Demaryius Thomas | Oakland 49 |
| 10/25 at SD | | | | | |
| 11/1 vs. NYJ | | | | | |
| 11/8 at Pit. | | | | | |
| 11/15 vs. Min. | | | | | |
| 11/22 at Det. | | | | | |
| 11/29 at Ten. | | | | | |
| 12/6 vs. KC | | | | | |
| 12/13 at Den. | | | | | |
| 12/20 vs. GB | | | | | |
| 12/24 vs. SD | | | | | |
| 1/3/16 at KC | | | | | |

Notes: Raiders are 0-1 this season.

OPPONENTS

| <u>Date/Opp.</u> | <u>Quarter</u> | <u>Score</u> | <u>Kicker</u> | <u>Recovered by</u> | <u>Yard line recovered at</u> |
|------------------|----------------|--------------|---------------|---------------------|-------------------------------|
| 9/13 vs. Cin. | ----- | ----- | ----- | ----- | ----- |
| 9/20 vs. Bal. | ----- | ----- | ----- | ----- | ----- |
| 9/27 at Cle. | ----- | ----- | ----- | ----- | ----- |
| 10/4 at Chi. | ----- | ----- | ----- | ----- | ----- |
| 10/11 vs. Den. | ----- | ----- | ----- | ----- | ----- |
| 10/25 at SD | | | | | |
| 11/1 vs. NYJ | | | | | |
| 11/8 at Pit. | | | | | |
| 11/15 vs. Min. | | | | | |
| 11/22 at Det. | | | | | |
| 11/29 at Ten. | | | | | |
| 12/6 vs. KC | | | | | |
| 12/13 at Den. | | | | | |
| 12/20 vs. GB | | | | | |
| 12/24 vs. SD | | | | | |
| 1/3/16 at KC | | | | | |

Notes:



BLOCKED KICKS

RAIDERS

| <u>Date/Opp.</u> | <u>Quarter</u> | <u>Score</u> | <u>Type</u> | <u>Blocked by</u> | <u>Recovered by</u> |
|------------------|----------------|--------------|-------------|-------------------|---------------------|
| 9/13 vs. Cin. | 3 | 30-0, Cin. | PAT | Justin Tuck | ----- |
| 9/20 vs. Bal. | ----- | ----- | ----- | ----- | ----- |
| 9/27 at Cle. | ----- | ----- | ----- | ----- | ----- |
| 10/4 at Chi. | 1 | 6-0, Chi. | PAT | Denico Autry | ----- |
| 10/11 vs. Den. | ----- | ----- | ----- | ----- | ----- |
| 10/25 at SD | | | | | |
| 11/1 vs. NYJ | | | | | |
| 11/8 at Pit. | | | | | |
| 11/15 vs. Min. | | | | | |
| 11/22 at Det. | | | | | |
| 11/29 at Ten. | | | | | |
| 12/6 vs. KC | | | | | |
| 12/13 at Den. | | | | | |
| 12/20 vs. GB | | | | | |
| 12/24 vs. SD | | | | | |
| 1/3/16 at KC | | | | | |

Notes: Raiders have blocked two PATs this season.

OPPONENTS

| <u>Date/Opp.</u> | <u>Quarter</u> | <u>Score</u> | <u>Type</u> | <u>Blocked by</u> | <u>Recovered by</u> |
|------------------|----------------|--------------|-------------|--------------------|---------------------|
| 9/13 vs. Cin. | ----- | ----- | ----- | ----- | ----- |
| 9/20 vs. Bal. | ----- | ----- | ----- | ----- | ----- |
| 9/27 at Cle. | ----- | ----- | ----- | ----- | ----- |
| 10/4 at Chi. | ----- | ----- | ----- | ----- | ----- |
| 10/11 vs. Den. | 1 | 0-0 | Field Goal | Sylvester Williams | ----- |
| 10/25 at SD | | | | | |
| 11/1 vs. NYJ | | | | | |
| 11/8 at Pit. | | | | | |
| 11/15 vs. Min. | | | | | |
| 11/22 at Det. | | | | | |
| 11/29 at Ten. | | | | | |
| 12/6 vs. KC | | | | | |
| 12/13 at Den. | | | | | |
| 12/20 vs. GB | | | | | |
| 12/24 vs. SD | | | | | |
| 1/3/16 at KC | | | | | |

Notes: Opponents have blocked one Field Goal this season.



TWO-POINT CONVERSIONS

RAIDERS

| <u>Date/Opp.</u> | <u>Quarter</u> | <u>Score before try</u> | <u>Result</u> | <u>Play</u> |
|------------------|----------------|-------------------------|---------------|--|
| 9/13 vs. Cin. | 4 | 33-13, Cin. | Failed | Matt McGloin pass to Rod Streater incomplete |
| 9/20 vs. Bal. | ----- | ----- | ----- | ----- |
| 9/27 at Cle. | ----- | ----- | ----- | ----- |
| 10/4 at Chi. | ----- | ----- | ----- | ----- |
| 10/11 vs. Den. | ----- | ----- | ----- | ----- |
| 10/25 at SD | | | | |
| 11/1 vs. NYJ | | | | |
| 11/8 at Pit. | | | | |
| 11/15 vs. Min. | | | | |
| 11/22 at Det. | | | | |
| 11/29 at Ten. | | | | |
| 12/6 vs. KC | | | | |
| 12/13 at Den. | | | | |
| 12/20 vs. GB | | | | |
| 12/24 vs. SD | | | | |
| 1/3/16 at KC | | | | |

Notes: Raiders are 0-1 this season.

OPPONENTS

| <u>Date/Opp.</u> | <u>Quarter</u> | <u>Score before try</u> | <u>Result</u> | <u>Play</u> |
|------------------|----------------|-------------------------|---------------|-------------|
| 9/13 vs. Cin. | ----- | ----- | ----- | ----- |
| 9/20 vs. Bal. | ----- | ----- | ----- | ----- |
| 9/27 at Cle. | ----- | ----- | ----- | ----- |
| 10/4 at Chi. | ----- | ----- | ----- | ----- |
| 10/11 vs. Den. | ----- | ----- | ----- | ----- |
| 10/25 at SD | | | | |
| 11/1 vs. NYJ | | | | |
| 11/8 at Pit. | | | | |
| 11/15 vs. Min. | | | | |
| 11/22 at Det. | | | | |
| 11/29 at Ten. | | | | |
| 12/6 vs. KC | | | | |
| 12/13 at Den. | | | | |
| 12/20 vs. GB | | | | |
| 12/24 vs. SD | | | | |
| 1/3/16 at KC | | | | |

Notes:



POINTS BREAKDOWN

RAIDERS

| <u>Date/Opp.</u> | <u>First Quater</u> | <u>Second Quarter</u> | <u>First Half</u> | <u>Third Quarter</u> | <u>Fourth Quarter</u> | <u>Second Half</u> | <u>Total</u> |
|------------------|---------------------|-----------------------|-------------------|----------------------|-----------------------|--------------------|--------------|
| 9/13 vs. Cin. | 0 | 0 | 0 | 0 | 13 | 13 | 13 |
| 9/20 vs. Bal. | 10 | 10 | 20 | 10 | 7 | 17 | 37 |
| 9/27 at Cle. | 3 | 14 | 17 | 3 | 7 | 10 | 27 |
| 10/4 at Chi. | 0 | 14 | 14 | 3 | 3 | 6 | 20 |
| 10/11 vs. Den. | 0 | 7 | 7 | 0 | 3 | 3 | 10 |
| 10/25 at SD | | | | | | | |
| 11/1 vs. NYJ | | | | | | | |
| 11/8 at Pit. | | | | | | | |
| 11/15 vs. Min. | | | | | | | |
| 11/22 at Det. | | | | | | | |
| 11/29 at Ten. | | | | | | | |
| 12/6 vs. KC | | | | | | | |
| 12/13 at Den. | | | | | | | |
| 12/20 vs. GB | | | | | | | |
| 12/24 vs. SD | | | | | | | |
| 1/3/16 at KC | | | | | | | |
| Totals | 13 | 45 | 58 | 16 | 33 | 49 | 107 |

OPPONENTS

| <u>Date/Opp.</u> | <u>First Quater</u> | <u>Second Quarter</u> | <u>First Half</u> | <u>Third Quarter</u> | <u>Fourth Quarter</u> | <u>Second Half</u> | <u>Total</u> |
|------------------|---------------------|-----------------------|-------------------|----------------------|-----------------------|--------------------|--------------|
| 9/13 vs. Cin. | 7 | 17 | 24 | 9 | 0 | 9 | 33 |
| 9/20 vs. Bal. | 10 | 10 | 20 | 0 | 13 | 13 | 33 |
| 9/27 at Cle. | 0 | 3 | 3 | 7 | 10 | 17 | 20 |
| 10/4 at Chi. | 6 | 10 | 16 | 0 | 6 | 6 | 22 |
| 10/11 vs. Den. | 0 | 3 | 3 | 6 | 7 | 13 | 16 |
| 10/25 at SD | | | | | | | |
| 11/1 vs. NYJ | | | | | | | |
| 11/8 at Pit. | | | | | | | |
| 11/15 vs. Min. | | | | | | | |
| 11/22 at Det. | | | | | | | |
| 11/29 at Ten. | | | | | | | |
| 12/6 vs. KC | | | | | | | |
| 12/13 at Den. | | | | | | | |
| 12/20 vs. GB | | | | | | | |
| 12/24 vs. SD | | | | | | | |
| 1/3/16 at KC | | | | | | | |
| Totals | 23 | 43 | 66 | 22 | 36 | 58 | 124 |



REPLAY CHALLENGES

RAIDERS

| <u>Date/Opp.</u> | <u>Quarter</u> | <u>Score</u> | <u>Initial Ruling</u> | <u>Final Ruling</u> |
|------------------|----------------|--------------|--|---------------------|
| 10/4 at Chi. | 2 | 6-0, Chi. | Derek Carr incomplete pass to Amari Cooper | Reversed |

Notes: Raiders are 1-1.

OPPONENTS

| <u>Date/Opp.</u> | <u>Quarter</u> | <u>Score</u> | <u>Initial Ruling</u> | <u>Final Ruling</u> |
|------------------|----------------|--------------|--|---------------------|
| 9/27 at Cle. | 4 | 27-20, Oak. | Marquette King 36-yard punt downed at Cle. 2 | Upheld |
| 10/11 vs. Den. | 4 | 16-7, Oak. | C.J. Anderson reception to Oak. 44 | Upheld |

Notes: Opponents are 0-2.

REPLAY OFFICIAL

***** Last two minutes of the half and overtime, scoring plays and turnovers***

| <u>Date/Opp.</u> | <u>Quarter</u> | <u>Score</u> | <u>Initial Ruling</u> | <u>Final Ruling</u> |
|------------------|----------------|--------------|---|---------------------|
| 9/20 vs. Bal. | 2 | 20-17, Oak. | Joe Flacco incomplete pass to Steve Smith | Reversed |
| 9/27 at Cle. | 2 | 17-3, Oak. | Taylor Mays forced fumble recovery Andre Holmes | Reversed |
| 10/11 vs. Den. | 4 | 16-7, Oak. | David Bruton forced fumble and recovery | Reversed |

Notes: Replay official is 3-3.



THE LAST TIME

RUSHING

200 Yards Rushing, Individual

| | |
|-------------|---|
| By Raiders | Napoleon Kaufman, Oct. 19, 1997, vs. Den. (227 yards) |
| By Opponent | Doug Martin, Nov. 4, 2012, vs. TB (251 yards) |

100 Yards Rushing, Individual

| | |
|-------------|--|
| By Raiders | Latavius Murray, Sept. 27, 2015, at Cle. (139 yards) |
| By Opponent | Tre Mason, Nov. 30, 2014, at StL. (117 yards) |

100 Yards Rushing, Individual, One half

| | |
|-------------|--|
| By Raiders | Latavius Murray, Nov. 20, 2014, vs. KC (112 yards) |
| By Opponent | Tre Mason, Nov. 30, 2014, at StL. (113 yards) |

100 Yards Rushing and Receiving, Individual

| | |
|-------------|---|
| By Raiders | Marcus Allen, Sept. 7, 1986, at Den. (102 yards rushing, 102 receiving) |
| By Opponent | Priest Holmes, Dec. 9, 2001, vs. KC (168 yards rushing, 109 receiving) |

Two 100-yard Rushers

| | |
|-------------|--|
| By Raiders | Napoleon Kaufman (122 yards) and Tyrone Wheatley (111 yards) Dec. 19, 1999, vs. TB |
| By Opponent | Willis McGahee (163 yards) and Tim Tebow (118 yards) Nov. 6, 2011, vs. Den. |

Four Touchdowns Rushing, Individual

| | |
|-------------|-----------------------------------|
| By Raiders | Never |
| By Opponent | Doug Martin, Nov. 4, 2012, vs. TB |

Three Touchdowns Rushing, Individual

| | |
|-------------|---|
| By Raiders | Darren McFadden, Oct. 24, 2010, at Den. |
| By Opponent | C.J. Anderson, Dec. 28, 2014, at Den. |

Two Touchdowns Rushing, Individual

| | |
|-------------|--|
| By Raiders | Latavius Murray, Nov. 20, 2014, vs. KC |
| By Opponent | Jeremy Hill Sept. 13, 2015, vs. Cin. |

PASSING

500 Yards Passing, Individual

| | |
|-------------|---|
| By Raiders | Never |
| By Opponent | Elvis Grbac, Dec. 5, 2000, vs. KC (504 yards) |

400 Yards Passing, Individual

| | |
|-------------|---|
| By Raiders | Carson Palmer, Nov. 4, 2012, vs. TB (414 yards) |
| By Opponent | Nick Foles, Nov. 3, 2013, vs. Phi. (406 yards) |

300 Yards Passing, Individual

| | |
|-------------|--|
| By Raiders | Derek Carr, Sept. 27, 2015, at Cle. (314 yards) |
| By Opponent | Josh McCown, Sept. 27, 2015, at Cle. (341 yards) |

Seven Touchdown Passes, Individual

| | |
|-------------|------------------------------------|
| By Raiders | Never |
| By Opponent | Nick Foles, Nov. 3, 2013, vs. Phi. |

Six Touchdown Passes, Individual

| | |
|-------------|---|
| By Raiders | Daryle Lamonica, Dec. 21, 1969, vs. HouO. |
| By Opponent | Dan Fouts, Nov. 22, 1981, vs. SD |

Five Touchdown Passes, Individual

| | |
|-------------|--|
| By Raiders | Kerry Collins, Dec. 19, 2004, vs. Ten. |
| By Opponent | Peyton Manning, Nov. 9, 2014, vs. Den. |

Four Touchdown Passes, Individual

| | |
|-------------|---|
| By Raiders | Derek Carr, Oct. 12, 2014, vs. SD |
| By Opponent | Peyton Manning, Dec. 29, 2013, vs. Den. |



THE LAST TIME

Three Touchdown Passes, Individual

| | |
|-------------|--------------------------------------|
| By Raiders | Derek Carr, Sept. 20, 2015, vs. Bal. |
| By Opponent | Kyle Orton, Dec. 21, 2014, vs. Buf. |

Seven Interceptions Thrown, Individual

| | |
|-------------|--------------------------------------|
| By Raiders | Ken Stabler, Oct. 16, 1977, vs. Den. |
| By Opponent | Never |

Six Interceptions Thrown, Individual

| | |
|-------------|---------------------------------------|
| By Raiders | Donald Hollas, Dec. 6, 1998, vs. Mia. |
| By Opponent | Never |

Five Interceptions Thrown, Individual

| | |
|-------------|--------------------------------------|
| By Raiders | Rich Gannon, Jan. 26, 2003, vs. TB |
| By Opponent | Steve Pelluer, Nov. 9, 1986, at Dal. |

Four Interceptions Thrown, Individual

| | |
|-------------|---------------------------------------|
| By Raiders | Matt McGloin, Dec. 15, 2013, vs. KC |
| By Opponent | Jake Delhomme, Nov. 9, 2008, vs. Car. |

RECEIVING

10-or-more Receptions, Individual

| | |
|-------------|--|
| By Raiders | Brandon Myers, Dec. 2, 2012, vs. Cle. (14 receptions) |
| By Opponent | Martellus Bennett, Oct. 4, 2015, at Chi. (11 receptions) |

200 Yards Receiving, Individual

| | |
|-------------|---|
| By Raiders | Art Powell, Oct. 8, 1965, at BosP. (206 yards) |
| By Opponent | Calvin Johnson, Dec. 18, 2011, vs. Det. (214 yards) |

100 Yards Receiving, Individual

| | |
|-------------|---|
| By Raiders | Amari Cooper, Sept. 27, 2015, at Cle. (134 yards) |
| By Opponent | Emmanuel Sander, Oct. 11, 2015, at Den. (111 yards) |

100 Yards Receiving, One Half, Individual

| | |
|-------------|--|
| By Raiders | Amari Cooper, Sept. 27, 2015, at Cle. (134 yards) |
| By Opponent | Demaryius Thomas, Dec. 28, 2014, at Den. (115 yards) |

Two 100-yard Receivers

| | |
|-------------|---|
| By Raiders | Michael Crabtree (111 yards) and Amari Cooper (109 yards), Sept. 20, 2015, vs. Bal. |
| By Opponent | Justin Hunter (109 yards) and Kendall Wright (103 yards), Nov. 24, 2013, vs. Ten. |

Five Touchdown Receptions, Individual

| | |
|-------------|---------------------------------------|
| By Raiders | Never |
| By Opponent | Kellen Winslow, Nov. 22, 1981, vs. SD |

Four Touchdown Receptions, Individual

| | |
|-------------|---------------------------------------|
| By Raiders | Art Powell, Dec. 22, 1963, vs. HouO. |
| By Opponent | Jamaal Charles, Dec. 15, 2013, vs. KC |

Three Touchdown Receptions, Individual

| | |
|-------------|---------------------------------------|
| By Raiders | Jerry Porter, Dec. 19, 2004, vs. Ten. |
| By Opponent | Riley Cooper, Nov. 3, 2013, vs. Phi. |

Two Touchdown Receptions, Individual

| | |
|-------------|---|
| By Raiders | Marcel Reece, Sept. 13, 2015, vs. Cin. |
| By Opponent | Crockett Gillmore, Sept. 20, 2015, vs. Bal. |

Two 100-yard Rushers and Two 100-yard Receivers

| | |
|-----------------|-------|
| By Raiders/Opp. | Never |
|-----------------|-------|



THE LAST TIME

INTERCEPTIONS

Four Interceptions, Individual

By Raiders/Opp. Never

Three Interceptions, Individual

By Raiders Rod Woodson, Sept. 29, 2002, vs. Ten.
By Opponent Walt Harris, Oct. 8, 2006, at SF

Two Interceptions, Individual

By Raiders Charles Woodson, Oct. 11, 2015, vs. Den.
By Opponent Trumaine Johnson, Nov. 30, 2014, at StL.

Interception Returned for Touchdown

By Raiders Tracy Porter, Nov. 10, 2013, at NYG (43 yards)
By Opponent Chris Harris, Oct. 11, 2015, vs. Den. (74 yards)

TOUCHDOWNS

Five Touchdowns, Individual

By Raiders Never
By Opponent Jamaal Charles, Dec. 15, 2013, vs. KC (49-, 39-, 16-, 71-yard receptions; 1-yard run)

Four Touchdowns, Individual

By Raiders Darren McFadden, Oct. 24, 2010, at Den. (4-, 4-, 57-yard runs; 19-yard reception)
By Opponent Doug Martin, Nov. 4, 2012, vs. TB (45-, 67-, 70-, 1-yard runs)

Three Touchdowns, Individual

By Raiders Darren McFadden, Dec. 12, 2010, at Jac. (51-, 36-yard runs; 67-yard reception)
By Opponent C.J. Anderson, Dec. 28, 2014, at Den. (11-, 1-, 25-yard runs)

FIELD GOALS/PATs

Six Field Goals Made, Individual

By Raiders Sebastian Janikowski, Nov. 27, 2011, vs. Chi. (40, 47, 42, 19, 37, 44 yards)
By Opponent Greg Davis, Oct. 5, 1997, vs. SD (30, 22, 38, 43, 33, 33 yards)

Five Field Goals Made, Individual

By Raiders Sebastian Janikowski, Dec. 16, 2012, vs. KC (20, 50, 57, 30, 41 yards)
By Opponent Nate Kaeding, Sept. 10, 2012, vs. SD (23, 28, 19, 41, 45 yards)

Four Field Goals Made, Individual

By Raiders Sebastian Janikowski, Nov. 21, 2014, vs. Buf. (45, 36, 38, 49)
By Opponent Justin Tucker, Sept. 20, 2015, vs. Bal. (37, 31, 22, 21)

60-yard Field Goal

By Raiders Sebastian Janikowski, Sept. 12, 2011, at Den. (63 yards)
By Opponent Never

Blocked Field-goal Attempt

By Raiders Justin Tuck, Sept. 14, 2014, vs. Hou. (27-yard Randy Bullock attempt)
By Opponent Sylvester Williams, Oct. 11, 2015, vs. Den. (38-yard Sebastian Janikowski attempt)

Two-point Conversion

By Raiders Juron Criner, Nov. 4, 2012, vs. TB (pass from Carson Palmer)
By Opponent Emmanuel Sanders, Oct. 27, 2013, vs. Pit. (run)

PAT Missed

By Raiders Sebastian Janikowski, Oct. 5, 2007, at Chi. (wide right)
By Opponent Shayne Graham, Dec. 10, 2006, at Cin. (hit left upright)

Blocked PAT

By Raiders Denico Autry, Oct. 4, 2015, at Chi. (Robbie Gould, first attempt)
By Opponent Vince Wilfork, Dec. 14, 2008, vs. NE (Sebastian Janikowski, third attempt)



THE LAST TIME

PUNTING

80-yard Punt

By Raiders
By Opponent

Shane Lechler, Nov. 27, 2011, vs. Chi. (80 yards)
Never

70-yard Punt

By Raiders
By Opponent

Marquette King, Sept. 20, 2015, vs. Bal. (70 yards)
Dustin Colquitt, Dec. 16, 2012, vs. KC (71 yards)

60-yard Punt

By Raiders
By Opponent

Marquette King, Oct. 11, 2015, vs. Den. (61 yards)
Andy Lee, Sept. 27, 2015, at Cle. (67 yards)

Blocked Punt

By Raiders
By Opponent

Denico Autry, Nov. 2, 2014, at Sea. (Jon Ryan, punter)
Antonio Allen, Dec. 8, 2013, at NYJ (Marquette King, punter)

10 Punts, Individual

By Raiders
By Opponent

Marquette King, Dec. 14, 2014, at KC (11 punts, 477 yards)
Darren Bennett, Dec. 28, 2003, at SD (10 punts, 392 yards)

No Punts

By Raiders
By Opponent

Dec. 5, 1999 vs. Sea.
Sept. 30, 2012, at Den.

OTHER SPECIAL TEAMS

Kickoff Returned for Touchdown

By Raiders
By Opponent

Jacoby Ford, Oct. 16, 2011, vs. Cle. (101 yards)
Micheal Spurlock, Dec. 30, 2012, at SD (99 yards)

Punt Returned for Touchdown

By Raiders
By Opponent

Johnnie Lee Higgins, Dec. 21, 2008, vs. Hou. (80 yards)
De'Anthony Thomas, Dec. 14, 2014, at KC (81 yards)

Blocked Field Goal Returned for Touchdown

By Raiders
By Opponent

Never
Ray Mickens, Sept. 21, 1997, at NYJ (72 yards; Cole Ford, kicker)

Blocked Punt Returned for Touchdown

By Raiders
By Opponent

Brice Butler, Nov. 2, 2014, at Sea. (0 yards; Jon Ryan, punter)
Antonio Allen, Dec. 8, 2013, at NYJ (0 yards; Marquette King, punter)

OTHER DEFENSE

Shutout Posted

By Raiders
By Opponent

Dec. 16, 2012, vs. KC (15-0)
Nov. 30, 2014, at StL. (52-0)

Fumble Returned for Touchdown

By Raiders
By Opponent

Keith McGill, Dec. 28, 2014, at Den. (18 yards)
Cortland Finnegan, Sept. 28, 2014, vs. Mia. (50 yards)

Safety Scored

By Raiders
By Opponent

Rolando McClain, Dec. 11, 2011, at GB (Matt Flynn sacked)
Brian Cushing, Oct. 4, 2009, at Hou. (Justin Fargas tackled)

Six Sacks, Individual

By Raiders
By Opponent

Never
Derrick Thomas, Sept. 6, 1998, at KC



THE LAST TIME

Five Sacks, Individual

| | |
|-------------|---------------------------------------|
| By Raiders | Howie Long, Oct. 2, 1983, at Was. |
| By Opponent | Gary Jeter, Sept. 18, 1988, vs. LARm. |

Four Sacks, Individual

| | |
|-------------|---------------------------------------|
| By Raiders | Kameron Wimbley, Nov. 10, 2011, at SD |
| By Opponent | Brian Orakpo, Dec. 13, 2009, vs. Was. |

Three Sacks, Individual

| | |
|-------------|--------------------------------------|
| By Raiders | Kameron Wimbley, Jan. 2, 2011, at KC |
| By Opponent | Robert Quinn, Nov. 30, 2014, at StL. |

MISCELLANEOUS

No Penalties

| | |
|-------------|---------------------|
| By Raiders | Dec. 4, 2005, at SD |
| By Opponent | Dec. 8, 1974, at KC |

Game without Touchdown

| | |
|-------------|-----------------------|
| By Raiders | Nov. 16, 2014, at SD |
| By Opponent | Dec. 16, 2012, vs. KC |

50 Points, Game

| | |
|-------------|-----------------------------|
| By Raiders | Oct. 24, 2010, at Den. (59) |
| By Opponent | Nov. 30, 2014, at St.L (52) |

40 Points, Game

| | |
|-------------|------------------------------|
| By Raiders | Dec. 19, 2004, vs. Ten. (40) |
| By Opponent | Dec. 28, 2014, at Den. (47) |

500 Yards Total Offense

| | |
|-------------|------------------------------|
| By Raiders | Nov. 3, 2013, vs. Phi. (560) |
| By Opponent | Nov. 3, 2013, vs. Phi. (542) |

Tie Game

| | |
|------------|---|
| By Raiders | Oakland 23, at Denver 23, Oct. 22, 1973 |
|------------|---|



UPDATED BIOS - DEFENSE



LORENZO ALEXANDER

56

LINEBACKER | 6-1 | 245 | CALIFORNIA
ACQUIRED: FA-'15 | NFL EXP.: 9 | RAIDERS EXP.: 1
HOMETOWN: BERKELEY, CALIF.
BORN: 05/31/83

2015: (9/13) vs. Cin.: Made Raider debut and saw action on special teams...(9/20) vs. Bal.: Saw action on special teams...(9/27) at Cle.: Posted first special teams tackle of the season on a first-quarter punt...(10/4) at Chi.: Played on special teams...(10/11) vs. Den.: Played on special teams...Advanced a lateral from WR Amari Cooper for 7 yards on a punt return, fumbling as regulation expired.

LORENZO ALEXANDER'S CAREER STATISTICS

| Year | Team | GP | GS | TACKLES | | | | | INTERCEPTIONS | | | | | FUMBLES | | |
|-------------------|------------|------------|-----------|------------|-----------|-----------|------------|-------------|---------------|----------|----------|----------|----------|----------|----------|----------|
| | | | | Total | Solo | Asst. | Sacks | Yds. | No. | Yds. | Lg. | TD | PD | FF | FR | Yds. |
| 2007 | Washington | 13 | 1 | 4 | 2 | 2 | 0.0 | 0.0 | 0 | 0 | - | 0 | 0 | 0 | 0 | 0 |
| 2008 | Washington | 15 | 0 | 26 | 17 | 9 | 2.0 | 11.0 | 0 | 0 | - | 0 | 2 | 0 | 0 | 0 |
| 2009 | Washington | 16 | 0 | 22 | 16 | 6 | 2.0 | 21.0 | 0 | 0 | - | 0 | 1 | 1 | 1 | 0 |
| 2010 | Washington | 16 | 12 | 62 | 35 | 27 | 1.5 | 11.0 | 0 | 0 | - | 0 | 2 | 2 | 1 | 0 |
| 2011 | Washington | 16 | 0 | 1 | 1 | 0 | 0.0 | 0.0 | 0 | 0 | - | 0 | 0 | 0 | 0 | 0 |
| 2012 | Washington | 16 | 0 | 26 | 17 | 9 | 2.5 | 17.0 | 0 | 0 | - | 0 | 0 | 0 | 1 | 7 |
| 2013 | Arizona | 3 | 3 | 7 | 4 | 3 | 0.0 | 0.0 | 0 | 0 | - | 0 | 1 | 0 | 0 | 0 |
| 2014 | Arizona | 16 | 0 | 6 | 3 | 3 | 1.0 | 3.0 | 0 | 0 | - | 0 | 0 | 0 | 0 | 0 |
| 2015 | Oakland | 5 | 0 | 0 | 0 | 0 | 0.0 | 0.0 | 0 | 0 | - | 0 | 0 | 0 | 0 | 0 |
| Totals | | 116 | 16 | 154 | 95 | 59 | 9.0 | 63.0 | 0 | 0 | - | 0 | 6 | 3 | 3 | 7 |
| POSTSEASON | | | | | | | | | | | | | | | | |
| 2012 | Washington | 1 | 0 | 3 | 2 | 1 | 0.0 | 0.0 | 0 | 0 | - | 0 | 0 | 0 | 0 | 0 |
| Totals | | 1 | 0 | 3 | 2 | 1 | 0.0 | 0.0 | 0 | 0 | - | 0 | 0 | 0 | 0 | 0 |

LORENZO ALEXANDER GAME-BY-GAME

| Date | Opponent | W/L | GP/GS | TACKLES | | | | | INTERCEPTIONS | | | | | FUMBLES | | |
|---------------|----------|------------|------------|----------|----------|----------|------------|------------|---------------|----------|----------|----------|----------|----------|----------|----------|
| | | | | Total | Solo | Asst. | Sacks | Yds. | No. | Yds. | Lg. | TD | PD | FF | FR | Yds. |
| 9/13 | Cin. | L | 1/0 | 0 | 0 | 0 | 0.0 | 0.0 | 0 | 0 | - | 0 | 0 | 0 | 0 | 0 |
| 9/20 | Bal. | W | 1/0 | 0 | 0 | 0 | 0.0 | 0.0 | 0 | 0 | - | 0 | 0 | 0 | 0 | 0 |
| 9/27 | at Cle. | W | 1/0 | 0 | 0 | 0 | 0.0 | 0.0 | 0 | 0 | - | 0 | 0 | 0 | 0 | 0 |
| 10/4 | at Chi. | L | 1/0 | 0 | 0 | 0 | 0.0 | 0.0 | 0 | 0 | - | 0 | 0 | 0 | 0 | 0 |
| 10/11 | Den. | L | 1/0 | 0 | 0 | 0 | 0.0 | 0.0 | 0 | 0 | - | 0 | 0 | 0 | 0 | 0 |
| 10/25 | at SD | | | | | | | | | | | | | | | |
| 11/1 | NYJ | | | | | | | | | | | | | | | |
| 11/8 | at Pit. | | | | | | | | | | | | | | | |
| 11/15 | Min. | | | | | | | | | | | | | | | |
| 11/22 | at Det. | | | | | | | | | | | | | | | |
| 11/29 | at Ten. | | | | | | | | | | | | | | | |
| 12/6 | KC | | | | | | | | | | | | | | | |
| 12/13 | at Den. | | | | | | | | | | | | | | | |
| 12/20 | GB | | | | | | | | | | | | | | | |
| 12/24 | SD | | | | | | | | | | | | | | | |
| 1/3/16 | at KC | | | | | | | | | | | | | | | |
| Totals | | 2-3 | 5/0 | 0 | 0 | 0 | 0.0 | 0.0 | 0 | 0 | - | 0 | 0 | 0 | 0 | 0 |



UPDATED BIOS - DEFENSE



NATE ALLEN

20

SAFETY | 6-0 | 210 | SOUTH FLORIDA
ACQUIRED: UFA-'15 (Phi.) | NFL EXP.: 6 | RAIDERS EXP.: 1
HOMETOWN: CAPE CORAL, FLA.
BORN: 11/30/87

2015: (9/13) vs. Cin.: Started Raiders debut at safety...Posted one tackle before leaving the game in the first quarter due to a knee injury...
(9/20) vs. Bal.: Placed on Reserve/Injured - Designated for Return list on Sept. 15.

NATE ALLEN'S CAREER STATISTICS


| Year | Team | GP | GS | TACKLES | | | | | INTERCEPTIONS | | | | | FUMBLES | | |
|-------------------|--------------|-----------|-----------|------------|------------|------------|------------|-------------|---------------|------------|-----------|----------|-----------|----------|----------|-----------|
| | | | | Total | Solo | Asst. | Sacks | Yds. | No. | Yds. | Lg. | TD | PD | FF | FR | Yds. |
| 2010 | Philadelphia | 13 | 13 | 59 | 43 | 16 | 2.0 | 17.0 | 3 | 27 | 16 | 0 | 7 | 1 | 0 | 7 |
| 2011 | Philadelphia | 15 | 12 | 76 | 52 | 24 | 0.0 | 0.0 | 2 | 44 | 31 | 0 | 6 | 0 | 0 | 0 |
| 2012 | Philadelphia | 15 | 13 | 81 | 60 | 21 | 0.0 | 0.0 | 0 | 0 | - | 0 | 6 | 0 | 0 | 0 |
| 2013 | Philadelphia | 16 | 16 | 94 | 56 | 38 | 1.0 | 8.0 | 1 | 43 | 43 | 0 | 4 | 0 | 0 | 0 |
| 2014 | Philadelphia | 15 | 15 | 70 | 46 | 24 | 1.0 | 9.0 | 4 | 45 | 40 | 0 | 5 | 2 | 3 | 25 |
| 2015 | Oakland | 1 | 1 | 1 | 1 | 0 | 0.0 | 0.0 | 0 | 0 | - | 0 | 0 | 0 | 0 | 0 |
| Totals | | 75 | 70 | 381 | 258 | 123 | 4.0 | 34.0 | 10 | 159 | 43 | 0 | 28 | 3 | 3 | 32 |
| POSTSEASON | | | | | | | | | | | | | | | | |
| 2013 | Philadelphia | 1 | 1 | 6 | 6 | 0 | 0.0 | 0.0 | 0 | 0 | - | 0 | 1 | 0 | 0 | 0 |
| Totals | | 1 | 1 | 6 | 6 | 0 | 0.0 | 0.0 | 0 | 0 | - | 0 | 1 | 0 | 0 | 0 |

NATE ALLEN GAME-BY-GAME

| Date | Opponent | W/L | GP/GS | TACKLES | | | | | INTERCEPTIONS | | | | | FUMBLES | | |
|---------------|----------|------------|------------|---|----------|----------|------------|------------|---------------|----------|----------|----------|----------|----------|----------|----------|
| | | | | Total | Solo | Asst. | Sacks | Yds. | No. | Yds. | Lg. | TD | PD | FF | FR | Yds. |
| 9/13 | Cin. | L | 1/1 | 1 | 1 | 0 | 0.0 | 0.0 | 0 | 0 | - | 0 | 0 | 0 | 0 | 0 |
| 9/20 | Bal. | W | | (RESERVE/INJURED - DESIGNATED FOR RETURN) | | | | | | | | | | | | |
| 9/27 | at Cle. | W | | (RESERVE/INJURED - DESIGNATED FOR RETURN) | | | | | | | | | | | | |
| 10/4 | at Chi. | L | | (RESERVE/INJURED - DESIGNATED FOR RETURN) | | | | | | | | | | | | |
| 10/11 | Den. | L | | (RESERVE/INJURED - DESIGNATED FOR RETURN) | | | | | | | | | | | | |
| 10/25 | at SD | | | | | | | | | | | | | | | |
| 11/1 | NYJ | | | | | | | | | | | | | | | |
| 11/8 | at Pit. | | | | | | | | | | | | | | | |
| 11/15 | Min. | | | | | | | | | | | | | | | |
| 11/22 | at Det. | | | | | | | | | | | | | | | |
| 11/29 | at Ten. | | | | | | | | | | | | | | | |
| 12/6 | KC | | | | | | | | | | | | | | | |
| 12/13 | at Den. | | | | | | | | | | | | | | | |
| 12/20 | GB | | | | | | | | | | | | | | | |
| 12/24 | SD | | | | | | | | | | | | | | | |
| 1/3/16 | at KC | | | | | | | | | | | | | | | |
| Totals | | 2-3 | 1/1 | 1 | 1 | 0 | 0.0 | 0.0 | 0 | 0 | - | 0 | 0 | 0 | 0 | 0 |



UPDATED BIOS - DEFENSE



DAVID AMERSON

29

CORNERBACK | 6-1 | 205 | NORTH CAROLINA STATE
ACQUIRED: W-'15 (WAS.) | NFL EXP.: 3 | RAIDERS EXP.: 1
HOMETOWN: GREENSBORO, N.C.
BORN: 12/08/91

2015: (9/27) at Cle.: Claimed by Raiders via waivers on Sept. 22...Saw significant action at cornerback in Raiders debut...Totaled three tackles (two solo)...**(10/4) at Chi.:** Made first start of the season and notched seven tackles (five), falling just one short of his career high... Forced a fumble on a hit of RB Matt Forte in the third quarter that was recovered by DT Stacy McGee, setting up a field goal drive...Also notched a pass defended...**(10/11) vs. Den.:** Made second-straight start, posting five tackles (four) and one pass defended.

DAVID AMERSON'S CAREER STATISTICS

| Year | Team | GP | GS | TACKLES | | | | | No. | INTERCEPTIONS | | | | FUMBLES | | |
|--------|------------|----|----|---------|------|-------|-------|------|-----|---------------|-----|----|----|---------|----|------|
| | | | | Total | Solo | Asst. | Sacks | Yds. | | Yds. | Lg. | TD | PD | FF | FR | Yds. |
| 2013 | Washington | 16 | 8 | 47 | 39 | 8 | 0.0 | 0.0 | 2 | 45 | 45t | 1 | 10 | 0 | 0 | 0 |
| 2014 | Washington | 15 | 15 | 61 | 52 | 9 | 0.0 | 0.0 | 0 | 0 | - | 0 | 7 | 0 | 0 | 0 |
| 2015 | Was./Oak. | 5 | 2 | 17 | 13 | 4 | 0.0 | 0.0 | 0 | 0 | - | 0 | 3 | 1 | 0 | 0 |
| Totals | | 36 | 25 | 125 | 104 | 21 | 0.0 | 0.0 | 2 | 45 | 45 | 1 | 20 | 1 | 0 | 0 |


DAVID AMERSON GAME-BY-GAME

| | | | | TACKLES | | | | | INTERCEPTIONS | | | | | FUMBLES | | |
|--------|----------|-----|-------|---------|------|-------|-------|------|---------------|------|-----|----|----|---------|----|------|
| Date | Opponent | W/L | GP/GS | Total | Solo | Asst. | Sacks | Yds. | No. | Yds. | Lg. | TD | PD | FF | FR | Yds. |
| 9/13 | Mia.* | L | 1/0 | 2 | 2 | 0 | 0.0 | 0.0 | 0 | 0 | - | 0 | 1 | 0 | 0 | 0 |
| 9/20 | StL.* | W | 1/0 | 0 | 0 | 0 | 0.0 | 0.0 | 0 | 0 | - | 0 | 0 | 0 | 0 | 0 |
| 9/27 | at Cle. | W | 1/0 | 3 | 2 | 1 | 0.0 | 0.0 | 0 | 0 | - | 0 | 0 | 0 | 0 | 0 |
| 10/4 | at Chi. | L | 1/1 | 7 | 5 | 2 | 0.0 | 0.0 | 0 | 0 | - | 0 | 1 | 1 | 0 | 0 |
| 10/11 | Den. | L | 1/1 | 5 | 4 | 1 | 0.0 | 0.0 | 0 | 0 | - | 0 | 1 | 0 | 0 | 0 |
| 10/25 | at SD | | | | | | | | | | | | | | | |
| 11/1 | NYJ | | | | | | | | | | | | | | | |
| 11/8 | at Pit. | | | | | | | | | | | | | | | |
| 11/15 | Min. | | | | | | | | | | | | | | | |
| 11/22 | at Det. | | | | | | | | | | | | | | | |
| 11/29 | at Ten. | | | | | | | | | | | | | | | |
| 12/6 | KC | | | | | | | | | | | | | | | |
| 12/13 | at Den. | | | | | | | | | | | | | | | |
| 12/20 | GB | | | | | | | | | | | | | | | |
| 12/24 | SD | | | | | | | | | | | | | | | |
| 1/3/16 | at KC | | | | | | | | | | | | | | | |
| Totals | | 2-3 | 5/2 | 17 | 13 | 4 | 0.0 | 0.0 | 0 | 0 | - | 0 | 3 | 1 | 0 | 0 |

* w/ Was.



UPDATED BIOS - DEFENSE



RAY-RAY ARMSTRONG

57

LINEBACKER | 6-3 | 220 | MIAMI (FLA.)
ACQUIRED: W-'14 (StL.) | NFL EXP.: 3 | RAIDERS EXP.: 2
HOMETOWN: SANFORD, FLA.
BORN: 03/05/91

2015: (9/13) vs. Cin.: Started at strongside linebacker...Posted five solo tackles...(9/20) vs. Bal.: Posted two solo tackles...(9/27) at Cle.: Recorded team's first sack of the season, getting to QB Josh McCown for a 3-yard loss in the first quarter...Credited with one solo tackle...(10/4) at Chi.: Played on special teams and defense, posting three solo tackles...Combined with LB Neiron Ball to record a special teams stop on a third quarter punt...Posted a huge stop of RB Matt Forte for no gain on a third-and-goal play in the second quarter, forcing the Bears to settle for a field goal...(10/11) vs. Den.: Played on defense and special teams.

RAY-RAY ARMSTRONG'S CAREER STATISTICS


| Year | Team | GP | GS | TACKLES | | | | | INTERCEPTIONS | | | | | FUMBLES | | |
|---------------|-----------|-----------|----------|-----------|-----------|-----------|------------|------------|---------------|----------|----------|----------|----------|----------|----------|----------|
| | | | | Total | Solo | Asst. | Sacks | Yds. | No. | Yds. | Lg. | TD | PD | FF | FR | Yds. |
| 2013 | St. Louis | 16 | 0 | 3 | 3 | 0 | 0.0 | 0.0 | 0 | 0 | - | 0 | 0 | 0 | 1 | 0 |
| 2014 | StL./Oak. | 15 | 3 | 27 | 17 | 10 | 0.0 | 0.0 | 0 | 0 | - | 0 | 1 | 1 | 0 | 0 |
| 2015 | Oakland | 5 | 2 | 11 | 11 | 0 | 1.0 | 3.0 | 0 | 0 | - | 0 | 0 | 0 | 0 | 0 |
| Totals | | 36 | 5 | 41 | 31 | 10 | 1.0 | 3.0 | 0 | 0 | - | 0 | 1 | 1 | 1 | 0 |

RAY-RAY ARMSTRONG GAME-BY-GAME

| Date | Opponent | W/L | GP/GS | TACKLES | | | | | INTERCEPTIONS | | | | | FUMBLES | | |
|---------------|----------|------------|------------|-----------|-----------|----------|------------|------------|---------------|----------|----------|----------|----------|----------|----------|----------|
| | | | | Total | Solo | Asst. | Sacks | Yds. | No. | Yds. | Lg. | TD | PD | FF | FR | Yds. |
| 9/13 | Cin. | L | 1/1 | 5 | 5 | 0 | 0.0 | 0.0 | 0 | 0 | - | 0 | 0 | 0 | 0 | 0 |
| 9/20 | Bal. | W | 1/1 | 2 | 2 | 0 | 0.0 | 0.0 | 0 | 0 | - | 0 | 0 | 0 | 0 | 0 |
| 9/27 | at Cle. | W | 1/0 | 1 | 1 | 0 | 1.0 | 3.0 | 0 | 0 | - | 0 | 0 | 0 | 0 | 0 |
| 10/4 | at Chi. | L | 1/0 | 3 | 3 | 0 | 0.0 | 0.0 | 0 | 0 | - | 0 | 0 | 0 | 0 | 0 |
| 10/11 | Den. | L | 1/0 | 0 | 0 | 0 | 0.0 | 0.0 | 0 | 0 | - | 0 | 0 | 0 | 0 | 0 |
| 10/25 | at SD | | | | | | | | | | | | | | | |
| 11/1 | NYJ | | | | | | | | | | | | | | | |
| 11/8 | at Pit. | | | | | | | | | | | | | | | |
| 11/15 | Min. | | | | | | | | | | | | | | | |
| 11/22 | at Det. | | | | | | | | | | | | | | | |
| 11/29 | at Ten. | | | | | | | | | | | | | | | |
| 12/6 | KC | | | | | | | | | | | | | | | |
| 12/13 | at Den. | | | | | | | | | | | | | | | |
| 12/20 | GB | | | | | | | | | | | | | | | |
| 12/24 | SD | | | | | | | | | | | | | | | |
| 1/3/16 | at KC | | | | | | | | | | | | | | | |
| Totals | | 2-3 | 4/2 | 11 | 11 | 0 | 1.0 | 3.0 | 0 | 0 | - | 0 | 0 | 0 | 0 | 0 |



UPDATED BIOS - DEFENSE



LARRY ASANTE

42

SAFETY | 6-0 | 210 | NEBRASKA
ACQUIRED: FA-'14 | NFL EXP.: 4 | RAIDERS EXP.: 2
HOMETOWN: ALEXANDRIA, VA.
BORN: 03/07/88

2015: (9/13) vs. Cin.: Played significant action at safety after Nate Allen left the game due to injury...Tied for second on the team with 10 tackles (six solo), just one shy of his career high...**(9/20) vs. Bal.:** Played at safety and special teams, notching five tackles (two)...**(9/27) at Cle.:** Stopped RB Duke Johnson for no gain on a third-quarter passing play...Credited with one solo tackle and one pass defended...**(10/4) at Chi.:** Saw significant time at safety in place of an injured TJ Carrie...Recorded four tackles (two)...**(10/11) vs. Den.:** Assisted on one tackle.

LARRY ASANTE'S CAREER STATISTICS

| Year | Team | GP | GS | TACKLES | | | | | INTERCEPTIONS | | | | | FUMBLES | | |
|---------------|--------------|-----------|----------|-----------|-----------|-----------|------------|------------|---------------|----------|----------|----------|----------|----------|----------|----------|
| | | | | Total | Solo | Asst. | Sacks | Yds. | No. | Yds. | Lg. | TD | PD | FF | FR | Yds. |
| 2010 | Tampa Bay | 2 | 0 | 1 | 1 | 0 | 0.0 | 0.0 | 1 | 4 | 4 | 0 | 1 | 0 | 0 | 0 |
| 2011 | Tampa Bay | 10 | 0 | 10 | 9 | 1 | 0.0 | 0.0 | 0 | 0 | - | 0 | 0 | 1 | 0 | 0 |
| 2013 | Indianapolis | 5 | 0 | 0 | 0 | 0 | 0.0 | 0.0 | 0 | 0 | - | 0 | 0 | 0 | 0 | 0 |
| 2014 | Oakland | 6 | 2 | 23 | 18 | 5 | 0.0 | 0.0 | 0 | 0 | - | 0 | 0 | 1 | 0 | 0 |
| 2015 | Oakland | 5 | 0 | 21 | 11 | 10 | 0.0 | 0.0 | 0 | 0 | - | 0 | 1 | 0 | 0 | 0 |
| Totals | | 28 | 2 | 55 | 39 | 16 | 0.0 | 0.0 | 1 | 4 | 4 | 0 | 2 | 2 | 0 | 0 |

LARRY ASANTE GAME-BY-GAME

| Date | Opponent | W/L | GP/GS | TACKLES | | | | | INTERCEPTIONS | | | | | FUMBLES | | |
|---------------|----------|------------|------------|-----------|-----------|-----------|------------|------------|---------------|----------|----------|----------|----------|----------|----------|----------|
| | | | | Total | Solo | Asst. | Sacks | Yds. | No. | Yds. | Lg. | TD | PD | FF | FR | Yds. |
| 9/13 | Cin. | L | 1/0 | 10 | 6 | 4 | 0.0 | 0.0 | 0 | 0 | - | 0 | 0 | 0 | 0 | 0 |
| 9/20 | Bal. | W | 1/0 | 5 | 2 | 3 | 0.0 | 0.0 | 0 | 0 | - | 0 | 0 | 0 | 0 | 0 |
| 9/27 | at Cle. | W | 1/0 | 1 | 1 | 0 | 0.0 | 0.0 | 0 | 0 | - | 0 | 1 | 0 | 0 | 0 |
| 10/4 | at Chi. | L | 1/0 | 4 | 2 | 2 | 0.0 | 0.0 | 0 | 0 | - | 0 | 0 | 0 | 0 | 0 |
| 10/11 | Den. | L | 1/0 | 1 | 0 | 1 | 0.0 | 0.0 | 0 | 0 | - | 0 | 0 | 0 | 0 | 0 |
| 10/25 | at SD | | | | | | | | | | | | | | | |
| 11/1 | NYJ | | | | | | | | | | | | | | | |
| 11/8 | at Pit. | | | | | | | | | | | | | | | |
| 11/15 | Min. | | | | | | | | | | | | | | | |
| 11/22 | at Det. | | | | | | | | | | | | | | | |
| 11/29 | at Ten. | | | | | | | | | | | | | | | |
| 12/6 | KC | | | | | | | | | | | | | | | |
| 12/13 | at Den. | | | | | | | | | | | | | | | |
| 12/20 | GB | | | | | | | | | | | | | | | |
| 12/24 | SD | | | | | | | | | | | | | | | |
| 1/3/16 | at KC | | | | | | | | | | | | | | | |
| Totals | | 2-3 | 5/0 | 21 | 11 | 10 | 0.0 | 0.0 | 0 | 0 | - | 0 | 1 | 0 | 0 | 0 |



UPDATED BIOS - DEFENSE



DENICO AUTRY

96

DEFENSIVE END | 6-5 | 270 | MISSISSIPPI STATE
ACQUIRED: FA-'14 | NFL EXP.: 2 | RAIDERS EXP.: 2
HOMETOWN: ALBEMARLE, N.C.
BORN: 07/15/90

2015: (9/13) vs. Cin.: Saw action in a reserve role, assisting on one tackle...(9/20) **vs. Bal.:** Saw action on the defensive line, posting a career-high four tackles (three solo)...(9/27) **at Cle.:** Batted down a pass at the line of scrimmage on Cleveland's final drive of the game for his first-career pass defended...Posted one solo tackle...(10/4) **at Chi.:** Blocked a first-quarter PAT attempt on special teams...Also posted three tackles (two), including a second-quarter stop of RB Matt Forte for no gain...(10/11) **vs. Den.:** Inactive due to a concussion.

DENICO AUTRY'S CAREER STATISTICS

| Year | Team | GP | GS | TACKLES | | | | | INTERCEPTIONS | | | | | FUMBLES | | |
|---------------|---------|-----------|----------|-----------|-----------|----------|------------|------------|---------------|----------|----------|----------|----------|----------|----------|----------|
| | | | | Total | Solo | Asst. | Sacks | Yds. | No. | Yds. | Lg. | TD | PD | FF | FR | Yds. |
| 2014 | Oakland | 10 | 0 | 13 | 8 | 5 | 0.0 | 0.0 | 0 | 0 | - | 0 | 0 | 0 | 0 | 0 |
| 2015 | Oakland | 4 | 0 | 9 | 6 | 3 | 0.0 | 0.0 | 0 | 0 | - | 0 | 1 | 0 | 0 | 0 |
| Totals | | 14 | 0 | 22 | 14 | 8 | 0.0 | 0.0 | 0 | 0 | - | 0 | 1 | 0 | 0 | 0 |

DENICO AUTRY GAME-BY-GAME

| Date | Opponent | W/L | GP/GS | TACKLES | | | | | INTERCEPTIONS | | | | | FUMBLES | | |
|---------------|----------|------------|------------|-------------------------|----------|----------|------------|------------|---------------|----------|----------|----------|----------|----------|----------|----------|
| | | | | Total | Solo | Asst. | Sacks | Yds. | No. | Yds. | Lg. | TD | PD | FF | FR | Yds. |
| 9/13 | Cin. | L | 1/0 | 1 | 0 | 1 | 0.0 | 0.0 | 0 | 0 | - | 0 | 0 | 0 | 0 | 0 |
| 9/20 | Bal. | W | 1/0 | 4 | 3 | 1 | 0.0 | 0.0 | 0 | 0 | - | 0 | 0 | 0 | 0 | 0 |
| 9/27 | at Cle. | W | 1/0 | 1 | 1 | 0 | 0.0 | 0.0 | 0 | 0 | - | 0 | 1 | 0 | 0 | 0 |
| 10/4 | at Chi. | L | 1/0 | 3 | 2 | 1 | 0.0 | 0.0 | 0 | 0 | - | 0 | 0 | 0 | 0 | 0 |
| 10/11 | Den. | L | | (INACTIVE - CONCUSSION) | | | | | | | | | | | | |
| 10/25 | at SD | | | | | | | | | | | | | | | |
| 11/1 | NYJ | | | | | | | | | | | | | | | |
| 11/8 | at Pit. | | | | | | | | | | | | | | | |
| 11/15 | Min. | | | | | | | | | | | | | | | |
| 11/22 | at Det. | | | | | | | | | | | | | | | |
| 11/29 | at Ten. | | | | | | | | | | | | | | | |
| 12/6 | KC | | | | | | | | | | | | | | | |
| 12/13 | at Den. | | | | | | | | | | | | | | | |
| 12/20 | GB | | | | | | | | | | | | | | | |
| 12/24 | SD | | | | | | | | | | | | | | | |
| 1/3/16 | at KC | | | | | | | | | | | | | | | |
| Totals | | 2-3 | 4/0 | 9 | 6 | 3 | 0.0 | 0.0 | 0 | 0 | - | 0 | 1 | 0 | 0 | 0 |



UPDATED BIOS - DEFENSE



NEIRON BALL

58

LINEBACKER | 6-3 | 235 | FLORIDA
ACQUIRED: D5b-'15 | NFL EXP.: R
HOMETOWN: JACKSON, GA.
BORN: 08/20/92

2015: (9/13) vs. Cin.: Saw action on special teams in NFL debut...Posted a special teams tackle on kickoff coverage in the fourth quarter...
(9/20) vs. Bal.: Played primarily on special teams...(9/27) **at Cle.:** Made two key plays late in the game to help seal a Raiders victory...Recovered a fumble on muffed fourth-quarter punt...Notched first-career sack on a second-and-8 play on the Browns' final drive, dropping QB Josh McCown for a 6-yard loss...Credited with one assisted tackle...(10/4) **at Chi.:** Notched two special teams stops, recording a tackle in punt coverage and assisting on a stop along with LB Ray-Ray Armstrong on a third-quarter punt...(10/11) **vs. Den.:** Made first-career start and excelled in coverage, helping limit Denver tight ends to zero catches...Credited with five tackles (three solo) and one pass defended...Added a tackle on punt coverage.

NEIRON BALL'S CAREER STATISTICS


| Year | Team | GP | GS | TACKLES | | | | | INTERCEPTIONS | | | | | FUMBLES | | |
|---------------|---------|----------|----------|----------|----------|----------|------------|------------|---------------|----------|----------|----------|----------|----------|----------|----------|
| | | | | Total | Solo | Asst. | Sacks | Yds. | No. | Yds. | Lg. | TD | PD | FF | FR | Yds. |
| 2015 | Oakland | 5 | 1 | 6 | 3 | 3 | 1.0 | 6.0 | 0 | 0 | - | 0 | 1 | 0 | 0 | 0 |
| Totals | | 5 | 1 | 6 | 3 | 3 | 1.0 | 6.0 | 0 | 0 | - | 0 | 1 | 0 | 0 | 0 |

NEIRON BALL GAME-BY-GAME

| Date | Opponent | W/L | GP/GS | TACKLES | | | | | INTERCEPTIONS | | | | | FUMBLES | | |
|---------------|----------|------------|------------|----------|----------|----------|------------|------------|---------------|----------|----------|----------|----------|----------|----------|----------|
| | | | | Total | Solo | Asst. | Sacks | Yds. | No. | Yds. | Lg. | TD | PD | FF | FR | Yds. |
| 9/13 | Cin. | L | 1/0 | 0 | 0 | 0 | 0.0 | 0.0 | 0 | 0 | - | 0 | 0 | 0 | 0 | 0 |
| 9/20 | Bal. | W | 1/0 | 0 | 0 | 0 | 0.0 | 0.0 | 0 | 0 | - | 0 | 0 | 0 | 0 | 0 |
| 9/27 | at Cle. | W | 1/0 | 1 | 0 | 1 | 1.0 | 6.0 | 0 | 0 | - | 0 | 0 | 0 | 0 | 0 |
| 10/4 | at Chi. | L | 1/0 | 0 | 0 | 0 | 0.0 | 0.0 | 0 | 0 | - | 0 | 0 | 0 | 0 | 0 |
| 10/11 | Den. | L | 1/1 | 5 | 3 | 2 | 0.0 | 0.0 | 0 | 0 | - | 0 | 1 | 0 | 0 | 0 |
| 10/25 | at SD | | | | | | | | | | | | | | | |
| 11/1 | NYJ | | | | | | | | | | | | | | | |
| 11/8 | at Pit. | | | | | | | | | | | | | | | |
| 11/15 | Min. | | | | | | | | | | | | | | | |
| 11/22 | at Det. | | | | | | | | | | | | | | | |
| 11/29 | at Ten. | | | | | | | | | | | | | | | |
| 12/6 | KC | | | | | | | | | | | | | | | |
| 12/13 | at Den. | | | | | | | | | | | | | | | |
| 12/20 | GB | | | | | | | | | | | | | | | |
| 12/24 | SD | | | | | | | | | | | | | | | |
| 1/3/16 | at KC | | | | | | | | | | | | | | | |
| Totals | | 2-3 | 5/1 | 6 | 3 | 3 | 1.0 | 6.0 | 0 | 0 | - | 0 | 1 | 0 | 0 | 0 |



UPDATED BIOS - DEFENSE



TJ CARRIE

38

CORNERBACK | 6-0 | 205 | OHIO
ACQUIRED: D7a-'14 | NFL EXP.: 2 | RAIDERS EXP.: 2
HOMETOWN: ANTIOCH, CALIF.
BORN: 07/28/90

2015: (9/13) vs. Cin.: Started the season opener at cornerback...Credited with six tackles (five solo) and one pass defended...Also pushed WR A.J. Green out of bounds for no gain on a third-down play to force a Bengals field goal in the second quarter...Also returned three punts for 27 yards (9.0 avg.)...(9/20) **vs. Bal.:** Forced second-career fumble on a first-quarter tackle of WR Kamar Aiken...Fumble was recovered by LB Curtis Lofton and set up a Raiders field goal...Also recorded four tackles (three)...(9/27) **at Cle.:** Made first-career start at safety, shifting positions to assist a banged-up secondary...Excelled at the new spot, posting three solo tackles and two passes defended with two near interceptions...(10/4) **at Chi.:** Made second straight start at safety...Had a season-long 22-yard punt return in the second quarter that set up a Raiders touchdown drive...Posted two tackles (one)...Left game with a chest injury...(10/11) **vs. Den.:** Made third-straight start at safety and contributed four tackles (three) and one pass defended.

TJ CARRIE'S CAREER STATISTICS

| Year | Team | GP | GS | TACKLES | | | | | INTERCEPTIONS | | | | | FUMBLES | | |
|---------------|---------|-----------|----------|-----------|------------|-------------|------------|------------|---------------|------------|------------|-----------|-----------|----------|----------|----------|
| | | | | Total | Solo | Asst. | Sacks | Yds. | No. | Yds. | Lg. | TD | PD | FF | FR | Yds. |
| 2014 | Oakland | 13 | 4 | 48 | 40 | 8 | 0.0 | 0.0 | 1 | 28 | 28 | 0 | 12 | 1 | 1 | 0 |
| 2015 | Oakland | 5 | 5 | 19 | 15 | 4 | 0.0 | 0.0 | 0 | 0 | - | 0 | 4 | 1 | 0 | 0 |
| Totals | | 18 | 9 | 67 | 55 | 12 | 0.0 | 0.0 | 1 | 28 | 28 | 0 | 16 | 2 | 1 | 0 |
| Year | Team | GP | GS | KICKOFF | | | | | PUNT | | | | | | | |
| | | | | Ret. | Yds. | Avg. | Lg. | TD | Ret. | Yds. | Avg. | Lg. | TD | | | |
| 2014 | Oakland | 13 | 4 | 15 | 362 | 24.1 | 42 | 0 | 26 | 195 | 7.5 | 27 | 0 | | | |
| 2015 | Oakland | 3 | 3 | 0 | 0 | - | - | 0 | 8 | 60 | 7.5 | 22 | 0 | | | |
| Totals | | 16 | 7 | 15 | 362 | 24.1 | 42 | 0 | 34 | 255 | 7.5 | 27 | 0 | | | |

TJ CARRIE GAME-BY-GAME

| Date | Opponent | W/L | GP/GS | TACKLES | | | | | INTERCEPTIONS | | | | | FUMBLES | | |
|---------------|----------|------------|------------|-----------|-----------|----------|------------|------------|---------------|----------|----------|----------|----------|----------|----------|----------|
| | | | | Total | Solo | Asst. | Sacks | Yds. | No. | Yds. | Lg. | TD | PD | FF | FR | Yds. |
| 9/13 | Cin. | L | 1/1 | 6 | 5 | 1 | 0.0 | 0.0 | 0 | 0 | - | 0 | 1 | 0 | 0 | 0 |
| 9/20 | Bal. | W | 1/1 | 4 | 3 | 1 | 0.0 | 0.0 | 0 | 0 | - | 0 | 0 | 1 | 0 | 0 |
| 9/27 | at Cle. | W | 1/1 | 3 | 3 | 0 | 0.0 | 0.0 | 0 | 0 | - | 0 | 2 | 0 | 0 | 0 |
| 10/4 | at Chi. | L | 1/1 | 2 | 1 | 1 | 0.0 | 0.0 | 0 | 0 | - | 0 | 0 | 0 | 0 | 0 |
| 10/11 | Den. | L | 1/1 | 4 | 3 | 1 | 0.0 | 0.0 | 0 | 0 | - | 0 | 1 | 0 | 0 | 0 |
| 10/25 | at SD | | | | | | | | | | | | | | | |
| 11/1 | NYJ | | | | | | | | | | | | | | | |
| 11/8 | at Pit. | | | | | | | | | | | | | | | |
| 11/15 | Min. | | | | | | | | | | | | | | | |
| 11/22 | at Det. | | | | | | | | | | | | | | | |
| 11/29 | at Ten. | | | | | | | | | | | | | | | |
| 12/6 | KC | | | | | | | | | | | | | | | |
| 12/13 | at Den. | | | | | | | | | | | | | | | |
| 12/20 | GB | | | | | | | | | | | | | | | |
| 12/24 | SD | | | | | | | | | | | | | | | |
| 1/3/16 | at KC | | | | | | | | | | | | | | | |
| Totals | | 2-3 | 5/5 | 19 | 15 | 4 | 0.0 | 0.0 | 0 | 0 | - | 0 | 4 | 1 | 0 | 0 |



UPDATED BIOS - DEFENSE



MARIO EDWARDS JR.

97

DEFENSIVE END | 6-3 | 280 | FLORIDA STATE
ACQUIRED: D2-'15 | NFL EXP.: R
HOMETOWN: GAUTIER, MISS.
BORN: 01/25/94

2015: (9/13) vs. Cin.: Made NFL debut, seeing limited time on defense...(9/20) vs. Bal.: Played on defense...(9/27) at Cle.: Saw brief action on defense...(10/4) at Chi.: Played significant snaps on defense, posting first-career solo tackle...Stopped RB Matt Forte for no gain on a first-quarter running play...Credited with a forced fumble with a hit on TE Martellus Bennett in the first quarter...(10/11) vs. Den.: Made first-career start at defensive tackle and posted top all-around game to date...Credited with six tackles (four solo) and shared first-career sack with LB Aldon Smith...Got to QB Peyton Manning for a 4-yard loss on a fourth-quarter drive to help force a punt in a one-score game... Also teamed with LB Khalil Mack to stop RB Ronnie Hillman for a 1-yard loss in the second quarter.

MARIO EDWARDS JR.'S CAREER STATISTICS

| Year | Team | GP | GS | TACKLES | | | | | INTERCEPTIONS | | | | | FUMBLES | | |
|---------------|---------|----------|----------|----------|----------|----------|------------|------------|---------------|----------|----------|----------|----------|----------|----------|----------|
| | | | | Total | Solo | Asst. | Sacks | Yds. | No. | Yds. | Lg. | TD | PD | FF | FR | Yds. |
| 2015 | Oakland | 5 | 1 | 7 | 5 | 2 | 0.5 | 2.0 | 0 | 0 | - | 0 | 0 | 1 | 0 | 0 |
| Totals | | 5 | 1 | 7 | 5 | 2 | 0.5 | 2.0 | 0 | 0 | - | 0 | 0 | 1 | 0 | 0 |

MARIO EDWARDS JR. GAME-BY-GAME

| Date | Opponent | W/L | GP/GS | TACKLES | | | | | INTERCEPTIONS | | | | | FUMBLES | | |
|---------------|----------|------------|------------|----------|----------|----------|------------|------------|---------------|----------|----------|----------|----------|----------|----------|----------|
| | | | | Total | Solo | Asst. | Sacks | Yds. | No. | Yds. | Lg. | TD | PD | FF | FR | Yds. |
| 9/13 | Cin. | L | 1/0 | 0 | 0 | 0 | 0.0 | 0.0 | 0 | 0 | - | 0 | 0 | 0 | 0 | 0 |
| 9/20 | Bal. | W | 1/0 | 0 | 0 | 0 | 0.0 | 0.0 | 0 | 0 | - | 0 | 0 | 0 | 0 | 0 |
| 9/27 | at Cle. | W | 1/0 | 0 | 0 | 0 | 0.0 | 0.0 | 0 | 0 | - | 0 | 0 | 0 | 0 | 0 |
| 10/4 | at Chi. | L | 1/0 | 1 | 1 | 0 | 0.0 | 0.0 | 0 | 0 | - | 0 | 0 | 0 | 0 | 0 |
| 10/11 | Den. | L | 1/1 | 6 | 4 | 2 | 0.5 | 2.0 | 0 | 0 | - | 0 | 0 | 0 | 0 | 0 |
| 10/25 | at SD | | | | | | | | | | | | | | | |
| 11/1 | NYJ | | | | | | | | | | | | | | | |
| 11/8 | at Pit. | | | | | | | | | | | | | | | |
| 11/15 | Min. | | | | | | | | | | | | | | | |
| 11/22 | at Det. | | | | | | | | | | | | | | | |
| 11/29 | at Ten. | | | | | | | | | | | | | | | |
| 12/6 | KC | | | | | | | | | | | | | | | |
| 12/13 | at Den. | | | | | | | | | | | | | | | |
| 12/20 | GB | | | | | | | | | | | | | | | |
| 12/24 | SD | | | | | | | | | | | | | | | |
| 1/3/16 | at KC | | | | | | | | | | | | | | | |
| Totals | | 2-3 | 5/1 | 7 | 5 | 2 | 0.5 | 2.0 | 0 | 0 | - | 0 | 0 | 1 | 0 | 0 |



UPDATED BIOS - DEFENSE



JUSTIN ELLIS

78

DEFENSIVE TACKLE | 6-2 | 335 | LOUISIANA TECH
ACQUIRED: D4a-'14 | NFL EXP.: 2 | RAIDERS EXP.: 2
HOMETOWN: MONROE, LA.
BORN: 12/27/90

2015: (9/13) vs. Cin.: Started season opener but left game with an ankle injury in the first quarter...**(9/20) vs. Bal.:** Inactive due to an ankle injury...**(9/27) at Cle.:** Inactive...**(10/4) at Chi.:** Returned to action after missing two games due to injury...Posted two tackles (one solo)...**(10/11) vs. Den.:** Inactive due to an ankle injury.

JUSTIN ELLIS' CAREER STATISTICS


| Year | Team | GP | GS | TACKLES | | | | | INTERCEPTIONS | | | | | FUMBLES | | |
|---------------|---------|-----------|-----------|-----------|-----------|-----------|------------|------------|---------------|----------|----------|----------|----------|----------|----------|----------|
| | | | | Total | Solo | Asst. | Sacks | Yds. | No. | Yds. | Lg. | TD | PD | FF | FR | Yds. |
| 2014 | Oakland | 16 | 14 | 39 | 21 | 18 | 0.0 | 0.0 | 0 | 0 | - | 0 | 1 | 0 | 0 | 0 |
| 2015 | Oakland | 2 | 1 | 2 | 1 | 1 | 0.0 | 0.0 | 0 | 0 | - | 0 | 0 | 0 | 0 | 0 |
| Totals | | 18 | 15 | 41 | 22 | 19 | 0.0 | 0.0 | 0 | 0 | - | 0 | 1 | 0 | 0 | 0 |

JUSTIN ELLIS GAME-BY-GAME

| Date | Opponent | W/L | GP/GS | TACKLES | | | | | INTERCEPTIONS | | | | | FUMBLES | | |
|---------------|----------|------------|------------|--------------------|----------|----------|------------|------------|---------------|----------|----------|----------|----------|----------|----------|----------|
| | | | | Total | Solo | Asst. | Sacks | Yds. | No. | Yds. | Lg. | TD | PD | FF | FR | Yds. |
| 9/13 | Cin. | L | 1/1 | 0 | 0 | 0 | 0.0 | 0.0 | 0 | 0 | - | 0 | 0 | 0 | 0 | 0 |
| 9/20 | Bal. | W | | (INACTIVE - ANKLE) | | | | | | | | | | | | |
| 9/27 | at Cle. | W | | (INACTIVE - ANKLE) | | | | | | | | | | | | |
| 10/4 | at Chi. | L | 1/0 | 2 | 1 | 1 | 0.0 | 0.0 | 0 | 0 | - | 0 | 0 | 0 | 0 | 0 |
| 10/11 | Den. | L | | (INACTIVE - ANKLE) | | | | | | | | | | | | |
| 10/25 | at SD | | | | | | | | | | | | | | | |
| 11/1 | NYJ | | | | | | | | | | | | | | | |
| 11/8 | at Pit. | | | | | | | | | | | | | | | |
| 11/15 | Min. | | | | | | | | | | | | | | | |
| 11/22 | at Det. | | | | | | | | | | | | | | | |
| 11/29 | at Ten. | | | | | | | | | | | | | | | |
| 12/6 | KC | | | | | | | | | | | | | | | |
| 12/13 | at Den. | | | | | | | | | | | | | | | |
| 12/20 | GB | | | | | | | | | | | | | | | |
| 12/24 | SD | | | | | | | | | | | | | | | |
| 1/3/16 | at KC | | | | | | | | | | | | | | | |
| Totals | | 2-3 | 2/1 | 2 | 1 | 1 | 0.0 | 0.0 | 0 | 0 | - | 0 | 0 | 0 | 0 | 0 |



UPDATED BIOS - DEFENSE



DJ HAYDEN

25

CORNERBACK | 5-11 | 190 | HOUSTON
ACQUIRED: D1-'13 | NFL EXP.: 3 | RAIDERS EXP.: 3
HOMETOWN: HOUSTON, TEXAS
BORN: 06/27/90

2015: (9/13) vs. Cin.: Started at cornerback and recorded four tackles (three solo)...**(9/20) vs. Bal.:** Helped lead secondary, posting six tackles (four) and two passes defended...**(9/27) at Cle.:** Totaled four tackles (three) and one pass defended...**(10/4) at Chi.:** Notched four solo tackles...**(10/11) vs. Den.:** Racked up a season-high five solo tackles.

DJ HAYDEN'S CAREER STATISTICS


| Year | Team | GP | GS | TACKLES | | | | | INTERCEPTIONS | | | | | FUMBLES | | |
|---------------|---------|-----------|-----------|-----------|-----------|-----------|------------|------------|---------------|-----------|----------|----------|-----------|----------|----------|----------|
| | | | | Total | Solo | Asst. | Sacks | Yds. | No. | Yds. | Lg. | TD | PD | FF | FR | Yds. |
| 2013 | Oakland | 8 | 2 | 29 | 23 | 6 | 0.0 | 0.0 | 1 | 0 | 0 | 0 | 2 | 1 | 0 | 0 |
| 2014 | Oakland | 10 | 8 | 45 | 37 | 8 | 0.0 | 0.0 | 1 | -1 | -1 | 0 | 16 | 0 | 0 | 0 |
| 2015 | Oakland | 5 | 5 | 23 | 19 | 4 | 0.0 | 0.0 | 0 | 0 | - | 0 | 3 | 0 | 0 | 0 |
| Totals | | 23 | 15 | 97 | 79 | 18 | 0.0 | 0.0 | 2 | -1 | 0 | 0 | 21 | 1 | 0 | 0 |

DJ HAYDEN GAME-BY-GAME

| Date | Opponent | W/L | GP/GS | TACKLES | | | | | INTERCEPTIONS | | | | | FUMBLES | | |
|---------------|----------|------------|------------|-----------|-----------|----------|------------|------------|---------------|----------|----------|----------|----------|----------|----------|----------|
| | | | | Total | Solo | Asst. | Sacks | Yds. | No. | Yds. | Lg. | TD | PD | FF | FR | Yds. |
| 9/13 | Cin. | L | 1/1 | 4 | 3 | 1 | 0.0 | 0.0 | 0 | 0 | - | 0 | 0 | 0 | 0 | 0 |
| 9/20 | Bal. | W | 1/1 | 6 | 4 | 2 | 0.0 | 0.0 | 0 | 0 | - | 0 | 2 | 0 | 0 | 0 |
| 9/27 | at Cle. | W | 1/1 | 4 | 3 | 1 | 0.0 | 0.0 | 0 | 0 | - | 0 | 1 | 0 | 0 | 0 |
| 10/4 | at Chi. | L | 1/1 | 4 | 4 | 0 | 0.0 | 0.0 | 0 | 0 | - | 0 | 0 | 0 | 0 | 0 |
| 10/11 | Den. | L | 1/1 | 5 | 5 | 0 | 0.0 | 0.0 | 0 | 0 | - | 0 | 0 | 0 | 0 | 0 |
| 10/25 | at SD | | | | | | | | | | | | | | | |
| 11/1 | NYJ | | | | | | | | | | | | | | | |
| 11/8 | at Pit. | | | | | | | | | | | | | | | |
| 11/15 | Min. | | | | | | | | | | | | | | | |
| 11/22 | at Det. | | | | | | | | | | | | | | | |
| 11/29 | at Ten. | | | | | | | | | | | | | | | |
| 12/6 | KC | | | | | | | | | | | | | | | |
| 12/13 | at Den. | | | | | | | | | | | | | | | |
| 12/20 | GB | | | | | | | | | | | | | | | |
| 12/24 | SD | | | | | | | | | | | | | | | |
| 1/3/16 | at KC | | | | | | | | | | | | | | | |
| Totals | | 2-3 | 5/5 | 23 | 19 | 4 | 0.0 | 0.0 | 0 | 0 | - | 0 | 3 | 0 | 0 | 0 |



UPDATED BIOS - DEFENSE



BEN HEENEY

51

LINEBACKER | 6-0 | 230 | KANSAS
ACQUIRED: D5a-'15 | NFL EXP.: R
HOMETOWN: HUTCHINSON, KAN.
BORN: 05/13/92

2015: (9/13) vs. Cin.: Saw brief action at linebacker in NFL debut...(9/20) vs. Bal.: Played primarily on special teams...(9/27) at Cle.: Saw action on special teams and was part of Raiders' second-quarter goal line stand that held Browns to a field goal...Credit with first-career tackle on an assist...(10/4) at Chi.: Inactive due to a hamstring injury...(10/11) vs. Den.: Saw action on special teams.

BEN HEENEY'S CAREER STATISTICS


| Year | Team | GP | GS | TACKLES | | | | | INTERCEPTIONS | | | | | FUMBLES | | |
|--------|---------|----|----|---------|------|-------|-------|------|---------------|------|-----|----|----|---------|----|------|
| | | | | Total | Solo | Asst. | Sacks | Yds. | No. | Yds. | Lg. | TD | PD | FF | FR | Yds. |
| 2015 | Oakland | 4 | 0 | 1 | 0 | 1 | 0.0 | 0.0 | 0 | 0 | - | 0 | 0 | 0 | 0 | 0 |
| Totals | | 4 | 0 | 1 | 0 | 1 | 0.0 | 0.0 | 0 | 0 | - | 0 | 0 | 0 | 0 | 0 |

BEN HEENEY GAME-BY-GAME

| Date | Opponent | W/L | GP/GS | TACKLES | | | | | INTERCEPTIONS | | | | | FUMBLES | | |
|--------|----------|-----|-------|------------------------|------|-------|-------|------|---------------|------|-----|----|----|---------|----|------|
| | | | | Total | Solo | Asst. | Sacks | Yds. | No. | Yds. | Lg. | TD | PD | FF | FR | Yds. |
| 9/13 | Cin. | L | 1/0 | 0 | 0 | 0 | 0.0 | 0.0 | 0 | 0 | - | 0 | 0 | 0 | 0 | 0 |
| 9/20 | Bal. | W | 1/0 | 0 | 0 | 0 | 0.0 | 0.0 | 0 | 0 | - | 0 | 0 | 0 | 0 | 0 |
| 9/27 | at Cle. | W | 1/0 | 1 | 0 | 1 | 0.0 | 0.0 | 0 | 0 | - | 0 | 0 | 0 | 0 | 0 |
| 10/4 | at Chi. | L | | (INACTIVE - HAMSTRING) | | | | | | | | | | | | |
| 10/11 | Den. | L | 1/0 | 0 | 0 | 0 | 0.0 | 0.0 | 0 | 0 | - | 0 | 0 | 0 | 0 | 0 |
| 10/25 | at SD | | | | | | | | | | | | | | | |
| 11/1 | NYJ | | | | | | | | | | | | | | | |
| 11/8 | at Pit. | | | | | | | | | | | | | | | |
| 11/15 | Min. | | | | | | | | | | | | | | | |
| 11/22 | at Det. | | | | | | | | | | | | | | | |
| 11/29 | at Ten. | | | | | | | | | | | | | | | |
| 12/6 | KC | | | | | | | | | | | | | | | |
| 12/13 | at Den. | | | | | | | | | | | | | | | |
| 12/20 | GB | | | | | | | | | | | | | | | |
| 12/24 | SD | | | | | | | | | | | | | | | |
| 1/3/16 | at KC | | | | | | | | | | | | | | | |
| Totals | | 2-3 | 4/0 | 1 | 0 | 1 | 0.0 | 0.0 | 0 | 0 | - | 0 | 0 | 0 | 0 | 0 |



UPDATED BIOS - DEFENSE



CURTIS LOFTON

50

LINEBACKER | 6-0 | 245 | OKLAHOMA
ACQUIRED: FA-'15 | NFL EXP.: 8 | RAIDERS EXP.: 1
HOMETOWN: KINGFISHER, OKLA.
BORN: 06/02/86

2015: Veteran free agent acquisition enters season having played in 112 straight games...**(9/13) vs. Cin.:** Made Raiders debut, totaling three tackles (two solo)...**(9/20) vs. Bal.:** Led team with 13 tackles (six)...Recovered a first-quarter fumble forced by CB TJ Carrie to set up a Raiders field goal...**(9/27) at Cle.:** Part of a key goal line stand in the second quarter, stopping RB Isaiah Crowell for no gain on a third-and-goal play from the 1-yard line to force a Cleveland field goal...Posted a team-high 10 tackles (nine) and credited with one tackle for loss...**(10/4) at Chi.:** Posted seven tackles (four)...Combined with LB Malcolm Smith to stop RB Matt Forte for a 1-yard loss in the second quarter...**(10/11) vs. Den.:** Credited with four tackles (three).

CURTIS LOFTON'S CAREER STATISTICS

| Year | Team | GP | GS | TACKLES | | | | | INTERCEPTIONS | | | | | FUMBLES | | |
|-------------------|-------------|------------|------------|--------------|------------|------------|------------|-------------|---------------|-----------|------------|----------|-----------|-----------|----------|----------|
| | | | | Total | Solo | Asst. | Sacks | Yds. | No. | Yds. | Lg. | TD | PD | FF | FR | Yds. |
| 2008 | Atlanta | 16 | 15 | 108 | 67 | 41 | 1.0 | 7.0 | 0 | 0 | - | 0 | 3 | 1 | 0 | 0 |
| 2009 | Atlanta | 16 | 16 | 160 | 118 | 42 | 0.0 | 0.0 | 0 | 0 | - | 0 | 2 | 2 | 0 | 0 |
| 2010 | Atlanta | 16 | 16 | 142 | 101 | 41 | 2.0 | 16.0 | 1 | 2 | 2 | 0 | 3 | 3 | 0 | 0 |
| 2011 | Atlanta | 16 | 16 | 167 | 101 | 66 | 1.0 | 8.0 | 2 | 30 | 26t | 1 | 7 | 1 | 1 | 0 |
| 2012 | New Orleans | 16 | 16 | 157 | 94 | 63 | 1.0 | 12.0 | 0 | 0 | - | 0 | 10 | 2 | 2 | 0 |
| 2013 | New Orleans | 16 | 16 | 139 | 83 | 56 | 2.0 | 19.0 | 0 | 0 | - | 0 | 5 | 1 | 0 | 0 |
| 2014 | New Orleans | 16 | 16 | 185 | 125 | 60 | 0.0 | 0.0 | 0 | 0 | - | 0 | 8 | 1 | 1 | 0 |
| 2015 | Oakland | 5 | 5 | 37 | 24 | 13 | 0.0 | 0.0 | 0 | 0 | - | 0 | 0 | 0 | 1 | 0 |
| Totals | | 117 | 116 | 1,095 | 713 | 382 | 7.0 | 62.0 | 3 | 32 | 26t | 1 | 38 | 11 | 5 | 0 |
| POSTSEASON | | | | | | | | | | | | | | | | |
| 2008 | Atlanta | 1 | 0 | 6 | 5 | 1 | 0.0 | 0.0 | 0 | 0 | - | 0 | 0 | 0 | 0 | 0 |
| 2010 | Atlanta | 1 | 1 | 9 | 5 | 4 | 0.0 | 0.0 | 0 | 0 | - | 0 | 0 | 0 | 0 | 0 |
| 2011 | Atlanta | 1 | 1 | 12 | 9 | 3 | 0.0 | 0.0 | 0 | 0 | - | 0 | 0 | 0 | 0 | 0 |
| 2013 | New Orleans | 2 | 2 | 18 | 8 | 10 | 1.0 | 0.0 | 0 | 0 | - | 0 | 0 | 0 | 0 | 0 |
| Totals | | 5 | 4 | 45 | 27 | 18 | 1.0 | 0.0 | 0 | 0 | - | 0 | 0 | 0 | 0 | 0 |

CURTIS LOFTON GAME-BY-GAME

| Date | Opponent | W/L | GP/GS | TACKLES | | | | | INTERCEPTIONS | | | | | FUMBLES | | |
|---------------|----------|------------|------------|-----------|-----------|-----------|------------|------------|---------------|----------|----------|----------|----------|----------|----------|----------|
| | | | | Total | Solo | Asst. | Sacks | Yds. | No. | Yds. | Lg. | TD | PD | FF | FR | Yds. |
| 9/13 | Cin. | L | 1/1 | 3 | 2 | 1 | 0.0 | 0.0 | 0 | 0 | - | 0 | 0 | 0 | 0 | 0 |
| 9/20 | Bal. | W | 1/1 | 13 | 6 | 7 | 0.0 | 0.0 | 0 | 0 | - | 0 | 0 | 0 | 1 | 0 |
| 9/27 | at Cle. | W | 1/1 | 10 | 9 | 1 | 0.0 | 0.0 | 0 | 0 | - | 0 | 0 | 0 | 0 | 0 |
| 10/4 | at Chi. | L | 1/1 | 7 | 4 | 3 | 0.0 | 0.0 | 0 | 0 | - | 0 | 0 | 0 | 0 | 0 |
| 10/11 | Den. | L | 1/1 | 4 | 3 | 1 | 0.0 | 0.0 | 0 | 0 | - | 0 | 0 | 0 | 0 | 0 |
| 10/25 | at SD | | | | | | | | | | | | | | | |
| 11/1 | NYJ | | | | | | | | | | | | | | | |
| 11/8 | at Pit. | | | | | | | | | | | | | | | |
| 11/15 | Min. | | | | | | | | | | | | | | | |
| 11/22 | at Det. | | | | | | | | | | | | | | | |
| 11/29 | at Ten. | | | | | | | | | | | | | | | |
| 12/6 | KC | | | | | | | | | | | | | | | |
| 12/13 | at Den. | | | | | | | | | | | | | | | |
| 12/20 | GB | | | | | | | | | | | | | | | |
| 12/24 | SD | | | | | | | | | | | | | | | |
| 1/3/16 | at KC | | | | | | | | | | | | | | | |
| Totals | | 2-3 | 5/5 | 37 | 24 | 13 | 0.0 | 0.0 | 0 | 0 | - | 0 | 0 | 0 | 1 | 0 |



UPDATED BIOS - DEFENSE



KHALIL MACK

52

DEFENSIVE END | 6-3 | 250 | BUFFALO
ACQUIRED: D1-'14 | NFL EXP.: 2 | RAIDERS EXP.: 2
HOMETOWN: FORT PIERCE, FLA.
BORN: 02/22/91

2015: (9/13) vs. Cin.: Started at defensive end and was credited with two tackles (one solo)...**(9/20) vs. Bal.:** Notched two solo tackles... Had a pair of stops for no gain...Also brought down Steve Smith Sr. for a 1-yard loss on a third-quarter play...**(9/27) at Cle.:** Posted second-career two-sack game, getting to QB Josh McCown twice on a fourth-quarter series...Sacked McCown for a 7-yard loss before dropping the quarterback again and forcing a fumble on a third-and-10 play to force a Browns field goal...Totaled three tackles (two)...**(10/4) at Chi.:** Notched third sack of the season, getting to QB Jay Cutler for a 1-yard loss on the game's final drive...Also posted four tackles (three), one tackle for loss and one pass defended...**(10/11) vs. Den.:** Totaled five tackles (four)...Recorded a tackle for a 2-yard loss of WR Emmanuel Sanders in the first quarter...Combined with DL Mario Edwards, Jr. to stop RB Ronnie Hillman for a 1-yard loss in the second quarter.

KHALIL MACK'S CAREER STATISTICS


| Year | Team | GP | GS | TACKLES | | | | | INTERCEPTIONS | | | | | FUMBLES | | |
|---------------|---------|-----------|-----------|------------|-----------|-----------|------------|-------------|---------------|----------|----------|----------|----------|----------|----------|----------|
| | | | | Total | Solo | Asst. | Sacks | Yds. | No. | Yds. | Lg. | TD | PD | FF | FR | Yds. |
| 2014 | Oakland | 16 | 16 | 84 | 59 | 25 | 4.0 | 29.0 | 0 | 0 | - | 0 | 4 | 1 | 0 | 0 |
| 2015 | Oakland | 5 | 5 | 16 | 12 | 4 | 3.0 | 12.0 | 0 | 0 | - | 0 | 1 | 1 | 0 | 0 |
| Totals | | 21 | 21 | 100 | 71 | 29 | 7.0 | 41.0 | 0 | 0 | - | 0 | 5 | 2 | 0 | 0 |

KHALIL MACK GAME-BY-GAME

| Date | Opponent | W/L | GP/GS | TACKLES | | | | | INTERCEPTIONS | | | | | FUMBLES | | |
|---------------|----------|------------|------------|-----------|-----------|----------|------------|-------------|---------------|----------|----------|----------|----------|----------|----------|----------|
| | | | | Total | Solo | Asst. | Sacks | Yds. | No. | Yds. | Lg. | TD | PD | FF | FR | Yds. |
| 9/13 | Cin. | L | 1/1 | 2 | 1 | 1 | 0.0 | 0.0 | 0 | 0 | - | 0 | 0 | 0 | 0 | 0 |
| 9/20 | Bal. | W | 1/1 | 2 | 2 | 0 | 0.0 | 0.0 | 0 | 0 | - | 0 | 0 | 0 | 0 | 0 |
| 9/27 | at Cle. | W | 1/1 | 3 | 2 | 1 | 2.0 | 11.0 | 0 | 0 | - | 0 | 0 | 1 | 0 | 0 |
| 10/4 | at Chi. | L | 1/1 | 4 | 3 | 1 | 1.0 | 1.0 | 0 | 0 | - | 0 | 1 | 0 | 0 | 0 |
| 10/11 | Den. | L | 1/1 | 5 | 4 | 1 | 0.0 | 0.0 | 0 | 0 | - | 0 | 0 | 0 | 0 | 0 |
| 10/25 | at SD | | | | | | | | | | | | | | | |
| 11/1 | NYJ | | | | | | | | | | | | | | | |
| 11/8 | at Pit. | | | | | | | | | | | | | | | |
| 11/15 | Min. | | | | | | | | | | | | | | | |
| 11/22 | at Det. | | | | | | | | | | | | | | | |
| 11/29 | at Ten. | | | | | | | | | | | | | | | |
| 12/6 | KC | | | | | | | | | | | | | | | |
| 12/13 | at Den. | | | | | | | | | | | | | | | |
| 12/20 | GB | | | | | | | | | | | | | | | |
| 12/24 | SD | | | | | | | | | | | | | | | |
| 1/3/16 | at KC | | | | | | | | | | | | | | | |
| Totals | | 2-3 | 5/5 | 16 | 12 | 4 | 3.0 | 12.0 | 0 | 0 | - | 0 | 1 | 1 | 0 | 0 |



UPDATED BIOS - DEFENSE



BENSON MAYOWA

95

DEFENSIVE END | 6-3 | 240 | IDAHO
ACQUIRED: W-'14 (Sea.) | NFL EXP.: 3 | RAIDERS EXP.: 2
HOMETOWN: INGLEWOOD, CALIF.
BORN: 08/03/91

2015: (9/13) vs. Cin.: Inactive due to a knee injury suffered in the final preseason game...(9/20) vs. Bal.: Inactive...(9/27) at Cle.: Inactive...
(10/4) at Chi.: Inactive...(10/11) vs. Den.: Returned to action and made season debut...Assisted on one tackle.

BENSON MAYOWA'S CAREER STATISTICS


| Year | Team | GP | GS | TACKLES | | | | | INTERCEPTIONS | | | | | FUMBLES | | |
|---------------|---------|-----------|----------|-----------|-----------|----------|------------|------------|---------------|----------|----------|----------|----------|----------|----------|----------|
| | | | | Total | Solo | Asst. | Sacks | Yds. | No. | Yds. | Lg. | TD | PD | FF | FR | Yds. |
| 2013 | Seattle | 2 | 0 | 2 | 1 | 1 | 0.0 | 0.0 | 0 | 0 | - | 0 | 0 | 0 | 0 | 0 |
| 2014 | Oakland | 16 | 1 | 15 | 10 | 5 | 1.0 | 2.0 | 0 | 0 | - | 0 | 1 | 0 | 0 | 0 |
| 2015 | Oakland | 1 | 0 | 1 | 0 | 1 | 0.0 | 0.0 | 0 | 0 | - | 0 | 0 | 0 | 0 | 0 |
| Totals | | 19 | 1 | 18 | 11 | 7 | 1.0 | 2.0 | 0 | 0 | - | 0 | 1 | 0 | 0 | 0 |

BENSON MAYOWA GAME-BY-GAME

| Date | Opponent | W/L | GP/GS | TACKLES | | | | | INTERCEPTIONS | | | | | FUMBLES | | |
|---------------|----------|------------|------------|----------|----------|----------|------------|------------|---------------|----------|----------|----------|----------|----------|----------|----------|
| | | | | Total | Solo | Asst. | Sacks | Yds. | No. | Yds. | Lg. | TD | PD | FF | FR | Yds. |
| 9/13 | Cin. | L | | | | | | | | | | | | | | |
| 9/20 | Bal. | W | | | | | | | | | | | | | | |
| 9/27 | at Cle. | W | | | | | | | | | | | | | | |
| 10/4 | at Chi. | L | | | | | | | | | | | | | | |
| 10/11 | Den. | L | 1/0 | 1 | 0 | 1 | 0.0 | 0.0 | 0 | 0 | - | 0 | 0 | 0 | 0 | 0 |
| 10/25 | at SD | | | | | | | | | | | | | | | |
| 11/1 | NYJ | | | | | | | | | | | | | | | |
| 11/8 | at Pit. | | | | | | | | | | | | | | | |
| 11/15 | Min. | | | | | | | | | | | | | | | |
| 11/22 | at Det. | | | | | | | | | | | | | | | |
| 11/29 | at Ten. | | | | | | | | | | | | | | | |
| 12/6 | KC | | | | | | | | | | | | | | | |
| 12/13 | at Den. | | | | | | | | | | | | | | | |
| 12/20 | GB | | | | | | | | | | | | | | | |
| 12/24 | SD | | | | | | | | | | | | | | | |
| 1/3/16 | at KC | | | | | | | | | | | | | | | |
| Totals | | 2-3 | 1/0 | 1 | 0 | 1 | 0.0 | 0.0 | 0 | 0 | - | 0 | 0 | 0 | 0 | 0 |



UPDATED BIOS - DEFENSE



DEXTER McDONALD

21

CORNERBACK | 6-1 | 200 | KANSAS
ACQUIRED: D7c-'15 | NFL EXP.: R
HOMETOWN: KANSAS CITY, MO.
BORN: 11/30/91

2015: (9/13) vs. Cin.: Inactive...(9/20) vs. Bal.: Inactive...(9/27) at Cle.: Inactive...(10/4) at Chi.: Made NFL debut, seeing action on special teams...(10/11) vs. Den.: Inactive.

DEXTER McDONALD'S CAREER STATISTICS


| Year | Team | GP | GS | TACKLES | | | | | Yds. | INTERCEPTIONS | | | | | FUMBLES | | |
|--------|---------|----|----|---------|------|-------|-------|--|------|---------------|------|-----|----|----|---------|----|------|
| | | | | Total | Solo | Asst. | Sacks | | | No. | Yds. | Lg. | TD | PD | FF | FR | Yds. |
| 2015 | Oakland | 1 | 0 | 0 | 0 | 0 | 0.0 | | 0.0 | 0 | 0 | - | 0 | 0 | 0 | 0 | 0 |
| Totals | | 1 | 0 | 0 | 0 | 0 | 0.0 | | 0.0 | 0 | 0 | - | 0 | 0 | 0 | 0 | 0 |

DEXTER McDONALD GAME-BY-GAME

| Date | Opponent | W/L | GP/GS | TACKLES | | | | | Yds. | INTERCEPTIONS | | | | | FUMBLES | | |
|--------|----------|-----|-------|---------|------|------------|-------|-----|------|---------------|------|-----|----|----|---------|----|------|
| | | | | Total | Solo | Asst. | Sacks | | | No. | Yds. | Lg. | TD | PD | FF | FR | Yds. |
| 9/13 | Cin. | L | | | | (INACTIVE) | | | | | | | | | | | |
| 9/20 | Bal. | W | | | | (INACTIVE) | | | | | | | | | | | |
| 9/27 | at Cle. | W | | | | (INACTIVE) | | | | | | | | | | | |
| 10/4 | at Chi. | L | 1/0 | 0 | 0 | 0 | 0.0 | 0.0 | | 0 | 0 | - | 0 | 0 | 0 | 0 | 0 |
| 10/11 | Den. | L | | | | (INACTIVE) | | | | | | | | | | | |
| 10/25 | at SD | | | | | | | | | | | | | | | | |
| 11/1 | NYJ | | | | | | | | | | | | | | | | |
| 11/8 | at Pit. | | | | | | | | | | | | | | | | |
| 11/15 | Min. | | | | | | | | | | | | | | | | |
| 11/22 | at Det. | | | | | | | | | | | | | | | | |
| 11/29 | at Ten. | | | | | | | | | | | | | | | | |
| 12/6 | KC | | | | | | | | | | | | | | | | |
| 12/13 | at Den. | | | | | | | | | | | | | | | | |
| 12/20 | GB | | | | | | | | | | | | | | | | |
| 12/24 | SD | | | | | | | | | | | | | | | | |
| 1/3/16 | at KC | | | | | | | | | | | | | | | | |
| Totals | | 2-3 | 1/0 | 0 | 0 | 0 | 0.0 | 0.0 | | 0 | 0 | - | 0 | 0 | 0 | 0 | 0 |



UPDATED BIOS - DEFENSE



TEVIN McDONALD

37

SAFETY | 5-11 | 195 | EASTERN WASHINGTON
ACQUIRED: FA-'15 | NFL EXP.: R
HOMETOWN: FRESNO, CALIF.
BORN: 07/17/92

2015: (9/20) vs. Bal.: Elevated from practice squad prior to the game...Active but did not play...**(10/11) vs. Den.:** Activated from the practice squad prior to the game and made NFL debut...Saw action exclusively on special teams.

TEVIN McDONALD'S CAREER STATISTICS

| Year | Team | GP | GS | TACKLES | | | | | INTERCEPTIONS | | | | | FUMBLES | | |
|---------------|---------|----------|----------|----------|----------|----------|------------|------------|---------------|----------|----------|----------|----------|----------|----------|----------|
| | | | | Total | Solo | Asst. | Sacks | Yds. | No. | Yds. | Lg. | TD | PD | FF | FR | Yds. |
| 2015 | Oakland | 1 | 0 | 0 | 0 | 0 | 0.0 | 0.0 | 0 | 0 | - | 0 | 0 | 0 | 0 | 0 |
| Totals | | 1 | 0 | 0 | 0 | 0 | 0.0 | 0.0 | 0 | 0 | - | 0 | 0 | 0 | 0 | 0 |

TEVIN McDONALD GAME-BY-GAME

| Date | Opponent | W/L | GP/GS | TACKLES | | | | | INTERCEPTIONS | | | | | FUMBLES | | |
|---------------|----------|------------|------------|----------|----------|----------|------------|------------|---------------|----------|----------|----------|----------|----------|----------|----------|
| | | | | Total | Solo | Asst. | Sacks | Yds. | No. | Yds. | Lg. | TD | PD | FF | FR | Yds. |
| 9/13 | Cin. | L | | | | | | | | | | | | | | |
| 9/20 | Bal. | W | 0/0 | | | | | | | | | | | | | |
| 9/27 | at Cle. | W | | | | | | | | | | | | | | |
| 10/4 | at Chi. | L | | | | | | | | | | | | | | |
| 10/11 | Den. | L | 1/0 | 0 | 0 | 0 | 0.0 | 0.0 | 0 | 0 | - | 0 | 0 | 0 | 0 | 0 |
| 10/25 | at SD | | | | | | | | | | | | | | | |
| 11/1 | NYJ | | | | | | | | | | | | | | | |
| 11/8 | at Pit. | | | | | | | | | | | | | | | |
| 11/15 | Min. | | | | | | | | | | | | | | | |
| 11/22 | at Det. | | | | | | | | | | | | | | | |
| 11/29 | at Ten. | | | | | | | | | | | | | | | |
| 12/6 | KC | | | | | | | | | | | | | | | |
| 12/13 | at Den. | | | | | | | | | | | | | | | |
| 12/20 | GB | | | | | | | | | | | | | | | |
| 12/24 | SD | | | | | | | | | | | | | | | |
| 1/3/16 | at KC | | | | | | | | | | | | | | | |
| Totals | | 2-3 | 1/0 | 0 | 0 | 0 | 0.0 | 0.0 | 0 | 0 | - | 0 | 0 | 0 | 0 | 0 |



UPDATED BIOS - DEFENSE



STACY MCGEE

92

DEFENSIVE TACKLE | 6-3 | 310 | OKLAHOMA
ACQUIRED: D6d-'13 | NFL EXP.: 3 | RAIDERS EXP.: 3
HOMETOWN: MUSKOGEE, OKLA.
BORN: 01/17/90

2015: (9/13) vs. Cin.: Saw action on defense in season opener...**(9/20) vs. Bal.:** Saw action on defense, recording one solo tackle...**(9/27) at Cle.:** Made first start of the season...Combined with LB Malcolm Smith to stop RB Duke Johnson for a 6-yard loss in the second quarter...Tied a career high with three tackles (one solo)...**(10/4) at Chi.:** Recovered a third-quarter fumble by RB Matt Forte, setting up a Raiders field goal drive...Also credited with a career-high four tackles (three)...**(10/11) vs. Den.:** Saw action on defense and special teams.

STACY MCGEE'S CAREER STATISTICS

| Year | Team | GP | GS | TACKLES | | | | | INTERCEPTIONS | | | | | FUMBLES | | |
|---------------|---------|-----------|----------|-----------|-----------|-----------|------------|------------|---------------|----------|----------|----------|----------|----------|----------|----------|
| | | | | Total | Solo | Asst. | Sacks | Yds. | No. | Yds. | Lg. | TD | PD | FF | FR | Yds. |
| 2013 | Oakland | 15 | 5 | 26 | 15 | 11 | 0.5 | 4.5 | 0 | 0 | - | 0 | 0 | 0 | 1 | 3 |
| 2014 | Oakland | 11 | 0 | 5 | 3 | 2 | 0.0 | 0.0 | 0 | 0 | - | 0 | 0 | 0 | 0 | 0 |
| 2015 | Oakland | 5 | 2 | 8 | 5 | 3 | 0.0 | 0.0 | 0 | 0 | - | 0 | 0 | 0 | 1 | 0 |
| Totals | | 31 | 7 | 39 | 23 | 16 | 0.5 | 4.5 | 0 | 0 | - | 0 | 0 | 0 | 2 | 3 |

STACY MCGEE GAME-BY-GAME

| Date | Opponent | W/L | GP/GS | TACKLES | | | | | INTERCEPTIONS | | | | | FUMBLES | | |
|---------------|----------|------------|------------|----------|----------|----------|------------|------------|---------------|----------|----------|----------|----------|----------|----------|----------|
| | | | | Total | Solo | Asst. | Sacks | Yds. | No. | Yds. | Lg. | TD | PD | FF | FR | Yds. |
| 9/13 | Cin. | L | 1/0 | 0 | 0 | 0 | 0.0 | 0.0 | 0 | 0 | - | 0 | 0 | 0 | 0 | 0 |
| 9/20 | Bal. | W | 1/0 | 1 | 1 | 0 | 0.0 | 0.0 | 0 | 0 | - | 0 | 0 | 0 | 0 | 0 |
| 9/27 | at Cle. | W | 1/1 | 3 | 1 | 2 | 0.0 | 0.0 | 0 | 0 | - | 0 | 0 | 0 | 0 | 0 |
| 10/4 | at Chi. | L | 1/1 | 4 | 3 | 1 | 0.0 | 0.0 | 0 | 0 | - | 0 | 0 | 0 | 1 | 0 |
| 10/11 | Den. | L | 1/0 | 0 | 0 | 0 | 0.0 | 0.0 | 0 | 0 | - | 0 | 0 | 0 | 0 | 0 |
| 10/25 | at SD | | | | | | | | | | | | | | | |
| 11/1 | NYJ | | | | | | | | | | | | | | | |
| 11/8 | at Pit. | | | | | | | | | | | | | | | |
| 11/15 | Min. | | | | | | | | | | | | | | | |
| 11/22 | at Det. | | | | | | | | | | | | | | | |
| 11/29 | at Ten. | | | | | | | | | | | | | | | |
| 12/6 | KC | | | | | | | | | | | | | | | |
| 12/13 | at Den. | | | | | | | | | | | | | | | |
| 12/20 | GB | | | | | | | | | | | | | | | |
| 12/24 | SD | | | | | | | | | | | | | | | |
| 1/3/16 | at KC | | | | | | | | | | | | | | | |
| Totals | | 2-3 | 5/2 | 8 | 5 | 3 | 0.0 | 0.0 | 0 | 0 | - | 0 | 0 | 0 | 1 | 0 |



UPDATED BIOS - DEFENSE



KEITH MCGILL

39

CORNERBACK | 6-3 | 210 | UTAH
ACQUIRED: D4b-'14 | NFL EXP.: 2 | RAIDERS EXP.: 2
HOMETOWN: LA MIRADA, CALIF.
BORN: 03/09/89

2015: (9/13) vs. Cin.: Played on defense and special teams in season opener...(9/20) **vs. Bal.:** Played on defense and special teams... Posted a special teams tackle on a first-quarter kickoff...(9/27) **at Cle.:** Played on special teams...(10/4) **at Chi.:** Inactive due to a foot injury...(10/11) **vs. Den.:** Returned to action and saw time on special teams.

KEITH MCGILL'S CAREER STATISTICS

| Year | Team | GP | GS | TACKLES | | | | | INTERCEPTIONS | | | | | FUMBLES | | |
|---------------|---------|-----------|----------|-----------|----------|----------|------------|------------|---------------|----------|----------|----------|----------|----------|----------|-----------|
| | | | | Total | Solo | Asst. | Sacks | Yds. | No. | Yds. | Lg. | TD | PD | FF | FR | Yds. |
| 2014 | Oakland | 12 | 1 | 12 | 6 | 6 | 0.0 | 0.0 | 0 | 0 | - | 0 | 4 | 0 | 1 | 18 |
| 2015 | Oakland | 4 | 0 | 0 | 0 | 0 | 0.0 | 0.0 | 0 | 0 | - | 0 | 0 | 0 | 0 | 0 |
| Totals | | 16 | 1 | 12 | 6 | 6 | 0.0 | 0.0 | 0 | 0 | - | 0 | 4 | 0 | 1 | 18 |

KEITH MCGILL GAME-BY-GAME

| Date | Opponent | W/L | GP/GS | TACKLES | | | | | INTERCEPTIONS | | | | | FUMBLES | | |
|---------------|----------|------------|------------|-------------------|----------|----------|------------|------------|---------------|----------|----------|----------|----------|----------|----------|----------|
| | | | | Total | Solo | Asst. | Sacks | Yds. | No. | Yds. | Lg. | TD | PD | FF | FR | Yds. |
| 9/13 | Cin. | L | 1/0 | 0 | 0 | 0 | 0.0 | 0.0 | 0 | 0 | - | 0 | 0 | 0 | 0 | 0 |
| 9/20 | Bal. | W | 1/0 | 0 | 0 | 0 | 0.0 | 0.0 | 0 | 0 | - | 0 | 0 | 0 | 0 | 0 |
| 9/27 | at Cle. | W | 1/0 | 0 | 0 | 0 | 0.0 | 0.0 | 0 | 0 | - | 0 | 0 | 0 | 0 | 0 |
| 10/4 | at Chi. | L | | (INACTIVE - FOOT) | | | | | | | | | | | | |
| 10/11 | Den. | L | 1/0 | 0 | 0 | 0 | 0.0 | 0.0 | 0 | 0 | - | 0 | 0 | 0 | 0 | 0 |
| 10/25 | at SD | | | | | | | | | | | | | | | |
| 11/1 | NYJ | | | | | | | | | | | | | | | |
| 11/8 | at Pit. | | | | | | | | | | | | | | | |
| 11/15 | Min. | | | | | | | | | | | | | | | |
| 11/22 | at Det. | | | | | | | | | | | | | | | |
| 11/29 | at Ten. | | | | | | | | | | | | | | | |
| 12/6 | KC | | | | | | | | | | | | | | | |
| 12/13 | at Den. | | | | | | | | | | | | | | | |
| 12/20 | GB | | | | | | | | | | | | | | | |
| 12/24 | SD | | | | | | | | | | | | | | | |
| 1/3/16 | at KC | | | | | | | | | | | | | | | |
| Totals | | 2-3 | 4/0 | 0 | 0 | 0 | 0.0 | 0.0 | 0 | 0 | - | 0 | 0 | 0 | 0 | 0 |



UPDATED BIOS - DEFENSE



ALDON SMITH

99

LINEBACKER | 6-4 | 265 | MISSOURI
ACQUIRED: FA-'15 | NFL EXP.: 5 | RAIDERS EXP.: 1
HOMETOWN: RAYTOWN, MO.
BORN: 09/25/89

2015: (9/13) vs. Cin.: Saw significant action on defense in first game with the Raiders...Credited with three tackles (two solo) and one quarterback hurry...Pressure resulted in a 5-yard loss on a third-down pass to RB Giovanni Bernard to force a punt...**(9/20) vs. Bal.:** Posted two solo tackles and was credited with two quarterback pressures...**(9/27) at Cle.:** Started at strongside linebacker...Recorded one solo tackle and registered two batted passes...**(10/4) at Chi.:** Recorded an outstanding showing, racking up six tackles (four) including two stops for no gain...Notched first sack as a Raider, getting to QB Jay Cutler for a 5-yard loss at the end of the first half...Posted a pass defensed...**(10/11) vs. Den.:** Posted second-straight game with a sack, combining with DL Mario Edwards, Jr. to sack QB Peyton Manning for a 4-yard loss in the fourth quarter...Added three tackles (one).

ALDON SMITH'S CAREER STATISTICS

| Year | Team | GP | GS | TACKLES | | | | | INTERCEPTIONS | | | | | FUMBLES | | |
|-------------------|---------------|-----------|-----------|------------|------------|-----------|-------------|--------------|---------------|----------|----------|----------|----------|----------|----------|----------|
| | | | | Total | Solo | Asst. | Sacks | Yds. | No. | Yds. | Lg. | TD | PD | FF | FR | Yds. |
| 2011 | San Francisco | 16 | 0 | 44 | 34 | 10 | 14.0 | 104.5 | 0 | 0 | - | 0 | 4 | 2 | 1 | 0 |
| 2012 | San Francisco | 16 | 16 | 83 | 63 | 20 | 19.5 | 144.5 | 1 | 6 | 6 | 0 | 1 | 3 | 0 | 0 |
| 2013 | San Francisco | 11 | 8 | 44 | 31 | 13 | 8.5 | 48.5 | 0 | 0 | - | 0 | 0 | 0 | 0 | 0 |
| 2014 | San Francisco | 7 | 6 | 21 | 13 | 8 | 2.0 | 16.0 | 0 | 0 | - | 0 | 0 | 0 | 0 | 0 |
| 2015 | Oakland | 5 | 3 | 15 | 10 | 5 | 1.5 | 7.0 | 0 | 0 | - | 0 | 3 | 0 | 0 | 0 |
| Totals | | 55 | 33 | 207 | 151 | 56 | 45.5 | 320.5 | 1 | 6 | 6 | 0 | 8 | 5 | 1 | 0 |
| POSTSEASON | | | | | | | | | | | | | | | | |
| 2011 | San Francisco | 2 | 0 | 6 | 5 | 1 | 2.0 | 16.0 | 0 | 0 | - | 0 | 0 | 0 | 0 | 0 |
| 2012 | San Francisco | 3 | 3 | 11 | 8 | 3 | 0.0 | 0.0 | 0 | 0 | - | 0 | 0 | 1 | 1 | 0 |
| 2013 | San Francisco | 3 | 3 | 14 | 10 | 4 | 3.5 | 15.0 | 0 | 0 | - | 0 | 0 | 1 | 1 | 0 |
| Totals | | 8 | 6 | 31 | 23 | 8 | 5.5 | 31.0 | 0 | 0 | - | 0 | 0 | 2 | 2 | 0 |

ALDON SMITH GAME-BY-GAME

| Date | Opponent | W/L | GP/GS | TACKLES | | | | | INTERCEPTIONS | | | | | FUMBLES | | |
|---------------|----------|------------|------------|-----------|-----------|----------|------------|------------|---------------|----------|----------|----------|----------|----------|----------|----------|
| | | | | Total | Solo | Asst. | Sacks | Yds. | No. | Yds. | Lg. | TD | PD | FF | FR | Yds. |
| 9/13 | Cin. | L | 1/0 | 3 | 2 | 1 | 0.0 | 0.0 | 0 | 0 | - | 0 | 0 | 0 | 0 | 0 |
| 9/20 | Bal. | W | 1/0 | 2 | 2 | 0 | 0.0 | 0.0 | 0 | 0 | - | 0 | 0 | 0 | 0 | 0 |
| 9/27 | at Cle. | W | 1/1 | 1 | 1 | 0 | 0.0 | 0.0 | 0 | 0 | - | 0 | 2 | 0 | 0 | 0 |
| 10/4 | at Chi. | L | 1/1 | 6 | 4 | 2 | 1.0 | 5.0 | 0 | 0 | - | 0 | 1 | 0 | 0 | 0 |
| 10/11 | Den. | L | 1/1 | 3 | 1 | 2 | 0.5 | 2.0 | 0 | 0 | - | 0 | 0 | 0 | 0 | 0 |
| 10/25 | at SD | | | | | | | | | | | | | | | |
| 11/1 | NYJ | | | | | | | | | | | | | | | |
| 11/8 | at Pit. | | | | | | | | | | | | | | | |
| 11/15 | Min. | | | | | | | | | | | | | | | |
| 11/22 | at Det. | | | | | | | | | | | | | | | |
| 11/29 | at Ten. | | | | | | | | | | | | | | | |
| 12/6 | KC | | | | | | | | | | | | | | | |
| 12/13 | at Den. | | | | | | | | | | | | | | | |
| 12/20 | GB | | | | | | | | | | | | | | | |
| 12/24 | SD | | | | | | | | | | | | | | | |
| 1/3/16 | at KC | | | | | | | | | | | | | | | |
| Totals | | 2-3 | 5/3 | 15 | 10 | 5 | 1.5 | 7.0 | 0 | 0 | - | 0 | 3 | 0 | 0 | 0 |



UPDATED BIOS - DEFENSE



MALCOLM SMITH

53

LINEBACKER | 6-0 | 225 | USC
ACQUIRED: UFA-'15 (Sea.) | NFL EXP.: 5 | RAIDERS EXP.: 1
HOMETOWN: NORTHRIDGE, CALIF.
BORN: 07/05/89

2015: (9/13) vs. Cin.: Started at linebacker in Raiders debut, recording 10 tackles (six solo) to tie a career high...Stopped RB Jeremy Hill for no gain on a third-quarter run...**(9/20) vs. Bal.:** Racked up a career-high 12 tackles (seven)...Combined with DE Justin Tuck to stop RB Justin Forsett for a 2-yard loss in the third quarter...Had a second-quarter interception nullified by a defensive holding call...**(9/27) at Cle.:** Had a standout performance, totaling eight tackles (six) with a sack, two tackles for loss and two passes defended...Sacked QB Josh McCown on a third-down play to force a third-quarter punt...Combined with DT Stacy McGee to tackle RB Duke Johnson for a 6-yard loss and was credited with a pass defended with a hit on TE Gary Barnidge at the goal line to halt a potential touchdown in the second quarter...**(10/4) at Chi.:** Led team with 10 tackles (six)...Combined with LB Curtis Lofton to stop RB Matt Forte for a 1-yard loss in the second quarter...**(10/11) vs. Den.:** Made first start of the season at middle linebacker...Totaled five tackles (three) and one pass defended along with his second sack of the season...Downed QB Peyton Manning for an 8-yard loss in the third quarter.

MALCOLM SMITH'S CAREER STATISTICS

| Year | Team | GP | GS | TACKLES | | | | | INTERCEPTIONS | | | | | FUMBLES | | |
|-------------------|---------|-----------|-----------|------------|-----------|-----------|------------|-------------|---------------|-----------|------------|----------|-----------|----------|----------|----------|
| | | | | Total | Solo | Asst. | Sacks | Yds. | No. | Yds. | Lg. | TD | PD | FF | FR | Yds. |
| 2011 | Seattle | 12 | 0 | 5 | 5 | 0 | 1.0 | 8.0 | 0 | 0 | - | 0 | 0 | 0 | 0 | 0 |
| 2012 | Seattle | 16 | 3 | 17 | 9 | 8 | 0.0 | 0.0 | 0 | 0 | - | 0 | 2 | 0 | 0 | 0 |
| 2013 | Seattle | 15 | 8 | 50 | 30 | 20 | 1.0 | 8.0 | 2 | 69 | 37t | 1 | 4 | 1 | 0 | 0 |
| 2014 | Seattle | 14 | 5 | 33 | 24 | 9 | 0.0 | 0.0 | 0 | 0 | - | 0 | 1 | 2 | 0 | 0 |
| 2015 | Oakland | 5 | 5 | 45 | 28 | 17 | 2.0 | 13.0 | 0 | 0 | - | 0 | 3 | 1 | 0 | 0 |
| Totals | | 62 | 21 | 150 | 96 | 54 | 4.0 | 29.0 | 2 | 69 | 37t | 1 | 10 | 4 | 0 | 0 |
| POSTSEASON | | | | | | | | | | | | | | | | |
| 2012 | Seattle | 2 | 0 | 4 | 4 | 0 | 0.0 | 0.0 | 0 | 0 | - | 0 | 0 | 0 | 0 | 0 |
| 2013 | Seattle | 3 | 2 | 22 | 12 | 10 | 0.0 | 0.0 | 2 | 69 | 69t | 1 | 2 | 0 | 1 | 7 |
| 2014 | Seattle | 3 | 0 | 1 | 0 | 1 | 0.0 | 0.0 | 0 | 0 | - | 0 | 0 | 0 | 0 | 0 |
| Totals | | 8 | 2 | 27 | 16 | 11 | 0.0 | 0.0 | 2 | 69 | 69t | 1 | 2 | 0 | 1 | 7 |

MALCOLM SMITH GAME-BY-GAME

| Date | Opponent | W/L | GP/GS | TACKLES | | | | | INTERCEPTIONS | | | | | FUMBLES | | |
|---------------|----------|------------|------------|-----------|-----------|-----------|------------|-------------|---------------|----------|----------|----------|----------|----------|----------|----------|
| | | | | Total | Solo | Asst. | Sacks | Yds. | No. | Yds. | Lg. | TD | PD | FF | FR | Yds. |
| 9/13 | Cin. | L | 1/1 | 10 | 6 | 4 | 0.0 | 0.0 | 0 | 0 | - | 0 | 0 | 0 | 0 | 0 |
| 9/20 | Bal. | W | 1/1 | 12 | 7 | 5 | 0.0 | 0.0 | 0 | 0 | - | 0 | 0 | 0 | 0 | 0 |
| 9/27 | at Cle. | W | 1/1 | 8 | 6 | 2 | 1.0 | 5.0 | 0 | 0 | - | 0 | 2 | 0 | 0 | 0 |
| 10/4 | at Chi. | L | 1/1 | 10 | 6 | 4 | 0.0 | 0.0 | 0 | 0 | - | 0 | 0 | 0 | 0 | 0 |
| 10/11 | Den. | L | 1/1 | 5 | 3 | 2 | 1.0 | 8.0 | 0 | 0 | - | 0 | 1 | 0 | 0 | 0 |
| 10/25 | at SD | | | | | | | | | | | | | | | |
| 11/1 | NYJ | | | | | | | | | | | | | | | |
| 11/8 | at Pit. | | | | | | | | | | | | | | | |
| 11/15 | Min. | | | | | | | | | | | | | | | |
| 11/22 | at Det. | | | | | | | | | | | | | | | |
| 11/29 | at Ten. | | | | | | | | | | | | | | | |
| 12/6 | KC | | | | | | | | | | | | | | | |
| 12/13 | at Den. | | | | | | | | | | | | | | | |
| 12/20 | GB | | | | | | | | | | | | | | | |
| 12/24 | SD | | | | | | | | | | | | | | | |
| 1/3/16 | at KC | | | | | | | | | | | | | | | |
| Totals | | 2-3 | 5/5 | 45 | 28 | 17 | 2.0 | 13.0 | 0 | 0 | - | 0 | 3 | 0 | 0 | 0 |



UPDATED BIOS - DEFENSE



NEIKO THORPE

31

CORNERBACK | 6-1 | 200 | AUBURN
ACQUIRED: FA-'14 | NFL EXP.: 3 | RAIDERS EXP.: 2
HOMETOWN: TUCKER, GA.
BORN: 02/01/90

2015: (9/13) vs. Cin.: Played on defense and special teams in season opener...**(9/20) vs. Bal.:** Totaled four tackles (three solo) and posted first career interception...Picked off a QB Joe Flacco pass on the game's final drive to seal the victory...Also credited with a career-high three passes defended...**(9/27) at Cle.:** Made first-career start at cornerback, posting a career-high five solo tackles...**(10/4) at Chi.:** Recorded five tackles (four) and one pass defended...Stopped WR Eddie Royal for a 3-yard loss on a fourth-quarter reception...**(10/11) vs. Den.:** Racked up five solo tackles.

NEIKO THORPE'S CAREER STATISTICS


| Year | Team | GP | GS | TACKLES | | | | | INTERCEPTIONS | | | | | FUMBLES | | |
|---------------|-------------|-----------|----------|-----------|-----------|----------|------------|------------|---------------|------------|----------|----------|----------|----------|----------|----------|
| | | | | Total | Solo | Asst. | Sacks | Yds. | No. | Yds. | Lg. | TD | PD | FF | FR | Yds. |
| 2012 | Kansas City | 9 | 0 | 4 | 4 | 0 | 0.0 | 0.0 | 0 | 0 | - | 0 | 0 | 0 | 0 | 0 |
| 2014 | Oakland | 14 | 0 | 2 | 1 | 1 | 0.0 | 0.0 | 0 | 0 | - | 0 | 3 | 0 | 0 | 0 |
| 2015 | Oakland | 5 | 1 | 19 | 17 | 2 | 0.0 | 0.0 | 1 | -12 | - | 0 | 4 | 0 | 0 | 0 |
| Totals | | 28 | 1 | 25 | 22 | 3 | 0.0 | 0.0 | 1 | -12 | - | 0 | 7 | 0 | 0 | 0 |

NEIKO THORPE GAME-BY-GAME

| Date | Opponent | W/L | GP/GS | TACKLES | | | | | INTERCEPTIONS | | | | | FUMBLES | | |
|---------------|----------|------------|------------|-----------|-----------|----------|------------|------------|---------------|------------|----------|----------|----------|----------|----------|----------|
| | | | | Total | Solo | Asst. | Sacks | Yds. | No. | Yds. | Lg. | TD | PD | FF | FR | Yds. |
| 9/13 | Cin. | L | 1/0 | 0 | 0 | 0 | 0.0 | 0.0 | 0 | 0 | - | 0 | 0 | 0 | 0 | 0 |
| 9/20 | Bal. | W | 1/0 | 4 | 3 | 1 | 0.0 | 0.0 | 1 | -12 | - | 0 | 3 | 0 | 0 | 0 |
| 9/27 | at Cle. | W | 1/1 | 5 | 5 | 0 | 0.0 | 0.0 | 0 | 0 | - | 0 | 0 | 0 | 0 | 0 |
| 10/4 | at Chi. | L | 1/0 | 5 | 4 | 1 | 0.0 | 0.0 | 0 | 0 | - | 0 | 1 | 0 | 0 | 0 |
| 10/11 | Den. | L | 1/0 | 5 | 5 | 0 | 0.0 | 0.0 | 0 | 0 | - | 0 | 0 | 0 | 0 | 0 |
| 10/25 | at SD | | | | | | | | | | | | | | | |
| 11/1 | NYJ | | | | | | | | | | | | | | | |
| 11/8 | at Pit. | | | | | | | | | | | | | | | |
| 11/15 | Min. | | | | | | | | | | | | | | | |
| 11/22 | at Det. | | | | | | | | | | | | | | | |
| 11/29 | at Ten. | | | | | | | | | | | | | | | |
| 12/6 | KC | | | | | | | | | | | | | | | |
| 12/13 | at Den. | | | | | | | | | | | | | | | |
| 12/20 | GB | | | | | | | | | | | | | | | |
| 12/24 | SD | | | | | | | | | | | | | | | |
| 1/3/16 | at KC | | | | | | | | | | | | | | | |
| Totals | | 2-3 | 5/1 | 19 | 17 | 2 | 0.0 | 0.0 | 1 | -12 | - | 0 | 4 | 0 | 0 | 0 |



UPDATED BIOS - DEFENSE



JUSTIN TUCK

91

DEFENSIVE END | 6-5 | 265 | NOTRE DAME
ACQUIRED: UFA-'14 (NYG) | NFL EXP.: 11 | RAIDERS EXP.: 2
HOMETOWN: KELLYTON, ALA.
BORN: 03/29/83

2015: (9/13) vs. Cin.: Started at defensive end in season opener as was among Raiders most productive defenders...Posted seven tackles (six solo) and credited with two passes defended on batted balls...Batted a third-quarter passing attempt to set up a third-down play in which he combined with DE Khalil Mack to stop RB Giovani Bernard for a 5-yard loss and force a Bengals punt...Also blocked a PAT attempt...**(9/20) vs. Bal.:** Recorded six tackles (four)...Stopped RB Justin Forsett for a 2-yard loss along with LB Malcolm Smith in the third quarter...**(9/27) at Cle.:** Totaled two solo stops...**(10/4) at Chi.:** Recorded first sack of the season in the first quarter, sacking QB Jay Cutler for a 2-yard loss on a third-down play...**(10/11) vs. Den.:** Assisted on a tackle and batted a second-quarter pass before leaving the game due to injury in the fourth quarter.

JUSTIN TUCK'S CAREER STATISTICS

| Year | Team | GP | GS | TACKLES | | | | | INTERCEPTIONS | | | | | FUMBLES | | |
|-------------------|-----------|------------|------------|------------|------------|------------|-------------|--------------|---------------|-----------|------------|----------|-----------|-----------|----------|----------|
| | | | | Total | Solo | Asst. | Sacks | Yds. | No. | Yds. | Lg. | TD | PD | FF | FR | Yds. |
| 2005 | NY Giants | 14 | 1 | 19 | 15 | 4 | 1.0 | 7.0 | 0 | 0 | - | 0 | 1 | 1 | 0 | 0 |
| 2006 | NY Giants | 6 | 0 | 4 | 2 | 2 | 0.0 | 0.0 | 0 | 0 | - | 0 | 0 | 0 | 0 | 0 |
| 2007 | NY Giants | 16 | 2 | 63 | 46 | 17 | 10.0 | 60.5 | 0 | 0 | - | 0 | 1 | 2 | 0 | 0 |
| 2008 | NY Giants | 16 | 16 | 65 | 51 | 14 | 12.0 | 84.5 | 1 | 41 | 41t | 1 | 2 | 3 | 0 | 0 |
| 2009 | NY Giants | 16 | 15 | 59 | 45 | 14 | 6.0 | 28.5 | 0 | 0 | - | 0 | 8 | 5 | 1 | 0 |
| 2010 | NY Giants | 16 | 16 | 76 | 48 | 28 | 11.5 | 86.5 | 0 | 0 | - | 0 | 4 | 6 | 5 | 4 |
| 2011 | NY Giants | 12 | 11 | 37 | 27 | 10 | 5.0 | 40.0 | 0 | 0 | - | 0 | 3 | 1 | 0 | 0 |
| 2012 | NY Giants | 15 | 14 | 45 | 27 | 18 | 4.0 | 25.0 | 0 | 0 | - | 0 | 1 | 0 | 0 | 0 |
| 2013 | NY Giants | 16 | 15 | 63 | 41 | 22 | 11.0 | 65.5 | 1 | -2 | -2 | 0 | 3 | 2 | 0 | 0 |
| 2014 | Oakland | 15 | 12 | 51 | 34 | 17 | 5.0 | 34.0 | 1 | 7 | 7 | 0 | 6 | 2 | 0 | 0 |
| 2015 | Oakland | 5 | 5 | 17 | 12 | 5 | 1.0 | 2.0 | 0 | 0 | - | 0 | 3 | 0 | 0 | 0 |
| Totals | | 147 | 107 | 499 | 348 | 151 | 66.5 | 433.5 | 3 | 46 | 41t | 1 | 32 | 22 | 6 | 4 |
| POSTSEASON | | | | | | | | | | | | | | | | |
| 2005 | NY Giants | 1 | 0 | 1 | 1 | 0 | 0.0 | 0.0 | 0 | 0 | - | 0 | 0 | 0 | 0 | 0 |
| 2007 | NY Giants | 4 | 0 | 14 | 11 | 3 | 2.0 | 14.0 | 0 | 0 | - | 0 | 1 | 1 | 0 | 0 |
| 2008 | NY Giants | 1 | 1 | 5 | 4 | 1 | 0.0 | 0.0 | 0 | 0 | - | 0 | 0 | 0 | 0 | 0 |
| 2011 | NY Giants | 4 | 4 | 12 | 10 | 2 | 3.5 | 14.5 | 0 | 0 | - | 0 | 0 | 0 | 0 | 0 |
| Totals | | 10 | 5 | 32 | 26 | 6 | 5.5 | 28.5 | 0 | 0 | - | 0 | 1 | 1 | 0 | 0 |

JUSTIN TUCK GAME-BY-GAME

| Date | Opponent | W/L | GP/GS | TACKLES | | | | | INTERCEPTIONS | | | | | FUMBLES | | |
|---------------|----------|------------|------------|-----------|-----------|----------|------------|------------|---------------|----------|----------|----------|----------|----------|----------|----------|
| | | | | Total | Solo | Asst. | Sacks | Yds. | No. | Yds. | Lg. | TD | PD | FF | FR | Yds. |
| 9/13 | Cin. | L | 1/1 | 7 | 6 | 1 | 0.0 | 0.0 | 0 | 0 | - | 0 | 2 | 0 | 0 | 0 |
| 9/20 | Bal. | W | 1/1 | 6 | 4 | 2 | 0.0 | 0.0 | 0 | 0 | - | 0 | 0 | 0 | 0 | 0 |
| 9/27 | at Cle. | W | 1/1 | 2 | 2 | 0 | 0.0 | 0.0 | 0 | 0 | - | 0 | 0 | 0 | 0 | 0 |
| 10/4 | at Chi. | L | 1/1 | 1 | 0 | 1 | 1.0 | 2.0 | 0 | 0 | - | 0 | 0 | 0 | 0 | 0 |
| 10/11 | Den. | L | 1/1 | 1 | 0 | 1 | 0.0 | 0.0 | 0 | 0 | - | 0 | 1 | 0 | 0 | 0 |
| 10/25 | at SD | | | | | | | | | | | | | | | |
| 11/1 | NYJ | | | | | | | | | | | | | | | |
| 11/8 | at Pit. | | | | | | | | | | | | | | | |
| 11/15 | Min. | | | | | | | | | | | | | | | |
| 11/22 | at Det. | | | | | | | | | | | | | | | |
| 11/29 | at Ten. | | | | | | | | | | | | | | | |
| 12/6 | KC | | | | | | | | | | | | | | | |
| 12/13 | at Den. | | | | | | | | | | | | | | | |
| 12/20 | GB | | | | | | | | | | | | | | | |
| 12/24 | SD | | | | | | | | | | | | | | | |
| 1/3/16 | at KC | | | | | | | | | | | | | | | |
| Totals | | 2-3 | 5/5 | 17 | 12 | 5 | 1.0 | 2.0 | 0 | 0 | - | 0 | 3 | 0 | 0 | 0 |



UPDATED BIOS - DEFENSE



DAN WILLIAMS

DEFENSIVE TACKLE | 6-2 | 330 | TENNESSEE
ACQUIRED: UFA-'15 (Ari.) | NFL EXP.: 6 | RAIDERS EXP.: 1
HOMETOWN: MEMPHIS, TENN.
BORN: 06/01/87

90

2015: (9/13) vs. Cin.: Enjoyed an extremely productive Raiders' debut, posting six solo tackles and one pass defended...Combined with DE Justin Tuck to stop RB Giovani Bernard for no gain in the second quarter...Batted a fourth-quarter pass from QB Andy Dalton to help force a punt...**(9/20) vs. Bal.:** Notched one solo tackle...**(9/27) at Cle.:** Totaled three tackles (one solo)...Combined with LB Curtis Lofton on a goal-line stop of RB Isaiah Crowell in the second quarter...Credited with one batted pass...**(10/4) at Chi.:** Recovered a fumble on a botched snap in the second quarter, setting up a Raiders touchdown drive...Notched five tackles (one)...**(10/11) vs. Den.:** Totaled four tackles (two).

DAN WILLIAMS' CAREER STATISTICS


| Year | Team | GP | GS | TACKLES | | | | | INTERCEPTIONS | | | | | FUMBLES | | |
|-------------------|---------|-----------|-----------|------------|------------|-----------|------------|-------------|---------------|----------|-----------|----------|----------|----------|----------|----------|
| | | | | Total | Solo | Asst. | Sacks | Yds. | No. | Yds. | Lg. | TD | PD | FF | FR | Yds. |
| 2010 | Arizona | 15 | 0 | 37 | 26 | 11 | 0.0 | 0.0 | 0 | 0 | - | 0 | 2 | 1 | 0 | 0 |
| 2011 | Arizona | 10 | 10 | 22 | 14 | 8 | 0.0 | 0.0 | 0 | 0 | - | 0 | 2 | 0 | 0 | 0 |
| 2012 | Arizona | 15 | 11 | 41 | 30 | 11 | 0.0 | 0.0 | 0 | 0 | - | 0 | 1 | 0 | 1 | 0 |
| 2013 | Arizona | 14 | 10 | 34 | 18 | 16 | 1.0 | 13.0 | 1 | 2 | 2t | 1 | 1 | 0 | 0 | 0 |
| 2014 | Arizona | 16 | 9 | 45 | 28 | 17 | 1.0 | 9.0 | 0 | 0 | - | 0 | 1 | 1 | 0 | 0 |
| 2015 | Oakland | 5 | 5 | 19 | 11 | 8 | 0.0 | 0.0 | 0 | 0 | - | 0 | 2 | 0 | 1 | 0 |
| Totals | | 75 | 45 | 198 | 127 | 71 | 2.0 | 22.0 | 1 | 2 | 2t | 1 | 9 | 2 | 2 | 0 |
| POSTSEASON | | | | | | | | | | | | | | | | |
| 2014 | Arizona | 1 | 1 | 6 | 3 | 3 | 0.0 | 0.0 | 0 | 0 | - | 0 | 0 | 0 | 0 | 0 |
| Totals | | 1 | 1 | 6 | 3 | 3 | 0.0 | 0.0 | 0 | 0 | - | 0 | 0 | 0 | 0 | 0 |

DAN WILLIAMS GAME-BY-GAME

| Date | Opponent | W/L | GP/GS | TACKLES | | | | | INTERCEPTIONS | | | | | FUMBLES | | |
|---------------|----------|------------|------------|-----------|-----------|----------|------------|------------|---------------|----------|----------|----------|----------|----------|----------|----------|
| | | | | Total | Solo | Asst. | Sacks | Yds. | No. | Yds. | Lg. | TD | PD | FF | FR | Yds. |
| 9/13 | Cin. | L | 1/1 | 6 | 6 | 0 | 0.0 | 0.0 | 0 | 0 | - | 0 | 1 | 0 | 0 | 0 |
| 9/20 | Bal. | W | 1/1 | 1 | 1 | 0 | 0.0 | 0.0 | 0 | 0 | - | 0 | 0 | 0 | 0 | 0 |
| 9/27 | at Cle. | W | 1/1 | 3 | 1 | 2 | 0.0 | 0.0 | 0 | 0 | - | 0 | 1 | 0 | 0 | 0 |
| 10/4 | at Chi. | L | 1/1 | 5 | 1 | 4 | 0.0 | 0.0 | 0 | 0 | - | 0 | 0 | 0 | 1 | 0 |
| 10/11 | Den. | L | 1/1 | 4 | 2 | 2 | 0.0 | 0.0 | 0 | 0 | - | 0 | 0 | 0 | 0 | 0 |
| 10/25 | at SD | | | | | | | | | | | | | | | |
| 11/1 | NYJ | | | | | | | | | | | | | | | |
| 11/8 | at Pit. | | | | | | | | | | | | | | | |
| 11/15 | Min. | | | | | | | | | | | | | | | |
| 11/22 | at Det. | | | | | | | | | | | | | | | |
| 11/29 | at Ten. | | | | | | | | | | | | | | | |
| 12/6 | KC | | | | | | | | | | | | | | | |
| 12/13 | at Den. | | | | | | | | | | | | | | | |
| 12/20 | GB | | | | | | | | | | | | | | | |
| 12/24 | SD | | | | | | | | | | | | | | | |
| 1/3/16 | at KC | | | | | | | | | | | | | | | |
| Totals | | 2-3 | 5/5 | 19 | 11 | 8 | 0.0 | 0.0 | 0 | 0 | - | 0 | 2 | 0 | 1 | 0 |



UPDATED BIOS - DEFENSE



G.J. WILSON

98

DEFENSIVE LINE | 6-3 | 290 | EAST CAROLINA
ACQUIRED: FA-'15 | NFL EXP.: 6 | RAIDERS EXP.: 2
HOMETOWN: PINETOWN, N.C.
BORN: 03/30/87

2015: (9/20) vs. Bal.: Re-joined Raiders and started in first game back...Posted two tackles (one solo)...Made two tackles for no gain, stopping RB Justin Forsett in the first quarter and QB Joe Flacco on a third-and-1 play in the second period...**(9/27) at Cle.:** Saw action on defense before leaving the game with a calf injury...**(10/4) at Chi.:** Inactive due to a calf injury...**(10/11) vs. Den.:** Recorded one solo tackle.

G.J. WILSON'S CAREER STATISTICS


| Year | Team | GP | GS | TACKLES | | | | | INTERCEPTIONS | | | | | FUMBLES | | |
|-------------------|-----------|-----------|-----------|------------|-----------|-----------|------------|-------------|---------------|----------|----------|----------|----------|----------|----------|-----------|
| | | | | Tot. | Solo | Asst. | Sacks | Yds | No. | Yds | Lg | TD | PD | FF | FR | Yds |
| 2010 | Green Bay | 15 | 2 | 21 | 11 | 10 | 1.0 | 1.0 | 0 | 0 | - | 0 | 0 | 0 | 0 | 0 |
| 2011 | Green Bay | 16 | 2 | 35 | 21 | 14 | 0.0 | 0.0 | 0 | 0 | - | 0 | 0 | 0 | 0 | 0 |
| 2012 | Green Bay | 11 | 7 | 37 | 18 | 19 | 2.5 | 9.0 | 0 | 0 | - | 0 | 1 | 0 | 0 | 0 |
| 2013 | Green Bay | 8 | 0 | 10 | 4 | 6 | 0.0 | 0.0 | 0 | 0 | - | 0 | 0 | 0 | 0 | 0 |
| 2014 | Oakland | 16 | 7 | 34 | 22 | 12 | 2.0 | 14.0 | 0 | 0 | - | 0 | 0 | 0 | 1 | 21 |
| 2015 | Oakland | 3 | 1 | 3 | 2 | 1 | 0.0 | 0.0 | 0 | 0 | - | 0 | 0 | 0 | 0 | 0 |
| Totals | | 69 | 19 | 140 | 78 | 62 | 5.5 | 24.0 | 0 | 0 | - | 0 | 1 | 0 | 1 | 21 |
| POSTSEASON | | | | | | | | | | | | | | | | |
| 2010 | Green Bay | 4 | 1 | 6 | 5 | 1 | 1.0 | 8.0 | 0 | 0 | - | 0 | 0 | 0 | 0 | 0 |
| 2011 | Green Bay | 1 | 0 | 6 | 2 | 4 | 0.0 | 0.0 | 0 | 0 | - | 0 | 0 | 0 | 0 | 0 |
| 2012 | Green Bay | 2 | 2 | 11 | 7 | 4 | 0.0 | 0.0 | 0 | 0 | - | 0 | 0 | 0 | 0 | 0 |
| 2013 | Green Bay | 1 | 0 | 1 | 0 | 1 | 0.0 | 0.0 | 0 | 0 | - | 0 | 0 | 0 | 0 | 0 |
| Totals | | 8 | 3 | 24 | 14 | 10 | 1.0 | 8.0 | 0 | 0 | - | 0 | 0 | 0 | 0 | 0 |

G.J. WILSON GAME-BY-GAME

| Date | Opponent | W/L | GP/GS | TACKLES | | | | | INTERCEPTIONS | | | | | FUMBLES | | |
|---------------|----------|-----|------------|-------------------|----------|----------|------------|------------|---------------|----------|----------|----------|----------|----------|----------|----------|
| | | | | Total | Solo | Asst. | Sacks | Yds. | No. | Yds. | Lg. | TD | PD | FF | FR | Yds. |
| 9/13 | Cin. | L | | (NOT ON ROSTER) | | | | | | | | | | | | |
| 9/20 | Bal. | W | 1/1 | 2 | 1 | 1 | 0.0 | 0.0 | 0 | 0 | - | 0 | 0 | 0 | 0 | 0 |
| 9/27 | at Cle. | W | 1/0 | 0 | 0 | 0 | 0.0 | 0.0 | 0 | 0 | - | 0 | 0 | 0 | 0 | 0 |
| 10/4 | at Chi. | L | | (INACTIVE - CALF) | | | | | | | | | | | | |
| 10/11 | Den. | L | 1/0 | 1 | 1 | 0 | 0.0 | 0.0 | 0 | 0 | - | 0 | 0 | 0 | 0 | 0 |
| 10/25 | at SD | | | | | | | | | | | | | | | |
| 11/1 | NYJ | | | | | | | | | | | | | | | |
| 11/8 | at Pit. | | | | | | | | | | | | | | | |
| 11/15 | Min. | | | | | | | | | | | | | | | |
| 11/22 | at Det. | | | | | | | | | | | | | | | |
| 11/29 | at Ten. | | | | | | | | | | | | | | | |
| 12/6 | KC | | | | | | | | | | | | | | | |
| 12/13 | at Den. | | | | | | | | | | | | | | | |
| 12/20 | GB | | | | | | | | | | | | | | | |
| 12/24 | SD | | | | | | | | | | | | | | | |
| 1/3/16 | at KC | | | | | | | | | | | | | | | |
| Totals | | | 2-3 | 3 | 2 | 1 | 0.0 | 0.0 | 0 | 0 | - | 0 | 0 | 0 | 0 | 0 |



UPDATED BIOS - DEFENSE



CHARLES WOODSON

24

SAFETY | 6-1 | 210 | MICHIGAN
ACQUIRED: FA-'13 | NFL EXP.: 18 | RAIDERS EXP.: 11
HOMETOWN: FREMONT, OHIO
BORN: 10/07/76

2015: (9/13) vs. Cin.: Started season opener and led team with 11 tackles (seven solo)...Played nearly every defensive snap before leaving game at the end of the fourth quarter with a shoulder injury...**(9/20) vs. Bal.:** Played nearly every defensive snap despite suffering a shoulder injury the previous week...Credited with five tackles (three)...**(9/27) at Cle.:** Sealed the win with an interception on Cleveland's final drive in a one-score game...Pick extended his streak to 18 straight seasons (1998-2015) with an interception, second only to Darrell Green's 19 straight seasons in the NFL record book...Finished the game with five tackles (three) and two passes defended...**(10/4) at Chi.:** Notched eight tackles (seven) and had a crucial interception of a QB Jay Cutler pass in the fourth quarter...Pick halted a potential Chicago scoring drive and set up a Raiders field goal drive that gave Oakland a late lead...Moved into a tie for ninth place on the NFL's all-time list with his 62nd career interception...**(10/11) vs. Den.:** Picked off QB Peyton Manning twice, becoming oldest player in NFL history to record two interceptions in a game at 39 years old...Marked the eighth-career multiple interception game of his career...Marked the third time he has recorded interceptions in three straight games...First pick came in the Raiders end zone, halting a potential scoring drive at the end of the first half...Second interception came on a leaping effort on a deep ball in the third quarter...Credited with a team-high eight tackles (three) and two passes defended.

CHARLES WOODSON'S CAREER STATISTICS

| Year | Team | GP | GS | TACKLES | | | | | INTERCEPTIONS | | | | | FUMBLES | | |
|-------------------|-----------|------------|------------|--------------|--------------|------------|-------------|--------------|---------------|------------|------------|-----------|------------|-----------|-----------|------------|
| | | | | Total | Solo | Asst. | Sacks | Yds. | No. | Yds. | Lg. | TD | PD | FF | FR | Yds. |
| 1998 | Oakland | 16 | 16 | 64 | 61 | 3 | 0.0 | 0.0 | 5 | 118 | 46t | 1 | 22 | 2 | 0 | 0 |
| 1999 | Oakland | 16 | 16 | 61 | 52 | 9 | 0.0 | 0.0 | 1 | 15 | 15t | 1 | 15 | 0 | 1 | 24 |
| 2000 | Oakland | 16 | 16 | 79 | 66 | 13 | 0.0 | 0.0 | 4 | 36 | 23 | 0 | 13 | 3 | 1 | 0 |
| 2001 | Oakland | 16 | 15 | 53 | 40 | 13 | 2.0 | 15.0 | 1 | 64 | 34 | 0 | 11 | 1 | 0 | 0 |
| 2002 | Oakland | 8 | 7 | 37 | 35 | 2 | 0.0 | 0.0 | 1 | 3 | 3 | 0 | 4 | 4 | 1 | 0 |
| 2003 | Oakland | 15 | 15 | 70 | 56 | 14 | 1.0 | 7.0 | 3 | 67 | 51 | 0 | 8 | 1 | 1 | 3 |
| 2004 | Oakland | 13 | 12 | 74 | 59 | 15 | 2.5 | 22.0 | 1 | 25 | 25 | 0 | 9 | 2 | 1 | 0 |
| 2005 | Oakland | 6 | 6 | 31 | 27 | 4 | 0.0 | 0.0 | 1 | 0 | 0 | 0 | 4 | 1 | 0 | 0 |
| 2006 | Green Bay | 16 | 16 | 63 | 51 | 12 | 1.0 | 9.0 | 8 | 61 | 23t | 1 | 26 | 3 | 1 | 0 |
| 2007 | Green Bay | 14 | 14 | 64 | 54 | 10 | 0.0 | 0.0 | 4 | 48 | 46t | 1 | 10 | 0 | 1 | 57 |
| 2008 | Green Bay | 16 | 16 | 79 | 66 | 13 | 3.0 | 14.0 | 7 | 169 | 62t | 2 | 20 | 1 | 1 | -2 |
| 2009 | Green Bay | 16 | 16 | 81 | 63 | 18 | 2.0 | 18.0 | 9 | 179 | 45t | 3 | 21 | 4 | 1 | 0 |
| 2010 | Green Bay | 16 | 16 | 105 | 79 | 26 | 2.0 | 11.0 | 2 | 48 | 48t | 1 | 13 | 5 | 0 | 0 |
| 2011 | Green Bay | 15 | 15 | 83 | 68 | 15 | 2.0 | 11.0 | 7 | 63 | 30t | 1 | 20 | 1 | 1 | -1 |
| 2012 | Green Bay | 7 | 7 | 44 | 36 | 8 | 1.5 | 5.5 | 1 | 0 | 0 | 0 | 5 | 1 | 0 | 0 |
| 2013 | Oakland | 16 | 16 | 133 | 88 | 45 | 2.0 | 18.0 | 1 | 13 | 13 | 0 | 8 | 4 | 2 | 25 |
| 2014 | Oakland | 16 | 16 | 160 | 105 | 55 | 1.0 | 10.0 | 4 | 35 | 30 | 0 | 9 | 0 | 1 | 0 |
| 2015 | Oakland | 5 | 5 | 37 | 23 | 14 | 0.0 | 0.0 | 4 | 22 | 11 | 0 | 5 | 0 | 0 | 0 |
| Totals | | 243 | 240 | 1,318 | 1,029 | 289 | 20.0 | 140.5 | 64 | 966 | 62t | 11 | 223 | 33 | 13 | 106 |
| POSTSEASON | | | | | | | | | | | | | | | | |
| 2000 | Oakland | 2 | 2 | 5 | 4 | 1 | 0.0 | 0.0 | 0 | 0 | - | 0 | 2 | 0 | 1 | 0 |
| 2001 | Oakland | 2 | 2 | 12 | 8 | 4 | 0.0 | 0.0 | 0 | 0 | - | 0 | 3 | 0 | 0 | 0 |
| 2002 | Oakland | 3 | 3 | 22 | 18 | 4 | 0.0 | 0.0 | 1 | 12 | 12 | 0 | 4 | 0 | 0 | 0 |
| 2007 | Green Bay | 2 | 1 | 6 | 6 | 0 | 0.0 | 0.0 | 0 | 0 | - | 0 | 3 | 0 | 0 | 0 |
| 2009 | Green Bay | 1 | 1 | 7 | 7 | 0 | 0.0 | 0.0 | 0 | 0 | - | 0 | 1 | 1 | 0 | 0 |
| 2010 | Green Bay | 4 | 4 | 19 | 14 | 5 | 1.0 | 7.0 | 0 | 0 | - | 0 | 0 | 0 | 0 | 0 |
| 2011 | Green Bay | 1 | 1 | 2 | 2 | 0 | 0.0 | 0.0 | 0 | 0 | - | 0 | 1 | 0 | 0 | 0 |
| 2012 | Green Bay | 2 | 2 | 12 | 11 | 1 | 0.0 | 0.0 | 0 | 0 | - | 0 | 1 | 0 | 0 | 0 |
| Totals | | 17 | 16 | 85 | 70 | 15 | 1.0 | 7.0 | 1 | 12 | 12 | 0 | 15 | 1 | 1 | 0 |



UPDATED BIOS - DEFENSE

CHARLES WOODSON GAME-BY-GAME

| Date | Opponent | W/L | GP/GS | TACKLES | | | | | INTERCEPTIONS | | | | | FUMBLES | | |
|--------|----------|-----|-------|---------|------|-------|-------|------|---------------|------|-----|----|----|---------|----|------|
| | | | | Total | Solo | Asst. | Sacks | Yds. | No. | Yds. | Lg. | TD | PD | FF | FR | Yds. |
| 9/13 | Cin. | L | 1/1 | 11 | 7 | 4 | 0.0 | 0.0 | 0 | 0 | - | 0 | 0 | 0 | 0 | 0 |
| 9/20 | Bal. | W | 1/1 | 5 | 3 | 2 | 0.0 | 0.0 | 0 | 0 | - | 0 | 0 | 0 | 0 | 0 |
| 9/27 | at Cle. | W | 1/1 | 5 | 3 | 2 | 0.0 | 0.0 | 1 | 0 | - | 0 | 2 | 0 | 0 | 0 |
| 10/4 | at Chi. | L | 1/1 | 8 | 7 | 1 | 0.0 | 0.0 | 1 | 11 | 11 | 0 | 1 | 0 | 0 | 0 |
| 10/11 | Den. | L | 1/1 | 8 | 3 | 5 | 0.0 | 0.0 | 2 | 11 | 11 | 0 | 2 | 0 | 0 | 0 |
| 10/25 | at SD | | | | | | | | | | | | | | | |
| 11/1 | NYJ | | | | | | | | | | | | | | | |
| 11/8 | at Pit. | | | | | | | | | | | | | | | |
| 11/15 | Min. | | | | | | | | | | | | | | | |
| 11/22 | at Det. | | | | | | | | | | | | | | | |
| 11/29 | at Ten. | | | | | | | | | | | | | | | |
| 12/6 | KC | | | | | | | | | | | | | | | |
| 12/13 | at Den. | | | | | | | | | | | | | | | |
| 12/20 | GB | | | | | | | | | | | | | | | |
| 12/24 | SD | | | | | | | | | | | | | | | |
| 1/3/16 | at KC | | | | | | | | | | | | | | | |
| Totals | | 2-3 | 5/5 | 37 | 23 | 14 | 0.0 | 0.0 | 4 | 22 | 11 | 0 | 5 | 0 | 0 | 0 |



UPDATED BIOS - SPECIALISTS



JON CONDO

LONG SNAPPER | 6-3 | 240 | MARYLAND
ACQUIRED: FA-'06 | NFL EXP.: 9 | RAIDERS EXP.: 9
HOMETOWN: PHILIPSBURG, PA.
BORN: 08/26/81

59

2015: (9/13) vs. Cin.: Paced team with two special teams tackles...Stopped PR Adam Jones on two punt returns in the first half...Also snapped on six punts...**(9/20) vs. Bal.:** Snapped on three field goals and four PATs...**(9/27) at Cle.:** Snapped on two field goals and three PATs...Also snapped on a fourth-quarter punt that pinned Cleveland at their own 2-yard line...**(10/4) at Chi.:** Snapped on two field goals and two PAT attempts...**(10/11) vs. Den.:** Snapped for K Sebastian Janikowski's 241st career game, setting the Raiders' all-time record.

JON CONDO'S GAMES PLAYED/STARTED

| Year | Team | GP | GS |
|---------------|---------|------------|----------|
| 2005 | Dallas | 3 | 0 |
| 2007 | Oakland | 16 | 0 |
| 2008 | Oakland | 16 | 0 |
| 2009 | Oakland | 16 | 0 |
| 2010 | Oakland | 16 | 0 |
| 2011 | Oakland | 16 | 0 |
| 2012 | Oakland | 16 | 0 |
| 2013 | Oakland | 16 | 0 |
| 2014 | Oakland | 16 | 0 |
| 2015 | Oakland | 5 | 0 |
| Totals | | 136 | 0 |



UPDATED BIOS - SPECIALISTS



SEBASTIAN JANIKOWSKI

11

KICKER | 6-1 | 265 | FLORIDA STATE
ACQUIRED: D1-'00 | NFL EXP.: 16 | RAIDERS EXP.: 16
HOMETOWN: DAYTONA BEACH, FLA.
BORN: 03/02/78

2015: (9/13) vs. Cin.: Played in 16th career season opener...Hit lone PAT attempt in fourth quarter...**(9/20) vs. Bal.:** Nailed all three field goal attempts, hitting from 23, 46 and 48 yards out...Also good on four PAT attempts...Had seven touchbacks on kickoffs, falling just one short of his career high...**(9/27) at Cle.:** Booted two field goals, from 23 and 35 yards out...Moved past Eddie Murray into 16th place on the NFL's all-time scoring list with 1,597 points...Also good on three PAT attempts...**(10/4) at Chi.:** Nailed two field goals, from 29 and 41 yards out...Also had four touchbacks on kickoffs and two PATs...**(10/11) vs. Den.:** Set Raiders all-time record by appearing in his 241st career game...Booted a 50-yard field goal in the fourth quarter, his 49th career field goal from 50-or-more yards...Moved ahead of K Lou Groza (1,608) for sole possession of 15th place on the NFL's all-time scoring list.

KICK-BY-KICK: [(23G,46G,48G)(23G,35G)(29G,41G)(38B,40WL,50G)]

SEBASTIAN JANIKOWSKI'S CAREER STATISTICS

| Year | Team | GP | FIELD GOALS | | | | | PAT | | | | Points |
|-------------------|---------|------------|-------------|------------|-------------|-----------|----------|------------|------------|--------------|----------|--------------|
| | | | FG | FGA | Pct. | Lg. | Blk. | XP | XPA | Pct. | Blk. | |
| 2000 | Oakland | 14 | 22 | 32 | 68.8 | 54 | 0 | 46 | 46 | 100.0 | 0 | 112 |
| 2001 | Oakland | 15 | 23 | 28 | 82.1 | 52 | 1 | 42 | 42 | 100.0 | 0 | 111 |
| 2002 | Oakland | 16 | 26 | 33 | 78.8 | 51 | 2 | 50 | 50 | 100.0 | 0 | 128 |
| 2003 | Oakland | 16 | 22 | 25 | 88.0 | 55 | 1 | 28 | 29 | 96.6 | 0 | 94 |
| 2004 | Oakland | 16 | 25 | 28 | 89.3 | 52 | 0 | 31 | 32 | 96.9 | 1 | 106 |
| 2005 | Oakland | 16 | 20 | 30 | 66.7 | 49 | 1 | 30 | 30 | 100.0 | 0 | 90 |
| 2006 | Oakland | 16 | 18 | 25 | 72.0 | 55 | 0 | 16 | 16 | 100.0 | 0 | 70 |
| 2007 | Oakland | 16 | 23 | 32 | 71.9 | 54 | 1 | 28 | 28 | 100.0 | 0 | 97 |
| 2008 | Oakland | 16 | 24 | 30 | 80.0 | 57 | 0 | 25 | 26 | 96.2 | 1 | 97 |
| 2009 | Oakland | 16 | 26 | 29 | 89.7 | 61 | 0 | 17 | 17 | 100.0 | 0 | 95 |
| 2010 | Oakland | 16 | 33 | 41 | 80.5 | 59 | 0 | 43 | 43 | 100.0 | 0 | 142 |
| 2011 | Oakland | 15 | 31 | 35 | 88.6 | 63 | 2 | 36 | 36 | 100.0 | 0 | 129 |
| 2012 | Oakland | 16 | 31 | 34 | 91.2 | 57 | 0 | 25 | 25 | 100.0 | 0 | 118 |
| 2013 | Oakland | 16 | 21 | 30 | 70.0 | 53 | 0 | 37 | 37 | 100.0 | 0 | 100 |
| 2014 | Oakland | 16 | 19 | 22 | 86.4 | 57 | 0 | 28 | 28 | 100.0 | 0 | 85 |
| 2015 | Oakland | 5 | 8 | 10 | 80.0 | 50 | 0 | 11 | 11 | 100.0 | 0 | 35 |
| Totals | | 241 | 372 | 464 | 80.2 | 63 | 8 | 493 | 496 | 99.4 | 2 | 1,609 |
| POSTSEASON | | | | | | | | | | | | |
| 2000 | Oakland | 2 | 3 | 4 | 75.0 | 36 | 0 | 3 | 3 | 100.0 | 0 | 12 |
| 2001 | Oakland | 2 | 5 | 5 | 100.0 | 45 | 0 | 4 | 4 | 100.0 | 0 | 19 |
| 2002 | Oakland | 3 | 6 | 7 | 85.7 | 43 | 0 | 8 | 8 | 100.0 | 0 | 26 |
| Totals | | 7 | 14 | 16 | 87.5 | 45 | 0 | 15 | 15 | 100.0 | 0 | 57 |



UPDATED BIOS - SPECIALISTS

SEBASTIAN JANIKOWSKI CAREER FIELD GOALS

| Year | Team | 1-19 | Pct. | 20-29 | Pct. | 30-39 | Pct. | 40-49 | Pct. | 50+ | Pct. |
|-------------------|---------|------------|--------------|---------------|-------------|----------------|--------------|----------------|--------------|--------------|-------------|
| 2000 | Oakland | 1/1 | 100.0 | 6/6 | 100.0 | 6/7 | 85.7 | 8/14 | 57.1 | 1/4 | 25.0 |
| 2001 | Oakland | 0/0 | - | 7/7 | 100.0 | 9/10 | 90.0 | 6/9 | 66.7 | 1/2 | 50.0 |
| 2002 | Oakland | 0/0 | - | 10/11 | 90.9 | 7/8 | 87.5 | 7/12 | 58.3 | 2/2 | 100.0 |
| 2003 | Oakland | 0/0 | - | 6/6 | 100.0 | 6/6 | 100.0 | 9/10 | 90.0 | 1/3 | 33.3 |
| 2004 | Oakland | 1/1 | 100.0 | 7/7 | 100.0 | 7/8 | 87.5 | 8/10 | 80.0 | 2/2 | 100.0 |
| 2005 | Oakland | 1/1 | 100.0 | 7/8 | 87.5 | 5/6 | 83.3 | 7/12 | 58.3 | 0/3 | 0.0 |
| 2006 | Oakland | 1/1 | 100.0 | 2/3 | 66.7 | 9/11 | 81.8 | 3/3 | 100.0 | 3/7 | 42.9 |
| 2007 | Oakland | 0/0 | - | 4/4 | 100.0 | 6/7 | 85.7 | 7/10 | 70.0 | 6/11 | 54.5 |
| 2008 | Oakland | 0/0 | - | 11/11 | 100.0 | 8/8 | 100.0 | 2/4 | 50.0 | 3/7 | 42.9 |
| 2009 | Oakland | 0/0 | - | 3/3 | 100.0 | 8/8 | 100.0 | 9/10 | 90.0 | 6/8 | 75.0 |
| 2010 | Oakland | 0/0 | - | 8/8 | 100.0 | 13/14 | 92.9 | 8/12 | 66.7 | 4/7 | 57.1 |
| 2011 | Oakland | 1/1 | 100.0 | 8/8 | 100.0 | 5/5 | 100.0 | 10/11 | 90.9 | 7/10 | 70.0 |
| 2012 | Oakland | 1/1 | 100.0 | 9/9 | 100.0 | 10/10 | 100.0 | 5/5 | 100.0 | 6/9 | 66.7 |
| 2013 | Oakland | 0/0 | - | 6/6 | 100.0 | 4/6 | 66.7 | 8/11 | 72.7 | 3/7 | 42.8 |
| 2014 | Oakland | 0/0 | - | 2/2 | 100.0 | 5/5 | 100.0 | 9/10 | 90.0 | 3/5 | 60.0 |
| 2015 | Oakland | 0/0 | - | 3/3 | 100.0 | 1/2 | 50.0 | 3/4 | 75.0 | 1/1 | 100.0 |
| Totals | | 6/6 | 100.0 | 99/102 | 97.0 | 109/121 | 90.0 | 109/147 | 74.1 | 49/88 | 55.6 |
| POSTSEASON | | | | | | | | | | | |
| 2000 | Oakland | 0/0 | - | 1/1 | 100.0 | 2/2 | 100.0 | 0/0 | - | 0/1 | 0.0 |
| 2001 | Oakland | 0/0 | - | 1/1 | 100.0 | 1/1 | 100.0 | 3/3 | 100.0 | 0/0 | - |
| 2002 | Oakland | 0/0 | - | 1/2 | 50.0 | 3/3 | 100.0 | 2/2 | 100.0 | 0/0 | - |
| Totals | | 0/0 | - | 3/4 | 75.0 | 6/6 | 100.0 | 5/5 | 100.0 | 0/1 | 0.0 |



UPDATED BIOS - SPECIALISTS



MARQUETTE KING

7

PUNTER | 6-0 | 195 | FORT VALLEY STATE
ACQUIRED: FA-'12 | NFL EXP.: 4 | RAIDERS EXP.: 4
HOMETOWN: MACON, GA.
BORN: 10/26/88

2015: (9/13) vs. Cin.: Punted six times for 260 yards (43.3 avg.)...Placed two punts inside the 20-yard line and had one touchback...Helped limit dangerous PR Adam Jones to just two returns for 23 yards (11.5 avg.)...**(9/20) vs. Bal.:** Booted a career-long 70-yard punt in the fourth quarter that was downed at Baltimore's 7-yard line...Finished with two punts for 118 yards (59.0 avg.) and did not allow a return...**(9/27) at Cle.:** Punted four times for 157 yards (39.3 avg.)...Placed a fourth-quarter punt at the Cleveland 2-yard line...Allowed dangerous PR Travis Benjamin only three returns for 9 yards...**(10/4) at Chi.:** Punted five times for 242 yards (48.4 avg.)...Had a season-high 45.0 net average...Placed two punts inside the 20-yard line...**(10/11) vs. Den.:** Posted a 50.8 net punting average, the first time this season he has notched a net average over 50 yards...Punted four times for 207 yards (51.8 avg.) and placed a season-high three punts inside the 20-yard line...Allowed only one return for just four yards.

MARQUETTE KING'S CAREER STATISTICS

| Year | Team | GP | Punts | Yds. | Avg. | In 20 | TB | Lg. | Net | Blk. | Ret. | Ret. Yds. |
|---------------|---------|-------------------------------|------------|---------------|-------------|-----------|-----------|-----------|-------------|----------|-----------|--------------|
| 2012 | Oakland | (RESERVE/INJURED LIST - FOOT) | | | | | | | | | | |
| 2013 | Oakland | 16 | 84 | 4,107 | 48.9 | 23 | 11 | 66 | 40.1 | 2 | 42 | 438 |
| 2014 | Oakland | 16 | 109 | 4,930 | 45.2 | 31 | 3 | 62 | 40.0 | 0 | 47 | 513 |
| 2015 | Oakland | 5 | 21 | 984 | 46.9 | 9 | 2 | 70 | 40.6 | 0 | 8 | 53 |
| Totals | | 37 | 214 | 10,021 | 46.8 | 63 | 16 | 70 | 40.6 | 2 | 97 | 1,004 |

MARQUETTE KING GAME-BY-GAME

| Date | Opponent | GP | Punts | Yds. | Avg. | In 20 | TB | Lg. | Net | Blk. | Ret. | Ret. Yds. |
|---------------|----------|----------|-----------|------------|-------------|----------|----------|-----------|-------------|----------|----------|-----------|
| 9/13 | Cin. | 1 | 6 | 260 | 43.3 | 2 | 1 | 48 | 36.2 | 0 | 2 | 23 |
| 9/20 | Bal. | 1 | 2 | 118 | 59.0 | 1 | 1 | 70 | 49.0 | 0 | 0 | 0 |
| 9/27 | at Cle. | 1 | 4 | 157 | 39.3 | 1 | 0 | 46 | 37.0 | 0 | 3 | 9 |
| 10/4 | at Chi. | 1 | 5 | 242 | 48.4 | 2 | 0 | 54 | 45.0 | 0 | 2 | 17 |
| 10/11 | Den. | 1 | 4 | 207 | 51.8 | 3 | 0 | 61 | 50.8 | 0 | 1 | 4 |
| 10/25 | at SD | | | | | | | | | | | |
| 11/1 | NYJ | | | | | | | | | | | |
| 11/8 | at Pit. | | | | | | | | | | | |
| 11/15 | Min. | | | | | | | | | | | |
| 11/22 | at Det. | | | | | | | | | | | |
| 11/29 | at Ten. | | | | | | | | | | | |
| 12/6 | KC | | | | | | | | | | | |
| 12/13 | at Den. | | | | | | | | | | | |
| 12/20 | GB | | | | | | | | | | | |
| 12/24 | SD | | | | | | | | | | | |
| 1/3/16 | at KC | | | | | | | | | | | |
| Totals | | 5 | 21 | 984 | 46.9 | 9 | 2 | 70 | 42.4 | 0 | 8 | 53 |



UPDATED BIOS - OFFENSE



KHALIF BARNES

69

TACKLE/GUARD | 6-6 | 320 | WASHINGTON
ACQUIRED: UFA-'09 (Jac.) | NFL EXP.: 11 | RAIDERS EXP.: 7
HOMETOWN: SPRING VALLEY, CALIF.
BORN: 04/21/82

2015: (9/13) vs. Cin.: Saw limited action on special teams in the season opener...**(9/20) vs. Bal.:** Played primarily on special teams, seeing one offensive snap, in the Raiders victory...**(9/27) at Cle.:** Contributed on special teams in the win...**(10/4) at Chi.:** Saw action on special teams...**(10/11) vs. Den.:** Contributed on 15 offensive snaps as an extra lineman...Also appeared on special teams.

BARNES' GAMES PLAYED/STARTED

| Year | Team | GP | GS |
|-------------------|--------------|------------|------------|
| 2005 | Jacksonville | 13 | 12 |
| 2006 | Jacksonville | 15 | 15 |
| 2007 | Jacksonville | 16 | 14 |
| 2008 | Jacksonville | 16 | 16 |
| 2009 | Oakland | 6 | 2 |
| 2010 | Oakland | 16 | 3 |
| 2011 | Oakland | 16 | 16 |
| 2012 | Oakland | 9 | 9 |
| 2013 | Oakland | 16 | 16 |
| 2014 | Oakland | 14 | 13 |
| 2015 | Oakland | 5 | 0 |
| Totals | | 142 | 116 |
| POSTSEASON | | | |
| 2005 | Jacksonville | 1 | 1 |
| 2007 | Jacksonville | 2 | 2 |
| Totals | | 3 | 3 |



UPDATED BIOS - OFFENSE



TONY BERGSTROM

70

CENTER/GUARD | 6-5 | 315 | UTAH
ACQUIRED: D3-'12 | NFL EXP.: 4 | RAIDERS EXP.: 4
HOMETOWN: SALT LAKE CITY, UTAH
BORN: 08/08/86


2015: (9/13) vs. Cin.: Contributed on special teams in the season opener...**(9/20) vs. Bal.:** Appeared on special teams in the Week 2 win...**(9/27) at Cle.:** Played on special teams...**(10/4) at Chi.:** Contributed on special teams...**(10/11) vs. Den.:** Appeared on special teams.

BERGSTROM'S GAMES PLAYED/STARTED

| Year | Team | GP | GS |
|---------------|--------------------------------------|-----------|----------|
| 2012 | Oakland | 9 | 1 |
| 2013 | Oakland (RESERVE/INJURD LIST - FOOT) | | |
| 2014 | Oakland | 0 | 0 |
| 2015 | Oakland | 5 | 0 |
| Totals | | 14 | 1 |



UPDATED BIOS - OFFENSE



DEREK CARR

QUARTERBACK | 6-3 | 215 | FRESNO STATE
ACQUIRED: D2-'14 | NFL EXP.: 2 | RAIDERS EXP.: 2
HOMETOWN: BAKERSFIELD, CALIF.
BORN: 03/28/91

4

2015: (9/13) vs. Cin.: Started in the season opener and completed 7-of-12 passes for 61 yards with a 71.9 passer rating...Left the game in the second quarter with a hand injury, which he sustained on an 8-yard run...(9/20) **vs. Bal.:** Recorded most productive outing to date, posting a career-high 351 passing yards on 30-of-46 passing with three TDs and one INT for a 100.9 rating...Marked second career 300-yard game, second fourth-quarter comeback and game-winning drive, third 100-plus passer rating and third three-TD game...Orchestrated a 9-play, 80-yard drive in the final minutes to secure the victory, capping it off with a 12-yard TD to WR Seth Roberts...Posted a career single-half-high 228 passing yards in the first half...Connected with rookie WR Amari Cooper for a 68-yard TD on the first possession...Spread the ball around to 10 different receivers, including two (Cooper and Michael Crabtree) who had 100 yards and a TD each...(9/27) **at Cle.:** Completed 20-of-32 passes for 314 yards and two TDs for a rating of 115.9...Second straight 300-yard passing game (first since Carson Palmer in 2012) and third of his career, more than any Raider through his first two seasons...Eclipsed Tom Flores (3,914) for most passing yards by Raider through two seasons...Totaled over 200 yards in the first half for second straight game...(10/4) **at Chi.:** Completed 20-of-33 passes for 196 yards, two TDs and one INT...Threw two first-half TDs for the second straight game, a 26-yarder to Cooper and a 4-yarder to RB Roy Helu, Jr. ...Moved ahead of Flores (27) for most passing TDs by a Raider through his first two seasons...(10/11) **vs. Den.:** Started and threw for 249 yards on 26-of-39 passing with one TD and one INT...Found FB Marcel Reece for their third TD connection of the season, a 3-yard strike.

DEREK CARR'S CAREER STATISTICS

| Year | Team | GP | GS | PASSING | | | | | | | | | | RUSHING | | | | |
|---------------|---------|-----------|-----------|------------|------------|--------------|-------------|------------|-----------|-----------|------------|---------------|-------------|-----------|------------|------------|-----------|----------|
| | | | | Att. | Cmp. | Yds. | Pct. | Yds./Att. | TD | INT | Lg. | Sk./Lst. | Rtng. | Att. | Yds. | Avg. | Lg. | TD |
| 2014 | Oakland | 16 | 16 | 599 | 348 | 3,270 | 58.1 | 5.5 | 21 | 12 | 77t | 24/149 | 76.6 | 29 | 92 | 3.2 | 41 | 0 |
| 2015 | Oakland | 5 | 5 | 162 | 103 | 1,171 | 63.6 | 7.2 | 8 | 3 | 68t | 7/49 | 93.9 | 6 | 29 | 4.8 | 24 | 0 |
| Totals | | 21 | 21 | 761 | 451 | 4,441 | 59.3 | 5.8 | 29 | 15 | 77t | 31/198 | 80.3 | 35 | 121 | 3.5 | 41 | 0 |

DEREK CARR GAME-BY-GAME

| Date | Opp. | W/L | GP/GS | PASSING | | | | | | | | | | RUSHING | | | | |
|---------------|---------|------------|------------|------------|------------|--------------|-------------|------------|----------|----------|------------|-------------|-------------|----------|-----------|------------|-----------|----------|
| | | | | Att. | Cmp. | Yds. | Pct. | Yds./Att. | TD | INT | Lg. | Sk./Lst. | Rtng. | Att. | Yds. | Avg. | Lg. | TD |
| 9/13 | Cin. | L | 1/1 | 12 | 7 | 61 | 58.3 | 5.5 | 0 | 0 | 24 | 0/0 | 71.9 | 1 | 8 | 8.0 | 8 | 0 |
| 9/20 | Bal. | W | 1/1 | 46 | 30 | 351 | 65.2 | 7.6 | 3 | 1 | 68t | 1/0 | 100.9 | 2 | 23 | 11.5 | 24 | 0 |
| 9/27 | at Cle. | W | 1/1 | 32 | 20 | 314 | 62.5 | 9.8 | 2 | 0 | 55 | 0/0 | 115.9 | 1 | -1 | -1.0 | -1 | 0 |
| 10/4 | at Chi. | L | 1/1 | 33 | 20 | 196 | 60.6 | 5.9 | 2 | 1 | 26t | 2/23 | 84.9 | 1 | 0 | 0.0 | 0 | 0 |
| 10/11 | Den. | L | 1/1 | 39 | 26 | 249 | 66.7 | 6.4 | 1 | 1 | 33 | 4/26 | 82.1 | 1 | -1 | -1.0 | -1 | 0 |
| 10/25 | at SD | | | | | | | | | | | | | | | | | |
| 11/1 | NYJ | | | | | | | | | | | | | | | | | |
| 11/8 | at Pit. | | | | | | | | | | | | | | | | | |
| 11/15 | Min. | | | | | | | | | | | | | | | | | |
| 11/22 | at Det. | | | | | | | | | | | | | | | | | |
| 11/29 | at Ten. | | | | | | | | | | | | | | | | | |
| 12/6 | KC | | | | | | | | | | | | | | | | | |
| 12/13 | at Den. | | | | | | | | | | | | | | | | | |
| 12/20 | GB | | | | | | | | | | | | | | | | | |
| 12/24 | SD | | | | | | | | | | | | | | | | | |
| 1/3/16 | at KC | | | | | | | | | | | | | | | | | |
| Totals | | 2-3 | 5/5 | 162 | 103 | 1,171 | 63.6 | 7.2 | 8 | 3 | 68t | 7/49 | 93.9 | 6 | 29 | 4.8 | 24 | 0 |



UPDATED BIOS - OFFENSE



AMARI COOPER

89

WIDE RECEIVER | 6-1 | 210 | ALABAMA
ACQUIRED: D1-'15 | NFL EXP.: R
HOMETOWN: MIAMI, FLA.
BORN: 06/17/94

2015: (9/13) vs. Cin.: Earned the start in his NFL debut...Caught five passes for a team-high 47 yards (9.4 avg.) with a 24-yard long...Became the first Raiders first-year player since Jack Larscheid (9/11/1960 vs. HouO.) with five catches in Week 1, who did so in the Raiders' inaugural game...Caught a short pass on the left side in the first quarter and raced 24 yards for the team's longest play of the game...
(9/20) vs. Bal.: Started and recorded his first 100-yard game and first NFL TD, which came on a 68-yard pass from Derek Carr on the opening possssion...Marked longest receiving TD by a rookie Raider since Louis Murphy, Dec. 6, 2009 (75 yards)...Finished with seven catches for 109 yards (15.6 avg.), becoming the first Raiders rookie with at least five catches through each of his first two games...Only first-year Raider with at least 10 catches (12) through his first two games...**(9/27) at Cle.:** Totaled 134 yards on eight carries (16.8 avg.), his second straight 100-yard game...Tied Raiders' single-game receptions record...First Raiders rookie with 100-yards receiving in back-to-back games since James Jett (1993), first Raider since Randy Moss (2005)...Three-game yardage total (290) and receptions total (20) are third highest of any NFL rookie through first three games...Became youngest player (21 years and 102 days) in franchise history to return a punt, bringing back his first two career punt returns for zero yards...**(10/4) at Chi.:** Hauled in four receptions for 49 yards with a 26-yard TD in the back of the end zone in the second quarter...TD reception initially ruled incomplete, but a Raiders' challenge overturned the ruling to confirm his second career TD...**(10/11) vs. Den.:** Finished the game with four receptions for 47 yards (11.8 avg.)...Became the fourth NFL rookie since 1960, and the first since James Jones (2007), with at least four receptions in each of his first five games...Recorded first career rushing attempt, a 2-yard gain, on a lateral pass from Carr.

AMARI COOPER'S CAREER STATISTICS

| Year | Team | | | RECEIVING | | | | | RUSHING | | | | | TOTAL OFFENSE |
|---------------|---------|----------|----------|-----------|------------|-------------|------------|----------|----------|----------|------------|----------|----------|---------------|
| | | GP | GS | Rec. | Yds. | Avg. | Lg. | TD | Att. | Yds. | Avg. | Lg. | TD | |
| 2015 | Oakland | 5 | 5 | 28 | 386 | 13.8 | 68t | 2 | 1 | 2 | 2.0 | 2 | 0 | 388 |
| Totals | | 5 | 5 | 28 | 386 | 13.8 | 68t | 2 | 1 | 2 | 2.0 | 2 | 0 | 388 |

AMARI COOPER GAME-BY-GAME

| Date | Opponent | W/L | GP/GS | RECEIVING | | | | | RUSHING | | | | | TOTAL OFFENSE |
|---------------|----------|------------|------------|-----------|------------|-------------|------------|----------|----------|----------|------------|----------|----------|---------------|
| | | | | Rec. | Yds. | Avg. | Lg. | TD | Att. | Yds. | Avg. | Lg. | TD | |
| 9/13 | Cin. | L | 1/1 | 5 | 47 | 9.4 | 24 | 0 | 0 | 0 | - | - | 0 | 47 |
| 9/20 | Bal. | W | 1/1 | 7 | 109 | 15.6 | 68t | 1 | 0 | 0 | - | - | 0 | 109 |
| 9/27 | at Cle. | W | 1/1 | 8 | 134 | 16.8 | 40 | 0 | 0 | 0 | - | - | 0 | 134 |
| 10/4 | at Chi. | L | 1/1 | 4 | 49 | 12.3 | 26t | 1 | 0 | 0 | - | - | 0 | 49 |
| 10/11 | Den. | L | 1/1 | 4 | 47 | 11.8 | 21 | 0 | 1 | 2 | 2.0 | 2 | 0 | 49 |
| 10/25 | at SD | | | | | | | | | | | | | |
| 11/1 | NYJ | | | | | | | | | | | | | |
| 11/8 | at Pit. | | | | | | | | | | | | | |
| 11/15 | Min. | | | | | | | | | | | | | |
| 11/22 | at Det. | | | | | | | | | | | | | |
| 11/29 | at Ten. | | | | | | | | | | | | | |
| 12/6 | KC | | | | | | | | | | | | | |
| 12/13 | at Den. | | | | | | | | | | | | | |
| 12/20 | GB | | | | | | | | | | | | | |
| 12/24 | SD | | | | | | | | | | | | | |
| 1/3/16 | at KC | | | | | | | | | | | | | |
| Totals | | 2-3 | 5/5 | 28 | 386 | 13.8 | 68t | 2 | 1 | 2 | 2.0 | 2 | 0 | 388 |



UPDATED BIOS - OFFENSE



MICHAEL CRABTREE

15

WIDE RECEIVER | 6-1 | 215 | TEXAS TECH
ACQUIRED: UFA-'15 (SF) | NFL EXP.: 7 | RAIDERS EXP.: 1
HOMETOWN: DALLAS, TEXAS
BORN: 09/14/87

2015: (9/13) vs. Cin.: Started in his Raiders debut...Caught five passes for 37 yards (7.4 avg.), with his first four receptions each going for first downs...Eclipsed the 350-reception mark for his career...(9/20) **vs. Bal.:** Posted his ninth career 100-yard receiving game and his first since Dec. 23, 2013 at Atl. ...Finished the game with a team-high nine catches and 111 yards (12.3 avg.) with a 29-yard TD grab in the third quarter...Along with Amari Cooper, part of the first pair of Raiders receivers to post 100 yards with one TD each in a game since Randy Moss and Doug Gabriel did so on Dec. 31, 2005...(9/27) **at Cle.:** Started and finished the game with four receptions for 36 yards (9.0 avg.)...(10/4) **at Chi.:** Started and led the team with five recpetions and 80 yards (16.0 avg.) with a 25-yard long...Briefly left the game with an ankle injury in the first half, but returned as a key part of the offense in the second half...(10/11) **vs. Den.:** Recorded four receptions for 54 yards (13.5 avg.) with a 25-yard long...He and Cooper became the first pair of Raiders to each have four catches in each of the team's first five games.

MICHAEL CRABTREE'S CAREER STATISTICS

| Year | Team | GP | GS | RECEIVING | | | | | RUSHING | | | | | TOTAL OFFENSE |
|-------------------|---------------|-----------|-----------|------------|--------------|-------------|------------|-----------|----------|-----------|------------|----------|----------|---------------|
| | | | | Rec. | Yds. | Avg. | Lg. | TD | Att. | Yds. | Avg. | Lg. | TD | |
| 2009 | San Francisco | 11 | 11 | 48 | 625 | 13.0 | 50 | 2 | 0 | 0 | - | - | 0 | 625 |
| 2010 | San Francisco | 16 | 15 | 55 | 741 | 13.5 | 60t | 6 | 0 | 0 | - | - | 0 | 741 |
| 2011 | San Francisco | 15 | 14 | 72 | 874 | 12.1 | 52t | 4 | 1 | 6 | 6.0 | 6 | 0 | 880 |
| 2012 | San Francisco | 16 | 16 | 85 | 1105 | 13.0 | 49t | 9 | 1 | 8 | 8.0 | 8 | 0 | 1,113 |
| 2013 | San Francisco | 5 | 5 | 19 | 284 | 14.9 | 60 | 1 | 0 | 0 | - | - | 0 | 284 |
| 2014 | San Francisco | 16 | 16 | 68 | 698 | 10.3 | 51 | 4 | 1 | 4 | 4.0 | 4 | 0 | 702 |
| 2015 | Oakland | 5 | 5 | 27 | 318 | 11.8 | 37 | 1 | 0 | 0 | - | - | 0 | 318 |
| Totals | | 84 | 82 | 374 | 4,645 | 12.4 | 60t | 27 | 3 | 18 | 6.0 | 8 | 0 | 4,663 |
| POSTSEASON | | | | | | | | | | | | | | |
| 2011 | San Francisco | 2 | 2 | 5 | 28 | 5.6 | 9 | 1 | 0 | 0 | - | - | 0 | 28 |
| 2012 | San Francisco | 3 | 3 | 20 | 285 | 14.3 | 33 | 3 | 0 | 0 | - | - | 0 | 285 |
| 2013 | San Francisco | 3 | 2 | 15 | 203 | 13.5 | 31 | 0 | 0 | 0 | - | - | 0 | 203 |
| Totals | | 8 | 7 | 40 | 516 | 12.9 | 33 | 4 | 0 | 0 | - | - | 0 | 516 |

MICHAEL CRABTREE GAME-BY-GAME

| Date | Opponent | W/L | GP/GS | RECEIVING | | | | | RUSHING | | | | | TOTAL OFFENSE |
|---------------|----------|------------|------------|-----------|------------|-------------|-----------|----------|----------|----------|----------|----------|----------|---------------|
| | | | | Rec. | Yds. | Avg. | Lg. | TD | Att. | Yds. | Avg. | Lg. | TD | |
| 9/13 | Cin. | L | 1/1 | 5 | 37 | 7.4 | 11 | 0 | 0 | 0 | - | - | 0 | 37 |
| 9/20 | Bal. | W | 1/1 | 9 | 111 | 12.3 | 37 | 1 | 0 | 0 | - | - | 0 | 111 |
| 9/27 | at Cle. | W | 1/1 | 4 | 36 | 9.0 | 14 | 0 | 0 | 0 | - | - | 0 | 36 |
| 10/4 | at Chi. | L | 1/1 | 5 | 80 | 16.0 | 25 | 0 | 0 | 0 | - | - | 0 | 80 |
| 10/11 | Den. | L | 1/1 | 4 | 54 | 13.5 | 25 | 0 | 0 | 0 | - | - | 0 | 54 |
| 10/25 | at SD | | | | | | | | | | | | | |
| 11/1 | NYJ | | | | | | | | | | | | | |
| 11/8 | at Pit. | | | | | | | | | | | | | |
| 11/15 | Min. | | | | | | | | | | | | | |
| 11/22 | at Det. | | | | | | | | | | | | | |
| 11/29 | at Ten. | | | | | | | | | | | | | |
| 12/6 | KC | | | | | | | | | | | | | |
| 12/13 | at Den. | | | | | | | | | | | | | |
| 12/20 | GB | | | | | | | | | | | | | |
| 12/24 | SD | | | | | | | | | | | | | |
| 1/3/16 | at KC | | | | | | | | | | | | | |
| Totals | | 2-3 | 5/5 | 27 | 318 | 11.8 | 37 | 1 | 0 | 0 | - | - | 0 | 318 |



UPDATED BIOS - OFFENSE



JON FELICIANO

68

GUARD/CENTER | 6-4 | 325 | MIAMI (FLA.)

ACQUIRED: D4-'15 | NFL EXP.: R

HOMETOWN: DAVIE, FLA.

BORN: 02/10/92

2015: Inactive for the first five games of his rookie campaign, against Cincinnati (9/13), Baltimore (9/20), at Cleveland (9/27), at Chicago (10/4) and vs. Denver (10/11).

FELICIANO'S GAMES PLAYED/STARTED

| Year | Team | GP | GS |
|---------------|---------|----------|----------|
| 2015 | Oakland | 0 | 0 |
| Totals | | 0 | 0 |



UPDATED BIOS - OFFENSE



ROY HELU, JR.

26

RUNNING BACK | 5-11 | 220 | NEBRASKA
ACQUIRED: UFA-'15 (Was.) | NFL EXP.: 5 | RAIDERS EXP.: 1
HOMETOWN: DANVILLE, CALIF.
BORN: 12/07/88

2015: Inactive for the season opener against Cincinnati...**(9/20) vs. Bal.:** Made Silver and Black debut, seeing action on offense and special teams...**(9/27) at Cle.:** Appeared in 50th career game...Tallied the first reception of his Raiders career, gaining 12 yards...**(10/4) at Chi.:** Recorded most productive outing as a Raider to date, totaling 22 yards on five carries with two receptions for 13 yards and one touchdown...Scored on a 4-yard reception in the second quarter...Picked up two key first downs on the Raiders' fourth-quarter field-goal drive...Filling in for injured RB Taiwan Jones, returned kickoffs for the first time in his career...Brought back three kickoffs for 58 yards (19.3 avg.) with a 37-yard long...**(10/11) vs. Den.:** Contributed significantly on offense, playing 27 snaps...Caught three passes for 12 yards and had three rushes for six yards...Returned one kickoff for 27 yards.

ROY HELU, JR.'S CAREER STATISTICS


| Year | Team | GP | GS | RUSHING | | | | | RECEIVING | | | | | TOTAL OFFENSE |
|---------------|------------|-----------|----------|------------|--------------|------------|------------|----------|------------|--------------|------------|------------|----------|---------------|
| | | | | Att. | Yds. | Avg. | Lg. | TD | Rec. | Yds. | Avg. | Lg. | TD | |
| 2011 | Washington | 15 | 5 | 151 | 640 | 4.2 | 28t | 2 | 49 | 379 | 7.7 | 47t | 1 | 1,019 |
| 2012 | Washington | 3 | 0 | 2 | 2 | 1.0 | 1 | 0 | 7 | 45 | 6.4 | 21 | 0 | 47 |
| 2013 | Washington | 16 | 0 | 62 | 274 | 4.4 | 24 | 4 | 31 | 251 | 8.1 | 28 | 0 | 525 |
| 2014 | Washington | 14 | 0 | 40 | 216 | 5.4 | 18 | 1 | 42 | 477 | 11.4 | 55 | 2 | 693 |
| 2015 | Oakland | 4 | 0 | 8 | 28 | 3.5 | 12 | 0 | 6 | 37 | 6.2 | 12 | 1 | 65 |
| Totals | | 52 | 5 | 263 | 1,160 | 4.4 | 63t | 7 | 135 | 1,189 | 8.8 | 73t | 4 | 2,349 |

ROY HELU, JR. GAME-BY-GAME

| Date | Opponent | W/L | GP/GS | RUSHING | | | | | RECEIVING | | | | | TOTAL OFFENSE |
|---------------|----------|------------|------------|------------|-----------|------------|-----------|----------|-----------|-----------|------------|-----------|----------|---------------|
| | | | | Att. | Yds. | Avg. | Lg. | TD | Rec. | Yds. | Avg. | Lg. | TD | |
| 9/13 | Cin. | | | (INACTIVE) | | | | | | | | | | |
| 9/20 | Bal. | W | 1/0 | 0 | 0 | - | - | 0 | 0 | 0 | - | - | 0 | 0 |
| 9/27 | at Cle. | W | 1/0 | 0 | 0 | - | - | 0 | 1 | 12 | 12.0 | 12 | 0 | 12 |
| 10/4 | at Chi. | L | 1/0 | 5 | 22 | 4.4 | 12 | 0 | 2 | 13 | 6.5 | 9 | 1 | 35 |
| 10/11 | Den. | L | 1/0 | 3 | 6 | 2.0 | 4 | 0 | 3 | 12 | 4.0 | 9 | 0 | 18 |
| 10/25 | at SD | | | | | | | | | | | | | |
| 11/1 | NYJ | | | | | | | | | | | | | |
| 11/8 | at Pit. | | | | | | | | | | | | | |
| 11/15 | Min. | | | | | | | | | | | | | |
| 11/22 | at Det. | | | | | | | | | | | | | |
| 11/29 | at Ten. | | | | | | | | | | | | | |
| 12/6 | KC | | | | | | | | | | | | | |
| 12/13 | at Den. | | | | | | | | | | | | | |
| 12/20 | GB | | | | | | | | | | | | | |
| 12/24 | SD | | | | | | | | | | | | | |
| 1/3/16 | at KC | | | | | | | | | | | | | |
| Totals | | 2-3 | 4/0 | 8 | 28 | 3.5 | 12 | 0 | 6 | 37 | 6.2 | 12 | 1 | 65 |



UPDATED BIOS - OFFENSE



ANDRE HOLMES

18

WIDE RECEIVER | 6-4 | 210 | HILLSDALE
ACQUIRED: W-'13 (NE) | NFL EXP.: 4 | RAIDERS EXP.: 3
HOMETOWN: ELK GROVE, ILL.
BORN: 06/16/88

2015: (9/13) vs. Cin.: Contributed on offense in a reserve role, and saw extensive action on special teams...Notched one stop on special teams...(9/20) **vs. Bal.:** Hauled in three significant catches in the victory, two for 21 yards...Totaled three catches for 50 yards (16.7 avg.)...Made an impressive grab and held onto the ball after a big hit on a 21-yard pass from Derek Carr in the second quarter that brought the Raiders to the Ravens' 1-yard line...(9/27) **at Cle.:** Contributed on offense and special teams...Hauled in one pass for a 3-yard touchdown, his first of the season...(10/4) **at Chi.:** Saw extensive action on offense and special teams...Targeted once but did not record a reception...(10/11) **vs. Den.:** Appeared on offense and special teams.

ANDRE HOLMES' CAREER STATISTICS


| Year | Team | GP | GS | RECEIVING | | | | | RUSHING | | | | | TOTAL OFFENSE |
|---------------|---------|-----------|-----------|-----------|--------------|-------------|------------|----------|----------|----------|----------|----------|----------|---------------|
| | | | | Rec. | Yds. | Avg. | Lg. | TD | Att. | Yds. | Avg. | Lg. | TD | |
| 2011 | Dallas | 0 | 0 | 0 | 0 | - | - | 0 | 0 | 0 | - | - | 0 | 0 |
| 2012 | Dallas | 7 | 0 | 2 | 11 | 5.5 | 7 | 0 | 0 | 0 | - | - | 0 | 11 |
| 2013 | Oakland | 10 | 4 | 25 | 431 | 17.2 | 40 | 1 | 0 | 0 | - | - | 0 | 431 |
| 2014 | Oakland | 16 | 13 | 47 | 693 | 14.7 | 77t | 4 | 0 | 0 | - | - | 0 | 693 |
| 2015 | Oakland | 5 | 0 | 4 | 53 | 13.3 | 21 | 1 | 0 | 0 | - | - | 0 | 53 |
| Totals | | 38 | 17 | 78 | 1,188 | 15.2 | 77t | 5 | 0 | 0 | - | - | 0 | 1,188 |

ANDRE HOLMES GAME-BY-GAME

| Date | Opponent | W/L | GP/GS | RECEIVING | | | | | RUSHING | | | | | TOTAL OFFENSE |
|---------------|----------|------------|------------|-----------|-----------|-------------|-----------|----------|----------|----------|----------|----------|----------|---------------|
| | | | | Rec. | Yds. | Avg. | Lg. | TD | Att. | Yds. | Avg. | Lg. | TD | |
| 9/13 | Cin. | L | 1/0 | 0 | 0 | - | - | 0 | 0 | 0 | - | - | 0 | 0 |
| 9/20 | Bal. | W | 1/0 | 3 | 50 | 16.7 | 21 | 0 | 0 | 0 | - | - | 0 | 50 |
| 9/27 | at Cle. | W | 1/0 | 1 | 3 | 3.0 | 3t | 1 | 0 | 0 | - | - | 0 | 3 |
| 10/4 | at Chi. | L | 1/0 | 0 | 0 | - | - | 0 | 0 | 0 | - | - | 0 | 0 |
| 10/11 | Den. | L | 1/0 | 0 | 0 | - | - | 0 | 0 | 0 | - | - | 0 | 0 |
| 10/25 | at SD | | | | | | | | | | | | | |
| 11/1 | NYJ | | | | | | | | | | | | | |
| 11/8 | at Pit. | | | | | | | | | | | | | |
| 11/15 | Min. | | | | | | | | | | | | | |
| 11/22 | at Det. | | | | | | | | | | | | | |
| 11/29 | at Ten. | | | | | | | | | | | | | |
| 12/6 | KC | | | | | | | | | | | | | |
| 12/13 | at Den. | | | | | | | | | | | | | |
| 12/20 | GB | | | | | | | | | | | | | |
| 12/24 | SD | | | | | | | | | | | | | |
| 1/3/16 | at KC | | | | | | | | | | | | | |
| Totals | | 2-3 | 5/0 | 4 | 53 | 13.3 | 21 | 1 | 0 | 0 | - | - | 0 | 53 |



UPDATED BIOS - OFFENSE



AUSTIN HOWARD

77

TACKLE | 6-7 | 330 | NORTHERN IOWA
ACQUIRED: UFA-'14 (NYJ) | NFL EXP.: 6 | RAIDERS EXP.: 2
HOMETOWN: DAVENPORT, IOWA
BORN: 03/22/87


2015: (9/13) vs. Cin.: Earned the start at right tackle in the season opener for his 50th career start...**(9/20) vs. Bal.:** Started in the come-from-behind victory...Helped the offense total 448 yards of offense, including 351 yards through the air...Marked the team's most productive offensive outing since posting 461 yards on Dec. 15, 2013 vs. KC...**(9/27) at Cle.:** Started on an offensive line that did not allow a sack...Helped pave the way for 155 rushing yards and 469 total yards of offense...**(10/4) at Chi.:** Started at right tackle in the loss to the Bears...**(10/11) vs. Den.:** Started for the fifth straight game in the loss to the Broncos.

HOWARD'S GAMES PLAYED/STARTED

| Year | Team | GP | GS |
|---------------|--------------|-----------|-----------|
| 2010 | Philadelphia | 4 | 1 |
| 2011 | Bal./NY Jets | 0 | 0 |
| 2012 | NY Jets | 16 | 16 |
| 2013 | NY Jets | 16 | 16 |
| 2014 | Oakland | 16 | 16 |
| 2015 | Oakland | 5 | 5 |
| Totals | | 57 | 54 |



UPDATED BIOS - OFFENSE



RODNEY HUDSON

61

CENTER | 6-2 | 300 | FLORIDA STATE
ACQUIRED: UFA-'15 (KC) | NFL EXP.: 5 | RAIDERS EXP.: 1
HOMETOWN: MOBILE, ALA.
BORN: 07/12/89

2015: (9/13) vs. Cin.: Made his Silver and Black debut in the season opener, starting at center...(9/20) **vs. Bal.:** Started and helped the offense total 448 yards of offense, the team's most since Dec. 15, 2013 vs. KC (461 yards)...(9/27) **at Cle.:** Started on an offensive line that did not allow a sack...Helped pave the way for 155 rushing yards and 469 total yards of offense...(10/4) **at Chi.:** Started at center in the loss to the Bears...(10/11) **vs. Den.:** Started for the fifth straight game in the loss to the Broncos.

HUDSON'S GAMES PLAYED/STARTED

| Year | Team | GP | GS |
|-------------------|-------------|-----------|-----------|
| 2011 | Kansas City | 16 | 1 |
| 2012 | Kansas City | 3 | 3 |
| 2013 | Kansas City | 16 | 15 |
| 2014 | Kansas City | 16 | 16 |
| 2015 | Oakland | 5 | 5 |
| Totals | | 56 | 40 |
| POSTSEASON | | | |
| 2013 | Kansas City | 1 | 1 |
| Totals | | 1 | 1 |



UPDATED BIOS - OFFENSE



GABE JACKSON

66

GUARD | 6-3 | 335 | MISSISSIPPI STATE
ACQUIRED: D3-'14 | NFL EXP.: 2 | RAIDERS EXP.: 2
HOMETOWN: LIBERTY, MISS.
BORN: 07/12/91


2015: (9/13) vs. Cin.: Started at left guard in the season opener...**(9/20) vs. Bal.:** Started and helped the offense total 448 yards of offense, the team's most since Dec. 15, 2013 vs. KC (461 yards)...**(9/27) at Cle.:** Started on an offensive line that did not allow a sack...Helped pave the way for 155 rushing yards and 469 total yards of offense...**(10/4) at Chi.:** Earned 16th career start, all at left guard, in the loss to the Bears...**(10/11) vs. Den.:** Started for the fifth straight game in the loss to the Broncos.

JACKSON'S GAMES PLAYED/STARTED

| Year | Team | GP | GS |
|---------------|---------|-----------|-----------|
| 2014 | Oakland | 13 | 12 |
| 2015 | Oakland | 5 | 5 |
| Totals | | 18 | 17 |



UPDATED BIOS - OFFENSE



TAIWAN JONES

22

RUNNING BACK | 6-0 | 195 | EASTERN WASHINGTON
ACQUIRED: D4b-'11 | NFL EXP.: 5 | RAIDERS EXP.: 5
HOMETOWN: ANTIOCH, CALIF.
BORN: 07/26/88

2015: (9/13) vs. Cin.: Saw extensive action on offense and special teams in his first game back at his original position of running back... Carried the ball three times for five yards (1.7 avg.)...Added one reception for a 13-yard gain...Served as the team's primary kickoff returner, bringing back two kickoffs for 61 yards (30.5 avg.) with a 33-yard long...**(9/20) vs. Bal.:** Played on offense and special teams in the comeback win...Carried the ball twice for nine yards (4.5 avg.)...Caught one pass for six yards...**(9/27) at Cle.:** Brought back two kickoffs for 60 yards (30.0 avg.)...Also carried the ball twice for 16 yards...**(10/4) at Chi.:** Inactive with a foot injury...**(10/11) vs. Den.:** Sat out a second straight game with a foot injury.

TAIWAN JONES' CAREER STATISTICS

| Year | Team | GP | GS | RUSHING | | | | | RECEIVING | | | | | TOTAL OFFENSE |
|---------------|---------|-----------|----------|-----------|------------|------------|-----------|----------|-----------|------------|-------------|-----------|----------|---------------|
| | | | | Att. | Yds. | Avg. | Lg. | TD | Rec. | Yds. | Avg. | Lg. | TD | |
| 2011 | Oakland | 10 | 0 | 16 | 73 | 4.6 | 14 | 0 | 2 | 25 | 12.5 | 30 | 0 | 98 |
| 2012 | Oakland | 14 | 0 | 6 | 21 | 3.5 | 7 | 0 | 2 | 11 | 5.5 | 7 | 0 | 32 |
| 2013 | Oakland | 16 | 0 | 5 | 23 | 4.6 | 19 | 0 | 2 | 55 | 27.5 | 52 | 0 | 78 |
| 2014 | Oakland | 1 | 0 | 0 | 0 | - | - | 0 | 0 | 0 | - | - | 0 | 0 |
| 2015 | Oakland | 3 | 0 | 7 | 30 | 4.3 | 9 | 0 | 2 | 19 | 9.5 | 13 | 0 | 49 |
| Totals | | 44 | 0 | 34 | 147 | 4.3 | 19 | 0 | 8 | 110 | 13.8 | 52 | 0 | 257 |


| RETURNS | | | | | | | | | | | | |
|---------------|---------|-----------------|------------|-------------|-----------|----------|--------------|----------|----------|----------|----------|----------|
| Year | Team | KICKOFF RETURNS | | | | | PUNT RETURNS | | | | | |
| | | Ret. | Yds. | Avg. | Lg. | TD | Ret. | FC | Yds. | Avg. | Lg. | TD |
| 2011 | Oakland | 8 | 165 | 20.6 | 46 | 0 | 0 | 0 | 0 | - | - | 0 |
| 2012 | Oakland | 2 | 22 | 11.0 | 16 | 0 | 0 | 0 | 0 | - | - | 0 |
| 2013 | Oakland | 26 | 623 | 24.0 | 41 | 0 | 0 | 0 | 0 | - | - | 0 |
| 2014 | Oakland | 0 | 0 | - | - | 0 | 0 | 0 | 0 | - | - | 0 |
| 2015 | Oakland | 4 | 121 | 30.3 | 35 | 0 | 0 | 0 | 0 | - | - | 0 |
| Totals | | 40 | 931 | 23.3 | 46 | 0 | 0 | 0 | 0 | - | - | 0 |

TAIWAN JONES GAME-BY-GAME

| Date | Opponent | W/L | GP/GS | RUSHING | | | | | RECEIVING | | | | | TOTAL OFFENSE |
|---------------|----------|------------|------------|-------------------|-----------|------------|----------|----------|-----------|-----------|------------|-----------|----------|---------------|
| | | | | Att. | Yds. | Avg. | Lg. | TD | Rec. | Yds. | Avg. | Lg. | TD | |
| 9/13 | Cin. | L | 1/0 | 3 | 5 | 1.7 | 4 | 0 | 1 | 13 | 13.0 | 13 | 0 | 18 |
| 9/20 | Bal. | W | 1/0 | 2 | 9 | 4.5 | 7 | 0 | 1 | 6 | 6.0 | 6 | 0 | 15 |
| 9/27 | at Cle. | W | 1/0 | 2 | 16 | 8.0 | 9 | 0 | 0 | 0 | - | - | 0 | 16 |
| 10/4 | at Chi. | | | (INACTIVE - FOOT) | | | | | | | | | | |
| 10/11 | Den. | | | (INACTIVE - FOOT) | | | | | | | | | | |
| 10/25 | at SD | | | | | | | | | | | | | |
| 11/1 | NYJ | | | | | | | | | | | | | |
| 11/8 | at Pit. | | | | | | | | | | | | | |
| 11/15 | Min. | | | | | | | | | | | | | |
| 11/22 | at Det. | | | | | | | | | | | | | |
| 11/29 | at Ten. | | | | | | | | | | | | | |
| 12/6 | KC | | | | | | | | | | | | | |
| 12/13 | at Den. | | | | | | | | | | | | | |
| 12/20 | GB | | | | | | | | | | | | | |
| 12/24 | SD | | | | | | | | | | | | | |
| 1/3/16 | at KC | | | | | | | | | | | | | |
| Totals | | 2-3 | 3/0 | 7 | 30 | 4.3 | 9 | 0 | 2 | 19 | 9.5 | 13 | 0 | 49 |



UPDATED BIOS - OFFENSE



MATT MCGANTS

73

TACKLE/GUARD | 6-6 | 310 | UAB
ACQUIRED: FA-'13 | NFL EXP.: 3 | RAIDERS EXP.: 3
HOMETOWN: MOBILE, ALA.
BORN: 08/18/89

2015: Inactive for the first five games of the season, against Cincinnati (9/13), Baltimore (9/20), at Cleveland (9/27), at Chicago (10/4) and vs. Denver (10/11).

MCGANTS' GAMES PLAYED/STARTED

| Year | Team | GP | GS |
|---------------|---------|-----------|----------|
| 2013 | Oakland | 13 | 3 |
| 2014 | Oakland | 11 | 0 |
| 2015 | Oakland | 0 | 0 |
| Totals | | 24 | 3 |



UPDATED BIOS - OFFENSE



MATT MCGLOIN

14

QUARTERBACK | 6-1 | 210 | PENN STATE
ACQUIRED: FA-'13 | NFL EXP.: 3 | RAIDERS EXP.: 3
HOMETOWN: SCRANTON, PA.
BORN: 12/02/89

2015: (9/13) vs. Cin.: Entered the game in the second quarter in relief of an injured Derek Carr...Completed 23-of-31 passes for 142 yards, two touchdowns, one interception and a passer rating of 91.1...Connected with Marcel Reece for touchdowns of 11 and nine yards, respectively, on the team's final two possessions of the game...**(9/20) vs. Bal.:** Active but did not play as the team's backup quarterback in the comeback victory...**(9/27) at Cle.:** Active but did not play...**(10/4) at Chi.:** Active but did not see game action...**(10/11) vs. Den.:** Did not see game action for the fourth straight week.

MATT MCGLOIN'S CAREER STATISTICS

| Year | Team | GP | GS | PASSING | | | | | | | | | | RUSHING | | | | |
|---------------|---------|----------|----------|------------|------------|--------------|-------------|------------|-----------|-----------|-----------|-------------|-------------|-----------|-----------|------------|-----------|----------|
| | | | | Att. | Cmp. | Yds. | Pct. | Yds./Att. | TD | INT | Lg. | Sk./Lst. | Rtng. | Att. | Yds. | Avg. | Lg. | TD |
| 2013 | Oakland | 7 | 6 | 211 | 118 | 1,547 | 55.9 | 7.3 | 8 | 8 | 52 | 6/53 | 76.1 | 11 | 27 | 2.5 | 20 | 0 |
| 2014 | Oakland | 1 | 0 | 19 | 12 | 129 | 63.2 | 6.8 | 1 | 2 | 29 | 1/8 | 61.0 | 2 | 3 | 1.5 | 3 | 0 |
| 2015 | Oakland | 1 | 0 | 31 | 23 | 142 | 74.2 | 4.6 | 2 | 1 | 14 | 2/20 | 91.1 | 0 | 0 | - | - | 0 |
| Totals | | 9 | 6 | 261 | 153 | 1,818 | 58.6 | 7.0 | 11 | 11 | 52 | 9/81 | 76.4 | 13 | 30 | 2.3 | 20 | 0 |

MATT MCGLOIN GAME-BY-GAME

| Date | Opp. | W/L | GP/GS | PASSING | | | | | | | | | | RUSHING | | | | |
|---------------|---------|------------|------------|----------------|-----------|------------|-------------|------------|----------|----------|-----------|-------------|-------------|----------|----------|----------|----------|----------|
| | | | | Att. | Cmp. | Yds. | Pct. | Yds./Att. | TD | INT | Lg. | Sk./Lst. | Rtng. | Att. | Yds. | Avg. | Lg. | TD |
| 9/13 | Cin. | L | 1/0 | 31 | 23 | 142 | 74.2 | 4.6 | 2 | 1 | 14 | 2/20 | 91.1 | 0 | 0 | - | - | 0 |
| 9/20 | Bal. | | | [DID NOT PLAY] | | | | | | | | | | | | | | |
| 9/27 | at Cle. | | | [DID NOT PLAY] | | | | | | | | | | | | | | |
| 10/4 | at Chi. | | | [DID NOT PLAY] | | | | | | | | | | | | | | |
| 10/11 | Den. | | | [DID NOT PLAY] | | | | | | | | | | | | | | |
| 10/25 | at SD | | | | | | | | | | | | | | | | | |
| 11/1 | NYJ | | | | | | | | | | | | | | | | | |
| 11/8 | at Pit. | | | | | | | | | | | | | | | | | |
| 11/15 | Min. | | | | | | | | | | | | | | | | | |
| 11/22 | at Det. | | | | | | | | | | | | | | | | | |
| 11/29 | at Ten. | | | | | | | | | | | | | | | | | |
| 12/6 | KC | | | | | | | | | | | | | | | | | |
| 12/13 | at Den. | | | | | | | | | | | | | | | | | |
| 12/20 | GB | | | | | | | | | | | | | | | | | |
| 12/24 | SD | | | | | | | | | | | | | | | | | |
| 1/3/16 | at KC | | | | | | | | | | | | | | | | | |
| Totals | | 2-3 | 1/0 | 31 | 23 | 142 | 74.2 | 4.6 | 2 | 1 | 14 | 2/20 | 91.1 | 0 | 0 | - | - | 0 |



UPDATED BIOS - OFFENSE



LATAVIUS MURRAY

28

RUNNING BACK | 6-3 | 230 | UCF
ACQUIRED: D6b-'13 | NFL EXP.: 3 | RAIDERS EXP.: 3
HOMETOWN: NEDROW, N.Y.
BORN: 01/18/90

2015: (9/13) vs. Cin.: Started in the season opener and picked up 44 yards on 11 carries (4.0 avg.) with a 12-yard long...Also tallied a career- and team-high seven catches for 36 yards (5.1 avg.) with an 11-yard long...**(9/20) vs. Bal.:** Started and paced the team with 15 carries and 65 yards (4.3 avg.) with one TD, his first of the season...Also caught three passes for 22 yards (7.3 avg.)...**(9/27) at Cle.:** Started and recorded his second career 100-yard rushing game, totaling 139 yards on 26 carries (5.3 avg.) with a 54-yard long and one TD...Added one reception for 10 yards...Scored on a 6-yard rush in the fourth quarter, his fourth career TD...First Raiders running back with more than 25 attempts since Darren McFadden in 2012 (Dec. 16 vs. KC)...**(10/4) at Chi.:** Started and led the team with 49 rushing yards on 16 carries (3.1 avg.)...Caught three passes for 12 yards (4.0 avg.)...Fumbled in the fourth quarter when he dropped a pitch from QB Derek Carr...**(10/11) vs. Den.:** Started for the fifth straight game and finished as the game's leading rusher with 13 carries and 39 rushing yards...Added three receptions for 18 yards.

LATAVIUS MURRAY'S CAREER STATISTICS

| Year | Team | GP | GS | RUSHING | | | | | RECEIVING | | | | | TOTAL OFFENSE |
|---------------|---------|-----------|----------|-------------------------------|------------|------------|------------|----------|-----------|------------|------------|-----------|----------|---------------|
| | | | | Att. | Yds. | Avg. | Lg. | TD | Rec. | Yds. | Avg. | Lg. | TD | |
| 2013 | Oakland | | | (RESERVE/INJURED LIST - FOOT) | | | | | | | | | | |
| 2014 | Oakland | 15 | 3 | 82 | 424 | 5.2 | 90t | 2 | 17 | 143 | 8.4 | 46 | 0 | 567 |
| 2015 | Oakland | 5 | 5 | 80 | 336 | 4.2 | 54 | 2 | 17 | 98 | 5.8 | 14 | 0 | 434 |
| Totals | | 20 | 8 | 162 | 760 | 4.7 | 90t | 4 | 34 | 241 | 7.1 | 46 | 0 | 1,001 |

LATAVIUS MURRAY GAME-BY-GAME

| Date | Opponent | W/L | GP/GS | RUSHING | | | | | RECEIVING | | | | | TOTAL OFFENSE |
|---------------|----------|------------|------------|-----------|------------|------------|-----------|----------|-----------|-----------|------------|-----------|----------|---------------|
| | | | | Att. | Yds. | Avg. | Lg. | TD | Rec. | Yds. | Avg. | Lg. | TD | |
| 9/13 | Cin. | L | 1/1 | 11 | 44 | 4.0 | 12 | 0 | 7 | 36 | 5.1 | 11 | 0 | 80 |
| 9/20 | Bal. | W | 1/1 | 15 | 65 | 4.3 | 9 | 1 | 3 | 22 | 7.3 | 12 | 0 | 87 |
| 9/27 | at Cle. | W | 1/1 | 26 | 139 | 5.3 | 54 | 1 | 1 | 10 | 10.0 | 10 | 0 | 149 |
| 10/4 | at Chi. | L | 1/1 | 15 | 49 | 3.3 | 8 | 0 | 3 | 12 | 4.0 | 11 | 0 | 61 |
| 10/11 | Den. | L | 1/1 | 13 | 39 | 3.0 | 11 | 0 | 3 | 18 | 6.0 | 14 | 0 | 57 |
| 10/25 | at SD | | | | | | | | | | | | | |
| 11/1 | NYJ | | | | | | | | | | | | | |
| 11/8 | at Pit. | | | | | | | | | | | | | |
| 11/15 | Min. | | | | | | | | | | | | | |
| 11/22 | at Det. | | | | | | | | | | | | | |
| 11/29 | at Ten. | | | | | | | | | | | | | |
| 12/6 | KC | | | | | | | | | | | | | |
| 12/13 | at Den. | | | | | | | | | | | | | |
| 12/20 | GB | | | | | | | | | | | | | |
| 12/24 | SD | | | | | | | | | | | | | |
| 1/3/16 | at KC | | | | | | | | | | | | | |
| Totals | | 2-3 | 5/5 | 80 | 336 | 4.2 | 54 | 2 | 17 | 98 | 5.8 | 14 | 0 | 434 |



UPDATED BIOS - OFFENSE



JAMIZE OLAWALE

49

FULLBACK/RUNNING BACK | 6-1 | 240 | NORTH TEXAS
ACQUIRED: FA-'12 | NFL EXP.: 3 | RAIDERS EXP.: 3
HOMETOWN: LONG BEACH, CALIF.
BORN: 04/17/89

2015: (9/13) vs. Cin.: Saw action as an offensive reserve and was a key contributor on special teams...Recorded a career-long rush for six yards...Added a career-high three receptions for 19 yards...Had an impressive 65-yard run called back due to a holding penalty...**(9/20) vs. Bal.:** Inactive with an ankle injury...**(9/27) at Cle.:** Inactive for second straight game...**(10/4) at Chi.:** Returned to action after missing the previous two games with an ankle injury, seeing extensive action on special teams and contributing on seven offensive snaps...Rushed the ball once for -1 yards...Also credited with one special teams tackle...**(10/11) vs. Den.:** Set single-game highs with six rushing attempts and 13 rushing yards (2.2 avg.)...Also appeared on special teams.

JAMIZE OLAWALE'S CAREER STATISTICS

| Year | Team | GP | GS | RUSHING | | | | | RECEIVING | | | | | TOTAL OFFENSE |
|---------------|-----------|-----------|----------|-----------|-----------|------------|----------|----------|-----------|------------|------------|-----------|----------|---------------|
| | | | | Att. | Yds. | Avg. | Lg. | TD | Rec. | Yds. | Avg. | Lg. | TD | |
| 2012 | Dal./Oak. | 3 | 0 | 0 | 0 | - | - | 0 | 0 | 0 | - | - | 0 | 0 |
| 2013 | Oakland | 16 | 1 | 3 | 6 | 2.0 | 4 | 0 | 7 | 63 | 9.0 | 25 | 0 | 69 |
| 2014 | Oakland | 16 | 0 | 2 | 0 | 0.0 | 0 | 0 | 5 | 18 | 3.6 | 7 | 2 | 18 |
| 2015 | Oakland | 3 | 0 | 8 | 18 | 2.3 | 6 | 0 | 3 | 19 | 6.3 | 11 | 0 | 37 |
| Totals | | 38 | 1 | 13 | 24 | 1.8 | 6 | 0 | 15 | 100 | 6.7 | 25 | 2 | 124 |

JAMIZE OLAWALE GAME-BY-GAME

| Date | Opponent | W/L | GP/GS | RUSHING | | | | | RECEIVING | | | | | TOTAL OFFENSE |
|---------------|----------|------------|------------|-------------------|-----------|------------|----------|----------|-----------|-----------|------------|-----------|----------|---------------|
| | | | | Att. | Yds. | Avg. | Lg. | TD | Rec. | Yds. | Avg. | Lg. | TD | |
| 9/13 | Cin. | L | 1/0 | 1 | 6 | 6.0 | 6 | 0 | 3 | 19 | 6.3 | 11 | 0 | 25 |
| 9/20 | Bal. | | | (INACTIVE- ANKLE) | | | | | | | | | | |
| 9/27 | at Cle. | | | (INACTIVE- ANKLE) | | | | | | | | | | |
| 10/4 | at Chi. | L | 1/0 | 1 | -1 | -1.0 | -1 | 0 | 0 | 0 | - | - | 0 | -1 |
| 10/11 | Den. | L | 1/0 | 6 | 13 | 2.2 | 5 | 0 | 0 | 0 | - | - | 0 | 13 |
| 10/25 | at SD | | | | | | | | | | | | | |
| 11/1 | NYJ | | | | | | | | | | | | | |
| 11/8 | at Pit. | | | | | | | | | | | | | |
| 11/15 | Min. | | | | | | | | | | | | | |
| 11/22 | at Det. | | | | | | | | | | | | | |
| 11/29 | at Ten. | | | | | | | | | | | | | |
| 12/6 | KC | | | | | | | | | | | | | |
| 12/13 | at Den. | | | | | | | | | | | | | |
| 12/20 | GB | | | | | | | | | | | | | |
| 12/24 | SD | | | | | | | | | | | | | |
| 1/3/16 | at KC | | | | | | | | | | | | | |
| Totals | | 2-3 | 3/0 | 8 | 18 | 2.3 | 6 | 0 | 3 | 19 | 6.3 | 11 | 0 | 37 |



UPDATED BIOS - OFFENSE



DONALD PENN

72

TACKLE | 6-4 | 315 | UTAH STATE
ACQUIRED: FA-'14 | NFL EXP.: 10 | RAIDERS EXP.: 2
HOMETOWN: INGLEWOOD, CALIF.
BORN: 04/27/83


2015: (9/13) vs. Cin.: Started his 125th straight game at left tackle in the season opener, extending what is the second longest active streak among offensive linemen...**(9/20) vs. Bal.:** Started and helped the offense total 448 yards of offense, the team's most since Dec. 15, 2013 vs. KC (461 yards)...Played in his 130th straight game...**(9/27) at Cle.:** Started on an offensive line that did not allow a sack...Helped pave the way for 155 rushing yards and 469 total yards of offense...**(10/4) at Chi.:** Started at left tackle in the loss to the Bears...**(10/11) vs. Den.:** Started for the fifth straight game in the loss to the Broncos...Hauled in a deflected pass from QB Derek Carr and advanced it three yards for his fifth career reception.

PENN'S GAMES PLAYED/STARTED

| Year | Team | GP | GS |
|-------------------|-----------|------------|------------|
| 2007 | Tampa Bay | 16 | 12 |
| 2008 | Tampa Bay | 16 | 16 |
| 2009 | Tampa Bay | 16 | 16 |
| 2010 | Tampa Bay | 16 | 16 |
| 2011 | Tampa Bay | 16 | 16 |
| 2012 | Tampa Bay | 16 | 16 |
| 2013 | Tampa Bay | 16 | 16 |
| 2014 | Oakland | 16 | 16 |
| 2015 | Oakland | 5 | 5 |
| Totals | | 133 | 129 |
| POSTSEASON | | | |
| 2007 | Tampa Bay | 1 | 1 |
| Totals | | 1 | 1 |



UPDATED BIOS - OFFENSE



MARGEL REECE

45

FULLBACK | 6-1 | 250 | WASHINGTON
ACQUIRED: FA-'08 | NFL EXP.: 6 | RAIDERS EXP.: 6
HOMETOWN: INGLEWOOD, CALIF.
BORN: 06/23/85

2015: (9/13) vs. Cin.: Started in the season opener and recorded his first career multi-touchdown game with two receiving scores...Finished the game with three catches for 26 yards (8.7 avg.) with the two touchdowns...Caught a 9-yard pass from QB Matt McGloin in the fourth quarter for his 10th career score...Added an 11-yard touchdown from McGloin on the Raiders' final possession, moving him into a tie with Steve Smith for the third most receiving touchdowns by a Raiders running back...Also passed Hewritt Dixon and Darren McFadden for the fifth most receiving yards by a Raiders running back...**(9/20) vs. Bal.:** Earned the start and contributed 16 yards on one reception...**(9/27) at Cle.:** Started and played extensively on offense and special teams...Caught one pass for a season-long 55 yards...Also had one rushing attempt for one yard...Moved ahead of Bo Roberson (1,834) for the fourth most receiving yards by a Raiders running back...Notched one special teams tackle...**(10/4) at Chi.:** Started and totaled 16 receiving yards on two catches...Served as one of team's kick returners in the absence of injured RB Taiwan Jones, but did not return a kickoff...**(10/11) vs. Den.:** Started and recorded a team-high seven receptions for 49 yards and one TD...Tied a career high with his third TD reception of the season, a 3-yarder...Rushed once for six yards...Moved into third place in receiving TDs (12) and receiving yards among Raiders running backs or fullbacks.

MARGEL REECE'S CAREER STATISTICS


| Year | Team | GP GS | | RUSHING | | | | | RECEIVING | | | | | TOTAL OFFENSE |
|---------------|---------|-----------|-----------|------------|------------|------------|------------|----------|------------|--------------|-------------|------------|-----------|---------------|
| | | | | Att. | Yds. | Avg. | Lg. | TD | Rec. | Yds. | Avg. | Lg. | TD | |
| 2009 | Oakland | 2 | 0 | 0 | 0 | - | - | 0 | 2 | 20 | 10.0 | 11 | 0 | 20 |
| 2010 | Oakland | 16 | 10 | 30 | 122 | 4.1 | 31 | 1 | 25 | 333 | 13.3 | 73t | 3 | 455 |
| 2011 | Oakland | 12 | 6 | 17 | 112 | 6.6 | 26 | 0 | 27 | 301 | 11.1 | 47 | 2 | 413 |
| 2012 | Oakland | 16 | 14 | 59 | 271 | 4.6 | 17 | 0 | 52 | 496 | 9.5 | 56 | 1 | 767 |
| 2013 | Oakland | 16 | 15 | 46 | 218 | 4.7 | 63t | 2 | 32 | 331 | 10.3 | 45 | 2 | 549 |
| 2014 | Oakland | 15 | 15 | 21 | 85 | 4.0 | 11 | 0 | 37 | 265 | 7.2 | 19 | 1 | 350 |
| 2015 | Oakland | 5 | 5 | 2 | 7 | 3.5 | 6 | 0 | 14 | 162 | 11.6 | 55 | 3 | 169 |
| Totals | | 82 | 65 | 175 | 815 | 4.7 | 63t | 3 | 189 | 1,908 | 10.1 | 73t | 12 | 2,723 |

MARGEL REECE GAME-BY-GAME

| Date | Opponent | W/L | GP/GS | RUSHING | | | | | RECEIVING | | | | | TOTAL OFFENSE |
|---------------|----------|------------|------------|----------|----------|------------|----------|----------|-----------|------------|-------------|-----------|----------|---------------|
| | | | | Att. | Yds. | Avg. | Lg. | TD | Rec. | Yds. | Avg. | Lg. | TD | |
| 9/13 | Cin. | L | 1/1 | 0 | 0 | - | - | 0 | 3 | 26 | 8.7 | 11t | 2 | 26 |
| 9/20 | Bal. | W | 1/1 | 0 | 0 | - | - | 0 | 1 | 16 | 16.0 | 16 | 0 | 16 |
| 9/27 | at Cle. | W | 1/1 | 1 | 1 | 1.0 | 1 | 0 | 1 | 55 | 55.0 | 55 | 0 | 56 |
| 10/4 | at Chi. | L | 1/1 | 0 | 0 | - | - | 0 | 2 | 16 | 8.0 | 10 | 0 | 16 |
| 10/11 | Den. | L | 1/1 | 1 | 6 | 6.0 | 6 | 0 | 7 | 49 | 7.0 | 13 | 1 | 55 |
| 10/25 | at SD | | | | | | | | | | | | | |
| 11/1 | NYJ | | | | | | | | | | | | | |
| 11/8 | at Pit. | | | | | | | | | | | | | |
| 11/15 | Min. | | | | | | | | | | | | | |
| 11/22 | at Det. | | | | | | | | | | | | | |
| 11/29 | at Ten. | | | | | | | | | | | | | |
| 12/6 | KC | | | | | | | | | | | | | |
| 12/13 | at Den. | | | | | | | | | | | | | |
| 12/20 | GB | | | | | | | | | | | | | |
| 12/24 | SD | | | | | | | | | | | | | |
| 1/3/16 | at KC | | | | | | | | | | | | | |
| Totals | | 2-3 | 5/5 | 2 | 7 | 3.5 | 6 | 0 | 14 | 162 | 11.6 | 55 | 3 | 169 |



UPDATED BIOS - OFFENSE



MYCHAL RIVERA

81

TIGHT END | 6-3 | 245 | TENNESSEE
ACQUIRED: D6c-'13 | NFL EXP.: 3 | RAIDERS EXP.: 3
HOMETOWN: VALENCIA, CALIF.
BORN: 09/08/90

2015: (9/13) vs. Cin.: Saw extensive action on offense in the season opener, catching one pass for four yards...**(9/20) vs. Bal.:** Contributed in a reserve role, tallying three catches for 15 yards (5.0 avg.)...Finished the game with 100 career receptions...**(9/27) at Cle.:** Played most of the game on offense and saw action on special teams...Targeted once but did not record a catch...**(10/4) at Chi.:** Hauled in two passes for 12 yards (6.0 avg.)...**(10/11) vs. Den.:** Helped the offense with three receptions for a season-high 33 yards...Eclipsed 1,000 receiving yards for his career.

MYCHAL RIVERA'S CAREER STATISTICS


| Year | Team | | | RECEIVING | | | | | RUSHING | | | | | TOTAL OFFENSE |
|---------------|---------|-----------|-----------|------------|--------------|------------|-----------|----------|----------|----------|----------|----------|----------|---------------|
| | | GP | GS | Rec. | Yds. | Avg. | Lg. | TD | Att. | Yds | Avg. | Lg. | TD | |
| 2013 | Oakland | 16 | 3 | 38 | 407 | 10.7 | 37 | 4 | 0 | 0 | - | - | 0 | 407 |
| 2014 | Oakland | 16 | 10 | 58 | 534 | 9.2 | 33 | 4 | 0 | 0 | - | - | 0 | 534 |
| 2015 | Oakland | 5 | 0 | 9 | 64 | 7.1 | 19 | 0 | 0 | 0 | - | - | 0 | 64 |
| Totals | | 37 | 13 | 105 | 1,005 | 9.6 | 37 | 8 | 0 | 0 | - | - | 0 | 1,005 |

MYCHAL RIVERA GAME-BY-GAME

| Date | Opponent | W/L | GP/GS | RECEIVING | | | | |
|---------------|----------|------------|------------|-----------|-----------|------------|-----------|----------|
| | | | | Rec. | Yds. | Avg. | Lg. | TD |
| 9/13 | Cin. | L | 1/0 | 1 | 4 | 4.0 | 4 | 0 |
| 9/20 | Bal. | W | 1/0 | 3 | 15 | 5.0 | 7 | 0 |
| 9/27 | at Cle. | W | 1/0 | 0 | 0 | - | - | 0 |
| 10/4 | at Chi. | L | 1/0 | 2 | 12 | 6.0 | 8 | 0 |
| 10/11 | Den. | L | 1/0 | 3 | 33 | 11.0 | 19 | 0 |
| 10/25 | at SD | | | | | | | |
| 11/1 | NYJ | | | | | | | |
| 11/8 | at Pit. | | | | | | | |
| 11/15 | Min. | | | | | | | |
| 11/22 | at Det. | | | | | | | |
| 11/29 | at Ten. | | | | | | | |
| 12/6 | KC | | | | | | | |
| 12/13 | at Den. | | | | | | | |
| 12/20 | GB | | | | | | | |
| 12/24 | SD | | | | | | | |
| 1/3/16 | at KC | | | | | | | |
| Totals | | 2-3 | 5/0 | 9 | 64 | 7.1 | 19 | 0 |



UPDATED BIOS - OFFENSE



SETH ROBERTS

WIDE RECEIVER | 6-2 | 195 | WEST ALABAMA
ACQUIRED: FA-'14 | NFL EXP.: 1 | RAIDERS EXP.: 1
HOMETOWN: MOULTRIE, GA.
BORN: 02/22/91

10

2015: (9/13) vs. Cin.: Made his NFL debut, seeing action on offense and special teams...Caught the first three passes of his career for 12 yards (4.0 avg.)...(9/20) **vs. Bal.:** Recorded his first career touchdown catch with 26 seconds remaining in the fourth quarter, a 12-yard strike from Derek Carr that capped off the game-winning drive and put the Raiders ahead, 37-33...(9/27) **at Cle.:** Reached the end zone for the second straight game, finishing with three catches for 56 yards (18.7 avg.) with one touchdown...Score came on a 13-yard strike from Carr in the final seconds of the first half...Began the scoring drive with a career-long 36-yard catch and run...(10/4) **at Chi.:** Targeted twice but did not record a catch in the loss to Chicago...(10/11) **vs. Den.:** Appeared on offense and was targeted twice in the loss to the Broncos.

SETH ROBERTS' CAREER STATISTICS


| Year | Team | GP | GS | RECEIVING | | | | | RUSHING | | | | | TOTAL OFFENSE |
|---------------|---------|----------|----------|-----------|-----------|-------------|-----------|----------|----------|----------|----------|----------|----------|---------------|
| | | | | Rec. | Yds. | Avg. | Lg. | TD | Att. | Yds. | Avg. | Lg. | TD | |
| 2014 | Oakland | | | | | | | | | | | | | |
| 2015 | Oakland | 5 | 0 | 7 | 80 | 11.4 | 36 | 2 | 0 | 0 | - | - | 0 | 80 |
| Totals | | 5 | 0 | 7 | 80 | 11.4 | 36 | 2 | 0 | 0 | - | - | 0 | 80 |

SETH ROBERTS GAME-BY-GAME

| Date | Opponent | W/L | GP/GS | RECEIVING | | | | | RUSHING | | | | | TOTAL OFFENSE |
|---------------|----------|------------|------------|-----------|-----------|-------------|-----------|----------|----------|----------|----------|----------|----------|---------------|
| | | | | Rec. | Yds. | Avg. | Lg. | TD | Att. | Yds. | Avg. | Lg. | TD | |
| 9/13 | Cin. | L | 1/0 | 3 | 12 | 4.0 | 7 | 0 | 0 | 0 | - | - | 0 | 12 |
| 9/20 | Bal. | W | 1/0 | 1 | 12 | 12.0 | 12t | 1 | 0 | 0 | - | - | 0 | 12 |
| 9/27 | at Cle. | W | 1/0 | 3 | 56 | 18.7 | 36 | 1 | 0 | 0 | - | - | 0 | 56 |
| 10/4 | at Chi. | L | 1/0 | 0 | 0 | - | - | 0 | 0 | 0 | - | - | 0 | 0 |
| 10/11 | Den. | L | 1/0 | 0 | 0 | - | - | 0 | 0 | 0 | - | - | 0 | 0 |
| 10/25 | at SD | | | | | | | | | | | | | |
| 11/1 | NYJ | | | | | | | | | | | | | |
| 11/8 | at Pit. | | | | | | | | | | | | | |
| 11/15 | Min. | | | | | | | | | | | | | |
| 11/22 | at Det. | | | | | | | | | | | | | |
| 11/29 | at Ten. | | | | | | | | | | | | | |
| 12/6 | KC | | | | | | | | | | | | | |
| 12/13 | at Den. | | | | | | | | | | | | | |
| 12/20 | GB | | | | | | | | | | | | | |
| 12/24 | SD | | | | | | | | | | | | | |
| 1/3/16 | at KC | | | | | | | | | | | | | |
| Totals | | 2-3 | 5/0 | 7 | 80 | 11.4 | 36 | 2 | 0 | 0 | - | - | 0 | 80 |



UPDATED BIOS - OFFENSE



LEE SMITH

86

TIGHT END | 6-6 | 265 | MARSHALL
ACQUIRED: UFA-'15 (Buf.) | NFL EXP.: 5 | RAIDERS EXP.: 1
HOMETOWN: POWELL, TENN.
BORN: 11/21/87

2015: (9/13) vs. Cin.: Earned the start in his Silver and Black debut, seeing action on both offense and special teams...Returned a short kickoff from Mike Nugent eight yards, his first career kick return...(9/20) **vs. Bal.:** Started for the second straight game and caught his first pass of the season for six yards...(9/27) **at Cle.:** Earned the start and hauled in one pass for eight yards...Also contributed on special teams...(10/4) **at Chi.:** Started and caught a season-high two passes for 14 yards (7.0 avg.)...(10/11) **vs. Den.:** Earned a fifth straight start and contributed on special teams in the loss to the Broncos.

LEE SMITH'S CAREER STATISTICS


| Year | Team | GP | GS | RECEIVING | | | | | RUSHING | | | | | TOTAL OFFENSE |
|---------------|---------|-----------|-----------|-----------|------------|------------|-----------|----------|----------|----------|----------|----------|----------|---------------|
| | | | | Rec. | Yds. | Avg. | Lg. | TD | Att. | Yds | Avg. | Lg. | TD | |
| 2011 | Buffalo | 10 | 3 | 4 | 11 | 2.8 | 6 | 0 | 0 | 0 | - | - | 0 | 11 |
| 2012 | Buffalo | 16 | 7 | 4 | 13 | 3.3 | 5 | 2 | 0 | 0 | - | - | 0 | 13 |
| 2013 | Buffalo | 16 | 14 | 5 | 78 | 15.6 | 28 | 0 | 0 | 0 | - | - | 0 | 78 |
| 2014 | Buffalo | 14 | 10 | 7 | 42 | 6.0 | 18 | 1 | 0 | 0 | - | - | 0 | 42 |
| 2015 | Oakland | 5 | 5 | 4 | 28 | 7.0 | 9 | 0 | 0 | 0 | - | - | 0 | 14 |
| Totals | | 61 | 39 | 24 | 172 | 7.2 | 28 | 3 | 0 | 0 | - | - | 0 | 172 |

LEE SMITH GAME-BY-GAME

| Date | Opponent | W/L | GP/GS | RECEIVING | | | | |
|---------------|----------|------------|------------|-----------|-----------|------------|----------|----------|
| | | | | Rec. | Yds. | Avg. | Lg. | TD |
| 9/13 | Cin. | L | 1/1 | 0 | 0 | - | - | 0 |
| 9/20 | Bal. | W | 1/1 | 1 | 6 | 6.0 | 6 | 0 |
| 9/27 | at Cle. | W | 1/1 | 1 | 8 | 8.0 | 8 | 0 |
| 10/4 | at Chi. | L | 1/1 | 2 | 14 | 7.0 | 9 | 0 |
| 10/11 | Den. | L | 1/1 | 0 | 0 | - | - | 0 |
| 10/25 | at SD | | | | | | | |
| 11/1 | NYJ | | | | | | | |
| 11/8 | at Pit. | | | | | | | |
| 11/15 | Min. | | | | | | | |
| 11/22 | at Det. | | | | | | | |
| 11/29 | at Ten. | | | | | | | |
| 12/6 | KC | | | | | | | |
| 12/13 | at Den. | | | | | | | |
| 12/20 | GB | | | | | | | |
| 12/24 | SD | | | | | | | |
| 1/3/16 | at KC | | | | | | | |
| Totals | | 2-3 | 5/5 | 4 | 28 | 7.0 | 9 | 0 |



UPDATED BIOS - OFFENSE



ROD STREATER

80

WIDE RECEIVER | 6-2 | 195 | TEMPLE
ACQUIRED: FA-'12 | NFL EXP.: 4 | RAIDERS EXP.: 4
HOMETOWN: BURLINGTON, N.J.
BORN: 02/09/88

2015: (9/13) vs. Cin.: Saw action in his first game back from a foot injury suffered in Week 3 of 2014...Hauled in one pass for eight yards...
(9/20) vs. Bal.: Inactive for the comeback victory against the Ravens...**(9/27) at Cle.:** Inactive for the second straight game...**(10/4) at Chi.:** Active but did not play in the loss at Chicago...**(10/11) vs. Den.:** Inactive.

ROD STREATER'S CAREER STATISTICS

| Year | Team | GP | GS | RECEIVING | | | | | RUSHING | | | | | TOTAL OFFENSE |
|---------------|---------|-----------|-----------|------------|--------------|-------------|-----------|----------|----------|-----------|------------|----------|----------|---------------|
| | | | | Rec. | Yds. | Avg. | Lg. | TD | Att. | Yds. | Avg. | Lg. | TD | |
| 2012 | Oakland | 16 | 2 | 39 | 584 | 15.0 | 64t | 3 | 0 | 0 | - | - | 0 | 584 |
| 2013 | Oakland | 16 | 14 | 60 | 888 | 14.8 | 66 | 4 | 2 | 17 | 8.5 | 9 | 0 | 905 |
| 2014 | Oakland | 3 | 3 | 9 | 84 | 9.3 | 17 | 1 | 0 | 0 | - | - | 0 | 84 |
| 2015 | Oakland | 1 | 0 | 1 | 8 | 8.0 | 8 | 0 | 0 | 0 | - | - | 0 | 8 |
| Totals | | 36 | 19 | 109 | 1,564 | 14.3 | 66 | 8 | 2 | 17 | 8.5 | 9 | 0 | 1,581 |

ROD STREATER GAME-BY-GAME

| Date | Opponent | W/L | GP/GS | RECEIVING | | | | | RUSHING | | | | | TOTAL OFFENSE |
|---------------|----------|------------|------------|----------------|----------|------------|----------|----------|----------|----------|----------|----------|----------|---------------|
| | | | | Rec. | Yds. | Avg. | Lg. | TD | Att. | Yds. | Avg. | Lg. | TD | |
| 9/13 | Cin. | L | 1/0 | 1 | 8 | 8.0 | 8 | 0 | 0 | 0 | - | - | 0 | 8 |
| 9/20 | Bal. | | | (INACTIVE) | | | | | | | | | | |
| 9/27 | at Cle. | | | (INACTIVE) | | | | | | | | | | |
| 10/4 | at Chi. | | | (DID NOT PLAY) | | | | | | | | | | |
| 10/11 | Den. | | | (INACTIVE) | | | | | | | | | | |
| 10/25 | at SD | | | | | | | | | | | | | |
| 11/1 | NYJ | | | | | | | | | | | | | |
| 11/8 | at Pit. | | | | | | | | | | | | | |
| 11/15 | Min. | | | | | | | | | | | | | |
| 11/22 | at Det. | | | | | | | | | | | | | |
| 11/29 | at Ten. | | | | | | | | | | | | | |
| 12/6 | KC | | | | | | | | | | | | | |
| 12/13 | at Den. | | | | | | | | | | | | | |
| 12/20 | GB | | | | | | | | | | | | | |
| 12/24 | SD | | | | | | | | | | | | | |
| 1/3/16 | at KC | | | | | | | | | | | | | |
| Totals | | 2-3 | 1/0 | 1 | 8 | 8.0 | 8 | 0 | 0 | 0 | - | - | 0 | 8 |



UPDATED BIOS - OFFENSE



GLIVE WALFORD

88

TIGHT END | 6-4 | 250 | MIAMI (FLA.)

ACQUIRED: D3-'15 | NFL EXP.: R

HOMETOWN: BELLE GLADE, FLA.

BORN: 10/01/91

2015: (9/13) vs. Cin.: Made his NFL debut, seeing action on 24 offensive snaps...Hauled in first career pass for a 1-yard gain...**(9/20) vs. Bal.:** Caught one pass for four yards in his first NFL victory, a comeback win over the Ravens...**(9/27) at Cle.:** Came on in a reserve role, appearing on both offense and special teams...**(10/4) at Chi.:** Targeted once but did not record a catch in the loss to the Bears...**(10/11) vs. Den.:** Finished the game with one reception, a career-long 33-yard catch in the second quarter.

GLIVE WALFORD'S CAREER STATISTICS

| Year | Team | GP | GS | RECEIVING | | | | | RUSHING | | | | | TOTAL OFFENSE |
|--------|---------|----|----|-----------|------|------|-----|----|---------|-----|------|-----|----|---------------|
| | | | | Rec. | Yds. | Avg. | Lg. | TD | Att. | Yds | Avg. | Lg. | TD | |
| 2015 | Oakland | 5 | 0 | 3 | 38 | 12.7 | 33 | 0 | 0 | 0 | - | - | 0 | 38 |
| Totals | | 5 | 0 | 3 | 38 | 12.7 | 33 | 0 | 0 | 0 | - | - | 0 | 38 |

GLIVE WALFORD GAME-BY-GAME

| Date | Opponent | W/L | GP/GS | RECEIVING | | | | |
|--------|----------|-----|-------|-----------|------|------|-----|----|
| | | | | Rec. | Yds. | Avg. | Lg. | TD |
| 9/13 | Cin. | L | 1/0 | 1 | 1 | 1.0 | 1 | 0 |
| 9/20 | Bal. | W | 1/0 | 1 | 4 | 4.0 | 4 | 0 |
| 9/27 | at Cle. | W | 1/0 | 0 | 0 | - | - | 0 |
| 10/4 | at Chi. | L | 1/0 | 0 | 0 | - | - | 0 |
| 10/11 | Den. | L | 1/0 | 1 | 33 | 33.0 | 33 | 0 |
| 10/25 | at SD | | | | | | | |
| 11/1 | NYJ | | | | | | | |
| 11/8 | at Pit. | | | | | | | |
| 11/15 | Min. | | | | | | | |
| 11/22 | at Det. | | | | | | | |
| 11/29 | at Ten. | | | | | | | |
| 12/6 | KC | | | | | | | |
| 12/13 | at Den. | | | | | | | |
| 12/20 | GB | | | | | | | |
| 12/24 | SD | | | | | | | |
| 1/3/16 | at KC | | | | | | | |
| Totals | | 2-3 | 5/0 | 3 | 38 | 12.7 | 33 | 0 |



UPDATED BIOS - OFFENSE



J'MARCUS WEBB

76

GUARD/TACKLE | 6-7 | 330 | WEST TEXAS A&M
ACQUIRED: FA-'15 | NFL EXP.: 5 | RAIDERS EXP.: 1
HOMETOWN: MESQUITE, TEXAS
BORN: 08/08/88

2015: (9/13) vs. Cin.: Started at right guard in his Silver and Black debut...(9/20) vs. Bal.: Started and helped total 448 yards of offense, the team's most productive outing since Dec. 15, 2013 vs. KC (461 yards)...(9/27) at Cle.: Started on an offensive line that did not allow a sack...Helped pave the way for 155 rushing yards and 469 total yards of offense...(10/4) at Chi.: Started at right guard in the loss to the Bears...(10/11) vs. Den.: Earned 50th career start in the loss to the Broncos.

WEBB'S GAMES PLAYED/STARTED

| Year | Team | GP | GS |
|-------------------|-----------|-----------|-----------|
| 2010 | Chicago | 14 | 12 |
| 2011 | Chicago | 16 | 16 |
| 2012 | Chicago | 16 | 16 |
| 2013 | Minnesota | 8 | 1 |
| 2014 | Minnesota | 1 | 0 |
| 2015 | Oakland | 5 | 5 |
| Totals | | 60 | 50 |
| POSTSEASON | | | |
| 2010 | Chicago | 2 | 2 |
| Totals | | 2 | 2 |



SUPPLEMENTAL BIOS



LORENZO ALEXANDER

56

LINEBACKER | 6-1 | 245 | CALIFORNIA
ACQUIRED: FA-'15 | NFL EXP.: 9 | RAIDERS EXP.: 1
HOMETOWN: BERKELEY, CALIF.
BORN: 05/31/83

TRANSACTIONS: Signed by Carolina Panthers as an undrafted free agent, April 29, 2005...Waived by Panthers, Sept. 4, 2005...Signed by Panthers to practice squad, Sept. 5, 2005...Waived by Panthers, Sept. 3, 2006...Signed by Baltimore Ravens to practice squad, Sept. 7, 2006...Waived by Ravens, Sept. 12, 2006...Signed by Washington Redskins to practice squad, Oct. 3, 2006...Re-signed by Redskins, Feb. 5, 2007...Re-signed by Redskins as a restricted free agent, March 5, 2010...Signed by Arizona Cardinals as an unrestricted free agent, May 13, 2013...Released by Cardinals, Aug. 31, 2015...Signed by Oakland Raiders as a free agent, Sept. 2, 2015.

CAREER: Versatile linebacker and special teams standout enters his first season with Oakland after signing as a free agent on Sept. 2...Has also played defensive line, offensive line and tight end in his NFL career...Has appeared in 111 games in his career with 16 starts...Owns 154 career tackles (95 solo), nine sacks, six passes defended, three forced fumbles, three fumble recoveries and 94 special teams tackles...Also has three postseason appearances, totaling three tackles (two)...Since entering the league in 2005, has been named a team captain five times (Redskins, 2010-12; Cardinals, 2013-14)...With Arizona in 2014, played in all 16 contests for the fifth time in his career...Suffered a season-ending foot injury after three games in 2013...Earned first Pro Bowl selection as a special teams standout in 2012, totaling a career-high 31 special teams tackles...Recipient of the Redskins Media Good Guy Award in 2011 and 2012, and was also named the team's Walter Payton Man of the Year in 2011...As a rookie in 2007, first career NFL start came as a tight end.

2014 (with Ari.): After being named special teams captain for the second straight year with the Cardinals the fifth straight season overall (Redskins, 2010-12), played in all 16 games...Was fourth on the team with seven special teams tackles...Also had six tackles, one sack, one tackle for loss, two quarterback pressures and two quarterback hits on defense...**(10/5) at Den.:** Notched one special teams tackle...**(10/12) vs. Was.:** Played on special teams and saw first action of the season on defense...Marked his 100th career game...**(10/19) at Oak.:** Collected one special teams tackle...**(11/2) at Dal.:** Recorded season-high three tackles in just five snaps on defense...**(11/9) vs. StL.:** Had one special teams tackle...**(11/23) at Sea.:** Assisted on one tackle and had a quarterback pressure and a quarterback hit on defense, while adding one special teams tackle...**(11/30) at Atl.:** Recorded first sack as a Cardinal when he took down Matt Ryan for a 3-yard loss in the second quarter...Also had two tackles, including one for a loss, a quarterback pressure and a special teams tackle...**(12/7) vs. KC:** Had one quarterback hit and a special teams tackle...**(12/21) vs. Sea.:** Notched one special teams tackle...**Postseason: (1/3/15) at Car.:** Played on defense and special teams in the Wild Card game.

2013 (with Ari.): Started first three games before suffering a season-ending foot injury...Totaled seven tackles and one pass defended...Chosen as a special teams captain prior to the season, marking the fourth straight year he was selected as a team captain (Redskins, 2010-12)...**(9/8) at StL.:** Recorded four tackles, one pass defended and one quarterback pressure...Made first start since 2010 season finale with the Redskins...**(9/22) at NO:** Collected two tackles before leaving the game in the first half with a foot injury...Placed on the reserve/injured list on Sept. 23.

2012 (with Was.): Appeared in all 16 regular season games for the fourth consecutive season and also saw action in the team's Wild Card matchup against the Seahawks...Earned first career Pro Bowl selection after being voted in as the NFC's special teams representative...Served as the Redskins' special teams captain for the third straight year and won the team's Media Good Guy award for the second consecutive season...Recorded 32 tackles and a career-high 2.5 sacks on defense and added a team- and career-high 31 special teams tackles...**(9/9) at NO:** Appeared on special teams in the season-opening win...**(9/16) at StL.:** Totaled three special teams tackles and saw action at middle linebacker...**(9/30) at TB:** Recorded two special teams tackles in the win...**(10/7) vs. Atl.:** Notched two special teams stops...**(10/14) vs. Min.:** Saw significant action at linebacker and on special teams, posting five tackles, a career-high 1.5 sacks and one fumble recovery that resulted in a Redskins touchdown on the following play...Given a game ball for his effort...**(10/21) at NYG:** Tallied four tackles in a reserve role...**(11/4) vs. Car.:** Tallied one tackle...**(11/22) at Dal.:** Had two tackles on defense and added two special teams stops in a Thanksgiving Day win...**(12/2) vs. NYG:** Registered one solo tackle on Monday Night Football...**(12/9) vs. Bal.:** Notched two tackles in the victory...**(12/16) at Cle.:** Posted one solo defensive tackle and several big special teams hits...**(12/23) at Phi.:** Tallied six tackles and a sack...**(12/20) vs. Dal.:** Recorded two tackles in the win that clinched a division title and playoff berth for the Redskins...**Postseason: (1/6/13) vs. Sea.:** Had three tackles (two solo) in the Wild Card game.

2011 (with Was.): Appeared in all 16 games and led the team with 21 special teams tackles...Named a special teams captain for the second consecutive season...Recipient of the Redskins' Walter Payton Man of the Year award and Media Good Guy award...Named to the USA Today All-Joe Team...**(9/11) vs. NYG:** Saw action on special teams and recorded one tackle in the season opener...**(9/18) vs. Ari.:** Saw action at linebacker and on special teams...**(9/26) at Dal.:** Saw action on special teams and notched one solo tackle...**(10/23) at Car.:** Had one special teams tackle...**(10/30) at Buf.:** Posted two special teams tackles...**(11/13) at Mia.:** Saw action on special teams and recorded one special teams stop...**(11/20) vs. Dal.:** Notched one special teams tackle...**(11/27) at Sea.:** Recorded one stop on special teams...**(12/11) vs. NE:** Recorded one special teams tackle...**(12/18) at NYG:** Saw action at linebacker and recorded one solo tackle.



SUPPLEMENTAL BIOS

ALEXANDER

2010 (with Was.): Played in 16 games and made a career-high 12 starts after moving from the defensive line to outside linebacker during the offseason...Named a team captain on special teams for the first time in his career...Honored as team's Walter Payton NFL Man of the Year...Set a career high with 62 tackles (35 solo) and also totaled 1.5 sacks and one forced fumble...Led the team with 20 special teams tackle, surpassing the total he accumulated during his first three NFL seasons combined (15)...**(9/12) vs. Dal.:** Saw action at outside linebacker and on special teams, recording one tackle...Helped hold the Cowboys offense to seven points...Also had one special teams tackle...**(9/19) vs. Hou.:** Registered two tackles, one sack and three special teams tackles...**(9/26) at StL.:** Totaled four tackles, a special teams tackle and a fumble recovery on a kickoff, which led to a Washington touchdown on the next play...**(10/3) at Phi.:** Made first career start at linebacker, totaling five tackles (four) and a pass defended...Also saw action on special teams, where he made three tackles...**(10/10) vs. GB:** Started and had five tackles and one sack...**(10/17) vs. Ind.:** Totaled four tackles, a forced fumble and three special teams stops...**(10/31) at Det.:** Started and had three tackles...**(11/21) at Ten.:** Started a forced a fumble of Vince Young, which was recovered by the Redskins...**(11/28) vs. Min.:** Started and tallied six tackles, while helping hold Brett Favre to just 172 passing yards and no touchdowns...**(12/5) at NYG:** Started and totaled a career-high eight tackles...**(12/11) vs. NYG:** Started and totaled three tackles.

2009 (with Was.): Appeared in all 16 games while seeing action on the defensive line and on special teams...Tallied 22 tackles, two sacks, one forced fumble, one fumble recovery and 12 special teams tackles...**(9/13) at NYG:** Posted one tackle and recorded his first career fumble recovery in the season opener...**(10/18) vs. KC:** Finished with a season-high three tackles and one pass defended...**(11/15) vs. Den.:** Recorded one tackle and the first forced fumble of his career when he knocked the ball loose from Correll Buckhalter...**(12/13) at Oak.:** Registered first sack of the season when he took down JaMarcus Russell for a 9-yard loss in the fourth quarter...**(12/21) at NYG:** Tallied four tackles and took down Eli Manning for a 12-yard loss in the fourth quarter on Monday Night Football...Gave him sacks in back-to-back games for the first time in his career.

2008 (with Was.): Saw action in 15 games and finished with 17 tackles, two sacks, two passes defended and three special teams tackles before ending the season on the reserve/injured list with a hamstring injury...**(11/23) at Sea.:** Registered seven tackles and posted his first career sack when he took down Matt Hasselbeck...Over the final four games of the season, totaled 19 tackles, one sack and two passes defended...Sustained a hamstring injury against the Eagles and was placed on the reserve/injured list on Dec. 24.

2007 (with Was.): Appeared in 13 games (one start) and one postseason game, playing along the offensive line, defensive line and on special teams...Totaled four tackles on the season...Inactive for the first three games of the season...**(11/11) vs. Phi.:** Made first career start at tight end in a two-tight end formation.

2006 (with Car., Bal, and Was.): Spent time with the Panthers', Ravens' and Redskins' practice squads.

2005 (with Car.): Signed with the Panthers as an undrafted rookie free agent on April 29...Spent the season on Carolina's practice squad after being waived following training camp.

COLLEGE: Attended Cal where he was a two-time honorable mention All-Pac 10 selection...As a senior in 2004, earned honorable mention All-Pac 10 honors after starting all 12 games at defensive tackle for the nation's second-ranked defense...Contributed to a Bears rushing defense that gave up just 82.5 yards per game, the best total for the team since 1968...Totaled 28 tackles, 1.5 sacks, one forced fumble and two passes defended...As a junior in 2003, was the recipient of the Bick Muller Award, given to the team's most valuable defensive lineman...Collected 33 tackles, a sack and a fumble recovery...As a sophomore in 2002, earned honorable mention All-Pac 10 honors after collecting 25 tackles, one sack and a fumble recovery...Earned a spot on the Pac-10 All-Freshman team in 2001 after tallying 24 tackles, one sack and one fumble recovery...Majored in legal studies.

PERSONAL: Attended St. Mary's High School in Berkeley, Calif. ...Finished senior season with 120 tackles, 17 sacks, 25 tackles for loss and five forced fumbles...Selected to play in the U.S. Army All-American Bowl in 2004...National Alliance of African American Athletes' Watkins Award Finalist in 2001 (NAAAAA.com)...Elected to NFLPA Executive Committee in 2014...While in Arizona, participated in dozens of kids camps and made numerous appearance in support of the Phoenix Children's Hospital and the Ronald McDonald House...Hosted a football safety clinic for mothers of youth football players, participated in charity bike rides in support of the American Diabetes Association and helped promote the NFL's Play 60 campaign...A spokesman for the National Kidney Foundation and American Diabetes Association...Founder of Lorenzo Alexander A.C.E.S. Foundation, standing for accountability, community, education and sports, which is a chapter of the National Alliance of African American Athletes (NAAAAA) and provides enrichments programs in his hometown of Oakland and the Greater Washington, D.C. area...He and his wife, Manjanique, have two daughters and a son.

ADDITIONAL STATISTICS: Special teams tackles – 3 in 2008, 12 in 2009, 20 in 2010, 21 in 2011, 31 in 2012, 7 in 2014; NFL totals: 94.

SINGLE-GAME HIGHS: TACKLES: Total – 8, 12/5/10 at NYG. Solo – 5, two times; last: 12/23/12 at Phi. Sacks – 1.5, 10/14/12 vs. Min. Forced fumbles – 1, three times; last: 11/21/10 at Ten. Fumble recoveries – 1, three times; last: 10/14/12 vs. Min.



SUPPLEMENTAL BIOS

ALEXANDER**LORENZO ALEXANDER'S CAREER STATISTICS**

| Year | Team | GP | GS | TACKLES | | | | | INTERCEPTIONS | | | | | FUMBLES | | |
|-------------------|------------|------------|-----------|------------|-----------|-----------|------------|-------------|---------------|----------|----------|----------|----------|----------|----------|----------|
| | | | | Total | Solo | Asst. | Sacks | Yds. | No. | Yds. | Lg. | TD | PD | FF | FR | Yds. |
| 2007 | Washington | 13 | 1 | 4 | 2 | 2 | 0.0 | 0.0 | 0 | 0 | - | 0 | 0 | 0 | 0 | 0 |
| 2008 | Washington | 15 | 0 | 26 | 17 | 9 | 2.0 | 11.0 | 0 | 0 | - | 0 | 2 | 0 | 0 | 0 |
| 2009 | Washington | 16 | 0 | 22 | 16 | 6 | 2.0 | 21.0 | 0 | 0 | - | 0 | 1 | 1 | 1 | 0 |
| 2010 | Washington | 16 | 12 | 62 | 35 | 27 | 1.5 | 11.0 | 0 | 0 | - | 0 | 2 | 2 | 1 | 0 |
| 2011 | Washington | 16 | 0 | 1 | 1 | 0 | 0.0 | 0.0 | 0 | 0 | - | 0 | 0 | 0 | 0 | 0 |
| 2012 | Washington | 16 | 0 | 26 | 17 | 9 | 2.5 | 17.0 | 0 | 0 | - | 0 | 0 | 0 | 1 | 7 |
| 2013 | Arizona | 3 | 3 | 7 | 4 | 3 | 0.0 | 0.0 | 0 | 0 | - | 0 | 1 | 0 | 0 | 0 |
| 2014 | Arizona | 16 | 0 | 6 | 3 | 3 | 1.0 | 3.0 | 0 | 0 | - | 0 | 0 | 0 | 0 | 0 |
| Totals | | 111 | 16 | 154 | 95 | 59 | 9.0 | 63.0 | 0 | 0 | - | 0 | 6 | 3 | 3 | 7 |
| POSTSEASON | | | | | | | | | | | | | | | | |
| 2012 | Washington | 1 | 0 | 3 | 2 | 1 | 0.0 | 0.0 | 0 | 0 | - | 0 | 0 | 0 | 0 | 0 |
| Totals | | 1 | 0 | 3 | 2 | 1 | 0.0 | 0.0 | 0 | 0 | - | 0 | 0 | 0 | 0 | 0 |



SUPPLEMENTAL BIOS



DAVID AMERSON

29

CORNERBACK | 6-1 | 205 | NORTH CAROLINA STATE
ACQUIRED: W-'15 (WAS.) | NFL EXP.: 3 | RAIDERS EXP.: 1
HOMETOWN: GREENSBORO, N.C.
BORN: 12/08/91

TRANSACTIONS: Selected by Washington Redskins in the second round (51st overall) of the 2013 NFL Draft...Waived by Redskins, Sept. 21, 2015...Claimed via waivers by Oakland Raiders, Sept. 22, 2015.

CAREER: Solid cornerback is in his first season with Oakland after joining the team via waivers on Sept. 22...Was the Redskins' top selection in the 2013 NFL Draft...Made his NFL debut in the 2013 season opener at only 21 years old...Played in all 16 games as a rookie, starting eight times and contributing frequently in the slot...Started all 15 games he played in 2014.

2014 (with Was.): Started all 15 games he played, missing only Week 12 game against San Francisco...Posted a career high 61 tackles (52 solo) with seven passes defended...**(9/7) at Hou.:** Tied for third on the team with five tackles...**(9/14) vs. Jax.:** Registered four solo tackles and two passes defended...**(9/21) at Phi.:** Recorded four solo tackles...**(9/25) vs. NYG:** Started and posted eight tackles (six)...**(10/6) vs. Sea.:** Made three solo tackles...**(10/12) at Ari.:** Made two solo tackles...**(10/19) vs. Ten.:** Started and recorded two solo tackles in the win...**(10/27) at Dal.:** Started in an overtime win, making four solo tackles...**(11/2) at Min.:** Started and contributed five solo tackles and one pass defended...**(11/16) vs. TB:** Started and accrued five tackles (three)...**(11/23) at SF:** Inactive...**(11/20) at Ind.:** Started and recorded one solo tackle and one pass defended...**(12/7) vs. StL.:** Started and made three tackles (two)...**(12/14) at NYG:** Started and registered six tackles (four)...**(12/20) vs. Phi.:** Started and recorded five tackles (four) and the victory...**(12/28) vs. Dal.:** Recorded four tackles (three) and one pass defended in a start.

2013 (with Was.): Appeared in all 16 games during his rookie season, earning eight starts...Made 47 tackles (39 solo) and recorded two INTs, and one 45-yard INT-TD...**(9/9) vs. Phi.:** Started at cornerback in his NFL debut, registering four tackles (two) and one pass defended...**(9/15) at GB:** Made six tackles (five)...**(9/22) vs. Det.:** Started as the team's third cornerback and posted three tackles (two) with two passes defended...**(9/29) at Oak.:** Recorded his first career INT, returning it 45 yards for a TD...The 45-yard INT return for a TD was the longest by a Redskins' rookie since cornerback Champ Bailey scored on a 59-yard INT return at Arizona on Oct. 17, 1999...**(10/20) vs. Chi.:** Tied for second on the team with five tackles (three) and added one pass defended...**(10/27) at Den.:** Started and contributed three solo tackles and one pass defended...**(11/13) vs. SD:** Started and recorded six tackles (five) and the second INT of his career...**(11/17) at Phi.:** Started and posted five solo tackles...**(11/25) vs. SF:** Contributed one solo tackle...**(12/1) vs. NYG:** Recorded three tackles (two), one forced fumble and one pass defended...**(12/8) vs. KC:** Finished with two solo tackles...**(12/15) at Atl.:** Started and recorded three solo tackles...**(12/22) vs. Dal.:** Started and made two solo tackles...**(12/29) at NYG:** Posted two tackles and two passes defended.

COLLEGE: Started the final 35 of his 39 games at North Carolina State...Recorded 18 INTs for 293 yards in returns (16.3 avg.) and three TD...His 18 INTs tied John Talley of Duke (2003-2006) for third on the ACC's all-time list...His three INT-TDs are the most in school history and one shy of the ACC career-record of four...Recorded 169 tackles (139 solo) and two stops for loss in his career...Recovered one fumble, deflected 18 passes and gained 42 yards on a pair of kickoff returns...Won 12 of the 14 games in which he had at least one INT...As a junior in 2012, was named to the All-ACC second team, recording five INTs and a career-high 60 tackles (48) in 13 games started...As a sophomore in 2011, earned All-American and All-ACC honors as he set school and league season records with 13 INTs with 205 return yards, including two TDs...His 13 picks led the nation...Recipient of the Jack Tatum Award after the season, given annually to the nation's top defensive back...Named the College Football Performance Awards Defensive Back of the Year...The 13 INTs tied George Shaw of Oregon (1951) for the second-most INTs in major college history, one shy of Washington's Al Worley (14 in 1968)...Became just the third player in conference history to intercept at least 10 passes, (North Carolina's Dre Bly - 11 in 1996, and Maryland's Bob Sullivan - 10 in 1965)...In 2010, was one of just five true freshman to start a game for the Wolfpack, playing in 13 games with nine starts...Finished with 50 tackles (39) and one pass defended.

PERSONAL: Attended Dudley High School in Greensboro, N.C. ...Starred as a safety and running back...Received a four-star rating and was ranked as the nation's 16th-best safety and sixth-best overall prospect in the state of North Carolina by Rivals.com...Was also named to the 2009 NCPreps.com 4A All-State football team...As a junior, he recorded 60 tackles and nine INTs...In his senior campaign, produced 55 tackles and six picks...Also averaged 14 yards per punt return that season and excelled in the classroom, graduating with a 3.5 grade-point average...Was a sociology major...Participated in the Get the Ball Rolling Flag Football Experience with 120 middle school students at Redskins Park in 2014.

ADDITIONAL STATISTICS: Special teams tackles - 1 in 2013.

SINGLE-GAME HIGHS: TACKLES: Total - 8, 9/25/14 vs. NYG. Solo - 6, 9/25/14 vs. NYG. Interceptions - 1, two times; last: 11/3/13 vs. SD. Passes defended - 2, three times; last: 9/14/14 vs. Jax. Forced fumbles - 12/1/13 vs. NYG.



SUPPLEMENTAL BIOS

AMERSON

DAVID AMERSON'S CAREER STATISTICS

| Year | Team | GP | GS | TACKLES | | | | | INTERCEPTIONS | | | | | FUMBLES | | |
|--------|------------|----|----|---------|------|-------|-------|------|---------------|------|-----|----|----|---------|----|------|
| | | | | Total | Solo | Asst. | Sacks | Yds. | No. | Yds. | Lg. | TD | PD | FF | FR | Yds. |
| 2013 | Washington | 16 | 8 | 47 | 39 | 8 | 0.0 | 0.0 | 2 | 45 | 45t | 1 | 10 | 0 | 0 | 0 |
| 2014 | Washington | 15 | 15 | 61 | 52 | 9 | 0.0 | 0.0 | 0 | 0 | - | 0 | 7 | 0 | 0 | 0 |
| 2015 | Washington | 2 | 0 | 2 | 2 | 0 | 0.0 | 0.0 | 0 | 0 | - | 0 | 1 | 0 | 0 | 0 |
| Totals | | 33 | 23 | 110 | 93 | 17 | 0.0 | 0.0 | 2 | 45 | 45t | 1 | 18 | 0 | 0 | 0 |



SUPPLEMENTAL BIOS



WALT POWELL

WIDE RECEIVER | 6-0 | 190 | MURRAY STATE
ACQUIRED: FA-'15 | NFL EXP.: 2 | RAIDERS EXP.: 1
HOMETOWN: ST. LOUIS, MO.
BORN: 11/23/91

19

TRANSACTIONS: Selected by Arizona Cardinals in the sixth round (196th overall) of the 2014 NFL Draft...Waived by Cardinals, Aug. 31, 2014...Claimed via waivers by New York Jets, Sept. 1, 2014...Waived by Jets, Sept. 5, 2015...Signed by Jets to practice squad, Sept. 6, 2015...Released from practice squad by Jets, Oct. 5, 2015...Signed by Buffalo Bills to practice squad, Oct. 6, 2015...Signed by Oakland Raiders as a free agent, Oct. 17, 2015.

2014 (with NYJ): Saw action in four contests, primarily on special teams...Returned 12 punts for 48 yards and eight kickoffs for 233 yards...**(9/28) vs. Det.:** Made his NFL debut and returned four punts...**(10/16) at NE:** Established a career long with 62 kickoff return yards.

COLLEGE: Played four seasons at Murray State, Powell started 27 of 43 games, finishing second in school history with 208 receptions and setting MSU all-time records with 2,650 yards and 29 TDs...Posted 950 yards and one TD on 34 kickoff returns and 486 yards with three TDs on 35 punt returns (13.9 avg.)...Also added four rushing attempts for 42 yards, and as a gunner on special teams, he recorded 19 tackles and one forced fumble...Generated 4,128 all-purpose yards, an average of 96.0 yards per game...His 94 catches for 1,213 yards in 2012 set school single-season records, while his 13 TD catches in 2013 tied Billy Hess (1968) for second in Racers annals behind Terrance Tillman (14 in 1999)...Holds the school single-season (six in 2012) and career (10) records for most 100-yard receiving performances...His 208 receptions rank fifth and 2,650 receiving yards placed 10th in Ohio Valley Conference history...Was a finalist for the Walter Payton Award his senior year, given to the top player in the NCAA Football Championship Subdivision ranks...Played in 10 games and recorded 66 receptions for 837 yards and 13 TDs...His 13 TD catches tied for second on the school's single-season record list and were good for the eighth-best total nationally...Named to the College Sporting News Fabulous 50-All-Purpose squad and was an All-American first-team selection as an all-purpose player by The NFL Draft Report and the Associated Press after establishing new school single-season records for receptions and receiving yards as a junior...Appeared in all 11 games with 10 starts and finished the season with 94 catches for 1,213 yards and 10 TDs...Posted a school-record six 100-yard receiving performances, including four straight...One of the most dangerous return men in the FCS, returned 19 punts for 301 yards and two TDs and 23 kickoffs for 604 yards...Played in 11 games as a sophomore and finished the year with 45 receptions for a team-high 584 yards and five TDs...Caught at least three passes in 10-of-11 games...Appeared in 11 games, registering three catches for 16 yards and one TD as a freshman...Majored in advertising.

PERSONAL: Attended Hazelwood (Mo.) East High School where he lettered twice while playing for former All-Pro LB Mike Jones, who became a Super Bowl hero for the Rams when he made the game-saving tackle of Kevin Dyson at the Rams 1-yard line on the final play of Super Bowl XXXIV...Earned first-team All-State, all-metro and all-conference honors in leading the Spartans to a district championship as a senior when he finished the year with 45 receptions for 983 yards and 16 TDs...Garnered honorable mention all-conference honors on special teams in helping the Spartans capture the 5A state championship as a junior...Brother, Brandon Williams, was an All-Big Ten wide receiver for Wisconsin and was selected in the third round of the 2006 NFL Draft by San Francisco...Also lettered in track, where he was a two-time All-State selection in the 300m hurdles.

WALT POWELL'S CAREER STATISTICS

| Year | Team | GP | GS | RECEIVING | | | | | RUSHING | | | | | TOTAL OFFENSE |
|-----------------|---------|----------|------------|-------------|--------------|----------|-----------|----------|-----------|------------|-----------|----------|----------|---------------|
| | | | | Rec. | Yds. | Avg. | Lg. | TD | Att. | Yds. | Avg. | Lg. | TD | |
| 2014 | NY Jets | 4 | 0 | 0 | 0 | - | - | 0 | 0 | 0 | - | - | 0 | 0 |
| Totals | | 4 | 0 | 0 | 0 | - | - | 0 | 0 | 0 | - | - | 0 | 0 |
| RETURNS | | | | | | | | | | | | | | |
| KICKOFF RETURNS | | | | | PUNT RETURNS | | | | | | | | | |
| Year | Team | Ret. | Yds. | Avg. | Lg. | TD | Ret. | FC | Yds. | Avg. | Lg. | TD | | |
| 2014 | NY Jets | 8 | 233 | 29.1 | 62 | 0 | 12 | 2 | 48 | 4.0 | 15 | 0 | | |
| Totals | | 8 | 233 | 29.1 | 62 | 0 | 12 | 2 | 48 | 4.0 | 15 | 0 | | |



SUPPLEMENTAL BIOS



ALDON SMITH

99

LINEBACKER | 6-4 | 265 | MISSOURI
ACQUIRED: FA-'15 | NFL EXP.: 5 | RAIDERS EXP.: 1
HOMETOWN: RAYTOWN, MO.
BORN: 09/25/89

TRANSACTIONS: Selected by San Francisco 49ers in the first round (7th overall) of the 2011 NFL Draft, April 28, 2011...Released by 49ers, Aug. 7, 2015...Signed by Oakland Raiders as a free agent, Sept. 11, 2015.

CAREER: Pass-rushing linebacker joined the Raiders following four seasons with the San Francisco 49ers...Posted 33.5 sacks in his first two NFL seasons, the most by a player in their first two years in NFL history and are the most by any player in consecutive seasons in 49ers history...From 2011-14, his 44 career sacks were eighth most in the NFL during that span...Reached 30.5 sacks in just 27 games, marking the least amount of games for any player in NFL history to hit the 30-sack plateau...His 19.5 sacks in 2012 led the NFC and set a San Francisco single-season record...In 2012, was named a first-team All-Pro selection by the Associated Press, Pro Football Writers of America, and The Sporting News to go along with a Pro Bowl selection...Also was named the Defensive Player of the Month in November 2012...Named the Pro Football Writers of America's Defensive Rookie of the Year in 2011...Earned NFL Defensive Rookie of the Month honors in October and December/January 2011...Career totals include 50 games played with 30 starts, 192 tackles (141 solo), 44 sacks, five forced fumbles, one fumble recovery, one INT and five passes defended.

2014 (with SF): Played in seven games with six starts, totaling 21 tackles (13 solo), and two sacks...Spent the first nine games on the reserve/suspended list...**(11/23) vs. Was.:** In his first start of the season, registered four tackles (three) and two sacks.

2013 (with SF): Appeared in 11 games, starting eight...Spent five weeks on the reserve/NFI list...Recorded 44 tackles (31 solo) and 8.5 sacks...Added 14 tackles (10 solo), 3.5 sacks, one forced fumble and one fumble recovery in three postseason starts...**(9/15) at Sea.:** Posted nine tackles (six) and two sacks...**(9/22) vs. Ind.:** Notched one sack, giving him 4.5 sacks through the team's first three games...**(11/25) at Was.:** Recorded six tackles (four solo) and two sacks in the victory...**(12/15) at TB:** Posted four tackles at two sacks in the win...**Postseason: (1/5/14) at GB:** Notched four tackles and 1.5 sacks in the Wild Card victory...**(1/19/14) at Sea.:** Registered seven tackles (five), two sacks, one forced fumble and one fumble recovery in the NFC Championship Game.

2012 (with SF): Started all 16 games for the first time in his career, posting career highs in tackles (83), sacks (19.5), forced fumbles (three) and INTs (one)...Named a first-team All-Pro selection by the Associated Press, Pro Football Writers of America, and The Sporting News...Selected to his first Pro Bowl as a starter...Also was named the Defensive Player of the Month in November 2012, tallying nine sacks in just three games...Named the NFL's Defensive Player of the Week after recording 5.5 sacks vs. Chicago on Nov. 19...Finished second in the NFL (J.J. Watt) and first in the NFC with 19.5 sacks...Set a new 49ers franchise record for sacks...Tied a franchise record with at least one sack in seven consecutive games (Oct. 18 - Dec. 9)...**(9/16) vs. Det.:** Posted nine tackles (six solo) and 1.5 sacks...**(9/30) at NYJ:** Recorded six tackles (five), two sacks and one forced fumble in the victory...**(10/29) at Ari.:** Notched six tackles and two sacks...**(11/11) vs. StL.:** Totaled a career-high 12 tackles (eight) and two sacks...**(11/19) vs. Chi.:** Enjoyed a career night on Monday Night Football, posting a career-high 5.5 sacks and two forced fumbles...The 5.5 sacks are the most in Monday Night Football history...**(11/25) at NO:** Notched five tackles and 1.5 sacks...**(12/9) vs. Mia.:** Recorded six tackles and two sacks...**Postseason: (1/12/12) vs. GB:** Totaled three tackles and one forced fumble in the Divisional Round victory...**Super Bowl XLVII (2/3/13) vs. Bal.:** Recorded four tackles.

2011 (with SF): Played in all 16 games, totaling 44 tackles (34 solo), 14 sacks, two forced fumbles, one fumble recovery and four passes defended...Named the Pro Football Writers of America's Defensive Rookie of the Year in 2011...Earned NFL Defensive Rookie of the Month honors in October and December/January 2011...Named Pepsi NFL Rookie of the Week honors in Week 5 and 6...Led the team with 14 sacks, which set a franchise rookie record and led all rookies...Sack totaled ranked tied for fifth in the NFL...His 14 sacks were the second most by a rookie since 1982...**(10/2) at Phi.:** Posted five tackles and his first 1.5 sacks in the victory...**(10/9) vs. TB:** Posted three tackles and two sacks...**(10/16) at Det.:** Recorded a season-high seven tackles (four) two sacks, one forced fumble and one pass defended in the victory...**(12/4) vs. StL.:** Notched four tackles (three) and two sacks and one fumble recovery in the victory...**(12/19) vs. Pit.:** Recorded five tackles and 2.5 sacks...**Postseason: (1/16/12) vs. NO:** Notched three tackles and one sack in the Divisional Round victory...**(1/22/12) vs. NYG:** Recorded three tackles and one sack in the NFC Championship Game.

COLLEGE: Played in 23 games with 21 starts over two seasons at Missouri...Totaled 112 tackles, 17 sacks, two forced fumbles, one fumble recovery, one INT and seven passes defended...His 17 sacks ranked tied for sixth in school history...Set the school's single-season with 11.5 in 2009...Started all 10 games he played in 2010, despite being slowed by injury...Earned a first-team All-Big 12 selection, as well as Missouri's Defensive Lineman of the Year Award...Posted 48 tackles, 5.5 sacks, and one forced fumble...As a freshman in 2009, was a Freshman All-American selection by the Football Writers Association of America and named Big 12 Defensive Freshman of the Year and Defensive Newcomer of the Year...Also won Missouri's Defensive Lineman of the Year and Freshman of the Year...Played in 13 games with 11 starts, notching 64 tackles, 11.5 sacks, one forced fumble, one fumble recovery and five passes defended...Redshirted as a true freshman in 2008...Majored in sociology.



SUPPLEMENTAL BIOS

SMITH

PERSONAL: Attended Raytown (Mo.) Senior High School and was a first-team all-state selection and recipient of the Raytown's Defensive Most Valuable Players Award...Also a finalist for the Junious "Buck" Buchanan Memorial Award for the most outstanding player from the states of Missouri and Kansas...As a senior and team captain in 2007, registered 60 tackles and 12 sacks, while adding seven forced fumbles...Added 34 receptions for 570 yards and 4 TDs as a tight end on offense...Earned first-team All-Conference honors in basketball as he helped his team to a 27-1 record...During the 2012 season, he pledged \$5,099 for each sack earned to be split between the Boys and Girls Clubs of the Peninsula and the Boys and Girls Clubs of San Francisco...As a product of the Boys and Girls Clubs himself growing up, his 19.5 total sacks resulted in a donation of \$99,432 to help support the children and teens in the community.

ADDITIONAL STATISTICS: Special teams tackles - 1 in 2011.

SINGLE-GAME HIGHS: TACKLES: Total - 12, 11/11/12 vs. StL. Solo - 8, 11/11/12 vs. StL. Sacks - 5.5, 11/19/12 vs. Chi. Forced fumbles - 2, 11/19/12 vs. Chi. Fumble recoveries - 1, 11/20/11 vs. Ari. Interceptions - 1, 12/16/12 at NE. Passes defended - 1, five times; last: 12/16/12 at NE.

ALDON SMITH'S CAREER STATISTICS

| Year | Team | GP | GS | TACKLES | | | | | INTERCEPTIONS | | | | | FUMBLES | | |
|-------------------|---------------|-----------|-----------|------------|------------|-----------|-------------|--------------|---------------|----------|----------|----------|----------|----------|----------|----------|
| | | | | Total | Solo | Asst. | Sacks | Yds. | No. | Yds. | Lg. | TD | PD | FF | FR | Yds. |
| 2011 | San Francisco | 16 | 0 | 44 | 34 | 10 | 14.0 | 104.5 | 0 | 0 | - | 0 | 4 | 2 | 1 | 0 |
| 2012 | San Francisco | 16 | 16 | 83 | 63 | 20 | 19.5 | 144.5 | 1 | 6 | 6 | 0 | 1 | 3 | 0 | 0 |
| 2013 | San Francisco | 11 | 8 | 44 | 31 | 13 | 8.5 | 48.5 | 0 | 0 | - | 0 | 0 | 0 | 0 | 0 |
| 2014 | San Francisco | 7 | 6 | 21 | 13 | 8 | 2.0 | 16.0 | 0 | 0 | - | 0 | 0 | 0 | 0 | 0 |
| Totals | | 50 | 30 | 192 | 141 | 51 | 44.0 | 313.5 | 1 | 6 | 6 | 0 | 5 | 5 | 1 | 0 |
| POSTSEASON | | | | | | | | | | | | | | | | |
| 2011 | San Francisco | 2 | 0 | 6 | 5 | 1 | 2.0 | 16.0 | 0 | 0 | - | 0 | 0 | 0 | 0 | 0 |
| 2012 | San Francisco | 3 | 3 | 11 | 8 | 3 | 0.0 | 0.0 | 0 | 0 | - | 0 | 0 | 1 | 1 | 0 |
| 2013 | San Francisco | 3 | 3 | 14 | 10 | 4 | 3.5 | 15.0 | 0 | 0 | - | 0 | 0 | 1 | 1 | 0 |
| Totals | | 8 | 6 | 31 | 23 | 8 | 5.5 | 31.0 | 0 | 0 | - | 0 | 0 | 2 | 2 | 0 |



GAME SUMMARIES



WEEK 1



CINCINNATI BENGALS 33 OAKLAND RAIDERS 13

Sept. 13, 2015 | O.co Coliseum | 54,500

| Team | 1 | 2 | 3 | 4 | Final |
|------------|---|----|---|----|-------|
| Cincinnati | 7 | 17 | 9 | 0 | 33 |
| Oakland | 0 | 0 | 0 | 13 | 13 |

SCORING SUMMARY

| Team | Qtr. | Time | Play Description | Visitor | Home |
|---------|------|------|--|---------|------|
| Bengals | 1 | 7:15 | J.Hill 3 yd. run (M.Nugent kick) (11-59, 6:18) | 7 | 0 |
| Bengals | 2 | 9:29 | M.Nugent 32 yd. Field Goal (9-78, 4:05) | 10 | 0 |
| Bengals | 2 | 2:21 | J.Hill 2 yd. run (M.Nugent kick) (6-44, 3:00) | 17 | 0 |
| Bengals | 2 | 0:07 | T.Eifert 13 yd. pass from A.Dalton (M.Nugent kick) (6-61, 0:56) | 24 | 0 |
| Bengals | 3 | 3:42 | T.Eifert 8 yd. pass from A.Dalton (kick blocked) (8-85, 4:08) | 30 | 0 |
| Bengals | 3 | 1:25 | M.Nugent 35 yd. Field Goal (4-0, 1:25) | 33 | 0 |
| Raiders | 4 | 7:55 | M.Reece 11 yd. pass from M.McGloin (S.Janikowski kick) (11-59, 4:41) | 33 | 7 |
| Raiders | 4 | 2:13 | M.Reece 9 yd. pass from M.McGloin (pass failed) (8-55, 3:04) | 33 | 13 |

TEAM STATS

| | Bengals | Raiders |
|--------------------|---------|---------|
| First Downs | 22 | 16 |
| Time of Possession | 32:32 | 27:28 |
| Net Yards Rushing | 127 | 63 |
| Net Yards Passing | 269 | 183 |
| Total Net Yards | 396 | 246 |
| Penalties/Yards | 6-50 | 5-32 |
| Fumbles/Lost | 0-0 | 2-1 |

INDIVIDUAL STATS

PASSING

Cin.: A.Dalton 25-34-269 (2 TD, 0 INT)
Oak.: D.Carr 7-12-61 (0 TD, 0 INT), M.McGloin 23-31-142 (2 TD, 1 INT)

RUSHING

Cin.: J.Hill 19-63 (2 TD), G.Bernard 8-63, A.Dalton 4-1
Oak.: L.Murray 11-44, D.Carr 1-8, J.Olawale 1-6, Jones 3-5

RECEIVING

Cin.: T.Eifert 9-104 (2 TD), G.Bernard 6-25, A.Green 5-63, M.Sanu 2-34, M.Jones 2-19, R.Burkhead 1-24
Oak.: L.Murray 7-36, A.Cooper 5-47, M.Crabtree 5-37, M.Reece 3-26 (2 TD), J.Olawale 3-19, S.Roberts 3-12, Jones 1-13, R. Streater 1-8, M.Rivera 1-4, Walford 1-1

INTERCEPTIONS

Cin.: R.Nelson 1-0
Oak.: None

SACKS

Cin.: G.Atkins 1-14, C.Dunlap 1-6
Oak.: None

PUNTING

Cin.: K.Huber 5-219 (43.8)
Oak.: M. King 6-260 (43.3)

PUNT RETURNS

Cin.: A.Jones 2-23 (11.5), B.Tate 0-0 (0.0)
Oak.: T. Carrie 3-27 (9.0)

KICKOFF RETURNS

Cin.: B.Tate 2-14 (7.0)
Oak.: Jones 2-61 (30.5), L.Smith 1-8 (8.0)



WEEK 2



BALTIMORE RAVENS 33 OAKLAND RAIDERS 37

Sept. 20, 2015 | O.co Coliseum | 53,500

| Team | 1 | 2 | 3 | 4 | Final |
|-----------|----|----|----|----|-------|
| Baltimore | 10 | 10 | 0 | 13 | 33 |
| Oakland | 10 | 10 | 10 | 7 | 37 |

SCORING SUMMARY

| Team | Qtr. | Time | Play Description | Visitor | Home |
|---------|------|-------|---|---------|------|
| Raiders | 1 | 12:49 | A.Cooper 68 yd. pass from D.Carr (S.Janikowski kick) (6-80, 2:11) | 0 | 7 |
| Raiders | 1 | 11:44 | S.Janikowski 23 yd. Field Goal (4-24, 0:58) | 0 | 10 |
| Ravens | 1 | 7:41 | J.Tucker 22 yd. Field Goal (10-66, 4:03) | 3 | 10 |
| Ravens | 1 | 0:00 | C.Gillmore 26 yd. pass from J.Flacco (J.Tucker kick) (6-80, 2:59) | 10 | 10 |
| Raiders | 2 | 12:52 | L.Murray 1 yd. run (S.Janikowski kick) (5-80, 2:08) | 10 | 17 |
| Ravens | 2 | 7:44 | C.Gillmore 9 yd. pass from J.Flacco (J.Tucker kick) (9-80, 5:08) | 17 | 17 |
| Raiders | 2 | 2:00 | S.Janikowski 46 yd. Field Goal (10-52, 5:44) | 17 | 20 |
| Ravens | 2 | 0:00 | J.Tucker 21 yd. Field Goal (10-77, 2:00) | 20 | 20 |
| Raiders | 3 | 8:44 | S.Janikowski 48 yd. Field Goal (10-45, 4:10) | 20 | 23 |
| Raiders | 3 | 2:12 | M.Crabtree 29 yd. pass from D.Carr (S.Janikowski kick) (9-84, 4:24) | 20 | 30 |
| Ravens | 4 | 13:37 | J.Tucker 37 yd. Field Goal (10-61, 3:35) | 23 | 30 |
| Ravens | 4 | 7:03 | L.Taliaferro 7 yd. run (J.Tucker kick) (11-93, 5:30) | 30 | 30 |
| Ravens | 4 | 2:10 | J.Tucker 31 yd. Field Goal (8-24, 2:44) | 33 | 30 |
| Raiders | 4 | 0:26 | S.Roberts 12 yd. pass from D.Carr (S.Janikowski kick) (9-80, 1:44) | 33 | 37 |

TEAM STATS

| | Ravens | Raiders |
|--------------------|--------|---------|
| First Downs | 29 | 27 |
| Time of Possession | 30:27 | 29:33 |
| Net Yards Rushing | 109 | 97 |
| Net Yards Passing | 384 | 351 |
| Total Net Yards | 493 | 448 |
| Penalties/Yards | 10-109 | 16-106 |
| Fumbles/Lost | 1-1 | 0-0 |

INDIVIDUAL STATS

PASSING

Bal.: J.Flacco 32-45-384 (2 TD, 1 INT)
Oak.: D.Carr 30-46-351 (3 TD, 1 INT)

RUSHING

Bal.: J.Forsett 15-68, L.Taliaferro 7-34 (TD), J.Allen 1-5, J.Flacco 2-2
Oak.: L.Murray 15-65 (TD), D.Carr 2-23, T.Jones 2-9

RECEIVING

Bal.: S.Smith 10-150, K.Aiken 5-89, C.Gillmore 5-88 (2 TD), J.Forsett 4-12, L.Taliaferro 3-12, M.Brown 2-12, K.Juszczyk 1-11, M.Williams 1-8, J.Allen 1-2
Oak.: M.Crabtree 9-111, A.Cooper 7-109, A.Holmes 3-50, L.Murray 3-22, M.Rivera 3-15, M.Reece 1-16, S.Roberts 1-12 (TD), L.Smith 1-6, T.Jones 1-6, C.Walford 1-4

INTERCEPTIONS

Bal.: W.Hill 1-25
Oak.: N.Thorpe 1-(-12)

SACKS

Bal.: J.Smith 1-0
Oak.: None

PUNTING

Bal.: S.Koch 2-92 (46.0)
Oak.: M. King 2-118 (59.0)

PUNT RETURNS

Bal.: None
Oak.: T. Carrie 2-5 (2.5)

KICKOFF RETURNS

Bal.: M.Campanaro 1-29 (29.0)
Oak.: None



GAME SUMMARIES



WEEK 3



OAKLAND RAIDERS 27 CLEVELAND BROWNS 20

Sept. 27, 2015 | FirstEnergy Stadium | 67,431

| Team | 1 | 2 | 3 | 4 | Final |
|-----------|---|----|---|----|-------|
| Oakland | 3 | 14 | 3 | 7 | 27 |
| Cleveland | 0 | 3 | 7 | 10 | 20 |

SCORING SUMMARY

| Team | Qtr. | Time | Play Description | Visitor | Home |
|---------|------|-------|--|---------|------|
| Raiders | 1 | 8:33 | S.Janikowski 23 yd. Field Goal (13-72, 6:27) | 3 | 0 |
| Raiders | 2 | 6:46 | A.Holmes 3 yd. pass from D.Carr (S.Janikowski kick) (11-80, 5:27) | 10 | 0 |
| Browns | 2 | 1:44 | T.Coons 24 yd. Field Goal (13-74, 5:02) | 10 | 3 |
| Raiders | 2 | 0:18 | S.Roberts 13 yd. pass from D.Carr (S.Janikowski kick) (5-70, 1:26) | 17 | 3 |
| Raiders | 3 | 9:25 | S.Janikowski 35 yd. Field Goal (9-76, 3:59) | 20 | 3 |
| Browns | 3 | 3:32 | G.Barnidge 28 yd. pass from J.McCown (T.Coons kick) (13-80, 5:53) | 20 | 10 |
| Raiders | 4 | 14:30 | L.Murray 6 yd. run (S.Janikowski kick) (7-80, 4:02) | 27 | 10 |
| Browns | 4 | 10:57 | T.Coons 41 yd. Field Goal (9-57, 3:33) 27 13 | | |
| Browns | 4 | 6:28 | T.Benjamin 4 yd. pass from J.McCown (T.Coons kick) (6-44, 1:58) | 27 | 20 |

TEAM STATS

| | Raiders | Browns |
|--------------------|---------|--------|
| First Downs | 19 | 21 |
| Time of Possession | 32:29 | 27:31 |
| Net Yards Rushing | 155 | 39 |
| Net Yards Passing | 314 | 316 |
| Total Net Yards | 469 | 355 |
| Penalties/Yards | 12-85 | 6-50 |
| Fumbles/Lost | 1-1 | 2-1 |

INDIVIDUAL STATS

PASSING

Oak.: D.Carr 20-32-314 (2 TD, 0 INT)
Cle.: J.McCown 28-49-341 (2 TD, 1 INT)

RUSHING

Oak.: L.Murray 26-139 (TD), T.Jones 2-16, M.Reece 1-1, D.Carr 1-[-1]
Cle.: I.Crowell 10-36, D.Johnson 4-3

RECEIVING

Oak.: A.Cooper 8-134, M.Crabtree 4-36, S.Roberts 3-56 (TD), M.Reece 1-55, R.Helu 1-12, L.Murray 1-12, L.Smith 1-8, A.Holmes 1-3 (TD)
Cle.: G.Barnidge 6-105 (TD), D.Johnson 6-32, B.Hartline 5-96, T.Benjamin 4-45 (TD), T.Gabriel 3-28, A.Hawkins 2-18, M.Moore 1-15, S.Draughn 1-2

INTERCEPTIONS

Oak.: C.Woodson 1-0
Cle.: None

SACKS

Oak.: M.Smith 1-5, K.Mack 2-11, N.Ball 1-6, R.Armstrong 1-3
Cle.: None

PUNTING

Oak.: M.King 4-157 (39.3)
Cle.: A.Lee 4-211 (52.8)

PUNT RETURNS

Oak.: A.Cooper 2-0, T.Carrie 1-6
Cle.: T.Benjamin 3-9

KICKOFF RETURNS

Oak.: T.Jones 2-60
Cle.: S.Draughn 1-19



WEEK 4



OAKLAND RAIDERS 20 CHICAGO BEARS 22

Oct. 4, 2015 | Soldier Field | 62,409

| Team | 1 | 2 | 3 | 4 | Final |
|---------|---|----|---|---|-------|
| Oakland | 0 | 14 | 3 | 3 | 20 |
| Chicago | 6 | 10 | 0 | 6 | 22 |

SCORING SUMMARY

| Team | Qtr. | Time | Play Description | Visitor | Home |
|---------|------|-------|---|---------|------|
| Bears | 1 | 10:57 | E.Royal 7 yd. pass from J.Cutler (kick blocked) (8-80, 4:03) | 0 | 6 |
| Raiders | 2 | 11:10 | A.Cooper 26 yd. pass from D.Carr (S.Janikowski kick) (7-51, 3:38) | 7 | 6 |
| Raiders | 2 | 7:12 | R.Helu 4 yd. pass from D.Carr (S.Janikowski kick) (3-25, 1:05) | 14 | 6 |
| Bears | 2 | 3:30 | M.Bennett 5 yd. pass from J.Cutler (R.Gould kick) (7-80, 3:42) | 14 | 13 |
| Bears | 2 | 1:26 | R.Gould 19 yd. Field Goal (6-14, 1:52) | 14 | 16 |
| Raiders | 3 | 10:53 | S.Janikowski 29 yd. Field Goal (7-35, 2:28) | 17 | 16 |
| Bears | 4 | 13:01 | R.Gould 54 yd. Field Goal (10-54, 5:01) | 17 | 19 |
| Raiders | 4 | 2:05 | S.Janikowski 41 yd. Field Goal (11-68, 4:36) | 20 | 19 |
| Bears | 4 | 0:02 | R.Gould 49 yd. Field Goal (12-48, 2:03) | 20 | 22 |

TEAM STATS

| | Raiders | Bears |
|--------------------|---------|-------|
| First Downs | 16 | 23 |
| Time of Possession | 26:38 | 33:22 |
| Net Yards Rushing | 70 | 98 |
| Net Yards Passing | 173 | 273 |
| Total Net Yards | 243 | 371 |
| Penalties/Yards | 5-47 | 7-48 |
| Fumbles/Lost | 1-1 | 3-2 |

INDIVIDUAL STATS

PASSING

Oak.: D.Carr 20-33-196 (2 TD, 1 INT)
Chi.: J.Cutler 28-43-281 (2 TD, 1 INT)

RUSHING

Oak.: L.Murray 16-49, R.Helu 5-22, J.Olawale 1-[-1]
Chi.: M.Forte 25-91, J.Langford 1-4, J.Rodgers 2-3, J.Cutler 1-0

RECEIVING

Oak.: M.Crabtree 5-80, A.Cooper 4-49, L.Murray 3-12, M.Reece 2-16, L.Smith 2-14, R.Helu 2-13, M.Rivera 2-12
Chi.: M.Bennett 11-83, E.Royal 7-54, M.Wilson 6-80, M.Forte 4-64

INTERCEPTIONS

Oak.: C.Woodson 1-11
Chi.: P.McPhee 1-13

SACKS

Oak.: A.Smith 1-5, K.Mack 1-1, J.Tuck 1-2
Chi.: J.Jenkins 1-8, E.Goldman 1-15

PUNTING

Oak.: M.King 5-242 (48.4)
Chi.: S.Lanning 3-136 (45.3)

PUNT RETURNS

Oak.: T.Carrie 2-22, A.Cooper 1-7
Chi.: M.Mariani 2-17

KICKOFF RETURNS

Oak.: R.Helu 3-58
Chi.: M.Mariani 1-21



GAME SUMMARIES



WEEK 5



DENVER BRONCOS 16 OAKLAND RAIDERS 10

Oct. 11, 2015 | O.co Coliseum | 54,500

| Team | 1 | 2 | 3 | 4 | Final |
|---------|---|---|---|---|-------|
| Denver | 0 | 3 | 6 | 7 | 16 |
| Oakland | 0 | 7 | 0 | 3 | 10 |

SCORING SUMMARY

| Team | Qtr. | Time | Play Description | Visitor | Home |
|---------|------|-------|---|---------|------|
| Broncos | 2 | 14:19 | B.McManus 25 yd. Field Goal (8-65, 3:24) | 3 | 0 |
| Raiders | 2 | 9:37 | M.Reece 3 yd. pass from D.Carr (S.Janikowski kick) (8-80, 4:42) | 3 | 7 |
| Broncos | 3 | 11:25 | B.McManus 20 yd. Field Goal (5-14, 1:56) | 6 | 7 |
| Broncos | 3 | 6:29 | B.McManus 52 yd. Field Goal (6-43, 3:20) | 9 | 7 |
| Broncos | 4 | 6:53 | C.Harris 74 yd. interception return (B.McManus kick) | 16 | 7 |
| Raiders | 4 | 1:40 | S.Janikowski 50 yd. Field Goal (1-48, 0:12) | 16 | 10 |

TEAM STATS

| | Broncos | Raiders |
|--------------------|---------|---------|
| First Downs | 15 | 20 |
| Time of Possession | 25:51 | 34:09 |
| Net Yards Rushing | 43 | 65 |
| Net Yards Passing | 254 | 223 |
| Total Net Yards | 297 | 288 |
| Penalties/Yards | 6-103 | 6-41 |
| Fumbles/Lost | 0-0 | 3-2 |

INDIVIDUAL STATS

PASSING

Den.: P.Manning 22-35 (2 INT)
Oak.: D.Carr 26-39 (TD, INT)

RUSHING

Den.: C.Anderson 11-22, R.Hillman 7-21
Oak.: L.Murray 13-39, J.Olawale 6-13, R.Helu 3-6, M.Reece 1-6, A.Cooper 1-2, D.Carr 1-(-1)

RECEIVING

Den.: E.Sanders 9-111, D.Thomas 5-55, B.Fowler 2-46, C.Anderson 2-18, J.Norwood 2-15, J.Thompson 1-16, R.Hillman 1-5
Oak.: M.Reece 7-49 (TD), M.Crabtree 4-54, A.Cooper 4-47, M.Rivera 3-33, L.Murray 3-18, R.Helu 3-12, C.Walford 1-33, D.Penn 1-3

INTERCEPTIONS

Den.: C.Harris 1-74 (TD)
Oak.: C.Woodson 2-11

SACKS

Den.: M.Jackson 1-5, S.Barrett 1-7, V.Miller 1-7, S.Ray 1-7
Oak.: M.Edwards 0.5-2, A.Smith 0.5-2, M.Smith 1-8

PUNTING

Den.: B.Colquitt 5-211 (42.2), B.McManus 1-41 (41.0)
Oak.: M. King 4-207 (51.8)


PUNT RETURNS

Den.: E.Sanders 1-4
Oak.: A.Cooper 1-18

KICKOFF RETURNS

Den.: O.Bolden 2-54
Oak.: R.Helu 1-27, M.Reece 1-18

| RAIDERS | NO | NAME | POS |
|----------------|----|--------------------------|-------|
| | 4 | Derek Carr | QB |
| | 7 | Marquette King | P |
| | 10 | Seth Roberts | WR |
| | 11 | Sebastian Janikowski...K | |
| | 14 | Matt McGloin | QB |
| | 15 | Michael Crabtree | WR |
| | 18 | Andre Holmes | WR |
| | 21 | Dexter McDonald | CB |
| | 22 | Taiwan Jones | RB |
| | 24 | Charles Woodson | S |
| | 25 | DJ Hayden | CB |
| | 26 | Roy Helu, Jr. | RB |
| | 27 | Taylor Mays | S |
| | 28 | Lataavius Murray | RB |
| | 29 | David Amerson | CB |
| | 31 | Neiko Thorpe | CB |
| | 32 | Keenan Lambert | S |
| | 38 | TJ Carrie | CB |
| | 39 | Keith McGill | CB |
| | 42 | Larry Asante | S |
| | 45 | Marcel Reece | FB |
| | 49 | Jamize Olawale ... | FB/RB |
| | 50 | Curtis Lofton | LB |
| | 51 | Ben Heeney | LB |
| | 52 | Khalil Mack..... | DE |
| | 53 | Malcolm Smith..... | LB |
| | 56 | Lorenzo Alexander | LB |
| | 57 | Ray-Ray Armstrong ... | LB |
| | 58 | Neiron Ball | LB |
| | 59 | Jon Condo | LS |
| | 61 | Rodney Hudson | C |
| | 66 | Gabe Jackson | G |
| | 68 | Jon Feliciano | G/C |
| | 69 | Khalif Barnes..... | T/G |
| | 70 | Tony Bergstrom | C/G |
| | 72 | Donald Penn..... | T |
| | 73 | Matt McCants | T/G |
| | 76 | J'Marcus Webb | G/T |
| | 77 | Austin Howard | T |
| | 78 | Justin Ellis | DT |
| | 80 | Rod Streater | WR |
| | 81 | Mychal Rivera | TE |
| | 86 | Lee Smith | TE |
| | 88 | Clive Walford | TE |
| | 89 | Amari Cooper | WR |
| | 90 | Dan Williams | DT |
| | 91 | Justin Tuck..... | DE |
| | 92 | Stacy McGee | DT |
| | 95 | Benson Mayowa | DE |
| | 96 | Denico Autry | DL |
| | 97 | Mario Edwards Jr | DE |
| | 98 | C.J. Wilson | DL |
| | 99 | Aldon Smith | LB |



OAKLAND RAIDERS (2-2)

VS.

DENVER BRONCOS (4-0)

SUNDAY, OCT. 11, 2015 - 1:25 P.M. - O.co COLISEUM



| BRONCOS | NO | NAME | POS |
|----------------|----|-------------------------|-------|
| | 4 | Britton Colquitt | P |
| | 8 | Brandon McManus | K |
| | 10 | Emmanuel Sanders . | WR |
| | 11 | Jordan Norwood | WR |
| | 12 | Andre Caldwell..... | WR |
| | 13 | Trevor Siemian | QB |
| | 14 | Cody Latimer | WR |
| | 16 | Bennie Fowler | WR |
| | 17 | Brock Osweiler | QB |
| | 18 | Peyton Manning..... | QB |
| | 21 | Aqib Talib | CB |
| | 22 | C.J. Anderson | RB |
| | 23 | Ronnie Hillman..... | RB |
| | 25 | Chris Harris Jr. | CB |
| | 26 | Darian Stewart | S |
| | 29 | Bradley Roby | CB |
| | 30 | David Bruton Jr. | S |
| | 31 | Omar Bolden | S |
| | 36 | Kayvon Webster | CB |
| | 37 | Lorenzo Doss | CB |
| | 40 | Juwan Thompson | RB |
| | 43 | T.J. Ward | S |
| | 46 | Aaron Brewer | LS |
| | 48 | Shaquil Barrett | OLB |
| | 51 | Todd Davis..... | ILB |
| | 52 | Corey Nelson | ILB |
| | 53 | James Ferentz | C |
| | 54 | Brandon Marshall | ILB |
| | 55 | Lerentee McCray | OLB |
| | 56 | Shane Ray | OLB |
| | 58 | Von Miller | OLB |
| | 59 | Danny Trevathan | ILB |
| | 61 | Matt Paradis..... | C |
| | 64 | Shelley Smith | G |
| | 65 | Louis Vasquez..... | G |
| | 68 | Ryan Harris..... | T |
| | 69 | Evan Mathis | G |
| | 73 | Max Garcia | C/G |
| | 74 | Ty Sambrailo..... | T |
| | 76 | Tyler Polumbus | T |
| | 79 | Michael Schofield..... | T |
| | 80 | James Casey | TE/FB |
| | 81 | Owen Daniels | TE |
| | 84 | Mitchell Henry | TE |
| | 85 | Virgil Green | TE |
| | 88 | Demaryius Thomas . | WR |
| | 90 | Antonio Smith | DE |
| | 91 | Kenny Anunike | DE |
| | 92 | Sylvester Williams | NT |
| | 94 | DeMarcus Ware | OLB |
| | 95 | Derek Wolfe | DE |
| | 96 | Vance Walker | DE |
| | 97 | Malik Jackson | DE |
| | 98 | Darius Kilgo | NT |

| RAIDERS OFFENSE | | | | | |
|------------------------|----|---------------------|----|----------------------|-------------------------|
| WR | 15 | Michael Crabtree | 10 | Seth Roberts | |
| LT | 72 | Donald Penn | 69 | Khalif Barnes | |
| LG | 66 | Gabe Jackson | 68 | <u>Jon Feliciano</u> | |
| C | 61 | Rodney Hudson | 70 | Tony Bergstrom | |
| RG | 76 | J'Marcus Webb | 68 | <u>Jon Feliciano</u> | |
| RT | 77 | Austin Howard | 73 | Matt McCants | |
| TE | 86 | Lee Smith | 81 | Mychal Rivera | 88 <u>Clive Walford</u> |
| WR | 89 | <u>Amari Cooper</u> | 80 | Rod Streater | 18 Andre Holmes |
| QB | 4 | Derek Carr | 14 | Matt McGloin | |
| RB | 28 | Lataavius Murray | 22 | Taiwan Jones | 26 Roy Helu, Jr. |
| FB | 45 | Marcel Reece | 49 | Jamize Olawale | |

| BRONCOS DEFENSE | | | | | |
|------------------------|----|--------------------|----|---------------------|------------------------|
| DE | 95 | Derek Wolfe | 96 | Vance Walker | |
| NT | 92 | Sylvester Williams | 98 | <u>Darius Kilgo</u> | |
| DE | 97 | Malik Jackson | 90 | Antonio Smith | 91 Kenny Anunike |
| SLB | 58 | Von Miller | 48 | Shaquil Barrett | 55 Lerentee McCray |
| WLB | 94 | DeMarcus Ware | 56 | <u>Shane Ray</u> | |
| ILB | 54 | Brandon Marshall | 51 | Todd Davis | |
| ILB | 59 | Danny Trevathan | 52 | Corey Nelson | |
| LCB | 21 | Aqib Talib | 36 | Kayvon Webster | 37 <u>Lorenzo Doss</u> |
| RCB | 25 | Chris Harris Jr. | 29 | Bradley Roby | |
| SS | 43 | T.J. Ward | 30 | David Bruton Jr. | |
| FS | 26 | Darian Stewart | 31 | Omar Bolden | |

| RAIDERS SPECIALISTS | | | | | |
|----------------------------|----|--------------------------|----|-----------|----------------------------|
| P | 7 | Marquette King | | | |
| K | 11 | Sebastian Janikowski | | | |
| H | 7 | Marquette King | | | |
| LS | 59 | Jon Condo | 86 | Lee Smith | |
| KR | 22 | Taiwan Jones | | | |
| PR | 38 | TJ Carrie | | | |
| | | <i>Underline: Rookie</i> | | | <i>[Brackets]: Injured</i> |

| INACTIVES |
|------------------|
| 1. _____ |
| 2. _____ |
| 3. _____ |
| 4. _____ |

| OFFICIALS |
|-----------------------------------|
| REFEREE - John Hussey (35) |
| HEADLINESMAN - Wayne Mackie (106) |
| FIELD JUDGE - Jimmy Buchanan (86) |
| BACK JUDGE - Keith Ferguson (61) |

| RAIDERS DEFENSE | | | | | |
|------------------------|----|-------------------|----|--------------------------|---------------------------|
| DE | 91 | Justin Tuck | 97 | <u>Mario Edwards Jr.</u> | |
| DT | 90 | Dan Williams | 96 | Denico Autry | 98 C.J. Wilson |
| NT | 78 | Justin Ellis | 92 | Stacy McGee | |
| DE | 52 | Khalil Mack | 99 | Aldon Smith | 95 Benson Mayowa |
| OLB | 57 | Ray-Ray Armstrong | 56 | Lorenzo Alexander | |
| MLB | 50 | Curtis Lofton | 51 | <u>Ben Heeney</u> | |
| OLB | 53 | Malcolm Smith | 58 | <u>Neiron Ball</u> | |
| CB | 25 | DJ Hayden | 31 | Neiko Thorpe | 21 <u>Dexter McDonald</u> |
| CB | 38 | TJ Carrie | 39 | Keith McGill | 29 David Amerson |
| S | 24 | Charles Woodson | 27 | Taylor Mays | |
| S | 42 | Larry Asante | 32 | <u>Keenan Lambert</u> | |

| BRONCOS OFFENSE | | | | | |
|------------------------|----|---------------------|----|-------------------|--------------------------|
| WR | 88 | Demaryius Thomas | 12 | Andre Caldwell | 16 Bennie Fowler |
| LT | 74 | <u>Ty Sambrailo</u> | 79 | Michael Schofield | 76 Tyler Polumbus |
| LG | 69 | Evan Mathis | 73 | <u>Max Garcia</u> | |
| C | 61 | Matt Paradis | 53 | James Ferentz | |
| RG | 65 | Louis Vasquez | 64 | Shelley Smith | |
| RT | 68 | Ryan Harris | 79 | Michael Schofield | 76 Tyler Polumbus |
| TE | 81 | Owen Daniels | 85 | Virgil Green | 84 <u>Mitchell Henry</u> |
| WR | 10 | Emmanuel Sanders | 14 | Cody Latimer | 11 Jordan Norwood |
| RB | 22 | C.J. Anderson | 23 | Ronnie Hillman | 40 Juwan Thompson |
| QB | 18 | Peyton Manning | 17 | Brock Osweiler | 13 <u>Trevor Siemian</u> |
| FB | 80 | James Casey | 85 | Virgil Green | |

| BRONCOS SPECIALISTS | | | | | |
|----------------------------|----|--------------------------|----|----------------|----------------------------|
| P | 4 | Britton Colquitt | | | |
| K | 8 | Brandon McManus | | | |
| H | 4 | Britton Colquitt | | | |
| LS | 46 | Aaron Brewer | | | |
| KR | 31 | Omar Bolden | 12 | Andre Caldwell | |
| PR | 10 | Emmanuel Sanders | 31 | Omar Bolden | |
| | | <i>Underline: Rookie</i> | | | <i>[Brackets]: Injured</i> |

| INACTIVES |
|------------------|
| 1. _____ |
| 2. _____ |
| 3. _____ |
| 4. _____ |

| <div> <div> <div>RAIDERS</div> <div>RAIDERS</div> </div> </div> | | | | NO | NAME | POS | COLLEGE |
|---|---------------------------|-------|--|----|------|-----|---------|
| 56 | Alexander, Lorenzo..... | LB | | | | | |
| 29 | Amerson, David..... | CB | | | | | |
| 57 | Armstrong, Ray-Ray | LB | | | | | |
| 42 | Asante, Larry | S | | | | | |
| 96 | Autry, Denico | DL | | | | | |
| 58 | Ball, Neiron | LB | | | | | |
| 69 | Barnes, Khalif | T/G | | | | | |
| 70 | Bergstrom, Tony..... | C/G | | | | | |
| 4 | Carr, Derek | QB | | | | | |
| 38 | Carrie, TJ | CB | | | | | |
| 59 | Condo, Jon | LS | | | | | |
| 89 | Cooper, Amari..... | WR | | | | | |
| 15 | Crabtree, Michael | WR | | | | | |
| 97 | Edwards Jr., Mario..... | DE | | | | | |
| 78 | Ellis, Justin | DT | | | | | |
| 68 | Feliciano, Jon..... | G/C | | | | | |
| 25 | Hayden, DJ | CB | | | | | |
| 51 | Heeney, Ben | LB | | | | | |
| 26 | Helu, Jr., Roy | RB | | | | | |
| 18 | Holmes, Andre | WR | | | | | |
| 77 | Howard, Austin | T | | | | | |
| 61 | Hudson, Rodney..... | C | | | | | |
| 66 | Jackson, Gabe | G | | | | | |
| 11 | Janikowski, Sebastian.... | K | | | | | |
| 22 | Jones, Taiwan | RB | | | | | |
| 7 | King, Marquette..... | P | | | | | |
| 32 | Lambert, Keenan..... | S | | | | | |
| 50 | Lofton, Curtis..... | LB | | | | | |
| 52 | Mack, Khalil..... | DE | | | | | |
| 95 | Mayowa, Benson..... | DE | | | | | |
| 27 | Mays, Taylor | S | | | | | |
| 73 | McCants, Matt | T/G | | | | | |
| 21 | McDonald, Dexter..... | CB | | | | | |
| 92 | McGee, Stacy | DT | | | | | |
| 39 | McGill, Keith..... | CB | | | | | |
| 14 | McGloin, Matt..... | QB | | | | | |
| 28 | Murray, Jamize..... | RB | | | | | |
| 49 | Olawale, Jamize..... | FB/RB | | | | | |
| 72 | Penn, Donald..... | T | | | | | |
| 45 | Reece, Marcel | FB | | | | | |
| 81 | Rivera, Mychal..... | TE | | | | | |
| 10 | Roberts, Seth..... | WR | | | | | |
| 99 | Smith, Aldon | LB | | | | | |
| 86 | Smith, Lee | TE | | | | | |
| 53 | Smith, Malcolm..... | LB | | | | | |
| 80 | Streater, Rod | WR | | | | | |
| 31 | Thorpe, Neiko | CB | | | | | |
| 91 | Tuck, Justin..... | DE | | | | | |
| 88 | Walford, Clive..... | TE | | | | | |
| 76 | Webb, J'Marcus..... | G/T | | | | | |
| 90 | Williams, Dan | DT | | | | | |
| 98 | Wilson, C.J..... | DL | | | | | |
| 24 | Woodson, Charles..... | S | | | | | |

| NO | NAME | POS | HT | WT | AGE | EXP | COLLEGE |
|----|----------------------|-------|------|-----|-----|-----|----------------------|
| 4 | Derek Carr | QB | 6-3 | 215 | 24 | 2 | Fresno State |
| 7 | Marquette King | P | 6-0 | 195 | 26 | 4 | Fort Valley State |
| 10 | Seth Roberts | WR | 6-2 | 195 | 24 | 1 | West Alabama |
| 11 | Sebastian Janikowski | K | 6-1 | 265 | 37 | 16 | Florida State |
| 14 | Matt McGloin | QB | 6-1 | 210 | 25 | 3 | Penn State |
| 15 | Michael Crabtree | WR | 6-1 | 215 | 28 | 7 | Texas Tech |
| 18 | Andre Holmes | WR | 6-4 | 210 | 27 | 4 | Hillsdale |
| 21 | Dexter McDonald | CB | 6-1 | 200 | 23 | R | Kansas |
| 22 | Taiwan Jones | RB | 6-0 | 195 | 27 | 5 | Eastern Washington |
| 24 | Charles Woodson | S | 6-1 | 210 | 39 | 18 | Michigan |
| 25 | DJ Hayden | CB | 5-11 | 190 | 25 | 3 | Houston |
| 26 | Roy Helu, Jr. | RB | 5-11 | 220 | 26 | 5 | Nebraska |
| 27 | Taylor Mays | S | 6-3 | 235 | 27 | 6 | USC |
| 28 | Latavius Murray | RB | 6-3 | 230 | 25 | 3 | UCF |
| 29 | David Amerson | CB | 6-1 | 205 | 23 | 3 | North Carolina State |
| 31 | Neiko Thorpe | CB | 6-1 | 200 | 25 | 3 | Auburn |
| 32 | Keenan Lambert | S | 6-0 | 210 | 23 | R | Norfolk State |
| 38 | TJ Carrie | CB | 6-0 | 205 | 25 | 2 | Ohio |
| 39 | Keith McGill | CB | 6-3 | 210 | 26 | 2 | Utah |
| 42 | Larry Asante | S | 6-0 | 210 | 27 | 4 | Nebraska |
| 45 | Marcel Reece | FB | 6-1 | 250 | 30 | 6 | Washington |
| 49 | Jamize Olawale | FB/RB | 6-1 | 240 | 26 | 3 | North Texas |
| 50 | Curtis Lofton | LB | 6-0 | 245 | 29 | 8 | Oklahoma |
| 51 | Ben Heeney | LB | 6-0 | 230 | 23 | R | Kansas |
| 52 | Khalil Mack | DE | 6-3 | 250 | 24 | 2 | Buffalo |
| 53 | Malcolm Smith | LB | 6-0 | 225 | 26 | 5 | USC |
| 56 | Lorenzo Alexander | LB | 6-1 | 245 | 32 | 9 | California |
| 57 | Ray-Ray Armstrong | LB | 6-3 | 220 | 24 | 3 | Miami (Fla.) |
| 58 | Neiron Ball | LB | 6-3 | 235 | 23 | R | Florida |
| 59 | Jon Condo | LS | 6-3 | 240 | 34 | 9 | Maryland |
| 61 | Rodney Hudson | C | 6-2 | 300 | 26 | 5 | Florida State |
| 66 | Gabe Jackson | G | 6-3 | 335 | 24 | 2 | Mississippi State |
| 68 | Jon Feliciano | G/C | 6-4 | 325 | 23 | R | Miami (Fla.) |
| 69 | Khalif Barnes | T/G | 6-6 | 320 | 33 | 11 | Washington |
| 70 | Tony Bergstrom | C/G | 6-5 | 315 | 29 | 4 | Utah |
| 72 | Donald Penn | T | 6-4 | 315 | 32 | 10 | Utah State |
| 73 | Matt McCants | T/G | 6-6 | 310 | 26 | 3 | UAB |
| 76 | J'Marcus Webb | G/T | 6-7 | 330 | 27 | 5 | West Texas A&M |
| 77 | Austin Howard | T | 6-7 | 330 | 28 | 6 | Northern Iowa |
| 78 | Justin Ellis | DT | 6-2 | 335 | 24 | 2 | Louisiana Tech |
| 80 | Rod Streater | WR | 6-2 | 195 | 27 | 4 | Temple |
| 81 | Mychal Rivera | TE | 6-3 | 245 | 25 | 3 | Tennessee |
| 86 | Lee Smith | TE | 6-6 | 265 | 27 | 5 | Marshall |
| 88 | Clive Walford | TE | 6-4 | 250 | 24 | R | Miami (Fla.) |
| 89 | Amari Cooper | WR | 6-1 | 210 | 21 | R | Alabama |
| 90 | Dan Williams | DT | 6-2 | 330 | 28 | 6 | Tennessee |
| 91 | Justin Tuck | DE | 6-5 | 265 | 32 | 11 | Notre Dame |
| 92 | Stacy McGee | DE | 6-3 | 310 | 25 | 3 | Oklahoma |
| 95 | Benson Mayowa | DE | 6-3 | 240 | 24 | 3 | Idaho |
| 96 | Denico Autry | DL | 6-5 | 270 | 25 | 2 | Mississippi State |
| 97 | Mario Edwards Jr. | DE | 6-3 | 280 | 21 | R | Florida State |
| 98 | C.J. Wilson | DL | 6-3 | 290 | 28 | 6 | East Carolina |
| 99 | Smith, Aldon | LB | 6-4 | 265 | 26 | 5 | Missouri |

PRONUNCIATION

| | | | | | |
|---------------|------------------|----------------------|-----------------|----------------|-------------------------|
| Larry Asante | ah-SAHN-tay | Roy Helu, Jr | huh-LOO | Jamize Olawale | juh-MAZE oh-lah-WALL-ee |
| Denico Autry | duh-KNEE-co | Sebastian Janikowski | jan-ah-COW-skee | Mychal Rivera | MIKE-unih |
| Neiron Ball | nurr-ON | Khalil Mack | KAH-leel | Aldon Smith | ALL-dun |
| Khalif Barnes | kuh-LEEF | Benson Mayowa | may-OH-uh | J'Marcus Webb | juh-MAR-cuss |
| Jon Feliciano | fuh-LEE-se-ah-no | Latavius Murray | lah-TAY-vee-us | | |

OAKLAND RAIDERS COACHING STAFF

Jack Del Rio (Head Coach)

Bill Musgrave (offensive coordinator), Ken Norton, Jr. (defensive coordinator), Brad Seely (special teams coordinator), Sam Anno (defensive assistant), Todd Downing (quarterbacks), Darryl Eto (assistant strength and conditioning), Jethro Franklin (defensive line), Joe Gomes (head strength and conditioning), Tim Holt (assistant offensive line), Nick Hoiz (quality control - offense), Bobby Johnson (tight ends), Kevin Kijowski (strength and conditioning assistant), Wes Miller (strength and conditioning assistant), Rob Moore (wide receivers), Bernie Parmalee (running backs), Jake Peetz (senior offensive assistant), Marcus Robertson (defensive backs), Tracy Smith (assistant special teams), Travis Smith (quality control - defense), Sal Susseri (linebackers), Mike Tice (offensive line), Brent Vieselmeyer (assistant linebackers), Rod Woodson (assistant defensive backs).

OAKLAND RAIDERS

DENVER BRONCOS

| NO | NAME | POS | HT | WT | AGE | EXP | COLLEGE |
|----|--------------------|-------|------|-----|-----|-----|--------------------|
| 4 | Britton Colquitt | P | 6-3 | 205 | 30 | 7 | Tennessee |
| 8 | Brandon McManus | K | 6-3 | 201 | 24 | 2 | Temple |
| 10 | Emmanuel Sanders | WR | 5-11 | 180 | 28 | 6 | Southern Methodist |
| 11 | Jordan Norwood | WR | 5-11 | 180 | 29 | 6 | Penn State |
| 12 | Andre Caldwell | WR | 6-0 | 200 | 30 | 8 | Florida |
| 13 | Trevor Siemian | QB | 6-3 | 220 | 23 | R | Northwestern |
| 14 | Cody Latimer | WR | 6-2 | 215 | 22 | 2 | Indiana |
| 16 | Bennie Fowler | WR | 6-1 | 212 | 24 | 1 | Michigan State |
| 17 | Brock Osweiler | QB | 6-8 | 240 | 24 | 4 | Arizona State |
| 18 | Peyton Manning | QB | 6-5 | 230 | 39 | 18 | Tennessee |
| 21 | Aqib Talib | CB | 6-1 | 205 | 29 | 8 | Kansas |
| 22 | C.J. Anderson | RB | 5-8 | 224 | 24 | 3 | California |
| 23 | Ronnie Hillman | RB | 5-10 | 195 | 24 | 4 | San Diego State |
| 25 | Chris Harris Jr. | CB | 5-10 | 199 | 26 | 4 | Kansas |
| 26 | Darian Stewart | S | 5-11 | 214 | 27 | 6 | South Carolina |
| 29 | Bradley Roby | CB | 5-11 | 194 | 23 | 2 | Ohio State |
| 30 | David Bruton Jr. | S | 6-2 | 217 | 28 | 7 | Notre Dame |
| 31 | Omar Bolden | S | 5-10 | 195 | 26 | 4 | Arizona State |
| 36 | Kayvon Webster | CB | 5-11 | 198 | 24 | 3 | South Florida |
| 37 | Lorenzo Doss | CB | 5-11 | 187 | 21 | R | Tulane |
| 40 | Juan Thompson | RB | 5-11 | 225 | 23 | 2 | Duke |
| 43 | T.J. Ward | S | 5-10 | 200 | 28 | 6 | Oregon |
| 46 | Aaron Brewer | LS | 6-5 | 230 | 25 | 4 | San Diego State |
| 48 | Shaquil Barrett | OLB | 6-2 | 250 | 22 | 2 | Colorado State |
| 51 | Todd Davis | ILB | 6-1 | 230 | 23 | 2 | Sacramento State |
| 52 | Corey Nelson | ILB | 6-1 | 226 | 23 | 2 | Oklahoma |
| 53 | James Ferentz | C | 6-2 | 285 | 26 | 1 | Iowa |
| 54 | Brandon Marshall | ILB | 6-1 | 250 | 26 | 4 | Nevada |
| 55 | Lerentee McCray | OLB | 6-3 | 249 | 25 | 3 | Florida |
| 56 | Shane Ray | OLB | 6-3 | 245 | 22 | R | Missouri |
| 58 | Von Miller | OLB | 6-3 | 250 | 26 | 5 | Texas A&M |
| 59 | Danny Trevathan | ILB | 6-1 | 240 | 25 | 4 | Kentucky |
| 61 | Matt Paradis | C | 6-3 | 300 | 25 | 1 | Boise State |
| 64 | Shelley Smith | G | 6-4 | 310 | 28 | 6 | Colorado State |
| 65 | Louis Vasquez | G | 6-5 | 335 | 28 | 7 | Texas Tech |
| 68 | Ryan Harris | T | 6-5 | 302 | 30 | 8 | Notre Dame |
| 69 | Evan Mathis | G | 6-5 | 301 | 33 | 11 | Alabama |
| 73 | Max Garcia | C/G | 6-4 | 309 | 23 | R | Florida |
| 74 | Ty Sambrailo | T | 6-5 | 315 | 23 | R | Colorado State |
| 76 | Tyler Polumbus | T | 6-8 | 308 | 30 | 8 | Colorado |
| 79 | Michael Schofield | T | 6-6 | 301 | 24 | 2 | Michigan |
| 80 | James Casey | TE/FB | 6-3 | 240 | 31 | 7 | Rice |
| 81 | Owen Daniels | TE | 6-3 | 245 | 32 | 10 | Wisconsin |
| 84 | Mitchell Henry | TE | 6-4 | 252 | 22 | R | Western Kentucky |
| 85 | Virgil Green | TE | 6-5 | 255 | 27 | 5 | Nevada |
| 88 | Demaryius Thomas | WR | 6-3 | 229 | 27 | 6 | Georgia Tech |
| 90 | Antonio Smith | DE | 6-3 | 290 | 33 | 12 | Oklahoma State |
| 91 | Kenny Anunike | DE | 6-5 | 275 | 25 | 2 | Duke |
| 92 | Sylvester Williams | NT | 6-2 | 313 | 26 | 3 | North Carolina |
| 94 | DeMarcus Ware | OLB | 6-4 | 258 | 33 | 11 | Troy |
| 95 | Derek Wolfe | DE | 6-5 | 285 | 25 | 4 | Cincinnati |
| 96 | Vance Walker | DE | 6-2 | 305 | 28 | 7 | Georgia Tech |
| 97 | Malik Jackson | DE | 6-5 | 293 | 25 | 4 | Tennessee |
| 98 | Darius Kilgo | NT | 6-3 | 319 | 23 | R | Maryland |

PRONUNCIATION

| | | | | | |
|------------------|---------------|-------------------|--------------|------------------|------------------|
| Kenny Anunike | AN-uh-nick-ee | Matt Paradis | PARE-uh-diss | Aqib Talib | UH-leeb TUH-leeb |
| David Bruton Jr. | BRUTE-in | Ty Sambrailo | sam-BRYE-to | Demaryius Thomas | duh-MARE-ee-us |
| James Ferentz | FAIR-ins | Michael Schofield | SKO-field | Danny Trevathan | trev-AY-than |
| Malik Jackson | muh-LEEK | Trevor Siemian | sim-EE-in | Louis Vasquez | Lewis vas-KEZ |
| Brock Osweiler | OSS-why-lur | | | | |

Gary Kubiak (Head Coach)

Rick Dennison (offensive coordinator), Wade Phillips (defensive coordinator), Joe DeCanellis (special teams coordinator), Clancy Barone (offensive line), Chris Beake (defensive assistant), Samson Brown (assistant secondary), Brian Callahan (offensive assistant/QBs), Tony Coaxum (assistant special teams), James Cregg (assistant offensive line), Mike Eubanks (assistant strength and conditioning), Reggie Herring (linebackers), Greg Knappp (quarterbacks/passing game coordinators), Bill Kollar (defensive line), Anthony Lomando (assistant strength and conditioning), Dennis Love (assistant strength and conditioning), Marc Lubick (assistant wide receivers), Fred Pagac (outside linebackers), Brian Pariani (tight ends), Luke Richesson (strength & conditioning), Eric Stutesville (running backs), Tyke Tolbert (wide receivers), Joe Woods (defensive backs).

DENVER BRONCOS COACHING STAFF



REGULAR SEASON - WEEK 5, GAME 5

National Football League Game Summary

NFL Copyright © 2015 by The National Football League. All rights reserved. This summary and play-by-play is for the express purpose of assisting media in their coverage of the game; any other use of this material is prohibited without the written permission of the National Football League.

Updated: 10/12/2015

Date: Sunday, 10/11/2015

Denver Broncos at Oakland Raiders

Start Time: 4:25 PM PDT

at O.co Coliseum, Oakland, CA

Game Day Weather

Game Weather: Sunny

Temp: 72° F (22.2° C) Humidity: 59%, Wind: W 10 mph mph

Played Outdoor on Turf: Natural Grass

Outdoor Weather: Sunny,

Officials

Referee: Hussey, John (35)

Umpire: Michalek, Tony (115)

Head Linesman: Mackie, Wayne (106)

Line Judge: Marinucci, Ron (107)

Side Judge: Baynes, Allen (56)

Field Judge: Buchanan, Jimmy (86)

Back Judge: Ferguson, Keith (61)

Replay Official: Wimmer, Mike ()

Lineups

| Denver Broncos | | | | Oakland Raiders | | | |
|----------------|----------------|---------|----------------|-----------------|---------------|---------|---------------|
| Offense | | Defense | | Offense | | Defense | |
| WR | 88 D.Thomas | DE | 95 D.Wolfe | WR | 15 M.Crabtree | DE | 91 J.Tuck |
| LT | 68 R.Harris | NT | 92 S.Williams | LT | 72 D.Penn | DT | 90 D.Williams |
| LG | 69 E.Mathis | DE | 97 M.Jackson | LG | 66 G.Jackson | NT | 97 M.Edwards |
| C | 61 M.Paradis | SLB | 58 V.Miller | C | 61 R.Hudson | DE | 52 K.Mack |
| RG | 65 L.Vasquez | WLB | 94 D.Ware | RG | 76 J.Webb | OLB | 99 A.Smith |
| RT | 79 M.Schofield | ILB | 54 B.Marshall | RT | 77 A.Howard | MLB | 53 M.Smith |
| TE | 81 O.Daniels | ILB | 59 D.Trevathan | TE | 86 L.Smith | OLB | 58 N.Ball |
| WR | 10 E.Sanders | LCB | 21 A.Talib | WR | 89 A.Cooper | CB | 25 D.Hayden |
| RB | 23 R.Hillman | RCB | 25 C.Harris | QB | 4 D.Carr | S | 38 T.Carrie |
| QB | 18 P.Manning | SS | 43 T.Ward | RB | 28 L.Murray | S | 24 C.Woodson |
| WR | 11 J.Norwood | FS | 26 D.Stewart | FB | 45 M.Reece | CB | 29 D.Amerson |

Substitutions

P 4 B.Colquitt, K 8 B.McManus, WR 12 A.Caldwell, WR 16 B.Fowler, RB 22 C.Anderson, CB 29 B.Roby, S 30 D.Bruton, S 31 O.Bolden, CB 36 K.Webster, RB 40 J.Thompson, LS 46 A.Brewer, OLB 48 S.Barrett, ILB 51 T.Davis, ILB 52 C.Nelson, C 53 J.Ferentz, OLB 56 S.Ray, C/G 73 M.Garcia, T 76 T.Polumbus, TE 84 M.Henry, TE 85 V.Green, DE 90 A.Smith, DE 96 V.Walker, NT 98 D.Kilgo

Substitutions

P 7 M.King, WR 10 S.Roberts, K 11 S.Janikowski, WR 18 A.Holmes, RB 26 R.Helu, CB 31 N.Thorpe, S 32 K.Lambert, FS 37 T.McDonald, CB 39 K.McGill, S 42 L.Asante, FB/RB 49 J.Olawale, LB 50 C.Lofton, LB 51 B.Heeney, LB 56 L.Alexander, LB 57 R.Armstrong, LS 59 J.Condo, T/G 69 K.Barnes, G 70 T.Bergstrom, TE 81 M.Rivera, TE 88 C.Walford, DT 92 S.McGee, DE 95 B.Mayowa, DE 98 C.Wilson

Did Not Play

QB 17 B.Osweiler

Did Not Play

QB 14 M.McGloin

Not Active

QB 13 T.Siemian, WR 14 C.Latimer, CB 37 L.Doss, OLB 55 L.McCray, G 64 S.Smith, T 74 T.Sambrailo, DE 91 K.Anunike

Not Active

CB 21 D.McDonald, RB 22 T.Jones, G/C 68 J.Feliciano, T/G 73 M.McCants, DT 78 J.Ellis, WR 80 R.Streater, DE 96 D.Autry

Field Goals (made () & missed)

| | | | | | | | | |
|-----------|-----------------|----------------|--------------|---|---|---------------|----|-------|
| B.McManus | | (25) (20) (52) | S.Janikowski | | | 38B 40WL (50) | | |
| | | | 1 | 2 | 3 | 4 | OT | Total |
| VISITOR: | Denver Broncos | | 0 | 3 | 6 | 7 | 0 | 16 |
| HOME: | Oakland Raiders | | 0 | 7 | 0 | 3 | 0 | 10 |

Scoring Plays

| Team | Qtr | Time | Play Description (Extra Point) (Drive Info) | Visitor | Home |
|-------------------------|-----|-------|---|------------|------|
| Broncos | 2 | 14:19 | B.McManus 25 yd. Field Goal (8-65, 3:24) | 3 | 0 |
| Raiders | 2 | 9:37 | M.Reece 3 yd. pass from D.Carr (S.Janikowski kick) (8-80, 4:42) | 3 | 7 |
| Broncos | 3 | 11:25 | B.McManus 20 yd. Field Goal (5-14, 1:56) | 6 | 7 |
| Broncos | 3 | 6:29 | B.McManus 52 yd. Field Goal (6-43, 3:20) | 9 | 7 |
| Broncos | 4 | 6:53 | C.Harris 74 yd. interception return (B.McManus kick) | 16 | 7 |
| Raiders | 4 | 1:40 | S.Janikowski 50 yd. Field Goal (1-48, 0:12) | 16 | 10 |
| Paid Attendance: 54,500 | | | | Time: 3:02 | |

Denver Broncos vs Oakland Raiders
10/11/2015 at O.co Coliseum

Final Individual Statistics

| Denver Broncos | | | | | | | | | Oakland Raiders | | | | | | | | |
|-----------------|-----|-----|------|-------|---------|-----------|-----------------|-----------------|-----------------|-----|------|---------|-------|------|----|----|------|
| RUSHING | | | | | | RUSHING | | | | | | RUSHING | | | | | |
| | ATT | YDS | AVG | LG | TD | | | | | | | ATT | YDS | AVG | LG | TD | |
| C.Anderson | 11 | 22 | 2.0 | 10 | 0 | L.Murray | | | | | | 13 | 39 | 3.0 | 11 | 0 | |
| R.Hillman | 7 | 21 | 3.0 | 6 | 0 | J.Olawale | | | | | | 6 | 13 | 2.2 | 5 | 0 | |
| | | | | | | R.Helu | | | | | | 3 | 6 | 2.0 | 4 | 0 | |
| | | | | | | M.Reece | | | | | | 1 | 6 | 6.0 | 6 | 0 | |
| | | | | | | A.Cooper | | | | | | 1 | 2 | 2.0 | 2 | 0 | |
| | | | | | | D.Carr | | | | | | 1 | -1 | -1.0 | -1 | 0 | |
| Total | 18 | 43 | 2.4 | 10 | 0 | Total | | | | | | 25 | 65 | 2.6 | 11 | 0 | |
| PASSING | | | | | | | | | PASSING | | | | | | | | |
| | ATT | CMP | YDS | SK/YD | TD | LG | IN | RT | | ATT | CMP | YDS | SK/YD | TD | LG | IN | RT |
| P.Manning | 35 | 22 | 266 | 2/12 | 0 | 45 | 2 | 62.3 | D.Carr | 39 | 26 | 249 | 4/26 | 1 | 33 | 1 | 82.1 |
| Total | 35 | 22 | 266 | 2/12 | 0 | 45 | 2 | 62.3 | Total | 39 | 26 | 249 | 4/26 | 1 | 33 | 1 | 82.1 |
| PASS RECEIVING | | | | | | | | PASS RECEIVING | | | | | | | | | |
| | TAR | REC | YDS | AVG | LG | TD | | | TAR | REC | YDS | AVG | LG | TD | | | |
| E.Sanders | 12 | 9 | 111 | 12.3 | 45 | 0 | M.Reece | | 8 | 7 | 49 | 7.0 | 13 | 1 | | | |
| D.Thomas | 8 | 5 | 55 | 11.0 | 17 | 0 | M.Crabtree | | 9 | 4 | 54 | 13.5 | 25 | 0 | | | |
| B.Fowler | 2 | 2 | 46 | 23.0 | 41 | 0 | A.Cooper | | 4 | 4 | 47 | 11.8 | 21 | 0 | | | |
| C.Anderson | 2 | 2 | 18 | 9.0 | 10 | 0 | M.Rivera | | 3 | 3 | 33 | 11.0 | 19 | 0 | | | |
| J.Norwood | 3 | 2 | 15 | 7.5 | 11 | 0 | L.Murray | | 4 | 3 | 18 | 6.0 | 14 | 0 | | | |
| J.Thompson | 1 | 1 | 16 | 16.0 | 16 | 0 | R.Helu | | 6 | 3 | 12 | 4.0 | 9 | 0 | | | |
| R.Hillman | 2 | 1 | 5 | 5.0 | 5 | 0 | C.Walford | | 1 | 1 | 33 | 33.0 | 33 | 0 | | | |
| O.Daniels | 5 | 0 | 0 | 0.0 | 0 | 0 | D.Penn | | 1 | 1 | 3 | 3.0 | 3 | 0 | | | |
| | | | | | | | S.Roberts | | 2 | 0 | 0 | 0.0 | 0 | 0 | | | |
| | | | | | | | A.Holmes | | 1 | 0 | 0 | 0.0 | 0 | 0 | | | |
| Total | 35 | 22 | 266 | 12.1 | 45 | 0 | Total | | 39 | 26 | 249 | 9.6 | 33 | 1 | | | |
| INTERCEPTIONS | | | | | | | | INTERCEPTIONS | | | | | | | | | |
| | NO | YDS | AVG | LG | TD | | | | NO | YDS | AVG | LG | TD | | | | |
| C.Harris | 1 | 74 | 74.0 | 74 | 1 | C.Woodson | | | 2 | 11 | 5.5 | 11 | 0 | | | | |
| Total | 1 | 74 | 74.0 | 74 | 1 | Total | | | 2 | 11 | 5.5 | 11 | 0 | | | | |
| PUNTING | | | | | | | | PUNTING | | | | | | | | | |
| | NO | YDS | AVG | NET | TB | IN20 | LG | | NO | YDS | AVG | NET | TB | IN20 | LG | | |
| B.Colquitt | 5 | 211 | 42.2 | 33.2 | 1 | 1 | 44 | M.King | 4 | 207 | 51.8 | 50.8 | 0 | 3 | 61 | | |
| B.McManus | 1 | 41 | 41.0 | 21.0 | 1 | 0 | 41 | | | | | | | | | | |
| Total | 6 | 252 | 42.0 | 31.2 | 2 | 1 | 44 | Total | 4 | 207 | 51.8 | 50.8 | 0 | 3 | 61 | | |
| PUNT RETURNS | | | | | | | | PUNT RETURNS | | | | | | | | | |
| | NO | YDS | AVG | FC | LG | TD | | | NO | YDS | AVG | FC | LG | TD | | | |
| E.Sanders | 1 | 4 | 4.0 | 2 | 4 | 0 | A.Cooper | | 1 | 18 | 18.0 | 0 | 18 | 0 | | | |
| [DOWNED] | 1 | 0 | 0.0 | 0 | 0 | 0 | L.Alexander | | 0 | 7 | 0.0 | 0 | 7 | 0 | | | |
| | | | | | | | [DOWNED] | | 2 | 0 | 0.0 | 0 | 0 | 0 | | | |
| | | | | | | | [OUT OF BOUNDS] | | 1 | 0 | 0.0 | 0 | 0 | 0 | | | |
| | | | | | | | [TOUCHBACK] | | 2 | 0 | 0.0 | 0 | 0 | 0 | | | |
| Total | 1 | 4 | 4.0 | 2 | 4 | 0 | Total | | 1 | 25 | 25.0 | 0 | 18 | 0 | | | |
| KICKOFF RETURNS | | | | | | | | KICKOFF RETURNS | | | | | | | | | |
| | NO | YDS | AVG | FC | LG | TD | | | NO | YDS | AVG | FC | LG | TD | | | |
| O.Bolden | 2 | 54 | 27.0 | 0 | 31 | 0 | R.Helu | | 1 | 27 | 27.0 | 0 | 27 | 0 | | | |
| | | | | | | | M.Reece | | 1 | 18 | 18.0 | 0 | 18 | 0 | | | |
| | | | | | | | [TOUCHBACK] | | 3 | 0 | 0.0 | 0 | 0 | 0 | | | |
| Total | 2 | 54 | 27.0 | 0 | 31 | 0 | Total | | 2 | 45 | 22.5 | 0 | 27 | 0 | | | |
| Denver Broncos | | | | | | | | | | | | | | | | | |
| FUMBLES | | | FUM | LOST | OWN-REC | YDS | TD | FORCED | OPP-REC | YDS | TD | OUT-BDS | | | | | |
| V.Miller | | | 0 | 0 | | 0 | 0 | 1 | 1 | 0 | 0 | 0 | | | | | |
| S.Barrett | | | 0 | 0 | | 0 | 0 | 1 | 0 | 0 | 0 | 0 | | | | | |
| T.Ward | | | 0 | 0 | | 0 | 0 | 1 | 0 | 0 | 0 | 0 | | | | | |
| D.Bruton | | | 0 | 0 | | 0 | 0 | 0 | 1 | 0 | 0 | 0 | | | | | |
| Total | | | 0 | 0 | | 0 | 0 | 3 | 2 | 0 | 0 | 0 | | | | | |
| Oakland Raiders | | | | | | | | | | | | | | | | | |
| FUMBLES | | | FUM | LOST | OWN-REC | YDS | TD | FORCED | OPP-REC | YDS | TD | OUT-BDS | | | | | |

Denver Broncos vs Oakland Raiders

10/11/2015 at O.co Coliseum

Final Individual Statistics

| | | | | | | | | | | |
|-------------|---|---|---|---|---|---|---|---|---|---|
| L.Alexander | 1 | 1 | 0 | 0 | 0 | 0 | 0 | 0 | 0 | 0 |
| D.Carr | 1 | 1 | 0 | 0 | 0 | 0 | 0 | 0 | 0 | 0 |
| M.Rivera | 1 | 0 | 0 | 0 | 0 | 0 | 0 | 0 | 0 | 0 |
| R.Helu | 0 | 0 | 1 | 0 | 0 | 0 | 0 | 0 | 0 | 0 |
| Total | 3 | 2 | 1 | 0 | 0 | 0 | 0 | 0 | 0 | 0 |

Denver Broncos vs Oakland Raiders
10/11/2015 at O.co Coliseum

Final Team Statistics

| | Visitor Broncos | Home Raiders |
|--|--------------------|-----------------|
| TOTAL FIRST DOWNS | 15 | 20 |
| By Rushing | 2 | 3 |
| By Passing | 11 | 13 |
| By Penalty | 2 | 4 |
| THIRD DOWN EFFICIENCY | 2-13-15% | 7-16-44% |
| FOURTH DOWN EFFICIENCY | 0-0-0% | 1-2-50% |
| TOTAL NET YARDS | 297 | 288 |
| Total Offensive Plays (inc. times thrown passing) | 55 | 68 |
| Average gain per offensive play | 5.4 | 4.2 |
| NET YARDS RUSHING | 43 | 65 |
| Total Rushing Plays | 18 | 25 |
| Average gain per rushing play | 2.4 | 2.6 |
| Tackles for a loss-number and yards | 2-2 | 2-2 |
| NET YARDS PASSING | 254 | 223 |
| Times thrown - yards lost attempting to pass | 2-12 | 4-26 |
| Gross yards passing | 266 | 249 |
| PASS ATTEMPTS-COMPLETIONS-HAD INTERCEPTED | 35-22-2 | 39-26-1 |
| Avg gain per pass play (inc.# thrown passing) | 6.9 | 5.2 |
| KICKOFFS Number-In End Zone-Touchbacks | 5-4-3 | 3-0-0 |
| PUNTS Number and Average | 6-42.0 | 4-51.8 |
| Had Blocked | 0 | 0 |
| FGs - PATs Had Blocked | 0-0 | 1-0 |
| Net Punting Average | 31.2 | 50.8 |
| TOTAL RETURN YARDAGE (Not Including Kickoffs) | 78 | 36 |
| No. and Yards Punt Returns | 1-4 | 1-25 |
| No. and Yards Kickoff Returns | 2-54 | 2-45 |
| No. and Yards Interception Returns | 1-74 | 2-11 |
| PENALTIES Number and Yards | 6-103 | 6-41 |
| FUMBLES Number and Lost | 0-0 | 3-2 |
| TOUCHDOWNS | 1 | 1 |
| Rushing | 0 | 0 |
| Passing | 0 | 1 |
| Interceptions | 1 | 0 |
| EXTRA POINTS Made-Attempts | 1-1 | 1-1 |
| Kicking Made-Attempts | 1-1 | 1-1 |
| FIELD GOALS Made-Attempts | 3-3 | 1-3 |
| RED ZONE EFFICIENCY | 0-3-0% | 1-2-50% |
| GOAL TO GO EFFICIENCY | 0-1-0% | 1-1-100% |
| SAFETIES | 0 | 0 |
| FINAL SCORE | 16 | 10 |
| TIME OF POSSESSION | 25:51 | 34:09 |

Denver Broncos vs Oakland Raiders

10/11/2015 at O.co Coliseum

Ball Possession And Drive Chart

Denver Broncos

| # | Time Recd | Time Lost | Time Poss | How Ball Obtained | Drive Began | # Play | Yds Gain | Yds Pen | Net Yds | 1st Down | Last Scrm | How Given Up |
|----|-----------|-----------|-----------|-------------------|-------------|--------|----------|---------|---------|----------|-----------|--------------|
| 1 | 11:06 | 9:37 | 1:29 | Punt | DEN 12 | 3 | 8 | 0 | 8 | 0 | DEN 20 | Punt |
| 2 | 2:43 | 14:19 | 3:24 | Missed FG | DEN 28 | 8 | 65 | 0 | 65 | 2 | * OAK 7 | Field Goal |
| 3 | 9:37 | 6:09 | 3:28 | Kickoff | DEN 28 | 6 | 26 | 5 | 31 | 2 | OAK 41 | Punt |
| 4 | 3:24 | 0:18 | 3:06 | Punt | DEN 9 | 10 | 82 | 0 | 82 | 4 | * OAK 9 | Interception |
| 5 | 15:00 | 13:26 | 1:34 | Kickoff | DEN 33 | 3 | 6 | 0 | 6 | 0 | DEN 39 | Punt |
| 6 | 13:21 | 11:25 | 1:56 | Fumble | OAK 16 | 5 | 14 | 0 | 14 | 1 | * OAK 2 | Field Goal |
| 7 | 9:49 | 6:29 | 3:20 | Punt | DEN 23 | 6 | 43 | 0 | 43 | 2 | OAK 34 | Field Goal |
| 8 | 4:06 | 2:48 | 1:18 | Punt | DEN 15 | 4 | 19 | 5 | 24 | 2 | DEN 39 | Interception |
| 9 | 14:56 | 10:58 | 3:58 | Missed FG | DEN 30 | 7 | 21 | -4 | 17 | 2 | DEN 47 | Punt |
| 10 | 2:30 | 1:52 | 0:38 | Downs | DEN 47 | 3 | 9 | 0 | 9 | 0 | OAK 44 | Punt |
| 11 | 1:40 | 0:00 | 1:40 | Kickoff | OAK 49 | 3 | 4 | 0 | 4 | 0 | OAK 45 | Punt |

(360) Average DEN 33

Oakland Raiders

| # | Time Recd | Time Lost | Time Poss | How Ball Obtained | Drive Began | # Play | Yds Gain | Yds Pen | Net Yds | 1st Down | Last Scrm | How Given Up |
|----|-----------|-----------|-----------|-------------------|-------------|--------|----------|---------|---------|----------|-----------|--------------|
| 1 | 15:00 | 11:06 | 3:54 | Kickoff | OAK 18 | 6 | 29 | -10 | 19 | 2 | OAK 37 | Punt |
| 2 | 9:37 | 2:43 | 6:54 | Punt | OAK 36 | 12 | 44 | 0 | 44 | 3 | * DEN 20 | Missed FG |
| 3 | 14:19 | 9:37 | 4:42 | Kickoff | OAK 20 | 8 | 80 | 0 | 80 | 4 | * DEN 3 | Touchdown |
| 4 | 6:09 | 3:24 | 2:45 | Punt | OAK 20 | 5 | 19 | -5 | 14 | 1 | OAK 34 | Punt |
| 5 | 0:18 | 0:00 | 0:18 | Interception | OAK 7 | 1 | -1 | 0 | -1 | 0 | OAK 7 | End of Half |
| 6 | 13:26 | 13:21 | 0:05 | Punt | OAK 23 | 1 | -7 | 0 | -7 | 0 | OAK 23 | Fumble |
| 7 | 11:25 | 9:49 | 1:36 | Kickoff | OAK 20 | 3 | 7 | 0 | 7 | 0 | OAK 27 | Punt |
| 8 | 6:29 | 4:06 | 2:23 | Kickoff | OAK 20 | 6 | 20 | 0 | 20 | 1 | OAK 40 | Punt |
| 9 | 2:48 | 14:56 | 2:52 | Interception | OAK 37 | 6 | 26 | 15 | 41 | 2 | DEN 22 | Missed FG |
| 10 | 10:58 | 6:53 | 4:05 | Punt | OAK 11 | 9 | 43 | 15 | 58 | 3 | DEN 31 | Interception |
| 11 | 6:53 | 2:30 | 4:23 | Kickoff | OAK 20 | 13 | 28 | 5 | 33 | 3 | OAK 49 | Downs |
| 12 | 1:52 | 1:40 | 0:12 | Punt | OAK 20 | 1 | 0 | 48 | 48 | 1 | DEN 32 | Field Goal |

(252) Average OAK 21

* inside opponent's 20

Time of Possession by Quarter

| Visitor | 1st | 2nd | 3rd | 4th | OT | Total |
|-----------------|-------|------|------|------|----|-------|
| Denver Broncos | 4:12 | 7:15 | 8:08 | 6:16 | | 25:51 |
| Home | 1st | 2nd | 3rd | 4th | OT | Total |
| Oakland Raiders | 10:48 | 7:45 | 6:52 | 8:44 | | 34:09 |

Kickoff Drive No.-Start Average

Broncos: 2 - DEN 30

Raiders: 5 - OAK 20

Denver Broncos vs Oakland Raiders

10/11/2015 at O.co Coliseum

Final Defensive Statistics

Denver Broncos

Regular Defensive Plays

Special Teams

Misc

| | TKL | AST | COMB | SK | / YDS | TFL | Q | IN | PD | FF | FR | TKL | AST | FF | FR | BL | TKL | AST | FF | FR |
|--------------|-----------|-----------|-----------|----------|-----------|----------|----------|----------|----------|----------|----------|----------|----------|----------|----------|----------|----------|----------|----------|----------|
| D.Trevathan | 7 | 3 | 10 | 0 | 0 | 0 | 0 | 0 | 1 | 0 | 0 | 0 | 0 | 0 | 0 | 0 | 0 | 0 | 0 | 0 |
| B.Marshall | 7 | 1 | 8 | 0 | 0 | 1 | 0 | 0 | 0 | 0 | 0 | 0 | 0 | 0 | 0 | 0 | 0 | 0 | 0 | 0 |
| T.Ward | 6 | 1 | 7 | 0 | 0 | 0 | 0 | 0 | 0 | 1 | 0 | 0 | 0 | 0 | 0 | 0 | 0 | 0 | 0 | 0 |
| M.Jackson | 5 | 1 | 6 | 1 | 5 | 1 | 1 | 0 | 0 | 0 | 0 | 0 | 0 | 0 | 0 | 0 | 0 | 0 | 0 | 0 |
| D.Wolfe | 4 | 1 | 5 | 0 | 0 | 0 | 0 | 0 | 0 | 0 | 0 | 0 | 0 | 0 | 0 | 0 | 0 | 0 | 0 | 0 |
| D.Stewart | 3 | 2 | 5 | 0 | 0 | 1 | 0 | 0 | 0 | 0 | 0 | 0 | 0 | 0 | 0 | 0 | 0 | 0 | 0 | 0 |
| C.Harris | 3 | 1 | 4 | 0 | 0 | 0 | 0 | 1 | 2 | 0 | 0 | 0 | 0 | 0 | 0 | 0 | 0 | 0 | 0 | 0 |
| S.Barrett | 2 | 2 | 4 | 1 | 7 | 1 | 1 | 0 | 0 | 0 | 0 | 3 | 0 | 1 | 0 | 0 | 0 | 0 | 0 | 0 |
| B.Roby | 2 | 1 | 3 | 0 | 0 | 0 | 0 | 0 | 0 | 0 | 0 | 0 | 0 | 0 | 0 | 0 | 0 | 0 | 0 | 0 |
| D.Ware | 1 | 2 | 3 | 0 | 0 | 0 | 0 | 0 | 0 | 0 | 0 | 0 | 0 | 0 | 0 | 0 | 0 | 0 | 0 | 0 |
| V.Miller | 2 | 0 | 2 | 1 | 7 | 0 | 2 | 0 | 0 | 1 | 1 | 0 | 0 | 0 | 0 | 0 | 0 | 0 | 0 | 0 |
| TEAM | 2 | 0 | 2 | 0 | 0 | 0 | 0 | 0 | 0 | 0 | 0 | 0 | 0 | 0 | 0 | 0 | 0 | 0 | 0 | 0 |
| T.Davis | 1 | 1 | 2 | 0 | 0 | 1 | 0 | 0 | 0 | 0 | 0 | 0 | 0 | 0 | 0 | 0 | 0 | 0 | 0 | 0 |
| A.Talib | 1 | 1 | 2 | 0 | 0 | 0 | 0 | 0 | 0 | 0 | 0 | 0 | 0 | 0 | 0 | 0 | 0 | 0 | 0 | 0 |
| S.Ray | 1 | 0 | 1 | 1 | 7 | 1 | 1 | 0 | 0 | 0 | 0 | 0 | 0 | 0 | 0 | 0 | 0 | 0 | 0 | 0 |
| D.Bruton | 1 | 0 | 1 | 0 | 0 | 0 | 0 | 0 | 1 | 0 | 0 | 0 | 0 | 0 | 1 | 0 | 0 | 0 | 0 | 0 |
| D.Kilgo | 1 | 0 | 1 | 0 | 0 | 0 | 0 | 0 | 0 | 0 | 0 | 0 | 0 | 0 | 0 | 0 | 0 | 0 | 0 | 0 |
| S.Williams | 0 | 1 | 1 | 0 | 0 | 0 | 0 | 0 | 0 | 0 | 0 | 0 | 0 | 0 | 0 | 1 | 0 | 0 | 0 | 0 |
| A.Smith | 0 | 0 | 0 | 0 | 0 | 0 | 1 | 0 | 1 | 0 | 0 | 0 | 0 | 0 | 0 | 0 | 0 | 0 | 0 | 0 |
| K.Webster | 0 | 0 | 0 | 0 | 0 | 0 | 0 | 0 | 1 | 0 | 0 | 0 | 0 | 0 | 0 | 0 | 0 | 0 | 0 | 0 |
| C.Anderson | 0 | 0 | 0 | 0 | 0 | 0 | 0 | 0 | 0 | 0 | 0 | 0 | 0 | 0 | 0 | 0 | 1 | 0 | 0 | 0 |
| Total | 49 | 18 | 67 | 4 | 26 | 6 | 6 | 1 | 6 | 2 | 1 | 3 | 0 | 1 | 1 | 1 | 1 | 0 | 0 | 0 |

TKL = Tackle AST = Assist COMB = Combined QH=QB Hit IN = Interception PD = Pass Defense FF = Forced Fumble FR = Fumble Recovery

Oakland Raiders

Regular Defensive Plays

Special Teams

Misc

| | TKL | AST | COMB | SK | / YDS | TFL | QH | IN | PD | FF | FR | TKL | AST | FF | FR | BL | TKL | AST | FF | FR |
|--------------|-----------|-----------|-----------|----------|-----------|----------|----------|----------|----------|----------|----------|----------|----------|----------|----------|----------|----------|----------|----------|----------|
| K.Mack | 4 | 2 | 6 | 0 | 0 | 1 | 0 | 0 | 0 | 0 | 0 | 0 | 0 | 0 | 0 | 0 | 0 | 0 | 0 | 0 |
| M.Edwards | 3 | 3 | 6 | 0.5 | 2 | 0 | 1 | 0 | 0 | 0 | 0 | 0 | 0 | 0 | 0 | 0 | 0 | 0 | 0 | 0 |
| D.Hayden | 5 | 0 | 5 | 0 | 0 | 0 | 0 | 0 | 0 | 0 | 0 | 0 | 0 | 0 | 0 | 0 | 0 | 0 | 0 | 0 |
| N.Thorpe | 5 | 0 | 5 | 0 | 0 | 0 | 0 | 0 | 0 | 0 | 0 | 0 | 0 | 0 | 0 | 0 | 0 | 0 | 0 | 0 |
| D.Amerson | 4 | 1 | 5 | 0 | 0 | 0 | 0 | 0 | 1 | 0 | 0 | 0 | 0 | 0 | 0 | 0 | 0 | 0 | 0 | 0 |
| D.Williams | 2 | 3 | 5 | 0 | 0 | 0 | 0 | 0 | 0 | 0 | 0 | 0 | 0 | 0 | 0 | 0 | 0 | 0 | 0 | 0 |
| A.Smith | 1 | 3 | 4 | 0.5 | 2 | 0 | 1 | 0 | 0 | 0 | 0 | 0 | 0 | 0 | 0 | 0 | 0 | 0 | 0 | 0 |
| C.Woodson | 1 | 3 | 4 | 0 | 0 | 0 | 0 | 2 | 2 | 0 | 0 | 0 | 0 | 0 | 0 | 0 | 0 | 0 | 0 | 0 |
| C.Lofton | 1 | 3 | 4 | 0 | 0 | 0 | 0 | 0 | 0 | 0 | 0 | 0 | 0 | 0 | 0 | 0 | 0 | 0 | 0 | 0 |
| M.Smith | 3 | 0 | 3 | 1 | 8 | 1 | 1 | 0 | 1 | 0 | 0 | 0 | 0 | 0 | 0 | 0 | 0 | 0 | 0 | 0 |
| T.Carrie | 2 | 1 | 3 | 0 | 0 | 0 | 0 | 0 | 1 | 0 | 0 | 0 | 0 | 0 | 0 | 0 | 0 | 0 | 0 | 0 |
| N.Ball | 2 | 0 | 2 | 0 | 0 | 0 | 0 | 0 | 0 | 0 | 0 | 1 | 0 | 0 | 0 | 0 | 0 | 0 | 0 | 0 |
| J.Tuck | 0 | 1 | 1 | 0 | 0 | 0 | 0 | 0 | 1 | 0 | 0 | 0 | 0 | 0 | 0 | 0 | 0 | 0 | 0 | 0 |
| B.Mayowa | 0 | 1 | 1 | 0 | 0 | 0 | 0 | 0 | 0 | 0 | 0 | 0 | 0 | 0 | 0 | 0 | 0 | 0 | 0 | 0 |
| S.McGee | 0 | 1 | 1 | 0 | 0 | 0 | 0 | 0 | 0 | 0 | 0 | 0 | 0 | 0 | 0 | 0 | 0 | 0 | 0 | 0 |
| J.Olawale | 0 | 0 | 0 | 0 | 0 | 0 | 0 | 0 | 0 | 0 | 0 | 2 | 0 | 0 | 0 | 0 | 0 | 0 | 0 | 0 |
| L.Asante | 0 | 0 | 0 | 0 | 0 | 0 | 0 | 0 | 0 | 0 | 0 | 1 | 0 | 0 | 0 | 0 | 0 | 0 | 0 | 0 |
| A.Holmes | 0 | 0 | 0 | 0 | 0 | 0 | 0 | 0 | 0 | 0 | 0 | 0 | 1 | 0 | 0 | 0 | 0 | 0 | 0 | 0 |
| D.Carr | 0 | 0 | 0 | 0 | 0 | 0 | 0 | 0 | 0 | 0 | 0 | 0 | 0 | 0 | 0 | 0 | 1 | 0 | 0 | 0 |
| R.Helu | 0 | 0 | 0 | 0 | 0 | 0 | 0 | 0 | 0 | 0 | 0 | 0 | 0 | 0 | 0 | 0 | 0 | 0 | 0 | 1 |
| Total | 33 | 22 | 55 | 2 | 12 | 2 | 3 | 2 | 6 | 0 | 0 | 4 | 1 | 0 | 0 | 0 | 1 | 0 | 0 | 1 |

10/11/2015 at O.co Coliseum

PERIOD SCORES

TIME OF POSSESSION

- Scoring Plays

| | Denver Broncos | Oakland Raiders |
|--|----------------|-----------------|
| TOTAL FIRST DOWNS | 8 | 10 |
| First Downs Rushing-Passing-by Penalty | 1 - 7 - 0 | 2 - 7 - 1 |
| THIRD DOWN EFFICIENCY | 2-6-33% | 3-6-50% |
| TOTAL NET YARDS | 181 | 171 |
| Total Offensive Plays | 26 | 31 |
| NET YARDS RUSHING | 15 | 41 |
| NET YARDS PASSING | 166 | 130 |
| Gross Yards Passing | 166 | 135 |
| Times thrown-yards lost attempting to pass | 0-0 | 1-5 |
| Pass Attempts-Completions-Had Intercepted | 21 - 13 - 1 | 14 - 11 - 0 |
| Punts-Number and Average | 2 - 42.5 | 2 - 56 |
| Penalties-Number and Yards | 1 - 5 | 4 - 25 |
| Fumbles-Number and Lost | 0 - 0 | 0 - 0 |
| Red Zone Efficiency | 0-2-0% | 1-2-50% |
| Average Drive Start | DEN 19 | OAK 20 |

[illegible]

10/11/2015 at O.co Coliseum

[illegible]

Play By Play

First Quarter

10/11/2015

DEN wins the coin toss and elects to defer. OAK elects to Receive, and DEN elects to defend the south goal.

Raiders' Captains: #4 D. Carr, #24 C Woodson, #45 M Reece, #53 M. Smith, #56 L. Alexander, #91 S. McGee

Broncos' Captains: #25 C Harris Jr., #40 J. Thompson, #65 L. Vasquez

B.McManus kicks 74 yards from DEN 35 to OAK -9. R.Helu to OAK 18 for 27 yards (S.Barrett).

Oakland Raiders at 15:00, (1st play from scrimmage 14:55)

| | | |
|--------------------|--|----|
| 1-10-OAK 18 | (14:55) (Shotgun) D.Carr pass incomplete short middle to M.Crabtree. | |
| 2-10-OAK 18 | (14:52) K.Barnes reported in as eligible. L.Murray up the middle to OAK 29 for 11 yards (M.Jackson). | R1 |
| <u>1-10-OAK 29</u> | (14:11) (Shotgun) D.Carr pass short left to A.Cooper pushed ob at OAK 42 for 13 yards (D.Trevathan, B.Roby). | P2 |
| <u>1-10-OAK 42</u> | (13:34) (Shotgun) L.Murray right tackle to OAK 43 for 1 yard (D.Wolfe). | |
| 2-9-OAK 43 | (13:01) L.Murray right tackle to OAK 45 for 2 yards (D.Trevathan). | |
| | <i>PENALTY on OAK-A.Howard, Offensive Holding, 10 yards, enforced at OAK 43 - No Play.</i> | |
| 2-19-OAK 33 | (12:33) (Shotgun) D.Carr pass short middle to L.Murray to OAK 37 for 4 yards (D.Ware). | |
| 3-15-OAK 37 | (11:55) (Shotgun) D.Carr pass short right to L.Murray to OAK 37 for no gain (M.Jackson, T.Ward). | |
| 4-15-OAK 37 | (11:17) M.King punts 51 yards to DEN 12, Center-J.Condo, downed by OAK-A.Holmes. | |

Denver Broncos at 11:06

| | | |
|-------------|--|--|
| 1-10-DEN 12 | (11:06) (Shotgun) P.Manning pass incomplete short middle to O.Daniels. | |
| 2-10-DEN 12 | (11:03) (Shotgun) P.Manning pass short right to E.Sanders to DEN 10 for -2 yards (K.Mack). | |
| 3-12-DEN 10 | (10:22) C.Anderson up the middle to DEN 20 for 10 yards (D.Hayden). | |
| 4-2-DEN 20 | (9:45) B.Colquitt punts 44 yards to OAK 36, Center-A.Brewer, out of bounds. | |

Oakland Raiders at 9:37

| | | |
|--------------------|--|----|
| 1-10-OAK 36 | (9:37) (Shotgun) L.Murray up the middle to OAK 36 for no gain (D.Trevathan). | |
| 2-10-OAK 36 | (9:02) K.Barnes reported in as eligible. L.Murray up the middle to OAK 42 for 6 yards (B.Marshall, D.Stewart). | |
| 3-4-OAK 42 | (8:33) (Shotgun) <i>PENALTY on DEN-T.Ward, Neutral Zone Infraction, 5 yards, enforced at OAK 42 - No Play.</i> | X3 |
| <u>1-10-OAK 47</u> | (8:13) K.Barnes reported in as eligible. J.Olawale left tackle to DEN 49 for 4 yards (S.Barrett; D.Stewart). | |
| 2-6-DEN 49 | (7:43) (Shotgun) D.Carr pass incomplete deep left to R.Helu (D.Trevathan). | |
| 3-6-DEN 49 | (7:36) (Shotgun) D.Carr pass deep middle to M.Crabtree to DEN 24 for 25 yards (B.Roby). | P4 |
| <u>1-10-DEN 24</u> | (6:53) K.Barnes reported in as eligible. L.Murray right guard to DEN 25 for -1 yards (T.Davis). | |
| 2-11-DEN 25 | (6:16) (Shotgun) D.Carr pass short left to M.Reece to DEN 16 for 9 yards (C.Harris). | |
| 3-2-DEN 16 | (5:34) K.Barnes reported in as eligible. J.Olawale left guard to DEN 14 for 2 yards (T.Davis; D.Ware). DEN-S.Williams was injured during the play. | R5 |
| <u>1-10-DEN 14</u> | (5:04) <i>K.Barnes reported in as eligible. PENALTY on OAK-G.Jackson, False Start, 5 yards, enforced at DEN 14 - No Play.</i> | |
| 1-15-DEN 19 | (4:46) (Shotgun) L.Murray left tackle to DEN 17 for 2 yards (D.Trevathan). | |
| 2-13-DEN 17 | (4:09) K.Barnes reported in as eligible. L.Murray right guard to DEN 15 for 2 yards (D.Wolfe, A.Talib). | |
| 3-11-DEN 15 | (3:30) (Shotgun) D.Carr sacked at DEN 20 for -5 yards (M.Jackson). | |
| 4-16-DEN 20 | (2:49) S.Janikowski 38 yard field goal is BLOCKED (S.Williams), Center-J.Condo, Holder-M.King. | |

Denver Broncos at 2:43

| | | |
|--------------------|--|----|
| 1-10-DEN 28 | (2:43) (Shotgun) P.Manning pass deep right to E.Sanders to OAK 27 for 45 yards (D.Hayden). | P1 |
| <u>1-10-OAK 27</u> | (1:55) (Shotgun) M.Garcia reported in as eligible. R.Hillman left end pushed ob at OAK 25 for 2 yards (D.Amerson). | |
| 2-8-OAK 25 | (1:17) (Shotgun) P.Manning pass incomplete short middle to O.Daniels. | |
| 3-8-OAK 25 | (1:13) (Shotgun) P.Manning pass short left to J.Norwood to OAK 14 for 11 yards (T.Carrie). | P2 |
| <u>1-10-OAK 14</u> | (:37) (Shotgun) C.Anderson left tackle to OAK 12 for 2 yards (K.Mack). | |

END OF QUARTER

| | Score | Time Poss | First Downs | | | | Efficiencies | |
|-----------------|-------|-----------|-------------|---|---|---|--------------|--------|
| | | | R | P | X | T | 3 Down | 4 Down |
| Denver Broncos | 0 | 4:12 | 0 | 2 | 0 | 2 | 1/2 | 0/0 |
| Oakland Raiders | 0 | 10:48 | 2 | 2 | 1 | 5 | 2/4 | 0/0 |

Play By Play

Second Quarter

10/11/2015

Denver Broncos continued.

- 2-8-OAK 12 (15:00) (Shotgun) P.Manning pass short left to E.Sanders to OAK 7 for 5 yards (N.Thorpe).
 3-3-OAK 7 (14:26) (Shotgun) P.Manning pass incomplete short middle to O.Daniels (J.Tuck).
 4-3-OAK 7 (14:22) **B.McManus 25 yard field goal is GOOD, Center-A.Brewer, Holder-B.Colquitt.**

DEN 3 OAK 0, 8 plays, 65 yards, 3:24 drive, 0:41 elapsed

B.McManus kicks 65 yards from DEN 35 to end zone, Touchback.

Oakland Raiders at 14:19

- 1-10-OAK 20 (14:19) (Shotgun) D.Carr pass short left to L.Murray to OAK 34 for 14 yards (B.Marshall). P6
1-10-OAK 34 (13:48) K.Barnes reported in as eligible. L.Murray left guard to OAK 37 for 3 yards (M.Jackson; D.Trevathan).
 2-7-OAK 37 (13:10) (Shotgun) L.Murray up the middle to OAK 41 for 4 yards (D.Trevathan, D.Ware).
 3-3-OAK 41 (12:29) (Shotgun) D.Carr pass short middle to A.Cooper to DEN 38 for 21 yards (D.Bruton). P7
1-10-DEN 38 (11:47) R.Helu left tackle to DEN 36 for 2 yards (S.Williams; D.Wolfe).
 2-8-DEN 36 (11:06) K.Barnes reported in as eligible. D.Carr pass deep right to C.Walford to DEN 3 for 33 yards (D.Trevathan). P8
1-3-DEN 3 (10:18) K.Barnes reported in as eligible. L.Murray right guard to DEN 3 for no gain (V.Miller).
 2-3-DEN 3 (9:42) **D.Carr pass short right to M.Reece for 3 yards, TOUCHDOWN.** P9
 S.Janikowski extra point is GOOD, Center-J.Condo, Holder-M.King.

DEN 3 OAK 7, 8 plays, 80 yards, 4:42 drive, 5:23 elapsed

S.Janikowski kicks 60 yards from OAK 35 to DEN 5. O.Bolden to DEN 28 for 23 yards (J.Olawale, A.Holmes).

Denver Broncos at 9:37, (1st play from scrimmage 9:31)

- 1-10-DEN 28 (9:31) (Shotgun) P.Manning pass short right to V.Green pushed ob at DEN 30 for 2 yards (C.Woodson).
PENALTY on OAK-B.Mayowa, Defensive Offside, 5 yards, enforced at DEN 28 - No Play.
 1-5-DEN 33 (9:02) (Shotgun) R.Hillman right tackle to DEN 32 for -1 yards (K.Mack; M.Edwards).
 2-6-DEN 32 (8:24) (Shotgun) P.Manning pass short right to D.Thomas to DEN 40 for 8 yards (D.Hayden). P3
1-10-DEN 40 (7:45) (Shotgun) P.Manning pass short right to J.Thompson to OAK 44 for 16 yards (C.Lofton). P4
1-10-OAK 44 (7:01) (Shotgun) P.Manning pass incomplete deep right to E.Sanders.
 2-10-OAK 44 (6:55) (Shotgun) P.Manning pass short left to E.Sanders to OAK 41 for 3 yards (C.Woodson).
 3-7-OAK 41 (6:24) (Shotgun) P.Manning pass incomplete short left to D.Thomas.
 4-7-OAK 41 (6:19) (Field Goal formation) B.McManus punts 41 yards to end zone, Center-A.Brewer, Touchback.

Oakland Raiders at 6:09

- 1-10-OAK 20 (6:09) (Shotgun) D.Carr pass short left to M.Reece to OAK 23 for 3 yards (D.Stewart).
 2-7-OAK 23 (5:32) (Shotgun) K.Barnes reported in as eligible. D.Carr pass short left to M.Reece to OAK 33 for 10 yards (T.Ward). P10
1-10-OAK 33 (4:54) J.Olawale up the middle to OAK 35 for 2 yards (M.Jackson, S.Barrett).
 2-8-OAK 35 (4:18) (Shotgun) L.Murray up the middle to OAK 39 for 4 yards (D.Kilgo).
 3-4-OAK 39 (3:41) (Shotgun) D.Carr pass incomplete short middle to L.Murray.
 4-4-OAK 39 (3:36) (Punt formation) *PENALTY on OAK-N.Ball, False Start, 5 yards, enforced at OAK 39 - No Play.*
 4-9-OAK 34 (3:36) M.King punts 61 yards to DEN 5, Center-J.Condo. E.Sanders to DEN 9 for 4 yards (N.Ball).

Denver Broncos at 3:24

- 1-10-DEN 9 (3:24) (Shotgun) P.Manning pass short middle to E.Sanders to DEN 18 for 9 yards (D.Amerson).
 2-1-DEN 18 (3:04) (No Huddle, Shotgun) C.Anderson left tackle to DEN 20 for 2 yards (M.Edwards, D.Williams). R5
1-10-DEN 20 (2:41) (No Huddle, Shotgun) P.Manning pass short left to E.Sanders to DEN 33 for 13 yards (N.Ball). P6
1-10-DEN 33 (2:20) (No Huddle, Shotgun) P.Manning pass short left to B.Fowler to OAK 26 for 41 yards (N.Thorpe). P7

Two-Minute Warning

- 1-10-OAK 26 (2:00) (Shotgun) P.Manning pass incomplete deep middle to J.Norwood.
 2-10-OAK 26 (1:56) (Shotgun) P.Manning pass short middle to E.Sanders to OAK 18 for 8 yards (D.Amerson).
 Timeout #1 by DEN at 01:50.
 3-2-OAK 18 (1:50) (Shotgun) P.Manning pass short left to J.Norwood to OAK 14 for 4 yards (N.Thorpe). P8
1-10-OAK 14 (1:13) (Shotgun) P.Manning pass short middle to R.Hillman to OAK 9 for 5 yards (M.Smith).
 2-5-OAK 9 (:30) (Shotgun) P.Manning pass incomplete short right to R.Hillman (M.Smith).
 Timeout #2 by DEN at 00:25.
 3-5-OAK 9 (:25) (Shotgun) P.Manning pass short middle intended for O.Daniels INTERCEPTED by C.Woodson at OAK -4. C.Woodson to OAK 7 for 11 yards (C.Anderson).

Denver Broncos vs Oakland Raiders at O.co Coliseum

Oakland Raiders at 0:18

1-10-OAK 7 (:18) D.Carr kneels to OAK 6 for -1 yards.

END OF QUARTER

| | Score | Time | First Downs | | | | Efficiencies | |
|-----------------|-------|------|-------------|---|---|---|--------------|--------|
| | | Poss | R | P | X | T | 3 Down | 4 Down |
| Denver Broncos | 3 | 7:15 | 1 | 5 | 0 | 6 | 1/4 | 0/0 |
| Oakland Raiders | 7 | 7:45 | 0 | 5 | 0 | 5 | 1/2 | 0/0 |

Play By Play

Third Quarter

10/11/2015

DEN elects to Receive, and OAK elects to defend the North goal.

S.Janikowski kicks 63 yards from OAK 35 to DEN 2. O.Bolden to DEN 33 for 31 yards (L.Asante).

Denver Broncos at 15:00, (1st play from scrimmage 14:51)

- 1-10-DEN 33 (14:51) M.Garcia reported in as eligible. R.Hillman right tackle to DEN 35 for 2 yards (D.Williams).
- 2-8-DEN 35 (14:22) R.Hillman left guard to DEN 39 for 4 yards (D.Williams, A.Smith).
- 3-4-DEN 39 (13:40) (Shotgun) P.Manning pass incomplete deep right to E.Sanders.
- 4-4-DEN 39 (13:35) B.Colquitt punts 38 yards to OAK 23, Center-A.Brewer, downed by DEN-D.Bruton.

Oakland Raiders at 13:26

- 1-10-OAK 23 (13:26) (Shotgun) D.Carr sacked at OAK 16 for -7 yards (V.Miller). FUMBLES (V.Miller) [V.Miller], RECOVERED by DEN-V.Miller at OAK 16. V.Miller to OAK 16 for no gain (D.Carr).

Denver Broncos at 13:21

- 1-10-OAK 16 (13:21) (Shotgun) P.Manning pass short left to D.Thomas to OAK 4 for 12 yards (D.Amerson; T.Carrie). P9
- 1-4-OAK 4 (12:47) (Shotgun) C.Anderson up the middle to OAK 3 for 1 yard (C.Woodson; D.Williams). OAK-C.Woodson was injured during the play. His return is Probable.
- 2-3-OAK 3 (12:16) (Shotgun) C.Anderson up the middle to OAK 2 for 1 yard (C.Lofton; K.Mack).
- 3-2-OAK 2 (11:32) (Shotgun) P.Manning pass incomplete short left to D.Thomas.
- 4-2-OAK 2 (11:28) **B.McManus 20 yard field goal is GOOD, Center-A.Brewer, Holder-B.Colquitt.**

| |
|---|
| DEN 6 OAK 7, 5 plays, 14 yards, 1:56 drive, 3:35 elapsed |
|---|

B.McManus kicks 63 yards from DEN 35 to OAK 2. M.Reece to OAK 20 for 18 yards (S.Barrett).

Oakland Raiders at 11:25, (1st play from scrimmage 11:19)

- 1-10-OAK 20 (11:19) L.Murray left guard to OAK 23 for 3 yards (D.Wolfe).
- 2-7-OAK 23 (10:41) (Shotgun) L.Murray up the middle to OAK 27 for 4 yards (Team).
- 3-3-OAK 27 (10:04) D.Carr pass incomplete short right to M.Crabtree [A.Smith].
- 4-3-OAK 27 (9:57) M.King punts 50 yards to DEN 23, Center-J.Condo, fair catch by E.Sanders.

Denver Broncos at 9:49

- 1-10-DEN 23 (9:49) (Shotgun) P.Manning pass deep middle to D.Thomas to DEN 39 for 16 yards (D.Amerson). P10
- 1-10-DEN 39 (9:23) (Shotgun) P.Manning pass deep middle to E.Sanders to OAK 39 for 22 yards (T.Carrie). P11
- 1-10-OAK 39 (8:43) (Shotgun) P.Manning sacked at OAK 47 for -8 yards (M.Smith).
- 2-18-OAK 47 (7:56) (Shotgun) P.Manning pass short right to E.Sanders to OAK 39 for 8 yards (M.Edwards, C.Woodson).
- 3-10-OAK 39 (7:13) (Shotgun) P.Manning pass short left to B.Fowler to OAK 34 for 5 yards (D.Hayden).
- 4-5-OAK 34 (6:35) **B.McManus 52 yard field goal is GOOD, Center-A.Brewer, Holder-B.Colquitt.**

| |
|---|
| DEN 9 OAK 7, 6 plays, 43 yards, 3:20 drive, 8:31 elapsed |
|---|

B.McManus kicks 65 yards from DEN 35 to end zone, Touchback.

Oakland Raiders at 6:29

- 1-10-OAK 20 (6:29) (Shotgun) D.Carr pass incomplete deep left to M.Crabtree.
- 2-10-OAK 20 (6:23) J.Olawale up the middle to OAK 21 for 1 yard (S.Barrett, D.Trevathan).
- 3-9-OAK 21 (5:45) (Shotgun) D.Carr pass deep middle to M.Rivera to OAK 40 for 19 yards (A.Talib). P11
- 1-10-OAK 40 (5:02) R.Helu right end to OAK 40 for no gain (D.Wolfe). DEN-V.Miller was injured during the play. His return is Probable.
- 2-10-OAK 40 (4:26) (Shotgun) K.Barnes reported in as eligible. D.Carr pass incomplete deep right to M.Reece.
- 3-10-OAK 40 (4:19) (Shotgun) D.Carr pass incomplete short left to M.Crabtree (C.Harris).
- 4-10-OAK 40 (4:14) M.King punts 45 yards to DEN 15, Center-J.Condo, fair catch by E.Sanders.

Denver Broncos at 4:06

- 1-10-DEN 15 (4:06) (Shotgun) P.Manning pass short right to D.Thomas pushed ob at DEN 32 for 17 yards (D.Hayden). P12
- 1-10-DEN 32 (3:44) (No Huddle, Shotgun) P.Manning pass short right to D.Thomas to DEN 39 for 7 yards (D.Amerson).
PENALTY on OAK-K.Mack, Illegal Use of Hands, 5 yards, enforced at DEN 32 - No Play. X13
- 1-10-DEN 37 (3:20) (Shotgun) P.Manning pass short left to D.Thomas to DEN 39 for 2 yards (N.Thorpe).
- 2-8-DEN 39 (3:02) (No Huddle, Shotgun) P.Manning pass incomplete deep middle to E.Sanders (D.Amerson).
- 3-8-DEN 39 (2:56) (Shotgun) P.Manning pass deep right intended for D.Thomas INTERCEPTED by C.Woodson at OAK 37. C.Woodson to OAK 37 for no gain.

Oakland Raiders at 2:48

- 1-10-OAK 37 (2:48) (Shotgun) D.Carr pass short middle to M.Reece to 50 for 13 yards (B.Marshall). P12
- 1-10-50 (2:09) (Shotgun) D.Carr pass short right to M.Crabtree to DEN 43 for 7 yards (B.Roby).

Denver Broncos vs Oakland Raiders at O.co Coliseum

PENALTY on DEN-M.Jackson, Unsportsmanlike Conduct, 15 yards, enforced at DEN 43.

| | |
|-------------|--|
| 1-10-DEN 28 | (1:37) (Shotgun) D.Carr sacked at DEN 35 for -7 yards (S.Barrett). |
| 2-17-DEN 35 | (:56) (Shotgun) R.Helu left guard to DEN 31 for 4 yards (Team). |
| 3-13-DEN 31 | (:17) (Shotgun) D.Carr pass short middle to R.Helu to DEN 22 for 9 yards (T.Ward, B.Marshall). |

END OF QUARTER

| | Score | Time Poss | First Downs | | | | Efficiencies | |
|-----------------|-------|-----------|-------------|---|---|---|--------------|--------|
| | | | R | P | X | T | 3 Down | 4 Down |
| Denver Broncos | 9 | 8:08 | 0 | 4 | 1 | 5 | 0/4 | 0/0 |
| Oakland Raiders | 7 | 6:52 | 0 | 2 | 1 | 3 | 1/4 | 0/0 |

Fourth Quarter

10/11/2015

Play By Play

Oakland Raiders continued.

4-4-DEN 22 (15:00) S.Janikowski 40 yard field goal is No Good, Wide Left, Center-J.Condo, Holder-M.King.

Denver Broncos at 14:56

1-10-DEN 30 (14:56) (Shotgun) R.Hillman up the middle to DEN 33 for 3 yards (B.Mayowa; S.McGee).

2-7-DEN 33 (14:14) (Shotgun) P.Manning pass incomplete short middle to O.Daniels (T.Carrie).

3-7-DEN 33 (14:10) (Shotgun) P.Manning pass incomplete short left to B.Fowler [A.Smith].

PENALTY on OAK-N.Thorpe, Defensive Pass Interference, 11 yards, enforced at DEN 33 - No Play.

X14

1-10-DEN 44 (14:04) (Shotgun) R.Hillman right guard to DEN 49 for 5 yards (A.Smith).

2-5-DEN 49 (13:26) (Shotgun) R.Hillman left guard to OAK 45 for 6 yards (K.Mack).

R15

1-10-OAK 45 (12:44) (Shotgun) C.Anderson left guard to OAK 42 for 3 yards (J.Tuck; C.Lofton). OAK-J.Tuck was injured during the play. His return is Questionable.*PENALTY on DEN-T.Polumbus, Unnecessary Roughness, 15 yards, enforced at OAK 42.*

2-22-DEN 43 (12:16) (Shotgun) P.Manning sacked at DEN 39 for -4 yards (sack split by M.Edwards and A.Smith).

3-26-DEN 39 (11:32) (Shotgun) P.Manning pass short left to C.Anderson to DEN 47 for 8 yards (N.Thorpe, C.Woodson).

Penalty on DEN-M.Schofield, Offensive Holding, declined.

4-18-DEN 47 (11:09) B.Colquitt punts 42 yards to OAK 11, Center-A.Brewer, downed by DEN-T.Davis.

Oakland Raiders at 10:58

1-10-OAK 11 (10:58) (Shotgun) D.Carr pass short left to A.Cooper to OAK 18 for 7 yards (D.Trevathan).

2-3-OAK 18 (10:35) (Shotgun) A.Cooper right end to OAK 20 for 2 yards (T.Ward).

3-1-OAK 20 (10:22) (Shotgun) D.Carr pass short middle to R.Helu to OAK 25 for 5 yards (B.Marshall).

P14

1-10-OAK 25 (9:44) (Shotgun) D.Carr pass short left to D.Penn to OAK 28 for 3 yards (M.Jackson).

2-7-OAK 28 (8:59) (Shotgun) D.Carr pass incomplete deep right to A.Holmes (K.Webster).

3-7-OAK 28 (8:53) (Shotgun) D.Carr pass deep right to M.Crabtree to OAK 49 for 21 yards (D.Stewart) [V.Miller].

P15

PENALTY on DEN-V.Miller, Roughing the Passer, 15 yards, enforced at OAK 49.

X16

1-10-DEN 36 (8:15) J.Olawale up the middle to DEN 37 for -1 yards (D.Stewart).

2-11-DEN 37 (7:29) (Shotgun) M.Reece up the middle to DEN 31 for 6 yards (T.Ward).

3-5-DEN 31 **(7:05) (No Huddle, Shotgun) D.Carr pass short middle intended for S.Roberts INTERCEPTED by C.Harris at DEN 26. C.Harris for 74 yards, TOUCHDOWN.**

Denver Broncos at 6:53

B.McManus extra point is GOOD, Center-A.Brewer, Holder-B.Colquitt.

DEN 16 OAK 7, 0 plays, 74 yards, 0:00 drive , 8:07 elapsed

B.McManus kicks 65 yards from DEN 35 to end zone, Touchback. DEN-O.Bolden was injured during the play. His return is Questionable.

Oakland Raiders at 6:53

1-10-OAK 20 (6:53) (Shotgun) D.Carr pass incomplete short middle to R.Helu.

2-10-OAK 20 (6:50) (Shotgun) D.Carr pass short middle to M.Rivera to OAK 24 for 4 yards (T.Ward).

3-6-OAK 24 (6:18) (Shotgun) D.Carr pass incomplete short middle to R.Helu (A.Smith).

4-6-OAK 24 *(6:14) (Punt formation) PENALTY on DEN-O.Bolden, Neutral Zone Infraction, 5 yards, enforced at OAK 24 - No Play.*

4-1-OAK 29 (6:14) K.Barnes reported in as eligible. J.Olawale up the middle to OAK 34 for 5 yards (C.Harris; D.Trevathan).

R17

1-10-OAK 34 (5:39) (Shotgun) D.Carr pass short left to A.Cooper to OAK 40 for 6 yards (B.Marshall).

2-4-OAK 40 (5:14) (No Huddle, Shotgun) D.Carr pass short left to M.Reece to OAK 47 for 7 yards (B.Marshall).

P18

1-10-OAK 47 (4:57) (No Huddle, Shotgun) D.Carr pass incomplete deep right to M.Crabtree.

2-10-OAK 47 (4:52) (No Huddle, Shotgun) D.Carr pass short right to M.Crabtree to OAK 48 for 1 yard (C.Harris).

3-9-OAK 48 (4:18) (Shotgun) D.Carr pass short middle to M.Rivera to DEN 42 for 10 yards (T.Ward). FUMBLES (T.Ward), recovered by OAK-R.Helu at DEN 42. R.Helu to DEN 42 for no gain (D.Trevathan).

P19

1-10-DEN 42 (3:47) (No Huddle, Shotgun) D.Carr pass short right to S.Roberts to DEN 28 for 14 yards (D.Bruton). FUMBLES (D.Bruton), RECOVERED by DEN-D.Stewart at DEN 28. D.Stewart to DEN 31 for 3 yards (S.Roberts). The Replay Official reviewed the fumble ruling, and the play was REVERSED.

(No Huddle, Shotgun) D.Carr pass incomplete short right to S.Roberts (D.Bruton).

2-10-DEN 42 (3:43) (Shotgun) D.Carr pass short right to R.Helu to DEN 44 for -2 yards (B.Marshall).

3-12-DEN 44 (3:16) (No Huddle, Shotgun) D.Carr sacked at OAK 49 for -7 yards (S.Ray).

4-19-OAK 49 (2:38) (Shotgun) D.Carr pass short right to M.Reece to DEN 47 for 4 yards (C.Harris).

Denver Broncos at 2:30

1-10-DEN 47 (2:30) C.Anderson right tackle to DEN 47 for no gain (M.Smith).

Timeout #1 by OAK at 02:25.

Denver Broncos vs Oakland Raiders at O.co Coliseum

2-10-DEN 47 (2:25) C.Anderson left end to DEN 46 for -1 yards (C.Lofton; A.Smith).
Timeout #2 by OAK at 02:18.

3-11-DEN 46 (2:18) (Shotgun) P.Manning pass short middle to C.Anderson to OAK 44 for 10 yards (N.Ball).
Denver challenged the first down ruling, and the play was Upheld. The ruling on the field was confirmed. (Timeout #1 at 02:06.)

Two-Minute Warning

4-1-OAK 44 (2:00) B.Colquitt punts 44 yards to end zone, Center-A.Brewer, Touchback.

Oakland Raiders at 1:52

1-10-OAK 20 (1:52) (Shotgun) D.Carr pass incomplete deep middle to A.Cooper.
PENALTY on DEN-B.Roby, Defensive Pass Interference, 48 yards, enforced at OAK 20 - No Play.

1-10-DEN 32 (1:45) S.Janikowski 50 yard field goal is GOOD, Center-J.Condo, Holder-M.King.

| |
|--|
| DEN 16 OAK 10, 1 plays, 48 yards, 1 penalty, 0:12 drive, 13:20 elapsed |
|--|

S.Janikowski kicks onside 14 yards from OAK 35 to OAK 49. D.Thomas (didn't try to advance) ran ob at OAK 49 for no gain.

Denver Broncos at 1:40, (1st play from scrimmage 1:39)

1-10-OAK 49 (1:39) M.Garcia reported in as eligible. C.Anderson right tackle to OAK 47 for 2 yards (K.Mack).
Timeout #3 by OAK at 01:34.

2-8-OAK 47 (1:34) C.Anderson left tackle to OAK 47 for no gain (M.Edwards; D.Williams).

3-8-OAK 47 (:52) M.Garcia reported in as eligible. C.Anderson left tackle to OAK 45 for 2 yards (M.Edwards).
Timeout #2 by DEN at 00:08.

4-6-OAK 45 (:08) B.Colquitt punts 43 yards to OAK 2, Center-A.Brewer. A.Cooper to OAK 20 for 18 yards. Lateral to L.Alexander to OAK 28 for 8 yards (S.Barrett). FUMBLES (S.Barrett), RECOVERED by DEN-D.Bruton at OAK 27. D.Bruton to OAK 27 for no gain (J.Olawale).

END OF QUARTER

| | Score | Time Poss | First Downs | | | | Efficiencies | |
|-----------------|-------|-----------|-------------|---|---|---|--------------|--------|
| | | | R | P | X | T | 3 Down | 4 Down |
| Denver Broncos | 16 | 6:16 | 1 | 0 | 1 | 2 | 0/3 | 0/0 |
| Oakland Raiders | 10 | 8:44 | 1 | 4 | 2 | 7 | 3/6 | 1/2 |

Miscellaneous Statistics Report

Denver Broncos vs Oakland Raiders

10/11/2015 at O.co Coliseum

Ten Longest Plays for Denver Broncos

| Yards | Qtr | Play Start | Play Description |
|-------|-----|-------------|--|
| 45 | 1 | 1-10-DEN 28 | (2:43) (Shotgun) P.Manning pass deep right to E.Sanders to OAK 27 for 45 yards (D.Hayden). |
| 41 | 2 | 1-10-DEN 33 | (2:20) (No Huddle, Shotgun) P.Manning pass short left to B.Fowler to OAK 26 for 41 yards (N.Thorpe). |
| 22 | 3 | 1-10-DEN 39 | (9:23) (Shotgun) P.Manning pass deep middle to E.Sanders to OAK 39 for 22 yards (T.Carrie). |
| 17 | 3 | 1-10-DEN 15 | (4:06) (Shotgun) P.Manning pass short right to D.Thomas pushed ob at DEN 32 for 17 yards (D.Hayden). |
| 16 | 2 | 1-10-DEN 40 | (7:45) (Shotgun) P.Manning pass short right to J.Thompson to OAK 44 for 16 yards (C.Lofton). |
| 16 | 3 | 1-10-DEN 23 | (9:49) (Shotgun) P.Manning pass deep middle to D.Thomas to DEN 39 for 16 yards (D.Amerson). |
| 13 | 2 | 1-10-DEN 20 | (2:41) (No Huddle, Shotgun) P.Manning pass short left to E.Sanders to DEN 33 for 13 yards (N.Ball). |
| 12 | 3 | 1-10-OAK 16 | (13:21) (Shotgun) P.Manning pass short left to D.Thomas to OAK 4 for 12 yards (D.Amerson; T.Carrie). |
| 11 | 1 | 3-8-OAK 25 | (1:13) (Shotgun) P.Manning pass short left to J.Norwood to OAK 14 for 11 yards (T.Carrie). |
| 10 | 1 | 3-12-DEN 10 | (10:22) C.Anderson up the middle to DEN 20 for 10 yards (D.Hayden). |

Ten Longest Plays for Oakland Raiders

| Yards | Qtr | Play Start | Play Description |
|-------|-----|-------------|--|
| 36 | 4 | 3-7-OAK 28 | (8:53) (Shotgun) D.Carr pass deep right to M.Crabtree to OAK 49 for 21 yards (D.Stewart) [V.Miller]. |
| 33 | 2 | 2-8-DEN 36 | (11:06) K.Barnes reported in as eligible. D.Carr pass deep right to C.Walford to DEN 3 for 33 yards (D.Trevathan). |
| 25 | 1 | 3-6-DEN 49 | (7:36) (Shotgun) D.Carr pass deep middle to M.Crabtree to DEN 24 for 25 yards (B.Roby). |
| 22 | 3 | 1-10-50 | (2:09) (Shotgun) D.Carr pass short right to M.Crabtree to DEN 43 for 7 yards (B.Roby). |
| 21 | 2 | 3-3-OAK 41 | (12:29) (Shotgun) D.Carr pass short middle to A.Cooper to DEN 38 for 21 yards (D.Bruton). |
| 19 | 3 | 3-9-OAK 21 | (5:45) (Shotgun) D.Carr pass deep middle to M.Rivera to OAK 40 for 19 yards (A.Talib). |
| 14 | 2 | 1-10-OAK 20 | (14:19) (Shotgun) D.Carr pass short left to L.Murray to OAK 34 for 14 yards (B.Marshall). |
| 13 | 1 | 1-10-OAK 29 | (14:11) (Shotgun) D.Carr pass short left to A.Cooper pushed ob at OAK 42 for 13 yards (D.Trevathan, B.Roby). |
| 13 | 3 | 1-10-OAK 37 | (2:48) (Shotgun) D.Carr pass short middle to M.Reece to 50 for 13 yards (B.Marshall). |
| 11 | 1 | 2-10-OAK 18 | (14:52) K.Barnes reported in as eligible. L.Murray up the middle to OAK 29 for 11 yards (M.Jackson). |

Touchdown Scoring Information

| | | Offense | Defense | Special Teams |
|---------|-----------------|---------|---------|---------------|
| VISITOR | Denver Broncos | 0 | 1 | 0 |
| HOME | Oakland Raiders | 1 | 0 | 0 |

Player Scoring Information

| Club | Player | TD | Rush TD | Rec TD | KO TD | Punt TD | Int TD | Fum TD | Misc TD | FG | XP | 2Pt Rush | 2Pt Rec | Sfty | Points |
|------|--------------|----|---------|--------|-------|---------|--------|--------|---------|----|----|----------|---------|------|--------|
| DEN | B.McManus | 0 | 0 | 0 | 0 | 0 | 0 | 0 | 0 | 3 | 1 | 0 | 0 | 0 | 10 |
| DEN | C.Harris | 0 | 0 | 0 | 0 | 0 | 1 | 0 | 0 | 0 | 0 | 0 | 0 | 0 | 6 |
| OAK | M.Reece | 0 | 0 | 1 | 0 | 0 | 0 | 0 | 0 | 0 | 0 | 0 | 0 | 0 | 6 |
| OAK | S.Janikowski | 0 | 0 | 0 | 0 | 0 | 0 | 0 | 0 | 1 | 1 | 0 | 0 | 0 | 4 |

Possession Detail

| | First Half | | Second Half | | Game | |
|-----------------------------|------------|------|-------------|-------|---------|-------|
| | Visitor | Home | Visitor | Home | Visitor | Home |
| Largest Lead | 3 | 4 | 9 | 1 | 9 | 4 |
| Drives Leading | 0 | 2 | 4 | 2 | 4 | 4 |
| Time of Possession Leading | 0:00 | 3:03 | 7:34 | 1:41 | 7:34 | 4:44 |
| Largest Deficit | -4 | -3 | -1 | -9 | -4 | -9 |
| Drives Trailing | 2 | 1 | 3 | 5 | 5 | 6 |
| Time of Possession Trailing | 6:34 | 4:42 | 6:50 | 13:55 | 13:24 | 18:37 |
| Times Score Tied Up | | 0 | | 0 | | 0 |
| Lead Changes | | 2 | | 1 | | 3 |

Playtime Percentage

Percent of playtime per player on offense, defense and special teams

| Denver Broncos | | | | | | Oakland Raiders | | | | | |
|----------------|----|---------|---------|---------------|-----|-----------------|----|---------|---------|---------------|-----|
| | | Offense | Defense | Special Teams | | | | Offense | Defense | Special Teams | |
| E Mathis | G | 58 100% | | 5 | 19% | D Penn | T | 70 100% | | 4 | 15% |
| L Vasquez | G | 58 100% | | 5 | 19% | J Webb | T | 70 100% | | 4 | 15% |
| M Schofield | T | 58 100% | | 5 | 19% | A Howard | T | 70 100% | | 4 | 15% |
| M Paradis | C | 58 100% | | 5 | 19% | G Jackson | G | 70 100% | | 4 | 15% |
| P Manning | QB | 58 100% | | | | D Carr | QB | 70 100% | | | |
| E Sanders | WR | 55 95% | | 4 | 15% | R Hudson | C | 70 100% | | | |
| O Daniels | TE | 53 91% | | | | A Cooper | WR | 64 91% | | 4 | 15% |
| D Thomas | WR | 49 84% | | 1 | 4% | M Crabtree | WR | 50 71% | | | |
| C Anderson | RB | 33 57% | | 1 | 4% | L Smith | TE | 37 53% | | 9 | 35% |
| T Polumbus | T | 33 57% | | | | S Roberts | WR | 29 41% | | | |
| J Norwood | WR | 28 48% | | | | L Murray | RB | 28 40% | | | |
| V Green | TE | 25 43% | | 13 | 50% | R Helu | RB | 27 39% | | 10 | 38% |
| R Harris | T | 25 43% | | 5 | 19% | C Walford | TE | 26 37% | | | |
| R Hillman | RB | 21 36% | | | | M Rivera | TE | 23 33% | | 4 | 15% |
| B Fowler | WR | 9 16% | | 17 | 65% | M Reece | FB | 22 31% | | 12 | 46% |
| A Caldwell | WR | 8 14% | | 10 | 38% | J Olawale | FB | 15 21% | | 17 | 65% |
| M Garcia | G | 7 12% | | 5 | 19% | K Barnes | T | 15 21% | | 4 | 15% |
| J Thompson | RB | 2 3% | | 9 | 35% | A Holmes | WR | 14 20% | | 15 | 58% |
| T Ward | SS | | 69 99% | 4 | 15% | D Hayden | CB | | 58 100% | 5 | 19% |
| C Harris | CB | | 67 96% | 3 | 12% | D Amerson | CB | | 58 100% | 5 | 19% |
| B Marshall | LB | | 63 90% | 7 | 27% | M Smith | LB | | 58 100% | | |
| V Miller | LB | | 56 80% | | | T Carrie | CB | | 56 97% | 5 | 19% |
| D Stewart | FS | | 55 79% | 4 | 15% | A Smith | LB | | 51 88% | 1 | 4% |
| A Talib | CB | | 53 76% | 3 | 12% | C Woodson | FS | | 50 86% | | |
| D Trevathan | LB | | 50 71% | 7 | 27% | M Edwards | DE | | 50 86% | | |
| D Wolfe | DE | | 47 67% | 4 | 15% | K Mack | DE | | 48 83% | 5 | 19% |
| M Jackson | DE | | 46 66% | 2 | 8% | J Tuck | DE | | 37 64% | 4 | 15% |
| B Roby | CB | | 43 61% | 8 | 31% | N Ball | LB | | 36 62% | 9 | 35% |
| S Barrett | LB | | 38 54% | 20 | 77% | N Thorpe | CB | | 26 45% | 12 | 46% |
| S Williams | NT | | 34 49% | 4 | 15% | S McGee | NT | | 24 41% | 5 | 19% |
| A Smith | DE | | 27 39% | 2 | 8% | C Lofton | LB | | 22 38% | 5 | 19% |
| D Bruton | SS | | 25 36% | 21 | 81% | D Williams | DT | | 22 38% | 5 | 19% |
| S Ray | LB | | 24 34% | 4 | 15% | C Wilson | DE | | 15 26% | 5 | 19% |
| D Ware | LB | | 22 31% | 2 | 8% | B Mayowa | DE | | 11 19% | 6 | 23% |
| V Walker | DE | | 18 26% | 4 | 15% | L Asante | FS | | 10 17% | 6 | 23% |
| D Kilgo | NT | | 14 20% | 1 | 4% | R Armstrong | LB | | 6 10% | 8 | 31% |
| K Webster | CB | | 11 16% | 16 | 62% | L Alexander | LB | | | 22 | 85% |
| T Davis | LB | | 6 9% | 17 | 65% | K McGill | CB | | | 17 | 65% |
| C Nelson | LB | | 2 3% | 17 | 65% | B Heeney | LB | | | 17 | 65% |
| B McManus | K | | | 10 | 38% | K Lambert | S | | | 16 | 62% |
| A Brewer | LS | | | 10 | 38% | T Bergstrom | C | | | 9 | 35% |
| O Bolden | FS | | | 10 | 38% | M King | P | | | 8 | 31% |
| B Colquitt | P | | | 10 | 38% | J Condo | LS | | | 8 | 31% |
| M Henry | TE | | | 9 | 35% | S Janikowski | K | | | 7 | 27% |
| J Ferentz | C | | | 2 | 8% | | | | | | |



GAME RECAP CLIPS
RAIDERS VS BRONCOS

BAY AREA NEWS GROUP

Broncos beat Raiders 16-10

By Jimmy Durkin

October 11, 2015

OAKLAND -- The Raiders kept Peyton Manning out of the end zone, didn't allow an offensive touchdown and still suffered their eighth straight defeat to the Denver Broncos with Sunday's 16-10 loss at O.co Coliseum.

Two missed field goals by Sebastian Janikowski and a Derek Carr fourth-quarter interception that was returned for a touchdown spoiled a valiant defensive effort. But, as coach Jack Del Rio said, there's no reward for simply playing competitive football.

"There's no consolation in this league for playing hard and playing well enough to keep it close and have opportunities," Del Rio said. "I'm disappointed for all the men in that room and how hard they've worked, but we will continue to attack these games and look for better results."

Carr's fateful pass, taken back 74 yards for a touchdown by Denver's Chris Harris Jr., came as the Broncos' blitzed on third-and-5. The Raiders trailed 9-7 and, Janikowski's struggles aside, were in field goal range at the Denver 31-yard line.

The blitzed necessitated a "hot" read, and Carr and wide receiver Seth Roberts weren't on the same page as the pass sailed well behind him and easily into Harris' hands.

"They brought a pressure and we were hot, so I was throwing my hot and we just didn't execute," Carr said.

From Del Rio's view, the play had a chance to be a big one for the Raiders (2-3).

"The live view and the quick view I saw on the replay, it had a chance to be a catch and run and an explosive play and a first down and points for us," he said, "and it turned into a pick-six going the other way."

The touchdown gave the Broncos (5-0) a 16-7 lead with 6:53 to play, and the Raiders came up empty on their ensuing 13-play drive. It ended on a fourth-and-19 screen pass to Marcel Reece that was stopped after just 4 yards.

"I really don't have an answer for that," Del Rio said when asked about that play call.

Oakland got the ball back one more time, and Amari Cooper drew a 48-yard pass interference penalty. The Raiders went for the field goal on the next play, and Janikowski made a 50-yard kick with 1:40 left to play.

But Janikowski's onside kick that followed bounced cleanly into the hands of Demaryius Thomas, sealing a win that gives the Broncos their longest winning streak over the Raiders in franchise history.

Manning threw for 266 yards but no touchdowns and was intercepted twice. Both came courtesy of 39-year-old Charles Woodson, who picked him off in the end zone just before halftime and again in the third quarter. Those were Woodson's first career interceptions in nine games against Manning and give him 64 for his career, tying him with Ed Reed for sixth on the NFL's all-time list.

Despite the defense's effort -- the Raiders held Denver to 297 yards and a 2-of-13 conversion rate on third down -- Woodson said this loss was on the whole team.

"We won't get into pointing fingers. That's not what we do," Woodson said. "As a team, all three phases have to do their jobs. That's the name of the game. We win as a team, we lose as a team."

In reality, the Raiders lost because they couldn't do enough against the NFL's top-ranked defense.

"We have to give them credit," Carr said of the Broncos. "They are the No. 1 defense in every stat, and they competed and they outperformed us obviously today."

Denver limited the Raiders to just 2.6 yards per carry. Carr threw for 249 yards while completing 26 of 39 passes, an average of 6.4 yards per attempt. The Broncos also sacked Carr four times, nearly doubling the five sacks the Raiders had allowed entering the game.

Denver linebacker Von Miller provided one of the game's most significant plays. The Raiders held a 7-3 lead at halftime thanks to a 3-yard touchdown pass from Carr to Reece and Woodson's interception with 18 seconds left in the second quarter.

The Raiders forced Denver to go three-and-out to open the second half. On the first play of Oakland's possession, Miller blasted past an attempted cut block from right tackle Austin Howard and sacked Carr, forced a fumble and recovered it.

The Raiders stood firm on defense to force a field goal, but that took a chunk of wind out of their sails. They followed with a three-and-out, and Denver kicked another field goal on its next drive to take the lead for good.

While moral victories don't exist, this was the first time during the Raiders' eight-game losing streak to Denver that the score was within single digits. They had lost the previous seven by an average of more than three touchdowns and earned some respect from the Broncos with this performance.

"They've got a good team over there," Miller said. "They'll be able to win some games. It's a different Raiders team than what it's been in the past. I don't think they'll be too down."

SAN FRANCISCO CHRONICLE

Raiders: Plenty of D, but no O in loss to Denver

By Vic Tafur

October 11, 2015

After he was dressed and the locker room was empty, quarterback Derek Carr took one look back at the playing field at the Coliseum on Sunday afternoon.

"It's hard," he said. "I feel like we left a win on the field there."

In a twist few could have imagined, the Raiders' defense shut down Peyton Manning and the Broncos, only to be let down by the offense. Oakland was held out of the end zone for the last 39 minutes, and — worse yet — Carr gave Denver seven points late in a 16-10 loss.

Cornerback Chris Harris provided the Broncos' only touchdown of the day with a 74-yard interception return with 6:53 left. The Raiders (2-3) have lost eight straight games to the Broncos (5-0).

"I feel great about my team," Oakland head coach Jack Del Rio said. "I feel disappointed for the men in that locker room that we don't get to enjoy the fruits of a victory. ... We will continue to attack these games and look for better results."

Carr must have been distracted by the Blue Angels flying overhead on his interception because he fired the pass a good 5 yards behind Seth Roberts, who was coming across the middle. Harris could have jogged into the end zone.

Carr blamed the interception on miscommunication. Del Rio said he thought Roberts was "wide open" and the play "had a chance to be a big catch and run."

The Raiders got the ball back, but Carr threw a 4-yard screen pass to fullback Marcel Reece on 4th-and-19.

Del Rio said he had "no answer" when asked about the play. Carr said, "That was the call we went with."

Oakland, thanks to its defense, got the ball back yet again, and Sebastian Janikowski made a 50-yard field goal with 1:40 left. His ensuing onside kick bounced high and true and the Broncos easily recovered.

Janikowski, on the day he broke Tim Brown's record for most games played (241) with the Raiders, earlier had a 38-yard field-goal attempt blocked and was wide left from 40.

"He's had many great days," Del Rio said. "Today was not one of them."

The Raiders head into their bye week having wasted a great performance by safety Charles Woodson and the defense. Woodson had two interceptions against Manning, including one in the end zone.

Woodson had gone through the first 18 years of his career without an interception against Manning, his 1998 NFL draftclass buddy. Woodson celebrated his 39th birthday Wednesday and said what he really wanted was an interception of Manning.

He would trade in both picks for a win.

"Those things are the shiny things, shiny toys that you like, but it's about wins and losses, man," Woodson said. "Our mission is to win our division. The only way we can do that is to beat the team that's won it the last few years."

The defense did its part, holding the Broncos to six points on three trips inside the red zone.

"What we did today was nothing unexpected from us on our end," said safety TJ Carrie, who played with a chest injury after not practicing all week.

Oakland limited Denver to 43 yards rushing on 18 carries and held tight end Owen Daniels to zero catches on five targets. The Raiders put rookie linebacker Neiron Ball on him after giving up career-high performances to opposing tight ends each of the first four games of the season.

The offense, meanwhile, seemed like it had things clicking on an eight-play, 80-yard drive at the start of the second quarter. Carr hit Amari Cooper for 21 yards, then found seldom-seen rookie tight end Clive Walford for a 33-yard play.

The running game had been working early (that would stop soon thereafter), so the Broncos bit on a play-action fake and Carr easily found Reece for a 3-yard touchdown pass.

Denver would close to 7-6 early in the third quarter, thanks to a play by linebacker Von Miller. He eluded tackle Austin Howard's attempt at a chop block, jumped into Carr's lap and pulled the ball from the quarterback's hands. Oakland's defense then gave up only 14 yards on four plays, but the 20-yard field goal was too costly.

On this day, the Raiders couldn't afford to give up 10 points off turnovers. And their second-year quarterback knew it.

"Look to me," Carr said. "I always take all the accountability."

Vic Tafur is a San Francisco Chronicle staff writer. E-mail: vtafur@sfchronicle.com Twitter: @VicTafur

Raiders' 3 notables

Defense: Held Peyton Manning without a touchdown and the Broncos to 2 of 13 on third down. The unit deserved a win.

Derek Carr: He made a "hot read" on a Denver blitz and fired a pass behind Seth Roberts that resulted in a game-icing Pick-6 for cornerback Chris Harris.

Sebastian Janikowski: Will want to forget the day he broke Tim Brown's team record for games played. Missed a 40-yard field-goal try and had one blocked in a six-point loss.

CSN BAY AREA

Instant Replay: Raiders' offense sputters in loss to Denver

By Scott Bair

October 11, 2015

OAKLAND – The Raiders and Denver Broncos met for the 110th time on Sunday afternoon, the latest installment in a storied rivalry that has become a little lopsided.

Denver had won seven straight entering this AFC West clash at O.co Coliseum by an average of 20.14 points, the last six with quarterback Peyton Manning at the helm.

This meeting was not a blowout. Not by any stretch.

The Raiders defense made sure of that. This one came down to the wire, another nail biter in a string of dramatic finishes.

Unlike previous contests, a streak-snapping victory over Denver would signal a return to relevance for a franchise fighting for respect.

They didn't get it. Raiders quarterback Derek Carr threw an ill-timed interception that Chris Harris returned 74 yards for a touchdown in the fourth quarter and the Broncos held on for a 16-10 victory.

The Raiders lost their second straight heartbreaker and drop to 2-3 heading into a bye week.

Harris' interception gave Denver a 16-7 lead with roughly seven minutes remaining. It could've been closer.

Typically clutch Raiders kicker Sebastian Janikowski missed two huge opportunities to pad the Raiders' point total. He had a field goal blocked in the first quarter – it wasn't really his fault – and missed a 40-yard field goal that could've given the Raiders a fourth-quarter lead.

The Broncos secondary clamped down in the second half, preventing the Raiders passing game from establishing a good rhythm. That produced check-downs to Marcel Reece, who was heavily involved without much open downfield.

The run game was active with Latavius Murray early on, which opened up options with the play-action pass.

Murray, who had a shoulder injury entering the game, got treatment in the locker room in the second half, but spent most of the time after on the sideline seemingly ready to go in.

The offense grew stagnant as the game wore on, and the Broncos defensive pressure in the front and back eventually produced turnovers that ultimately cost the Raiders this game and negated an excellent defensive effort that held Manning in check most of the game. The Raiders were solid on third down, produced turnovers and were tough in the red zone.

Woodson picks Manning:

Charles Woodson had 62 interceptions heading into Sunday's game with none of them against Peyton Manning, one of just three NFL players remaining from the 1998 draft class.

Woodson said he'd like to pick Manning. He did it twice. In doing so, Woodson becomes the first 39-year old with a multi-interception game in NFL history.

His first came late in the second quarter. In the end zone. The clutch performance kept the Raiders out front with a 7-3 halftime lead.

That wasn't enough. He did it again in the third quarter as well, showing great closing speed on a high-arching passing.

Woodson has four interceptions in his last three games and is just the third NFL player to intercept a pass at age 39 or older.

Janikowski struggles on big day:

Raiders kicker Sebastian Janikowski set a franchise record with 241 games played, and was honored during the contest for his efforts over so many years.

Other than that, his day didn't go well. He had a field goal blocked in the first quarter, and missed from 40 yards out on a field goal that could've given the Raiders a fourth-quarter lead.

With the Raiders trailing 16-7, Janikowski made a 50-yard field goal to cut the Broncos' lead to 16-10.

Janikowski is normally a touchback machine on kickoffs, but didn't have the power required to reach the end zone consistently.

Goal-line stand:

Broncos edge rusher Von Miller made what seemed to be a game-changing play in the third-quarter, when he sacked Derek Carr and took the ball right out of his hands deep in Raiders territory.

The Raiders defense responded exceptionally well despite starting at its own 16-yard line, holding the Broncos offense to a field goal despite three shots with goal to go.

The Raiders were strong in the red zone at times which kept the game close into the second half, even when the offense struggled to get going.

Injury update:

The Broncos have two of the NFL's best pass rushers, but they lost one in the first half. DeMarcus Ware, who had 4.5 sacks entering Sunday's game, went down with a back injury and did not return.

Raiders safety Charles Woodson was attended to by trainers and was playing through pain most of the day. He kept returning, though he seemed to pop his shoulder out of joint in the third quarter.

Raiders head coach Jack Del Rio could update injuries after the game, though he's generally reserved when it comes to injury news.

Sitting it out:

Raiders defensive back TJ Carrie was supposed to sit this game out. That's what Friday's injury report said. He was then upgraded to questionable and deemed fit enough Sunday morning to play the Broncos that afternoon. He started at safety and played significant snaps.

Defensive tackle Justin Ellis, defensive lineman Denico Autry and running back Taiwan Jones missed Sunday's game with injury. In addition to Autry, Jones and Ellis, cornerback Dexter McDonald, offensive linemen Jon Feliciano and Matt McCants, and receiver Rod Streater were also inactive for the Raiders.

What's next: The Raiders have a bye week upcoming, maybe a littler earlier than they would've liked. There's an 11-game stretch after a week's respite, including several games against quality opposition. The Raiders will go through an abbreviated practice week before taking the weekend off. They play at the San Diego Chargers in Week 7.

THE ASSOCIATED PRESS

Carr's late INT sends Raiders to 16-10 loss to Broncos

By Josh Dubow

October 11, 2015

OAKLAND, Calif. (AP) — Charles Woodson and the Oakland defense kept putting the team in position to win only to see mistakes on offense and special teams do in the Raiders.

Chris Harris Jr. returned a fourth-quarter interception by Derek Carr 74 yards for a touchdown and Sebastian Janikowski missed two field goals to send the Raiders to a 16-10 loss to Denver on Sunday despite keeping Peyton Manning and the Broncos out of the end zone.

"It's hard. It's really hard because we feel like we left something on the field," Carr said. "We feel like we've left wins out there."

One week after losing on a last-minute field goal in Chicago, the Raiders (2-3) were in position to take the lead against Denver (5-0) twice in the fourth quarter.

Woodson's second interception set up a 40-yard field goal try that Janikowski missed on the first play of the fourth quarter. After the defense forced a punt, Carr drove the Raiders to the Broncos 31 where they were in position for another field goal to erase a 9-7 deficit.

Instead, the Broncos blitzed and Carr's short pass over the middle to Seth Roberts was off target. Harris intercepted it and returned it for the touchdown.

"We had pressure and I threw the hot and it just didn't work out our way," Carr said.

Carr threw for 249 yards and a 3-yard TD pass to Marcel Reece, but the Raiders lost their eighth straight to the Broncos.

Those mistakes overshadowed a splendid day from Woodson, who turned 39 on Wednesday and became the oldest player ever to record two interceptions in a game on Sunday.

He is one of three players in NFL history with an interception at age 39 or older, joining Hall of Famer Darrell Green and Clay Matthews, Jr. Woodson has 64 interceptions, which is tied with Ed Reed for sixth on the all-time list.

Making it even sweeter was the fact it came against Manning, his fellow 1998 draft classmate and the player he beat for the Heisman Trophy in 1997.

"Those things are the shiny things, the shiny toys that you like, but it's about wins and losses," Woodson said. "Our mission is to win our division and the only way we can do that is to beat the team that's won it the last few years. Today we dropped the ball on that."

Manning finished 22 for 35 for 266 yards but was sacked twice and had two interceptions. Denver ran for only 43 yards but used Harris' interception return and a sack-fumble by Von Miller that set up a field goal to beat the Raiders. This was Denver's second-lowest scoring regular season with Manning as quarterback, ahead of only a seven-point effort last year against St. Louis.

"We want to play better offensively," Manning said. "We want to do our job. Somehow, some way it's about getting the Denver Broncos a win. There's no question offensively we want to play better. ... Everybody wants to do a better job and that starts with me."

Janikowski, who set a Raiders record by playing in his 241st game, missed his second field goal of the game from 40 yards after Woodson's second interception, costing Oakland a shot at the lead. Janikowski also had a 38-yard attempt blocked by Sylvester Williams in the first quarter.

"He's had many great games and today wasn't one," coach Jack Del Rio said.

The Broncos managed just two field goals on three trips into the red zone. Brandon McManus added a 52-yard field goal in the third quarter to give Denver the lead for good.

NOTES: The Broncos won their record 14th straight road game against a division opponent. ... Denver LB DeMarcus Ware left the game with a back injury. ... Raiders DE Justin Tuck left with a shoulder injury.



RAIDERS FEATURE CLIPS

TABLE OF CONTENTS

| | |
|--------------------------------|--------------|
| Head Coach Jack Del Rio | 2-12 |
| LB Neiron Ball | 13-20 |
| QB Derek Carr | 21-30 |
| WR Amari Cooper | 31-35 |
| WR Michael Crabtree | 36-38 |
| DE Mario Edwards Jr. | 39-42 |
| G/C Jon Feliciano | 43-46 |
| DE Khalil Mack | 47-51 |
| RB Latavius Murray | 52-53 |
| T Donald Penn | 54-56 |
| WR Seth Roberts | 57-59 |
| TE Clive Walford | 60-63 |
| DT Dan Williams | 64-67 |

HEAD COACH JACK DEL RIO

BAY AREA NEWS GROUP

Looking into Jack Del Rio's past for clues about the future

By Jerry McDonald

September 13, 2015

From the time he was a kid growing up in Hayward until his early 30s, Jack Del Rio was too busy playing football to think much about coaching it.

But it's telling that his coaches, from youth sports to Hayward High to John Robinson at USC, remain close friends and mentors. As his career as an NFL linebacker progressed, Del Rio began to see himself as a budding NFL head coach.

He learned about enthusiasm and dedication from Jimmy Johnson while a member of the Dallas Cowboys from 1989 to 1991. Then he moved on to the Minnesota Vikings, where head coach Dennis Green, defensive coordinator Tony Dungy and offensive coordinator Brian Billick provided a triple shot of coaching philosophy and wisdom.

Yet upon retirement, after Johnson had cut him from the Miami Dolphins in 1996, Del Rio was all set to begin his second career as a financial consultant. He'd even spent the previous four offseasons with Merrill Lynch.

But football wouldn't let him go. At Dungy's urging, Del Rio decided to see what the football coaching market had to bear. It was yet another coaching giant, Mike Ditka, who hired him as an assistant with the New Orleans Saints in 1997. (An eight-year stint as head coach of the Jacksonville Jaguars would begin in 2003.)

So how will Del Rio, hired by the Raiders in January, fare in his second head coaching stint? We posed that question to the list of top-shelf NFL coaches who helped shape the football leader he is today.

JIMMY JOHNSON

Del Rio signed with the Cowboys in 1989 after two years with the Kansas City Chiefs, the same season Johnson was hired from the University of Miami.

Johnson ran a brutally tough camp and turned over most of the roster within three seasons, during which time the Cowboys went from 1-15 to 7-9 to 11-5. Del Rio, a starting linebacker all three seasons, had a role in turning around a failing NFL franchise.

"Jack was smart, tough, very much a leader," Johnson said. "We didn't talk about it at the time, but I could certainly tell he had all the qualities he would need to be a head coach. Later, when he had a chance to be the head coach in Jacksonville, I recommended him highly."

Del Rio recalled Johnson's physical, two-a-day practices in the sweltering heat of Austin, Texas. Regardless of the conditions, Johnson demanded to see a fire from his team every day.

"Jimmy Johnson reminded me of the passion necessary to play at a high level, the commitment necessary," Del Rio said.

OAKLAND RAIDERS FEATURE CLIPS

Del Rio departed as an unrestricted free agent just as the Cowboys were headed to their first Super Bowl championship under Johnson. But he signed on for a second dose of Johnson when the coach joined Miami in 1996.

With the Dolphins, Del Rio learned firsthand that a head coach must make tough decisions. Johnson cut Del Rio because of the presence of Zach Thomas, a fifth-round draft pick out of Texas Tech.

"Releasing Jack was one of the most difficult things I ever had to do in coaching," Johnson said. "I told him I didn't bring him in to be a second-string player, and I had a young player who was ready to start."

Johnson, a Fox Sports analyst, believes Del Rio and defensive coordinator Ken Norton Jr., a Cowboys linebacker alongside Del Rio, will change the way the Raiders play defense.

"At Dallas, we always tried to be aggressive, and if you look at what Ken did in Seattle, I'm sure that's what they have in mind," Johnson said.

DENNIS GREEN

Green was already a Jack Del Rio fan after watching him play at USC, so it was no surprise that he scooped up the linebacker when a contract agreement couldn't be reached with the Cowboys. Like Johnson had been, Green was in his first year as an NFL head coach.

"We knew we were starting a new program, and when you're trying to rebuild, you want guys who are natural leaders," Green said. "That's what Jack brought us. I think maybe there was a perception his career was over, but we didn't feel that way."

The Vikings went from 8-8 to 11-5 in Green's first year. Del Rio's four-season stretch in Minnesota was his longest with an NFL team.

Green, having worked for the 49ers and Bill Walsh, believed in keeping players fresh with less contact during practices and more work in the classroom. Del Rio responded with his only Pro Bowl season in 1994 at age 31.

"If you're going to run around and be a speed team, you have to be fresh to do that," Green said. "Jack not only helped us, but established his own name as a player."

Green, who was close with Al Davis and whose name came up periodically in Raiders coaching searches, likes Del Rio's chances of turning things around in Oakland.

"He's got to come in and be very insistent. If you want to have the least number of penalties, be insistent on it," Green said. "You want to rely on the tradition of what has been established. I don't care if it was 20 years ago, it's there."

"It's what Al always wanted, and it's a shame he's not here right now because Jack is the kind of guy he's always respected, and he's going to do a great job."

TONY DUNGY

Dungy, Green's defensive coordinator in Minnesota from 1992 through 1995, was the first person to put the bug in Del Rio's ear about coaching when he took over the head job in Tampa Bay.

OAKLAND RAIDERS FEATURE CLIPS

"I told him it's something I thought he'd be good at," Dungy said. "He was intrigued but wanted to play another year. Then Jimmy signed him in Miami, and I was never able to coach with him."

As middle linebacker of the Vikings, Del Rio did more than simply digest Dungy's weekly game plan.

"He was one of those guys who was always wondering not only what we were going to call, but why we were going to call it," Dungy said. "He had a lot of suggestions, and it was a lot of fun coaching him."

Dungy, who led the Bucs to an NFC championship game but didn't win a Super Bowl until he had moved on to the Indianapolis Colts, believes Del Rio's first go-round as a head coach will help him with the Raiders.

"You definitely learn things," Dungy said. "I think the second time you have a little more credibility when you go into training camp and into that first game. He is coming to Oakland with a track record, has coached playoff teams. He's seen what does work, what might not work. And a chance to start over again can be invigorating."

While Del Rio may not have known he was going into coaching, Dungy said he was always looking at the Vikings from the perspective of the entire team and not just his own unit.

"Jack wasn't a guy who was there to play his position and nothing else," Dungy said. "He talked to everybody. He built relationships with the entire team."

BRIAN BILICK

One of the relationships Del Rio built was with Billick, the Vikings' offensive coordinator.

"I wasn't on the defensive side of the ball, but was around him and you knew he was a very smart player. You knew if he was one of those guys who wanted to get into coaching, he could."

Many former players simply aren't aware of the time demands of an assistant coach, with a fraction of the salary they were getting as players.

"A lot of guys say, 'Yeah, I think I'll coach,' " Billick said. "Then they say, 'You mean I don't get Tuesdays off? I have to be here until how late? And you're going to pay me how much?' "

Billick described Del Rio as a "good player who played beyond his ability," and like Dungy, took notice of how he interacted with teammates and coaches.

When Billick became coach of the Baltimore Ravens, he hired Del Rio to coach a group of linebackers that included Ray Lewis, Jamie Sharper and Peter Boulware.

Billick said Del Rio's reputation as a former player carried some weight initially, but that it was his ability to coach and teach that made him a success.

"You have credibility and players respond to it. But then, it's 'What can you do for me?' " Billick said. "I thought Jack would be a perfect fit for Ray Lewis. Jack was such a well-prepared mental player, and I think Ray tapped into that with Jack more than anything else."

Billick said the timing is right for Del Rio in Oakland.

OAKLAND RAIDERS FEATURE CLIPS

"They've got a quarterback, they've rectified issues with the checkbook, so to speak," Billick said. "There was a price to pay for a few years, and no question Dennis Allen paid for that. But I think now they've got the potential to go forward with a playoff-caliber team."

MIKE DITKA

Ditka never had Del Rio as a player, but had admired his game from afar. Once Del Rio determined the financial consulting business wasn't for him, Ditka was happy to help him stay in the game.

Del Rio's title was "assistant strength and conditioning coach," but mostly it was a way to get him in the building and get started on his career.

"I reached out because he had a good football mind, I knew he was looking for a job, and it was one of the best decisions we made," Ditka said. "We didn't win a lot of games there, but I take the blame for that. We had good coaches, and Jack was one of them."

Del Rio began working with linebackers in his second season in New Orleans, and Ditka said by the end of the season "he was calling the plays," although not listed as the coordinator.

Mindful of his experience in New Orleans, Ditka thinks Del Rio has a chance to do well in Oakland, but realizes it's a tough job.

"Listen, it hasn't been a bed of roses out there," Ditka said. "I don't think somebody is going to come in and wave the magic wand and change it overnight. The trick is to put the pieces into the puzzle. I think that's what they're trying to do right now, and Jack is a good man to start with."

Del Rio to Raiders: Pride of Hayward comes home

By Daniel Brown

January 14, 2015

Hayward High sits 10.1 miles from the Oakland Coliseum. If all is clear on I-880 North, the commute should take less than 15 minutes.

It took Jack Del Rio almost 34 years. But at long last, the East Bay native, whose father worshipped Raiders stars like Ken Stabler and John Matuszak, will be working for his home team.

The Raiders hired Del Rio, 51, on Wednesday to serve as their next head coach. Among the first to hear the news were Del Rio's old pals from Hayward High. Andy Miller, a friend since the fifth grade, said he got a text from Del Rio early Wednesday morning.

Miller declined to read the exact contents of the exchange but said the message was, essentially: I'm coming home and I'm proud to be leading the Silver & Black.

"It's almost impossible to believe. It's something I've been dreaming about since he got into coaching," Miller said. "To have him come home to the Raiders just boggles the mind."

Del Rio, who graduated in '81, was a three-sport star at Hayward High -- football, baseball and basketball -- and remains closely connected to the school. His former teammates include Don Wakamatsu, the Kansas City

OAKLAND RAIDERS FEATURE CLIPS

Royals bench coach and former Seattle Mariners manager, who said Wednesday that he was "thrilled for him. I think it's the perfect place."

Del Rio, previously a head coach with the Jacksonville Jaguars, is the second Hayward High graduate to coach in the NFL. Bill Walsh, a Hall of Famer with the 49ers, played running back at the school.

Wakamatsu, like others who knew Del Rio growing up, recall a player who was good at whatever sport he tried. But they stressed that Raiders fans should know their new coach has brains, too.

Miller, now an attorney in Pleasant Hill, remembered playing alongside the linebacker on the freshman football team. The coach had a "very simple defense," he said, so Del Rio sometimes shrugged off one of the three blitz packages being signaled from the sideline.

"Jack would look over at the coach and get the call and then he would ignore what the coach said and then call his own defense," Miller said. "That was as a freshman."

Around that same time, Miller said Del Rio would come over to his house sometimes and sit there drawing up X's and O's on binder paper. He's hoping he still has a few of those schemes in his boxes of childhood souvenirs.

Wakamatsu, who also grew up to coach at the Coliseum -- as the A's bench coach in 2008 -- said Del Rio "had a great feel for whatever game he played. That leads to where he is now. I think he understood defenses. He understood the bigger picture in whatever he did. It's no shock to me that he's doing all this now."

'WE CAN BEAT ANYBODY'

Del Rio, who was born in Castro Valley, played 11 seasons as an NFL linebacker and made the Pro Bowl in 1994 while with the Minnesota Vikings. In his previous stint as a head coach, he went 68-71 (.489) for the Jacksonville Jaguars from 2003-11.

Along the way, friends say, he's demonstrated an attitude his father taught him in Little League. Jack Sr. -- even the other boys called him "Pops" -- was a Raiders fan who admired the way John Madden's teams embraced the underdog role.

"That's really where that mindset of, 'We can beat anybody' came from," said Jim Gurule, who was two years behind Del Rio at Hayward High and grew up to become a distinguished rugby coach. "That's very much from the Raiders days and the Super Bowls that they were winning at that time."

Del Rio remains so grateful to his Hayward High mentors that when he coached against the 49ers at Candlestick Park in 2009, he invited former coaches to the game. That included Jim Bisenius (baseball), Charley Kendall (basketball), Joe Fuccy (basketball) and Jeff Rankin (football).

"There's no question the man I am today, the type of coach I am, they all have shaped who I am," Del Rio said at the time. "I definitely appreciate that. I'm talking about Little League coaches, youth coaches, high school coaches, all the way through."

Del Rio had a lot of coaches because he played a lot of sports. He was a sensational shooter in basketball who once hit a turnaround jumper at the buzzer to beat powerhouse Berkeley High. Wakamatsu said he thinks his friend once topped 50 points in a game. ("He was the prototypical 6-foot-4, 240 guard," he joked.)

OAKLAND RAIDERS FEATURE CLIPS

Del Rio was also a power-hitting catcher/pitcher/first baseman who went on to spend some time behind the plate at USC. His teammates included a wild-armed left-hander named Randy Johnson, who was recently elected to the Baseball Hall of Fame.

"Randy had wicked movement. He crossed me up once and got me right in the cup," Del Rio once told The Denver Post. "At UCLA's baseball stadium. And, of course, they all delighted in that."

The Toronto Blue Jays liked him enough to draft him in the 22nd round out of Hayward High in 1981, but his high school teammates knew all along that his future was in football. Del Rio proved that on the same field where he'll soon be coaching.

In the NCS 2A championship at the Oakland Coliseum in 1979, the Hayward High Farmers were being tormented by the brilliant short passing game of Miramonte High quarterback Bryan McKeen.

The Miramonte game plan was smart enough to keep rolling away from Del Rio's side of the field. But early in the third quarter, Del Rio solved the riddle, blasted through the line and delivered a clean but potent hit that left McKeen with a broken collarbone.

Hayward went on to beat the Matadors 12-10 for the title.

Miller, who also played in that game, can't believe Del Rio will now be calling NFL plays from the same sideline.

"It's such a Hollywood story," said Miller, a Raiders season-ticket holder since 1995. "I've been imploring him to come save this franchise for a long time. Now, it's a remarkable day today. And my phone has just been blowing up."

Raiders' choice of Del Rio ushers in new era

By Jerry McDonald

January 14, 2015

The Raiders decided on a head coach from their own backyard rather than one from their own building Wednesday.

Jack Del Rio, 51, grew up a Raiders fan with East Bay roots as a three-sport star athlete at Hayward High, which makes for an interesting story even if it has little to do with why he was hired over interim coach Tony Sparano.

An announcement isn't expected until Thursday. According to CSN-Bay Area, the press conference will be Friday.

Del Rio, the Denver Broncos defensive coordinator the past two seasons, was busy lining up possibilities for a coaching staff even before details of a reported four-year contract were being worked out. The Associated Press reported Sparano was told Wednesday morning he was out of the running.

The Raiders interviewed seven candidates for the job, five of them with NFL head coaching experience, before zeroing in on Del Rio and Sparano. Del Rio got the job the morning after a four-hour off-site interview that included owner Mark Davis, general manager Reggie McKenzie and Hall of Fame coach John Madden.

OAKLAND RAIDERS FEATURE CLIPS

Sparano, who still has a year left on his contract, will be freed to explore other options after posting a 3-9 record and making an impassioned pitch for the job at his postseason press conference.

While Sparano cited a need for continuity, Davis ultimately decided he wanted change given the direction of a franchise which hasn't had a winning season since 2002 and is 11-37 over the past three seasons with 24 of those losses coming by 10 points or more.

The Broncos had the NFL's third-ranked defense in 2014 and were second in 2013. Pro Bowl defensive tackle Terrance Knighton, a pending free agent, said in a tweet, "The Raiders are getting a great damn coach. He will revive that locker room and that organization."

In 2013, Del Rio was interim head coach for four games when coach John Fox was out following heart surgery, going 3-1.

The head coach of the Jacksonville Jaguars from 2003 through 2011, Del Rio had playoff appearances in 2005 and 2007 with a regular-season record of 68-71. He was fired with a 3-8 record in 2011 and hired the next season as the defensive coordinator for the Broncos.

Former Raiders quarterback and CBS analyst Rich Gannon was a teammate of Del Rio's with the Minnesota Vikings in 1992 and believes the move was a good one.

"I think he felt like he had some unfinished business after the way things ended in Jacksonville," Gannon said. "They made some personnel decisions that weren't the best, he was looking to land in a better place, and I think he thinks he found that in Oakland."

Del Rio is targeting Mike Smith, the former Falcons head coach, as defensive coordinator. Smith was the defensive coordinator under Del Rio in Jacksonville from 2003 through 2007. According to Fox Sports, Del Rio is interested in Marc Trestman as a possible offensive coordinator.

Trestman, who is under consideration for that post in Cleveland, was the Chicago Bears head coach the past two seasons and the Raiders offensive coordinator under Bill Callahan in 2002 and 2003. He also is rumored to be in the mix with the 49ers, where he was offensive coordinator in 1995-96.

In Jacksonville, Del Rio stressed defense and the running game. A defensive coordinator in Carolina for a season before taking over in Jacksonville, Del Rio's teams were considered fundamentally sound but were not known for blitzing heavily.

Gannon thinks Del Rio has the right mindset to deal with a team that has gone a long time without winning.

"He's not going to be a class clown or a comedian," Gannon said. "He's honest, and players won't feel they're having the wool pulled over their eyes. He'll dig in, find out what the issues are and go to work."

A third-round draft pick out of USC, Del Rio played 11 seasons in the NFL for the Rams, Chiefs, Cowboys and Vikings. He played in 160 games, starting 128, with 13 sacks, 13 interceptions and 12 forced fumbles.

Del Rio worked his way up through the coaching ranks, starting as a strength and conditioning coach under Mike Ditka in New Orleans in 1997. He became linebackers coach with the Baltimore Ravens in 1999 and was there when the Ravens beat the Raiders 16-3 in the AFC championship game en route to a Super Bowl victory.

The Carolina Panthers made Del Rio their defensive coordinator in 2002 and he was hired by Jacksonville to be head coach the following season.

OAKLAND RAIDERS FEATURE CLIPS

Other Raiders coaches under contract include offensive coordinator Greg Olson and special teams coordinator Bobby April. Olson is not expected to return and reportedly will interview with Jacksonville to be offensive coordinator.

SAN FRANCISCO CHRONICLE

Raiders' Jack Del Rio creates sound approach

By Ann Killion

August 6, 2015

The music blasts out of the loudspeakers over the practice field behind the Napa Valley Marriott. Rap, some hip-hop, a bit of country and occasionally a classic rock hit.

If it's the last, you know that's the head coach's contribution to the playlist.

"Blue Oyster Cult, Ted Nugent, AC/DC," said Jack Del Rio, who saw many of the bands at the Day on the Green concerts at the Oakland Coliseum when he was growing up in Hayward. "Journey, Foreigner. When you hear classic rock, that's coming from me."

The Raiders' summer soundtrack is significant in a couple of ways. First, it's part of the high-energy, upbeat mood around the team.

"We want them to get used to playing with noise and we also want to connect with guys," Del Rio said. "It keeps the mood light and fresh."

That's a big emphasis with the Raiders this training camp. Del Rio is working — on virtually every level — at changing attitudes, energy levels and mind-sets.

"Everything we're doing is with an eye on creating and sustaining a high-performance environment," he said.

To that end, he also has hired a high-performance coach — Scott Peltin of the firm Tignum — to work with coaches and players on positive energy and mind-set.

"He came in and talked to us about ways to communicate with each other in a positive way," Del Rio. "How you eat, sleep. Everything that has to do with performance."

Del Rio uses phrases like "being mindful" and "bringing positive energy." He's not exactly new-agey but he is employing whatever tactics are available to get his team moving in the right direction. The Raiders have been mired in negativity for too long.

"I'm definitely making a concentrated effort to turn the page on all that and look to the future," said Del Rio, who went as far as asking the alumni who visited camp not to discuss past failures. "This is one of the many ways that we're going to invest in ourselves, in creating the best environment possible for players and staff."

Del Rio has collected ideas and strategies for years. From his playing days, his days as the head coach in Jacksonville, his time as Denver's defensive coordinator.

OAKLAND RAIDERS FEATURE CLIPS

"I definitely am far more prepared now," he said. "You're able to spend some time and think through how you'd do it if you got another opportunity. And apply some of those lessons."

So you'll see a little Denny Green, some Jimmy Johnson, a dash of Pete Carroll (who plays music at his practices). Some Bum Phillips, who taught Del Rio that players respond better if they feel like their coaches truly care about them.

And some John Wooden, a legend Del Rio admires. In Jacksonville, Del Rio had Wooden's Pyramid of Success on the locker room wall and he might introduce it to the Raiders.

"I believe in building a team that way," Del Rio said of the pyramid, which has a foundation of strong character traits. "It's simple. It's wisdom."

Del Rio is also pleased with the current \$8 million investment to improve the team's Alameda training facility, something he convinced owner Mark Davis was mandatory.

"We want to create an environment where coaches are excited and players are excited about coming to work every day," he said.

Del Rio speaks and carries himself with more authority and swagger than any other head coach in the Raiders' recent history. He seems comfortable in his own skin, comfortable enough for a little sartorial splendor, like the cool white Stetson — complete with black Raiders hatband — he wears to deal with the Napa sun. (Del Rio was the only head coach besides the 49ers' Mike Nolan to wear that black Reebok suit on the sideline a decade ago).

Of course, Del Rio played at USC and had a long NFL career as a linebacker. His exterior confidence is similar to Jim Harbaugh's, though he has a much more extensive NFL coaching resume and doesn't seem to have the manic Harbaugh tendencies. But the swagger is similar.

What's the other reason a little shot of Aerosmith's "Dream On" coming over the Napa loudspeakers is relevant?

Because it's a nod to Del Rio's roots, planted deep in the East Bay, including at those Bill Graham productions on the same field where his team will play this season. Del Rio also has roots in Napa, where his grandfather had a farm not too far from the Raiders' training grounds, before the valley's wine boom. He has had old friends stop by training camp to say hello.

Sometimes, Del Rio finds himself overwhelmed at his new position, coaching his childhood team, wearing the colors he loves, surrounded by the familiar.

"Yes, I get sentimental at times," he said, "because it's so cool to be home."

Raiders head coach Jack Del Rio still hero in Hayward

By Vic Tafur

January 21, 2015

It's been a week since Jack Del Rio was named head coach of the Raiders. He's been busy doing all the things required of an NFL coach, which hasn't given the East Bay native much of an opportunity to relive his glory days in Hayward or reach out to all the people who helped him along the way.

OAKLAND RAIDERS FEATURE CLIPS

But he will.

“Overwhelming,” Del Rio, 51, said of the reaction in his hometown. “It’s been great. They’ve all reached out. I haven’t had the time or chance to really sit and take it all in because it’s a whirlwind. ... Just a text response saying, ‘Thank you, appreciate that.’”

While Del Rio has been too busy to recount his story of becoming a Bay Area high school sports legend, his former coaches have been more than happy to do so.

Del Rio, who was born in Castro Valley, graduated from Hayward High School in 1981 after a trophy- and accolade-filled career that saw the Farmers take home seven consecutive Hayward Area Athletic League titles in three sports: football, basketball and baseball.

The greatest ever?

Charley Kendall, the basketball coach at Hayward High in Del Rio’s junior and senior seasons, thinks tales of Del Rio should be told throughout the region.

“There is a real argument that Jack was the greatest athlete in the history of NorCal high school sports,” Kendall said. “Nobody was as good in all three sports.”

Former Farmers defensive coordinator Jeff Rankin agrees.

“He is the guy,” Rankin said.

Rankin said it was borderline cruel for opposing players to go against the muscular 6-foot-3 Del Rio at linebacker.

“Right from the beginning, it was amazing how much better he was than the people he was going against,” Rankin said. “It really was a man going against boys. Jack was too strong, too fast, too smart.”

Just like his old man, Jack Sr., who was a star running back for the Farmers in 1954.

“People like to say John Elway was the greatest all-around Bay Area athlete, but he couldn’t play basketball like Jack did,” said Joe Fuccy, Del Rio’s basketball coach his sophomore season. “Jack had great body control and could knock down 17-foot jumpers all day.”

A born leader

Fuccy, who said Del Rio could have started as a freshman, made Del Rio a co-captain.

“Some of the seniors on the team didn’t like that, but it was clear he was a leader and I wanted him to be in that role,” Fuccy said. “It was a nonissue. He was great.”

Del Rio was also the defensive captain of the football team as a sophomore.

“He wasn’t afraid of it,” Rankin said.

Kendall said Del Rio made his job easier as coach.

“He was the first one to kick his teammates in the butt if they didn’t play hard,” Kendall said. “I never had to.”

OAKLAND RAIDERS FEATURE CLIPS

Del Rio primarily knocked down jumpers but also dunked during a game in which Hayward High reportedly became the first school to score 100 points against perennial power McClymonds-Oakland.

All the coaches interviewed said basketball was clearly Del Rio's favorite sport, but "there are no 6-foot-4 power forwards in the NBA," Rankin said.

Del Rio saw that his future was in football, even though he also might have cracked the major leagues as a power-hitting catcher. He was even called on to pitch to bail out an injured staff. He struck out 16 in a playoff game against Mission San Jose-Fremont.

"No question he would have made the major leagues if he stuck to baseball," former Farmers baseball coach Jim Bisenius said. "He was so smart that I could tell, whichever sport he chose, one day he was going to be a coach."

That's the same career path blazed by another Hayward graduate, onetime Farmers running back and 49ers Hall of Fame coach Bill Walsh.

Besides dominating in three sports, Del Rio also found time to work at the student newspaper and was sports editor his senior year.

"All the kids in school looked up to him," said Kendall, who supervised students on the newspaper. "But he was never arrogant and was good to everybody around him."

And there were plenty of chances to get a big head: buzzer-beating jump shots; tackles that led to a North Coast Section 2A Championship defeat of Miramonte at the Oakland Coliseum in 1979; two home runs in the HAAL playoffs at Chabot College (which has major-league dimensions); being drafted by the Toronto Blue Jays in the 22nd round of the 1981 draft.

Del Rio instead chose a football scholarship to the University of Southern California, where he also played baseball and caught for Hall of Fame pitcher Randy Johnson.

Del Rio went on to play 11 years at linebacker in the NFL for the Saints, Chiefs, Cowboys and Vikings. He had three stops as an assistant coach before being the head coach in Jacksonville from 2003 to 2011.

Staying true to his school

But Del Rio also kept a foothold in Hayward.

"I'm still close with all my high school coaches from Hayward High," Del Rio said. "They all had an impact on me."

Del Rio has had former coaches and teammates as his guests at Jaguars games, in Jacksonville and on the road.

"He appreciates loyalty," Fuccy said. "And he is extremely loyal himself."

Del Rio has hosted golf tournaments and luaus to raise money for the Hayward High football program in the past 10 years, and current Farmers coach Justin Redemer said Del Rio often makes donations "out of his own pocket."

"The name Del Rio means something in Hayward," Rankin said. "And hopefully it will for the Raiders as well."

LB NEIRON BALL

ESPN.COM

Raiders rookie LB Neiron Ball has persevered through crisis after crisis

By Bill Williamson

June 9, 2015

Tuesday marks the first day of what Neiron Ball hopes will be many minicamps in his NFL career.

Four years ago, the idea of practicing football suddenly became insignificant in Ball's world.

"Football wasn't on my mind much, I was just trying to live," Ball said in a telephone interview Monday after working out at the Oakland Raiders' facility. "I just wanted to live."

After dealing with unspeakable tragedy as a child, Ball, a high-energy outside linebacker, was preparing for his sophomore season at the University of Florida when he had to stop a workout.

"I developed a headache and was feeling off balance," Ball recalled. "I was sent home to rest and I never felt any better. I was taken to the emergency room and then everything was discovered and it all got kind of fuzzy after that."

Ball underwent emergency brain surgery after physicians discovered that he was bleeding on his brain. Ball was diagnosed with a rare condition called an arteriovenous malformation (AVM). It's a congenital condition in which the brain's blood vessels get tangled and rupture.

It was another in a series of shocking, life-altering events for Ball, then 18-years old.

When he was 6, Ball's mother, Johanna, who was fighting cancer, died on Mother's Day after suffering a heart attack.

Three years later, Ball's father, Ronnie, was diagnosed with lung cancer. Soon after, Ball watched his father have a sudden seizure. He died that night.

"When Neiron had his brain surgery, it was so tough to see," said Dary Myricks, Ball's brother-in-law. Myricks, who entered Ball's life when Ball was a toddler, was a high school football coach in the Atlanta area. Myricks also became a father figure to Ball after his dad died.

"This is a kid who has gone through a lot in life -- a lot," Myricks said. "He's seen so much death. ... For him to be dealing with an uncertain future, it was just so hard to watch."

However, the surgery was a success and physicians assured Ball and his family he eventually would be able to resume a normal life. Ball sat out the 2011 season. Physically, he focused on regaining his balance and dealing with some sensitivity to light. Myricks credits the Florida coaching staff for sticking with Ball and helping him focus on his academics while he recovered. A year later, he was cleared to resume playing football.

"I will never forget the day I was cleared," Ball said. "It was one of the greatest moments of my life. I will always cherish it."

OAKLAND RAIDERS FEATURE CLIPS

Doctors told Ball and his family that while there is a small chance of a recurrence of his AVM, it's highly unlikely. Myricks said physicians assured the family that football presents no specific danger because of Ball's condition, and if he were to have a complication, it would be just as likely to occur if he were mowing the lawn as if he were running on a football field.

Once he resumed football, Ball continued to excel for the Gators. Even though his 2014 season was cut short with a knee injury that required microfracture surgery, Ball was closely scouted. He had an excellent showing at the Florida pro day and he visited about a dozen NFL teams prior to the Raiders taking Ball in the fifth round on May 2.

"NFL teams did their homework on him medically," Myricks said. "It was an emotional day when the Raiders took him. It was such a long road.

"But to me, what I think the Raiders are getting in Neiron as much as a good football player, is a great kid. He's a great kid. The Raider Nation should feel good that he is going to represent them and the people who drafted him well."

Myricks said Ball's ability to get through the hard times of his life has made him a stronger, more mature person. Perhaps that's one of the reasons Ball continues to make strides after having microfracture surgery, which can come with big complications.

Ball has his sights set on contributing on special teams early in his Oakland career. He is thankful for getting this far.

"I try to get stronger every day in life," Ball said. "I thank God every day for getting me this far and allowing me to function through all of this."

FOOTBALL INSIDERS

Neiron Ball Is Beating the Odds to Become an NFL Draft Prospect

By Bo Marchionte

March 18, 2015

Former Florida Gators linebacker Neiron Ball spent five years in Gainesville, Florida. The fifth-year senior is now doing NFL Draft Prep (training) at Bommarito Performance Systems as he readies himself for his Pro Day which is slated for April 7th. What Ball is doing is similar to basically every other top prospect across the country making their path towards the NFL Draft.

That is where the similarities stop.

"I didn't want to die," said Ball.

It first began with pain in his neck during practice. The throbbing discomfort continued to persist in the morning session and led Florida head trainer Anthony Pass to send Ball home for some rest.

Ball left practice on Valentines Day (2011). The unbearable aching did not cease for Ball. It only worsened as the day continued on.

OAKLAND RAIDERS FEATURE CLIPS

“Excruciating,” said Ball referring to the pain he felt. “I could not even look down. My initial thought was I just want this pain to go away. I was hoping it wasn’t life threatening.”

It was the last thing Ball expected to encounter after leaving Jackson High School (Georgia) as a four-star recruit who the Gators envisioned as their future defensive end.

“Football wasn’t even a thought when I was going through that,” said Ball. I wasn’t just trying to survive.”

Ball woke up the next day and doctors determined he had a rare medical condition known as arteriovenous malformation (AVM), where the brain’s blood vessels get knotted and rupture. The bleeding on Ball’s brain could have cost him his life.

Fortunately, Ball recovered and was given another chance at life. He is taking on the next challenge in his path and looking to earn his keep on a 53-man NFL roster.

“It is like a dream come true,” Ball said as he is readying himself for the NFL Draft.

He originally played quarterback growing up and spent some time as a defensive back before moving to linebacker. Former Gators head coach Urban Meyer wanted him to be up front playing defensive end, but that changed once they got him to Gainesville.

“They wanted me to play defensive end,” said Ball. “They saw my athletic ability and that I could drop in coverage and they moved me to linebacker.”

Ball appeared in all 13 games as a true freshman before missing the next year due to his illness. He returned to full strength one year later (2012) and started two games. He continued to work his way back to form and Ball made his first career sack in 2013 against Florida State quarterback Jameis Winston.

In his final season with the Gators, Ball played in nine games, making seven starts. He finished with a career high 49 tackles, three tackles-for-loss, two sacks, two fumble recoveries, and one forced fumble. He missed the last three games of the year after hurting his meniscus that required surgery. Ball was tied for second on the Gators defense in tackles at the time of the injury.

Only a couple short months ago Ball said he “was walking with a limp” and now he is pushing on all cylinders when attacking his 40-yard dash in practice. He arrived at Bommarito Performance System at 217 pounds and added nearly 20 pounds (19) of muscle to his lean frame.

“My rehab went well,” stated Ball. “I’m training for my drills. I feel good. Injuries come and go.”

With a clean bill of health, Ball can now focus on his Pro Day and the chance to impress the teams that attend.

“I’m able to play in the box,” says Ball referring to some of the qualities scouts will revel in when breaking down Ball as a player. “I can drop in coverage and plus I can rush the passer.”

Ball’s versatility is his ticket to the next level as a three-down linebacker. In a league that emphasizes the passing game the talent Ball brings to the table plays well in his favor. He can be stout against the run and use his size (6-foot-3, 236 pounds) to show his fluid smooth hips and quick feet to drop in coverage. Those intangibles few possess at his position, but Ball is not a one-trick pony. He can do it all.

“I really like Von Miller (Denver Broncos) and Jamie Collins (New England Patriots),” said Ball. “I really like to watch those guys. I kind of remind myself of them and Justin Brown (Kansas City Chiefs) too.”

OAKLAND RAIDERS FEATURE CLIPS

Each one of those linebackers he mentions are able to stay on the field and provide their respective teams with three-down play at an extremely high level.

In limited action throughout his career at Florida and rehabbing his injury, Ball was still an invitee to the NFL Scouting Combine. It validates the potential NFL teams see in Ball. Projected to be a fourth to sixth round pick, his Pro Day will be paramount in determining his value on draft day.

Ball anxiously awaits the opportunity to display his array of talents to NFL Scouts, and conquer another obstacle in his path.

GOLDEN GATE SPORTS (SI.COM)

Raiders' Neiron Ball has Already Overcome Insurmountable Odds

By Sean Bialaszek

May 5, 2015

With the 161st pick in the NFL Draft, the Oakland Raiders selected Neiron Ball, an outside linebacker from Florida. The pick wasn't the most highly regarded, but after everything he's gone through, finding a role on an NFL team seems like child's play.

Ball stands 6'2", and tips the scales around 235 pounds. In his college career, he totaled 5.5 tackles for loss, three sacks, an interception, and three pass deflections.

He has NFL size, and is versatile. He played outside linebacker in both 3-4 and 4-3 schemes, and has played inside linebacker as well. Ball possess good speed, and the non-stop motor that coaches love.

The numbers are not all that impressive, and they won't make your eyes pop. But his story is incredible. He underwent knee surgery last November. Microfracture surgery to be exact, the same procedure that Jadeveon Clowney underwent during the 2014 season. But after everything that Ball went through before that, that surgery seems almost trivial.

The term "lucky to be alive" is used quite a lot, and when it's used, it doesn't always mean exactly what it says. However, when you say Ball is lucky to be alive, you mean it.

Ball lost both parents when he was a child. His mother, Johanna, died when he was six, on Mother's Day in 1998, from a heart attack.

A few years later, his father, Ronnie, was diagnosed with lung cancer, and underwent surgery on his throat. The nine-year-old Ball had to help his father eat through a tube, and one night during this ritual, Ronnie suffered a seizure, and passed away later that night. He watched his father die.

Ball stuck with football, and eventually became a Florida Gator. He played all 13 games in 2010, his freshman year, in his familiar linebacker spot. But after his inaugural college campaign, he experienced something that nearly cost him his own life.

OAKLAND RAIDERS FEATURE CLIPS

In a February practice in 2011, Ball was forced to leave practice with a migraine that caused him horrible pain. When the aching persisted, he found himself in the hospital, and had to sit in a dark room, because the pain was just too much to handle.

It turned out that Ball had bleeding in his brain. The diagnosis came back as Arteriovenous Malformation (AVM), which is defined as “a tangle of abnormal blood vessels connecting arteries and veins in the brain.” In other words, the blood vessels in the brain get tangled up, and eventually rupture, causing bleeding.

AVM is a congenital condition, meaning if a person has it, they were born with it. Less than one percent of the population, one in approximately 200-500 people, have the condition. Once the brain starts to bleed for the first time, 10 to 15 percent of people don’t survive. If another hemorrhage were to occur, that percentage vastly increases. Another 30 percent suffer permanent brain damage.

If he hadn’t gone to the hospital, if he had continued on with practice like normal and the bleeding continued and eventually worsened, he might have ended up with irreparable brain damage, or worse.

Surgery occurred a little later for Ball, with surgeons basically untangling the vessels, stopping the bleeding, and putting them back where they’re supposed to be. Ball was essentially fixed, but his journey, another journey, was just starting.

He worked hard in recovery, the same way he worked hard on the field, putting his non-stop motor to use in a different area. Little by little, Ball regained strength, but he missed the 2011 season, and his football future remained in doubt. Even though Ball’s brain condition had been fixed, he had still gone through brain surgery, and there is always that nagging thought that maybe his head can’t take another blow.

He continued his trek back, and in June of 2012, 16 months after his brain operation, he was cleared to play again. Another two months passed before he strapped on the pads again. But one and a half years after a dangerous condition nearly took his life, he suited up and practiced with his team. In 2012, Ball ended up playing 11 games for the Gators, and totaled 10 tackles with his only career interception.

The knee surgery is likely to cost Ball his rookie year, as the recovery for a microfracture procedure can take anywhere from nine to 15 months. NBA players have returned in six months, but that’s a completely different game. It usually takes football players longer to get back. If Ball approaches this recovery with the same vigor and gusto he’s become known for, his return could fall on the lower end of the scale.

Ball may never become an impact player in the NFL. He may never change a game single-handedly. Quite honestly, he may never play a down in the league. But he will work harder than anyone else who steps on the practice field. He has no choice. You never know when it all is going to go away.

SAN FRANCISCO CHRONICLE

Raiders rookie Neiron Ball loving life after nearly losing his

By Vic Tafur

October 17, 2015

Neiron Ball came out of nowhere, which is to say he has overcome many obstacles that would have stopped most people. On this particular day, in a game three weeks ago against the Browns in Cleveland, the seldom-used Raiders rookie linebacker burst through the line to sack Josh McCown.

“It felt really good,” Ball said. “My eyes got really big when I saw it coming, And then when it happened, I knew I had to celebrate, gotta make it cool.”

So Ball proceeded to dab, a dance move in which he swings his arms up while taking small steps forward and what looks like sneezing into the inside of each arm.

“That’s what you do when you are dripping in sauce,” Ball said.

Ah yes, dripping in sauce. UrbanDictionary.com defines that as “when one walks around with such an abundance of flavor, swag, style, and extravagance, that they are literally dripping sauce.”

Ball, 22, is soaked in sauce now, after shutting down Denver tight end Owen Daniels in a larger role last Sunday. And for him, he is also walking around with an abundance of perseverance, heart and a feeling of raw thrill just to be on the football field. Or walking around at all.

“At one point, I remember thinking that I didn’t want to die,” Ball said. “I was very scared.”

Ball started getting headaches four years ago, during his sophomore season at the University of Florida. Then he felt a pain in his neck. And a loss of balance.

Coaches sent him home from the spring practice, and before the day was out, Ball was in an emergency room at the hospital. A CT scan showed that he had a rare medical condition known as arteriovenous malformation (AVM), where the brain’s blood vessels get knotted and rupture.

Ball could have died from the bleeding on his brain, and underwent surgery involving radiation.

He sat out the 2011 season, which wasn’t a big concession considering playing football again wasn’t high on his list when he was in the hospital.

“Football wasn’t even a thought in my mind then,” Ball said. “I just wanted to live, and enjoy my life.”

When he first got out of the hospital, Ball still had some balance issues as well as being very sensitive to light. He focused on academics the year that he sat out, and the Florida trainers slowly brought him back.

“I know it was tough for him to watch the games he missed,” Florida trainer Anthony Pass said, “but Neiron is a guy who you always see smiling. He doesn’t stay down for long ... if at all.”

Ball credits his sister, Natalie, and the rest of his family for being there for him. They helped him stay patient.

After six months, Ball resumed weightlifting and a year after he had left practice that February day in 2011, he returned to the practice field.

OAKLAND RAIDERS FEATURE CLIPS

Ball was cleared for the 2012 season.

“One of the greatest days of my life,” Ball said. “To go from the emergency room wondering if you are going to live, to working hard to try to get football back, to being cleared. ... It’s something I think back on often.”

Unfortunately, Ball had a lot of perspective to draw from as even at 18, he had long been hardened to life’s unexpected attacks.

When he was 6 years old, Ball’s mother, Johanna, died of a heart attack on Mother’s Day. She had been dealing with cancer.

When he was 9, Ball’s father, Ronnie, was diagnosed with lung cancer and had surgery on his throat. He died one night, hours after Neiron, feeding his father through a tube, saw him have a sudden seizure.

Ball said his grandmother, Josephine White, didn’t let him fall from the tragedies.

“She made sure I never gave up, worked hard and gave me all the values to help me get where I am today,” Ball said. “What happened to my parents was a terrible thing that I had no control of, but I had control of a lot still.”

Ball pushed to get back on the football field after his surgery (doctors say there is a very slim chance of a recurrence) and his senior year, he had 49 tackles and two sacks in the first nine games. That’s when he tore up his knee.

“That was nothing compared to what I had been through,” Ball said.

The 6-foot-2, 230-pounder came back once again and turned some heads at the NFL combine this year with a 4.50 40-yard dash and 34.5-inch vertical leap.

Florida teammate Dante Fowler Jr., who was picked third in the first round, wanted to yell at scouts and coaches to draft Ball.

“Neiron is freakishly athletic,” Fowler told reporters at the combine. “Any coach would love to get him. I know he’s going to be a surprise.”

The Raiders agreed and drafted him in the fifth round — “great character kid, with a lot of speed and upside,” general manager Reggie McKenzie said — and Ball has been brought on slowly but surely at all the linebacker spots. After playing only a handful of snaps in that win over the Browns, Ball played 36 snaps, 14 more than starting middle linebacker Curtis Lofton, against the Broncos as he took over tight-end-coverage duties.

Oakland had allowed career highs in receptions to tight ends in each of the first four games. Daniels had zero catches on five attempts last Sunday.

“We see the skills that he brings and the work ethic that he has every day and the way that he prepares, so we increased his role,” Raiders head coach Jack Del Rio said. “He did a nice job in his first extended activity.

“He’s got speed and athleticism. He’s a very instinctive guy. He can really run, has a good feel for the game.”

Ball weighed 215 pounds last season and has added 15. He plans to get up to 240 pounds after a full offseason in the weight room.

OAKLAND RAIDERS FEATURE CLIPS

“Until then, I am just playing with what I got,” Ball said. “Speed.”

And one other thing.

“Playing every play like it’s your last,” Ball said.

QB DEREK CARR

BAY AREA NEWS GROUP

Why Derek Carr shows maturity beyond his years

By Jerry McDonald

September 13, 2015

Rodger Carr will never forget the sight of his oldest son being greeted by Commissioner Paul Tagliabue at Madison Square Garden on NFL Draft day.

Or the follow-up sight, that of his precocious youngest son, Derek, then 11, making his own Tagliabue moment.

It was April 20, 2002, when the Houston Texans made David Carr the No. 1 pick in the NFL draft. Derek, already brimming with enthusiasm and good at working a room, wasn't about to let the bright lights of the NFL's biggest offseason stage unnerve him.

"He walked up, shook the commissioner's hand and said, 'I'll be back,' " Rodger Carr said.

Rodger let that sink in for a moment then repeated, "I'll be back," shaking his head in amazement before continuing his story.

"When Dave got drafted, Derek was determined to become an NFL quarterback, too," Rodger said. "He was already that focused."

Thirteen years later, Derek goes into his second season as the unquestioned leader of the Raiders. The leaguewide feeling is that he has given the franchise stability at football's most important position for the first time since Rich Gannon retired in 2005 due to a neck injury.

Carr is charged with leading the Raiders out of the wilderness of 12 consecutive nonwinning seasons, 10 of them with double-digit losses, and halting the never-ending conga line of starting quarterbacks.

The Carr family knows all about bad football teams. Taking over as the would-be savior for the first-year Texans, David was 22-53 as a starter in five seasons and absorbed 249 sacks

The way it works with the Carr family is that if you draft one, you draft them all. So every time David hit the deck, there was a collective wince from Rodger, mother Sheryl and brothers Darren and Derek.

Derek, by contrast, was sacked only 24 times in 16 games as a rookie starter, taking more lumps in the win-loss column (3-13) than on the field.

While David's experiences provided the black-and-blueprint, Derek's journey to the NFL has been just as much a family affair. In a world where kids are lucky to have two parents around even some of the time, the Carrs are a tight-knit, deeply religious bunch who are unafraid to keep each other in line.

And back before he was staring NFL stardom in the eye, Derek Carr needed to check himself.

OAKLAND RAIDERS FEATURE CLIPS

The only reason a second-round pick out of Fresno State could be so polished, and act as if he'd seen it all before, is because he had. David Carr had some successes, but he mostly took a beating. Derek had a front-row seat and unlimited access to information.

The Houston Texans were a first-year expansion team, and it wasn't pretty.

"You hear people saying, 'The Raiders are terrible,' but you don't know what terrible is," Darren said. "I went through the inaugural season with David, and it was bad. Really bad. The Raiders, by comparison, had some talented guys."

David, 34, remains philosophical, without a trace of bitterness. After Houston let him go and signed Matt Schaub, he played for three other teams -- the 49ers, Carolina Panthers and New York Giants. David has a Super Bowl ring and passed for 14,452 yards with 65 touchdowns and 71 interceptions.

"When you get picked first, your team is usually pretty bad," David said. "Some teams climb out of it, some don't. It wasn't until I got to New York until I saw how a team was supposed to be run."

With the Carr family following David to Houston, Derek immersed himself in the life of his older brother. Derek learned the NFL routine, hung out with the Texans and had all the pass codes to the club's facility. Star wide receiver Andre Johnson came to his youth football games.

"I was preparing to play Peyton Manning 14 years ago, and now he's playing Peyton," David said. "He had experience going through all those years before he ever set foot on a field."

The age difference, if anything, made the brothers even closer.

"It makes it OK to be the little brother," Derek said. "If you're three, four years apart, you don't want to be the little brother. You want to beat 'em. I wasn't going to beat David at anything. I loved being around him, and he said, 'I'm going to take you under my wing and show you the way.' "

David remains a go-to for Derek in matters of football and life, and it's a relationship that wouldn't have been possible had it not been for the years between them.

"If we were closer in age, maybe we wouldn't be like this," David said. "I played with Eli Manning and was around him for five years. Eli and Peyton have a great relationship, but it's not like ours. Because they're closer in age, they were kind of doing their own thing, while Derek was jumping in the boat with me, and we were riding together."

Derek maintains that some of the biggest lessons imparted from David came from observation. Sometimes he didn't understand the significance of what he saw until years later. Derek remains flabbergasted that during the NFL scouting process, unattributed reports suggested being David's brother was a negative trait rather than a positive.

"I couldn't believe people were saying this stuff," Derek said. "How could that possibly be a bad thing? What I realized was David was a man of character. I mean, there would be times where he'd be ready to throw the game-winning touchdown, and he'd get hit. Or he'd get sacked eight times in a game."

"I remember going to family dinners after those games, and he never once said, I can't believe he didn't block that guy, or I can't believe he didn't finish that route or tipped the ball to a defender. It finally hit me later, and it blew my mind. Those are characteristics I want to have."

OAKLAND RAIDERS FEATURE CLIPS

Derek threw the letter away, but he remembers its contents as clearly as he does the Bible scripture he reads regularly.

It arrived in 2010 from Heather Neel, a friend and fellow student with whom Derek had a budding relationship. She was instantly drawn in by Derek's gregarious, outgoing personality, as well as the fact that he espoused the same Christian values.

Yet she'd begun to hear the stories circulating around Fresno State. Derek, quarterback and big man on a campus where his brother was still revered, was getting around. Derek has since opened up to church youth groups in general terms about experiences with parties, women, alcohol and marijuana.

The way they tell it, Derek might have been well on his way to becoming the next Johnny Manziel.

The message of Heather's letter was succinct: "Derek, you're not the man I thought you were."

Sitting on a bench following a training camp practice, Carr shakes his head at the memory of being exposed -- and the anger and regret that followed.

"She caught me," Carr said of the woman who eventually would forgive him and accept his marriage proposal. "I was such a hypocrite. I was the biggest one. I'm glad I'm not anymore."

Derek wasn't only being called out by Heather. His parents and brothers were making their voices heard, even if Derek wasn't ready to listen.

"We had a big altercation about a week or so before that all went down," Sheryl said. "I told him, 'This is not the son I raised, you are not the person I know, and I won't accept it. You're either going to straighten up, or we're going to have problems.' "

Darren, nine years older than Derek, described what sounds like a family intervention.

"We won't get into details, but we sat down and talked to him ... yelled at him, screamed at him, threatened him," Darren said. "Eventually, only God can take care of him."

David acknowledged that Derek's behavior wasn't out of the norm in terms of the college experience. It wasn't the rebellion and experimentation that was an issue as much as Derek living a different life than the one he professed to lead.

"It would be one thing if he had said, 'I'm a college kid. This is the life I want to live. I'm having fun,' " David said. "But if you're saying one thing and doing another, that's a different story."

Sheryl Joyner didn't have brothers. She grew up with a sister and her father. There were aunts around but no uncles.

"I thought when I had kids, I would have girls," Sheryl said.

Then she met and married Rodger, and life became a parade of sports activities with three sons. First came David then Darren three years later. Nine years after Darren was born, Derek arrived.

OAKLAND RAIDERS FEATURE CLIPS

The boys remember their dad coming home from long days at work then working them out for various sports under the parking lot lights of a local high school.

"They're all hard workers, like their dad," Sheryl said.

Not surprisingly, Rodger is proud of the football work his boys put in, David at Fresno State and in the NFL, Darren as an offensive lineman at the University of Houston, and now Derek with Fresno State and the Raiders.

"Derek is like his brothers -- he thinks he is going to outwork everybody," Rodger said. "He thinks, 'You might have more talent, but I'm going to outwork you.' "

Sheryl grew up the daughter of a preacher, her life rooted in her Christian faith as well as people in general, and that is reflected in her sons.

"All of them have a spiritual side and a gentle spirit," Sheryl said. "They have a tough, hard-core side on the field -- they'll fight a bear if they have to -- but also a soft, gentle side that can confuse people who don't know them."

Derek, like his mother, is comfortable striking up a conversation with anyone willing to listen and has been like that since a young age.

When the family went to Los Angeles Dodgers games when Derek was barely old enough to talk, he would stand on his stadium seat and recite the names and numbers of Eric Karros, Raúl Mondesí and Mike Piazza to the amusement of fans sitting in the vicinity.

"You'd turn around in the grocery store, and he'd be talking to people he didn't know," Sheryl said. "I'd tell him, 'Honey, you don't know them. You can't talk to strangers like that.' He just loved talking to people -- and he's still that way."

When David was a star at Fresno State, Sheryl became panicked when she lost sight of Derek following a game against Louisiana Tech. Frantic, she finally saw her grade school son walking alone from the visiting team's locker room.

Derek had gone to console Luke McCown, the Louisiana Tech quarterback, whose team had lost to David's Fresno State team.

Derek's explanation, as recalled by his mother?

"I went to the other team's buses. I found the quarterback and told him he did a good job. I didn't want him to be sad."

Derek doesn't think what he did was unusual.

"I just wanted to go up and say, 'Hey, great game, I appreciate what you do,' " Derek said. "I guess I just wanted to tell him I looked up to him."

Added Heather: "He can walk into a room and be friends with everyone. He just has that mentality, and it's genuine. He's a kind, loving personality that cares about everyone."

OAKLAND RAIDERS FEATURE CLIPS

At Derek and Heather's wedding, following David's toast as best man, Darren took the microphone and announced, "I'm the other Carr -- I'm Darren!"

As Sheryl said, "He takes it really well."

While David and Darren have the athletic build of quarterbacks, Darren, a former college linebacker, has a thick beard and the body of a man who enjoys dirty work in the trenches.

"I guess he ate all the food growing up, because he took all the size," Derek said. "From the outside looking in, people don't see it, but it's the three of us, all together."

Darren is the head coach at Bakersfield Christian High, where Derek starred at quarterback. David, who was the star quarterback across town at Stockdale High, will serve as Darren's offensive coordinator this fall.

"We'll all sit down, and I'm a sponge, man," Darren said. "It's an absolute blessing to have two brothers that played in the NFL. I think only a couple of other people can say that."

Darren, in fact, once met Cooper Manning, brother of Peyton and Eli, and the two jokingly commiserated on what it's like to be a third wheel.

During a session of the Carr Elite camp in late July in Bakersfield, as Derek, David, Darren and Rodger were instructing players on football and good sportsmanship, Dallas Carr was in constant motion, wearing a T-shirt that said "Never stop moving."

On Aug. 5, Dallas enjoyed his second birthday, although probably not as much as the rest of the Carr family, thankful at the sight of a typical 2-year-old making a mess of his cake.

As a newborn, Dallas began throwing up and was diagnosed with intestinal malrotation, a serious condition that is sometimes fatal. Derek called Sheryl in tears, but when doctors came in to inform the Carrs a second surgery was necessary, a calm came over him.

"Heather was sitting in a wheelchair, kind of in shock, and Derek took her by the shoulders and said, 'We're going to go in there, talk to the doctors, figure out what's wrong, and we're going to fix it. Don't cry,' " Sheryl said. "I asked him if he needed his dad and I at the meeting. He said, 'No, mom. This is my family. I'm going to be all right.' "

Derek concedes to being initially terrified, but said, "I had faith everything would be OK. ... Something like that happens, it changes your perspective. Nothing that ever happens in a football game can compare. I'm always going to be the same person."

Dallas eventually made a complete recovery, and the circumstance, according to Darren, "toughened him up."

Heather agreed.

"You just saw this man, this father," she said. "It was incredible to watch how he became our leader, our rock, through the hard times."

OAKLAND RAIDERS FEATURE CLIPS

In the East Bay neighborhood where Derek lives during the season, it isn't unusual to see him in a local park playing with the neighborhood kids.

"We were visiting him once -- they've got this soccer field and a basketball court -- and Derek knows all these kids, and they all want him to come out," Darren said.

One young friend would come to his door, asking, "Can Derek come out and play?"

At the same time, David knows the cutthroat, competitive side to his brother all too well.

"He'll be at the end of a workout, play a game of H-O-R-S-E with my two boys, and he'll reach this point where, 'There is no way I'm going to lose this game,' " he said.

David calls it Derek's "default mechanism" to push through a difficult situation. Derek said something just comes over him, much as it does on Sunday afternoons in a Raiders uniform.

"There are times when you can mess around and just play catch or something like that, but if I'm competing -- really competing -- I don't know what it is," Carr said. "All of a sudden, I'm dunking on my nephews. It just switches."

Raiders fans have taken notice and are anxious to hitch their hopes to that Carr intensity. No one in the Carr household is surprised at the path the youngest, most precocious Carr brother finds himself on. Even if it took a few wrong turns to get there.

"He enjoys the game and his life so much," his mom said. "The more time that goes by, the more comfortable he gets, the environment will flourish around him because he's at peace."

CSN BAY AREA

'Faith, family, football' puts Raiders QB Carr on brink of stardom

By Scott Bair

August 24, 2015

BAKERSFIELD – Derek Carr was born to play quarterback, equipped with a perfect combination of nature and nurture to hone a difficult craft. He was athletically predisposed with size, speed, smarts and a cannon right arm accented with the right amount of touch.

He had guidance worthy of a crown prince, with a father to mentor him early on and an older brother who had already been king. Rodger Carr taught his son about fundamentals and work ethic. David Carr, an excellent quarterback in his own right, bestowed football knowledge and life lessons he experienced as a Fresno State star and an NFL signal-caller to a brother 12 years younger.

Thanks to David's labor of love, little Derek had a blueprint for success. Work hard, stay focused, maximize talent and follow a pre-travelled path to the pros. Do that Derek, and you'll get there. Stumble along the way? Pops and big brother will pick you back up.

Support certainly helped Derek Carr become a Fresno State legend and a Raider with the No. 36 overall pick in last year's NFL draft.

OAKLAND RAIDERS FEATURE CLIPS

Assuming that made everything easy is oversimplification. Hard times made Derek Carr the man he is today, someone able to weather adversity without crumbling under its weight. That's a trait only discovered by doing.

There was no instruction manual detailing how to handle 10 straight losses to start a pro career or stay above water in tidal waves of change, with three head coaches and two offensive schemes in 12 months. Yet here he stands, on the verge of a second season as Raiders quarterback, confident as ever that this is the start of something great.

There was no instruction manual for how to act with a son at death's door just days after taking his first breath. Yet there he stood at 22 years old, a pillar of strength while baby Dallas spent his first 23 days clinging to life.

While he's learned from his mentors, individual experiences like these make Derek unique and properly equipped to handle the pressure of his current position. He's a person with fixed priorities and overflowing optimism in difficult situations, even when frustration might play better to the crowd.

"People wonder if bad times impact me because I have a smile on my face," Carr said last month in an extended interview with CSNBayArea.com at one of his family's Carr Elite football camps. "Of course they do. They rip my heart out, but I'm going to fight harder than anyone because I lean on my faith in tough times. That's where I find my strength. When a doctor says, 'Dallas might not make it,' all I can do is lean on my faith to keep from crumbling. That's all I know how to do. And I trust it's right because I've seen it come through time and time again."

The Carr family mantra is a priority list: Faith. Family. Football. In that order.

You've certainly heard that cadence before. It was a common refrain during Derek's rookie press conferences, often combating questions about the wear and tear of a Raiders season quickly circling the drain. The point: Losses ruin Derek's evening, not his entire week.

Football isn't life. It's a game, a job he loves dearly. He's grateful for every moment in a jersey, but it doesn't compare to the time spent with his wife and son.

Derek the quarterback is an incredibly early riser, someone who arrives at the Raiders' Alameda facility with the sun and returns to his Dublin home after it sets behind him.

Carr has the unique ability to leave No. 4 in the car, turning himself over to his wife Heather and son Dallas upon walking through the door.

"It's good to be able to get away from it all," Heather Carr said. "Derek will tell you that football is his job, it's not who he is. That's so true. When he comes home, he isn't NFL quarterback. He's dad. He's husband. We don't really talk about football at home unless he wants to. He doesn't let bad days bleed into his home life. We just get to be family."

Those times are never, ever taken for granted. Whether it's an extra 90 seconds engaged with Dallas or a friendly game of Nerf basketball between husband and wife (please, watch this video), the Carrs try to maximize each minute together.

Through simple pleasantries and grand gestures, Derek and Heather walk an extra mile to honor this dynamic and the three weeks when it was nearly ripped apart.

OAKLAND RAIDERS FEATURE CLIPS

“I always think about those times,” Heather said. “You can still see the scar on Dallas’ belly and when you do, you just thank God that he’s alive. It could have all been taken from us. That’s why we cherish every moment we have as a family. We know that, no matter what happens, family will always be our top priority.”

Dallas’ scar symbolizes a young life saved. The boy was born on Aug. 5, 2013, just before Derek started his senior season at Fresno State. Derek was a Heisman hopeful and the San Joaquin Valley’s favorite son, with an NFL gig ahead on a career path paved in gold.

Early, frequent vomiting was the first sign of trouble. It led to panic and eventually a life-threatening diagnosis. Dallas Mason Carr had intestinal malrotation, meaning his intestines weren’t properly aligned and cutting off the flow of his digestive tract. Dallas needed surgery, and was taken by ambulance from a Clovis hospital to Children’s Hospital Central California in Madera.

He underwent one procedure, then another during a touch-and-go 23-day period that coincided with Bulldogs training camp. Derek rarely missed a practice, and spent most every other minute at the hospital with his wife and son.

The schedule was emotionally and physically draining. It wore on Derek, who broke down several times over the phone with his parents and coaches.

In front of his wife, Derek held strong. He would read Bible verses aloud well into the night, and remained a source of positivity as the couple prayed for a happy ending that was not guaranteed.

“I always had my faith, but that was a real test of it,” Derek Carr said. “Everyone knew who we were in Fresno. It was my senior year and everything was going great. Life was good, and we didn’t worry about much. Then Dallas’ ordeal comes up and it ripped my heart out. At that point, I thought, ‘am I still going to be the man I say that I am? Am I going to be strong and be there for my wife and child?’ Saying those things is easy. Living and doing can be extremely difficult.”

This was, and always will be, Derek’s defining moment.

“There was no way to tell him how to get through it,” said Rodger Carr, Derek’s father. “Derek had to be the man of the house, and he stepped up in a big way. He had things under control and believed God would help him and his family through it. You won’t find anyone in the family who didn’t have faith Dallas was going to make it.

“That’s how we looked at it. We knew Derek and Heather would do their part and that God would do the rest.”

Dallas underwent a third procedure in September 2013, but was eventually given a clean bill of health. He recently celebrated his second birthday and carries on with the exuberance of a young child unaware of a scary period that put life in proper perspective.

Faith. Family. Football. In that order. That was something Rodger Carr often told his three young sons.

Before Heather, before Dallas, that mantra didn’t belong to Derek. It was something he heard, not advice he heeded. He was a teenager interested in teenager things, especially after enrolling at Fresno State in the footsteps of his famous older brother. He was a rock star before throwing a college pass, especially as a big fish in a small pond.

OAKLAND RAIDERS FEATURE CLIPS

After Heather, after Dallas, Derek's priorities came into focus. They all stem from faith. He has faith his family will offer unconditional support. He has faith in his own character and work ethic. Dallas' ordeal taught Derek that his faith in God is a sturdy crutch, one that won't let him buckle under stresses he can't control.

"I knew faith, family and football was my foundation, but I wasn't living by it until I grew up and figured it out on my own," Derek Carr said. "It wasn't people saying things to me. I found the path through experience. I've lived both ways, and I like the path I'm on a whole lot more."

Derek Carr is mature beyond his 24 years, overqualified to survive 0-10 and eventually 3-13 without permanent damage.

Talented quarterbacks have been beaten down by losses, but Derek weathered a trying rookie season with aplomb because he knows that football isn't life. It's just a game, one with problems he can work through.

His optimism and determination never waned, even late in a chaotic season where the Raiders hit rock bottom.

"I am human, and I feel each loss as much as anyone," Carr said. "I hate to lose. There were moments where I took time to be disappointed and admit just how hard winning is at this level. There were times when I'd talk to my brother or my wife about just how difficult all the losing was, but they never lasted long. It does me no good to feel sorry for myself or wallow in disappointment. I didn't worry or stress out because I knew I would keep working and I had faith there were better days ahead."

David Carr experienced his youngest brother's trying rookie season from the couch. He didn't travel to road games and stayed away from Raiders home dates on purpose, to avoid the inevitable comparisons between them. David didn't want cameras searching for a reaction every time Derek did something on the field, so he chose to babysit nephew Dallas while momma and family watched games in person.

It wasn't just games experienced from afar. David Carr has stayed away from Raiders training camps and in-season practices. He was loathe to go on the record last season, while Derek was getting used to life in the league.

"The comparisons between us always come, from his rookie year through each stage of his progress," David Carr said. "I just want him to have his own career and let him do his own thing. I can take a step back, but he knows I'll always be there for him no matter what."

The two still have an open dialogue, and Derek would be crazy not to use David's intelligent football mind. David knows a phone call is coming after road games, when brothers freely discuss what went right and wrong. David typically stays in Dublin after home games, ready to break down tape after baby brother returns from a long, hard Sunday.

They used to do something similar a decade ago, when David quarterbacked the expansion Houston Texans and young Derek was an aspiring signal-caller obsessed with football scheme and strategy. Derek became proficient at X's and O's working with David – Derek even called his own plays in high school -- who also helped him refine form, technique and his life around the game.

David "put extra tools in the toolbox," but Derek now has to build his own house.

OAKLAND RAIDERS FEATURE CLIPS

“My hands are off,” David Carr said. “If he specifically asks me a question or something comes up in conversation about a coverage or a play, we’ll discuss. He’s pretty savvy chalkboard-wise, but there’s no equal to experience. I’m trying to let his NFL development happen naturally over time ... Hopefully I give him enough information to help him grow, but Derek has to take ownership of himself. He’s done a great job of that since getting drafted.”

Derek Carr’s better for the 16 games played his rookie year, and many believe he’s on the path to stardom with an upgraded supporting cast heading into the 2015 season.

He was far from perfect as a rookie, with plenty to work on as his career advances. Unlike last year at this time, Carr is not the quarterback of the future. He’s the quarterback right now, someone counted on to produce each week.

Teammates and coaches believe in his brand of leadership and have faith he can make strides necessary to spark a Raiders renaissance.

A resurgence won’t happen without quality quarterbacking, but that doesn’t add pressure to this fall’s proceedings.

Outside expectations will never match his own benchmarks, which are sky high because Carr has been to the puppet show and seen the strings. There are no illusions about NFL life and what it takes to succeed.

“It was such a blessing to be able to play all 16 games and gain that experience because now, coming into it, I don’t just have a film point of view,” Carr said. “I have a ‘from where I stood’ point of view. I know what works. I know what I can and can’t get away with. The experience is just a huge factor.”

No matter what he experiences this year, Carr knows he can handle it. He is supremely comfortable in his own skin and the knowledge that faith, family and football will carry him through.

WR AMARI COOPER

BAY AREA NEWS GROUP

With Amari Cooper, Raiders are in good hands

By Daniel Brown

May 7, 2015

ALAMEDA -- Amari Cooper reports for duty Friday with the opening of Raiders rookie minicamp. Fred Biletnikoff, who is already a Cooper expert, expects the No. 4 overall draft pick to get off on a better foot than he himself did back in 1965.

"Oh, I was horrible," Biletnikoff said. "I had a hell of a time making the adjustments. Lots of dropped balls."

Cooper, in contrast, appears ready to make an immediate impact. On draft day, general manager Reggie McKenzie and coach Jack Del Rio described the Alabama star, who officially signed his deal Thursday, as "polished" so often you started to think the Raiders drafted a pair of Oxford wingtips.

Biletnikoff, who recovered from his shaky early Raiders days to earn a place in the Pro Football Hall of Fame, agreed. And he ought to know: Cooper won the honor that bears his name, the Biletnikoff Award, as the top receiver in college football.

"If you know nothing about football, you might not see that he's mature beyond his years," Biletnikoff, 72, said in a phone interview. "But he's a step ahead when it comes to the things required to be a receiver. The way he runs his routes, catches balls, gets open. He can do it against man-to-man coverage or press or zone. This guy is not one-dimensional."

"He can line up inside, outside, right or left and do a good job wherever he is. Jack and Reggie and the staff were dead on when they talked about him."

TOP IN HIS CLASS

The numbers support the case. Pro Football Focus, which analyzed every play and player on the college schedule last season, evaluated 1,800 receivers. They ranked Cooper No. 1, in part because of his complete game.

Playing against top competition while at Alabama, Cooper led the country in targets and receptions and finished second in receiving yards and touchdowns. PFF found a few hidden measures of success, noting Cooper tied for the most missed tackles forced (26) and finished third in total yards after the catch (878).

Del Rio praised Cooper on draft day for his ability to run the entire route tree. PFF determined that Cooper logged 30 catches on screens, 57 on stops, slants, crosses or outs and 16 on posts or go-routes. Half of his catches on post/gos resulted in touchdowns.

As it turns out, Cooper was running those patterns as early as 5 years old. He just didn't know what they were called. In a constant search of ways to juke his friends during backyard games in Miami, Cooper learned the science of planting, cutting, turning and blasting his way out of a break.

OAKLAND RAIDERS FEATURE CLIPS

"So when I had to run a slant route or a comeback route, which the coach called it, I was already familiar with running and getting open," he says now. "It came easy."

Teddy Bridgewater was among the first beneficiaries. Before he grew up to be the quarterback of the Minnesota Vikings, Bridgewater was a star at Miami Northwestern Senior High, a local football powerhouse.

Cooper was one of his top targets. "He was always in the right place at the right time," Bridgewater recalled.

Bridgewater, in a phone interview, said that the football team's tradition called for the best receiver on the team to wear jersey No. 2. This was hallowed territory. Miami Northwestern receivers over the years have included Antonio Bryant, Brett Perriman and Tony Martin -- all of whom went on to produce 1,000-yard seasons in the NFL.

Bridgewater said that Cooper, well aware of the lineage, set his sights on the jersey early.

"He wound up wearing No. 2 for two years," the quarterback said. "He took pride in running the best routes. And he didn't want to just be the best on the team. He wanted to be the best in the state of Florida."

Cooper's seriousness about his craft can make for stilted conversation. At his first news conference with the Raiders, the 6-foot-1, 211-pounder looked as happy as the last guy in line at the DMV. He barely smiled for photos and answered questions in a quiet monotone.

Reporter: "The team hasn't had a 1,000-yard receiver in 10 years. Do you think you can end the drought?"

Cooper: "Hopefully."

Reporter: "You mentioned running routes as a kid. Was the NFL the main dream you had growing up?"

Cooper: "Yes."

And so on.

It was a jarring introduction, but Bridgewater recognized the look. He said Cooper was intensely serious-minded even as a teenager. The two were so determined to follow in the footsteps of the college-bound players from their high school that they treated schoolwork and practice as a job.

The duo proved so influential on campus that they wound up changing the culture of the school. Principal Wallace Aristide credits Cooper and Bridgewater for setting a new academic tone at what had been a sports-focused campus.

Aristide said Miami Northwestern went from annually getting "F" and "D" grades in the state's annual evaluation to becoming the first inner-city school in Miami to receive a "B" grade in 2011.

"People like Amari and Teddy were instrumental in helping us really change the climate," Aristide said. "When you're on campus -- especially one like ours -- the people with the most influence are the football players. Everybody looks up to them."

"And when they carry themselves the right way, they help you sell the importance of academic success. And I think Amari helped us do that here. ... He carried himself around campus like he was all about business. He was a tremendous student when he was here at this institution."

OAKLAND RAIDERS FEATURE CLIPS

IN NEED OF A BOOST

Now, the Raiders hope Cooper can transform another moribund institution. Oakland hasn't had a 1,000-yard receiver since Randy Moss in 2005 and is coming off a season in which it finished last in overall offense.

The Raiders had only 30 connections of 20 yards or more. The Indianapolis Colts, in contrast, had 78.

Cooper offers some big-play potential. Over three years with the Crimson Tide, he averaged 15.2 yards on his 228 receptions.

He also shown a knack for the end zone: His 31 career touchdowns catches are the most by an SEC player since 1956.

At the scouting combine -- where he ran a 4.42 in the 40-yard dash -- Cooper credited Alabama offensive coordinator Lane Kiffin for making the most of his talents. Cooper said the former Raiders head coach "moves me around a lot, so a team can't really prepare for me. He'll line me up at the H, Z to X, he'll even put me in the backfield to create some mismatches."

Wherever he was, Cooper caught passes -- and attention. As soon as the Raiders called his name, some key voices cheered the selection on Twitter.

Rich Gannon, the former Raiders quarterback and NFL MVP, posted: "(Derek) Carr and Cooper ... Match made in heaven for the Oakland Raiders!"

Another former Raider, Hall of Fame receiver Tim Brown, wrote: "Young brother! Welcome to the dark side! If you need me I'm here for you!"

Chad Johnson, the six-time All-Pro receiver wrote: "Who's the offensive coordinator in Oakland? It's a blessing to have a receiver you don't have to move around to get open."

Biletnikoff isn't of the social media generation, but he, too, was enthusiastic in his review. With Cooper and fellow Biletnikoff Award winner Michael Crabtree added to the mix, the former Raider expects Carr to enjoy a breakthrough season.

"Derek's confidence has to be going sky high," Biletnikoff said. "You know how pitchers can get by as long as guys are making plays behind them? It's the same way with quarterbacks.

"You catch the ball for him, he's going to win some games. And Amari can catch the football as well as anybody."

SANTA ROSA PRESS DEMOCRAT

Raiders expect an elite wide receiver with Amari Cooper draft pick

By Phil Barber

April 30, 2015

OAKLAND — Derek Carr made great strides during his rookie season, cementing his place as the Raiders' quarterback for years to come. Carr may have taken another leap Thursday, without even stepping on the field.

With their young passer in mind, the Raiders used the No. 4 overall selection in the NFL Draft to acquire something they haven't had since the days of Rich Gannon flinging the football to Jerry Rice and Tim Brown: an elite wide receiver.

In Alabama's Amari Cooper, the Raiders got a guy whose epic college production is matched only by his NFL-quality route-running and reading of coverages, according to the scouts.

"He can run a route," Oakland general manager Reggie McKenzie said after making the pick. "Seems like he can do that with his eyes closed. He's exceptionally quick, he's fast and he understands the game. You can tell the guy's been playing football and playing that position all his life."

A fact quickly confirmed by Cooper, who explained on a conference call that he started to take his routes and cuts seriously when he was 5 or 6 years old, even before he had played organized football; by the time he joined a youth team in Miami in third grade, he had only to learn the names of the routes.

That team happened to have a couple of good running backs, including the coach's son, so Cooper tried his hands at wide receiver. He's never wandered from the position. The Raiders, in essence, are getting an athlete whose entire life has prepared him to catch passes in the NFL.

"It's unusual when words like polished are thrown out," Oakland head coach Jack Del Rio said. "But that's what you see. He's been lined up all across the board: outside, both sides, inside in the slot, moved around, even lined up in the backfield some. He's been exposed to a lot and utilized a lot of different ways. He's run the entire route tree."

Cooper is fast (4.42 seconds in the 40-yard dash at the scouting combine), but there are other receivers in this draft who can outrace him. He has good size (6-foot-1, 211 pounds), but won't tower over most NFL cornerbacks.

What set Cooper apart were his technique, his "football IQ" (if you can pardon the cliché) and his college production, the latter being light years ahead of the Raiders' previous top-10 pick at wide receiver, Darrius Heyward-Bey in 2009.

Alabama has been known as a run-first team for ages, but head coach Nick Saban and offensive coordinator Lane Kiffin – remember him, Raiders fans? – changed the philosophy with Cooper in the arsenal. The Crimson Tide targeted the junior an astounding 178 times in 2014. Cooper caught 124 of those passes (best in the nation) for 1,727 yards (tops among draft-eligible players) and 16 touchdowns (ditto).

Sometimes the college receivers with the biggest numbers are products of their offenses. That doesn't seem to be the case with Cooper, who is beloved by most NFL analysts.

OAKLAND RAIDERS FEATURE CLIPS

College Football Focus, which breaks down film of every FBS game, had this to say about Cooper: “He can use his hands at the line to defeat the jam and contact from defensive backs like it’s already instinct. This is something most college receivers struggle with and it takes them a while to learn it in the NFL. Cooper is already a master.”

CFF added this appraisal of Cooper’s mental game: “He also shows a fantastic understanding of defenses and zone coverage, knowing exactly what he’s looking at and when to throttle down to sit in an open space.”

“I’m a wide receiver,” Cooper said. “There are only two ways you can get open at wide receiver, your releases and the top of your route. The whole route-running process is really important. I just focus on it and try to be the best that I can at it so I can create as much separation as I can for my quarterback.”

In other words, Cooper is NFL-ready, maybe the most NFL-ready player on the entire board.

That’s great news to new Raiders offensive coordinator Bill Musgrave, who is charged with adding some zip to an offense that ranked 26th in the NFL with 204.7 passing yards per game last season, 31st in scoring with 253 points and dead last with 30 completions of 20-plus yards.

Carr already had a stable of decent young receivers like Rod Streater, Andre Holmes, Brice Butler and tight end Mychal Rivera, and a proven newcomer in Michael Crabtree. But none of them is a clear No. 1 receiver. The Raiders hope they have found their top dog in Cooper.

The void he seeks to fill goes back for more than a decade. Oakland hasn’t had a 1,000-yard receiver since Rice totaled 1,211 in 2002. That also happens to be the last time the Raiders made the playoffs.

The first two picks of this draft offered no surprises, with a pair of quarterbacks, Florida State’s Jameis Winston and Oregon’s Marcus Mariota, going to Tampa Bay and Tennessee, respectively. When the Jaguars took outside linebacker Dante Fowler at No. 3, the Raiders had at least a couple of strong possibilities: Cooper and Leonard Williams, the USC defensive lineman that some touted as the top talent in the draft.

Surprisingly, trading down might not have been much of an option. McKenzie said he got plenty of calls leading up to the draft, but none when the Raiders were on the clock.

To hear the general manager tell it, Williams wasn’t strongly debated either. The Raiders had targeted Amari Cooper, just as his quarterbacks did 178 times last year.

WR MICHAEL CRABTREE

SAN FRANCISCO CHRONICLE

Raiders' Michael Crabtree 'blessed' to have a fresh start

By Vic Tafur

September 13, 2015

It was time for a new beginning, so Michael Crabtree packed his belongings this spring and moved. About 40 miles.

The former 49ers receiver relocated from San Jose to San Francisco, to be closer to his new team, the Oakland Raiders. It has seemed like a much longer journey, considering how well Crabtree has fit in with his new team heading into Sunday's season opener against the Bengals.

At training camp and in the preseason, he is looking again like the sure-handed threat who had 85 catches for 1,105 yards in 2012.

"It's been a great move, for both parties," Crabtree said, in a one-on-one interview with The Chronicle. "I feel really good about it. ... Blessed, really."

For the first time in years, Crabtree is healthy in body and healthy in spirit, done with what he thought was a lot of negativity on his old team.

"A lot of people don't know that the Niners offered me a contract, I just didn't take it," Crabtree said. "I wanted a fresh start. It was more money too — the Niners offered me more money than anybody did — but business is business and I wanted to come to a team that really wanted and needed me."

He is excited about how the Raiders have come together the last few months.

"I like the guys around me and I would do anything for them, on or off the field," Crabtree said. "We're going to have fun."

Crabtree might have been misunderstood with the 49ers, at times labeled a diva or a malcontent. And he can be hard to read at times, as Rodney Baker, the executive director of Crabtree's charitable foundation, will attest.

"If you know him, he is going to show you love," Baker said. "But if he doesn't know you, he doesn't know you. As Mike likes to say, he is an authentic guy. He is not going to pretend, or try to pretend."

With the Raiders, Crabtree immediately hit it off with quarterback Derek Carr. Crabtree knew Derek's brother, David, when they were teammates in San Francisco, and immediately liked Derek's competitive nature.

"Little brother has a chip on his shoulder," Crabtree said, laughing.

Crabtree and Carr always seem to be in the other's ear on the practice field.

OAKLAND RAIDERS FEATURE CLIPS

“He’s awesome, one of the coolest people I’ve ever been around,” Carr said. “He makes catching look really boring and easy. It’s like catching the ball is something he has to do so he can have it. I can’t say enough good things about him.”

Crabtree doesn’t want to take shots at any of his former teammates but sometimes he can’t help it.

“I needed new scenery. It wasn’t for me,” Crabtree said. “I needed a quarterback that can deliver the ball, and that was hungry like I was.”

Niners quarterback Colin Kaepernick actually is one of the few players still standing after a tumultuous offseason down in Santa Clara.

“With all the stuff going on on the other side, it just feels so good to be on this side,” Crabtree said. “Just play ball and don’t worry about too much. Just play ball.”

Crabtree insists he doesn’t pay much attention to all of the 49ers’ defections, retirements and arrests. He is not very convincing.

“All I can do is just focus on me, I don’t really get into all that stuff,” he said. “They said all types of stuff about me that was false. They said I was this type of guy or that type of guy. I’m the same dude, man. I don’t bother nobody. ... I play ball, that’s what I do.”

And Crabtree is playing well again, the team’s most impressive player at training camp. He finally is all the way back from a nagging foot injury and a torn Achilles tendon from a couple of years ago.

“With an Achilles injury, you might feel like you’re healthy but the burst is not there,” said Crabtree, who turns 28 on Monday. “I came back in six months, usually it takes a year, but I came back really fast to do what I could to help the team make the playoffs.”

“Now, I look forward to see what I can contribute to this team. Injuries slow you down, man. You aren’t the same person.”

Carr echoes former 49ers coach Jim Harbaugh’s sentiment that Crabtree has the best hands he’s ever seen. And he makes up for a lack of elite speed with know-how.

“He knows coverage,” Carr said. “He knows how to set up his routes so that he can win. He plays that chess match with the corner throughout the game. If there’s a certain coverage and he knows the read’s not coming to him, he’ll make it look like something to set something else up down the line.”

Crabtree also has been a mentor to first-round pick Amari Cooper, giving him tips and urging Carr to throw more passes to the rookie in the preseason.

“Coop is nice,” Crabtree said. “He’s like my little brother, and watching him do work is going to be exciting. It’s important to get a feel for the game in the preseason.”

Crabtree has a lot of little brothers and sisters, thanks to his Crab5 Foundation back in his hometown Dallas area. The foundation has annual free football camps as well as opportunities for inner city kids to explore and develop their interests in the arts, music, other sports and academics.

OAKLAND RAIDERS FEATURE CLIPS

“We’ll send the whole band to the Grambling-Prairie View game, fashion kids to New York, actors to Los Angeles,” Crabtree said. “They get that exposure. I was really big on that because I never had that. Open the doors a little bit for these guys.”

Crabtree never went to a football camp as a kid. But he found a way to get the swag that he now gives out to kids at his camps.

His mom, Bessie Turner, sold concessions at Texas Stadium, and Crabtree would help to raise money for his little league team. After the games, he would run down to the field to get gloves and towels from players that he would wear in his games.

Crabtree grew up in the same Oak Cliff area of Dallas that former Raiders great Tim Brown did.

“He was from my neighborhood,” Crabtree said. “He made it possible. ‘I can make it, man.’ ... I used to sneak in and watch him work out. He didn’t know that.

“He used to work out at a middle school and I would sneak in, and watch him run all the different routes. Then, I finally met him about eight years ago. That’s my dude.”

Which made it even cooler when Crabtree decided to sign a one-year, incentive-heavy deal with the Raiders.

Not that anybody back home could figure out why he would sign with a team that was 11-37 the last three years.

“If everybody goes left, Mike is going to go right,” Baker said. “People were like, ‘Why would you go to the Raiders?’ But he had a real connection with Derek Carr and he just knew that was going to be his home.”

Home, 40 miles north, is where the heart is for Crabtree.

DE MARIO EDWARDS JR.

CBS SPORTS

Mario Edwards, a likely first-rounder you're not seeing in many mock drafts

By Jason La Canfora

April 13, 2015

It is inevitable, come the start of the NFL Draft on April 30, there will be a player or two selected in the first round who virtually no one was chattering about leading up to the event. There will be first-round picks who showed up on nary a mock draft, generated precious little buzz, who teams were loathe to speak about lest they give away a secret or two, and who many in the media overlooked.

In 2015, one such player could be Florida State junior defensive lineman Mario Edwards Jr. You won't find him projected high and he might have mediocre grades from some draft sites, but plenty of evaluators I trust believe he's a legit first-round talent. In fact, I wouldn't be shocked if this kid ends up going somewhere in the teens, depending on the first 10 picks.

Execs I know who've studied Edwards are very impressed with his athleticism. They project a pass rush at the next level, making him potentially much more impactful as a pro than in college, where he was first-team All-ACC in 2014. And in 2012 he was the only true freshman to start on the Seminoles' vaunted defense.

"Why aren't any of you guys writing about Mario Edwards?" one evaluator asked. "I look around the Internet at these mock drafts and I don't think I've seen him in the first round in one of them. He's not showing up in any of them. I think you're missing on him. He's going to surprise some people. I think he goes in the first round. In this [not overly talented] draft, he's definitely a first-rounder for me."

For what it's worth, in my years of dealing with this particular scout, he has been overwhelmingly right. He's a big reason why I called for Deone Buchannon going in the first round before last year's draft. The hard-hitting safety largely was considered a mid-round guy who ended up going 27th overall. And this phenomenon occurs seemingly every year, be it Bruce Irvin or Tyson Alualu or Kyle Long. It's part of the process, and reactions I got from some evaluators regarding Edwards was pretty telling.

Some were loathe to talk about him because, well, they would prefer I not write this column. They would prefer no one shine a light on Edwards. When the same names of defensive linemen show up over and over in mock drafts, you get a lot of smiles in the scouting community. They're perfectly fine with it. They don't want a lot of hype about a kid who they think may be falling through the cracks.

"Everybody [doing a mock draft] pretty much ends up with the same names, but in a different order," said another evaluator who doesn't believe his team is a great fit for Edwards but expects he goes high. "That's usually how it works. So why should I give you a name [outside that group]? Why would a team want to let you in on that? But, since you're asking me, do I think Edwards could be that kind of guy? You could be on to something there."

Edwards is raw, and had he stayed in school we might have heard a lot about him before the 2016 draft. But there is no denying the talent, some still untapped (that is the very nature of the draft -- projecting, projecting, projecting). His father was a star at FSU and played corner in the NFL. Edwards was considered perhaps the nation's best defender coming out of high school. He is strong and powerful at 6-feet-3, 279 pounds, and can

OAKLAND RAIDERS FEATURE CLIPS

play with burst and explosiveness. He could be a fit in a 3-4 or a 4-3 scheme, though the scouts I talked to saw him more projected as a 4-3 tackle and believe he will be more of a pass-rushing factor as he develops.

One evaluator who did extensive work on him thought Edwards should be one of the first three defensive linemen off the board, and attributed some overall dropoff in FSU's defense in 2014 to the loss of defensive coordinator Jeremy Pruitt (who left after their national title in 2013 to go to Georgia).

"There was a dropoff across the board from that defense, and a lot of it I think was from losing their coordinator," he said. "He was the man. But if you look at some of those kids over the last two or three years, man, there are a lot of players there. I think Edwards and [Seminoles defensive tackle Eddie] Goldman are first-rounders."

Within the Florida State program, Edwards was viewed as a difference maker still coming into his own. He picked up valuable scheme diversity having to work with three coordinators in three years -- all three coordinators speak very highly of Edwards, I'm told -- and someone who performed often selfless tasks in that defense at a very high level.

"There were some very high expectations on him coming as the No. 1 recruit in the nation, so I guess maybe to some on the outside it might seem like his numbers aren't huge or something like that," said someone who worked closely with him while at Florida State. "But if you evaluate his entire Florida State career, he played a very major role on a team that went 39-3 with him here, and that was just 9-4 the season before he and Jameis [Winston] got here.

"He has great leadership qualities. He was one of the most coachable kids you could work with. You could always count on him on the field and off the field. He did everything that was asked of him and expected of him. He was incredibly well-liked within the program. He's very comfortable with the professional game because of his legacy with his father playing in the NFL. He's built for the league and he will keep getting better."

Certain teams definitely seem to like Edwards more than others, including the Vikings, who pick No. 11 overall. That might be high for Edwards -- plenty of mocks have nose tackle Danny Shelton going there -- though I wouldn't rule it out. And if perhaps you see the Vikings trade down out of that spot, definitely keep an eye on Edwards as a target. It wouldn't shock me at all if the Bengals, 49ers, Cowboys, Lions, Seahawks or Browns invested a top pick in him.

He would fill a need with plenty of 3-4 teams as well, though some have said they aren't sure he would fit at defensive end and doubt he could move to outside linebacker. Others believe he could play inside in a 3-4 in certain packages. Regardless, he has people talking, or perhaps whispering. His 4.74 time in the 40 and video of him doing a standing backflip -- at 300 pounds! -- and his athletic prowess are very difficult to ignore.

Personally, I won't consider it a surprise if he ends up going somewhere between 11th and 19th. After reading this, I suppose neither should you. I assure you in some draft meetings and war rooms, it won't be looked at as a stunner, either, if things play out that way.

ESPN.COM

Can slimmer, motivated Mario Edwards Jr. convince NFL he's first-round material?

By Jared Shanker

April 27, 2015

The morning of the NFL draft, Mario Edwards Jr. will look at himself in the mirror, just as he's done every morning since declaring for the draft. He'll pose a question to his reflection, knowing he doesn't have a satisfying answer.

"Why did I take so long?"

The former Florida State defensive lineman, who entered the draft after his junior season, is 6-foot-3 and weighs 279 pounds and is in such good shape he spent pro day wearing the football equivalent of spandex. It's a stark contrast to where he was less than a year ago.

The last draft-eligible No. 1 high school prospect was Jadeveon Clowney, who was drafted first overall in 2014. Edwards, who succeeded Clowney as ESPN RecruitingNation's No. 1 recruit, isn't following the same trajectory. Instead, Edwards' name draws varying opinions. There's talk of him sneaking into the second half of the first round or falling all the way to the end of the second day.

NFL front offices have to ask why it took so long for Edwards, who ballooned to 310 pounds at FSU, to turn himself into the player people expected -- and whether the change is permanent.

"In order for me to be great, I've got to take care of my body," Edwards said. "The 310, it's a closed chapter."

Edwards' reputation preceded him when he arrived at Florida State in 2012. He was described as a pass-rusher with first-step quickness who also possessed the power to play defensive tackle. The Seminoles had aspirations of competing for a national championship, and the decorated recruit was expected to contribute. Unprepared and overweight, though, he would have redshirted if not for an injury to a starter.

Part of the problem was he always ate until he felt full. It might take a bucket of hot wings or a burrito bowl with quadruple meat and three tacos to do that. That would be lunch, and he'd reorder it in the evening for dinner.

Teammates cracked fat jokes, but it didn't faze Edwards. Even at 300 pounds, he could still do standing back flips. The problem, he said, was he couldn't sustain his performance all four quarters. His weight caused him to wilt.

"I couldn't blame anybody but myself," he said.

The other problem was the hype and publicity, said Edwards' father, Mario Sr., who has coached his son the last six years -- the last three as Florida State's director of development.

"I think he had the big head, because all his life he's been more talented than most guys he faced. Like a lot of kids, he felt like he already arrived," Mario Sr. said. "Being humbled and not realizing I'm not the big dog on the block anymore, it was the wake-up call he needed."

"The seed needed to be watered and nourished, and it blossomed into something beautiful."

OAKLAND RAIDERS FEATURE CLIPS

As a sophomore, Edwards showed flashes of brilliance and dominated in the 2013 national championship. This past season, Edwards was voted a team captain. His numbers aren't staggering when compared to those of other linemen, but his role as a 3-4 defensive end differed play to play, a team-oriented role he learned to relish.

"I was an all-about-me player and not about the team," Edwards said, "and I had to learn it wasn't about me and support my teammates. I'm the guy that does my job that you don't have to worry about."

Still, NFL teams will worry. In pre-draft workouts, Edwards outperformed most other linemen and was one of the biggest risers to come from the combine. But central to the pre-draft process is convincing teams the weight will stay off. Edwards weighed 276 pounds at the Rose Bowl and 272 at pro day. He's at 279 now. That question is put to bed, he said.

Training with EXOS, a health and performance consulting company, Edwards worked with dietician and performance nutritionist Bob Calvin. Calvin said Edwards was motivated to change his eating habits, which consisted of about 80 percent of his calories coming from poor food choices.

Calvin heard all the right things from Edwards, but he still had to see whether Edwards was applying it. One of the ways Calvin gauges a player's level of sincerity is if they're eating vegetables at breakfast and eschewing sugary drinks for water. That's exactly what Edwards was doing on a daily basis, and he was ending nights with Caesar salads and sweet potatoes.

"He made upgrades in his habits and saw the rewards and benefits," Calvin said.

Weekdays at EXOS before the draft have also consisted of four workouts. Edwards was in the top linemen group, joined by potential first-round picks Dante Fowler Jr., Cam Erving and D.J. Humphries. Edwards said he wasn't the quintessential teammate early in his Florida State career, but EXOS performance specialist Stefan Underwood said he has been a valuable asset in group settings during training.

"He elevated the people around him," Underwood said. "He was there to work and brought a business mentality."

Because of his size, Edwards is being looked at as a 4-3 defensive end -- he said he'll play end in either scheme or even stand up as a linebacker -- which means he'll have to improve his pass rush. For the past month, Edwards has worked with three-time Pro Bowl left tackle Tra Thomas.

Edwards and Thomas worked on the rookie's stance and spin moves. The two watched film and Thomas offered insight into the tricks that annoy offenses most. There was no lack of motivation, Thomas said.

"He'll give a lot of O-linemen fits," Thomas said. "He's going to be a huge success."

On draft morning, Edwards might not have an answer for himself when he looks in the mirror, but he knows the person staring back is here to stay.

How does he know?

"I love what I see in the morning now."

G/C JON FELICIANO

ESPN.COM

Miami OL Feliciano has found his way home

By Andrea Adelson

October 13, 2014

He had no home. Scratch that. Technically, he had a home, but it was condemned. So he bounced around here and there, staying with his best friend or his girlfriend. On days he felt too proud to ask for another favor, he went back to the condemned house, with no water or power. He just needed a place to fall asleep.

All those nights he had nothing, Jon Feliciano thought about football. He thought about the University of Miami, the only place he ever wanted to go to college. Somehow, he thought, I have to get there. Football will get me there.

Never mind that Miami had never shown any interest in him, even though he went to high school in Davie, Florida, 40 minutes north of the campus. If Feliciano wanted to change his fate, he would have to do it himself.

So he and his high school football coach, Rashad West, arrived at Lockhart Stadium in Fort Lauderdale, Florida, for the 2008 Miami spring game with a plan.

A junior offensive lineman at the time, the 6-foot-4, 280-pound Feliciano put together a highlight tape to hand-deliver to the coach recruiting his area, Tommie Robinson. Feliciano and West initially wanted to sneak down to the field when the game ended, but there were too many people to make it far. Feliciano was crushed.

West, familiar with the stadium layout, knew where the Miami buses would be parked. He drove Feliciano to the back of the stadium, where they waited for the team to emerge. When Robinson came out, Feliciano gave him the tape.

"You pass the eyeball test," Robinson told him. "I'll watch your highlight tape, and we'll see how it goes."

The fact that Feliciano could run, let alone play football, should be regarded as a minor miracle. He was born breech and with a foot deformity that required braces, or "magic shoes," as his mother called them. For two years, he wore the braces. Doctors told Alicia Feliciano that her son would never play sports. She told the doctors they would be wrong. She spent hours pulling on his legs, willing them to work, massaging his feet until her hands hurt.

Her youngest son, Christopher, had even more health problems. He was born deaf and requiring a feeding tube and heart monitors. Her marriage deteriorated, and she got divorced when her three sons were still young. She wanted to move far away, so she left her family and home in New York with \$300 in her pocket and a car worth \$200 and headed to Florida.

She never had a steady job but made ends meet, always making sure her children were clean and fed. When she worked nights, Jon would take care of his little brother, cooking him dinner or helping with homework. His older brother was not always around, so it was up to Jon to be the man of the house.

OAKLAND RAIDERS FEATURE CLIPS

When Jon was in eighth grade, Alicia developed breast cancer. She kept her diagnosis a secret because she did not want her sons to worry. She went to treatments alone and would come home with a smile, tuck her kids into bed and then scream in pain through the night. When Jon asked what was wrong, she claimed she was watching a scary movie.

When she lost her hair, Jon asked why she wore a wig. She told him her hairdresser was at fault. But after a few months, Alicia finally broke down.

"She told me, 'I've had breast cancer the last few months, but I'm OK,'" Jon said. "I was like, 'Thanks, Mom. I would have liked to know that a few months ago. I could have helped you.' She just didn't want me to worry about her."

Jon wanted to quit school to take care of her. His mother was outraged.

"Never say that again," she told him.

Jon always loved football, but he could not afford to play in the local Optimist league. Even if he had the money, he had no way to get there. Instead, he grew up idolizing Ray Lewis and Sean Taylor and dreamed about playing tight end for the Canes.

The summer before his freshman year of high school, a friend asked him to go check out football practice. They rode their bikes over to the field. The coaches took one look at Jon and told him, "You're going to play football."

He began to excel on the field and on the basketball court -- his first love -- but at home his mother was struggling to pay the bills. Sometimes the water and electricity would be turned off. She had a generator for food and one light. They would sometimes sleep at a cousin's house or in their car.

Jon was too proud to tell his coaches what was happening at home; his mother was too proud to ask anybody for help. She wanted to provide for her children, but she no longer could when Jon was a junior and their house was condemned.

She took Jon to lunch and delivered the news.

"I was really upset about it, but I didn't want to let my mother or younger brother know how much it was bothering me," Jon said. "My mom was very upset, crying. She would always say, 'I don't want to be a bad mother,' and I'd tell her, 'Mom, you're not a bad mother. It's not your fault.' I didn't want to put more pressure on my mother with me being upset or letting her know I was upset. I tried to stay strong for my family."

She wanted him to move back to New York with her and Christopher. Jon thought it would be best if he stayed in Florida and kept playing football, hoping to get a scholarship. Alicia reluctantly agreed.

"Promise me you'll go to school and become somebody," she told him.

He promised.

When she left, Jon spent as much time at school as possible, arriving first thing in the morning and staying until the last person left.

OAKLAND RAIDERS FEATURE CLIPS

"I would just focus on school and playing football and playing basketball. Those things kept me away from everything. But there were times I didn't know what house I'd be able to stay at," he said. "It was challenging looking back at it, but I really just try to think about the positives. If I can get through this, I don't think there will be anything in my life harder to get through."

Jon freely admits he gets his pride from his mother. Pride kept him from giving West or his basketball coach, Steve Todd, any indication that something was wrong at home. He wanted to try to manage on his own.

"He never let on how bad it may have been," West said. "There are some things I'm finding out now that you had a clue about but you didn't know to what extreme."

Shortly after Feliciano delivered his highlight tape to Robinson, Miami called and invited him on an unofficial visit.

Feliciano and his mother, in town from New York at the time, went down to Coral Gables. Everything was how he envisioned, from the coaching staff to the facilities to the campus and community. They left, not knowing what to expect as they drove to a friend's house.

Then the phone rang. It was Miami offensive line coach Jeff Stoutland.

"Jon, we want to offer you a scholarship to the University of Miami," he said.

"OK," Feliciano said. "I'm going to commit right now."

"Are you sure?" Stoutland asked. "Do you want to talk to your mom about it?"

Feliciano turned to his mother.

"Mom," he said. "I'm committing to Miami."

She cried.

"Since he was 6 years old, all he ever said was, 'I want to go to that team, Mom!'" she recalled. "He doesn't even remember being in braces, but I always said to him, 'You're going to do it, Jon!' And he did it."

Shortly after, Alicia moved back to Florida with her parents, who bought a house for them to live in. A year later, Jon arrived at Miami, but he started doubting whether he belonged. The plan was to redshirt, so he played on the scout team every day, facing stronger guys like Sean Spence, Colin McCarthy and Marcus Forston -- all in the NFL now.

Then Randy Shannon and his staff were fired. Al Golden came in with a new offensive line coach. Feliciano had no idea what to expect. After the first spring, he went in for his exit interview with Golden.

"Jon, you have four more years. Do you know how good a player you're going to be?" Golden said.

Feliciano looked at him and thought, "Do you see what I see?"

OAKLAND RAIDERS FEATURE CLIPS

Golden saw much more. "He's tough, he's durable, and he's versatile, and that's a great combination to have," Golden said. "You could see early on that he was a very humble kid from a humble background, lunch-pail ethic, and [he was] grateful for the opportunity to be here."

Feliciano worked harder than he ever had that summer and used Christopher as inspiration. He had no reason to be down, not when he was playing the game his brother never could.

When fall camp opened, Feliciano competed for a starting job. He made his first career start at left guard, as a redshirt freshman, against Ohio State in 2011.

Feliciano has started 38 games since then while facing even more difficulty at home. Alicia was diagnosed with cancer again several years ago and had her uterus removed. She asked the coaches not to tell Jon, but they thought he already knew.

Jon wanted to go back home to help her, but Alicia refused, adamant that he finish college.

"I've been through a lot," she told him. "What I deserve is for you to stay in school."

In May, Feliciano became the first person in his family to graduate from college. His father, who has maintained a presence in Jon's life, flew down from New York for the ceremony, attending with his brothers, grandparents and, of course, Alicia, grateful to be alive to see Jon walk across the stage.

"Of all the kids who had a reason to go the other way, he is one of them," said West, his high school football coach. "But he didn't. We always say it's a great story. It could be made into a movie."

Jon and Alicia struggle to reveal all the details of their past, but it has shaped them both.

"It just taught me to be strong," Jon says. "No matter what you're going through, you'll get through it if you keep a positive attitude and work hard. Everything will be all right."

Turns out everything is more than all right. Feliciano has a football career, a college degree and a future. He has his family.

He has a home.

DE KHALIL MACK

ESPN.COM

Khalil Mack is busy paving a path to stardom

By Jeffri Chadiha

June 5, 2015

Khalil Mack's eyes narrowed as he crouched into a two-point stance in early September. Standing across from the Oakland Raiders outside linebacker was Houston Texans Pro Bowl left tackle Duane Brown, a 6-foot-4, 320-pound mammoth of a blocker eager to test a first-year player in a game that was quickly turning into a Houston blowout. But as soon as Brown fired across the line of scrimmage after the snap, the 6-3, 252-pound Mack deftly slid away from the oncoming lineman, then easily tackled Texans running back Alfred Blue for no gain.

A few plays later, Mack was even more determined, as he noticed Texans backup tight end Ryan Griffin lining up across from him. I played against this guy in college, Mack thought to himself. If he's out here, I know I can play this game at a high level. Mack easily tossed Griffin aside on a couple more runs to remind the former UConn star that little had changed now that they were competing on football's biggest stage.

In fact, the longer Mack played in that 30-14 Week 2 loss, the more he felt as though he was making a statement with every play. The Raiders may not have been winning, but the rookie was telling the world something about a player who had been selected fifth overall in the 2014 draft. "I learned early on that it's hard to win games in this league," Mack said. "You have to pay attention to detail. You have to always have the right technique. And you really do have to play every down like it's your last."

The lessons Mack learned during his rookie season undoubtedly will come in handy this fall. There are still many questions surrounding a Raiders team that hasn't enjoyed a winning campaign since 2002 -- including the mysterious hand injury that has hampered second-year quarterback Derek Carr throughout organized team activities -- but one spot the franchise shouldn't worry about is strongside outside linebacker. At 24 years old, Mack already has flashed so much potential that Raiders safety Charles Woodson told the San Jose Mercury News last season the "dude is going to be special."

In his first season, Mack finished with 75 tackles, four sacks and a forced fumble, numbers that helped him finish third in voting for the league's defensive rookie of the year award (behind St. Louis' Aaron Donald and Baltimore's C.J. Mosley). This year the Raiders have much bigger expectations for Mack, especially with new head coach Jack Del Rio starting his first season and defensive coordinator Ken Norton installing new schemes. Del Rio wouldn't give many specifics on how Mack's role would change but he did make it apparent that Mack won't spend nearly as much time in pass coverage as he did in 2014. This time around, Mack will be chasing quarterbacks as much as possible, which is something he did quite well when given the chance, even if the sack totals don't look significant. Mack had 40 QB hurries last season to go with his exceptional run defending.

Since Del Rio coached Pro Bowl outside linebacker Von Miller as the Denver Broncos defensive coordinator from 2012-14, he'd like to see Mack have a similar impact on opposing passing attacks. "I think Khalil is way more physical than Von," Del Rio said. "Von got up to somewhere around 250 pounds when I had him but he's naturally closer to 240. Khalil can be up around 260 or 265 and they both play that strongside linebacker position and sub-pass-rusher role. Since most teams use their sub packages for two-thirds of the game, there will be some opportunities there. They're different but they're both special."

OAKLAND RAIDERS FEATURE CLIPS

"I definitely want to get after the quarterback more this year," Mack said. "I got some hits [in 2014], but people didn't really see what I can do. Those sack numbers I had really weren't me. At the end of the day, you want people to see you at your best."

That explains why Mack didn't spend his offseason in trendy hot spots such as South Florida or Scottsdale, Arizona, the typical areas where many young NFL players prefer to train. Despite being a Florida native -- Mack grew up in Fort Pierce -- he returned to the University of Buffalo to work out with trainer John Opfer. When Mack wasn't running steep hills or lifting weights with his former college teammates, he was focusing on areas that could fine-tune his physique for a strong second year. Some of the most vital elements of Mack's conditioning program involved strengthening his hands (so he can shed blockers far more easily) and building his core muscles (to increase his overall explosiveness).

Why train in upstate New York? "It's very easy to focus in Buffalo," Mack said. The decision speaks volumes about his approach to his career in general. Mack's road to the NFL was filled with several setbacks and plenty of people who questioned if he'd ever be a difference-maker in college. The last thing he wants to do now is forget the same ideals that brought him this far in the first place.

As Mack recently leaned against a wall outside the team's training facility following an organized training activity session, it wasn't hard to see the appreciation he has for his current standing. He laughed when thinking about this time of year last season, when he walked into the locker room for his first minicamp and bumped into defensive end Justin Tuck, a veteran of 11 NFL seasons. Tuck told Mack that he was impressed with his game, then offered a bit of invaluable advice. "Whatever you do this year, just shut up and listen," Tuck said. "You're a great player but you don't have any idea of what you're doing yet."

That suggestion helped Mack understand that his road to success in pro football would come down to how well he did the little things -- such as studying film and refining his techniques -- instead of overwhelming opponents with jaw-dropping athleticism. It was a lesson quite similar to the one he learned while growing up in a deeply religious, two-parent household, with a father who worked as both a program specialist and a deacon. Sandy Mack Sr. had long ago counseled his son to spend more time listening to his elders than speaking his mind. In his father's eyes, that was the best approach for young Khalil to find his way through the hurdles that eventually would challenge him.

That combination of humility and faith helped Mack when a torn patella tendon ended his hopes of earning a basketball scholarship when he was only a sophomore at Fort Pierce Westwood high. It also meant plenty when he was a lightly regarded football recruit who wound up at Buffalo only because the coach who was previously recruiting him to Liberty University decided to take a job at that program. Of course, there's also the story of why Mack wore number 46 in college. He donned it because the video game "EA Sports College Football 10" had given him a rating of 46 (an extremely low mark) before he started his redshirt freshman season in 2010.

Mack ultimately became an All-American by his senior year and left Buffalo as the NCAA's career leader in forced fumbles and tied for career tackles for loss. "I don't know if Khalil really understood all his talents when he was in high school," said Opfer, who also has become a mentor to Mack. "He didn't go to the big [exposure] camps in the summer and he didn't play competitively until his junior and senior years. So to have that little experience and end up blowing up college football says a lot. When he started to believe he could be great, that's when he took off."

Still, all that success in college had some repercussions once Mack arrived in Oakland. When his first NFL season began, he found himself pressing to make the same splash plays that had defined him in college. "I knew the only way to make a strong impression was to make the big plays," Mack said. "But I wasn't making

OAKLAND RAIDERS FEATURE CLIPS

the same plays I was making in college when I first got here. Eventually I had to understand that this is a group effort. We all have to be involved in order to make the plays we need to make."

Just as difficult for Mack was grinding through a season during which the Raiders won only three games. He leaned on the wisdom of veterans like Tuck and Woodson but Opfer also saw a player who learned how to play the longer the season went on. "Khalil is a smart guy but he got away with being a read-and-react player in college," Opfer said. "He had so much God-given ability that he could miss a read and still react fast enough to make a play. But as last season went on, you saw his football IQ grow. He became a lot more proficient at putting himself in the best possible positions to make plays."

Mack drew plenty of praise in the process. Seattle Seahawks coach Pete Carroll told reporters last season that Mack "jumped off the film" when his staff studied the Raiders. Former Cleveland Browns quarterback Brian Hoyer, now with Houston, said Mack was one of the best players that team faced in 2014 and added that "he gained the respect of everybody on our team." Del Rio said the Broncos had similar impressions. "Our offensive guys always wanted to know where he was," Del Rio. "That tells you a lot about what he can do."

Now the Raiders need to see even more growth as Mack heads into this coming season. The popular belief in the NFL is that players show the greatest improvement between their first and second years in the league, which means Mack should be poised for a huge leap in productivity. That goal weighed heavily on his mind whenever he strapped on a weighted vest in Buffalo this offseason and trudged toward a steep hill near the facility where he trained. Joined there by former Buffalo players such as San Diego Chargers running back Branden Oliver, Mack charged up that incline at least three times a week, all with the hopes of chiseling his thick legs and testing his willpower.

Mack had followed a similar routine in college, when he helped the Bulls grow from a program that won two games during his freshman season to one that finished second in the MAC during his senior year. A similar challenge now awaits him in Oakland. The Raiders know they still have plenty of changes to make in order to become a playoff contender. But if Mack can become the foundation of a young defense, that task will prove to be much easier.

"I can definitely say we will be relentless on defense this year," Mack said. "We're going to be dominant and physical and we're going to fly to the football. That's what this game comes down -- playing with that kind of effort. And we want to be the kind of defense that takes the ball away and gives it back to our offense as much as we possibly can."

THE ASSOCIATED PRESS

Raiders LB Mack looks to build on big rookie season

By Josh Dubow

August 5, 2015

NAPA, Calif. (AP) — Despite being a top five draft pick, a heralded rookie and a selection on the NFL's top 100 players list, Oakland Raiders linebacker Khalil Mack is far from satisfied heading into his second pro season.

That attitude is fueled by the rejection he faced coming out of high school when he got only one scholarship offer to Buffalo rather than the opportunity to play at a higher-profile school.

OAKLAND RAIDERS FEATURE CLIPS

It helped Mack pass all those five-star recruits to become the second defensive player drafted in 2014 and become one of the top outside linebackers — not just rookies — in the league last season.

"I had a lot of space between Buffalo and those elite conferences, so I had to do a lot of work in order to get to that level, in my mind," he said. "I'm still the same way. I feel like it's a lot of people on this level that are still great, but there's still a gap, so I'm trying to close it every day."

That work ethic has been evident all offseason as Mack has impressed a new coaching staff that had seen him from the other side of the field and on film but not up close.

So far, only one thing has been missing for Mack, and the Raiders believe that will change this season. Mack had just four sacks as he was unable to turn all that pressure into big plays.

"Everybody is saying how good he is and he got four sacks," new defensive coordinator Ken Norton Jr. said. "I thought to myself, 'How many great players have four sacks?' You have to get in double digits. So he has a lot of growth to make. If they're thinking he's this good and he's done so little, imagine when he actually does what he's supposed to do."

In order to get to the quarterback more often, Mack added some extra pounds of muscle to allow him to use power as well as speed to beat NFL tackles.

Mack also could get more time as a defensive end this season under the new coaching staff after having a close to even split last season as a stand-up linebacker and a rush end with his hand on the ground.

"He's pretty doggone good getting after the quarterback," general manager Reggie McKenzie said. "He's just really good going forward and it's an opportunity really to do a lot of things with him. They're going to use Khalil all kinds of ways and that's the way it should be. He's a dominant defensive player, so let him do what he does best and move him around."

Mack hopes the added strength will help him deal with the longer NFL season and deliver the sacks that he was close to getting a year ago.

"It was a little frustrating," he said. "Even then, I had talks with Justin Tuck. He let me know everybody gets lucky. It's not all just because of technique and being fundamentally sound. Everybody gets lucky and you have to know how teams are scheming against you."

While many outside linebackers make their names by sacking the quarterback, Mack has been at his best against the run where he fights off blocks to make plays in the backfield every week. Mack was second in the NFL to Houston's J.J. Watt with 11 1/2 tackles at or behind the line against the run, according to STATS.

Mack is no slouch rushing the passer despite seeing more than his share of double-teams. In addition to his four sacks, he was tied for sixth among all linebackers with 51 quarterback pressures. Mack ranked third in quarterback pressures among linebackers over the last 11 weeks.

"Khalil is special," Norton said. "There are a lot of players that might be similar. But he's in a class of his own. Bruce Irvin in Seattle was similar. But, at the same time, Khalil is built. He's athletic. He's smart. And he's relentless. ... He's amazing."

Mack has earned comparisons with many of the top pass rushers in the league with former coach Dennis Allen likening him to Von Miller as soon as he was drafted.

OAKLAND RAIDERS FEATURE CLIPS

Quarterback Derek Carr said Mack was similar to Kansas City's Justin Houston and Tamba Hali and Denver's DeMarcus Ware as well.

"I'm trying to go out there and be the best player I can be," Mack said. "My name is Khalil. I want to be the best Khalil. Whatever he says about me, I appreciate it but I still have a long way to go."

RB LATAVIUS MURRAY

SAN FRANCISCO CHRONICLE

Latavius Murray looks ready to become Raiders' top back

By Vic Tafur

August 5, 2015

One look at Raiders running back Latavius Murray, and it's hard not to think of Adrian Peterson and DeMarco Murray. Yes, those are two of the best running backs in the NFL, and Latavius Murray has only 82 career carries.

But just look at him. How many running backs are 6-foot-3, with a chiseled 230 pounds and speed to burn?

"Size and speed," said Murray, who was asked to switch to linebacker by his coaches at Central Florida. "Not many guys with that combination. I do watch those two guys, but I know I have to stick to my game."

And — not putting the cart before the bell cow — he has to win a starting job.

Murray, who missed his rookie season in 2013 with a foot injury, had some highlight-reel runs last season and started the last three games. But new head coach Jack Del Rio still brought in Trent Richardson to compete with Murray for the starting job.

Well, Richardson has missed the first week of training camp with an injury, and Murray isn't looking back. He is getting all of the first-team reps and has looked powerful, especially in a scrimmage late in Wednesday afternoon's practice in Napa.

"My mentality is to stay where I am at and be that guy," Murray said. "It's big being able to get a series of carries together and getting comfortable back there. Get used to the scheme and the guys I am in there with."

Murray wasn't able to prove that he was a starter to the head coaches last year, Dennis Allen and interim man Tony Sparano. It took 10 losses of Darren McFadden and Maurice Jones-Drew running into tacklers before Sparano finally threw his hands up and gave Murray a shot.

General manager Reggie McKenzie was asked what took so long, what was holding back Murray.

"I think he's holding himself back," McKenzie said. "Being able to practice all the time, not having nitpicking injuries. Last season, leading up to it, he was nicked up. So, if he could stay healthy, nothing is holding him back."

This year the 2013 sixth-round pick is coming off the first offseason in which he was 100 percent healthy, and he was even a little faster, he says, coming into camp.

Is Murray ready to be a 1,000-yard, No. 1 running back in the NFL?

"No question," McKenzie said. "He can do it all."

OAKLAND RAIDERS FEATURE CLIPS

Murray had the foot injury his rookie year and an ankle injury and concussion last year. He still finished with 75 carries for 413 yards (5.5 average) and two touchdowns, one a 90-yarder against Kansas City, in the final seven games.

“I had a great offseason, and I want that to carry over,” he said.

It started with renting a house in Newport Beach (Orange County) and working out with former Central Florida teammate and current Jacksonville quarterback Blake Bortles. From there, he went back home to New York and did whatever friend and trainer Vinny Scollo told him. Murray hit the weights, ran hills with a flak jacket and played dodge ball — with large, four-square balls being flung at him.

“The biggest improvement has been in his explosiveness and his conditioning,” Scollo told Syracuse.com. “Last year, we really had to taper the workouts and work around his injury. This year, his conditioning, his wind, is 100 percent there.”

Raiders offensive line coach Mike Tice had heard Murray was a hard worker. Tice, back in the day, played for longtime coach George O’Leary, who coached Murray at Central Florida.

“We talk about it a lot, like ‘That’s something O’Leary would do or say,’” Murray said. “It’s pretty cool. The O’Leary mentality is tough, physical. We still talk, and he knows I am in good hands with Coach Tice, and I know that as well.”

O’Leary said Murray had to learn to run between the tackles in college instead of trying to bounce everything outside. Instead of reading the defensive linemen, Murray learned to read the linebackers.

“George (said) he is a hard worker and a tough kid,” Tice said. “So I know Latavius was raised the right way, and I know he got yelled at a lot.”

Tice likes Murray’s jump-cut move and how he can change direction. But the main thing, again, is the combination of speed and power.

“For a big guy, Latavius has extremely good quickness,” Tice said. “And when he gets behind his pads, he is hard to tackle. Smaller linebackers might be in serious trouble.”

T DONALD PENN

DAILY BREEZE

St. Bernard High product Donald Penn of Raiders is sort of a big deal

By Dave Thorpe

August 10, 2015

On the small campus of St. Bernard High, the hulking Donald Penn, who transferred from Manual Arts, was easy to spot.

St. Bernard football coach Greg Dixon saw him coming a mile away.

"He was one of the bigger guys on campus, if not the biggest," Dixon said. "I had to try."

Penn was a basketball player, not a football player, so Dixon had work to do.

"He was a basketball guy, and he was good," Dixon said. "I had to convince him to come out to football."

The 6-foot-4, 340-pound Penn, who is embarking upon his ninth year in the National Football League and second with the Oakland Raiders, didn't start playing football at St. Bernard until his junior year.

"I grew up playing basketball, but everybody kept telling me I'm a big guy, I should play football," Penn said. "Coach Greg Dixon asked me to tryout, and things picked up fast."

Basketball was Penn's first love, but it soon became clear football was his future.

"I had basketball dreams, but letters were coming in from colleges for football, not basketball," Penn said.

Penn was a junior on St. Bernard's 1999-2000 basketball team that reached the CIF Southern Section Division 4-AA final and the CIF Division 4 State championship game.

Serra High boys assistant basketball coach Bernard McCrumby was a senior on that team with Penn.

"It's one of my fondest memories, just playing with him," McCrumby said. "He was a light-hearted dude who kept everyone laughing."

Everyone except opposing post players.

"He was the big clog in the middle, he took up a lot of space inside," McCrumby said. "He had soft hands. Even though he was a big boy, he had the most nimble feet of anyone his size I ever played with, just excellent footwork."

Penn's nimble feet helped him adjust to being a lineman.

"For a big guy he is so athletic, great footwork, strong and big," Dixon said.

Penn's personality helped him become a favorite at St. Bernard.

OAKLAND RAIDERS FEATURE CLIPS

“Donald was a team leader, one of the more popular guys on campus, all the kids loved him,” Dixon said.

Penn was only lightly recruited out of high school.

“Being at a small school like St. Bernard, he flew under the radar,” McCrumby said. “In this day in age of social media, he would have been a big-time lineman getting tons of offers.”

There were a few Pac-10 schools interested in Penn, but nothing worked out.

“The Oregon schools were interested, but they were hesitant, I’m not quite sure why,” Dixon said. “It was unfortunate, we felt he could play at that level by his senior year.”

Penn actually committed to Arizona at one point, but at the end of the college season, Arizona coach Dick Tomey was replaced by John Mackoric, and the offer went to someone else.

“The new coach wanted to go in a different direction,” Penn said.

Penn said Oregon presented a gray-shirt situation, but that his family could not get a loan to pay for the first semester.

“I still had a couple of offers hanging around,” Penn said.

Penn ended up signing with Utah State, where he redshirted his first year before becoming a four-year standout starter. Despite his success at Utah State, he went undrafted in 2006 before signing with the Minnesota Vikings as a free agent. The Vikings released Penn, then he signed with Tampa Bay. Penn started the last 12 games of the season for the Buccaneers in 2007, and hasn’t missed a start since. He’s started 124 consecutive NFL games, showing amazing durability.

Penn credits Hall of Fame linebacker Derrick Brooks with helping him gain traction in the NFL.

“He really took me under his wing, he saw a lot of potential in me that I didn’t really even see in myself,” Penn said. “I started shutting guys down and stirring things up.”

After eight years with Tampa Bay, including one Pro Bowl year, Penn was released and the Raiders picked him up before last season.

“It hurt when Tampa Bay released me, but I look at it like everything happens for a reason,” Penn said.

It helped that Penn grew up rooting for the Raiders.

“It brought me closer to home, and I’m ecstatic to play for the team I grew up cheering for,” Penn said.

“Playing for the Raiders is like a dream come true, and hopefully I can help turn things around here, the goal is to win a Super Bowl and retire a Raider.”

And what if the Raiders end up coming to Los Angeles after this season with Penn as the starting left tackle?

“Deep down in my heart, how would I not want to play at home?” Penn said. “Of course it would be amazing. But we have some of the best fans in the country, Raider Nation is everywhere, I love playing here in Oakland, but I’m happy wherever we play.”

OAKLAND RAIDERS FEATURE CLIPS

Penn immediately helped shore up Oakland's offensive line, locking down the left tackle position and allowing rookie quarterback Derek Carr to blossom.

Now he's a veteran leader on the left side of Oakland's offensive line, mentoring younger players like Gabe Jackson and Matt McCants.

"It's crazy, when I was younger I'd joke around about how old the other guys were, it seems like just yesterday I was that young," Penn said. "It's kind of funny, but I embrace it, I make sure I do everything right, take notes heavily, come early, stay late, work hard, the younger guys see that and follow your lead."

The likability factor with Penn makes him easy to follow; it's on display every June at St. Bernard High when Penn and his foundation, which is designed to help low-income youth, host a free football camp.

"I hung out with him a couple of years ago, he's down to earth, very humble, approachable, qualities a lot of guys don't have that have his stature," McCrumby said.

WR SETH ROBERTS

TALLAHASSEE DEMOCRAT

Maclay alum Seth Roberts goes reaches NFL with Oakland Raiders

By Brian Miller

September 11, 2015

When Seth Roberts got the highly anticipated yet nerve-wracking phone call he was standing in his bathroom.

The words from the Oakland Raiders' director of player personnel took him to his knees, where he offered up a prayer of thankfulness.

Roberts, a class of 2010 Maclay School alum, had made the Raiders' 53-man roster. He was an NFL player despite a non-traditional route and dreams that centered on another sport entirely.

"I just thanked the Lord, because without him I couldn't have made it," said Roberts via phone exclusively to the Tallahassee Democrat. "It was a struggle out here in California, but I told myself there'd be better days to come.

"That's where I'm at right now, but I'm still not satisfied. I have more work to do."

Not there yet

Roberts was watching the 2014 NFL Draft when his father joined him after work. Round by round teams passed him by.

Scouts from the Seattle Seahawks and Green Bay Packers were most interested in him following pro days and visits to each team's headquarters. But their draft slots slipped by in the final rounds and Roberts went undrafted.

Immediately after the Raiders called.

"His phone was ringing off the hook and the Raiders' scout was trying to tie the line up so he wouldn't get any more calls," Ronnie Roberts said. "Finally, he hangs up, Seattle calls, Green Bay calls, and Seattle wants him to start on practice squad. But Seth wanted to compete to be on a roster."

Roberts asked his father what to do, and Oakland, which hadn't drafted any receivers, became his choice.

He ultimately wound up on Oakland's practice squad, where he came to work every day preparing for the next opportunity.

He knew he'd come a long way since picking up football later than most. He was bigger, faster and stronger.

It hit Roberts how much had changed when former Florida State wide receiver Kenny Shaw also wound up on the Raiders' practice squad with him.

Shaw was one of the top wide receivers in the nation out of high school in 2010, starring for the Seminoles for four years.

OAKLAND RAIDERS FEATURE CLIPS

"I used to sit at home at the desktop and look at Rivals, all these kids with five stars, four stars, and I didn't have any stars," Roberts said. "I saw Kenny on practice squad and thought, 'Wow, he played at Florida State and they bypassed me.' I felt like I was so much farther along, faster and stronger and had separated myself on the practice squad.

"It's crazy, but it was all about my work ethic. It's not going to happen overnight."

Shaw is now in the Canadian Football League with the Toronto Argonauts.

This preseason, Roberts led the AFC in receiving and turned in a seven-catch, 110-yard game with a touchdown against the Seahawks to earn a spot on the coveted 53-man roster and become an NFL player.

"I learn something new every day, every year," Roberts said. "I try to get better. I tell the reporters out here when they ask me the difference between practice squad last year and this year that I understand the scheme of what's going on. I watch everything. I always have my ears open. I don't think I know everything."

Starting at the bottom

Roberts was born in Moultrie, Georgia, but his family moved to Tallahassee when he was 1. As he grew up, he caught passes from his dad in the front yard at their house.

It's been over 15 years since those beginning days with football, and along the way Roberts thought he'd become a basketball player.

He played his freshman and sophomore years of high school at North Florida Christian, and was nearly talked into staying to play football by former Florida State quarterback and NFC alum Casey Weldon, who had become head coach for the Eagles.

Wanting to prepare him for college, however, Ronnie and Jill Roberts enrolled their son a few miles north at college preparatory Maclay.

He could play basketball there, which he did and quite well as the Marauders' point guard, for the next two years.

But Roberts also joined Maclay's newly-created football team, which needed bodies.

He became a wide receiver and soon used his natural athleticism and silky-smooth running to turn everything he touched into gold.

"I didn't really love it at first," Roberts said. "My high school coaches just told me I had a better chance of getting a scholarship through football than basketball because there were more guys on the field than on the court.

"I took that to heart going into offseason before senior year. I tried to get stronger and faster. It didn't happen overnight. I just stayed at it."

The next level

Roberts parlayed a 1,500-plus offensive senior year into a scholarship with Pearl River Community College in Poplarville, Mississippi.

OAKLAND RAIDERS FEATURE CLIPS

In signing, he became the first Maclay player to sign a college scholarship in only the program's third year of existence.

"Maclay really drilled it in me that you can be anything you want to be in life," Roberts said. "It was probably the best years of school in my life, because I was well-known and the teachers loved me. I'd love for my jersey to go up there."

As a college freshman for the Wildcats, Roberts posted a team-leading 49 receptions for 733 yards. He scored six touchdowns, then as a sophomore became a preseason All-American.

He validated the accolade by nearly doubling his previous year's numbers with 105 catches for 1,290 yards and 12 touchdowns.

"It's easy to see it now, but he looked like a football player when I first saw him," said former FSU Hall of Fame wide receiver Kez McCorvey, who was Roberts' head coach his senior year. "He was 6-2, had great ball skills, all the things you want in a receiver. I just didn't know if he wanted to love football. In college, I think he fell in love with football."

Roberts was getting interest from Division I schools, but ultimately never received an offer.

"The D-1 schools were always saying I was too small," Roberts said. "I needed to gain weight, eat more."

He signed with Division II West Alabama, and in his senior season caught 40 balls for 857 yards and 12 touchdowns to be named to the All-Gulf South Conference second team.

"My father had a big role in my success, because he kept me training in the offseason," Roberts said. "When no one was watching, I was working out."

Playing on Sundays

Roberts is far from finished with the sport. His biggest stage catching passes on the greenest of grasses begins in four days.

He's surrounded now by veterans such as Michael Crabtree or 2015 No. 4 pick Amari Cooper that are teaching him even more about his craft.

Roberts plays his first regular-season NFL game on Sunday against the Cincinnati Bengals at 4:25 eastern time.

"I'm just going to stay humble," Roberts said. "I can't get too hyped because we have work to do."

Ronnie Roberts never missed a game when his son was in college. He's making the trek to the west coast to watch that little boy he once threw passes to run out of the tunnel and catch passes for a living.

"It will be very emotional, because we've been through a lot as a family," Ronnie Roberts said. "That's the only son and only kid I have. It will be a dream come true."

TE CLIVE WALFORD

MIAMI HERALD

For UM tight end Clive Walford, football is now a family matter

By Susan Miller Degnan

September 18, 2013

Clive Walford has a sleek new haircut, precious new son and proud new attitude.

Now all the Miami tight end needs is some old-school Hurricanes production.

“My overall favorite tight end is Kellen Winslow,” Walford said of the former Cane, recalling Winslow’s famous “It’s about this U!” rant after Miami’s 2003 loss to Tennessee. “I always looked up to him when I was younger.”

Walford, UM’s third-leading receiver as a sophomore last season with 451 yards and four touchdowns on 25 catches, said baby Clive III — born Aug. 2 — has afforded him a fresh perspective and burning desire to do right by his namesake.

His closely cropped haircut, which he gave himself after 6 1/2 years of growing dreadlocks, has added to Walford’s new, more serious image. He said he and his late cousin grew dreads together. The two made a pact that when the cousin’s hair “caught up” to Walford’s length, Walford would get shorn.

Tragically, his cousin died in a car accident Walford’s freshman year.

“I felt like this was probably the time he would have caught me,” noted Walford, 21, who said he decided on the haircut in August but needed more time to muster the courage.

“It took almost an hour to cut my first dread — my fiancée cut that one. Then it took not even six minutes to cut the rest. Once I snipped my first one, I was snipping away.”

He pulled out a purple brush and began to repeatedly run it over his hair.

“With dreads it was kind of tough, having to tie them up all the time and at night sleeping. Now I feel free. I feel the breeze. My scalp can actually feel the air. I sleep more comfortably at home.”

And straight home to little Clive (8 pounds, 3 ounces and 22 inches at birth) and his fiancée Aneliz — a UM senior who took the semester off to care for the baby — is where Walford goes after each day of classes, football and meetings.

“I can’t even put in words what it’s like being a father,” said Walford, who has five catches for 58 yards and a touchdown in two games.

“It’s special. You see things differently. Things that used to be fun — all the partying and stuff like that — aren’t as fun. I owe it to my son.”

A powerful, 6-4, 260-pounder after putting on 15 pounds of muscle in the offseason, Walford plans to graduate in December with a degree in sports administration. The fourth-year junior was a standout basketball player at Belle Glade Glades Central, and didn’t play football until his senior year of high school.

OAKLAND RAIDERS FEATURE CLIPS

He misses “being the guy” in basketball, but is intent on putting all his focus on football.

He is fast (4.6 seconds in the 40-yard dash), has a knack for big plays and said he loves blocking. In his final four games of 2012, he tallied 303 yards and three touchdowns on 11 catches. Against Duke in the season finale, he had four catches for 99 yards and a score. Just 1 more yard would have made him the first UM tight end since 2003 with two consecutive games of at least 100 receiving yards.

The last one to do that? Kellen Winslow II.

Coach Al Golden said he wants Walford to get the ball more, especially on third down, an area in which UM sorely lacks. “He’s been one of the guys we’ve been pushing to get his timing down, run everything full speed so Stephen [Morris] knows exactly where he is.”

UM offensive coordinator James Coley described Walford as “a big guy who’s fast. If you’re fast, you’ve got to learn how to get open. ... Can he get open on that safety? Can he change up his speed and burst and get out of his break? He’s been working really hard at it.”

Walford believes he’s ready to take that next step.

“I still have a long way to go, but I’m more focused than I’ve ever been,” he said. “I have a major responsibility to my family and myself.

“This is my time.”

MILWAUKEE JOURNAL SENTINEL

Prospect Watch: Miami (Fla.) TE Clive Walford Driven by Late Cousin

By Tyler Dunne

April 10, 2015

Green Bay — Injuries are bound to happen. Hardship. Pain to some degree. Clive Walford battled through a knee injury at the Senior Bowl and knows more dings are inevitable.

And whenever he does sprain an ankle — whatever the ailment — he’ll think about his cousin.

“If I’m hurt or have a small injury,” Walford said, pausing, “his life is gone. So there isn’t any injury worse than having your life taken away from you.”

Alonzo Jones was a virtual big brother to Walford. Blood. The one he looked up to as a kid.

And in 2010, Jones lost his life in a tragic car accident. As Walford re-tells it, Jones crashed into a canal, was knocked unconscious and drowned. A freshman at Miami (Fla.) at the time, Walford has thought about his cousin “every day” since. Heading into the NFL draft as one of the top tight end prospects, he’ll keep thinking about him, too.

“I was very close to him,” Walford said. “He was like my oldest brother, even though he actually wasn’t my brother. I saw him that way.”

OAKLAND RAIDERS FEATURE CLIPS

The Packers' tight end duo of Andrew Quarless and Richard Rodgers did yeoman's work in 2014, combining for 58 catches, 627 yards and seven touchdowns.

If the team does decide to gamble at tight end early in the draft, the choice may be between Minnesota's athletic, highlight-waiting-to-happen Maxx Williams and the 6-foot-4, 251-pound Walford, who brands himself as a complete tight end. Last season, Walford had 44 receptions, 676 yards and seven touchdowns — and he was asked to block plenty.

Walford didn't back down from his NFL scouting combine statement that he is the best tight end in this year's draft.

"Because I'm a dual-threat tight end," he said. "I don't only catch the ball. I get down and dirty and I block. I do everything that a tight end is expected to do. ... It's very rare. A lot of guys don't take pride in their blocking or don't take pride in catching the ball. I take pride in both of them, so that's what helps me excel at both positions."

And experiences — often the tragic ones — shape us all.

Walford's most traumatic, the one that stuck with him his entire collegiate career struck when he was leaving a class that freshman year. His younger cousin called him with the news.

Alonzo was dead.

"Your heart drops," he said. "You don't know how to deal with that situation. You've got to let God handle it. Just pray about it. Memories pop in your head. The good times you had. And you just cherish those moments."

Like all the times the two played video games together. Like the time Jones bought his first car and let Walford drive even though he didn't have a license. Any down time was spent together at Jones' house.

And now, any time he plays a video game or sees a picture on his cell phone, Walford thinks of Jones. He says his cousin was "a laidback guy," who was "well-respected" by a lot of people. "A person you want to be around."

Losing this presence in life, abruptly, shaped Walford into who he is today.

"It helped me become the man I am," he said. "You realize that some things aren't going to be there forever. It made me step my game up a little more and realize what I was supposed to do. I actually think about him every day. There hasn't been a day that goes by that I don't think about him."

No wonder Walford says he'll play in his cousin's honor at the next level.

"He's up there smiling down, watching me progress," he said. "I know if he could be here and actually enjoy these moments with me, I could see the smile on his face. That just motivates me to continue to go."

"You can't measure someone's heart. I feel that I play with my heart every time I'm out there."

Walford won't get into comparisons with Williams, the one hurdling defenders and making 1-handed catches.

Turn on the tape, he says. That'll answer any questions.

OAKLAND RAIDERS FEATURE CLIPS

“Put in the film and you tell me who you like the best,” he said. “If you feel like he’s better, you have to take him.”

Walford does try to study New England’s Rob Gronkowski when possible. Not surprisingly, he admires Gronkowski’s raw heart-on-sleeve playing style above all.

He did meet with the Packers at the combine and sees a fit here, too.

“Of course,” he said. “They have a great quarterback. Aaron Rodgers is very versatile and can get the ball to anybody. With my ability, if you combine it with his ability, you’ve got greatness. So I feel like I’d fit right in.”

Wherever he goes, he has an idea what his cousin would be thinking.

Over the phone, Walford chuckles.

“Oh man, honestly I can’t even tell you,” he said. “I can just see the smile on his face.”

DT DAN WILLIAMS

THE PLAYERS' TRIBUNE

My Biggest Fan

By Dan Williams

September 15, 2015

We were in the hotel in New York City the morning of the 2010 NFL Draft, and my phone started ringing. I was projected to be a first-round pick, but with other defensive tackles like N'damukong Suh and Gerald McCoy projected to go in the top five, I knew I probably wasn't going at the very top. But I was still getting calls.

That's the truth about the NFL draft: Unless you're at the very top — and sometimes not even then — you really have no idea who'll draft you. I was rumored to be going to Miami. Buffalo had already called the morning of the draft. And now, a third team was on the line.

"Who's that?" my dad asked. I covered my cell phone mouthpiece and whispered exactly what he wanted to hear.

"The Raiders."

I knew he'd love that. My dad had been a Raiders fanatic his whole life. He grew up in Tennessee when there was no NFL team there, but he watched the Raiders back in the 70s and just loved the way they played. He loved the Black Hole and the whole "Raider Way". He loved the logo, the colors, everything. When I was eight years old, he got me a Raiders Starter jacket for Christmas so we'd have matching jackets. The first NFL game I ever went to was when the Titans first moved to Tennessee. They were still called the Oilers back then, and they played their first season in Memphis, where we lived, before moving to Nashville. When the Raiders came to town that year, my dad made sure we got tickets.

He even wore a silver and black fedora and a matching tie in the Green Room that night.

The call turned out to be nothing big. It was just the D-line coach doing his standard draft day check-in. Sometimes they just give guys one last little feel before the draft, and they always leave it open, like, Be ready ... we might call your name. I got a couple of those calls that day.

When I hung up the phone, my dad said, "You know, son, if you got the chance to go to the silver and black, we'd all be pretty happy."

And by "we all," he definitely meant him. It was his dream to see his son in a Raiders uniform.

The Raiders had the No. 8 overall pick, and they went with Rolando McClain, a linebacker from Alabama. I didn't end up getting drafted until 26th overall, when the Cardinals picked me.

My dad, decked out in his silver and black, gave me a hug, and I think he forgot about the Raiders for just a moment. He coached me when I was a kid, and he always took me to practice — first ones there and last ones to leave — and now I was a first-round NFL draft pick.

OAKLAND RAIDERS FEATURE CLIPS

Raiders or not, we made it.

My dad would always say, “You know, son, fan is short for fanatic.” And that’s the kind of fan he was. He was a true fanatic.

I remember the first time I played against his beloved Raiders. It was the third game of my rookie season and the Raiders came to Arizona. My dad would always call me on game day and give me a little pep talk and his thoughts on the game. But this time, he was at the game, and when we talked, he didn’t talk about the game, and it wasn’t much of a pep talk.

“Well, son,” he said, all serious, “I want you to know I’m always your biggest fan, and I’m wearing my Cardinals jersey today. But you better believe I have my Raiders t-shirt on underneath!”

He never missed a game when I was growing up, so it always felt good to know my biggest fan was up in the stands watching.

I was like, “C’mon, I’m your son! You can’t turn the Raiders fan off for one day?”

We had a good laugh about it, but I’m pretty sure he was serious, because after the game — after the Raiders missed a last-second field goal and we won the game by one point — he said, still serious, “Congratulations, son. This is bittersweet for me, but you’re my son, and I’ll always support you. I’m glad ya’ll won, but hey, that one still hurt a little bit!”

I only wish I could have seen his face when the Raiders missed that kick...

He was able to come see me play that weekend, but he couldn’t make it to every game. If he could have, he would have. Instead, he came to some games in Arizona, and if we were playing on the road anywhere near Memphis, he’d pack up whatever family members he could and make the drive to the game. He never missed a game when I was growing up, so it always felt good to know my biggest fan was up in the stands watching.

It was 2013, my fourth year in the league. We were coming off a 5-11 season the year before, and we had a new head coach in Bruce Arians. I went through a coaching change when I was at Tennessee, so I know that when a new coach comes in, everyone’s job is usually up for grabs. My dad and I talked a lot during training camp that year. He wanted to know everything that was going on.

In Week 3, we were getting ready to fly to New Orleans to play the Saints. I was excited, because New Orleans is only about five-and-a-half hours down I-55 from Memphis, and my dad, my mom and my sister were making the drive down.

The Friday evening before the game, I was at home packing and getting ready to head to the airport to catch the team plane when I got a phone call from a police officer. I could tell in his voice that something serious had happened. He told me that just outside of Jackson, Mississippi, about halfway between Memphis and New Orleans, my family had been in a car accident. My mom and my sister were in the hospital.

I asked the officer if my father was okay, but he kind of deflected, only talked about my mother and my sister.

You try not to be frantic in situations like that, but it’s hard to think clearly. I actually got off the phone without hearing from the officer whether or not my father was okay. I just turned my focus to my mom and my sister, and I wanted to be there for them.

OAKLAND RAIDERS FEATURE CLIPS

I thought, He didn't tell me anything about my dad because there was nothing to tell. He's fine.

Then I thought, Wait, if my dad was fine, he would've been the one to call me and tell me about my mom and my sister and he'd want to reassure me that everything was gonna be okay.

I hoped for the best, but in the back of my mind, I kind of knew the truth.

I have two sisters. One was in the car with my parents on their way to New Orleans and the other was back in Memphis. When my sister in Memphis got the call about the accident, she went straight to Jackson. I guess the officer didn't tell her anything about my father either, because when she got to the hospital, she got the news, and she broke it to me over the phone.

My father — my biggest fan — was killed in the accident while he was on his way to see his son play.

I didn't get on the plane to New Orleans. I didn't play that weekend. I went to Jackson, Mississippi to identify my dad's body so my sister didn't have to do it. Coach Arians told me to take as much time as I needed, and I just tried to focus on my mom and my sister. They weren't severely injured, so it could have been much worse.

Even when we were sitting in the hospital together watching the Saints game, my mom was telling me to go play. She's a strong woman, and I know she just wanted me to take my mind off what happened, but in the same way that I'd just lost a father, she'd lost a husband. I needed to be there for her. My dad's funeral was the following Saturday, the day before my Cardinals played a road game in Tampa Bay. I didn't play in that game, either.

My dad believed that when you face tragedy, you mourn and you let it out. He also would say that the reason you create memories is so you can remember people and the good times, so you can carry on when they're gone. So two days after his funeral and the day after I missed my second straight game, I went back to Arizona and rejoined my team. The following week, we played the Panthers at home.

That's when it all became real for me. It really sunk in that my dad was gone when I didn't get that pregame phone call and pep talk. It was just weird not getting that call.

Mom and my sister were okay, and they were surrounded by family back in Memphis. So when I didn't get that pregame phone call, I did the only thing I could do: I took my dad's advice. I thought of all the great memories I had of him from over the years: The Raiders jacket he gave me. The youth football practices. The Raiders game against Tennessee. Draft night.

It really sunk in that my dad was gone when I didn't get that pregame phone call and pep talk. It was just weird not getting that call.

And I went out and played.

It's been almost two years to the day since I lost my dad in that car accident, and I still think about him all the time. The time when I miss him most is usually on game day, when I don't get that phone call or when they play the National Anthem before the game. My dad was a retired veteran, so he always saluted during the National Anthem, and when we were kids, it didn't matter what the sport was, he was always that parent who yelled out, "Let's play ball!" He always said it with so much enthusiasm because he was always so excited for the game to start.

OAKLAND RAIDERS FEATURE CLIPS

That was him. He was just a happy-go-lucky sports fanatic who always went crazy over the littlest things. When he'd go to games, he'd always spend the extra \$2 on the bigger drink to get the souvenir cup. They always had different players on them, and he collected them all.

One time during my second season, I was featured on the souvenir cup for a preseason game, and he almost cried. He was like, "Wow, son. You earned the cup." I think he was more excited about that cup than the fact that I was actually playing in the NFL. He even had me get him extra cups so he could give them away to everybody. He definitely found joy in the little things.

In the two years he's been gone, there's one moment I really wish he was here for. The moment I made his dream come true.

This last offseason, I hit free agency. I had a few teams I was looking at and that were considering signing me, but there was one that turned out to be the perfect fit.

My dad's Raiders.

The scheme was right. I liked the coaches — who wouldn't want to play for Ken Norton and Jack Del Rio? It really was the best fit for me. But I'd be lying if I said I didn't think about my dad when I was making the decision. Maybe he was the tiebreaker that put the Raiders over the top.

When I went out to Oakland to meet with the team and sign my contract, I wish my dad could have been in that room with me. I wish I could have told him the news when we agreed on the deal: "Dad, I'm going to be a Raider!" I wish he could have come to the facility with me, walked through the halls and seen all the history. I probably wouldn't have been able to get him to leave. He'd probably still be staying with me out here now if I brought him out. I'd have a new roommate.

There have been some tough moments since my dad passed. Moments I really wished I could've shared with him. But the toughest one yet was probably when I took the field on Sunday for my first regular season game as a Raider in Oakland. It would have been his dream come true to see his son on the Raiders' home sideline in the silver and black, looking down to the end zone and into the Black Hole. I definitely cried a little when I heard the National Anthem, because when it was over, there was only thing missing.

My dad saluting from the stands, yelling, "Let's play ball!"