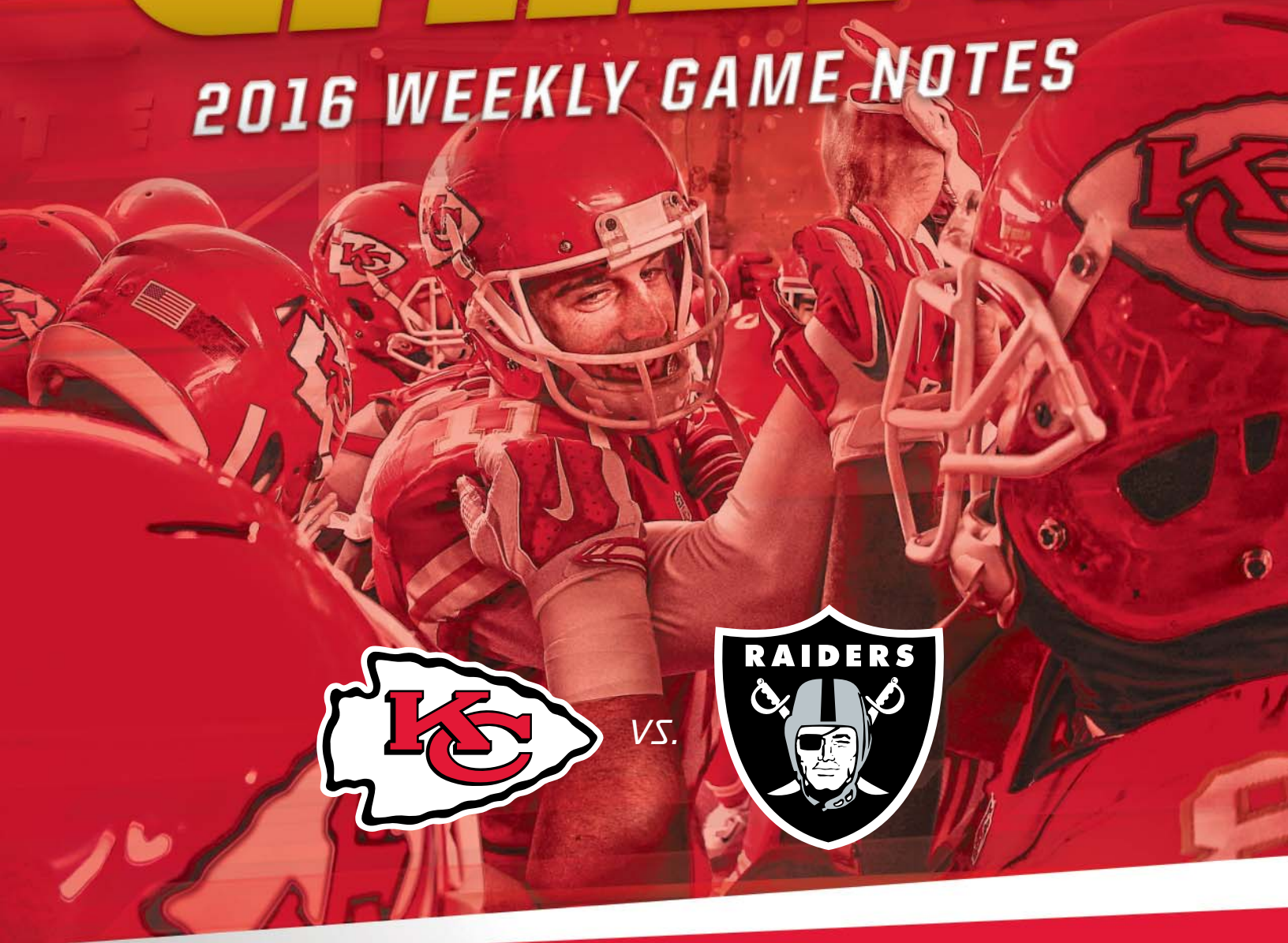


December 8, 2016



CHIEFS

2016 WEEKLY GAME NOTES



VS.



THIS IS **CHIEFS KINGDOM**



CHIEFS

REGULAR SEASON GAME 13

CHIEFS COMMUNICATIONS STAFF CONTACT INFORMATION


Ted Crews
Brad Gee
Luke Shanno
Cydney Ricker
Simon Noel

Vice President of Communications
Director of Football Communications
Corporate Communications Manager
Communications Coordinator
Football Communications Assistant

(816) 920-4359
(816) 920-4349
(816) 920-4351
(816) 920-4352
(816) 920-4403

tcrews@chiefs.nfl.com
bgee@chiefs.nfl.com
lshanno@chiefs.nfl.com
cricker@chiefs.nfl.com
snoel@chiefs.nfl.com

CHIEFS FACE DIVISION RIVAL RAIDERS ON THURSDAY NIGHT



The Kansas City Chiefs will take on the Oakland Raiders in a Thursday Night Football matchup on Dec. 8. Kickoff at Arrowhead Stadium is slated for 7:25 p.m. The Chiefs defeated the Raiders 26-10 in their first meeting this season in Oakland on Oct. 16. KC has won its last six December games dating back to 2014. Since 2013 the Chiefs are 21-8 in home games, including 10 wins in their last 11 home contests (includes London game in 2015). Kansas City is 3-0 against AFC West opponents this season.

The Chiefs enter the game 9-3 after defeating the Atlanta Falcons 29-28 on Sunday. It was KC's fifth-consecutive road win this season. Kansas City owns a +14 turnover differential this season (25 takeaways, 11 giveaways), the best mark in the NFL. The Chiefs have scored 79 points off turnovers, the second-best total in the NFL (DEN-103), and have forced a league-best seven red zone takeaways. KC is tied for the league lead in miscellaneous touchdowns scored with six (four INTs, one fumble, one kickoff return) including two pick-sixes by S Eric Berry. CB Marcus Peters is tied for second in the NFL with five interceptions, 16 passes defended and three fumble recoveries. The Chiefs defense is allowing an average of only 20.2 points per game. LB Dee Ford has 10.0 sacks this season, which ties for the third-best sack total in the league. LB Justin Houston has 4.0 sacks in his last two games. LB Derrick Johnson leads the team with 89 tackles (69 solo). Offensively, tight end Travis Kelce leads the club with 65 receptions for 815 yards and three TDs. WR Tyreek Hill has 50 receptions for 481 yards and seven total TDs (five receiving, one rushing, one kickoff return). RB Spencer Ware has 734 rushing yards and 395 receiving yards in 2016. QB Alex Smith has completed 250 passes for 2,567 yards with 11 touchdowns and four interceptions. Smith owns a 67.4 completion percentage and 92.5 rating. He has 10 career rushing touchdowns and is 9-1 in those contests. Smith needs just 18 rushing yards to become the franchise's all-time leading rusher among QBs. On special teams, Tyreek Hill leads the league in punt return yards (374). K Cairo Santos is 25 of 28 on field goal attempts, including two game-winning kicks (at CAR & DEN). P Dustin Colquitt is tied for fourth in the NFL with 27 punts inside the opponents' 20-yard line.

Chiefs Head Coach Andy Reid moved up the all-time wins chart with his 181st victory (regular and postseason combined) last week. He trails only Bill Belichick (256) among active coaches for most combined wins. Reid owns 41 victories in his first four seasons (regular and postseason combined) with the Chiefs, marking the highest win total of any head coach in franchise history in his first four years. Reid owns 11 postseason appearances in 17 seasons as a head coach. In 2015, Reid's Chiefs rattled off 10 consecutive regular season wins to finish 11-5 and earn a playoff berth for the second time in his three seasons with the club. The club's 10 straight wins after starting just 1-5 marked the greatest turnaround in a single season in NFL history. Reid has had winning streaks of five games or more in each of his seasons in KC (nine in 2013, five in 2014, 10 in 2015 & five in 2016).

Kansas City Chiefs (9-3) vs. Oakland Raiders (10-2)

Thursday, Dec. 8, 2016 • 7:25 p.m. CT

Arrowhead Stadium • Kansas City, Mo. • NBC/NFLN

THIS WEEK'S MEDIA AVAILABILITY

Date	Practice	Coach	Media	Players
Tuesday, Dec. 6	1:45 p.m.	A. Reid	11:40 a.m.	11:45 a.m.
Wednesday, Dec. 7	No Media Availability			
Thursday, Dec. 8	Chiefs vs. Raiders - Arrowhead - 7:25 p.m.			
Friday, Dec. 9	No Media Availability			
Saturday, Dec. 10	No Media Availability			
Sunday, Dec. 11	No Media Availability			

• Opponent conference calls will take place Monday and Tuesday. Derek Carr on Monday at 6:40 p.m. Jack Del Rio on Tuesday at 12:30 p.m.

BROADCAST INFORMATION

TV Coverage
NBC/NFLN/Twitter
(KSHB Local)

Play-by-Play: Al Michaels
Analyst: Cris Collinsworth
Sideline: Heather Cox

KCZZ 1480 AM (Tico Sports)
Spanish Radio Broadcast

Play-by-Play: Enrique Morales
Color: Oscar Monterroso
Sideline: Leo Prieto

Chiefs FOX Football Radio Network
KCFX (101.1 FM)

Play-by-Play: Mitch Holthus
Color: Len Dawson
Sideline: Kendall Gammon

Chiefs Postgame Show
KCFX (101.1 FM)

KCFX Hosts: Art Hains, Len Dawson, Dan Israel, Kendall Gammon & Dani Welniak

Chiefs Twitter Accounts: @Chiefs
@ChiefsReporter @ChiefsPR

CHIEFS MEDIA WEBSITE INFORMATION

The Kansas City Chiefs 2016 Media Guide is available on the Chiefs media information website, NFLOMG.com. In 2015, the club introduced an improved interactive online media guide that features an in-game statistics monitoring platform, in addition to the weekly press materials such as transcripts, weekly releases, bios, additional stats and more. The club's guide is updated weekly throughout the season to reflect the most up-to-date information. Media members can also access the Chiefs credential application through the site. To login, the username is **chiefsmedia** and the password is **chiefs**.

DID YOU KNOW?

• Since Head Coach Andy Reid's arrival in Kansas City in 2013, the Chiefs are 6-1 against the Raiders, including a perfect 3-0 at Arrowhead Stadium.

• The Chiefs have won 10 of their last 11 AFC West Division contests and are currently in the midst of an eight-game division winning streak, tied with the Texans for the longest current streak in the NFL.

CHIEFS VS. RAIDERS TEAM COMPARISON

	 Chiefs	 Raiders
Record	9-3	10-2
Division Standing	2nd (AFCW)	1st (AFCW)
Turnover Margin (NFL Rank)	+14 (1st)	+12 (3rd)

Offense (NFL Rank)

Net Yards Per Game	333.3 (24th)	391.7 (5th)
Yards Per Play	5.37 (19th)	5.93 (6th)
Points Per Game	23.4 (15th)	28.8 (3rd)
Possession Average	29:26 (22nd)	31:21 (4th)
Net Rushing Yards Per Game	98.8 (25th)	114.6 (7th)
Net Passing Yards Per Game	234.6 (21st)	277.1 (4th)
Had Intercepted/Yards	4/95	5/36
Sacks Allowed/Yards	29/162 (T-21st)	12/50 (1st)
Fumbles/Lost	12/7	10/4
Third Down Pct.	34.6% (28th)	39.1% (17th)
Red Zone TD Pct.	45.0% (30th)	64.3% (7th)
Giveaways	11 (9th)	9 (T-4th)

Defense (NFL Rank)

Net Yards Per Game	384.9 (28th)	389.7 (29th)
Yards Per Play	5.73 (21st)	6.17 (32nd)
Points Per Game	20.2 (9th)	24.9 (23rd)
Net Rushing Yds/Game	121.9 (27th)	124.8 (29th)
Net Passing Yards Per Game	263.0 (23rd)	264.8 (24th)
Intercepted By/Yards	14/235	11/114
Sacks For/Yards	26/154 (T-14th)	21/125 (T-26th)
Opponent Fumbles/Lost	21/11	21/10
Third Down Pct.	47.3% (30th)	37.6% (7th)
Red Zone TD Pct.	48.8% (6th)	55.1% (17th)
Takeaways	25 (1st)	21 (7th)



Special Teams (NFL Rank)

Punts-Average Yards (Gross)	46.3 (12th)	48.2 (3rd)
Punts-Average Yards (Net)	41.4 (8th)	42.6 (4th)
Punt Returns-Average Per	14.4 (3rd)	9.7 (12th)
Punt Returns-Average Per Allowed	5.1 (3rd)	11.6 (28th)
Kickoff Returns-Average Per	24.1 (9th)	20.9 (21st)
Kickoff Returns-Avg. Per Allowed	25.1 (30th)	20.7 (9th)
Field Goals Made/Attempted	25/28 (9th)	23/29 (24th)

Penalties (NFL Rank)

Penalties Against/Yards	83/651 (T-18th)	112/932 (32nd)
Opp. Penalties Against/Yds	78/570 (T-23rd)	91/869 (T-4th)

CHIEFS VS. RAIDERS IND. COMPARISON

	Chiefs		Raiders
<u>PASSING YARDS</u>			
Smith	2,567	Carr	3,375

RUSHING YARDS

Ware	734	Murray	553
West	191	Richard	357
Hill	87	Washington	302

RECEIVING YARDS

Kelce	815	Cooper	981
Hill	481	Crabtree	785
Ware	395	Roberts	332

POINTS SCORED

Santos	99	Janikowski	101
Hill	42	Murray	66
Ware	30	Crabtree	44

INTERCEPTIONS

Peters	5	Nelson	3
Berry	3	Two Tied	2
Sorensen	2	Four Tied	1

SACKS

Ford	10.0	Mack	10.0
Houston	4.0	Irvin	5.0
Hali	3.5	McGee	2.5

DEFENSIVE TACKLES

Johnson	89	Smith	72
Berry	59	Joseph	60
Nelson	49	Mack	58

KICKOFF RETURNS (AVG.)

Hill	12 (28.5)	Richard	13 (24.4)
------------	-----------	---------------	-----------

PUNT RETURNS (AVG.)

Hill	25 (15.0)	Richard	28 (9.5)
------------	-----------	---------------	----------

FIELD GOALS

Santos	25/28 (89.3%)	Janikowski	23/29 (79.3%)
--------------	---------------	------------------	---------------

PUNTS (GROSS/NET AVG.)

Colquitt	60 (46.3/41.4)	King	57 (48.2/42.6)
----------------	----------------	------------	----------------

CHIEFS VS. RAIDERS SERIES HISTORY

- Sunday's contest between the Chiefs and Raiders marks the 113th regular-season meeting between the two teams. Kansas City holds a 59-51-2 lead in the all-time regular season series.
- Kansas City is 31-24-1 all-time versus Oakland when playing at home, and 5-3 in the month of December.
- In their previous meeting this season, the Chiefs earned a 26-10 road win at the Oakland Coliseum in Week Six (Oct. 16).
- Since Andy Reid's arrival in 2013, the Chiefs are 6-1 vs. Oakland. The Chiefs defense has 26.0 sacks and 13 interceptions.
- Chiefs QB Alex Smith is 8-1 all-time vs. the Raiders and owns an 18-3 touchdown to interception ratio. Smith-led offenses are averaging 29.4 ppg vs. Oakland.

CHIEFS VS. RAIDERS SERIES HISTORY - Last 10 Games

Date	Result	Of Note
12/24/2011	L 13-16	Dwayne Bowe 3-yd TD pass from Kyle Orton.
10/28/2012	L 16-26	Dexter McCluster 10-yd TD pass from Matt Cassel.
12/16/2012*	L 0-15	Dustin Colquitt logs 4 punts inside the 20-yard line.
10/13/2013	W 24-7	Jamaal Charles (2 TDs) 7-yd TD run.
12/15/2013*	W 56-31	J. Charles (5 TDs) 71-yd TD pass from A. Smith.
11/20/2014*	L 20-24	Anthony Fasano 19-yd TD pass from Alex Smith.
12/14/2014	W 31-13	De'Anthony Thomas 81-yd punt return for TD.
12/06/2015*	W 34-20	Tyvon Branch 38-yd interception return for TD.
01/03/2016	W 23-17	Jeremy Maclin 25-yd pass from Alex Smith for TD.
10/16/2016*	W 26-10	Dontari Poe 1-yd TD run.
*at Oakland		

CHIEFS HEAD COACH ANDY REID



Reid is currently in his 25th NFL season, 18th as a head coach and fourth with the Chiefs. In his first four seasons with the club he's tallied 41 wins, more victories than any other head coach in franchise history in his first four years.

Under Reid, the Chiefs have made the playoffs two of his three seasons and won its first playoff game since 1994 vs. the Texans in 2015. The team finished 11-5 after a 1-5 start in 2015. It was the greatest turnaround in a single-season in NFL history. In 2013, Reid led the Chiefs to an 11-5 record marking the greatest single-season turnaround in franchise history after the team finished 2-14 in 2012.

Reid boasts a career record of 170-113-1 (.600) in the regular season. He also owns an 11-11 postseason record. He is one of seven active NFL coaches with over 100 regular season wins. Prior to joining the Chiefs, Reid led the Eagles to a 130-93-1 (.583) regular season record during his 14 seasons as head coach. He led the Eagles franchise to one Super Bowl appearance. When you include his time as an NFL assistant coach, his teams have made the playoffs 17 times (20-16 record), and he has coached in three Super Bowls and eight NFC Championships.

Reid spent seven seasons as an assistant coach with the Green Bay Packers under Head Coach Mike Holmgren. Prior to joining the NFL ranks, Reid's final collegiate stop was the University of Missouri (1989-91). Prior to his stint with the Tigers, Reid spent two years working with the offensive line at the University of Texas – El Paso, and before that, he held the same position with Northern Arizona.

In 1983, Reid took the position of offensive coordinator and offensive line coach at San Francisco State (1983-85). A tackle/guard at Brigham Young University from 1979-81, Reid entered the coaching ranks as a graduate assistant at BYU in 1982.

NFL Head Coach:	18th Year	Record w/ KC:	40-20 (.667)
NFL Coach Overall:	25th Year	Record w/ PHI:	130-93-1 (.583)
NFL Overall:	181-124-1 (.593)	Record vs. OAK:	7-3 (.700)
Reg. Season:	170-113-1 (.600)	College:	BYU ('81)
Postseason:	11-11 (.500)	Hometown:	Los Angeles

ANDY REID'S CAREER PATH

1979-82	BYU	Tackle/Guard ('79-81) Graduate Assistant ('82)
1983-85	San Francisco State	Offensive Coordinator/ Offensive Line
1986	Northern Arizona	Offensive Line
1987-88	Texas-El Paso	Offensive Line
1989-91	Missouri	Offensive Line
1992-98	Green Bay Packers	Tight Ends / Offensive Line ('92-96) Quarterbacks ('97-98)
1999-12	Philadelphia Eagles	Head Coach ('99-00) HC/Exec. V.P. Football Ops ('01-12)
2013-16	Kansas City Chiefs	Head Coach



ANDY REID'S HARDWARE



Super Bowls

96 97 04
Conference Titles

95 96 97 01
02 03 04 06 10
Division Titles

RAIDERS HEAD COACH JACK DEL RIO



Jack Del Rio is in his second year with the Oakland Raiders after being named the 19th head coach in franchise history on Jan. 15, 2015. Del Rio is now in his 31st year in the NFL and 20th year coaching after an 11-year playing career.

Del Rio is in his second tenure at the helm of an NFL team, after serving as the Jacksonville Jaguars head coach for nine seasons from 2003-11. Following his stint in Jacksonville, Del Rio spent three seasons as the defensive coordinator for the Denver Broncos.

During his time in Jacksonville, the Jaguars made two playoff appearances (2005 and 2007) and brought home the club's first postseason win in eight seasons, earning a 31-29 win at Pittsburgh in the 2007 AFC Wild Card Game.

Del Rio began his coaching career with the New Orleans Saints under Head Coach Mike Ditka, serving as an assistant strength coach.

A veteran of 11 seasons as a NFL linebacker, he was selected in the third round (68th overall) of the 1985 NFL Draft by New Orleans.

Del Rio was a four-year starter at USC, where he earned consensus All-American honors as a senior and was runner-up for the Lombardi Award, given to the nation's best lineman or linebacker.

Born on April 4, 1963, in Castro Valley, Calif., Del Rio and his wife, Linda, have three daughters, Lauren, Hope and Aubrey, and a son, Luke.

NFL Head Coach:	11th Year	Record w/ OAK:	17-11 (.607)
NFL Coach Overall:	20th Year	Record vs. KC :	3-5 (.375)
NFL Overall:	86-84 (.506)	College:	USC
Regular Season:	85-82 (.509)	Hometown:	Castro Valley, Calif.
Postseason:	1-2 (.333)		

JACK DEL RIO'S CAREER PATH

1997-98	New Orleans Saints	Strength & Conditioning
1999-01	Baltimore Ravens	Linebackers
2002	Carolina Panthers	Defensive Coordinator
2003-11	Jacksonville Jaguars	Head Coach
2012-14	Denver Broncos	Defensive Coordinator
2015-16	Oakland Raiders	Head Coach



JACK DEL RIO'S HARDWARE





Super Bowls



00 13
Conference Titles

12 13 14
Division Titles

2016 CHIEFS TEAM STATS & RANKINGS

CATEGORY	TOTAL		
Total Offense	333.3	12th	24th
Rush Offense	.98.8	13th	25th
Pass Offense	.234.6	9th	21st
Total Defense	.384.9	13th	28th
Rush Defense	.121.9	12th	27th
Pass Defense	.263.0	12th	23rd
Points/Game	.23.4	9th	15th
Opp. Pts./Game	20.2	5th	9th

2016 CHIEFS INDIVIDUAL STATS & RANKINGS

CATEGORY	PLAYER	TOTAL		
Scoring (NK)	Hill	42	T-9th	T-20th
Rushing Yards	Ware	734	9th	14th
QB Rating	Smith	92.5	9th	18th
Receptions	Kelce	65	8th	T-16th
Rec. Yards	Kelce	815	10th	19th
Interceptions	Peters	5	2nd	T-2nd
Punting Avg.	Colquitt	46.3	5th	11th
Punt Ret. Avg.	Hill	15.0	1st	2nd
KO Ret. Avg.	Hill	28.5	6th	13th
Sacks	Ford	10.0	T-2nd	T-3rd



CHIEFS ALL-TIME VS. AFC WEST OPPONENTS

OVERALL (REG. SEASON)

Team	Record	Pct.	Longest Win Streak
Denver	58-54-0	.518	11 (1964-1969)
Oakland	59-51-2	.536	9 (2003-2007)
San Diego	57-54-1	.513	6 (1990-1992)

AT HOME (REG. SEASON)

Team	Record	Pct.	Longest Win Streak
Denver	36-19-0	.655	14 (1960-1973)
Oakland	31-24-1	.563	10 (1989-1998)
San Diego	34-23-0	.596	7 (1997-2003)

ON THE ROAD (REG. SEASON)

Team	Record	Pct.	Longest Win Streak
Denver	22-35-0	.386	5 (1965-1969)
Oakland	28-27-1	.509	7 (2003-2009)
San Diego	23-31-1	.427	6 (1972-1977)

CHIEFS 2016 SCHEDULE

PRESEASON

Date	Opponent	Time	Result
Aug. 13	Seattle	3:30 p.m.	L, 16-17
Aug. 20	at Los Angeles	8 p.m.	L, 20-21
Aug. 27	at Chicago	Noon	W, 23-7
Sept. 1	Green Bay	7 p.m.	W, 17-7

REGULAR SEASON

Date	Opponent	Time	Result
Sept. 11	San Diego	Noon	W, 33-27 OT
Sept. 18	at Houston	Noon	L, 12-19
Sept. 25	New York Jets	3:25 p.m.	W, 24-3
Oct. 2	at Pittsburgh	7:30 p.m.	L, 14-43
Oct. 9	BYE WEEK	---	---
Oct. 16	at Oakland*	3:05 p.m.	W, 26-10
Oct. 23	New Orleans*	Noon	W, 27-21
Oct. 30	at Indianapolis*	Noon	W, 30-14
Nov. 6	Jacksonville*	Noon	W, 19-14
Nov. 13	at Carolina*	Noon	W, 20-17
Nov. 20	Tampa Bay*	Noon	L, 17-19
Nov. 27	at Denver	7:30 p.m.	W, 29-28
Dec. 4	at Atlanta*	Noon	W, 29-28
Dec. 8	Oakland*	7:25 p.m.	NBC/NFLN
Dec. 18	Tennessee*	Noon	CBS
Dec. 25	Denver	7:30	NBC
Jan. 1	at San Diego*	3:25 p.m.	CBS

Home games in **bold**; all kickoffs are Central Time.

* Subject to Flexible Scheduling

Flexible scheduling will be used in Weeks 10-15 and 17. Additionally, in Weeks 5-9, flexible scheduling may be used in no more than two weeks. In Weeks 5-15, the schedule lists the games tentatively set for Sunday Night Football on NBC. Only Sunday afternoon games are eligible to be moved to Sunday night, in which case the tentatively scheduled Sunday night game would be moved to an afternoon start time. Flexible scheduling will not be applied to games airing on Thursday, Saturday or Monday nights. A flexible scheduling move would be announced at least 12 days before the game. For Week 17, the Sunday night game will be announced no later than six days prior to January 1.

2016 STRENGTH OF SCHEDULE

Kansas City's schedule features five games against four playoff teams from the 2015 season including the defending Super Bowl Champion Denver Broncos and the NFC Champion Carolina Panthers. The club's 2016 opponents boasted a combined record of 104-104 (.500) last season.

Home	Record	Road	Record
Denver Broncos	12-4 (.750)	Denver Broncos	12-4 (.750)
San Diego Chargers	4-12 (.250)	San Diego Chargers	4-12 (.250)
Oakland Raiders	7-9 (.438)	Oakland Raiders	7-9 (.438)
New York Jets	10-6 (.625)	Houston Texans	9-7 (.563)
New Orleans Saints	7-9 (.438)	Pittsburgh Steelers	10-6 (.625)
Jacksonville Jaguars	5-11 (.313)	Indianapolis Colts	8-8 (.500)
Tampa Bay	6-10 (.375)	Carolina Panthers	15-1 (.938)
Tennessee Titans	3-13 (.188)	Atlanta Falcons	8-8 (.500)



2016 AFC WEST STANDINGS

Team	W	L	Pct.	PF	PA	Streak
Oakland Raiders	10	2	.833	345	299	Won 6
Kansas City Chiefs	9	3	.750	281	242	Won 2
Denver Broncos	8	4	.667	286	229	Won 1
San Diego Chargers	5	7	.417	334	319	Lost 1

NFL REGULAR SEASON SCHEDULE - WEEK 14

Thursday, Dec. 8

Oakland at Kansas City..... 7:25 p.m.

Sunday, Dec. 11

Pittsburgh at Buffalo 12 p.m.
 Denver at Tennessee..... 12 p.m.
 Washington at Philadelphia 12 p.m.
 Arizona at Miami..... 12 p.m.
 San Diego at Carolina 12 p.m.
 Cincinnati at Cleveland..... 12 p.m.
 Chicago at Detroit..... 12 p.m.
 Houston at Indianapolis..... 12 p.m.
 Minnesota at Jacksonville..... 12 p.m.
 New York Jets at San Francisco..... 3:05 p.m.
 New Orleans at Tampa Bay..... 3:25 p.m.
 Atlanta at Los Angeles..... 3:25 p.m.
 Seattle at Green Bay 3:25 p.m.
 Dallas at New York Giants..... 7:30 p.m.

Monday, Dec. 12

Baltimore at New England..... 7:30 p.m.

2016 CHIEFS PRO BOWL PLAYERS

Six members of the Kansas City Chiefs were selected to participate in the 2016 NFL Pro Bowl. Safety Eric Berry, linebackers Tamba Hali, Justin Houston and Derrick Johnson, tight end Travis Kelce and cornerback Marcus Peters qualified to represent KC in the NFL's All-Star game. LB Justin Houston did not participate due to injury.

The 2016 Pro Bowl was played on Sunday, Jan. 31, and televised live on ESPN from Aloha Stadium in Honolulu, Hawaii. Players were selected without regard to conference in voting by fans, coaches and players. Players were assigned to teams during the 2016 Pro Bowl Draft.

For Berry, Houston and Johnson, it was their fourth Pro Bowl nomination, for Hali his fifth, and for Kelce and Peters it was their first invitation to the NFL's All-Star game. Head Coach Andy Reid and the Chiefs staff served as the Pro Bowl's coaching staff for Team Rice.



CHIEFS ASSISTANT COACHES

OFFENSIVE STAFF

David Culley
 Assistant Head Coach/Wide Receivers

Brad Childress
 Co-Offensive Coordinator

Matt Nagy
 Co-Offensive Coordinator

Eric Bieniemy
 Running Backs

Andy Heck
 Offensive Line

Tom Melvin
 Tight Ends

Corey Mattheai
 Assistant Quarterbacks

Joe Bleymaier
 Offensive Quality Control

DEFENSIVE STAFF

Bob Sutton
 Defensive Coordinator

Britt Reid
 Defensive Line

Gary Gibbs
 Linebackers

Emmitt Thomas
 Defensive Backs

Al Harris
 Secondary/Cornerbacks

Mark DeLeone
 Assistant Linebackers

Mike Smith
 Assistant Defensive Line

Taylor Embree
 Defensive Assistant

SPECIAL TEAMS STAFF

Dave Toub
 Special Teams Coordinator

Brock Olivo
 Assistant Special Teams

MISCELLANEOUS
Barry Rubin
 Head Strength and Conditioning

Travis Crittenden
 Assistant Strength and Conditioning

Ryan Reynolds
 Assistant Strength and Conditioning

Devin Woodhouse
 Assistant Strength and Conditioning

Tommy Brasher
 Special Projects

Mike Frazier
 Statistical Analysis Coordinator

Kyle Childress
 Senior Assistant to Head Coach

CHIEFS SIGN KELCE TO CONTRACT EXTENSION

The Kansas City Chiefs announced on Jan. 29, that the team signed tight end Travis Kelce to a contract extension. Kelce (6-5, 260) has played in 33 games (27 starts) in three NFL seasons with the Kansas City Chiefs (2013-15). His career numbers include 139 receptions for 1,737 yards (12.5 avg.) with 10 touchdowns. After missing the majority of 2013 to injury, Kelce has produced two seasons with more than 60 catches. In 2015 he recorded his highest totals, catching 72 passes for 875 yards (12.2 avg.) with five touchdowns, earning his first career Pro Bowl invite. A native of Cleveland Heights, Ohio, Kelce was selected by Kansas City in the third round (63rd overall) in the 2013 NFL Draft.



WEST & WARE SIGN CONTRACT EXTENSIONS

The Kansas City Chiefs announced on March 31, that the team signed running backs Charcandrick West and Spencer Ware to contract extensions.

"Charcandrick and Spencer both stepped in and were very effective for us offensively last year," Chiefs General Manager John Dorsey said. "These guys have different styles and abilities, and together they provide us quality depth at the running back position."

West (5-10, 205) has played in 21 games (nine starts) in two NFL seasons with the Chiefs (2014-15). His career stats include 160 carries for 634 yards (4.0 avg.) with four touchdowns. He has caught 20 passes for 214 yards (10.7 avg.) and one touchdown reception. West originally joined the Chiefs as an undrafted free agent from Abilene Christian in 2014.

Ware (5-10, 229) has played in 13 games (two starts) in two NFL seasons with the Chiefs (2015) and Seahawks (2013). His career numbers include 75 carries for 413 yards (5.5 avg.) with six touchdowns along with six receptions. Ware served on Kansas City's practice squad in 2014. He originally entered the NFL as a sixth-round pick (194th overall) by the Seahawks in the 2013 NFL Draft. Ware played collegiately at LSU.



CHIEFS SIGN LB TAMBA HALI

The Kansas City Chiefs announced on March 10, that the team signed line-backer Tamba Hali. Hali (6-3, 275) has played in 156 games (155 starts) in his 10-year NFL career, spending all 10 seasons with the Chiefs. In his career, Hali has amassed 582 tackles (466 solo), 81 tackles for loss, 149 quarterback pressures, two interceptions, returning one for a touchdown, 33 forced fumbles, the second-most in franchise history and 86.0 sacks which ranks second in Chiefs history. Hali is a five-time Pro Bowler, earning consecutive trips from 2011-15. Following his rookie season, Hali earned the club's Mack Lee Hill Award, given to the team's top rookie or first-year player. The Teaneck, N.J., native originally entered the NFL as the Chiefs first-round pick (20th overall) in the 2006 NFL Draft.

CHIEFS SIGN LB DERRICK JOHNSON

The Kansas City Chiefs announced on March 10, that the team signed line-backer Derrick Johnson. Johnson (6-3, 242) is the franchise's all-time leading tackler, compiling 1,101 career stops in his 11-year career. Johnson has played in 154 games (141 starts) in 11 NFL seasons with the Kansas City Chiefs (2005-15). In addition to his franchise record for tackles, Johnson has amassed 26.5 sacks, 38 quarterback pressures, 13 interceptions – returning three of those interceptions for touchdowns – 22 forced fumbles and seven fumble recoveries. Johnson had a career-high 179 tackles in 2011 that led to his first of four Pro Bowl appearances. In addition to his four Pro Bowl berths, Johnson was named the club's Mack Lee Hill Award winner following his rookie season, an award given to the team's top rookie or first year player. Additionally, after his career year in 2011, Johnson was awarded with the Derrick Thomas Award, given to the team's MVP. The former Texas Longhorn originally entered the NFL as the Chiefs first-round pick (15th overall) in 2005.

CHIEFS SIGN FISHER TO CONTRACT EXTENSION

The Kansas City Chiefs announced on July 30, that the team signed tackle Eric Fisher to a contract extension. Fisher (6-7, 315) joined the Chiefs as the club's first-round pick (first overall) in the 2013 NFL Draft. He has played in 46 games (43 starts) in three NFL seasons with the team. Fisher started both of the Chiefs playoff games in 2015. He's seen action at both the left and right tackle positions in his pro career. The Rochester Hills, Michigan, native played collegiately at Central Michigan.



CHIEFS ANNOUNCE STAFF CHANGES FOR 2016

The Kansas City Chiefs announced several coaching staff moves on April 1, including five role changes and five new additions.

Britt Reid was promoted to serve as the primary defensive line coach, and Al Harris was elevated to Secondary Coach/Cornerbacks. Reid has assisted Coach Tommy Brasher with the defensive line since his arrival in 2013. Brasher now works on special projects for the club. Harris' new role focuses on the corner position. He continues to work with Defensive Backs Coach Emmitt Thomas with the entire secondary group. Assistant Quarterbacks Coach Corey Mattheae assumed additional responsibility with an expanded role working with the quarterbacks and assisting the offensive line. Assistant Linebackers Coach Mark DeLeone now has an expanded role on defense. Additionally, the Chiefs hired Joe Bleymaier to serve as the club's offensive quality control coach, Taylor Embree as a defensive assistant, Mike Smith was named the team's assistant defensive line coach and Devin Woodhouse and Ryan Reynolds joined the club's strength and conditioning staff.

CHIEFS SIGN QB NICK FOLES

The Kansas City Chiefs announced on Aug. 5, that the club signed quarterback Nick Foles.

Foles (6-6, 243) has played in 39 games (35 starts) in four NFL seasons with the St. Louis Rams (2015) and Philadelphia Eagles (2012-14). His career numbers include 740 completions on 1,230 attempts (60.2 percent) for 8,805 yards with 53 touchdowns and 27 interceptions (87.3 rating). He has 101 career rushing attempts for 351 yards and five touchdowns. Foles was originally drafted in the third round (88th overall) of the 2012 NFL Draft by the Eagles while Chiefs Head Coach Andy Reid was leading Philadelphia. Foles spent his rookie season under Reid. The Austin, Texas native had a breakout season in 2013 where he completed 203 passes on 317 attempts for 2,891 yards with 27 touchdowns and two interceptions in only 10 starts. His 119.2 rating that season led the league and stands as the third-best mark in NFL history. Foles' touchdown-to-interception ratio in 2013 was the best ever by an NFL QB, which helped earn him a place on the 2014 Pro Bowl roster where he was named the Pro Bowl's MVP. Entering his fifth season, Foles played collegiately at Arizona.



CHIEFS S ERIC BERRY SIGNS FRANCHISE TAG

The Kansas City Chiefs announced on Aug. 28 that safety Eric Berry signed his franchise tender.

Berry (6-0, 212) has compiled 384 tackles (308 solo), 26 tackles for loss, 5.5 sacks, 14 quarterback pressures, two forced fumbles, 10 interceptions and three defensive touchdowns in his six seasons with the Chiefs. In four career postseason contests (four starts), Berry has recorded 31 total tackles (26 solo), five passes defended, one forced fumble and one interception.

Berry earned the 2015 AP Comeback Player of the Year Award following the 2015 season after returning to the starting lineup in Week One after a battle with Hodgkin's Lymphoma. He finished third on the team in tackles with 61 (55 solo), to go along with 10 passes defended and two interceptions, earning his fourth Pro-Bowl invite. He was the co-winner of the Chiefs 2015 Derrick Thomas Award, honoring the club's MVP. The Fairburn, Ga., native originally entered the NFL as the Chiefs first-round pick (fifth overall) in the 2010 NFL Draft.



CHIEFS SIGN T MITCHELL SCHWARTZ

The Kansas City Chiefs announced on March 10, that the team signed offensive tackle Mitchell Schwartz. Schwartz (6-5, 320) comes to Kansas City after spending his first four NFL seasons with the Cleveland Browns (2012-15). Schwartz has started all 64 games of his NFL career at right tackle and in addition to starting every game, Schwartz has not missed a single snap in his four-year NFL career. Schwartz originally entered the NFL as the Browns second-round pick (37th overall) in the 2012 NFL Draft. He played collegiately at the University of California.



BERRY AND PETERS EARN POSTSEASON HONORS

The Kansas City Chiefs announced on March 5, that quarterback Alex Smith and safety Eric Berry were named the winners of the club's Derrick Thomas Award. Cornerback Marcus Peters earned the team's Mack Lee Hill Award for the 2015 season. It marked Berry's second postseason recognition as he was awarded the Mack Lee Hill Award after his rookie season in 2010. It was the first time that the team's MVP award was given to two players. Both honors were voted on by Chiefs players and were officially presented to them at the 46th annual 101 Awards. Berry and Peters both earned accolades from various outlets including being recognized at NFL Honors. Berry earned AP's Comeback Player of the Year Award and Peters was named the NFL's Defensive Rookie of the Year.



THE DOCTOR IS IN THE HOUSE

To some, playing in the National Football League is the second-most impressive accomplishment on Laurent Duvernay-Tardif's resume.

Duvernay-Tardif, a practicing medical student, was finishing his third year of med school at McGill University in Montreal at the time of the 2014 NFL Draft. With hopes of being selected on the second night, Duvernay-Tardif was unable to follow along live. Not that he didn't want to, he was just preoccupied in the ER assisting an emergency C-section for a premature newborn.

Though he wasn't selected on that second night, the Chiefs eventually used the 200th overall pick to acquire Duvernay-Tardif in the sixth round.

While spending much of his rookie season learning from the sidelines, Duvernay-Tardif appeared in 16 games while starting 13 in 2015. His off-seasons are spent back in Montreal at various hospitals on rotations, where patients have begun to recognize the Canadian standout.

While football remains his number one priority right now, Duvernay-Tardif plans to finish medical school within the next few off-seasons and someday pursue his medical goals of specializing as an Emergency Room doctor.



AFTER 24 YEARS AWAY, HALI RETURNS HOME

Some may call it acting unreasonably, but Kansas City Chiefs linebacker Tamba Hali would disagree. He says he's just sporadic.

Hali proved just how sporadic he could be when the Chiefs gave him some time off from offseason rehab.

Rather than sitting at home, Hali used the time to take a four-day trip to his native country of Liberia, which, though peaceful now, is most often characterized by the civil war that took place there from 1989 to 2003 and saw the deaths of more than 250,000 people.

Hali escaped as an 8-year-old in 1992, and something recently came over him that made him feel like it was time to go back.

"Sometimes I just get up and do things," Hali explained in a press conference with the local Kansas City media. "[With the time off, I figured] maybe I'll go home for a few days and just see how the country is and be there (physically), just to see because I haven't been back. When I got there, I was able to do way more than I anticipated."

Hali visited with Liberia's current president, Madam Ellen Johnson Sirleaf, and saw family members he hadn't seen in two decades.

"It was almost restoring their faith because we haven't had any contact with one another," Hali said. "They tell other people, 'That's our nephew, that's our cousin.' And they say, 'If that's your cousin or nephew, how come you're living in this condition?'"

"People didn't believe them. Just to pop up on them the way that I did, they were rejoicing and thanking God. It was really pleasing."

Hali described several sights that especially stood out to him during his trip, the most of which strangely being the physical condition of the roads.

"Before, it was all dusty-type of roads," he explained. "Now we have real roads that can get you to places. Where I live is about three hours on the [new] real good road, but it would take you six hours before with the type of roads that we used to have."

Hali used the new roads to actually make the trip out to his childhood home, which, to his pleasant surprise, was still upright.

"With all the war and everything that's happened, it's still there," he said. "I remember where I used to take my bath on the side of the house and where I was at the time when the fighting started. It was reminiscing. It felt good, especially having the people related to me there also be able to remember what I remember."

"It's not like I'm making it up, so they remember what I remember. We're kind of reminiscing the entire time. It felt good. They're living, I'm living; it felt good."

Hali recalled the early 1990s when the war began and how he felt with all of the destruction around him.

"I always remember I always wanted to join the fighting," he said. "I wanted to do that because I was a child, and everyone was doing it."

Hali's brother wouldn't allow him to, and that, Hali believes, likely saved his life.

"I may be dead," he admits now. "I don't think I would be living. I don't really see how life would be if I would have stayed and fought because all the people I knew as friends, they're dead."

Upon escaping, Hali began living with his father in New Jersey at the age of 9 and later attended and played football at Teaneck High School. Hali first played football at Teaneck and there he developed into a legitimate college prospect. Hali was recruited to and later started at Penn State.

In 2006, Hali was drafted to the Chiefs in the first round, and the rest is history.

Now as he enters his 11th season in the league, life is much different than it was more than 20 years ago for the 32-year-old Hali.

His successful pro football career has given Hali the means to travel wherever he desires, and for him, a means to help make a difference in his native country.

"I want to bring awareness to the country," he said. "I don't formally have a foundation and everything I do as far as giving, I just do. I don't want to bring awareness to myself because of whatever reason, but with the country I'm from, there are needs."

"There are things that the country needs and I think people can help, but if people don't know, they just can't do it, so I think I could be a great ambassador for our country back there."



NOTES FROM WEEK 13 MATCHUP VS. ATLANTA

REID MOVES UP WIN CHART: With Sunday's win, Head Coach Andy Reid has 181 career victories and is now one win away from 11th place for all-time regular season and postseason wins as a head coach. For active coaches, Reid trails only New England's Bill Belichick (256).

MOST NFL WINS AS HEAD COACH

Rank	Head Coach	Win Total
1.	Don Shula	347
2.	George Halas	324
3.	Tom Landry	270
4.	Bill Belichick	256
5.	Curly Lambeau	229
6.	Chuck Noll	209
7.	Marty Schottenheimer	205
8.	Dan Reeves	201
9.	Chuck Knox	193
10.	Bill Parcells	183
11.	Tom Coughlin	182
12.	Andy Reid	181
13.	Mike Shanahan	178
	Jeff Fisher	178

BERRY TO THE HOUSE IN HIS HOMECOMING: In the final minute of the second quarter, Atlanta-area native (Fairburn, Georgia) S Eric Berry intercepted QB Matt Ryan and returned it for a 37-yard touchdown, his third interception of the season and the 13th of his career. This marks the fifth interception return for a touchdown of his career and the second INT return touchdown of the season. His five career interception return touchdowns tie him for second in Chiefs history.



CHIEFS RECORD BOOK

MOST INTERCEPTION RETURN TOUCHDOWNS, CAREER

1.	6	Bobby Bell	1963-74
2.	5	Emmitt Thomas	1966-78
		Jim Kearney	1967-75
		Eric Berry	2010-16
5.	4	Lloyd Burruss	1981-91
		Derrick Johnson	2005-16

His five career defensive touchdowns (interception and fumble recoveries) put him in a tie for second behind Pro Football Hall of Fame LB Bobby Bell, who tallied eight career defensive touchdowns.

CHIEFS RECORD BOOK

MOST DEFENSIVE TOUCHDOWNS, SEASON

1.	8	Bobby Bell (6 INTs, 2 FRs)	1963-74
2.	5	Emmitt Thomas (5 INTs)	1966-78
		Jim Kearney (5 INTs)	1967-75
		Eric Berry (5 INTs)	2010-16
5.	4	Lloyd Burruss (4 INTs)	1981-91
		Derrick Thomas (4 FRs)	1989-99
		James Hasty (3 INTs, 1 FR)	1995-99
		Derrick Johnson (4 INTs)	2006-16

This is the second time in his career that Berry has recorded two interception return touchdowns in a single season (2013, 2016). He becomes the first player in franchise history to record multiple seasons with two or more interception return touchdowns.

CHIEFS RECORD BOOK

MOST INTERCEPTION RETURN TOUCHDOWNS, SEASON

1.	4	Jim Kearney	1972
2.	3	Lloyd Burruss	1986
		Mark McMillian	1997
4.	2	Sherrill Headrick	1961
		Emmitt Thomas	1974
		Charles Mincy	1992
		Jerome Woods	1993
		Derrick Johnson	2009
		Eric Berry	2013
		Marcus Peters	2015
		Eric Berry	2016

With the Chiefs trailing 28-27 in the fourth quarter, Berry intercepted a QB Matt Ryan two-point pass attempt and returned it 99 yards for a two-point conversion for the Chiefs, giving Kansas City the 29-28 margin.

ALEX SMITH EFFICIENT IN VICTORY: QB Alex Smith completed 21 of 25 passes for 270 yards and one touchdown in Sunday's game, good for a 125.0 passer rating.

It marks the 30th time in his career as a starter that he's recorded a 100.0-or-better passer rating when attempting 20 or more passes. He is now 29-1 in those contests. This marks his fourth 100.0-rating of the 2016 season, going 4-0 in those games. Since joining the Chiefs in 2013, Smith has recorded 19 100.0-plus passer rating games to tie for the third-most in franchise history. He is 18-1 in those 19 contests. His 125.0 passer rating marks his fifth-best single-game performance since joining the Chiefs.

CHIEFS RECORD BOOK

MOST 100.0+ PASSER RATING GAMES, CAREER (MIN. 20 ATTEMPTS)

1.	30	Len Dawson	1962-75
2.	27	Trent Green	2001-06
3.	19	Steve DeBerg	1988-91
		Alex Smith	2013-16
5.	14	Bill Kenney	1979-88

His 21-of-25 performance was good for an 84.0 completion percentage, tying for the fourth-best single-game mark in franchise history. He now owns the top five single game passing efficiency performances in team history.

CHIEFS RECORD BOOK

HIGHEST COMPLETION PERCENTAGE, GAME (20 ATTEMPTS)

1.	86.36	Alex Smith at Oakland (22-19)	Oct. 16, 2016
2.	86.21	Alex Smith vs. St. Louis (29-25)	Oct. 26, 2014
3.	85.00	Alex Smith at Oakland (20-17)	Dec. 15, 2013
4.	84.00	Alex Smith at Baltimore (25-21)	Dec. 20, 2015
		Alex Smith at Atlanta (25-21)	Dec. 4, 2016

He completed 15 consecutive passes during the game, tying a franchise record that he currently owns a share of. This marks the second time this season (Oct. 16, 2016 at Oakland) that he has completed 15 consecutive passes in the same game. He becomes the only player in franchise history to have two separate streaks of 15 consecutive pass completions in different games.

CHIEFS RECORD BOOK

MOST CONSECUTIVE PASSES COMPLETED, SINGLE GAME

1.	15	Len Dawson at Houston	Sept. 9, 1967
		Alex Smith at Oakland	Oct. 16, 2016
		Alex Smith at Atlanta	Dec. 4, 2016
4.	14	Trent Green vs. Indianapolis	Oct. 31, 2004

KELCE KEEPS GOING: In Sunday's game, TE Travis Kelce finished with a career-high 140 yards on eight receptions. He now has three-consecutive 100-plus yard performances (108 yards vs. Tampa Bay on Nov. 20 and 101 yards at Denver on Nov. 27), becoming the first NFL tight end with three-

straight 100-yard games since then-New Orleans Saints TE Jimmy Graham had four-straight in 2013. He becomes the first Chiefs player to accomplish the feat since WR Dwayne Bowe did it from Nov. 14 to Nov. 28 during the 2010 season. He is the sixth player in franchise history to record three such games in a row and only the second tight end to record such a performance. The only player to record four such games is former Chiefs TE Tony Gonzalez (Oct. 15 to Nov. 5 in the 2000 season).

CHIEFS RECORD BOOK

MOST CONSECUTIVE GAMES, 100+ RECEIVING YARDS, SEASON

1.	4	Tony Gonzalez	2000
2.	3	Frank Jackson	1964
		Otis Taylor	1966
		Willie Davis	1992
		Dwayne Bowe	2010
		Travis Kelce	2016

His 140 receiving yards tie for the third-best single-game receiving output by a tight end in Chiefs history.

CHIEFS RECORD BOOK

MOST RECEIVING YARDS, TIGHT END, GAME

1.	147	Tony Gonzalez at New England	Dec. 4, 2000
2.	144	Tony Gonzalez at San Diego	Jan. 2, 2005
3.	140	Tony Gonzalez vs. Miami	Sept. 29, 2002
		Tony Gonzalez vs. San Diego	Dec. 2, 2007
		Travis Kelce at Atlanta	Dec. 4, 2016

Additionally, Kelce moved into second place on the all-time list for receptions by Chiefs tight ends as his eight receptions give him 204 career receptions, only the second tight end in franchise history to record more than 200 receptions.

CHIEFS RECORD BOOK

MOST RECEPTIONS, TIGHT END, CAREER

1.	916	Tony Gonzalez	1997-08
2.	204	Travis Kelce	2013-16
3.	198	Fred Arbanas	1962-70
4.	163	Walter White	1975-79
5.	135	Jonathan Hayes	1985-93



CHIEFS LONGEST DRIVE: The Chiefs registered their longest scoring drive of the season in the second quarter of Sunday's game. The scoring drive lasted 11 plays and covered 92 yards and ended in a three-yard touchdown pass from QB Alex Smith to RB Spencer Ware.

HILL CATCHING ON: WR Tyreek Hill continued his hot play in Sunday's game producing 53 receiving yards on five reception and 19 rushing yards on two carries. His five receptions give him 50 receptions for the season, moving him into third place in for most receptions by a rookie in a single season in franchise history.

CHIEFS RECORD BOOK

MOST RECEPTIONS, ROOKIE, SEASON

1.	70	Dwayne Bowe	2007
2.	55	Abner Haynes (RB)	1960
3.	50	Tyreek Hill	2016
3.	48	Sylvester Morris	2000
5.	47	Tony Moeaki (TE)	2010

HOUSTON STAYS HOT: LB Justin Houston collected sacks in consecutive games for the first time this season. His first quarter sack of QB Matt Ryan brought his career total to 60.0 sacks (341.5 yards). Houston finished the game with four solo tackles, including one for a loss, and a QB pressure.



FAKE PUNT SCORES: Facing 4th and 1 on the first drive of the third quarter, WR Albert Wilson registered a 55-yard touchdown rush on a fake punt. The Chiefs are the first team with a rushing touchdown on a fake punt since the Jacksonville Jaguars in Week 4 of the 2008 season vs. Texans. The touchdown run was the first rushing touchdown of Wilson's career and fifth total touchdown. Wilson finished the game with four receptions for 48 yards.

TAMBA TOPPLES RYAN: LB Tamba Hali brought down QB Matt Ryan in the third quarter of Sunday's game for a seven-yard loss. Hali now has 89.5 sacks in his career and 3.5 on the season. He finished the game with two solo tackles for loss and three QB pressures.

WARE RECORDS RUSHING AND RECEIVING TOUCHDOWNS: RB Spencer Ware recorded both a rushing and receiving touchdown in Sunday's game, marking the first time in his career he's accomplished the feat. Ware now owns five touchdowns in 2016 (three rushing, two receiving), and has 11 career touchdowns (nine rushing, two receiving).





THE LAST TIME

Chiefs 26, Raiders 10

October 16, 2016 • O.co Coliseum • 54,211



KANSAS CITY.....	7	6	10	3	—	26
OAKLAND	7	3	0	0	—	10

OAK — A.Holmes 3 yd. pass from D.Carr (S.Janikowski kick) (7-46, 3:02)

KC — S.Ware 2 yd. run (C.Santos kick) (10-57, 5:27)

KC — J.Charles 4 yd. run (kick failed, wr) (6-58, 3:18)

OAK — S.Janikowski 46 yd. Field Goal (5-44, 0:25)

KC — D.Poe 1 yd. run (C.Santos kick) (7-75, 3:23)

KC — C.Santos 22 yd. Field Goal (5-32, 2:47)

KC — C.Santos 44 yd. Field Goal (11-52, 5:32)

Team Statistics	Chiefs	Raiders
First Downs	22	16
Total Net Yards	406	285
Rushes/Net Yards	40/183	17/64
Net Passing	223	221
Pass Attempts/Completions	23/19	34/22
Had Intercepted	0	1
Times Sacked/Yards	1/1	2/4
Punts/Average	3/40.7	3/53.0
Penalties/Yards	2/10	3/25
Fumbles/Lost	0/0	2/1
Possession Time	36:45	23:15

RUSHING

KC — S. Ware 24-131, TD; J. Charles 9-33, TD; C. West 3-19; D. Poe 1-1, TD; A. Smith 3-(-1).

OAK — D. Washington 10-49; D. Carr 3-8; J. Richard 4-7.

RECEIVING

KC — J. Maclin 3-49; T. Kelce 3-32; S. Ware 2-32; C. Conley 3-26; A. Wilson 1-26; T. Hill 2-20; J. Charles 2-14; D. Thomas 2-14; D. Harris 1-11.

OAK — A. Cooper 10-129; S. Roberts 3-29; C. Walford 2-25; M. Rivera 1-16; A. Holmes 2-11, TD; M. Crabtree 2-10; J. Richard 2-5.

PASSING

KC — A. Smith 22-19-224, 0 TDs, 0 INT; J. Maclin 1-0-(0), 0 TDs, 0 INT.

OAK — D. Carr 34-22-225, TD, 1 INT.

INTERCEPTIONS

KC — Marcus Peters 1.

OAK — None.

SACKS

KC — D. Ford 2.0.

ATL — K. Mack 1.0.

FIELD GOALS

KC — C. Santos 38WL (22) (44).

OAK — S. Janikowski 52WL (46).

CHIEFS VS. RAIDERS CONNECTIONS

Professional

• The General Managers of both the Raiders and Chiefs spent the majority of their careers in the front office with the Green Bay Packers. Raiders GM **Reggie McKenzie** was with the Packers from 1994-2011 in the Pro Personnel and Football Operations departments. Chiefs GM **John Dorsey** (1984-98, 2000-12) began as a player before transitioning into the scouting and Football Operations departments in Green Bay. Dorsey succeeded McKenzie as Packers' Director of Football Operations when McKenzie became the Raiders' General Manager in 2012.

• Additionally, Raiders Defensive Line Coach **Jethro Franklin** (2000-04) was the Defensive Line Coach with the Packers alongside Dorsey and numerous members of the Chiefs staff. Oakland Director of College Scouting **Shaun Herock** spent 11 seasons as the Packers' Assistant Director of College Scouting, when Dorsey was the Director of College Scouting from 2000-11. Kansas City LB **Frank Zombo** (2010-12) and Secondary/Cornerbacks Coach **Al Harris** were also in Green Bay at the time.

• Raiders Head Coach **Jack Del Rio** (2003-11) was the Head Coach of the Jacksonville Jaguars for nine seasons. While with the Jaguars, Del Rio and Raiders Tight Ends Coach **Bobby Johnson** (2012), Offensive Coordinator **Bill Musgrave** (2003-04) and Offensive Line Coach **Mike Tice** (2006-09) were with Chiefs Offensive Line Coach **Andy Heck** (2004-12). Heck primarily worked with the offensive line and spent his final seven seasons as Offensive Line Coach.

• Chiefs Special Projects Coach **Tommy Brasher** spent the 1990 season as the Defensive Line Coach with the Buccaneers while Raiders Defensive Assistant **Sam Anno** (1989-91) was a Linebacker in Tampa Bay. Anno went on to play for the San Diego Chargers (1992-93), where he was a teammate of Chiefs Running Backs Coach **Eric Bieniemy** (1991-94), while Bieniemy was a Running Back.

• Oakland Quarterbacks Coach **Todd Downing** (2001-05) began his career on the Minnesota Vikings coaching staff while **Emmitt Thomas** (2000-01) was the team's Defensive Coordinator.

• Chiefs Special Teams Coordinator **Dave Toub** (2004-12) held the same title with the Chicago Bears for nine seasons while Raiders Assistant Offensive Line Coach **Tim Holt** (2012) spent one season in the same position with the Bears.

• Kansas City FB **Anthony Sherman** (2011-12) teamed up alongside Oakland DT **Dan Williams** (2010-14) when the two played for the Arizona Cardinals.

• Raiders Offensive Coordinator **Bill Musgrave** (2006-10) was the Falcons Quarterbacks Coach for five seasons while Chiefs Defensive Backs Coach **Emmitt Thomas** (2002-09) served numerous positions in Atlanta, including Interim Head Coach in 2007 and Assistant Head Coach/Secondary from 2008-09.

• Raiders Running Backs Coach **Bernie Parmalee** (1999-00) spent his final NFL season as a running back for the Jets while Chiefs Defensive Coordinator **Bob Sutton** (2000-12) began his time in New York as the Jets' Linebackers Coach. Additionally, Sutton was with the Jets when Chiefs Assistant Linebackers Coach **Mark DeLeone** (2012) was a Defensive Assistant with the Jets while Raiders T **Austin Howard** (2011-13) played in New York for three seasons.

• Kansas City DB **Ron Parker** (2011) was with the Seattle Seahawks while Oakland Assistant Special Teams Coach **Tracy Smith** (2011) was a Coaching Assistant in Seattle.

- Chiefs QB **Alex Smith** (2005-12) was with the 49ers while Raiders Special Teams Coordinator **Brad Seely** (2011-14) was the Assistant Head Coach/ Special Teams Coordinator in San Francisco. Additionally, Smith and Raiders WR **Michael Crabtree** (2009-14) played for the 49ers together. From 2009-12, Smith completed 891 passes for 10,096 yards and 67 touchdowns.

- Kansas City RB **Spencer Ware** (2013) spent one season alongside Oakland LB **Malcolm Smith** (2011-14) when the two played for the Seattle Seahawks.

- Chiefs Defensive Backs Coach **Emmitt Thomas** (2000-01) was the Defensive Coordinator of the Minnesota Vikings while Raiders Offensive Line Coach **Mike Tice** (1996-05) spent part of his Vikings' career as Offensive Line/Assistant Head Coach as well as Interim Head Coach in 2001. Later in his career, Tice (2010-12) was with the Bears as Offensive Line Coach and Offensive Coordinator his final season when Chiefs Special Teams Coordinator **Dave Toub** (2004-12) was leading the Chicago Special Teams unit.

- Oakland Assistant Defensive Backs Coach **Rod Woodson** (1987-96) began his Hall of Fame career with the Pittsburgh Steelers while Chiefs Assistant Head Coach/Wide Receivers **David Culley** (1996-98) was the Wide Receivers Coach.

- Raiders S **Nate Allen** (2010-14) and T **Austin Howard** (2010) played for the Philadelphia Eagles when Chiefs Head Coach **Andy Reid** and multiple members of the Chiefs staff were a part of the Eagles organization from 1999 to 2012.

- Oakland LS **Jon Condo** (2005) played for the Cowboys when Chiefs Linebackers Coach **Gary Gibbs** (2002-05) served in the same role.

- Oakland T **Donald Penn** (2006) spent a single season in Minneapolis when Chiefs Running Backs Coach **Eric Bieniemy** (2006-10) served in the same role and Co-Offensive Coordinator **Brad Childress** (2006-10) was the Head Coach of the Vikings.

College

- Raiders Defensive Line Coach **Jethro Franklin** (2010) spent time at Temple while Chiefs Defensive Line Coach **Britt Reid** (2010-12) was a Student Assistant with the Owls.

- Oakland Running Backs Coach **Bernie Parmalee** spent the 2014 season at the University of Kansas as the Jayhawks' Quality Control-Offense/ Assistant Running Backs Coach.

- Chiefs OL **Zach Fulton** (2010-13) and Raiders TE **Mychal Rivera** (2010-12) played at Tennessee while Raiders Linebackers Coach **Sal Sunseri** (2012) was the Defensive Coordinator for the Volunteers.

- Chiefs RB **Spencer Ware** (2010-12) teamed up alongside Raiders G **Vadal Alexander** (2012-15) for one season when the two were teammates at LSU.

- Raiders DL **Denico Autry** (2012-13), G **Gabe Jackson** (2010-13) and Chiefs DL **Chris Jones** (2013-15) spent a season together at Mississippi State University.

- Kansas City LB **Dee Ford** (2009-13) teamed up alongside Oakland LB **Daren Bates** (2009-12) for four years when the two played at Auburn University.

- Kansas City LS **James Winchester** (2008-11) and Oakland DT **Stacy McGee** (2009-12) teamed up at the University of Oklahoma for three seasons.

- Oakland QB **Matt McGloin** (2009-12) played quarterback for Penn State while Chiefs TE **Ross Travis** was a member of the Nittany Lions' basketball team (2011-15).

- Kansas City OL **Jah Reid** (2006-10) blocked for Oakland RB **Latavius Murray** for three seasons when the two played at the University of Central Florida.

- Chiefs DB **Eric Berry** (2007-09) and Raiders DT **Dan Williams** played together at Tennessee for three seasons.

- Kansas City DL **Rakeem Nunez-Roches** (2012-14) teamed up alongside Oakland RB **Jalen Richard** (2012-15) for three seasons when the duo played at the University of Southern Mississippi.

Former Chiefs

- Raiders Head Coach **Jack Del Rio** (1987-88) spent two seasons as a Linebacker for the Chiefs. Del Rio started 17 games, recording 77 total tackles and 4.0 sacks.

- Oakland C **Rodney Hudson** (2011-14) saw action in 51 games with 35 starts during his time with the Chiefs.

- Raiders Running Backs Coach **Bernie Parmalee** (2010-12) was the Tight Ends Coach with the Chiefs for three seasons.

- Oakland LB **Tyrell Adams** (2015-16) bounced around the Chiefs practice squad several times throughout the 2015 season and was a member of the Chiefs 2016 training camp roster.

Former Raiders

- Chiefs DB **Ron Parker** played in three games for the Raiders during the 2011 season.

Hometown/Local

- Chiefs CB **Marcus Peters** is an Oakland, Calif., native. Peters led McClymonds High School in Oakland to the school's first undefeated season and was named MVP of the Oakland Athletic League as a senior.

- Raiders General Manager **Reggie McKenzie**, Director of Player Personnel **Joey Clinkscale** and Chiefs P **Dustin Colquitt** are all from Knoxville, Tenn.

- Oakland Strength and Conditioning Assistant **Wesley Miller** is a native of St. Joseph, Mo.

- Oakland CB **DJ Hayden** and Kansas City Linebackers Coach **Gary Gibbs** are natives of Houston, Texas.

- Oakland CB **Dexter McDonald** is a native of Kansas City, Mo. McDonald played at Rockhurst High School.

- Chiefs Defensive Line Coach **Britt Reid** and Raiders FB/RB **Jamize Olawale** were both born in San Francisco, Calif.

- Raiders Running Backs Coach **Bernie Parmalee** was at the University of Kansas in 2014 as an Offensive Quality Control/Assistant Running Backs Coach.

- Oakland LB **Ben Heeney** (2011-14) and CB **Dexter McDonald** both played for the Kansas Jayhawks during their collegiate careers.



2016 RED ZONE TAKEAWAYS

The Chiefs defense currently leads the NFL in red zone takeaways. In 41 red zone opportunities, Kansas City has forced seven turnovers.

Rk.	Team	Drives	Takeaways	%RZ Takeaways
1.	KC	41	7	17.1
2.	BAL	29	4	13.8
3t.	TB	35	3	8.6
	BUF	38	3	7.9
	PHI	40	3	7.5
	PIT	40	3	7.5
	NO	43	3	7.0
	OAK	49	3	6.1



PETERS CONTINUES TO SHINE

Coming off of a rookie campaign which garnered Defensive Rookie of the Year honors, Chiefs CB Marcus Peters has picked up right where he left off. The second-year corner ranks tied-second in the league with five interceptions through Week 13 of the 2016 season.

Rk.	Player	Team	G	Int.	Int. Yards	Avg.
1.	Casey Hayward	SD	12	7	102	14.6
2t.	Marcus Peters	KC	11	5	47	9.4
	Landon Collins	NYG	12	5	72	14.4
4t.	Xavier Rhodes	MIN	10	4	129	32.3
	Stephon Gilmore	BUF	12	4	104	26.0
	Richard Sherman	SEA	12	4	37	9.3

PETERS NO FLY ZONE - PASSES DEFENSED

CB Marcus Peters, now in his second year with the Chiefs, ranks among the NFL's best in defending the pass. Peters ranks first in the league in passes defended with 42 in the 2015-16 seasons.

NFL Statistics, 2015-16 NFL Passes Defended Leaders

Rk.	Player	G	PD	Int	TD
1.	Marcus Peters	27	42	13	2
2.	David Amerson	27	41	6	1
3t.	Ronald Darby	25	31	2	0
	Jonathan Joseph	28	31	1	0

ANTHONY SHERMAN ON A STREAK

Chiefs FB Anthony Sherman has been one of the most consistent players in the NFL. Sherman ranks tied for first among fullbacks in the NFL for consecutive games played.

NFL Leaders, Consecutive Games Played, Fullbacks

Rk.	Games	Player	Team
1t.	60	Anthony Sherman	Chiefs
		Kyle Juszczyk	Ravens
3.	59	Patrick DiMarco	Falcons
4.	57	John Kuhn	New Orleans

COLQUITT INSIDE THE 20

Dating back to 2005, Chiefs P Dustin Colquitt leads all NFL punters in pinning opponents inside the 20. His current mark of 380 stands as a Chiefs franchise record.

Rk.	Player	TM	Punts	Avg	In. 20	Net Avg.
1.	Dustin Colquitt	KC	950	44.9	380	39.6
2.	Donnie Jones	Phi	1,004	45.7	332	39.6
3.	Andy Lee	Car	951	46.8	318	40.0
4.	Shane Lechler	Hou	973	48.1	312	39.9
5.	Sam Koch	Bal	845	45.2	308	39.4

PETERS TAKES IT AWAY

Chiefs CB Marcus Peters leads the NFL in interceptions for the 2015-16 seasons, owning 13 total interceptions in 27 regular season games.

Peters recorded two INTs vs. the Jets, marking his second multi-interception game this season and third in his career.

NFL, 2015-16 NFL Interception Leaders

Rk.	Player	G	INT.	Yards	Avg.	Long	TD
1.	Marcus Peters	27	13	327	25.2	90t	2
2.	Reggie Nelson	28	11	174	15.8	40	0
3.	Kurt Coleman	26	9	109	12.1	36t	2
4t.	Trumaine Johnson	24	8	136	17.0	58t	1
	Marcus Williams	22	8	59	7.4	21	0

JEREMY MACLIN UNDER COACH REID

Andy Reid drafted Jeremy Maclin in the first round of the 2009 NFL Draft and Maclin excelled under Reid's tutelage. Below is a breakdown of Maclin's year-by-year performances under Coach Reid.

Year	Rec.	Yds.	Avg.	TD
2009	56	773	13.8	4
2010	70	964	13.8	10
2011	63	859	13.6	5
2012	69	857	12.4	7
2015	87	1,088	12.5	8
2016	30	376	12.5	2

Totals 375 4,917 13.1 36

MITCHELL SCHWARTZ ON A STREAK

Chiefs T Mitchell Schwartz ranks fourth among offensive tackles with 76 consecutive games started in his career. He has not missed a snap since entering the league.

NFL Leaders, Consecutive Games Started, Offensive Tackles

Rk.	Games	Player	Team
1.	157	Joe Thomas	CLE
2.	152	Donald Penn	TB/OAK
3.	92	Joe Staley	SF
4.	76	Mitchell Schwartz	CLE/KC



MACLIN IN THE RECORD BOOKS

In his first season in a Chiefs uniform, WR Jeremy Maclin had 87 receptions, setting a Chiefs record for single-season receptions by a wide receiver.

CHIEFS RECORD BOOK

MOST RECEPTIONS, SEASON, WIDE RECEIVER

1.	87	Jeremy Maclin	2015
2.	86	Dwayne Bowe	2008
3.	81	Dwayne Bowe	2011
4.	80	Carlos Carson	1983
5.	78	Derrick Alexander	2000

AMONG THE BEST IN CHIEFS HISTORY

In his first four seasons as head coach of the Chiefs, Andy Reid coached his team to a 40-20 record in the first games. His 66.7 winning percentage is the top mark in franchise history for any coach in his first four seasons leading the club. Marty Schottenheimer is second on that list, leading his Chiefs teams to a 37-22-1 (61.6%) record in his first four seasons.

Most Regular Season Wins, First 4 Years with Team

Rk.	Name	Yr. 1	Yr. 2	Yr. 3	Yr. 4	Tot. Rec.	Win %
1.	Andy Reid	11-5	9-7	11-5	9-3	40-20	66.7%
2.	Marty Schottenheimer	8-7-1	11-5	10-6	8-4	37-22-1	61.6%
3.	Hank Stram	8-6	6-8	11-3	3-7-2	28-24-2	51.9%
4.	Dick Vermeil	6-10	8-8	13-3	4-8	31-29	51.7%
5.	John Mackovic	6-10	8-8	6-10	7-5	27-33	45.0%

In Reid's 60 total games with the Chiefs, he has registered a 21-8 (72.4%) record at home and a 19-12 (61.3%) record on the road.



2016 POINTS OFF TURNOVERS

Through Week 13, the Chiefs have scored 79 of their 281 total points (28.1%) off turnovers, which ranks second in the league.

2016 NFL Team Leaders, Takeaway Points

Rk.	Team	Takeaways	Takeaway Points	Total Points	% of Points off Takaway
1.	DEN	23	103	286	36.0
2.	KC	25	79	281	28.1
3.	ARI	20	78	276	28.3
4.	CAR	17	75	283	26.5
5.	TB	22	71	277	25.6

RACKING UP THE POINTS

Since Andy Reid was named Head Coach in 2013, the Chiefs have had at least four games each season where they've scored 30 or more points. The last time the Chiefs scored 30 or more points in five or more games in a single season was in 2015 when the Chiefs had five 30+ point games. This year, KC has three games of 30 or more points.

Most 30-Point Games, Season

Rk.	Games	Seasons
1.	8	1966, 2002, 2004
2.	7	1999, 2003
3.	6	1960, 1967, 2010
4.	5	1962, 1965, 1968, 1983, 1994, 2005, 2006, 2015
5.	4	1961, 1963, 1969, 1980, 1984, 1985, 1990, 1997,

HE WINS AT HOME AND ON THE ROAD

No matter where his team is playing, home or away, Chiefs Head Coach Andy Reid is consistent. Through 18 seasons and 284 games, Coach Reid has a nearly identical record on the road as he does at home.

Home Record
86-55 (.610)

Road Record
84-58-1 (.588)

Total
170-113-1 (.600)

PROTECTING THE FOOTBALL UNDER REID

Dating back to Chiefs Head Coach Andy Reid's arrival in 2013, the Kansas City offense has remained among the NFL's top-five teams when it comes to protecting the football. The Chiefs have just 61 turnovers in that span, trailing only New England (55) and Seattle (59).

Rk.	Team	G	TOs
1.	NE	60	55
2.	SEA	60	59
3.	KC	60	61
4.	GB	60	72
5t.	BUF	60	77
	SF	60	77

CHIEFS TAKEAWAYS UNDER REID

Dating back to 2013, when Chiefs Head Coach Andy Reid arrived in Kansas City, the Chiefs defense ranks first in the AFC and third in the NFL when it comes to forcing opponent turnovers, tallying 104 total takeaways.

Rk.	Team	G	TOs
1.	CAR	60	112
2.	AZ	60	108
3.	KC	60	104
4.	PHI	60	103
5t.	CIN	60	102
	SEA	60	102

HILL CONTINUES TO SHINE

Rookie WR Tyreek Hill has five receiving touchdowns in 12 games. Below is a look at the Chiefs rookie record book for receiving TDs.

Rk.	Player	TD	Season
1t.	Fred Arbanas	6	1962
	Stephone Paige	6	1983
3t.	Tyreek Hill	5	2016
	Chris Burford	5	1960
	Otis Taylor	5	1965
	Bill Jones	5	1990
	Tim Barnett	5	1991
	Dwayne Bowe	5	2007

Hill has found a knack for returning punts early in his career. Through 12 games, the newcomer leads the NFL in punt return yards with 374 total yards.

Rk.	Player	Team	Ret.	Yards	Avg.
1.	Tyreek Hill	KC	25	374	15.0
2.	Jalen Richard	OAK	28	267	9.5
3.	Jamison Crowder	WAS	17	261	15.4
4.	Tavon Austin	LA	29	260	9.0
5.	Marcus Sherels	MIN	17	227	13.4

• According to ESPN Stats & Info, Hill became the first player with a rushing TD, receiving TD and kick return TD in a single game since Gale Sayers (1965 Bears against Vikings) with his performance against the Denver Broncos on Nov. 27, 2016.

• According to the National Football League, during Hill's kickoff return touchdown vs. Denver on Nov. 27, Hill reached a maximum speed of 22.77 miles per hour on his TD run, the fastest by a ball carrier in the NFL this season.



MISC. NOTES

SACKS SINCE 2013

Since 2013, Defensive Coordinator Bob Sutton's unit ranks second in the AFC and third in the NFL for most sacks with 166.0 QB takedowns.

Rk.	Team	Sacks
1.	Carolina Panthers	178.0
2.	Denver Broncos	170.0
3.	Kansas City Chiefs	166.0
4.	Buffalo Bills	165.0
5.	New England Patriots	163.0

PASSES DEFENSED

Since 2013, the club ranks tied for second in the NFL for most passes defended with 342. The Chiefs are one of only seven teams to have more than 300 passes defended in the past four seasons.

Rk.	Team	PD
1.	Cincinnati Bengals	344
2t.	Kansas City Chiefs	342
	Denver Broncos	342
4.	New York Giants	320
5.	Philadelphia Eagles	319



FEWEST YARDS PER PASS ATTEMPT ALLOWED

In the past four seasons, the Chiefs have allowed just under seven yards per pass attempt. They rank seventh in the NFL and fifth in the AFC.

Rk.	YPA	Team
1.	6.32	Denver Broncos
2.	6.40	Seattle Seahawks
3.	6.49	Cincinnati Bengals
4.	6.75	Houston Texans
5.	6.78	Buffalo Bills
6.	6.87	Carolina Panthers
7.	6.89	Kansas City Chiefs

OPPONENT COMPLETION PERCENTAGE

Dating back to 2013, Kansas City's pass defense is allowing opposing quarterbacks to complete just 58.18 percent of passes, ranking 2nd in the NFL.

Rk.	Comp. %	Team
1.	58.18	Buffalo Bills
2.	58.34	Kansas City Chiefs
3.	59.28	Denver Broncos
4.	59.55	New England Patriots
5.	59.62	Houston Texans

INTS SINCE 2013

The Chiefs rank third in the AFC and sixth in the NFL with 63 interceptions since 2013.

Rk.	INTs	Team
1.	75	Cincinnati Bengals
2.	70	Carolina Panthers
3.	68	Arizona Cardinals
4.	67	Buffalo Bills
5.	66	Seattle Seahawks
6.	63	Kansas City Chiefs

POINTS PER GAME ALLOWED

Dating back to 2013, Kansas City's defense ranks second in the NFL in allowing opposing teams to score just 18.6 points per game.

Rk.	Team	PPG
1.	Seattle Seahawks	15.9
2.	Kansas City Chiefs	18.6
3.	New England Patriots	19.6
4t.	Arizona Cardinals	19.8
	Cincinnati Bengals	19.8

RUSHING TOUCHDOWNS ALLOWED

In the past four seasons, the Chiefs have allowed a league-low 26 rushing touchdowns.

Rk.	Team	Rushing TDs Allowed
1.	Kansas City Chiefs	26
2t.	Baltimore Ravens	29
	New York Jets	29
4t.	New England Patriots	31
	Seattle Seahawks	31



OPPONENT PASSER RATING

Since 2013, the Chiefs are holding opposing teams to an 81.6 passer rating, placing them fourth in the AFC and sixth in the NFL.

Rk.	Passer Rtg	Team
1.	75.2	Seattle Seahawks
2.	78.5	Cincinnati Bengals
3.	79.4	Denver Broncos
4.	79.7	Buffalo Bills
5.	81.3	Arizona Cardinals
6.	81.6	Kansas City Chiefs

COACH REID HITS MILESTONE 300 GAMES

Chiefs Head Coach Andy Reid coached his 300th career game, regular season and postseason combined, on Sunday, Oct. 23 against the Saints at Arrowhead Stadium. The Chiefs won 27-21. There have been more than 400 head coaches in NFL history and only 14 of them have had the longevity to reach the 300+ mark. Below is the all-time list of NFL head coaches to reach that milestone. Reid has won 181 of his 306 games (tied once) thus far (.591).

Head Coaches in NFL to Reach 300+ Games

Bill Belichick
Tom Coughlin
Jeff Fisher
George Halas
Chuck Knox
Curly Lambeau
Tom Landry
Chuck Noll
Bill Parcells
Dan Reeves
Marty Schottenheimer
Mike Shanahan
Don Shula
Andy Reid

Reid is the third active head coach to join this list behind Belichick and Fisher. Of the 14 head coaches above, six are in the Pro Football Hall of Fame (Halas, Lambeau, Landry, Noll, Parcells and Shula).

PRECISION PASSING STREAK

Alex Smith's streak without an interception began in the third quarter of Week Three at Green Bay in 2015 and ended in the second quarter of Week 14 vs. San Diego. Smith's 312 attempts without an INT were 136 more than the next closest quarterback in 2015.

NFL Leaders (2015)

Consecutive Pass Attempts Without an Interception

Rk.	QB	Att.	Time Span
1.	Alex Smith	312	Sept. 28-Dec. 13
2.	Tom Brady	176	Sept. 10-Oct. 18
3.	Russell Wilson	168	Nov. 15 - Dec. 27
4.	Eli Manning	142	Sept. 13-Oct. 4
5.	Colin Kaepernick	135	Oct. 4-Present

In addition to Smith ranking first in the NFL last season, Smith's 312 attempts are 79 more than the second-most in Chiefs history.

Chiefs Record Book

Consecutive Pass Attempts Without an Interception

Rk.	QB	Att.	Year
1.	Alex Smith	312	2015
2.	Steve DeBerg	233	1990
3.	Rich Gannon	202	1997-98
4.	Matt Cassel	162	2010
5.	Tyler Thigpen	161	2008
6.	Trent Green	159	2005

Smith's 312 consecutive pass attempts without an interception ranks second in NFL history.

NFL Record Book,

Consecutive Pass Attempts Without an Interception

Rk.	QB	Att.	Year
1.	Tom Brady	358	2010-11
2.	Alex Smith	312	2015
2.	Bernie Kosar	308	1990-91
4.	Bart Starr	294	1964-65
5.	Jeff George	279	1993-94

2016 DRAFT ADDITIONS

DL Chris Jones was selected by Kansas City with the 37th overall pick in the 2016 NFL Draft. Jones saw time in his 12th NFL game, and seventh career start against the Atlanta Falcons, where he picked up two quarterback hurries, with 17 tackles on the season. The former Mississippi State defensive lineman played in 39 games (19 starts), where he totaled 102 tackles, including 18 tackles for loss and 8.5 sacks over his three-year playing career. Jones was named Second-Team All-American by Pro Football Focus in 2015.

OL Parker Ehinger adds versatility to the interior of the Kansas City Chiefs offensive line unit as he saw his fourth career NFL start against the Colts with a 30-14 victory. Ehinger helped edge the Kansas City Chiefs offense to a total of 422 net yards. Ehinger has been placed on IR.

DB Eric Murray and CB D.J. White both have stepped up in their first year as NFL rookies. Murray picked up one fumble recovery against the Jets this season, while White has compiled a total of 11 tackles, three passes deflected and one interception on the season.

WR Demarcus Robinson a fourth round, third pick from the University of Florida saw action in special teams versus the Falcons for his 12th NFL career game. In Robinson's time at Florida, he played in 33 games (20 starts), catching 106 passes for 1,355 yards (12.8 avg.) and posting nine touchdowns.

WR Tyreek Hill registered his 12th NFL career appearance and first NFL start in the 2016 season on Sunday versus the Falcons. Hill continued his hot play by producing 53 receiving yards on five receptions and 19 rushing yards on two carries. His five receptions gave him 50 receptions for the season, moving him into third place for most receptions by a rookie in a single season in franchise history.

LB Dadi Nicolas a 6-3, 233 pound, sixth round pick from Virginia Tech played in his seventh NFL career game against the Panthers. In his college career, Nicolas played in all 49 games (26 starts). Nicolas totaled 166 tackles (87 solo), including 36 tackles for loss, 17.5 sacks, two forced fumbles and three fumble recoveries as a Hokie while being honored as a All-ACC Third Team selection in the 2015 season.

Round	Pick	Overall	Player
2	6	37	Jones
4	7	105	Ehinger
4	8	106	Murray
4	28	126	Robinson
5	28	165	Hill
6	3	178	White
6	28	203	Nicolas



FORD JOINS NFL SACK LEADERS

With a career-high 10.0 sacks (-52.5 yards) this season, LB Dee Ford is tied for third in the NFL for total sacks.

NFL LEADERS

SACKS, 2016 SEASON

Rk.	Player	G	S	Team
1.	Von Miller	12	12.5	DEN
2.	Vic Beasley Jr.	12	10.5	ATL
3t.	Dee Ford	11	10	KC
	Lorenzo Alexander	12	10	BUF
	Cliff Avril	12	10	SEA
	Ryan Kerrigan	12	10	WAS
	Khalil Mack	12	10	OAK

MISC. NOTES

CHIEFS DEFENSIVE RANKINGS

Kansas City's defense has established itself as one of the National Football League's top units over the past few seasons. Below is a look at the categories the Chiefs rank inside the top 10 this 2016 season.

Category	NFL Rank	Value
1st and Goal Inside 5 Takeaways	1st	3 takeaways
Fumble Recoveries	T-1st	11 recoveries
Fumble Returns of 20+ Yards	T-1st	2 returns
Goal-to-Go Takeaways	1st	4 takeaways
Opp. Passing Inside the 30	4th	85.2 rating
Interception Returns of 20+ Yards	3rd	5 returns
Miscellaneous Touchdowns Allowed	T-1st	0 touchdowns
Opp. Field Goal Percentage	5th	78.3%
Opp. Avg. Starting Field Position	6th	26.4 yard line
Opp. Avg. Starting Field Position-Away	7th	26.2 yard line
Opp. Punt Returns of 20+ Yards	T-1st	0 returns
Opp. Yards per Play inside the 30	5th	3.17 yards
Opp. Yards per Play in the Red Zone	6th	2.32 yards
Opp. 1st and Goal Inside 5 TD Eff.	6th	68.8%
Opp. Scoring Inside the 30 Efficiency	6th	42.9%
Opp. Yards After Catch	9th	1,186 yards
Opp. Red Zone Scoring Efficiency	6th	48.8%
Opp. Rushing Plays of 20+ Yards	T-6th	5 rushes
Opp. Rushing Plays of 50+ Yards	T-1st	0 rushes
Opp. Scoring Outside the Red Zone	T-9th	65 points
Opp. Avg. Gain on 1st Down	9th	5.22 yards
Opp. Kickoff Touchback Percentage	1st	42.9%
Opp. Punt Return Average	3rd	5.1 yards
Opp. Turnover Pct. on Drive <4 Plays	7th	6.6%
Opp. Total Points Scored	9th	242 points
Opp. Scoring Efficiency	9th	33.1%
Opp. Passer Rating	8th	87.6 rating
Passing Defense on 1st Down	6th	81.2 rating
Opp. Red Zone Successful Plays	4th	37.1%
Red Zone Takeaways	1st	7 takeaways
Opp. Drives Starting Inside Own 20	T-9th	34 drives
Takeaway Points Scored	2nd	79 points
Takeaways	1st	25 takeaways
Total Points Allowed	9th	242 points
Total Points Allowed (Last 8 Games)	6th	150 points

CHIEFS OFFENSIVE RANKINGS

Kansas City's offense ranks in the top 10 in a number of categories so far in the 2016 season. Below is a snapshot of the categories the Chiefs are ranked inside the top 10 of the league this year.

Category	NFL Rank	Value
3rd and 4th and 1 Conversions	2nd	81.0%
3rd and 1 Conversions	3rd	81.3%
4th Down Conversions	3rd	81.8%
4th and 1 Conversions	9th	80.0%
4th and 6+ Conversions	T-1st	100.0%
4th and <4 Conversions	T-10th	75.0%
Passer Rating in Blitz Situations	4th	108.01 rating
Field Goal Percentage	9th	89.3%
Avg. Starting Field Position	9th	29.3 yard line
Avg. Starting Field Position-Away	10th	29.6 yard line
Total Giveaways	9th	11 giveaways
Kickoff Return Average	9th	24.1 yards
Kickoff Returns of 20+ Yards	2nd	71.9%
Miscellaneous Touchdowns Scored	T-1st	6 touchdowns
Yards After Catch	10th	1,442 yards
Punt Return Avg.	3rd	14.4 yards
Punt Returns of 20+ Yards	1st	6 returns
Turnover Pct. on Drives <4 Plays	T-4th	2.3%
Rushing Avg. on Second Down	7th	4.84 yards
Scoring Differential	9th	+39 points
Points Scored at the End of Half	T-5th	55 points
Drives Starting Inside Opp.'s 50	T-6th	16 drives
Takeaway Totals	1st	25 takeaways
Turnover Differential	1st	+14
Two-Minute Offense Points	7th	20 points
Two-Point Conversion Percentage	T-1st	100.0%



HEAD COACH ANDY REID NOTES



REID CAREER HIGHLIGHTS

- Career record of 170-113-1 in the regular season, as well as an 11-11 postseason record. Reid's 181 combined wins rank 12th in NFL history. Reid ranks second among active coaches in regular season and postseason wins. He has defeated all 32 NFL teams as a head coach.
- His 31 wins in his first three seasons with Kansas City are more than any other head coach in franchise history in their initial three seasons. Reid guided Kansas City to its first playoff win in 22 years in 2015. The club finished 11-5 after a 1-5 start, the greatest turnaround in a single season.
- The 2013 Chiefs, led by Head Coach Andy Reid, orchestrated the greatest single-season turnaround in franchise history after an 11-5 finish. In 2012, the team finished 2-14, a +9 turnaround in his first season with the club.
- During Reid's 14 seasons in Philadelphia, his teams made the postseason nine times, which ranked third in the NFL behind Indianapolis' 12 and New England's 10.
- Including his time as an assistant coach, Reid's teams have now made 17 playoff appearances, as well as three Super Bowl appearances after playing in a combined eight NFC Championships. Reid's .600 regular season winning percentage ranks 14th all-time among coaches with at least 200 games.
- Among active coaches, Reid is one of seven coaches with 100 career regular season and postseason wins. In 2008, Reid became the 37th coach to win 100 games and the 22nd to complete the task with one franchise.
- Has three career Super Bowl appearances and won Super Bowl XXXI as an assistant in Green Bay. Reid owns three NFC titles and nine division titles in his career dating back to his days as an assistant.
- Mentored Hall of Fame quarterback Brett Favre while with the Packers along with QB Donovan McNabb with the Eagles.

REID VIA THE NFL DRAFT - HIS 1ST ROUND PICKS

Chiefs Head Coach Andy Reid has had 15 first-round selections as a head coach in the NFL. Prior to 2013, Reid's team selected as high as second overall (1999) and as late as 31st overall (2005). Of the 15 players selected, there were six offensive players selected and nine defensive players taken. The Eagles selected four defensive tackles, two defensive ends, two wide receivers, two offensive linemen (one tackle, one guard), one quarterback and one cornerback. With the Chiefs, his first-round pick went to an offensive lineman in 2013, a linebacker in 2014 and a cornerback in 2015.

Yr.	No. (Overall)	Selection (School)
1999	2	QB Donovan McNabb (Syracuse)
2000	6	DT Corey Simon (Florida State)
2001	25	WR Freddie Mitchell (UCLA)
2002	26	CB Lito Sheppard (Florida)
2003	15	DE Jerome McDougle (Miami)
2004	16	T Shawn Andrews (Arkansas)
2005	31	DT Mike Patterson (Southern California)
2006	14	DT Brodrick Bunkley (Florida State)
2007	--	No First-Round Selection
2008	--	No First-Round Selection
2009	19	WR Jeremy Maclin (Missouri)
2010	13	DE Brandon Graham (Michigan)
2011	21	G Danny Watkins (Baylor)
2012	12	DT Fletcher Cox (Mississippi State)
2013 (KC)	1	T Eric Fisher (Central Michigan)
2014	23	LB Dee Ford (Auburn)
2015	18	CB Marcus Peters (Washington)
2016	--	No First-Round Selection

REID'S COACHING TREE

Throughout his time in Philadelphia, Andy Reid constructed quality coaching staffs to assist him. A number of those assistants have since gone on to coordinator or head coaching responsibilities for other NFL franchises. Below is a list of notable coaches who have come from Andy Reid's Philadelphia staffs:

Coach	Team	Years	Position
John Harbaugh	BAL	2008-present	Head Coach
Ron Rivera	CAR	2011-present	Head Coach
Leslie Frazier	BAL	2016-present	DB Coach/Form. MIN HC
Steve Spagnuolo	NYG	2015-present	DC/Form. STL HC
Pat Shurmur	MIN	2016-present	TE Coach/Form. CLE HC
Brad Childress	KC	2013-present	Co-OC/Form. MIN HC
Todd Bowles	NYJ	2015-present	Head Coach
Doug Pederson	PHI	Hired in 2016	Head Coach



ANDY REID'S COACHING RECORD

Year	Reg. Season	Pct.	Postseason	Overall	Result
1999	5-11	.313	0-0	5-11	5th in NFC East
2000	11-5	.688	1-1	12-6	2nd in NFC East; reached divisional playoffs
2001	11-5	.688	2-1	13-6	1st in NFC East; reached NFC Championship Game
2002	12-4	.750	1-1	13-5	1st in NFC East; reached NFC Championship Game
2003	12-4	.750	1-1	13-5	1st in NFC East; reached NFC Championship Game
2004	13-3	.813	2-1	15-4	1st in NFC East; reached Super Bowl XXXIX
2005	6-10	.375	0-0	6-10	4th in NFC East
2006	10-6	.625	1-1	11-7	1st in NFC East; reached divisional playoffs
2007	8-8	.500	0-0	8-8	4th in NFC East
2008	9-6-1	.594	2-1	11-7-1	2nd in NFC East; reached NFC Championship Game
2009	11-5	.688	0-1	11-6	2nd in NFC East; reached wild card round
2010	10-6	.625	0-1	10-7	1st in NFC East; reached wild card round
2011	8-8	.500	0-0	8-8	2nd in NFC East
2012	4-12	.250	0-0	4-12	4th in NFC East
2013	11-5	.688	0-1	11-6	2nd in AFC West; reached wild card round
2014	9-7	.563	0-0	9-7	2nd in AFC West
2015	11-5	.688	1-1	12-6	2nd in AFC West; reached divisional playoffs
2016	9-3	.750	0-0	9-3	TBD
TOTALS	170-113-1	.600	11-11	181-124-1	11 Playoff Berths, 6 Div. Titles, 1 NFC Title

REID AS A HEAD COACH VS. THE NFL

Below is Chiefs Head Coach Andy Reid's record against the NFL as a head coach. He is 170-113-1 in the regular season, as well as 11-11 in the post-season. Reid has 181 total career wins as a head coach.

<u>Opponent</u>	<u>Reg. Season</u>	<u>Postseason</u>	<u>Total</u>
vs. Denver Broncos	3-6	0-0	3-6
vs. Kansas City Chiefs	3-0	0-0	3-0
vs. Oakland Raiders	7-3	0-0	7-3
vs. San Diego Chargers	7-3	0-0	7-3
vs. AFC West	20-12	0-0	20-12
vs. Baltimore Ravens	3-1	0-0	3-1
vs. Cincinnati Bengals	1-3-1	0-0	1-3-1
vs. Cleveland Browns	6-0	0-0	6-0
vs. Pittsburgh Steelers	3-4	0-0	3-4
vs. AFC North	13-8-1	0-0	13-8-1
vs. Houston Texans	5-1	1-0	6-1
vs. Indianapolis Colts	2-4	0-1	2-5
vs. Jacksonville Jaguars	3-2	0-0	3-2
vs. Tennessee Titans	1-5	0-0	1-5
vs. AFC South	11-12	1-1	12-13
vs. Buffalo Bills	5-2	0-0	5-2
vs. Miami Dolphins	4-1	0-0	4-1
vs. New England Patriots	2-3	0-2	2-5
vs. New York Jets	5-0	0-0	5-0
vs. AFC East	16-6	0-2	16-8
vs. Dallas Cowboys	18-11	0-1	18-12
vs. New York Giants	16-13	2-1	18-14
vs. Washington Redskins	18-11	0-0	18-11
vs. Philadelphia Eagles	1-0	0-0	1-0
vs. NFC East	53-35	2-2	55-37
vs. Arizona Cardinals	5-7	0-1	5-8
vs. San Francisco 49ers	6-4	0-0	6-4
vs. Seattle Seahawks	4-3	0-0	4-3
vs. St. Louis Rams	6-2	0-1	6-3
vs. NFC West	21-16	0-2	21-18
vs. Atlanta Falcons	7-3	2-0	9-3
vs. Carolina Panthers	5-2	0-1	5-3
vs. Tampa Bay Buccaneers	4-4	2-1	6-5
vs. New Orleans Saints	4-3	0-1	4-4
vs. NFC South	20-12	4-3	24-15
vs. Chicago Bears	5-5	1-0	6-5
vs. Detroit Lions	4-1	0-0	4-1
vs. Green Bay Packers	4-4	1-1	5-5
vs. Minnesota Vikings	3-2	2-0	5-2
vs. NFC North	16-12	4-1	20-13

MOST OVERALL WINS; ACTIVE NFL HEAD COACHES

Andy Reid is one of seven active NFL head coaches with over 100 victories. He has 181 overall wins and is one of three active coaches with 10 or more postseason victories.

<u>Rk.</u>	<u>Coach</u>	<u>Reg.</u>	<u>Post</u>	<u>Total</u>
1.	Bill Belichick, NE/CLE	233	23	256
2.	Andy Reid, KC/PHI	170	11	181
3.	Jeff Fisher, STL/TEN/LA	173	5	178
4.	John Fox, CHI/DEN/CAR	128	8	136
5.	Mike McCarthy, GB	110	8	118
6.	Marvin Lewis, CIN	116	0	116
7.	Pete Carroll, SEA	101	9	110

Reid defeated the Tennessee Titans in 2013, giving him wins against all 32 NFL teams. He became only the fifth head coach in NFL history to accomplish that feat. Below is a look at all the coaches who have done it.

Bill Belichick (NE)	Bill Parcells (Retired)
Tony Dungy (Retired)	Andy Reid (KC)
Mike Shanahan (No Current Team)	John Fox (CHI)

MOST NFL WINS AS HEAD COACH

<u>Rk.</u>	<u>Head Coach</u>	<u>Win Total</u>
1.	Don Shula	347
2.	George Halas	324
3.	Tom Landry	270
4.	Bill Belichick	256
5.	Curly Lambeau	229
6.	Chuck Noll	209
7.	Marty Schottenheimer	205
8.	Dan Reeves	201
9.	Chuck Knox	193
10.	Bill Parcells	183
11.	Tom Coughlin	182
12.	Andy Reid	181
13t.	Jeff Fisher	178
15.	Mike Shanahan	178
16.	Mike Holmgren	174
17.	Joe Gibbs	171
18.	Paul Brown	170
19.	Bud Grant	168
20.	Bill Cowher	161
21.	Steve Owen	153
22.	Marv Levy	154
23t.	John Fox	136
	Hank Stram	136
25.	Weeb Ewbank	134

- Playoffs Included

* Bold Denotes Active NFL Coaches



REID'S HEAD COACHING CAREER WHEN...

- Scoring on opening drive: 74-22
- Scoring first: 108-34
- Leading at half: 136-27
- Leading after three quarters: 134-26
- Winning time of possession: 107-32-1
- Winning turnover battle: 102-22
- Out-rushing opponent: 104-43-1
- Out-passing opponent: 99-45-1
- Out-gaining opponent: 115-38-1
- 40%+ 3rd down conversions: 84-34
- 50%+ 3rd down conversions: 48-11
- Not throwing an INT: 92-38
- Having a 300-yard passer: 32-16-1
- Having a 100+ yard rusher: 49-18
- Having a 100+ yard receiver: 55-23
- Having two 100+ yard receivers: 8-1
- Having no turnovers: 48-17
- Scoring 20+ points: 138-41
- Scoring 30+ points: 72-5
- Rushing for 150+ yards: 52-14
- Having 20+ first downs: 95-42
- Not allowing a sack: 17-9
- Allowing two or fewer sacks: 104-50-1
- Recording 2+ INTs: 66-16
- Recording 3+ turnovers: 67-11
- Opp. less than 40% on 3rd down: 127-47-1
- Opp. less than 30% on 3rd down: 85-15-1
- Scoring a defensive TD: 42-9
- Recording 3+ sacks: 98-29-1
- Recording 5+ sacks: 40-5-1
- Allowing 17 or fewer points: 120-22-1
- Not allowing a 100-yard rusher: 136-80-1
- Not allowing a 100-yard receiver: 115-78
- Not allowing a 300-yard passer: 152-89-1
- Not allowing a rushing TD: 118-42-1
- Not allowing a passing TD: 51-16
- Not allowing an offensive TD: 32-3
- Having a KR or PR TD: 13-5

CHIEFS GENERAL MANAGER JOHN DORSEY NOTES



DORSEY'S CAREER QUICK HITS

- John Dorsey was named the sixth general manager in Kansas City Chiefs history on January 14, 2013. Dorsey is in his fourth season as an NFL general manager and his 26th year as a player personnel member.
- Most recently served as Director of Football Operations for the Green Bay Packers (2012). Before being promoted to that post, Dorsey served 12 years as the Packers' Director of College Scouting (2000-11).
- A player for the Packers during the 1980s, Dorsey oversaw the college portion of Green Bay's scouting operations and was also actively involved in the area of pro personnel throughout his tenure.
- It was during his time as a college scout and eventually as Director of College Scouting that Dorsey began his association with Chiefs Head Coach Andy Reid, who served as the Packers tight ends/assistant offensive line coach (1992-96) and quarterbacks coach (1997-98).
- Worked alongside multiple Green Bay Packers General Managers including Ron Wolf and Ted Thompson.
- In his first three seasons with the Chiefs, he and Head Coach Andy Reid won 31 games. They orchestrated the greatest single-season turnaround in franchise history in 2013 with an 11-5 record. The club finished just 2-14 the previous year, a +9 turnaround. In 2015, his crew won 10 consecutive games to finish 11-5 and reach the playoffs. The Chiefs won their first playoff game in 22 years.
- Has two Super Bowl rings, three NFC Championships and helped earn 10 division titles over his career.

JOHN DORSEY'S TRACK RECORD

Kansas City Chiefs General Manager John Dorsey is no stranger to success. With the assistance of Packers personnel members including Ted Thompson and Ron Wolf, Dorsey was part of a team that brought in the following success stories in the NFL.

Player	Drafted	Of Note
Aaron Rodgers	2005	Super Bowl XLV MVP
A.J. Hawk	2006	600+ Tackles in 10 Seasons
Greg Jennings	2006	Top 100 Players of 2012
B.J. Raji	2009	2011 Pro Bowler
Clay Matthews	2009	Five-time Pro Bowler
Jordy Nelson	2008	Super Bowl XLV Champion
Terrell Buckley	1992	Recorded 50 career INTs
Robert Brooks	1992	1997 NFL Comeback POY
Edgar Bennett	1992	Super Bowl XXXI Champion
Mark Chmura	1992	Three-time Pro Bowler
Mark Brunell	1993	NFL Passing Yards Leader ('96)
Antonio Freeman	1995	All-Pro Selection in 1998
Vonnie Holliday	1998	NFL All-Rookie Selection ('98)
Matt Hasselbeck	1998	Seahawks All-Time passing leader

In his fourth year with the Chiefs, Dorsey has already accomplished a number of impressive feats. Below is a brief look at some notable moves:

Dustin Colquitt	Signed contract extension
Alex Smith	Traded from SF & renegotiated contract
Eric Fisher	Drafted No. 1 Overall/Extension
Travis Kelce	Drafted in 3rd Rd./Extension
Ron Parker	Claimed off waivers/Signed extension
Jamaal Charles	Contract renegotiated
Jeremy Maclin	Signed as FA
Justin Houston	Signed Contract
Mitchell Schwartz	Signed as FA
Tamba Hali	Signed Contract Extension
Derrick Johnson	Signed Contract Extension

JOHN DORSEY'S HARDWARE



Super Bowls



Conference Titles



Division Titles

DORSEY'S NFL RECORD AS PERSONNEL MEMBER

Year	Reg. Season	Pct.	Playoffs	Overall	Result
1991 (GB)	4-12	.250	0-0	4-12	4th in NFC Central
1992	9-7	.563	0-0	9-7	2nd in NFC Central
1993	9-7	.563	1-1	10-8	3rd in NFC Central; Reached Divisional Playoffs
1994	9-7	.563	1-1	10-8	2nd in NFC Central; Reached Divisional Playoffs
1995	11-5	.688	2-1	13-6	1st in NFC Central; Reached NFC Championship
1996	13-3	.813	3-0	16-3	1st in NFC Central; Won Super Bowl XXXI
1997	13-3	.813	2-1	15-4	1st in NFC Central; Reached Super Bowl XXXII
1998	11-5	.688	0-1	11-6	2nd in NFC Central; Reached Wild Card Playoffs
1999 (SEA)	9-7	.563	0-1	9-8	1st in AFC West; Reached Wild Card Playoffs
2000 (GB)	9-7	.563	0-0	9-7	3rd in NFC Central
2001	12-4	.750	1-1	13-5	2nd in NFC Central; Reached Divisional Playoffs
2002	12-4	.750	0-1	12-5	1st in NFC North; Reached Wild Card Playoffs
2003	10-6	.625	1-1	11-7	1st in NFC North; Reached Divisional Playoffs
2004	10-6	.625	0-1	10-7	1st in NFC North; Reached Wild Card Playoffs
2005	4-12	.250	0-0	4-12	4th in NFC North
2006	8-8	.500	0-0	8-8	2nd in NFC North
2007	13-3	.813	1-1	14-4	1st in NFC North; Reached NFC Championship
2008	6-10	.375	0-0	6-10	3rd in NFC North
2009	11-5	.688	0-1	11-6	2nd in NFC North; Reached Wild Card Playoffs
2010	10-6	.625	4-0	14-6	2nd in NFC North; Won Super Bowl XLV
2011	15-1	.938	0-1	15-2	1st in NFC North; Reached Divisional Playoffs
2012	11-5	.688	1-1	12-6	1st in NFC North; Reached Divisional Playoffs
2013 (KC)	11-5	.688	0-1	11-6	2nd in AFC West; Reached Wild Card Playoffs
2014	9-7	.563	0-0	9-7	2nd in AFC West
2015	11-5	.688	1-1	12-6	2nd in AFC West; Reached Divisional Playoffs
2016	9-3	.750	0-0	9-3	TBD
TOTALS	259-153	.629	18-16	277-169	18 Playoff Berths, 10 Div. Titles, 3 NFC Titles, 2 SB Titles

CHIEFS QUARTERBACK ALEX SMITH



SMITH HAS HISTORY OF PROTECTING FOOTBALL

Since 2010, Chiefs QB Alex Smith has thrown the fourth fewest interceptions in the NFL among active starting quarterbacks with at least 2,000 regular-season pass attempts. Smith had only seven interceptions last season, which ranked tied for second among passers with 300 or more attempts. He has four in 2016.

Player	INTs Since 2010
1. Russell Wilson.....	39
2. Alex Smith.....	44
3. Aaron Rodgers.....	51
4. Tom Brady.....	52
5. Sam Bradford.....	55

SMITH WITH 100+ RATING

Chiefs quarterback Alex Smith has had 30 career games as a starter where he has recorded over a 100.0 rating. Smith is 29-1 in those contests. In Week 15, 2013 vs. the Raiders, Smith posted a perfect passer rating with five TD passes and no interceptions on 20 attempts and 17 completions.

Date	Opp.	Att.	Comp.	Rtg.
12/15/13	@OAK	20	17	158.3
10/7/12	BUF	24	18	156.3
9/29/14	NE	26	20	144.4
12/4/11	STL	23	17	142.3
9/21/14	MIA	25	19	136.0
12/12/10	SEA	27	17	130.9
10/23/16	NO	24	17	126.0
9/9/12	@GB	26	20	125.6
12/4/16	@ATL	25	21	125.0
12/6/15	@OAK	22	16	123.7
12/8/13	@WAS	20	14	122.3
9/13/15	@HOU	33	22	118.6
12/14/14	OAK	30	18	115.6
11/29/15	BUF	30	19	112.5
10/2/11	@PHI	33	21	112.1
11/6/11	@WAS	24	17	109.7
10/16/16	@OAK	22	19	109.1
11/22/15	@SD	25	20	108.8
11/01/15	DET	26	18	108.7
12/20/15	@BAL	25	21	108.5
1/2/11	ARI	29	15	107.8
9/16/12	DET	31	20	107.7
11/1/14	NYJ	31	21	106.8
11/24/13	SD	38	26	106.7
11/19/06	SEA	25	19	105.9
9/25/16	NYJ	33	25	105.2
10/19/14	@SD	28	19	103.4
9/17/06	STL	22	11	103.0
12/14/06	@SEA	25	14	102.4
10/27/13	CLE	36	24	102.2

SMITH VS. THE NFL

Opponent	Reg. Season	Postseason	Total
vs. Denver Broncos	3-5	0-0	3-5
vs. Kansas City Chiefs	0-2	0-0	0-2
vs. Oakland Raiders	8-1	0-0	8-1
vs. San Diego Chargers	4-3	0-0	4-3
vs. AFC West	15-11	0-0	15-11
vs. Baltimore Ravens	1-1	0-0	1-1
vs. Cincinnati Bengals	1-1	0-0	1-1
vs. Cleveland Browns	3-0	0-0	3-0
vs. Pittsburgh Steelers	2-3	0-0	2-3
vs. AFC North	7-5	0-0	7-5
vs. Houston Texans	3-2	1-0	4-2
vs. Indianapolis Colts	1-3	0-1	1-4
vs. Jacksonville Jaguars	2-1	0-0	2-1
vs. Tennessee Titans	1-2	0-0	1-2
vs. AFC South	7-8	1-1	8-9
vs. Buffalo Bills	4-0	0-0	4-0
vs. Miami Dolphins	1-0	0-0	1-0
vs. New England Patriots	1-0	0-1	1-1
vs. New York Jets	3-0	0-0	3-0
vs. AFC East	9-0	0-1	9-1
vs. AFC	38-24	1-3	39-26
vs. Dallas Cowboys	1-1	0-0	1-1
vs. New York Giants	2-1	0-1	2-2
vs. Philadelphia Eagles	2-4	0-0	2-4
vs. Washington Redskins	2-1	0-0	2-1
vs. NFC East	7-7	0-1	7-8
vs. Arizona Cardinals	6-6	0-0	6-6
vs. Seattle Seahawks	7-5	0-0	7-5
vs. San Francisco 49ers	0-1	0-0	0-1
vs. St. Louis Rams	7-2-1	0-0	7-2-1
vs. NFC West	20-14-1	0-0	20-14-1
vs. Atlanta Falcons	1-2	0-0	1-2
vs. Carolina Panthers	1-1	0-0	1-1
vs. Tampa Bay Buccaneers	1-1	0-0	1-1
vs. New Orleans Saints	1-3	1-0	2-3
vs. NFC South	4-7	1-0	5-7
vs. Chicago Bears	1-2	0-0	1-2
vs. Detroit Lions	5-0	0-0	5-0
vs. Green Bay Packers	1-3	0-0	1-3
vs. Minnesota Vikings	1-2	0-0	1-2
vs. NFC North	8-7	0-0	7-7
vs. NFC	39-35-1	1-1	40-36-1



CHIEFS QB ALEX SMITH'S CAREER WHEN...

Throwing one or more TD passes: 55-35-1
 Throwing two or more TD passes: 33-14
 Throwing three or more TD passes: 10-4
 Throwing four or more TD passes: 1-0
 Not throwing an INT: 59-20-1
 With a passer rating of 95.0 or more: 42-7-1
 With a passer rating of 105.0 or more: 28-2-1
 Throwing for 150 or more yards: 58-44
 Throwing for 200 or more yards: 39-28
 Throwing for 250 or more yards: 15-16

Throwing for 300 or more yards: 2-4
 Rushing for a TD: 9-1
 Attempting 20 or more passes: 69-53
 Attempting 30 or more passes: 32-35
 Attempting 40 or more passes: 4-14
 Rushing for 30 or more yards: 14-9
 Completing 15 or more passes: 60-44
 Completing 20 or more passes: 27-26
 Completing 25 or more passes: 5-12
 Completing 30 or more passes: 1-3

Throwing one or more INTs: 18-40
 Throwing two or more INTs: 3-18
 Throwing three or more INTs: 0-8
 Sacked one or more times: 64-52-1
 Sacked two or more times: 50-46-1
 Sacked three or more times: 29-34
 Sacked four or more times: 14-25
 Losing one or more fumbles: 9-15
 Losing two or more fumbles: 0-3
 With a passer rating of 90.0 or lower: 30-47

SMITH'S YEARS WITH CHIEFS

Smith ranks second in franchise history for most games started in the first four years of being with the team with 57 starts, trailing only Trent Green (64).

CHIEFS RECORD BOOK

MOST REGULAR SEASON STARTS, QB, FIRST FOUR YEARS

1.	64	Trent Green	2001-04
2.	57	Alex Smith	2013-16
3.	53	Len Dawson	1962-65
4.	52	Steve DeBerg	1988-91
5.	47	Matt Cassel	2010-13

Smith has won 38-of-57 games (66.6%) in his first four seasons with the club, marking the second-best winning percentage by any Chiefs quarterback with a minimum of 20 starts in his first four years with the club.

CHIEFS RECORD BOOK

HIGHEST REGULAR SEASON WINNING PCT. QB, FIRST FOUR YEARS WITH TEAM (MIN. 20 STARTS)

1.	68.0	Joe Montana	1993-94
2.	66.6	Alex Smith	2013-16
3.	64.9	Steve Bono	1994-96
4.	64.3	Dave Krieg	1992-93
5.	56.8	Todd Blackledge	1983-1986



CHIEFS PASSER RATINGS

Of Chiefs quarterbacks to start at least 16 games in their Kansas City careers, Alex Smith possesses the highest quarterback rating with a 92.5 mark. Smith has started 57 regular-season games in his Chiefs career and has thrown 72 touchdowns and only 24 interceptions.

Player	Year	Rating
Alex Smith	2013-16	92.5
Trent Green	2001-06	87.3
Joe Montana	1993-94	85.0
Damon Huard	2006-08	83.3
Len Dawson	1962-75	83.2
Steve DeBerg	1988-91	81.8
Rich Gannon	1995-98	81.7
Elvis Grbac	1997-00	80.6
Dave Krieg	1992-93	80.4
Matt Cassel	2009-12	77.5
Bill Kenney	1980-88	77.0
Steve Bono	1994-96	74.3
Steve Fuller	1979-82	69.4
Mike Livingston	1968-79	63.3
Todd Blackledge	1983-87	62.0
Cotton Davidson	1960-61	61.9

ALEX SMITH OVER FOUR YEARS

Alex Smith's 38 wins rank first all-time on the Chiefs franchise list for most wins in a starting quarterback's first four seasons.

Rk.	Player	Years	Wins
1.	Alex Smith	2013-16	38
2.	Trent Green	2001-04	34
3.	Steve DeBerg	1988-91	31
4.	Len Dawson	1962-65	29

ALEX SMITH COMPLETION PERCENTAGE

Through 57 regular-season games with the Chiefs, Alex Smith is the most accurate passer in Chiefs history. His 64.4 completion percentage is top among all passers with at least 700 attempts.

Rk.	Player	G	Comp.	Att.	Pct.
1.	Alex Smith	57	1,168	1,813	64.4
2.	Trent Green	88	1,720	2,777	61.9
3.	Joe Montana	25	480	791	60.7
4.	Elvis Grbac	49	897	1,548	57.9
5.	Steve DeBerg	57	934	1,616	57.8

SMART DECISION MAKER

Smith's seven interceptions on 470 pass attempts gave him a 1.49 interception percentage in 2015, ranking as the fifth-best single-season mark in franchise history.

CHIEFS RECORD BOOK, LOWEST INT. PERCENTAGE, SEASON

1.	0.41	Damon Huard (244-1)	2006
2.	0.90	Steve DeBerg (444-4)	1990
3.	1.29	Alex Smith (464-6)	2014
4.	1.37	Alex Smith (508-7)	2013
5.	1.49	Alex Smith (470-7)	2015

Smith's 1.32 Int. % from 2013-16 ranks second in the NFL for passers with over 1,000 regular-season attempts in that span.

NFL LEADERS, INT PERCENTAGE 2013-16

Rk.	Player	Team	Att.	INT	INT Pct
1.	Tom Brady	Patriots	2,136	28	1.31
2.	Alex Smith	Chiefs	1,813	24	1.32
3.	Aaron Rodgers	Packers	1,861	26	1.40
4.	Russell Wilson	Seahawks	1,746	29	1.66
5.	Sam Bradford	Vikings	1,187	21	1.77

THROUGH THE AIR

Smith's 308 completions in 2013 marked a single-season career-high, passing his old mark of 273 set in the 2011 season. 2015 marked the eighth time in franchise history that a Chiefs quarterback has completed more than 300 passes in a single season. The team record for most completions in a single season is 369, set by Trent Green in 2004. Smith had 307 in 2015.

ALEX SMITH, MOST COMPLETIONS, SINGLE SEASON

1.	308	2013
2.	307	2015
3.	303	2014
4.	273	2011
5.	257	2006

SMITH'S BIG GAME

In the Chiefs 26-10 victory over the Oakland Raiders in Week 6 of 2016, Alex Smith went 19-of-22 for 224 yards. His 86.4 completion percentage was the highest for a single game in team history (minimum 20 attempts), and it breaks his previous mark set in 2014 versus the St. Louis Rams.

Rk.	Player	Date	Opponent	Comp.	Att.	Pct.
1.	Alex Smith	10/17/16	Raiders	19	22	86.4
2.	Alex Smith	10/26/14	Rams	26	29	86.2
3.	Alex Smith	12/15/13	Raiders	17	20	85.0
4.	Alex Smith	12/20/15	Ravens	21	25	84.0
5.	Brady Quinn	12/02/12	Panthers	19	23	82.6

BY THE NUMBERS - ALEX SMITH VS. THE NFL

Chiefs quarterback Alex Smith is in his 12th NFL season. Statistically, his best games have come against AFC East and NFC West opponents. History shows he has played particularly well against the Oakland Raiders, recording a 106.9 rating in nine games against the club with 18 touchdowns and only three interceptions. Below is a breakdown of how Smith has fared against his opponents.

AFC West								
Team	G	Att.	Comp.	Yds.	TD	Int.	Pct.	Rtg.
Broncos	8	284	164	1740	9	5	57.7	78.9
Chargers	7	222	153	1701	9	5	68.9	95.6
Chiefs	2	67	36	324	1	3	53.7	53.3
Raiders	9	237	149	1849	18	3	62.9	106.9
Total	26	810	502	5614	37	16	62.0	89.6

AFC East								
Team	G	Att.	Comp.	Yds.	TD	Int.	Pct.	Rtg.
Bills	4	112	73	859	5	0	65.2	103.2
Dolphins	1	25	19	186	3	0	76.0	136.0
Jets	3	85	58	579	3	0	68.2	99.1
Patriots	1	26	20	248	3	0	76.9	144.4
Total	9	258	170	1872	14	0	65.9	105.3

AFC North								
Team	G	Att.	Comp.	Yds.	TD	Int.	Pct.	Rtg.
Bengals	2	75	51	587	0	0	68.0	91.4
Browns	3	82	54	527	5	1	65.9	99.0
Ravens	2	49	36	311	1	1	73.5	88.1
Steelers	5	193	117	1,245	5	2	60.6	84.0
Total	12	399	258	2,670	11	4	64.7	89.1

AFC South								
Team	G	Att.	Comp.	Yds.	TD	Int.	Pct.	Rtg.
Colts	4	102	53	552	2	6	51.9	50.1
Jaguars	3	99	56	528	4	1	56.6	80.7
Texans	5	155	96	1034	7	3	61.9	88.5
Titans	3	119	68	733	3	7	57.1	59.3
Total	15	475	273	2847	16	17	57.5	71.3

AFC	G	Att.	Comp.	Yds.	TD	Int.	Pct.	Rtg.
Total	62	1,932	1,203	13,003	78	37	62.3	87.5

NFC East								
Team	G	Att.	Comp.	Yds.	TD	Int.	Pct.	Rtg.
Cowboys	2	60	37	402	4	1	61.7	96.7
Eagles	6	191	115	1343	7	5	60.2	82.9
Giants	3	101	62	730	4	6	61.4	71.8
Redskins	3	60	39	429	3	1	65.0	95.8
Total	14	412	253	2904	18	13	61.4	84.0

NFC North								
Team	G	Att.	Comp.	Yds.	TD	Int.	Pct.	Rtg.
Bears	3	78	46	434	2	3	59.0	66.9
Lions	5	140	89	862	6	1	63.6	92.0
Packers	4	128	72	929	7	4	56.3	84.4
Vikings	3	93	59	591	2	2	63.5	79.6
Total	15	439	266	2816	17	10	60.5	82.7

NFC South								
Team	G	Att.	Comp.	Yds.	TD	Int.	Pct.	Rtg.
Buccaneers	2	50	35	431	4	1	70.0	114.7
Falcons	3	95	59	607	2	5	62.1	65.4
Panthers	2	57	34	307	1	1	59.6	72.7
Saints	4	127	76	850	5	5	59.8	76.6
Total	11	329	204	2195	12	12	62.0	78.6

NFC West								
Team	G	Att.	Comp.	Yds.	TD	Int.	Pct.	Rtg.
49ers	1	31	17	175	2	1	54.8	79.4
Cardinals	12	332	195	2216	11	8	58.7	79.8
Rams	10	212	142	1765	7	2	66.9	99.6
Seahawks	12	303	178	1857	9	4	58.7	80.9
Total	35	878	532	5993	28	15	60.6	84.5

NFC	G	Att.	Comp.	Yds.	TD	Int.	Pct.	Rtg.
Total	75	2,058	1,452	13,908	75	50	70.6	91.1

CHIEFS RUNNING BACK JAMAAL CHARLES

CHARLES MOVING UP CHARTS FOR YARDS

Chiefs running back Jamaal Charles ranks second in team history when it comes to career scrimmage yards. Here is a look at where he ranks among other Chiefs greats:

Rk.	Pos.	Player	Career Yards from Scrimmage
1.	TE	Tony Gonzalez	10,954 (Rec: 10,940, Rush: 14)
2.	RB	Jamaal Charles	9,717 (Rush: 7,260, Rec: 2,457)
3.	RB	Priest Holmes	8,447 (Rush: 6,070, Rec: 2,377)
4.	WR	Otis Taylor	7,467 (Rec: 7,306, Rush: 161)
5.	RB	Larry Johnson	7,384 (Rush: 6,015, Rec: 1,369)
6.	WR	Dwayne Bowe	7,171 (Rec: 7,155 Rush: 16)
7.	RB	Ed Podolak	6,907 (Rush: 4,451, Rec: 2,456)
8.	WR	Henry Marshall	6,802 (Rec: 6,545, Rush: 257)
9.	RB	Abner Haynes	6,553 (Rush: 3,814, Rec: 2,739)
10.	WR	Carlos Carson	6,431 (Rec: 6,360, Rush: 71)

CHARLES IMPRESSIVE THROUGH 1ST 1,000 RUSHES

Chiefs running back Jamaal Charles has been excellent running the ball so far in his career. Charles became the fifth player in Chiefs history to record 1,000 carries. In those 1,000 carries, he accumulated 5,523 yards (5.52 avg.). Below is a look at some other recent top-performing NFL running backs and where they ranked for yards accumulated at the time of their 1,000th carry.

RECENT TOP-PERFORMING RBS. YARDS AT 1,000TH CARRY

1.	5,523	Jamaal Charles
2.	4,951	Adrian Peterson
3.	4,826	Chris Johnson
4.	4,820	Clinton Portis
5.	4,794	Frank Gore
6.	4,754	Jamal Lewis
7.	4,683	Terrell Davis
8.	4,643	Fred Taylor
9.	4,620	Corey Dillon
10.	4,558	Maurice Jones-Drew
11.	4,542	Thurman Thomas
12.	4,364	LaDainian Tomlinson
13.	4,351	Steven Jackson
14.	4,283	Edgerrin James
15.	4,056	Jerome Bettis
16.	3,936	Eddie George
17.	3,906	Curtis Martin
18.	3,701	Marshall Faulk

CHARLES' BIG PLAY ABILITY

RB Jamaal Charles has shown off his big-play ability multiple times in his career. He owns the two longest rushing plays in franchise history and four of the team's top-10 marks.

CHIEFS RECORD BOOK: LONGEST RUSHING PLAYS (ALL 80+)

Rk.	Yards	Player	Opponent	Date
1.	91 (TD)	Jamaal Charles	at New Orleans	9/23/12
2.	86 (TD)	Jamaal Charles	vs. Indianapolis	12/23/12
3.	84 (TD)	Ted McKnight	at Seattle	9/30/79
4t	82 (TD)	Joe Delaney	vs. Denver	10/18/81
	82 (TD)	Derrick Alexander	vs. San Diego	10/31/99
6t.	80 (TD)	Jamaal Charles	at Cleveland	12/9/12
	80 (TD)	Abner Haynes	at New York Jets	11/29/64
	80 (TD)	Warren McVea	vs. Cincinnati	10/26/69
	80	Jamaal Charles	at St. Louis	12/19/10



CHARLES CONTINUES CLIMB

RB Jamaal Charles moved into second place all-time in team history for most rushing attempts with 1,332 carries. He most recently passed RB Priest Holmes (1,321).

CHIEFS RECORD BOOK: MOST RUSHING ATTEMPTS - CAREER

1.	1,375	Larry Johnson	2003-09
2.	1,332	Jamaal Charles	2008-16
3.	1,321	Priest Holmes	2001-07
4.	1,246	Christian Okoye	1987-92
5.	1,157	Ed Podolak	1969-77

CHARLES IN CHARGE

RB Jamaal Charles owns three 200-yard games for his career, which is more 200-plus yard performances than any other running back in team history. RB Larry Johnson is the only other player in team history to record more than one 200-yard performance.

Charles now owns the top three single-game rushing outputs in franchise history. He owns the club's top mark with 259 yards on 25 attempts (10.4 avg.) set in the 2009 season finale at Denver (1/3/10).

CHIEFS RECORD BOOK: MOST RUSHING YARDS, GAME

Rank	Player	Yds	Att.	Avg.	Date/Opp.
1.	Jamaal Charles	259	25	10.4	1/3/10 @ DEN
2.	Jamaal Charles	233	33	7.1	9/23/12 @ NO
3.	Jamaal Charles	226	22	10.3	12/23/12 vs. IND
4.	Larry Johnson	211	36	5.9	11/20/05 @ HOU
5.	Larry Johnson	201	26	7.7	1/1/06 vs. CIN

CHIEFS RECORD BOOK: COMBINED YDS FROM SCRIMMAGE, GAME

Rank	Player	Yards (Rush/Rec.)	Date/Opp.
1.	Stephone Paige	309 (0 rush, 309 rec.)	12/22/85 vs. SD
2.	Priest Holmes	307 (197 rush, 110 rec.)	11/24/02 @ SEA
3.	Jamaal Charles	288 (233 rush, 55 rec.)	9/23/12 @ NO
4.	Priest Holmes	277 (168 rush, 109 rec.)	12/9/01 @ OAK
5.	Jamaal Charles	262 (259 rush, 3 rec.)	1/3/10 @ DEN

THIS GUY CAN PLAY

Chiefs running back Jamaal Charles holds a place in the top-five of nearly every Kansas City Chiefs rushing records category. He's also been a key component in the club's passing game. Below is a brief look at some of Jamaal Charles' team accomplishments.



CHIEFS RECORD BOOK MOST RUSHING FIRST DOWNS, CAREER

1.	359	Priest Holmes	2001-07
2.	352	Jamaal Charles	2008-16
3.	312	Larry Johnson	2003-09
4.	250	Marcus Allen	1993-97
5.	118	Tony Richardson	1995-05

CHIEFS RECORD BOOK YARDS PER CARRY, RB, CAREER

1.	5.45	Jamaal Charles	2008-16
2.	4.80	Abner Haynes	1960-64
3.	4.60	Priest Holmes	2001-07
4.	4.57	Kimble Anders	1991-00
5.	4.44	Ted McKnight	1977-81

CHIEFS RECORD BOOK MOST RUSHING YARDS, GAME

Rk	Player	Yds.	Atts.	Date
1.	Jamaal Charles	259	25	1/3/10
2.	Jamaal Charles	233	33	9/23/12
3.	Jamaal Charles	226	22	12/23/12
4.	Larry Johnson	211	36	11/20/05
5.	Larry Johnson	201	26	1/1/06

CHIEFS RECORD BOOK MOST RECEIVING TOUCHDOWNS, CAREER, RB

1.	20	Jamaal Charles	2008-16
2.	17	Abner Haynes	1960-64
3.	14	Curtis McClinton	1962-69
4t.	9	Kimble Anders	1991-2000
	9	Tony Richardson	1995-2005

CHIEFS RECORD BOOK MOST YARDS AFTER CATCH, CAREER, RB

1.	2,853	Priest Holmes	2001-07
2.	2,790	Kimble Anders	1991-2000
3.	2,492	Jamaal Charles	2008-16
4.	1,599	Larry Johnson	2003-09
5.	1,294	Tony Richardson	1995-2005

CHARLES IN THE RECEIVING GAME

In his career, RB Jamaal Charles has recorded 285 receptions, ranking third in franchise history for most receptions by a running back.

CHIEFS RECORD BOOK, MOST RECEPTIONS, RB, CAREER

1.	369	Kimble Anders	1991-00
2.	288	Ed Podolak	1969-77
3.	285	Jamaal Charles	2008-16
4.	251	Priest Holmes	2001-07
5.	199	Abner Haynes	1960-64

Charles has 2,457 career receiving yards, giving him sole possession of third place on the franchise's list for most career receiving yards by a running back.

CHIEFS RECORD BOOK, MOST RECEIVING YARDS, RB, CAREER

1.	2,829	Kimble Anders	1991-00
2.	2,739	Abner Haynes	1960-65
3.	2,457	Jamaal Charles	2008-16
4.	2,456	Ed Podolak	1969-77
5.	2,377	Priest Holmes	2001-07

Charles had 70 receptions in 2013, tying him for second-most receptions by a running back in a single season in franchise history.

CHIEFS RECORD BOOK, MOST RECEPTIONS, RB, SEASON

1.	74	Priest Holmes	2003
2t.	70	Jamaal Charles	2013
	70	Priest Holmes	2002
4.	67	Kimble Anders	1994
5.	66	MacArthur Lane	1976

Charles racked up 693 receiving yards on 70 receptions (9.9 avg.) in 2013. His 693 receiving yards rank first in franchise history for most receiving yards by a running back in a single season.

CHIEFS RECORD BOOK, MOST RECEIVING YARDS, RB, SEASON

1.	693	Jamaal Charles	2013
2.	690	Priest Holmes	2003
3.	672	Priest Holmes	2002
4.	614	Priest Holmes	2001
5.	590	Curtis McClinton	1965

CHARLES CARRIES OVER 10

RB Jamaal Charles has proven how explosive he can be. He has 196 10-plus rushes for his career, a Kansas City franchise record.

CHIEFS RECORD BOOK, MOST 10+ RUSHES, CAREER

1.	196	Jamaal Charles	2008-16
2.	190	Priest Holmes	2001-07
3.	137	Larry Johnson	2003-09
4.	71	Marcus Allen	1993-97
5.	63	Kimble Anders	1991-00

CHARLES RUNNING ALONG

RB Jamaal Charles has rushed for more than 1,000 yards in five straight seasons in which he has played in at least 15 games. He recently passed Priest Holmes to rank first in team history for most career rushing yards. He is the first player in Chiefs history to crack the 1,000-yard rushing plateau five times in his career. He became the first running back to crack 7,000 rushing yards in team history.

CHIEFS RECORD BOOK: MOST RUSHING YARDS, CAREER

Rank	Player	Years	Yards
1.	Jamaal Charles	2008-16	7,260
2.	Priest Holmes	2001-07	6,070
3.	Larry Johnson	2003-09	6,015
4.	Christian Okoye	1987-92	4,897
5.	Ed Podolak	1969-77	4,451

BY THE NUMBERS - JAMAAL CHARLES VS. THE NFL

Chiefs running back Jamaal Charles is in his eighth NFL season. Statistically, his best games have come against AFC West and NFC South opponents. History shows he has played particularly well against the Denver Broncos, recording 1,175 scrimmage yards and seven touchdowns against the club. Below is a breakdown of how Charles has fared against his opponents.

AFC West								
Team	Att.	Yds.	TD	Rec.	Yds.	Rec. TDs	Scrimmage Yds.	Tot. TDs
Broncos	186	987	5	28	188	2	1175	7
Raiders	131	532	6	39	430	5	962	11
Chargers	124	664	6	21	184	1	848	7
Total	441	2183	17	88	802	8	2985	25

AFC East								
Team	Att.	Yds.	TD	Rec.	Yds.	Rec. TDs	Scrimmage Yds.	Tot. TDs
Bills	92	589	2	31	198	2	787	4
Dolphins	3	15	0	3	102	0	117	0
Jets	25	123	1	3	14	0	137	1
Patriots	23	120	1	2	22	2	142	3
Total	143	847	4	42	336	4	1183	8

AFC North								
Team	Att.	Yds.	TD	Rec.	Yds.	Rec. TDs	Scrimmage Yds.	Tot. TDs
Bengals	55	273	0	13	123	0	396	0
Browns	72	442	2	8	89	0	531	2
Ravens	35	148	0	6	50	0	198	0
Steelers	51	194	1	7	56	1	249	3*
Total	213	1,057	3	34	318	1	1375	5

AFC South								
Team	Att.	Yds.	TD	Rec.	Yds.	Rec. TDs	Scrimmage Yds.	Tot. TDs
Colts	51	419	2	9	56	0	475	2
Jaguars	37	184	2	6	42	0	226	2
Texans	53	236	1	12	107	1	343	2
Titans	45	221	1	17	118	2	339	3
Total	186	1060	6	44	323	3	1383	9

AFC Total	Att.	Yds.	TD	Rec.	Yds.	Rec. TDs	Scrimmage Yds.	Tot. TDs
	983	5147	30	208	1779	16	6926	47*

*Includes Charles' 97-yard KO return TD vs. PIT in 2009.

NFC East								
Team	Att.	Yds.	TD	Rec.	Yds.	Rec. TDs	Scrimmage Yds.	Tot. TDs
Cowboys	19	64	0	13	102	1	166	1
Eagles	26	128	1	10	114	0	242	1
Giants	20	89	0	5	62	1	151	1
Redskins	23	156	1	3	10	1	166	2
Total	88	437	2	31	288	3	725	5

NFC North								
Team	Att.	Yds.	TD	Rec.	Yds.	Rec. TDs	Scrimmage Yds.	Tot. TDs
Bears	12	58	0	1	26	0	84	0
Lions	2	27	0	0	0	0	27	0
Packers	11	49	3	5	33	0	82	3
Vikings	0	0	0	0	0	0	0	0
Total	25	134	3	6	59	0	193	3

NFC South								
Team	Att.	Yds.	TD	Rec.	Yds.	Rec. TDs	Scrimmage Yds.	Tot. TDs
Buccaneers	30	146	0	2	7	0	153	0
Falcons	23	125	0	3	24	0	149	0
Panthers	31	145	0	8	33	0	178	0
Saints	36	245	1	6	55	0	300	1
Total	120	661	1	19	119	0	780	1

NFC West								
Team	Att.	Yds.	TD	Rec.	Yds.	Rec. TDs	Scrimmage Yds.	Tot. TDs
49ers	27	177	0	4	61	0	238	0
Cardinals	22	179	1	6	58	1	237	2
Rams	24	199	3	7	71	0	270	3
Seahawks	42	332	3	4	22	0	354	3
Total	116	881	7	21	212	1	1093	8

NFC Total	Att.	Yds.	TD	Rec.	Yds.	Rec. TDs	Scrimmage Yds.	Tot. TDs
	349	2113	13	77	678	4	2791	17

CHIEFS RECORD BOOK

CHIEFS RECORD BOOK MOST TOUCHDOWNS, CAREER

1.	83.....	Priest Holmes (76 rush, 7 rec.)	2001-07
2.	76.....	Tony Gonzalez (0 rush, 76 rec.)	1997-08
3.	64.....	Jamaal Charles (43 rush, 20 rec., 1 KOR)	2008-16
4.	61.....	Larry Johnson (55 rush, 6 rec.)	2003-09
5.	60.....	Otis Taylor (3 rush, 57 rec.)	1965-75

CHIEFS RECORD BOOK LOWEST PERCENTAGE, PASSES HAD INTERCEPTED, SEASON

1.	0.41	Damon Huard (244-1)	2006
2.	0.90	Steve DeBerg (444-4)	1990
3.	1.07	Alex Smith (371-4)	2016
4.	1.29	Alex Smith (464-6)	2014
5.	1.37	Alex Smith (508-7)	2013
6.	1.49	Alex Smith (470-7)	2015

CHIEFS RECORD BOOK MOST PUNTS INSIDE THE 20, CAREER

1.	380	Dustin Colquitt	2005-16
2.	117	Louie Aguiar	1994-98
3.	62	Bryan Barker	1990-93
4.	58	Jim Arnold	1983-85
5.	54	Kelly Goodburn	1987-90

CHIEFS RECORD BOOK MOST SACKS, CAREER

1.	126.5	Derrick Thomas	1989-99
2.	89.5	Tamba Hali	2006-16
3.	85.5	Neil Smith	1988-96
4.	73.0	Art Still	1978-87
5.	60.0	Justin Houston	2011-16

CHIEFS RECORD BOOK MOST SACKS, DEFENSIVE BACK, CAREER

1.	7.0	Ron Parker	2013-16
2.	6.5	Reggie Tongue	1996-99
3t.	6.0	James Hasty	1995-00
		Greg Wesley	2000-07
5.	5.5	Eric Berry	2010-16

CHIEFS RECORD BOOK MOST INTERCEPTION RETURN TOUCHDOWNS, CAREER

1.	6	Bobby Bell	1963-74
2t.	5	Jim Kearney	1967-75
		Emmitt Thomas	1966-78
		Eric Berry	2010-16
5t.	4	Derrick Johnson	2005-16
	4	Lloyd Burruss	1981-91
7t.		Eight Tied	

CHIEFS RECORD BOOK MOST SACKS, INTERIOR DEFENSIVE LINEMAN, CAREER

1.	40.0	Bill Maas	1984-92
2.	28.0	Dan Saleamua	1989-96
3.	27.5	John Browning	1996-05
4.	14.0	Joe Phillips	1992-97
5.	12.0	Dontari Poe	2012-16

JOHNSON MOVES UP CAREER TACKLE CHART

In the Chiefs Monday Night Football game at Green Bay on Sept. 28, 2015, LB Derrick Johnson recorded eight solo tackles and became the first player in franchise history to record 1,000 career tackles. Johnson now owns 1,190 career stops, which places him atop the franchise's history book in the tackle category, passing Chiefs Hall of Fame LB Gary Spani's former record of 999 tackles. In 2011, Johnson set a Chiefs single-season record with 179 tackles (131 solo). In 2010, 2011, 2012, 2013 & 2015, Johnson led the team in total tackles.

CHIEFS RECORD BOOK, TACKLES, CAREER

Rk.	Player	Tackles
1.	Derrick Johnson	1,190
2.	Gary Spani	999
3.	Art Still	992
4.	Deron Cherry	927
5.	Donnie Edwards	883

JOHNSON'S 100 TACKLE SEASONS

Year	Tackles	Solo	Assists	Team Rank
2005	110	87	23	Third
2007	107	91	16	Third
2010	147	107	40	First
2011	179	131	48	First
2012	125	110	15	First
2013	107	95	12	First
2015	116	95	21	First
2016	89	69	20	First



GET YOUR HANDS DIRTY

Getting after the opposing quarterback has been a point of pride for the Kansas City Chiefs. In fact, 13 different players recorded at least a partial sack in 2015. The Chiefs totaled 47.0 team sacks in 2015. The Chiefs have 26.0 sacks so far in 2016 by 10 different players.

Dee Ford (10.0)	Daniel Sorensen (1.0)
Justin Houston (4.0)	Frank Zombo (1.0)
Tamba Hali (3.5)	Kendall Reyes (1.0)
Chris Jones (2.0)	Dontari Poe (0.5)
Jaye Howard (1.0)	Team Sack (1.0)
Derrick Johnson (1.0)	



SACK CITY

Chiefs linebackers Tamba Hali and Justin Houston take pride in their abilities in getting after the opposing team's quarterback. The two have combined for 149.5 total sacks. Hali passed Neil Smith for second in team history in that category. Below is a breakdown of how each player has fared against each opponent and opposing QBs.



Hali Sacks by QB

Quarterback	Sacks
Philip Rivers	13.5
Kyle Orton	6.0
Alex Smith	4.5
Ryan Fitzpatrick	4.5
Aaron Rodgers	4.0
Jason Campbell	3.5
Joe Flacco	3.0
Eli Manning	3.0
Peyton Manning	3.0
Terrelle Pryor	2.5
Case Keenum	2.5
Robert Griffin III	2.0
Kelly Holcomb	2.0
Donovan McNabb	2.0
Brandon Weeden	2.0
Tom Brady	2.0
Landry Jones	2.0
Brett Favre	1.5
Jake Plummer	1.5
Andrew Luck	1.5
Kyle Boller	1.0
Todd Bouman	1.0
Derek Carr	1.0
Kellen Clemens	1.0
Kerry Collins	1.0
Daunte Culpepper	1.0
Andy Dalton	1.0
Josh Freeman	1.0
David Garrard	1.0
Caleb Hanie	1.0
Matt Leinart	1.0
Brandon Marshall	1.0
Mark Sanchez	1.0
Trevor Siemian	1.0
Michael Vick	1.0
Andrew Walter	1.0
Ryan Tannehill	1.0
Russell Wilson	1.0
Tyrod Taylor	1.0
Brock Osweiler	1.0
Trevor Siemian	1.0
Matt Ryan	1.0
Carson Palmer	0.5
JaMarcus Russell	0.5
Vince Young	0.5
Matthew Stafford	0.5

Hali Sacks By Team

Team	Sacks
San Diego	13.5
Denver	10.5
Oakland	9.5
Buffalo	4.5
Green Bay	4.5
San Francisco	4.5
Minnesota	4.0
Baltimore	3.0
Indianapolis	3.5
N.Y. Giants	3.0
N.Y. Jets	3.0
Washington	3.0
Houston	3.5
Tennessee	2.5
Cleveland	2.0
Jacksonville	2.0
New England	2.0
Pittsburgh	2.0
Cincinnati	1.5
Atlanta	1.0
Arizona	1.0
Chicago	1.0
Philadelphia	1.0
Tampa Bay	1.0
Miami	1.0
Seattle	1.0
Detroit	0.5



HALI'S SACK STATS

LB Tamba Hali has 3.5 sacks this season thus far, giving him 89.5 sacks (-591.5 yards) for his career to rank second in franchise history. He owns 20 career multi-sack games.

CHIEFS RECORD BOOK: MOST SACKS. CAREER

Rk.	Sacks	Player	Years
1.	126.5	Derrick Thomas	1989-99
2.	89.5	Tamba Hali	2006-16
3.	85.5	Neil Smith	1988-96
4.	73.0	Art Still	1978-87
5.	60.0	Justin Houston	2011-16



Houston Sacks by QB

Quarterback	Sacks
Michael Vick	6.5
Peyton Manning	5.0
Philip Rivers	5.0
Drew Brees	3.0
Caleb Hanie	3.0
Blaine Gabbert	3.0
Austin Davis	3.0
Trevor Siemian	3.0
Joe Flacco	2.0
Jake Locker	2.0
Drew Stanton	2.0
Derek Carr	2.0
Ben Roethlisberger	2.0
Matt Ryan	2.0
Tim Tebow	1.5
Matthew Stafford	1.5
Mark Sanchez	1.0
Cam Newton	1.0
Ryan Fitzpatrick	1.0
Terrelle Pryor	1.0
Jason Campbell	1.0
Ryan Tannehill	1.0
Tom Brady	1.0
Jimmy Garoppolo	1.0
Colin Kaepernick	1.0
Brian Hoyer	1.0
Teddy Bridgewater	1.0
Brock Osweiler	2.0
Case Keenum	0.5

Houston Sacks by Team

Team	Sacks
Denver	11.5
San Diego	5.0
Philadelphia	4.5
Tennessee	3.0
Chicago	3.0
New Orleans	3.0
Jacksonville	3.0
St. Louis	3.0
N.Y. Jets	3.0
Oakland	3.0
Baltimore	2.0
New England	2.0
Arizona	2.0
Pittsburgh	2.0
Atlanta	2.0
Houston	1.5
Detroit	1.5
Carolina	1.0
Cleveland	1.0
Miami	1.0
San Francisco	1.0
Minnesota	1.0

HOUSTON WE HAVE A PROBLEM

LB Justin Houston owns seven 3.0-plus sack games in his career. Houston has recorded 60.0 sacks in 73 career games played, averaging over a half sack per game (0.82).

Date	Opponent	Opposing QB	Result	Total
12/4/11	@ Chicago	Caleb Hanie	W, 10-3	3.0 (-15.0 yds)
9/23/12	@ New Orleans	Drew Brees	W, 27-24 OT	3.0 (-25.0 yds)
9/8/13	@ Jacksonville	Blaine Gabbert	W, 28-2	3.0 (-27.0 yds.)
9/19/13	@ Philadelphia	Michael Vick	W, 26-16	4.5 (-28.0 yds.)
10/26/14	vs. St. Louis	Austin Davis	W 34-7	3.0 (-17.0 yds.)
12/28/14	vs. San Diego	Philip Rivers	W 19-7	4.0 (-21.0 yds.)
11/28/16	@ Denver	Trevor Siemian	W, 30-27 OT	3.0 (-17.0 yds)

JUSTIN HOUSTON BY THE NUMBERS

Houston has 17 career multi-sack games, including a career-high six such performances in 2014. He has 12 multi-sack games in his past three seasons.

CHIEFS RECORD BOOK

MOST MULTI-SACK GAMES, CAREER

1.	27	Derrick Thomas	1989-99
2.	20	Tamba Hali	2006-16
3.	19	Neil Smith	1988-96
4.	17	Justin Houston	2011-16
5.	13	Jared Allen	2004-07

Since 2011 (Houston's first NFL season), he trails only Houston's J.J. Watt and Denver's Von Miller for most QB takedowns.

NFL LEADERS

SACKS, SINCE 2011 (HOUSTON'S FIRST NFL SEASON)

1.	76.0	J.J. Watt	Houston
2.	72.5	Von Miller	Denver
3.	60.0	Justin Houston	Kansas City
4.	59.0	Cameron Wake	Miami
5.	57.5	DeMarcus Ware	Denver

HOUSTON IN NFL RECORD BOOK

Justin Houston's franchise record 22.0 sacks in 2014 was just 0.5 sack shy of Michael Strahan's NFL record 22.5 set in 2001. Houston's 22.0 sacks tie him with four other players, including Pro Football Hall of Famers Reggie White and Chris Doleman.

Rk.	Player	Year	Sacks
1.	Michael Strahan*	2001	22.5
2t.	Justin Houston	2014	22.0
	Jared Allen	2011	22.0
	Chris Doleman*	1989	22.0
	Reggie White*	1987	22.0
	Mark Gastineau	1984	22.0

*Pro Football Hall of Famer

WHERE HE RANKS IN CHIEFS HISTORY

In 2014, Justin Houston broke the Chiefs franchise record for sacks in a single season with 22.0. Houston's 22.0 sacks were two more than Pro Football Hall of Famer Derrick Thomas' 20.0 more than two decades prior in 1990.

Rk.	Player	Year	Sacks
1.	Justin Houston	2014	22.0
2.	Derrick Thomas*	1990	20.0
3.	Jared Allen	2007	15.5
4.	Neil Smith	1993	15.0
5t.	Tamba Hali	2010	14.5
	Neil Smith	1992	14.5
	Art Still	1984	14.5
	Derrick Thomas*	1992	14.5

*Pro Football Hall of Famer



CHIEFS DEFENSE NO STRANGER TO END ZONE

So far this season, KC's defense has found the end zone three times. The Chiefs found the endzone six times on defense in 2015. In 2014, the Chiefs had one returned TD on defense. In 2013, the Chiefs defense found the endzone six times. Below is a look at Kansas City's most recent defensive touchdowns.

Kansas City is 104-26-1 (.798) in games with a defensive touchdown.

Most Recent Defensive Scores

Date	Opponent	Defensive Score	Result
12/4/16	@ ATL	S Eric Berry 37-yd INT return	W, 29-28
11/13/16	@ CAR	S Eric Berry 42-yd INT return	W, 20-17
10/23/16	NO	S Daniel Sorensen 48-yd INT return	W, 27-21
9/25/16	NYJ	LB Derrick Johnson 55-yd INT return	W, 24-3
12/20/15	@ Bal	CB Marcus Peters 90-yd INT return	W, 34-14
12/20/15	@ Bal	S Tyvon Branch 73-yd fumble return	W, 34-14
12/6/15	@ Oak	S Tyvon Branch 38-yd INT return	W, 34-20
11/22/15	SD	LB Justin Houston 17-yd INT return	W, 33-3
10/11/15	CHI	LB Ramik Wilson FR in endzone	L, 18-17
9/17/15	DEN	CB Marcus Peters 55-yd INT return	L, 31-24
9/29/14	NE	S Husain Abdullah 39-yd INT return	W, 41-14
12/15/13	@ Oak	S Eric Berry 47-yard INT return	W, 56-31
11/3/13	@ Buf	LB Tamba Hali 11-yard fumble return	W, 23-13
11/3/13	@ Buf	CB Sean Smith 100-yd INT return	W, 23-13
10/13/13	OAK	S Husain Abdullah 44-yd INT return	W, 24-7
9/19/13	@ Phi	S Eric Berry 38-yd INT return	W, 26-16
9/8/13	@ Jax	LB Tamba Hali 10-yd INT return	W, 28-2
9/23/12	@ NO	LB Justin Houston safety (Drew Brees)	W, 27-24OT
10/23/11	@ Oak	CB Brandon Flowers 58-yd INT return	W, 28-0
10/23/11	@ Oak	S Kendrick Lewis 59-yd INT return	W, 28-0
12/26/10	TEN	S Eric Berry 54-yd INT return	W, 34-14
10/24/10	JAX	LB Derrick Johnson 15-yd INT return	W, 42-20
9/19/10	@ Cle	CB Brandon Flowers 33-yd INT return	W, 16-14
1/3/10	@ Den	LB Derrick Johnson 60-yd INT return	W, 44-24
1/3/10	@ Den	LB Derrick Johnson 45-yd INT return	W, 44-24
10/18/09	@ Was	LB Tamba Hali safety (Todd Collins)	W, 14-6



CHIEFS DEFENSIVE /SPECIAL TEAMS NOTES



CHIEFS EXCEL WHEN SACKING THE QB

The Chiefs and Defensive Coordinator Bob Sutton have placed an emphasis on putting pressure on opposing quarterbacks. The Chiefs have recorded 6.0 or more team sacks 58 times in team history. In those 58 games, Kansas City has a 52-5-1 (.905) record and has outscored its opponents 1,702-699.

Record When Recording 6.0 or More Team Sacks

Date	Opponent	Sacks	Yds	Result
12/4/1960	Houston	7.0	54	W, 24-0
12/18/1960	Buffalo	6.0	37	W, 24-7
9/23/1962	@ Oakland	6.0	67	W, 26-16
12/8/1963	Denver	6.0	47	W, 52-21
12/14/1963	Boston	6.0	54	W, 35-3
11/8/1964	Oakland	7.0	65	W, 42-7
10/31/1965	Oakland	6.0	62	W, 14-7
10/8/1967	Miami	7.0	77	W, 41-0
9/28/1968	@ Miami	6.0	55	W, 48-3
11/10/1968	@ Cincinnati	6.0	35	W, 16-9
12/8/1968	@ San Diego	6.0	61	W, 40-3
12/14/1968	@ Denver	7.0	78	W, 30-7
10/26/1969	Cincinnati	6.0	23	W, 42-22
11/2/1969	@ Buffalo	9.0	93	W, 29-7
9/28/1970	@ Baltimore	7.0	73	W, 44-24
12/6/1970	Denver	6.0	45	W, 16-0
10/1/1972	@ Denver	8.0	63	W, 45-24
11/12/1973	Chicago	6.0	64	W, 19-7
12/2/1973	Cleveland	7.0	50	T, 20-20
9/23/1979	Oakland	7.0	55	W, 35-7
10/5/1980	@ Oakland	6.0	54	W, 31-17
11/13/1983	Cincinnati	7.0	49	W, 20-15
11/27/1983	@ Seattle	6.0	40	L, 48-51 (OT)
9/30/1984	Cleveland	11.0	78	W, 10-6
12/8/1985	Atlanta	7.0	53	W, 38-10
9/21/1986	Houston	7.0	42	W, 27-13
9/23/1990	@ Green Bay	6.0	35	W, 17-3
10/7/1990	@ Indianapolis	7.0	62	L, 19-23
11/11/1990	Seattle	9.0	70	L, 16-17
12/2/1990	@ New England	6.0	44	W, 37-7
10/7/1991	Buffalo	6.0	43	W, 33-6
11/17/1991	Denver	6.0	47	L, 20-24
10/11/1992	Philadelphia	6.0	39	W, 24-17
11/8/1992	San Diego	6.0	56	W, 16-14
12/27/1992	Denver	6.0	56	W, 42-20
10/3/1993	LA Raiders	6.0	46	W, 24-9
10/17/1994	@ Denver	6.0	30	W, 31-28
10/1/1995	@ Arizona	7.0	68	W, 24-3
9/15/1996	@ Seattle	7.0	18	W, 35-17
11/16/1997	Denver	6.0	38	W, 24-22
12/7/1997	Oakland	6.0	45	W, 30-0
12/14/1997	@ San Diego	7.0	34	W, 29-7
9/6/1998	Oakland	10.0	58	W, 28-8
12/26/1998	@ Oakland	6.0	44	W, 31-24
9/17/2000	San Diego	6.0	31	W, 42-10
11/26/2000	@ San Diego	6.0	28	L, 16-17
12/10/2000	Carolina	6.0	18	W, 15-14
12/8/2002	St. Louis	7.0	49	W, 49-10
12/4/2011	Chicago	7.0	45	W, 10-3
9/8/2013	@ Jacksonville	6.0	50	W, 28-2
9/19/2013	@ Philadelphia	6.0	34	W, 26-16
10/13/2013	Oakland	9.0	63	W, 24-7
12/8/2013	@ Washington	6.0	31	W, 45-10
10/26/2014	St. Louis	7.0	44	W, 34-7
12/28/14	San Diego	7.0	42	W, 19-7
11/1/15	Detroit	6.0	32	W, 45-10
1/3/16	Oakland	6.0	37	W, 23-17
10/30/16	@ Indianapolis	6.0	38	W, 30-14

KICK RETURN RECORD

The NFL record for highest kickoff return average in a single season was previously 29.4, set by the 1972 Chicago Bears. The Chiefs took over the top mark in NFL history in 2013 averaging 29.9 yards per return.

NFL RECORD BOOK - KICKOFF RETURN AVERAGE, SEASON

Rk.	Team	Avg.	Year
1.	Kansas City	29.9	2013
2.	Chicago	29.4	1972
3.	Pittsburgh	28.9	1952
4t.	Baltimore	28.3	2014
	Minnesota	28.3	2015

SANTOS GOES LONG

K Cairo Santos owns seven career field goals of 50 or more yards, the fourth-best mark in franchise history. He needs three more 50+ field goals to pass K Ryan Succop for third place in franchise history.

Chiefs Record Book, Most Field Goals, 50 or More Yards, Career

Rk.	Kicker	50+ Yard FGs	Years
1.	Nick Lowery	20	1980-93
2.	Jan Stenerud	12	1967-79
3.	Ryan Succop	9	2009-13
4.	Cairo Santos	7	2014-16
5.	Lawrence Tynes	6	2004-06

COLQUITT PINS OPPONENTS

Chiefs P Dustin Colquitt finished tied for first in the NFL for most punts inside the 20-yard line with 35 in 2013. Colquitt set a personal single-season career high, a team record and was one punt shy of tying an NFL record for most punts inside the 20 with 45 in 2012. In 2014, 30 of his 66 punts landed inside the 20. He had 37 in 2015. In 2016, he has landed 27 inside the 20.

He is the Chiefs all-time leader in punts inside the 20 with 380, which is over three times as many as the next closest player in team history.

NFL RECORD BOOK: PUNTS INSIDE 20, SINGLE SEASON

Rank	Inside 20	Player	Year
1.	46	Dave Zastudil (ARI)	2012
2.	45	Dustin Colquitt (KC)	2012
3t.	42	Ben Graham (ARI)	2009

CHIEFS RECORD BOOK: PUNTS INSIDE 20, CAREER

Rank	Inside 20	Player	Years
1.	380	Dustin Colquitt	2005-16
2.	117	Louie Aguiar	1994-98
3.	62	Bryan Barker	1990-93
4.	58	Jim Arnold	1983-85
5.	54	Kelly Goodburn	1987-90



CHIEFS MISCELLANEOUS NOTES

OWNERSHIP OF 50+ YEARS

The Chiefs are one of only six current NFL franchises that have been owned by the same individual family for over 50 years.

Ownership	Franchise	Years
Halas Family	Chicago Bears	95
Bidwill Family	Arizona Cardinals	83
Rooney Family	Pittsburgh Steelers	83
Hunt Family	Kansas City Chiefs	57
Adams Family	Tennessee Titans	57
Ford Family	Detroit Lions	53



THE FIRST LADY OF FOOTBALL

Norma Hunt continues to play an integral part of the Chiefs in Kansas City. She owns the distinction of being the only woman known to have attended all 50 Super Bowls and was selected to preside over the coin toss at Super Bowl XLI along with Pro Football Hall of Fame quarterback Dan Marino. She is involved in numerous philanthropic and civic efforts in Kansas City and Texas. Her late husband, Lamar Hunt, was the guiding force behind the formation of the Kansas City Chiefs and the American Football League and was inducted into the Pro Football Hall of Fame in 1972. He, with the help of his family, coined the term "Super Bowl."

Hunt, along with her daughter-in-law Tavia Hunt (wife of current Chiefs Chairman & CEO Clark Hunt), participate in the NFL Women's Apparel advertising campaigns. The Hunts have been featured alongside other female NFL leaders such as Charlotte Jones Anderson (Dallas Cowboys Executive Vice President/Chief Brand Officer and NFL Foundation chair), Suzanne Johnson (wife of New York Jets owner Woody Johnson) and Tanya Snyder (wife of Washington Redskins owner Dan Snyder).



BY THE NUMBERS

2

Super Bowl appearances

4

AFL Championship appearances

8

Division championships

453

Franchise wins including Postseason

11

Pro Football Hall of Famers

46

Chiefs Hall of Famers

208

Number of Chiefs wins vs. AFC West opponents, the most of any other AFC West team in inter-division affairs

10

Retired Chiefs numbers

57

The club is in its 57th season of existence

82,893

Largest crowd (regular season)

142.2

Highest decibel level at Arrowhead Stadium

181

Games won by Head Coach Andy Reid

1,190

Number of tackles by Chiefs LB Derrick Johnson, a franchise high for career tackles

25,738,555

Total home attendance in franchise history dating back to 1960 when the club was in Dallas

45

Seasons at Arrowhead Stadium

CHIEFS ALL-TIME YEAR-BY-YEAR RESULTS

YEAR	PRESEASON	REG. SEASON	PLAYOFFS
1960	6-0	8-6	0-0
1961	4-1	6-8	0-0
1962	2-3	11-3	1-0
1963	3-2	5-7-2	0-0
1964	4-1	7-7	0-0
1965	3-2	7-5-2	0-0
1966	4-0	11-2-1	1-1 (S.B. loss)
1967	4-1	9-5	0-0
1968	4-1	12-2	0-1
1969	6-0	11-3	3-0 (S.B. win)
1970	4-3	7-5-2	0-0
1971	4-1-1	10-3-1	0-1
1972	5-2	8-6	0-0
1973	2-4	7-5-2	0-0
1974	3-3	5-9	0-0
1975	3-3	5-9	0-0
1976	2-4	5-9	0-0
1977	3-3	2-12	0-0
1978	2-2	4-12	0-0
1979	3-1	7-9	0-0
1980	3-1	8-8	0-0
1981	1-3	9-7	0-0
1982	2-1-1	3-6	0-0
1983	2-2	6-10	0-0
1984	1-3	8-8	0-0
1985	3-1	6-10	0-0
1986	2-2	10-6	0-1
1987	4-1	4-11	0-0
1988	2-1-1	4-11-1	0-0
1989	1-3	8-7-1	0-0
1990	1-3	11-5	0-1
1991	2-2	10-6	1-1
1992	1-3	10-6	0-1
1993	3-1	11-5	2-1
1994	2-3	9-7	0-1
1995	3-1	13-3	0-1
1996	3-1	9-7	0-0
1997	1-3	13-3	0-1
1998	2-3	7-9	0-0
1999	2-2	9-7	0-0
2000	0-4	7-9	0-0
2001	2-2	6-10	0-0
2002	3-1	8-8	0-0
2003	3-2	13-3	0-1
2004	1-3	7-9	0-0
2005	0-4	10-6	0-0
2006	2-2	9-7	0-1
2007	0-4	4-12	0-0
2008	2-2	2-14	0-0
2009	0-4	4-12	0-0
2010	1-3	10-6	0-1
2011	0-4	7-9	0-0
2012	1-3	2-14	0-0
2013	2-2	11-5	0-1
2014	1-3	9-7	0-0
2015	4-0	11-5	1-1
2016	2-2	9-3	0-0

PRO FOOTBALL HALL OF FAME EMMITT THOMAS

Pro Football Hall of Fame Cornerback Emmitt Thomas is in his seventh season as defensive backs coach with the Kansas City Chiefs. Thomas works alongside former NFL Cornerback Al Harris, who joined the Chiefs as a defensive assistant/secondary coach in 2013. Harris was promoted to Secondary/Cornerbacks Coach in 2016.

One of the best defenders in Chiefs history, Thomas finished his career with 58 interceptions – a Chiefs record – as well as five defensive touchdowns in 181 games, all with Kansas City. Thomas holds the Chiefs record for interception return yardage with 938 yards.

Thomas was a member of the Chiefs Super Bowl IV Championship squad and was elected to the Chiefs Hall of Fame in 1986 and the Pro Football Hall of Fame in 2008.



NFL IMPORTANT DATES

2017

January 1	Final Week of the NFL Regular Season
January 2	Option Exercise Period Begins for Fifth-Year Option
January 7-8	Wild Card Playoffs
January 14-15	Divisional Playoffs
January 21	East-West Shrine Game, St. Petersburg, Fla.
January 22	AFC and NFC Championship Games
January 28	Senior Bowl, Ladd-Peebles Stadium, Mobile, Ala.
January 29	NFL Pro Bowl, Orlando, Fla.
February 5	Super Bowl LI, NRG Stadium, Houston, Texas
February 15	First Day to Designate Franchise Player
Feb. 28-March 6	NFL Combine
March 1	Deadline to Designate Franchise Player
March 7-9	Free Agency Negotiating Period
March 9	2017 League Year Begins, Free Agency Opens
March 26-29	Annual League Meetings, Phoenix, Ariz.
April 17	Clubs with Returning Head Coaches Begin Offseason
April 27-29	NFL Draft (Philadelphia)

THIS IS OUR HOUSE



CHIEFS FANS SET WORLD RECORD



On Monday, Sept. 29, 2014, Kansas City defeated the New England Patriots 41-14, and Chiefs fans set a Guinness World Record for Loudest Crowd Roar at a Sports Stadium (Outdoors). Chiefs fans reached a peak decibel reading of 142.2 as Guinness World Records adjudicator Philip Robertson monitored the sound levels. The mark was set early in the contest while the club was on defense. The Arrowhead Stadium record passed the old record of 137.5 decibels and broke Seattle's record of 137.6.



TOP CROWDS AT ARROWHEAD

(Regular Season and Playoffs)

Date	Opponent	Attendance
Oct. 2, 2000	Seattle	82,893*
Nov. 5, 1972	Oakland	82,094
Sept. 11, 1994	San Francisco	79,907
Sept. 17, 1972	Miami	79,829
Nov. 23, 2006	Denver	79,484
Sept. 22, 1996	Denver	79,439
Oct. 26, 1998	Pittsburgh	79,431
Oct. 9, 1995	San Diego	79,288
Sept. 8, 1996	Oakland	79,281
Nov. 10, 1996	Green Bay	79,281
Oct. 7, 1996	Pittsburgh	79,189
Jan. 11, 2004	Indianapolis	79,159

THE ARROWHEAD ADVANTAGE

"The fans, they're phenomenal. 142.2 decibels, I never thought I would be fired up (for) decibel levels but I'm fired up for them. My ears are still ringing, I mean it was loud, loud down there. Like incredibly loud."

- Chiefs Head Coach Andy Reid

"I think these fans are special fans and they proved it tonight again. They're the best in the country. This doesn't happen anywhere else like this and I think they're feeding off, the whole town is feeding off it a little bit."

- QB Alex Smith

"It's a great feeling (playing at Arrowhead). On 3rd-and-long when you hear the crowd and you see the opposing quarterback yelling, trying to change the play and struggling to communicate with the offensive linemen. That's a great feeling because you know your percentage of getting a sack just went up. I love playing in front of our fans."

- LB Justin Houston



CHIEFS VISIT FORT LEAVENWORTH

In a fitting close to the NFL's Salute to Service Month, Kansas City Chiefs running backs Charcandrick West and Knile Davis, along with offensive tackle Bryan Witzmann, traveled to Fort Leavenworth to visit with servicemen and women.

"It's a beautiful place and they accepted us with open arms," West said. "We just came out to show our support and give thanks to those guys and what they do for our country."

The first stop on the tour of Leavenworth was the Post Exchange, where the players and Chiefs Cheerleaders signed autographs and took photos with fans.



When the autograph session was over, the players moved along to the famous Buffalo Soldier Monument, where they exchanged footballs and gifts with several servicemen and women.

"It was cool, it was a good experience. We got to give these coins and, from what I understand, if you receive a coin it's a pretty big honor," RB Knile Davis explained. "It was good to come out here, spend some time and see some of the things they do. They have a lot of cool technology. It was a cool opportunity."

The last stop of the day was to the Fort Leavenworth Combined Arms Center Innovation Facility, which houses training devices to prepare soldiers for missions, including tank, helicopter and fighter jet simulations.

"What we're doing is demonstrating different technologies," Lieutenant Colonel Scott Gillman explained. "[Davis is] actually in an A-10 simulation, which is based on a commercial, off-the-shelf game. The goal here is to demonstrate the ability to have different levels of interfaces for different simulations."

Davis, West and Witzmann all took advantage of the opportunity.

"I was simulating flying a plane—I crashed and I died, so I'm really not here doing this interview," Davis joked. "I think I know what I'm doing now. I had a chance to do it again and figured it out so I'm pretty good at flying planes now."

For nearly a decade the Chiefs have made a series of goodwill visits at local military bases. This partnership strengthens the team's long-standing commitment to members of our armed forces.



MY CAUSE MY CLEATS CAMPAIGN

Members of the Kansas City Chiefs roster participated in the NFL's *My Cause My Cleats* campaign in Sunday's contest against the Atlanta Falcons. The initiative's focus is to bring awareness to individual players' philanthropic missions. Players from around the league debuted custom designed cleats that were worn in Week 13.

In addition, players will have the opportunity to raise funds for the cause of their choosing by auctioning their cleats off at NFL Auction; 100% of funds raised will be donated to charities selected by players—all designated charities must have 501c3 status.

Ten players from the team participated in the *My Cause My Cleats* campaign including S Eric Berry and TE Travis Kelce.

S Eric Berry – Hodgkin's Lymphoma Awareness

On Nov. 22, 2014, Chiefs Safety Eric Berry was diagnosed with Hodgkin's Lymphoma, a cancer developed in the white blood cells. Through Berry's mental and physical toughness, and support from his family and team, he was announced cancer free within seven months and returned to the field just nine months after his initial diagnosis. His remarkable return earned him the AP Comeback Player of the Year Award following the 2015 season. Berry's journey and efforts to raise awareness of Hodgkin's Lymphoma stand as a monument of hope and strength for others experiencing hard times.

Berry's efforts off the field include running the Eric Berry Foundation. The foundation provides beneficial opportunities and a safe environment for children to participate in team sports and leadership development programs in order to encourage strength of body, mind and spirit. Berry facilitates youth football camps in Kansas City and his hometown of Fairburn, Georgia, as well as giveaways and public speaking engagements. Below is a photo of Berry's cleats.



TE Travis Kelce – 87 and Running

87 and Running's mission is to empower and enrich the lives of disadvantaged youth. The foundation targets young people's potential through education, business, arts, science and athletics. It strives to provide these children much needed resources and guidance so they can be caring and productive members of society.

Off the field Kelce hosts the Walk the Walk Charity Fashion Show. The show boasts an eventful evening of professional athletes and local Operation Breakthrough children walking the runway to raise funding for 87 and Running, Operation Breakthrough and Shadow Buddies. In the offseason, Kelce hosts youth football camps through his foundation in both Kansas City and his hometown Cleveland Heights, Ohio.

To learn more about the *My Cause My Cleats* campaign, visit www.nfl.com/mycausemycleats.

2016 STANDINGS

AFC East												
Team	W	L	T	PCT	PF	PA	Home	Road	AFC	NFC	DIV	Streak
New England	10	2	0	.833	319	207	4-2	6-0	7-1	3-1	3-1	Won 3
Miami	7	5	0	.583	255	278	5-1	2-4	5-4	2-1	2-1	Lost 1
Buffalo	6	6	0	.500	305	274	3-2	3-4	3-5	3-1	1-3	Lost 1
New York Jets	3	8	0	.273	196	266	1-4	2-4	3-5	0-3	1-2	Lost 3

AFC North												
Team	W	L	T	PCT	PF	PA	Home	Road	AFC	NFC	DIV	Streak
Baltimore	7	5	0	.583	256	207	5-2	2-3	7-2	0-3	5-0	Won 2
Pittsburgh	7	5	0	.583	290	236	4-2	3-3	5-3	2-2	2-1	Won 3
Cincinnati	4	7	1	.375	245	259	3-2-1	1-5	3-5	1-2-1	1-2	Won 1
Cleveland	0	12	0	.000	197	352	0-6	0-6	0-8	0-4	0-4	Lost 12

AFC South												
Team	W	L	T	PCT	PF	PA	Home	Road	AFC	NFC	DIV	Streak
Houston	6	6	0	.500	207	257	5-1	1-5	4-4	2-2	3-0	Lost 3
Tennessee	6	6	0	.500	308	296	3-3	3-3	3-5	3-1	1-3	Won 1
Indianapolis	5	6	0	.455	270	301	3-3	2-3	3-5	2-1	2-2	Lost 1
Jacksonville	2	10	0	.167	224	313	1-5	1-5	1-8	1-2	1-2	Lost 7

AFC West												
Team	W	L	T	PCT	PF	PA	Home	Road	AFC	NFC	DIV	Streak
Oakland	10	2	0	.833	345	299	5-2	5-0	7-1	3-1	2-1	Won 6
Kansas City	9	3	0	.750	281	242	4-1	5-2	6-2	3-1	3-0	Won 2
Denver	8	4	0	.667	286	229	4-2	4-2	5-3	3-1	1-3	Won 1
San Diego	5	7	0	.417	334	319	3-3	2-4	4-5	1-2	1-3	Lost 1

NFC East												
Team	W	L	T	PCT	PF	PA	Home	Road	NFC	AFC	DIV	Streak
Dallas	11	1	0	.917	333	228	5-1	6-0	7-1	4-0	3-1	Won 11
New York Giants	8	4	0	.667	245	237	5-1	3-3	5-3	3-1	2-1	Lost 1
Washington	6	5	1	.542	303	295	4-2	2-3-1	4-4	2-1-1	2-2	Lost 2
Philadelphia	5	7	0	.417	268	245	4-1	1-6	3-6	2-1	0-3	Lost 3

NFC North												
Team	W	L	T	PCT	PF	PA	Home	Road	NFC	AFC	DIV	Streak
Detroit	8	4	0	.667	275	251	5-1	3-3	6-2	2-2	2-2	Won 4
Minnesota	6	6	0	.500	233	209	4-2	2-4	4-6	2-0	1-3	Lost 2
Green Bay	6	6	0	.500	295	302	4-2	2-4	4-4	2-2	2-1	Won 2
Chicago	3	9	0	.250	204	270	3-3	0-6	3-5	0-4	2-1	Won 1

NFC South												
Team	W	L	T	PCT	PF	PA	Home	Road	NFC	AFC	DIV	Streak
Atlanta	7	5	0	.583	386	331	3-3	4-2	5-3	2-2	3-1	Lost 1
Tampa Bay	7	5	0	.583	277	285	2-4	5-1	5-3	2-2	2-1	Won 4
New Orleans	5	7	0	.417	347	335	3-4	2-3	4-4	1-3	1-2	Lost 1
Carolina	4	8	0	.333	283	321	3-3	1-5	4-5	0-3	1-3	Lost 2

NFC West												
Team	W	L	T	PCT	PF	PA	Home	Road	NFC	AFC	DIV	Streak
Seattle	8	3	1	.708	264	194	6-0	2-3-1	4-3-1	4-0	1-1-1	Won 1
Arizona	5	6	1	.458	276	251	4-2-1	1-4	4-4-1	1-2	2-1-1	Won 1
Los Angeles	4	8	0	.333	180	262	1-4	3-4	3-5	1-3	2-1	Lost 3
San Francisco	1	11	0	.083	234	370	1-5	0-6	1-8	0-3	1-3	Lost 11



CHIEFS

CUMULATIVE STATS & GAME SUMMARIES

THIS IS CHIEFS KINGDOM

WON 9, LOST 3										* RUSHING										No.	Yds	Avg	Long	TD
09/11	W	33-27	OT	San Diego	73,238	Ware	163	734	4.5	46	3													
09/18	L	12-19		at Houston	71,890	West	52	191	3.7	28	0													
09/25	W	24- 3		New York Jets	71,587	Hill	13	87	6.7	18	1													
10/02	L	14-43		at Pittsburgh	61,278	A. Smith	30	53	1.8	11t	2													
10/16	W	26-10		at Oakland	54,211	A. Wilson	2	50	25.0	55t	1													
10/23	W	27-21		New Orleans	76,282	Charles	12	40	3.3	17	1													
10/30	W	30-14		at Indianapolis	65,417	Thomas	3	25	8.3	23	0													
11/06	W	19-14		Jacksonville	73,294	Davis	12	19	1.6	6	0													
11/13	W	20-17		at Carolina	74,181	Davis	7	14	2.0	6	0													
11/20	L	17-19		Tampa Bay	72,277	Poe	1	1	1.0	1t	1													
11/27	W	30-27	OT	at Denver	76,819	Maclin	1	-1	-1.0	-1	0													
12/04	W	29-28		at Atlanta	69,879	Foles	4	-4	-1.0	-1	0													
12/08				Oakland		Kelce	1	-5	-5.0	-5	0													
12/18				Tennessee		TEAM	289	1185	4.1	55t	9													
12/25				Denver		OPPONENTS	337	1463	4.3	44	6													
01/01				at San Diego		* RECEIVING	No.	Yds	Avg	Long	TD													
				K.C.	Opp.	Kelce	65	815	12.5	44	3													
TOTAL FIRST DOWNS						229	263	Hill	50	481	9.6	49	5											
Rushing						63	72	Conley	34	380	11.2	33	0											
Passing						152	167	Maclin	30	376	12.5	38	2											
Penalty						14	24	A. Wilson	29	234	8.1	26	2											
3rd Down: Made/Att						55/159	78/165	Ware	27	395	14.6	46t	2											
3rd Down Pct.						34.6	47.3	West	22	127	5.8	24	0											
4th Down: Made/Att						9/11	5/12	D. Harris	11	86	7.8	13	0											
4th Down Pct.						81.8	41.7	Thomas	5	30	6.0	15	0											
POSSESSION AVG.						29:26	30:34	Davis	5	25	5.0	11	0											
TOTAL NET YARDS						4000	4619	Davis	3	21	7.0	11	0											
Avg. Per Game						333.3	384.9	Travis	3	15	5.0	6	0											
Total Plays						745	806	Sherman	3	9	3.0	6	0											
Avg. Per Play						5.4	5.7	Charles	2	14	7.0	16	0											
NET YARDS RUSHING						1185	1463	O'Shaughnessy	2	-1	-5	0	0											
Avg. Per Game						98.8	121.9	Fisher	0	-5	---	-5	0											
Total Rushes						289	337	TEAM	286	2977	10.4	49	14											
NET YARDS PASSING						2815	3156	OPPONENTS	275	3310	12.0	76t	21											
Avg. Per Game						234.6	263.0	* INTERCEPTIONS	No.	Yds	Avg	Long	TD											
Sacked/Yards Lost						29/162	26/154	Peters	5	47	9.4	28	0											
Gross Yards						2977	3310	Berry	3	79	26.3	42t	2											
Att./Completions						427/286	443/275	Sorensen	2	48	24.0	48t	1											
Completion Pct.						67.0	62.1	Johnson	1	55	55.0	55t	1											
Had Intercepted						4	14	R. Wilson	1	6	6.0	6	0											
PUNTS/AVERAGE						60/46.3	49/45.1	Gaines	1	0	0.0	0	0											
NET PUNTING AVG.						60/41.4	49/35.4	White	1	0	0.0	0	0											
PENALTIES/YARDS						83/651	78/570	TEAM	14	235	16.8	55t	4											
FUMBLES/BALL LOST						12/7	21/11	OPPONENTS	4	95	23.8	53	0											
TOUCHDOWNS						29	27	* PUNTING	No.	Yds	Avg	Net	TB	In	Lg	B								
Rushing						9	6	Colquitt	60	2778	46.3	41.4	8	27	64	0								
Passing						14	21	TEAM	60	2778	46.3	41.4	8	27	64	0								
Returns						6	0	OPPONENTS	49	2210	45.1	35.4	5	13	62	0								
* SCORE BY PERIODS						Q1	Q2	Q3	Q4	OT	PTS	* PUNT RETURNS	Ret	FC	Yds	Avg	Long	TD						

WON 10, LOST 2										* RUSHING										No.	Yds	Avg	Long	TD
09/11	W	35-34	at New Orleans		73,028	Murray	140	553	4.0	42	11													
09/18	L	28-35	Atlanta		54,081	Richard	62	357	5.8	75t	1													
09/25	W	17-10	at Tennessee		62,370	Washington	63	302	4.8	30	0													
10/02	W	28-27	at Baltimore		71,152	Carr	31	54	1.7	13	0													
10/09	W	34-31	San Diego		54,275	Olawale	17	47	2.8	17	2													
10/16	L	10-26	Kansas City		54,211	Holton	5	43	8.6	29	0													
10/23	W	33-16	at Jacksonville		62,614	King	1	27	27.0	27	0													
10/30	W	30-24	OT	at Tampa Bay	61,068	Cooper	1	0	0.0	0	0													
11/06	W	30-20	Denver		54,957	Jones	1	-8	-8.0	-8	0													
11/21	W	27-20	Houston		76,473	TEAM	321	1375	4.3	75t	14													
11/27	W	35-32	Carolina		54,909	OPPONENTS	308	1498	4.9	54	15													
12/04	W	38-24	Buffalo		54,759	* RECEIVING	No.	Yds	Avg	Long	TD													
12/08			at Kansas City		Cooper	68	981	14.4	64t	4														
12/18			at San Diego		Crabtree	67	785	11.7	56	7														
12/24			Indianapolis		Roberts	31	332	10.7	41t	5														
01/01			at Denver		Murray	29	228	7.9	39	0														
			Oak.	Opp.	Walford	27	288	10.7	31t	2														
TOTAL FIRST DOWNS			260	252	Richard	21	173	8.2	29	1														
Rushing			71	78	Washington	13	72	5.5	10	0														
Passing			158	145	Rivera	12	142	11.8	27	1														
Penalty			31	29	A. Holmes	10	70	7.0	16	2														
3rd Down: Made/Att			63/161	56/149	Olawale	9	197	21.9	75t	1														
3rd Down Pct.			39.1	37.6	L. Smith	6	29	4.8	12	0														
4th Down: Made/Att			5/9	3/9	Jones	4	43	10.8	16	0														
4th Down Pct.			55.6	33.3	Holton	2	34	17.0	30	0														
POSSESSION AVG.			31:21	28:39	Penn	1	1	1.0	1t	1														
TOTAL NET YARDS			4700	4676	TEAM	300	3375	11.3	75t	24														
Avg. Per Game			391.7	389.7	OPPONENTS	258	3303	12.8	98t	20														
Total Plays			792	758	* INTERCEPTIONS	No.	Yds	Avg	Long	TD														
Avg. Per Play			5.9	6.2	Nelson	3	59	19.7	40	0														
NET YARDS RUSHING			1375	1498	S. Smith	2	27	13.5	27	0														
Avg. Per Game			114.6	124.8	Amerson	2	0	0.0	0	0														
Total Rushes			321	308	Joseph	1	21	21.0	21	0														
NET YARDS PASSING			3325	3178	Mack	1	6	6.0	6t	1														
Avg. Per Game			277.1	264.8	Allen	1	1	1.0	1	0														
Sacked/Yards Lost			12/50	21/125	M. Smith	1	0	0.0	0	0														
Gross Yards			3375	3303	TEAM	11	114	10.4	40	1														
Att./Completions			459/300	429/258	OPPONENTS	5	36	7.2	31	0														
Completion Pct.			65.4	60.1	* PUNTING	No.	Yds	Avg	Net	TB	In Lg B													
Had Intercepted			5	11	King	57	2749	48.2	42.6	4	27 72 0													
PUNTS/AVERAGE			57/48.2	55/46.2	TEAM	57	2749	48.2	42.6	4	27 72 0													
NET PUNTING AVG.			57/42.6	55/38.6	OPPONENTS	55	2543	46.2	38.6	4	13 62 0													
PENALTIES/YARDS			112/932	91/869	* PUNT RETURNS	Ret	FC	Yds	Avg	Long	TD													
FUMBLES/BALL LOST			10/4	21/10	Richard	28	2	267	9.5	47	0													
TOUCHDOWNS			39	35	Carrie	7	4	74	10.6	18	0													
Rushing			14	15	TEAM	35	6	341	9.7	47	0													
Passing			24	20	OPPONENTS	21	11	243	11.6	73	0													
Returns			1	0	* KICKOFF RETURNS	No.	Yds	Avg	Long	TD														

Defensive Stats

2016 REGULAR SEASON KANSAS CITY CHIEFS DEFENSIVE STATS (Through Week 13)

POS.	PLAYER	SOLO	ASST.	TOTAL	TFL	SACKS/YDS.	PR	FR	FF	INT/YDS.	PD
ILB	Johnson, Derrick	69	20	89	8	1.0/8	2	0	0	1/55	3
SS	Berry, Eric	45	14	59	1	0.0/0	0	0	0	3/79	8
DB	Nelson, Steven	44	5	49	2	0.0/0	1	2	0	0/0	11
DB	Parker, Ron	38	7	45	1	0.0/0	0	0	2	0/0	8
LB	Wilson, Ramik	33	10	43	2	0.0/0	0	1	1	1/6	1
DB	Gaines, Phillip	38	2	40	0	0.0/0	0	0	2	1/0	7
DB	Sorensen, Daniel	35	5	40	3	1.0/8	3	0	1	2/48	4
DB	Peters, Marcus	28	9	37	0	0.0/0	0	3	1	5/47	16
OLB	Zombo, Frank	25	11	36	3	1.0/5	3	0	1	0/0	2
DE	Ford, Dee	22	11	33	11	10.0/53	14	0	1	0/0	2
OLB	Hali, Tamba	22	8	30	4	3.5/25	8	1	0	0/0	0
DT	Howard, Jaye	18	5	23	2	1.0/8	7	0	0	0/0	0
LB	March-Lillard, Justin	15	7	22	1	0.0/0	0	0	0	0/0	2
DT	Poe, Dontari	12	8	20	1	0.5/3	9	0	0	0/0	2
DL	Jones, Chris	8	9	17	4	2.0/19	7	0	0	0/0	2
DL	Nunez-Roches, Rakeem	10	7	17	3	0.0/0	1	0	0	0/0	0
LB	Houston, Justin	16	0	16	6	4.0/17	5	0	1	0/0	1
CB	Acker, Kenneth	14	0	14	0	0.0/0	0	0	0	0/0	3
DB	White, D.J.	10	1	11	0	0.0/0	0	0	0	1/0	3
DE	Reyes, Kendall	8	2	10	3	1.0/4	4	0	0	0/0	1
DE	Bailey, Allen	5	2	7	1	0.0/0	0	0	0	0/0	0
DE	Williams, Nicholas	4	1	5	0	0.0/0	0	0	0	0/0	0
DE	Jenkins, Jarvis	4	0	4	0	0.0/0	0	0	0	0/0	0
DB	Mitchell, Terrance	2	0	2	0	0.0/0	0	0	0	0/0	0
LB	Alexander, D.J.	1	0	1	1	0.0/0	0	0	0	0/0	0
DT	Barnes, T.J.	1	0	1	0	0.0/0	0	0	0	0/0	0
LB	Moses, Dezman	0	1	1	0	0.0/0	0	0	0	0/0	0
TOTALS		527	145	672	57	25.0/149	64	7	10	14/235	76

2016 REGULAR SEASON CHIEFS SPECIAL TEAMS STATS

POS.	PLAYER	TKIS.	ASST.	TOTAL
LB	Alexander, D.J.	8	3	11
WR	Hill, Tyreek	3	2	5
DB	Murray, Eric	5	0	5
TE	Harris, Demetrius	4	0	4
TE	O'Shaughnessy, James	2	2	4
WR	Robinson, Demarcus	4	0	4
FB	Sherman, Anthony	4	0	4
DB	Sorensen, Daniel	3	1	4
WR	Thomas, De'Anthony	2	1	3
WR	Wilson, Albert	1	1	2
LS	Winchester, James	2	0	2
CB	Acker, Kenneth	0	1	1
LB	Moses, Dezman	1	0	1
DB	Nelson, Steven	1	0	1
K	Santos, Cairo	1	0	1
LB	Smith, Terrance	0	1	1
OLB	Zombo, Frank	1	0	1
TOTALS		42	12	54

DEFENSIVE SCORES

INT (4) (3:44) (No Huddle, Shotgun) R.Fitzpatrick pass short right intended for M.Forte INTERCEPTED by D.Johnson at KC 45. D.Johnson for 55 yards.**vs.NYJ (09/25/16)**

(10:51) (Shotgun) C.Newton pass short left intended for G.Olsen INTERCEPTED by E.Berry [D.Sorensen] at CAR 42. E.Berry for 42 yards.**at CAR (11/13/16)**

(:48) (Shotgun) M.Ryan pass short right intended for T.Gabriel INTERCEPTED by E.Berry at ATL 37. E.Berry for 37 yards.**at ATL (12/04/16)**

(:58) (Shotgun) D.Brees pass short middle intended for W.Snead INTERCEPTED by D.Sorensen (E.Berry) at NO 48. D.Sorensen for 48 yards. Penalty on NO-J.Evans, Offensive Holding, declined.**vs.NO (10/23/16)**

FR (0)

Safety (1) (6:20) (Shotgun) T.Siemian sacked at DEN 0 for -8 yards (J.Houston). FUMBLES (J.Houston) [J.Houston], recovered by DEN-R.Okung at DEN -5. R.Okung tackled in End Zone, SAFETY.**at DEN (11/28/16)**

SPECIAL TEAMS BIG PLAYS

INT (1) (Pass formation) TWO-POINT CONVERSION ATTEMPT. M.Ryan pass to A.Hooper is incomplete. ATTEMPT FAILS. DEFENSIVE TWO-POINT ATTEMPT. E.Berry intercepted the try attempt..**at ATL (12/04/16)**

FR (3) C.Santos kicks 61 yards from KC 35 to NYJ 4. J.Marshall to NYJ 23 for 19 yards (A.Sherman). FUMBLES (A.Sherman), RECOVERED by KC-D.Harris at NYJ 27. D.Harris for 27 yards.**vs.NYJ (09/25/16)**

(2:16) D.Colquitt punts 53 yards to JAX 15, Center-J.Winchester. B.Walters to JAX 23 for 8 yards (D.Alexander). FUMBLES (D.Alexander), RECOVERED by KC-J.O'Shaughnessy at JAX 23. J.O'Shaughnessy to JAX 23 for no gain (A.Brown).**vs.JAX (11/06/16)**

(12:29) D.Colquitt punts 44 yards to KC 48, Center-J.Winchester. J.Norwood MUFFS catch, RECOVERED by KC-J.Winchester at KC 41. J.Winchester to KC 41 for no gain (J.Taylor).**at DEN (11/28/16)**

Regular season defensive and special teams statistics are based on press box statistics.

Game Summaries



GAME 1

Chiefs 33, Chargers 27

September 11, 2016 • Arrowhead Stadium • 73,238



San Diego Chargers 7 14 3 3 0 — 27

Kansas City Chiefs 3 0 7 17 6 — 33

KC — C.Santos 47 yd. Field Goal (7-46, 3:09)
SD — M.Gordon 1 yd. run (J.Lambo kick) (6-75, 3:24)
SD — M.Gordon 6 yd. run (J.Lambo kick) (13-80, 6:51)
SD — D.Woodhead 4 yd. pass from P.Rivers (J.Lambo kick) (6-38, 3:32)
SD — J.Lambo 29 yd. Field Goal (9-34, 4:00)
KC — T.Hill 9 yd. pass from A.Smith (C.Santos kick) (7-75, 3:15)
SD — J.Lambo 28 yd. Field Goal (9-65, 4:23)
KC — J.Maclin 19 yd. pass from A.Smith (C.Santos kick) (7-56, 2:02)
KC — C.Santos 33 yd. Field Goal (12-62, 3:40)
KC — S.Ware 5 yd. run (C.Santos kick) (4-42, 0:46)
KC — A.Smith 2 yd. run (10-70, 5:07) (10-70, 5:07)

Team Statistics	Chargers	Chiefs
First Downs	25	26
Total Net Yards	388	413
Rushes/Net Yards	32/155	19/83
Net Passing	233	330
Pass Attempts/Completions	36/25	48/34
Had Intercepted	0	1
Sacked/Yards Lost	1/10	3/33
Punts/Average	5/35.6	5/39.4
Penalties/Yards	5/30	6/46
Fumbles/Lost	0/0	0/0
Possession Time	34:01	31:06

RUSHING

KC — S. Ware 11-70, TD; A. Smith 4-15, TD; C. West 3-(-1); J. Maclin 1-(-1)
SD — D. Woodhead 16-89; M. Gordon 14-57, 2 TDs; P. Rivers 2-9

RECEIVING

KC — S. Ware 7-129; T. Kelce 6-74; J. Maclin 5-63, TD; C. Conley 4-43; C. West 6-24; D. Harris 2-20; T. Hill 1-9, TD; A. Wilson 3-1
SD — T. Williams 2-71; K. Allen 6-63; T. Benjamin 7-32; D. Woodhead 5-31, TD; A. Gates 3-20; H. Henry 1-20; D. Inman 1-6

PASSING

KC — A. Smith 48-34-363, 2 TDs, 1 INT
SD — P. Rivers 36-25-243, TD, 0 INT

INTERCEPTIONS

KC — None
SD — J. Verrett 1

SACKS

KC — D. Ford 1.0
SD — J. Attaochu 1.0; B. Mebane 1.0; C. Reid 1.0

FIELD GOALS

KC — C. Santos(47) (33)
SD — J. Lambo(29) (28) 54WR



GAME 2

Texans 19, Chiefs 12

September 18, 2016 • NRG Stadium • 71,890



Kansas City Chiefs 0 3 0 9 — 12

Houston Texans 7 6 0 6 — 19

HOU — D.Hopkins 27 yd. pass from B.Osweiler (N.Novak kick) (1-27, 0:07)
KC — C.Santos 54 yd. Field Goal (4--2, 1:17)
HOU — N.Novak 32 yd. Field Goal (14-69, 6:43)
HOU — N.Novak 24 yd. Field Goal (4-8, 0:19)
KC — C.Santos 43 yd. Field Goal (5-26, 2:50)
HOU — N.Novak 31 yd. Field Goal (11-47, 5:22)
KC — C.Santos 35 yd. Field Goal (8-52, 2:00)
HOU — N.Novak 43 yd. Field Goal (11-49, 4:38)
KC — C.Santos 30 yd. Field Goal (10-76, 2:07)

Team Statistics	Chiefs	Texans
First Downs	14	15
Total Net Yards	291	351
Rushes/Net Yards	19/119	34/97
Net Passing	172	254
Pass Attempts/Completions	37/20	33/19
Had Intercepted	0	2
Sacked/Yards Lost	4/14	2/14
Punts/Average	6/47.5	5/49.8
Penalties/Yards	9/77	5/44
Fumbles/Lost	3/3	0/0
Possession Time	26:01	33:59

RUSHING

KC — C. West 6-61; S. Ware 10-57; A. Smith 2-2; T. Hill 1-(-1)
HOU — L. Miller 25-83; A. Blue 5-11; J. Grimes 1-8; B. Miller 1-(-2); B. Osweiler 2-(-3)

RECEIVING

KC — J. Maclin 6-68; S. Ware 2-48; T. Kelce 5-34; C. Conley 2-15; A. Wilson 2-11; T. Hill 2-8; C. West 1-2
HOU — D. Hopkins 7-113, TD; W. Fuller 4-104; S. Anderson 2-15; L. Miller 2-14; J. Grimes 1-13; R. Griffin 1-5; B. Miller 1-3; C. Fiedorowicz 1-1

PASSING

KC — A. Smith 37-20-186, 0 TDs, 0 INT
HOU — B. Osweiler 33-19-268, TD, 2 INT

INTERCEPTIONS

KC — M. Peters 2
HOU — None

SACKS

KC — T. Hali 1.0; D. Johnson 1.0
HOU — J. Simon 1.5; J. Watt 1.5; B. McKinney 1.0

FIELD GOALS

KC — C. Santos(43) (35) (30) (54)
HOU — N. Novak(32) (24) (31) (43) 57SH



GAME 3 Chiefs 24, Jets 3

September 25, 2016 • Arrowhead Stadium • 71,587



New York Jets 0 3 0 0 — 3
Kansas City Chiefs 7 10 0 7 — 24

KC — T.Kelce 12 yd. pass from A.Smith (C.Santos kick) (4-35, 2:11)
KC — C.Santos 27 yd. Field Goal (14-44, 6:59)
KC — D.Harris 27 yd. fumble return (C.Santos kick)
NYJ — N.Folk 28 yd. Field Goal (9-46, 3:56)
KC — D.Johnson 55 yd. interception return (C.Santos kick)

Team Statistics	Jets	Chiefs
First Downs	17	18
Total Net Yards	305	293
Rushes/Net Yards	22/117	27/72
Net Passing	188	221
Pass Attempts/Completions	44/20	33/25
Had Intercepted	6	0
Sacked/Yards Lost	0/0	2/16
Punts/Average	2/43.0	4/43.0
Penalties/Yards	3/15	5/59
Fumbles/Lost	3/2	1/1
Possession Time	27:55	32:05

RUSHING

KC — S. Ware 20-75; C. West 3-3; A. Smith 3-(-3); T. Hill 1-(-3)
NYJ — M. Forte 15-65; B. Powell 4-30; R. Fitzpatrick 3-22

RECEIVING

KC — T. Kelce 6-89, TD; C. Conley 3-44; J. Maclin 4-35; T. Hill 3-26; D. Harris 2-14; R. Travis 2-10; C. West 3-8; S. Ware 1-8; A. Sherman 1-3
NYJ — B. Powell 6-41; Q. Enunwa 4-37; R. Anderson 2-34; E. Decker 1-31; B. Marshall 3-27; J. Marshall 2-19; M. Forte 2-(-1)

PASSING

KC — A. Smith 33-25-237, TD, 0 INT
NYJ — R. Fitzpatrick 44-20-188, 0 TDs, 6 INT

INTERCEPTIONS

KC — M. Peters 2; E. Berry 1; D. Johnson 1; D. Sorensen 1; D. White 1
NYJ — None

SACKS

KC — None
NYJ — D. Lee 0.5; L. Mauldin 0.5; S. Richardson 0.5; L. Williams 0.5

FIELD GOALS

KC — C. Santos(27)
NYJ — N. Folk(28)



GAME 4 Steelers 43, Chiefs 14

October 3, 2016 • Heinz Field • 61,278



Kansas City Chiefs 0 0 0 14 — 14
Pittsburgh Steelers 22 7 7 7 — 43

PIT — D.Heyward-Bey 31 yd. pass from B.Roethlisberger (B.Roethlisberger-M.Wheaton pass) (3-32, 1:23)
PIT — A.Brown 4 yd. pass from B.Roethlisberger (C.Boswell kick) (1-4, 0:04)
PIT — A.Brown 38 yd. pass from B.Roethlisberger (C.Boswell kick) (2-40, 0:47)
PIT — J.James 9 yd. pass from B.Roethlisberger (C.Boswell kick) (10-80, 3:44)
PIT — M.Wheaton 30 yd. pass from B.Roethlisberger (C.Boswell kick) (6-75, 3:41)
KC — T.Hill 9 yd. pass from A.Smith (C.Santos kick) (7-47, 2:17)
PIT — D.Williams 2 yd. run (C.Boswell kick) (8-75, 3:49)
KC — T.Kelce 3 yd. pass from A.Smith (C.Santos kick) (7-62, 3:41)

Team Statistics	Chiefs	Steelers
First Downs	22	18
Total Net Yards	357	436
Rushes/Net Yards	18/87	26/149
Net Passing	270	287
Pass Attempts/Completions	50/30	27/22
Had Intercepted	1	0
Sacked/Yards Lost	4/17	2/13
Punts/Average	6/42.8	5/42.2
Penalties/Yards	7/40	9/68
Fumbles/Lost	3/1	1/0
Possession Time	30:36	29:24

RUSHING

KC — S. Ware 13-82; J. Charles 2-7; A. Smith 1-2; K. Davis 1-(-2); T. Hill 1-(-2)
PIT — L. Bell 18-144; D. Williams 4-7, TD; L. Jones 2-(-0); S. Coates 1-(-1); B. Roethlisberger 1-(-1)

RECEIVING

KC — J. Maclin 5-78; C. Conley 6-70; A. Wilson 5-52; T. Hill 5-24, TD; T. Kelce 5-23, TD; K. Davis 2-14; S. Ware 1-14; D. Harris 1-12
PIT — S. Coates 6-79; A. Brown 4-64, 2 TDs; L. Bell 5-34; D. Heyward-Bey 1-31, TD; M. Wheaton 1-30, TD; D. Johnson 1-26; X. Grimble 1-19; J. James 2-15, TD; D. Williams 1-2

PASSING

KC — A. Smith 50-30-287, 2 TDs, 1 INT
PIT — B. Roethlisberger 27-22-300, 5 TDs, 0 INT

INTERCEPTIONS

KC — None
PIT — J. Jones 1

SACKS

KC — J. Howard 1.0; D. Ford 0.5; D. Poe 0.5
PIT — C. Heyward 3.0; V. Williams 1.0

FIELD GOALS

KC — C. Santos49RU
PIT — None



GAME 5

Chiefs 26, Raiders 10

October 16, 2016 • O.co Coliseum • 54,211



Kansas City Chiefs **7 6 10 3 — 26**

Oakland Raiders **7 3 0 0 — 10**

OAK — A.Holmes 3 yd. pass from D.Carr (S.Janikowski kick) (7-46, 3:02)

KC — S.Ware 2 yd. run (C.Santos kick) (10-57, 5:27)

KC — J.Charles 4 yd. run (kick failed, wr) (6-58, 3:18)

OAK — S.Janikowski 46 yd. Field Goal (5-44, 0:25)

KC — D.Poe 1 yd. run (C.Santos kick) (7-75, 3:23)

KC — C.Santos 22 yd. Field Goal (5-32, 2:47)

KC — C.Santos 44 yd. Field Goal (11-52, 5:32)

Team Statistics	Chiefs	Raiders
First Downs	22	16
Total Net Yards	406	285
Rushes/Net Yards	40/183	17/64
Net Passing	223	221
Pass Attempts/Completions	23/19	34/22
Had Intercepted	0	1
Sacked/Yards Lost	1/1	2/4
Punts/Average	3/40.7	3/53.0
Penalties/Yards	2/10	3/25
Fumbles/Lost	0/0	2/1
Possession Time	36:45	23:15

RUSHING

KC — S. Ware 24-131, TD; J. Charles 9-33, TD; C. West 3-19; D. Poe 1-1, TD; A. Smith 3-(-1)

OAK — D. Washington 10-49; D. Carr 3-8; J. Richard 4-7

RECEIVING

KC — J. Maclin 3-49; T. Kelce 3-32; S. Ware 2-32; C. Conley 3-26; A. Wilson 1-26; T. Hill 2-20; J. Charles 2-14; D. Thomas 2-14; D. Harris 1-11

OAK — A. Cooper 10-129; S. Roberts 3-29; C. Walford 2-25; M. Rivera 1-16; A. Holmes 2-11, TD; M. Crabtree 2-10; J. Richard 2-5

PASSING

KC — A. Smith 22-19-224, 0 TDs, 0 INT; J. Maclin 1-0-(0), 0 TDs, 0 INT

OAK — D. Carr 34-22-225, TD, 1 INT

INTERCEPTIONS

KC — M. Peters 1

OAK — None

SACKS

KC — D. Ford 2.0

OAK — K. Mack 1.0

FIELD GOALS

KC — C. Santos 38WL (22) (44)

OAK — S. Janikowski 52WL (46)



GAME 6

Chiefs 27, Saints 21

October 23, 2016 • Arrowhead Stadium • 76,282



New Orleans Saints **7 0 7 7 — 21**

Kansas City Chiefs **14 7 3 3 — 27**

NO — B.Cooks 9 yd. pass from D.Brees (W.Lutz kick) (10-80, 4:40)

KC — S.Ware 46 yd. pass from A.Smith (C.Santos kick) (5-75, 2:00)

KC — D.Sorensen 48 yd. interception return (C.Santos kick)

KC — T.Hill 38 yd. pass from A.Smith (C.Santos kick) (8-85, 4:58)

NO — M.Ingram 3 yd. pass from D.Brees (W.Lutz kick) (14-75, 8:03)

KC — C.Santos 39 yd. Field Goal (7-42, 3:36)

NO — B.Coleman 10 yd. pass from D.Brees (W.Lutz kick) (10-80, 2:27)

KC — C.Santos 41 yd. Field Goal (6-23, 2:05)

Team Statistics	Saints	Chiefs
First Downs	27	20
Total Net Yards	463	326
Rushes/Net Yards	22/104	28/112
Net Passing	359	214
Pass Attempts/Completions	48/37	24/17
Had Intercepted	1	0
Sacked/Yards Lost	1/8	0/0
Punts/Average	4/48.3	4/47.8
Penalties/Yards	10/75	4/30
Fumbles/Lost	3/1	0/0
Possession Time	32:38	27:22

RUSHING

KC — S. Ware 17-77; T. Hill 2-23; A. Smith 4-7; C. West 4-5; J. Charles 1-(0)

NO — M. Ingram 16-62; T. Hightower 5-39; J. Kuhn 1-3

RECEIVING

KC — S. Ware 2-54, TD; J. Maclin 4-40; T. Hill 1-38, TD; C. Conley 2-29; T. Kelce 2-24; D. Thomas 2-12; D. Harris 1-10; A. Wilson 1-4; C. West 1-3; A. Sherman 1-(0)

NO — M. Thomas 10-130; W. Snead 9-87; B. Cooks 7-58, TD; C. Fleener 2-44; M. Ingram 4-20, TD; B. Coleman 1-10, TD; T. Cadet 2-7; J. Hill 1-6; T. Hightower 1-5

PASSING

KC — A. Smith 24-17-214, 2 TDs, 0 INT

NO — D. Brees 48-37-367, 3 TDs, 1 INT

INTERCEPTIONS

KC — D. Sorensen 1

NO — None

SACKS

KC — D. Sorensen 1.0

NO — None

FIELD GOALS

KC — C. Santos (39) (41)

NO — None



GAME 7 Chiefs 30, Colts 14

October 30, 2016 • Lucas Oil Stadium • 65,417



Kansas City Chiefs 3 14 7 6 — 30

Indianapolis Colts 0 7 7 0 — 14

KC — C.Santos 33 yd. Field Goal (12-60, 4:40)

KC — T.Kelce 14 yd. pass from N.Foles (C.Santos kick) (6-80, 3:28)

IND — F.Gore 18 yd. pass from A.Luck (A.Vinatieri kick) (6-63, 2:51)

KC — J.Maclin 13 yd. pass from A.Smith (C.Santos kick) (3-36, 0:19)

KC — T.Hill 34 yd. pass from N.Foles (C.Santos kick) (10-75, 5:27)

IND — D.Moncrief 3 yd. pass from A.Luck (A.Vinatieri kick) (10-75, 5:29)

KC — C.Santos 22 yd. Field Goal (10-46, 5:05)

KC — C.Santos 44 yd. Field Goal (8-44, 3:34)

Team Statistics	Chiefs	Colts
First Downs	20	18
Total Net Yards	422	277
Rushes/Net Yards	27/88	21/105
Net Passing	334	172
Pass Attempts/Completions	41/25	35/19
Had Intercepted	0	1
Sacked/Yards Lost	3/16	6/38
Punts/Average	5/49.0	7/49.6
Penalties/Yards	6/40	5/45
Fumbles/Lost	0/0	3/1
Possession Time	33:36	26:24

RUSHING

KC — C. West 14-52; S. Ware 7-19; A. Smith 2-9; T. Hill 1-7; D. Thomas 2-2; N. Foles 1-(-1)

IND — A. Luck 9-60; F. Gore 9-37; R. Turbin 2-9; D. Moncrief 1-(-1)

RECEIVING

KC — T. Kelce 7-101, TD; T. Hill 5-98, TD; C. Conley 3-59; J. Maclin 3-43, TD; S. Ware 2-28; D. Harris 3-13; C. West 2-8

IND — D. Moncrief 4-41, TD; J. Doyle 2-36; P. Dorsett 5-33; E. Swoope 2-30; R. Turbin 3-25; F. Gore 2-25, TD; T. Hilton 1-20

PASSING

KC — N. Foles 22-16-223, 2 TDs, 0 INT; A. Smith 19-9-127, TD, 0 INT

IND — A. Luck 35-19-210, 2 TDs, 1 INT

INTERCEPTIONS

KC — P. Gaines 1

IND — None

SACKS

KC — D. Ford 3.5; C. Jones 1.0; F. Zombo 1.0; T. Hali 0.5

IND — E. Jackson 1.0; R. Mathis 1.0; E. Walden 1.0

FIELD GOALS

KC — C. Santos(33) (22) (44) 28RU

IND — None



GAME 8 Chiefs 19, Jaguars 14

November 6, 2016 • Arrowhead Stadium • 73,294



Jacksonville Jaguars 0 7 0 7 — 14

Kansas City Chiefs 7 3 6 3 — 19

KC — A.Wilson 23 yd. pass from N.Foles (C.Santos kick) (2-23, 0:14)

KC — C.Santos 26 yd. Field Goal (4-5, 2:06)

JAX — A.Robinson 1 yd. pass from B.Bortles (J.Myers kick) (11-88, 3:19)

KC — C.Santos 51 yd. Field Goal (4-5, 1:32)

KC — C.Santos 24 yd. Field Goal (6-25, 2:29)

KC — C.Santos 36 yd. Field Goal (9-38, 5:09)

JAX — T.Yeldon 13 yd. pass from B.Bortles (J.Myers kick) (9-61, 2:24)

Team Statistics	Jaguars	Chiefs
First Downs	25	10
Total Net Yards	449	231
Rushes/Net Yards	32/205	22/62
Net Passing	244	169
Pass Attempts/Completions	41/22	33/20
Had Intercepted	1	0
Sacked/Yards Lost	2/8	2/18
Punts/Average	4/41.8	7/50.4
Penalties/Yards	5/46	8/75
Fumbles/Lost	3/3	0/0
Possession Time	29:39	30:21

RUSHING

KC — C. West 13-39; T. Hill 2-21; K. Davis 3-10; N. Foles 3-(-3); A. Wilson 1-(-5)

JAX — C. Ivory 18-107; B. Bortles 6-54; T. Yeldon 7-33; M. Lee 1-11

RECEIVING

KC — T. Kelce 5-58; A. Wilson 3-42, TD; C. West 3-35; C. Conley 3-28; T. Hill 3-11; K. Davis 1-7; A. Sherman 1-6; J. O'Shaughnessy 1-(0)

JAX — M. Lee 4-84; A. Robinson 7-76, TD; T. Yeldon 5-32, TD; M. Lewis 2-23; J. Thomas 2-21; A. Benn 1-16; C. Ivory 1-(0)

PASSING

KC — N. Foles 33-20-187, TD, 0 INT

JAX — B. Bortles 41-22-252, 2 TDs, 1 INT

INTERCEPTIONS

KC — R. Wilson 1

JAX — None

SACKS

KC — D. Ford 2.0

JAX — S. Marks 1.0; D. Fowler 0.5; M. Jackson 0.5

FIELD GOALS

KC — C. Santos(26) (51) (24) (36)

JAX — J. Myers54WR



GAME 9 Chiefs 20, Panthers 17

November 13, 2016 • Bank of America Stadium • 74,181



Kansas City Chiefs 0 3 0 17 — 20
Carolina Panthers 3 14 0 0 — 17

CAR — G.Gano 42 yd. Field Goal (9-54, 4:11)
CAR — C.Newton 4 yd. run (G.Gano kick) (11-80, 5:44)
CAR — D.Funchess 38 yd. pass from C.Newton (G.Gano kick) (7-87, 3:36)
KC — C.Santos 47 yd. Field Goal (12-46, 1:42)
KC — C.Santos 36 yd. Field Goal (11-62, 3:19)
KC — E.Berry 42 yd. interception return (A.Smith-T.Kelce pass)
KC — C.Santos 33 yd. Field Goal (7-35, 3:09)
KC — C.Santos 37 yd. Field Goal (3-11, 0:20)

Team Statistics	Chiefs	Panthers
First Downs	18	22
Total Net Yards	256	341
Rushes/Net Yards	20/91	29/99
Net Passing	165	242
Pass Attempts/Completions	38/25	38/23
Had Intercepted	1	1
Sacked/Yards Lost	3/13	2/19
Punts/Average	5/49.0	5/44.6
Penalties/Yards	9/45	6/53
Fumbles/Lost	2/0	1/1
Possession Time	24:48	35:12

RUSHING

KC — S. Ware 13-61; A. Smith 4-13; T. Hill 1-12; C. West 2-5
CAR — C. Newton 12-54, TD; J. Stewart 13-39; F. Whittaker 2-5; T. Ginn 1-1; M. Tolbert 1-(0)

RECEIVING

KC — T. Hill 10-89; T. Kelce 3-31; A. Wilson 4-25; C. Conley 1-12; S. Ware 3-11; C. West 3-5; R. Travis 1-5
CAR — K. Benjamin 7-84; D. Funchess 3-56, TD; T. Ginn 5-44; G. Olsen 5-39; E. Dickson 1-26; F. Whittaker 1-9; C. Brown 1-3

PASSING

KC — A. Smith 38-25-178, 0 TDs, 1 INT
CAR — C. Newton 38-23-261, TD, 1 INT

INTERCEPTIONS

KC — E. Berry 1
CAR — T. Boston 1

SACKS

KC — D. Ford 1.0; C. Jones 1.0
CAR — M. Addison 1.0; K. Short 1.0; V. Butler 0.5; C. Johnson 0.5

FIELD GOALS

KC — C. Santos(47) (36) (33) (37)
CAR — G. Gano(42)



GAME 10 Buccaneers 19, Chiefs 17

November 20, 2016 • Arrowhead Stadium • 72,277



Tampa Bay Buccaneers 0 9 3 7 — 19
Kansas City Chiefs 3 7 0 7 — 17

KC — C.Santos 22 yd. Field Goal (14-74, 7:53)
TB — R.Aguayo 31 yd. Field Goal (9-62, 4:28)
TB — R.Aguayo 22 yd. Field Goal (10-63, 4:20)
KC — A.Smith 11 yd. run (C.Santos kick) (6-80, 3:06)
TB — R.Aguayo 41 yd. Field Goal (9-52, 1:06)
TB — R.Aguayo 36 yd. Field Goal (12-56, 5:00)
TB — A.Cross 3 yd. pass from J.Winston (R.Aguayo kick) (9-52, 5:42)
KC — A.Wilson 3 yd. pass from A.Smith (C.Santos kick) (12-78, 3:59)

Team Statistics	Buccaneers	Chiefs
First Downs	27	19
Total Net Yards	442	343
Rushes/Net Yards	34/116	21/82
Net Passing	326	261
Pass Attempts/Completions	39/24	31/24
Had Intercepted	0	1
Sacked/Yards Lost	1/5	0/0
Punts/Average	2/40.0	3/43.3
Penalties/Yards	7/42	5/30
Fumbles/Lost	2/1	2/1
Possession Time	35:18	24:42

RUSHING

KC — S. Ware 17-69; A. Smith 2-10, TD; T. Hill 1-8; T. Kelce 1-(-5)
TB — D. Martin 24-63; J. Winston 5-22; P. Barber 4-22; M. James 1-9

RECEIVING

KC — T. Kelce 7-108; T. Hill 4-53; C. West 3-42; C. Conley 4-28; A. Wilson 4-19, TD; S. Ware 2-16
TB — M. Evans 6-105; C. Shorts 5-62; R. Shepard 3-54; A. Humphries 4-47; D. Martin 3-42; C. Brate 2-18; A. Cross 1-3, TD

PASSING

KC — A. Smith 31-24-261, TD, 1 INT
TB — J. Winston 39-24-331, TD, 0 INT

INTERCEPTIONS

KC — None
TB — C. Conte 1

SACKS

KC — None
TB — None

FIELD GOALS

KC — C. Santos(22)
TB — R. Aguayo(31) (22) (41) (36)



GAME 11

Chiefs 30, Broncos 27

November 28, 2016 • Sports Authority Field at Mile High • 76,819



Kansas City Chiefs 0 9 7 8 6 — 30

Denver Broncos 0 3 7 14 3 — 27

KC — R.Okung tackled in end zone for a Safety
KC — T.Hill 86 yd. kickoff return (C.Santos kick) (0-0, 0:12)
DEN — B.McManus 33 yd. Field Goal (10-60, 4:17)
DEN — J.Taylor 6 yd. pass from T.Siemian (B.McManus kick) (12-63, 5:20)
KC — T.Hill 3 yd. run (C.Santos kick) (12-75, 7:07)
DEN — E.Sanders 35 yd. pass from T.Siemian (B.McManus kick) (4-88, 1:37)
DEN — B.Fowler 76 yd. pass from T.Siemian (B.McManus kick) (6-96, 2:37)
KC — T.Hill 3 yd. pass from A.Smith (A.Smith-D.Harris pass) (13-75, 2:48)
DEN — B.McManus 44 yd. Field Goal (11-49, 6:09)
KC — C.Santos 37 yd. Field Goal (10-46, 4:32)
KC — C.Santos 34 yd. Field Goal (4-32, 1:01)

Team Statistics	Chiefs	Broncos
First Downs	23	21
Total Net Yards	273	464
Rushes/Net Yards	26/83	38/124
Net Passing	190	340
Pass Attempts/Completions	44/26	34/20
Had Intercepted	0	0
Sacked/Yards Lost	6/30	5/28
Punts/Average	9/47.9	6/45.2
Penalties/Yards	9/71	15/97
Fumbles/Lost	0/0	3/1
Possession Time	37:39	37:19

RUSHING

KC — S. Ware 17-64; C. West 3-8; K. Davis 3-6; T. Hill 1-3, TD; A. Smith 2-2
DEN — D. Booker 24-79; T. Siemian 5-23; K. Bibbs 9-22

RECEIVING

KC — T. Kelce 8-101; T. Hill 9-52, TD; S. Ware 2-32; C. Conley 3-26; A. Wilson 2-6; D. Thomas 1-4; J. O'Shaughnessy 1-(-1)
DEN — E. Sanders 7-162, TD; B. Fowler 1-76, TD; D. Thomas 5-60; A. Derby 4-43; D. Booker 1-22; J. Taylor 1-6, TD; A. Janovich 1-(-1)

PASSING

KC — A. Smith 44-26-220, TD, 0 INT
DEN — T. Siemian 34-20-368, 3 TDs, 0 INT

INTERCEPTIONS

KC — None
DEN — None

SACKS

KC — J. Houston 3.0; T. Hali 1.0; K. Reyes 1.0
DEN — V. Miller 3.0; S. Ray 1.0; D. Ware 1.0; D. Wolfe 1.0

FIELD GOALS

KC — C. Santos(37) (34)
DEN — B. McManus(33) (44) 62SH



GAME 12

Chiefs 29, Falcons 28

December 4, 2016 • Georgia Dome • 69,879



Kansas City Chiefs 6 14 7 2 — 29

Atlanta Falcons 10 6 0 12 — 28

ATL — D.Freeman 1 yd. run (M.Bryant kick) (10-81, 4:58)
KC — S.Ware 3 yd. run (kick blocked) (4-72, 2:02)
ATL — M.Bryant 22 yd. Field Goal (5-71, 2:49)
ATL — M.Bryant 22 yd. Field Goal (11-53, 4:26)
KC — S.Ware 3 yd. pass from A.Smith (C.Santos kick) (11-92, 6:20)
KC — E.Berry 37 yd. interception return (C.Santos kick)
ATL — M.Bryant 59 yd. Field Goal (5-33, 0:37)
KC — A.Wilson 55 yd. run (C.Santos kick) (4-64, 2:08)
ATL — D.Freeman 1 yd. run (pass failed) (11-80, 6:12)
ATL — A.Robinson 5 yd. pass from M.Ryan (10-80, 4:53)
KC — E.Berry defensive two point conversion

Team Statistics	Chiefs	Falcons
First Downs	17	32
Total Net Yards	389	418
Rushes/Net Yards	22/123	30/128
Net Passing	266	290
Pass Attempts/Completions	25/21	34/22
Had Intercepted	0	1
Sacked/Yards Lost	1/4	2/7
Punts/Average	3/50.0	1/46.0
Penalties/Yards	13/128	5/30
Fumbles/Lost	1/1	0/0
Possession Time	28:08	31:52

RUSHING

KC — A. Wilson 1-55, TD; S. Ware 14-29, TD; D. Thomas 1-23; T. Hill 2-19; C. West 1-(-0); A. Smith 3-(-3)
ATL — D. Freeman 15-56, 2 TDs; T. Coleman 12-49; M. Ryan 3-23

RECEIVING

KC — T. Kelce 8-140; T. Hill 5-53; A. Wilson 4-48; S. Ware 3-23, TD; D. Harris 1-6
ATL — J. Jones 7-113; D. Freeman 4-49; T. Gabriel 5-44; L. Toilolo 1-42; M. Sanu 2-26; A. Robinson 2-18, TD; J. Hardy 1-5

PASSING

KC — A. Smith 25-21-270, TD, 0 INT
ATL — M. Ryan 34-22-297, TD, 1 INT

INTERCEPTIONS

KC — E. Berry 1
ATL — None

SACKS

KC — T. Hali 1.0; J. Houston 1.0
ATL — V. Beasley 1.0

FIELD GOALS

KC — None
ATL — M. Bryant(22) (22) (59)



CHIEFS

ROSTER, DEPTH & TRANSACTIONS

THIS IS CHIEFS KINGDOM

2016 KANSAS CITY CHIEFS ALPHABETICAL ROSTER

(As of December 5, 2016)

NO.	NAME	POS.	HT.	WT.	AGE	EXP.	COLLEGE	HOW ACQ.	HOMETOWN
27	Acker, Kenneth	CB	6-0	195	24	3	SMU	T (SF)-16	Portland, Ore.
57	Alexander, D.J.	LB	6-2	233	25	2	Oregon State	D5a-15	Palm Desert, Calif.
77	Barnes, T.J.	DL	6-7	364	26	3	Georgia Tech	FA-16	Montgomery, Ala.
29	Berry, Eric	S	6-0	212	27	7	Tennessee	D1-10	Fairburn, Ga.
9	Bray, Tyler	QB	6-6	215	24	4	Tennessee	CFA-13	Kingsburg, Calif.
2	Colquitt, Dustin	P	6-3	210	34	12	Tennessee	D3-05	Knoxville, Tenn.
17	Conley, Chris	WR	6-3	205	24	2	Georgia	D3a-15	Dallas, Ga.
34	Davis, Knile	RB	5-10	227	25	4	Arkansas	D3b-13	Missouri City, Texas
76	Duvernay-Tardif, Laurent	G	6-5	321	25	3	McGill	D6b-14	Montreal, Quebec
72	Fisher, Eric	T	6-7	315	25	4	Central Michigan	D1-13	Rochester, Mich.
4	Foles, Nick	QB	6-6	243	27	5	Arizona	FA-16	Austin, Texas
55	Ford, Dee	LB	6-2	252	25	3	Auburn	D1-14	Odenville, Ala.
73	Fulton, Zach	OL	6-5	316	25	3	Tennessee	D6a-14	Homewood, Ill.
23	Gaines, Phillip	CB	6-0	193	25	3	Rice	D3-14	Converse, Texas
91	Hali, Tamba	LB	6-3	275	33	11	Penn State	D1-06	Teaneck, N.J.
84	Harris, Demetrius	TE	6-7	230	25	3	UW-Milwaukee	CFA-13	Little Rock, Ark.
10	Hill, Tyreek	WR	5-10	185	22	R	West Alabama	D5b-16	Pearson, Ga.
50	Houston, Justin	LB	6-3	258	27	6	Georgia	D3-11	Statesboro, Ga.
94	Jenkins, Jarvis	DL	6-4	300	28	6	Clemson	FA-16	Clemson, S.C.
56	Johnson, Derrick	LB	6-3	242	34	12	Texas	D1-05	Waco, Texas
95	Jones, Chris	DL	6-6	310	22	R	Mississippi State	D2-16	Houston, Miss.
87	Kelce, Travis	TE	6-5	260	27	4	Cincinnati	D3a-13	Cleveland Heights, Ohio
19	Maclin, Jeremy	WR	6-0	198	28	8	Missouri	UFA-15	Kirkwood, Mo.
39	Mitchell, Terrance	CB	5-11	190	24	3	Oregon	FA-16	Sacramento, Calif.
61	Morse, Mitch	C	6-6	305	24	2	Missouri	D2-15	Austin, Texas
21	Murray, Eric	DB	5-11	199	22	R	Minnesota	D4b-16	Milwaukee, Wis.
20	Nelson, Steven	CB	5-11	194	23	2	Oregon State	D3b-15	Warner Robins, Ga.
52	Nicolas, Dadi	LB	6-3	235	24	R	Virginia Tech	D6b-16	Port-au-Prince, Haiti
99	Nunez-Roches, Rakeem	DL	6-2	307	23	2	Southern Miss	D6-15	Dangriga, Belize
80	O'Shaughnessy, James	TE	6-4	245	24	2	Illinois State	D5b-15	Naperville, Ill.
38	Parker, Ron	DB	6-0	206	29	6	Newberry	W (SEA)-13	St. Helena Island, S.C.
68	Person, Mike	OL	6-4	300	28	6	Montana State	FA-16	Glendive, Mont.
22	Peters, Marcus	CB	6-0	197	23	2	Washington	D1-15	Oakland, Calif.
92	Poe, Dontari	DT	6-3	346	26	5	Memphis	D1-12	Memphis, Tenn.
75	Reid, Jah	T	6-7	325	28	6	UCF	FA-15	Haines City, Fla.
98	Reyes, Kendall	DE	6-4	300	27	5	Connecticut	FA-16	Nashua, New Hampshire
14	Robinson, Demarcus	WR	6-1	203	22	R	Florida	D4c-16	Fort Valley, Ga.
5	Santos, Cairo	K	5-8	160	25	3	Tulane	CFA-14	St. Augustine, Fla.
71	Schwartz, Mitchell	T	6-5	320	27	5	California	UFA-16	Pacific Palisades, Calif.
42	Sherman, Anthony	FB	5-10	242	27	6	Connecticut	T (ARI)-13	North Attleborough, Mass.
11	Smith, Alex	QB	6-4	217	32	12	Utah	T (SF)-13	La Mesa, Calif.
48	Smith, Terrance	LB	6-2	235	23	R	Florida State	CFA-16	Decatur, Ga.
49	Sorensen, Daniel	S	6-2	208	26	3	BYU	CFA-14	Colton, Calif.
13	Thomas, De'Anthony	WR	5-8	176	23	3	Oregon	D4-14	Los Angeles, Calif.
88	Travis, Ross	TE	6-7	235	23	1	Penn State	CFA-15	Chaska, Minn.
32	Ware, Spencer	RB	5-10	229	25	3	LSU	FA-14	Eunice, La.
35	West, Charcandrick	RB	5-10	205	25	3	Abilene Christian	CFA-14	Springhill, La.
24	White, D.J.	CB	5-11	193	23	R	Georgia Tech	D6a-16	Atlanta, Ga.
12	Wilson, Albert	WR	5-9	200	24	3	Georgia State	CFA-14	Port St. Lucie, Fla.
53	Wilson, Ramik	LB	6-2	237	24	2	Georgia	D4-15	Tampa, Fla.
41	Winchester, James	LS	6-3	240	27	2	Oklahoma	FA-15	Washington, Okla.
70	Witzmann, Bryan	T	6-7	320	26	2	South Dakota State	W (DAL)-16	Houlton, Wis.
51	Zombo, Frank	LB	6-3	254	29	7	Central Michigan	UFA-13	Sterling Heights, Mich.
Practice Squad									
67	Cheek, Joseph	OL	6-7	311	24	R	Texas A&M	FA-16	Seguin, Texas
65	Devey, Jordan	G	6-6	320	28	3	Memphis	W (SF)-16	American Fork, Utah
43	Hall, Jimmy	S	6-1	230	25	2	Northwestern	FA-16	Toledo, Ohio
85	Hammond Jr., Frankie	WR	6-1	184	26	3	Florida	CFA-13	Hallandale Beach, Fla.
15	Jones, Seantavious	WR	6-3	200	24	1	Valdosta State	FA-16	Tucker, Ga.
93	King, David	DL	6-4	281	26	2	Oklahoma	W (SEA)-15	Houston, Texas
44	Okine, Earl	LB	6-6	290	26	1	Florida	FA-16	Gainesville, Fla.
31	Reaves, Darrin	RB	5-10	215	23	2	UAB	FA-15	Birmingham, Ala.
8	Stave, Joel	QB	6-4	230	24	R	Wisconsin	FA-16	Greenfield, Wis.
Injured Reserve									
97	Bailey, Allen	DL	6-3	288	27	6	Miami (Fla.)	D3b-11	Sapelo Island, Ga.
25	Charles, Jamaal	RB	5-11	199	29	9	Texas	D3a-08	Port Arthur, Texas
6	Cook, Kenny	WR	6-4	218	24	1	Gardner-Webb	CFA-15	Cross Hill, S.C.
79	Ehinger, Parker	OL	6-6	310	23	R	Cincinnati	D4a-16	Rockford, Mich.
48	Harris, Vernon	CB	6-1	197	22	R	Dartmouth	CFA-16	Fort Lauderdale, Fla.
96	Howard, Jaye	DL	6-3	301	27	5	Florida	W (SEA)-13	Apopka, Fla.
59	March-Lillard, Justin	LB	6-0	222	23	2	Akron	CFA-15	Danville, Ill.
90	Mauga, Josh	LB	6-1	245	29	7	Nevada	FA-14	Fallon, Nev.
40	Millard, Trey	FB	6-2	247	25	2	Oklahoma	FA-16	Columbia, Mo.

HEAD COACH: Andy Reid

OFFENSE: Brad Childress (Co-Offensive Coordinator); David Culley (Asst. Head Coach/Wide Receivers); Matt Nagy (Co-Offensive Coordinator); Eric Bieniemy (Running Backs); Joe Bleymaier (Offensive Quality Control); Andy Heck (Offensive Line); Corey Mattheai (Asst. Quarterbacks); Tom Melvin (Tight Ends).

DEFENSE: Bob Sutton (Defensive Coordinator); Mark DeLeone (Asst. Linebackers); Taylor Embree (Defensive Asst.); Gary Gibbs (Linebackers); Al Harris (Secondary/Cornerbacks); Britt Reid (Defensive Line); Mike Smith (Asst. Defensive Line); Emmitt Thomas (Defensive Backs).

SPECIALISTS: Dave Toub (Special Teams Coordinator); Brock Olivo (Asst. Special Teams).

MISCELLANEOUS: Tommy Brasher (Special Projects); Barry Rubin (Head Strength & Conditioning); Travis Crittenden (Asst. Strength & Conditioning); Ryan Reynolds (Asst. Strength & Conditioning); Devin Woodhouse (Asst. Strength & Conditioning); Mike Frazier (Statistical Analysis Coordinator); Kyle Childress (Senior Asst. to Head Coach).

2016 KANSAS CITY CHIEFS NUMERICAL ROSTER

(As of December 5, 2016)

NO.	NAME	POS.	HT.	WT.	AGE	EXP.	COLLEGE	HOW ACQ.	HOMETOWN
2	Dustin Colquitt	P	6-3	210	34	12	Tennessee	D3-05	Knoxville, Tenn.
4	Nick Foles	QB	6-6	243	27	5	Arizona	FA-16	Austin, Texas
5	Cairo Santos	K	5-8	160	25	3	Tulane	CFA-14	St. Augustine, Fla.
9	Tyler Bray	QB	6-6	215	24	4	Tennessee	CFA-13	Kingsburg, Calif.
10	Tyreek Hill	WR	5-10	185	22	R	West Alabama	D5b-16	Pearson, Ga.
11	Alex Smith	QB	6-4	217	32	12	Utah	T (SF)-13	La Mesa, Calif.
12	Albert Wilson	WR	5-9	200	24	3	Georgia State	CFA-14	Port St. Lucie, Fla.
13	De'Anthony Thomas	WR	5-8	176	23	3	Oregon	D4-14	Los Angeles, Calif.
14	Demarcus Robinson	WR	6-1	203	22	R	Florida	D4c-16	Fort Valley, Ga.
17	Chris Conley	WR	6-3	205	24	2	Georgia	D3a-15	Dallas, Ga.
19	Jeremy Maclin	WR	6-0	198	28	8	Missouri	UFA-15	Kirkwood, Mo.
20	Steven Nelson	CB	5-11	194	23	2	Oregon State	D3b-15	Warner Robins, Ga.
21	Eric Murray	DB	5-11	199	22	R	Minnesota	D4b-16	Milwaukee, Wis.
22	Marcus Peters	CB	6-0	197	23	2	Washington	D1-15	Oakland, Calif.
23	Phillip Gaines	CB	6-0	193	25	3	Rice	D3-14	Converse, Texas
24	D.J. White	CB	5-11	193	23	R	Georgia Tech	D6a-16	Atlanta, Ga.
27	Kenneth Acker	CB	6-0	195	24	3	SMU	T(SF)-16	Portland, Ore.
29	Eric Berry	S	6-0	212	27	7	Tennessee	D1-10	Fairburn, Ga.
32	Spencer Ware	RB	5-10	229	25	3	LSU	FA-14	Eunice, La.
34	Knile Davis	RB	5-10	227	25	4	Arkansas	D3b-13	Missouri City, Texas
35	Charcandrick West	RB	5-10	205	25	3	Abilene Christian	CFA-14	Springhill, La.
38	Ron Parker	DB	6-0	206	29	6	Newberry	W (SEA)-13	St. Helena Island, S.C.
39	Terrance Mitchell	CB	5-11	190	24	3	Oregon	FA-16	Sacramento, Calif.
41	James Winchester	LS	6-3	240	27	2	Oklahoma	FA-15	Washington, Okla.
42	Anthony Sherman	FB	5-10	242	27	6	Connecticut	T (ARI)-13	North Attleborough, Mass.
48	Terrance Smith	LB	6-2	235	23	R	Florida State	CFA-16	Decatur, Ga.
49	Daniel Sorensen	S	6-2	208	26	3	BYU	CFA-14	Colton, Calif.
50	Justin Houston	LB	6-3	258	27	6	Georgia	D3-11	Statesboro, Ga.
51	Frank Zombo	LB	6-3	254	29	7	Central Michigan	UFA-13	Sterling Heights, Mich.
52	Dadi Nicolas	LB	6-3	235	24	R	Virginia Tech	D6b-16	Port-au-Prince, Haiti
53	Ramik Wilson	LB	6-2	237	24	2	Georgia	D4-15	Tampa, Fla.
55	Dee Ford	LB	6-2	252	25	3	Auburn	D1-14	Odenville, Ala.
56	Derrick Johnson	LB	6-3	242	34	12	Texas	D1-05	Waco, Texas
57	D.J. Alexander	LB	6-2	233	25	2	Oregon State	D5a-15	Palm Desert, Calif.
61	Mitch Morse	C	6-6	305	24	2	Missouri	D2-15	Austin, Texas
68	Mike Person	OL	6-4	300	28	6	Montana State	FA-16	Glendive, Mont.
70	Bryan Witzmann	T	6-7	320	26	2	South Dakota State	W (DAL)-16	Houlton, Wis.
71	Mitchell Schwartz	T	6-5	320	27	5	California	UFA-16	Pacific Palisades, Calif.
72	Eric Fisher	T	6-7	315	25	4	Central Michigan	D1-13	Rochester, Mich.
73	Zach Fulton	OL	6-5	316	25	3	Tennessee	D6a-14	Homewood, Ill.
75	Jah Reid	T	6-7	325	28	6	UCF	FA-15	Haines City, Fla.
76	Laurent Duvernay-Tardif	G	6-5	321	25	3	McGill	D6b-14	Montreal, Quebec
77	T.J. Barnes	DL	6-7	364	26	3	Georgia Tech	FA-16	Montgomery, Ala.
80	James O'Shaughnessy	TE	6-4	245	24	2	Illinois State	D5b-15	Naperville, Ill.
84	Demetrius Harris	TE	6-7	230	25	3	UW-Milwaukee	CFA-13	Little Rock, Ark.
87	Travis Kelce	TE	6-5	260	27	4	Cincinnati	D3a-13	Cleveland Heights, Ohio
88	Ross Travis	TE	6-7	235	23	1	Penn State	CFA-15	Chaska, Minn.
91	Tamba Hali	LB	6-3	275	33	11	Penn State	D1-06	Teaneck, N.J.
92	Dontari Poe	DT	6-3	346	26	5	Memphis	D1-12	Memphis, Tenn.
94	Jarvis Jenkins	DL	6-4	300	28	6	Clemson	FA-16	Clemson, S.C.
95	Chris Jones	DL	6-6	310	22	R	Mississippi State	D2-16	Houston, Miss.
98	Kendall Reyes	DE	6-4	300	27	5	Connecticut	FA-16	Nashua, New Hampshire
99	Rakeem Nunez-Roches	DL	6-2	307	23	2	Southern Miss	D6-15	Dangriga, Belize
Practice Squad									
8	Joel Stave	QB	6-4	230	24	R	Wisconsin	FA-16	Greenfield, Wis.
15	Seantavious Jones	WR	6-3	200	24	1	Valdosta State	FA-16	Tucker, Ga.
31	Darrin Reaves	RB	5-10	215	23	2	UAB	FA-15	Birmingham, Ala.
43	Jimmy Hall	S	6-1	230	25	2	Northwestern	FA-16	Toledo, Ohio
44	Earl Okine	LB	6-6	290	26	1	Florida	FA-16	Gainesville, Fla.
65	Jordan Devey	G	6-6	320	28	3	Memphis	W (SF)-16	American Fork, Utah
67	Joseph Cheek	OL	6-7	311	24	R	Texas A&M	FA-16	Seguin, Texas
85	Frankie Hammond Jr.	WR	6-1	184	26	3	Florida	CFA-13	Hallandale Beach, Fla.
93	David King	DL	6-4	281	26	2	Oklahoma	W (SEA)-15	Houston, Texas
Injured Reserve									
6	Kenny Cook	WR	6-4	218	24	1	Gardner-Webb	CFA-15	Cross Hill, S.C.
25	Jamaal Charles	RB	5-11	199	29	9	Texas	D3a-08	Port Arthur, Texas
40	Trey Millard	FB	6-2	247	25	2	Oklahoma	FA-16	Columbia, Mo.
48	Vernon Harris	CB	6-1	197	22	R	Dartmouth	CFA-16	Fort Lauderdale, Fla.
59	Justin March-Lillard	LB	6-0	222	23	2	Akron	CFA-15	Danville, Ill.
79	Parker Ehinger	OL	6-6	310	23	R	Cincinnati	D4a-16	Rockford, Mich.
90	Josh Mauga	LB	6-1	245	29	7	Nevada	FA-14	Fallon, Nev.
96	Jaye Howard	DL	6-3	301	27	5	Florida	W (SEA)-13	Apopka, Fla.
97	Allen Bailey	DL	6-3	288	27	6	Miami (Fla.)	D3b-11	Sapelo Island, Ga.

HEAD COACH: Andy Reid

OFFENSE: Brad Childress (Co-Offensive Coordinator); David Culley (Asst. Head Coach/Wide Receivers); Matt Nagy (Co-Offensive Coordinator); Eric Bieniemy (Running Backs); Joe Bleymaier (Offensive Quality Control); Andy Heck (Offensive Line); Corey Mattheaei (Asst. Quarterbacks); Tom Melvin (Tight Ends).

DEFENSE: Bob Sutton (Defensive Coordinator); Mark DeLeone (Asst. Linebackers); Taylor Embree (Defensive Asst.); Gary Gibbs (Linebackers); Al Harris (Secondary/Cornerbacks); Britt Reid (Defensive Line); Mike Smith (Asst. Defensive Line); Emmitt Thomas (Defensive Backs).

SPECIALISTS: Dave Toub (Special Teams Coordinator); Brock Olivo (Asst. Special Teams).

MISCELLANEOUS: Tommy Brasher (Special Projects); Barry Rubin (Head Strength & Conditioning); Travis Crittenden (Asst. Strength & Conditioning); Ryan Reynolds (Asst. Strength & Conditioning); Devin Woodhouse (Asst. Strength & Conditioning); Mike Frazier (Statistical Analysis Coordinator); Kyle Childress (Senior Asst. to Head Coach).

2016 KANSAS CITY CHIEFS POSITION-BY-POSITION ROSTER

(As of December 5, 2016)

QUARTERBACKS (3)

NO.	NAME	POS.	HT.	WT.	AGE	EXP.	COLLEGE	HOMETOWN	HOW ACQ.
9	Bray, Tyler	QB	6-6	215	24	4	Tennessee	Kingsburg, Calif	CFA-13
4	Foles, Nick	QB	6-6	243	27	5	Arizona	Austin, Texas	FA-16
11	Smith, Alex	QB	6-4	217	32	12	Utah	La Mesa, Calif.	T (SF)-13

RUNNING BACKS (4)

NO.	NAME	POS.	HT.	WT.	AGE	EXP.	COLLEGE	HOMETOWN	HOW ACQ.
34	Davis, Knile	RB	5-10	227	25	4	Arkansas	Missouri City, Texas	D3b-13
42	Sherman, Anthony	FB	5-10	242	27	6	Connecticut	North Attleborough, Mass.	T (ARI)-13
32	Ware, Spencer	RB	5-10	229	25	3	LSU	Eunice, La.	FA-14
35	West, Charcandrick	RB	5-10	205	25	3	Abilene Christian	Springhill, La.	CFA-14

WIDE RECEIVERS (6)

NO.	NAME	POS.	HT.	WT.	AGE	EXP.	COLLEGE	HOMETOWN	HOW ACQ.
17	Conley, Chris	WR	6-3	205	24	2	Georgia	Dallas, Ga.	D3a-15
10	Hill, Tyreek	RB	5-10	185	22	R	West Alabama	Pearson, Ga.	D5b-16
19	Maclin, Jeremy	WR	6-0	198	28	8	Missouri	Kirkwood, Mo.	UFA-15
14	Robinson, Demarcus	WR	6-1	203	22	R	Florida	Fort Valley, Ga.	D4c-16
13	Thomas, De'Anthony	WR	5-8	176	23	3	Oregon	Los Angeles, Calif.	D4-14
12	Wilson, Albert	WR	5-9	200	24	3	Georgia State	Port St. Lucie, Fla.	CFA-14

TIGHTENDS (4)

NO.	NAME	POS.	HT.	WT.	AGE	EXP.	COLLEGE	HOMETOWN	HOW ACQ.
84	Harris, Demetrius	TE	6-7	230	25	3	UW-Milwaukee	Little Rock, Ark.	CFA-13
87	Kelce, Travis	TE	6-5	260	25	4	Cincinnati	Cleveland Heights, Ohio	D3a-13
80	O'Shaughnessy, James	TE	6-4	245	24	2	Illinois State	Naperville, Ill.	D5b-15
88	Travis, Ross	TE	6-7	235	23	1	Penn State	Chaska, Minn	CFA-15

OFFENSIVE LINE (8)

NO.	NAME	POS.	HT.	WT.	AGE	EXP.	COLLEGE	HOMETOWN	HOW ACQ.
76	Duvernay-Tardif, Laurent	G	6-5	321	25	3	McGill	Montreal, Quebec	D6b-14
72	Fisher, Eric	T	6-7	315	25	4	Central Michigan	Rochester, Mich.	D1-13
73	Fulton, Zach	OL	6-5	316	25	3	Tennessee	Homewood, Ill.	D6a-14
61	Morse, Mitch	C	6-6	305	24	2	Missouri	Austin, Texas	D2-15
68	Person, Mike	OL	6-4	300	28	6	Montana State	Glendive, Mont.	FA-16
75	Reid, Jah	T	6-7	325	28	6	UCF	Haines City, Fla.	FA-15
71	Schwartz, Mitchell	T	6-5	320	27	5	California	Pacific Palisades, Calif.	UFA-16
70	Witzmann, Bryan	T	6-7	320	26	2	South Dakota State	Houlton, Wis.	W (DAL)-16

DEFENSIVE LINE (6)

NO.	NAME	POS.	HT.	WT.	AGE	EXP.	COLLEGE	HOMETOWN	HOW ACQ.
77	Barnes, T.J.	DL	6-7	364	26	3	Georgia Tech	Montgomery, Ala.	FA-16
94	Jenkins, Jarvis	DL	6-4	300	28	6	Clemson	Clemson, S.C.	FA-16
95	Jones, Chris	DL	6-6	310	22	R	Mississippi State	Houston, Miss.	D2-16
99	Nunez-Roches, Rakeem	DL	6-2	307	23	2	Southern Miss	Dangriga, Belize	D6-15
92	Poe, Dontari	DT	6-3	346	26	5	Memphis	Memphis, Tenn.	D1-12
98	Reyes, Kendall	DE	6-4	300	27	5	Connecticut	Nashua, New Hampshire	FA-16

LINEBACKERS (9)

NO.	NAME	POS.	HT.	WT.	AGE	EXP.	COLLEGE	HOMETOWN	HOW ACQ.
57	Alexander, D.J.	LB	6-2	233	25	2	Oregon State	Palm Desert, Calif.	D5a-15
55	Ford, Dee	LB	6-2	252	25	3	Auburn	Odenville, Ala.	D1-14
91	Hali, Tamba	LB	6-3	275	33	11	Penn State	Teaneck, N.J.	D1-06
50	Houston, Justin	LB	6-3	258	27	6	Georgia	Statesboro, Ga.	D3-11
56	Johnson, Derrick	LB	6-3	242	34	12	Texas	Waco, Texas	D1-05
52	Nicolas, Dadi	LB	6-3	235	24	R	Virginia Tech	Port-au-Prince, Haiti	D6b-16
48	Smith, Terrance	LB	6-2	235	23	R	Florida State	Decatur, Ga.	CFA-16
53	Wilson, Ramik	LB	6-2	237	24	2	Georgia	Tampa, Fla.	D4-15
51	Zombo, Frank	LB	6-3	254	29	7	Central Michigan	Sterling Heights, Mich.	UFA-13

DEFENSIVE BACKS (10)

NO.	NAME	POS.	HT.	WT.	AGE	EXP.	COLLEGE	HOMETOWN	HOW ACQ.
27	Acker, Kenneth	CB	6-0	195	24	3	SMU	Portland, Ore.	T (SF)-16
29	Berry, Eric	S	6-0	212	27	7	Tennessee	Fairburn, Ga.	D1-10
23	Gaines, Phillip	CB	6-0	193	25	3	Rice	Converse, Texas	D3-14
39	Mitchell, Terrance	CB	5-11	190	24	3	Oregon	Sacramento, Calif.	FA-16
21	Murray, Eric	DB	5-11	199	22	R	Minnesota	Milwaukee, Wis.	D4b-16
20	Nelson, Steven	CB	5-11	194	23	2	Oregon State	Warner Robins, Ga.	D3b-15
38	Parker, Ron	DB	6-0	206	29	6	Newberry	St. Helena Island, S.C.	W (SEA)-13
22	Peters, Marcus	CB	6-0	197	23	2	Washington	Oakland, Calif.	D1-15
49	Sorensen, Daniel	S	6-2	208	26	3	BYU	Colton, Calif.	CFA-14
24	White, D.J.	CB	5-11	193	23	R	Georgia Tech	Atlanta, Ga.	D6a-16

SPECIALISTS (3)

NO.	NAME	POS.	HT.	WT.	AGE	EXP.	COLLEGE	HOMETOWN	HOW ACQ.
2	Colquitt, Dustin	P	6-3	210	34	12	Tennessee	Knoxville, Tenn.	D3-05
5	Santos, Cairo	K	5-8	160	25	3	Tulane	St. Augustine, Fla.	CFA-14
41	Winchester, James	LS	6-3	240	27	2	Oklahoma	Washington, Okla.	FA-15

2016 KANSAS CITY CHIEFS UNOFFICIAL DEPTH CHART

(As of December 5, 2016)

OFFENSE

WR	19 Jeremy Maclin	<u>10 Tyreek Hill</u>	13 De'Anthony Thomas
LT	72 Eric Fisher	70 Bryan Witzmann	
LG	73 Zach Fulton	68 Mike Person	
C	61 Mitch Morse		
RG	76 Laurent Duvernay-Tardif		
RT	71 Mitchell Schwartz	75 Jah Reid	
TE	87 Travis Kelce	84 Demetrius Harris	88 Ross Travis
WR	17 Chris Conley	12 Albert Wilson	<u>14 Demarcus Robinson</u>
QB	11 Alex Smith	4 Nick Foles	9 Tyler Bray
RB	32 Spencer Ware	35 Charcandrick West	34 Knile Davis
FB	42 Anthony Sherman	32 Spencer Ware	

DEFENSE

LDE	99 Rakeem Nunez-Roches	98 Kendall Reyes	77 T.J. Barnes
NT	92 Dontari Poe		
RDE	<u>95 Chris Jones</u>	94 Jarvis Jenkins	
LOLB	55 Dee Ford	<u>52 Dadi Nicolas</u>	50 Justin Houston
LILB	56 Derrick Johnson	57 D.J. Alexander	
RILB	53 Ramik Wilson	<u>48 Terrance Smith</u>	
ROLB	91 Tamba Hali	51 Frank Zombo	
LCB	22 Marcus Peters	<u>24 D.J. White</u>	39 Terrance Mitchell
RCB	23 Phillip Gaines	20 Steven Nelson	27 Kenneth Acker
SS	29 Eric Berry	49 Daniel Sorensen	
FS	38 Ron Parker	<u>21 Eric Murray</u>	

SPECIALISTS

P	2 Dustin Colquitt	5 Cairo Santos
K	5 Cairo Santos	2 Dustin Colquitt
KO	5 Cairo Santos	2 Dustin Colquitt
LS	41 James Winchester	
H	2 Dustin Colquitt	
PR	<u>10 Tyreek Hill</u>	13 De'Anthony Thomas
KR	<u>10 Tyreek Hill</u>	

Rookies Underlined

Reads Left to Right, Top Line then Bottom

PRONUNCIATION GUIDE

Laurent Duvernay-Tardif	Doo-ver-nay Tar-diff
Tamba Hali	TOM-buh HA-LEE
Travis Kelce	Kel-SEE
Dontari Poe	Don-TAR-ee
Charcandrick West	Char-can-drick
Knile Davis	Nile
Dadi Nicolas	Daddy
Rakeem Nunez-Roches	RA-keem NOON-yez RO-ches

HOW THE 2016 CHIEFS WERE BUILT

(As of December 5, 2016)

YEAR	DRAFT	FREE AGENTS	TRADE/WAIVERS
2005	LB Derrick Johnson (1) P Dustin Colquitt (3)		
2006	LB Tamba Hali (1)		
2007			
2008			
2009			
2010	S Eric Berry (1)		
2011	LB Justin Houston (3)		
2012	DT Dontari Poe (1)		
2013	T Eric Fisher (1) TE Travis Kelce (3a) RB Knile Davis (3b)	QB Tyler Bray (CFA) TE Demetrius Harris (CFA) LB Frank Zombo (UFA)	FB Anthony Sherman (T/ARI) QB Alex Smith (T/SF) DB Ron Parker (W/SEA)
2014	LB Dee Ford (1) CB Phillip Gaines (3) WR De'Anthony Thomas (4) G Zach Fulton (6a) G Laurent Duvernay-Tardif (6b)	K Cairo Santos (CFA) S Daniel Sorensen (CFA) RB Spencer Ware (FA) RB Charcandrick West (FA) WR Albert Wilson (CFA)	
2015	CB Marcus Peters (1) C Mitch Morse (2) WR Chris Conley (3a) CB Steven Nelson (3b) LB Ramik Wilson (4) LB D.J. Alexander (5a) TE James O'Shaughnessy (5b) DL Rakeem Nunez-Roches (6a)	WR Jeremy Maclin (UFA) T Jah Reid (FA) TE Ross Travis (CFA) LS James Winchester (FA)	
2016	DL Chris Jones (2) DB Eric Murray (4b) WR Demarcus Robinson (4c) WR Tyreek Hill (5b) DB D.J. White (6a) LB Dadi Nicolas (6b)	DL T.J. Barnes (FA) QB Nick Foles (FA) DL Jarvis Jenkins (FA) CB Terrance Mitchell (FA) OL Mike Person (FA) DE Kendall Reyes (FA) LB Terrance Smith (CFA) T Mitchell Schwartz (UFA)	CB Kenneth Acker (T/SF) T Bryan Witzmann (W/DAL)
<u>TOTAL ROSTER BREAKDOWN</u>		3 Unrestricted Free Agents 10 Free Agents 7 College Free Agents	2 Waiver Claims 3 Trades
28 Draft Choices			

CHIEFS 2016 ROSTER BY EXPERIENCE

(As of December 5, 2016)

12th Year (3)

P Dustin Colquitt
LB Derrick Johnson
QB Alex Smith

11th Year (1)

LB Tamba Hali

8th Year (1)

WR Jeremy Maclin

7th Year (2)

S Eric Berry
LB Frank Zombo

6th Year (6)

LB Justin Houston
DL Jarvis Jenkins
DB Ron Parker
OL Mike Person
T Jah Reid
FB Anthony Sherman

5th Year (4)

QB Nick Foles
DT Dontari Poe
DE Kendall Reyes
T Mitchell Schwartz

4th Year (4)

QB Tyler Bray
RB Knile Davis
T Eric Fisher
TE Travis Kelce

3rd Year (14)

CB Kenneth Acker
DL T.J. Barnes
G Laurent Duvernay-Tardif
LB Dee Ford
G Zach Fulton
CB Phillip Gaines
TE Demetrius Harris
CB Terrance Mitchell
K Cairo Santos
S Daniel Sorensen
WR De'Anthony Thomas
RB Spencer Ware
RB Charcandrick West
WR Albert Wilson

1st Year (1)

TE Ross Travis

Rookies (7)

WR Tyreek Hill
DL Chris Jones
DB Eric Murray
LB Dadi Nicolas
WR Demarcus Robinson
LB Terrance Smith
DB D.J. White

2nd Year (10)

LB D.J. Alexander
WR Chris Conley
C Mitch Morse
CB Steven Nelson
DL Rakeem Nunez-Roches
TE James O'Shaughnessy
CB Marcus Peters
LB Ramik Wilson
LS James Winchester
T Bryan Witzmann

[Overall selection in brackets]

1st Round (9)

[1] QB Alex Smith (2005 - SF), [1] T Eric Fisher (2013), [5] S Eric Berry (2010), [11] DT Dontari Poe (2012), [15] LB Derrick Johnson (2005), [18] CB Marcus Peters (2015), [19] WR Jeremy Maclin (2009 - PHI), [20] LB Tamba Hali (2006), [23] LB Dee Ford (2014).

2nd Round (5)

[41] DL Jarvis Jenkins (2011-WASH), [37] Mitchell Schwartz (2012 - CLE), [37] DL Chris Jones (2016), [49] C Mitch Morse (2015), [49] DE Kendall Reyes (2012-SD).

3rd Round (9)

[70] LB Justin Houston (2011), [63] TE Travis Kelce (2013), [76] WR Chris Conley (2015), [85] T Jah Reid (2011 - BAL), [87] CB Phillip Gaines (2014), [88] QB Nick Foles (2012- PHI), [98] CB Steven Nelson (2015), [99] P Dustin Colquitt (2005), [96] RB Knile Davis (2016).

4th Round (4)

[106] DB Eric Murray (2016), [124] WR De'Anthony Thomas (2014), [118] LB Ramik Wilson (2014), [126] WR Demarcus Robinson (2016).

5th Round (4)

[136] FB Anthony Sherman (2011 - ARI), [165] WR Tyreek Hill (2016), [172] LB D.J. Alexander (2015), [173] TE James O'Shaughnessy (2015).

6th Round (7)

[180] DB Kenneth Acker (2014-SF), [178] DB D.J. White (2016), RB Spencer Ware (2013 - SEA), [200] G Laurent Duvernay-Tardif (2014), [193] OL Zach Fulton (2014), [217] Rakeem Nunez-Roches, [203] LB Dadi Nicolas (2016).

7th Round (2)

[239] OL Mike Person (2011-SF), [254] CB Terrance Mitchell (2014- DAL).

Undrafted (13)

LB Frank Zombo (2010 - GB), DB Ron Parker (2011 - SEA), QB Tyler Bray (2013), TE Demetrius Harris (2013), LS James Winchester (2013 - PHI), K Cairo Santos (2014), S Daniel Sorensen (2014), WR Albert Wilson (2014), RB Charcandrick West (2014), TE Ross Travis (2015), DL T.J. Barnes (2016), LB Terrance Smith (2016), T Bryan Witzmann (2016- GB).

KANSAS CITY CHIEFS 2016 TRANSACTIONS

(as of 12/5/16)

Date	Player	Transaction
Jan. 5	MUNYER, Daniel, OL	Released from Practice Squad
Jan. 5	MUNYER, Daniel, OL	Signed
Jan. 5	COOK, Kenny, WR	Reserve/Future Signing
Jan. 5	DAVIS, Dominique, DE	Reserve/Future Signing
Jan. 5	GORDON, Cameron, LB	Reserve/Future Signing
Jan. 5	KOVACS, Jordan, S	Reserve/Future Signing
Jan. 5	MILLARD, Trey, FB	Reserve/Future Signing
Jan. 5	TA'AMU, Alameda, DT	Reserve/Future Signing
Jan. 5	LEMON, Ori, LB	Signed to the Practice Squad
Jan. 8	HARRIS, Demetrius, TE	Contract Extension
Jan. 13	LEWIS, Keith, DB	Reserve/Future Signing
Jan. 14	CARR, Deveron, DB	Reserve/Future Signing
Jan. 17	ADAMS, Tyrell, LB	Reserve/Future Signing
Jan. 17	BROWN, Da'Ron, WR	Reserve/Future Signing
Jan. 17	FRAGEL, Reid, OL	Reserve/Future Signing
Jan. 17	GIBSON, Laurence, OL	Reserve/Future Signing
Jan. 17	LIEDTKE, Michael, OL	Reserve/Future Signing
Jan. 17	REAVES, Darrin, RB	Reserve/Future Signing
Jan. 17	STATEN, Jimmy, DL	Reserve/Future Signing
Jan. 17	TRAVIS, Ross, TE	Reserve/Future Signing
Jan. 17	WILLIAMS, Fred, WR	Reserve/Future Signing
Jan. 29	KELCE, Travis, TE	Contract Extension
Feb. 2	MOORE, Kashif, WR	Reserve/Future Signing
Feb. 19	ROOKS, Tavon, T	Waived
Mar. 1	BERRY, Eric, S	Franchise Designation
Mar. 7	GRUBBS, Ben, G	Released
Mar. 9	HALI, Tamba, LB	Signed
Mar. 9	HOWARD, Jaye, DL	Signed
Mar. 9	KING, David, DL	Signed
Mar. 9	MASSAQUOI, Jonathan, LB	Signed
Mar. 9	ODABA, Efe, LB	Signed
Mar. 10	SCHWARTZ, Mitchell, T	Signed
Mar. 10	ZOMBO, Frank, LB	Signed
Mar. 10	JOHNSON, Derrick, LB	Signed
Mar. 11	FLEMING, Jamell, DB	Signed
Mar. 12	STREATER, Rod, WR	Signed
Mar. 18	KIERAS, Tautvydas, LB	Signed
Mar. 31	WEST, Charcandrick, RB	Signed
Mar. 31	WARE, Spencer, RB	Contract Extension
Apr. 2	BROWN, Stevie, S	Signed
Apr. 2	MULUMBA, Andy, LB	Signed
Apr. 2	WILSON, Jimmy, S	Signed
Apr. 18	SORENSEN, Daniel, S	Signed
Apr. 18	WILLIAMS, Nicholas, DL	Signed
Apr. 25	WILLIAMS, Mike, WR	Signed
Apr. 26	FANAIIKA, Paul, G	Released
Apr. 29	JONES, Chris, DL	Drafted in 2 nd Round
Apr. 29	RUSSELL, KeiVarae, CB	Drafted in 3 rd Round
Apr. 30	EHINGER, Parker, OL	Drafted in 4 th Round
Apr. 30	MURRAY, Eric, DB	Drafted in 4 th Round
Apr. 30	ROBINSON, Demarcus, WR	Drafted in 4 th Round
Apr. 30	HOGAN, Kevin, QB	Drafted in 5 th Round
Apr. 30	HILL, Tyreek, RB	Drafted in 5 th Round
Apr. 30	WHITE, D.J. DB	Drafted in 6 th Round
Apr. 30	NICOLAS, Dadi, LB	Drafted in 6 th Round
May 3	WILSON, Jimmy, S	Released
May 3	GORDON, Cameron, LB	Waived
May 4	WILLIAMS, Fred, WR	Waived
May 6	KIERAS, Tautvydas, LB	Waived
May 6	BERNSTEIN, Jake, OL	Signed
May 6	CLARKE, Ben, OL	Signed
May 6	HARRIS, Vernon, CB	Signed
May 6	JONES, Tre, CB	Signed
May 6	MATHEWS, Mitch, WR	Signed
May 6	RANDOLPH, Shak, DB	Signed
May 6	SMITH, Terrance, LB	Signed
May 6	JONES, Chris, DL	Signed
May 6	EHINGER, Parker, OL	Signed
May 6	ROBINSON, Demarcus, WR	Signed
May 6	HOGAN, Kevin, QB	Signed
May 6	WHITE, D.J., CB	Signed
May 6	NICOLAS, Dadi, LB	Signed
May 9	LIEDTKE, Michael, OL	Waived
May 9	DEVNEY, Jordan, G	Claimed off waiver (SF 49ers)
May 10	BERNSTEIN, Jake, OL	Waived
May 10	CLARKE, Ben, OL	Waived
May 10	GIBSON, Laurence, OL	Waived
May 10	KOVACS, Jordan, DB	Waived
May 10	EDWARDS, Shannon, DB	Signed
May 10	MAYWEATHER, Garrick, OL	Signed
May 10	NOWAK, Drew, OL	Signed
May 10	STERUP, Zach, OL	Signed
May 16	MURRAY, Eric, DB	Signed
May 16	HILL, Tyreek, WR	Signed
June 3	RUSSELL, KeiVarae, CB	Signed
June 7	LEWIS, Keith, DB	Waived
June 7	OBADA, Efe, LB	Waived
June 7	MOSES, Dezman, LB	Signed
June 7	VEA, Peni, S	Signed
June 10	VEA, Peni, S	Waived
June 10	CHEEK, Bryce, CB	Signed
June 16	CHEEK, Bryce, CB	Waived
June 16	COOK, Kenny, WR	Waived
June 16	DAVIS, Akeem, S	Signed
June 16	JONES, Seantavius, WR	Signed
July 30	JONES, Tre, CB	Waived
July 30	CHEEK, Bryce, DB	Signed
July 30	FISHER, Eric, NT	Signed Extension
Aug. 5	TA'AMU, Alameda, T	Waived
Aug. 5	FOLES, Nick, QB	Signed
Aug. 5	EDWARDS, Shannon, CB	Waived
Aug. 5	JOHNSON, Jeron, S	Signed
Aug. 6	HARRIS, Vernon, CB	Waived
Aug. 6	JACKSON, Malcom, CB	Signed
Aug. 17	DAVIS, Akeem, S	Waived
Aug. 17	VEREEN, Brock, CB	Claimed off waiver (NE Patriots)
Aug. 24	BROWN, Stevie, S	Released
Aug. 24	WILLIAMS, Mike, WR	Released
Aug. 27	ACKER, Kenneth, CB	Traded SF 49ers
Aug. 28	BERRY, Eric, S	Franchise Signed
Aug. 28	CHEEK, Bryce, DB	Waived
Aug. 28	DAVIS, Dominique, DL	Waived
Aug. 28	FEIGT, Curtis, OL	Waived
Aug. 28	JACKSON, Malcom, CB	Waived
Aug. 28	JONES, Seantavius, WR	Waived
Aug. 28	MASSAQUOI, Jonathan, LB	Waived
Aug. 28	MOORE, Kashif, WR	Waived
Aug. 28	NOWAK, Drew, C	Waived
Aug. 29	MAYWEATHER, Garrick, G	Waived
Aug. 30	MATTHEWS, Mitch, WR	Waived
Aug. 30	MILLARD, Trey, FB	Waived
Aug. 30	MAUGA, Josh, LB	Reserve/Injured
Aug. 30	HOUSTON, Justin, LB	PUP
Sept. 2	COOPER, Marcus, DB	Traded to ARZ Cardinals
Sept. 3	STREATER, Rod, WR	Traded to SF 49ers
Sept. 3	ADAMS, Tyrell, LB	Waived
Sept. 3	BROWN, Da'Ron, WR	Waived
Sept. 3	CARR, Deveron, DB	Waived
Sept. 3	FRAGEL, Reid, T	Waived
Sept. 3	HAMMOND JR., Frankie, WR	Waived
Sept. 3	HOGAN, Kevin, QB	Waived
Sept. 3	KING, David, DL	Waived
Sept. 3	MULUMBA, Andy, LB	Waived
Sept. 3	MUNYER, Daniel, OL	Waived
Sept. 3	MURRAY, Aaron, QB	Waived
Sept. 3	PARKER, Brian, TE	Waived
Sept. 3	PUGHSLEY, Jarrod, OL	Waived
Sept. 3	RANDOLPH, Shak, DB	Waived
Sept. 3	REAVES, Darrin, RB	Waived
Sept. 3	SMITH, Terrance, LB	Waived
Sept. 3	STATEN, Jimmy, DL	Waived
Sept. 3	STERUP, Zach, T	Waived
Sept. 3	VEREEN, Brock, DB	Waived
Sept. 3	FLEMING, Jamel, DB	Released
Sept. 3	JOHNSON, Jeron, DB	Released

Date	Player	Transaction
Sept. 4	BARRINGTON, Sam, LB	Claimed off waiver (GB Packers)
Sept. 4	WITZMANN, Bryan, T	Claimed off waiver (SF 49ers)
Sept. 4	DEVEY, Jordan, OL	Waived
Sept. 4	WILSON, Ramik, LB	Waived
Sept. 4	ADAMS, Tyrell, LB	Signed to Practice Squad
Sept. 4	HAMMOND JR., Frankie, WR	Signed to Practice Squad
Sept. 4	KING, David, DL	Signed to Practice Squad
Sept. 4	MUNYER, Daniel, OL	Signed to Practice Squad
Sept. 4	PUGHSLEY, Jarrod, OL	Signed to Practice Squad
Sept. 4	RANDOLPH, Shak, DB	Signed to Practice Squad
Sept. 4	REAVES, Darrin, RB	Signed to Practice Squad
Sept. 4	SMITH, Terrance, LB	Signed to Practice Squad
Sept. 4	VEREEN, Brock, DB	Signed to Practice Squad
Sept. 4	JONES, Seantavius, WR	Signed to Practice Squad
Sept. 4	STERUP, Zach, OL	Signed to Practice Squad
Sept. 9	WILSON, Julian, DB	Released from Practice Squad
Sept. 9	OKINE, Earl, LB	Signed to Practice Squad
Sept. 10	MOSES, Dezman, LB	Released
Sept. 14	RUSSELL, KeiVarae, CB	Waived
Sept. 14	MOSES, Dezman, LB	Signed
Sept. 16	NUNEZ-ROCHES, Rakeem, DL	Waived
Sept. 16	DEVEY, Jordan, OL	Terminated Practice Squad Contract
Sept. 16	DEVEY, Jordan, OL	Signed
Sept. 19	NUNEZ-ROCHES, Rakeem, DL	Signed to Practice Squad
Sept. 20	JONES, Seantavius, WR	Released from Practice Squad
Sept. 20	MUNYER, Daniel, OL	Signed to Practice Squad
Sept. 24	MUNYER, Daniel, OL	Released from Practice Squad
Sept. 24	JONES, Seantavius, WR	Signed to Practice Squad
Sept. 27	JONES, Seantavius, WR	Released from Practice Squad
Sept. 27	MUNYER, Daniel, OL	Signed to Practice Squad
Oct. 1	MUNYER, Daniel, OL	Released from Practice Squad
Oct. 1	JONES, Seantavius, WR	Signed to Practice Squad
Oct. 3	STERUP, Zach, T	Released from Practice Squad
Oct. 7	MOSES, Dezman, LB	Released
Oct. 7	MOORE, Sio, LB	Signed
Oct. 17	DAVIS, Knile, RB	Traded to GB Packers
Oct. 18	NUNEZ-ROCHES, Rakeem, DL	Terminated P.S. Contract
Oct. 18	WILSON, Ramik, LB	Terminated Practice Squad Contract
Oct. 18	MITCHELL, Terrance, CB	Terminated Practice Squad Contract
Oct. 18	NUNEZ-ROCHES, Rakeem, DL	Signed
Oct. 18	WILSON, Ramik, LB	Signed
Oct. 18	MITCHELL, Terrance, CB	Signed
Oct. 18	REYES, Kendall, DE	Signed
Oct. 18	MARCH-LILLARD, Justin, LB	Reserve/Injured
Oct. 18	BAILEY, Allen, DL	Reserve/Injured
Oct. 18	WILLIAMS, Nick, DL	Waived
Oct. 18	BARNES, Deion, LB	Signed to Practice Squad
Oct. 19	BARNES, T.J., DL	Signed to Practice Squad
Oct. 19	PATMON, Tyler, CB	Signed to Practice Squad
Oct. 25	BARNES, Deion, LB	Released from Practice Squad
Oct. 25	RICHARDSON, Bobby, DL	Signed to Practice Squad
Oct. 27	OKINE, Earl, LB	Released from Practice Squad
Oct. 27	BROOKS, Zac, RB	Signed to Practice Squad
Nov. 1	BARRINGTON, Sam, LB	Waived
Nov. 1	SANKEY, Bishop, RB	Signed
Nov. 1	MOORE, Sio, LB	Waived
Nov. 1	CHARLES, Jamaal, RB	Reserve/Injured
Nov. 1	SMITH, Terrance, LB	Released from Practice Squad
Nov. 1	SMITH, Terrance, LB	Signed
Nov. 1	PERSON, Mike, OL	Signed
Nov. 1	CHEEK, Joseph, OL	Signed to Practice Squad
Nov. 2	PATMON, Tyler, CB	Released from Practice Squad
Nov. 2	STERUP, Zach, OL	Signed to Practice Squad
Nov. 5	Devey, Jordan, OL	Waived
Nov. 5	KING, David, DE	Released from Practice Squad
Nov. 5	KING, David, DE	Signed
Nov. 5	EHINGER, Parker, OL	Reserve/Injured
Nov. 5	DAVIS, Knile, RB	Signed
Nov. 7	MITCHELL, Terrance, CB	Waived
Nov. 7	DEVEY, Jordan, OL	Signed to Practice Squad
Nov. 8	BROOKS, Zac, RB	Released from Practice Squad
Nov. 8	PUGHSLEY, Jarrod, OL	Released from Practice Squad
Nov. 8	STERUP, Zach, OL	Released from Practice Squad
Nov. 8	PATMON, Tyler, CB	Signed to Practice Squad
Nov. 8	HALL, Jimmy, S	Signed to Practice Squad
Nov. 8	STAVE, Joel, QB	Signed to Practice Squad
Nov. 8	RICHARDSON, Bobby, DL	Released from Practice Squad
Nov. 9	PATMON, Tyler, CB	Released from Practice Squad
Nov. 9	MITCHELL, Terrance, CB	Signed to Practice Squad
Nov. 9	OKINE, Earl, LB	Signed to Practice Squad
Nov. 9	HOUSTON, Justin, LB	Activated from PUP
Nov. 14	KING, David, DL	Waived
Nov. 14	JENKINS, Jarvis, DL	Signed
Nov. 16	OKINE, Earl, LB	Released from Practice Squad
Nov. 16	KING, David, DL	Signed to Practice Squad
Nov. 22	SANKEY, Bishop, RB	Waived
Nov. 23	MITCHELL, Terrance, CB	Released from Practice Squad
Nov. 23	MITCHELL, Terrance, CB	Signed
Nov. 24	OKINE, Earl, LB	Signed to Practice Squad
Dec. 1	HOWARD, Jaye, DL	Reserve/Injured
Dec. 3	BARNES, T.J., DL	Released from Practice Squad
Dec. 3	BARNES, T.J., DL	Signed



CHIEFS

ADDITIONAL STATISTICS

THIS IS CHIEFS KINGDOM

Game-By-Game Offense

2016 REGULAR SEASON CHIEFS GAME-BY-GAME OFFENSE																
	09/11	09/18	09/25	10/02	10/16	10/23	10/30	11/06	11/13	11/20	11/27	12/04	12/08	12/18	12/25	01/01
	SD	@ HOU	NYJ	@ PIT	@ OAK	NO	@ IND	JAX	@ CAR	TB	@ DEN	@ ATL	OAK	TEN	DEN	@ SD
FIRST DOWNS																
Total	26	14	18	22	22	20	20	10	18	19	23	17				
Rushing	6	3	4	3	11	7	2	4	8	6	5	4				
Passing	19	10	14	17	11	11	16	6	9	12	14	13				
Penalty	1	1	0	2	0	2	2	0	1	1	4	0				
THIRD DOWNS																
Attempts	14	14	15	17	13	9	16	14	12	8	17	10				
Converted	5	3	7	8	7	3	7	1	2	4	5	3				
Percentage	35.7%	21.4%	46.7%	47.1%	53.8%	33.3%	43.8%	7.1%	16.7%	50.0%	29.4%	30.0%				
TOT. OFFENSE																
Net Yards	413	291	293	357	406	326	422	231	256	343	273	389				
Plays	70	60	62	72	64	52	71	57	61	52	76	48				
Avg./Play	5.9	4.9	4.7	5.0	6.3	6.3	5.9	4.1	4.2	6.6	3.6	8.1				
RUSHING																
Net Yards	83	119	72	87	183	112	88	62	91	82	83	123				
Rush. Att.	19	19	27	18	40	28	27	22	20	21	26	22				
Avg./Att.	4.4	6.3	2.7	4.8	4.6	4.0	3.3	2.8	4.6	3.9	3.2	5.6				
PASSING																
Net Yards	330	172	221	270	223	214	334	169	165	261	190	266				
Attempts	48	37	33	50	23	24	41	33	38	31	44	25				
Completions	34	20	25	30	19	17	25	20	25	24	26	21				
Intercepted	1	0	0	1	0	0	0	0	1	1	0	0				
Gross Yards	363	186	237	287	224	214	350	187	178	261	220	270				
Sacked	3.0	4.0	2.0	4.0	1.0	0.0	3.0	2.0	3.0	0.0	6.0	1.0				
Yards Lost	33	14	16	17	1	0	16	18	13	0	30	4				
ADVANCES																
Rushes	19	19	27	18	40	28	27	22	20	21	26	22				
Completions	34	20	25	30	19	17	25	20	25	24	26	21				
Totals	53	39	52	48	59	45	52	42	45	45	52	43				
PENALTIES																
Number	6	9	5	7	2	4	6	8	9	5	9	13				
Yards	46	77	59	40	10	30	40	75	45	30	71	128				
FUMBLES																
Number	0	3	1	3	0	0	0	0	2	2	0	1				
Lost	0	3	1	1	0	0	0	0	0	1	0	1				
SCORING																
Points	33	12	24	14	26	27	30	19	20	17	30	29				
TD Rushing	2	0	0	0	3	0	0	0	0	1	1	2				
TD Passing	2	0	1	2	0	2	3	1	0	1	1	1				
TD KO Returns	0	0	0	0	0	0	0	0	0	0	1	0				
TD Punt Returns	0	0	0	0	0	0	0	0	0	0	0	0				
TD Sp. Teams	0	0	1	0	0	0	0	0	0	0	0	0				
TD Def. Returns	0	0	1	0	0	1	0	0	1	0	1	1				
FG Attempts	2	4	1	1	3	2	4	4	4	1	2	0				
FG Made	2	4	1	0	2	2	3	4	4	1	2	0				
Safety	0	0	0	0	0	0	0	0	0	0	1	0				

Game-By-Game Defense

2016 REGULAR SEASON CHIEFS GAME-BY-GAME DEFENSE																
	09/11	09/18	09/25	10/02	10/16	10/23	10/30	11/06	11/13	11/20	11/27	12/04	12/08	12/18	12/25	01/01
	SD	@ HOU	NYJ	@ PIT	@ OAK	NO	@ IND	JAX	@ CAR	TB	@ DEN	@ ATL	OAK	TEN	DEN	@ SD
FIRST DOWNS																
Total	25	15	17	18	16	27	18	25	22	27	21	32				
Rushing	10	2	6	4	3	6	6	6	7	5	6	11				
Passing	12	12	9	13	13	20	12	17	13	19	12	15				
Penalty	3	1	2	1	0	1	0	2	2	3	3	6				
THIRD DOWNS																
Attempts	15	15	14	11	10	14	13	13	14	16	20	10				
Converted	7	4	7	6	4	9	4	5	6	11	9	6				
Percentage	46.7%	26.7%	50.0%	54.5%	40.0%	64.3%	30.8%	38.5%	42.9%	68.8%	45.0%	60.0%				
TOT. OFFENSE																
Net Yards	388	351	305	436	285	463	277	449	341	442	464	418				
Plays	69	69	66	55	53	71	62	75	69	74	77	66				
Avg./Play	5.6	5.1	4.6	7.9	5.4	6.5	4.5	6.0	4.9	6.0	6.0	6.3				
RUSHING																
Net Yards	155	97	117	149	64	104	105	205	99	116	124	128				
Rush. Att.	32	34	22	26	17	22	21	32	29	34	38	30				
Avg./Att.	4.8	2.9	5.3	5.7	3.8	4.7	5.0	6.4	3.4	3.4	3.3	4.3				
PASSING																
Net Yards	233	254	188	287	221	359	172	244	242	326	340	290				
Attempts	36	33	44	27	34	48	35	41	38	39	34	34				
Completions	25	19	20	22	22	37	19	22	23	24	20	22				
Intercepted	0	2	6	0	1	1	1	1	1	0	0	1				
Gross Yards	243	268	188	300	225	367	210	252	261	331	368	297				
Sacked	1.0	2.0	0.0	2.0	2.0	1.0	6.0	2.0	2.0	1.0	5.0	2.0				
Yards Lost	10	14	0	13	4	8	38	8	19	5	28	7				
ADVANCES																
Rushes	32	34	22	26	17	22	21	32	29	34	38	30				
Completions	25	19	20	22	22	37	19	22	23	24	20	22				
Totals	57	53	42	48	39	59	40	54	52	58	58	52				
PENALTIES																
Number	5	5	3	9	3	10	5	5	6	7	15	5				
Yards	30	44	15	68	25	75	45	46	53	42	97	30				
FUMBLES																
Number	0	0	3	1	2	3	3	3	1	2	3	0				
Lost	0	0	2	0	1	1	1	3	1	1	1	0				
SCORING																
Points	27	19	3	43	10	21	14	14	17	19	27	28				
TD Rushing	2	0	0	1	0	0	0	0	1	0	0	2				
TD Passing	1	1	0	5	1	3	2	2	1	1	3	1				
TD KO Returns	0	0	0	0	0	0	0	0	0	0	0	0				
TD Punt Returns	0	0	0	0	0	0	0	0	0	0	0	0				
TD Sp. Teams	0	0	0	0	0	0	0	0	0	0	1	0				
TD Def. Returns	0	0	0	0	0	0	0	0	0	0	-1	0				
FG Attempts	3	5	1	0	2	0	0	1	1	4	3	3				
FG Made	2	4	1	0	1	0	0	0	1	4	2	3				
Safety	0	0	0	0	0	0	0	0	0	0	0	0				

Individual Single-Game Highs

2016 REGULAR SEASON CHIEFS INDIVIDUAL SINGLE-GAME HIGHS				
Passes Attempted	50	Alex Smith	at Steelers	10/2
Passes Completed	34	Alex Smith	vs. Chargers	9/11
Passing Yards	363	Alex Smith	vs. Chargers	9/11
Touchdown Passes	2	Alex Smith	vs. Chargers	9/11
		Alex Smith	at Steelers	10/2
		Alex Smith	vs. Saints	10/23
		Nick Foles	at Colts	10/30
Pass Receptions	10	Tyreek Hill	at Panthers	11/13
Receiving Yards	140	Travis Kelce	at Falcons	12/4
Touchdown Receptions	1	Tyreek Hill	vs. Chargers	9/11
		Jeremy Maclin	vs. Chargers	9/11
		Travis Kelce	vs. Jets	9/25
		Tyreek Hill	at Steelers	10/2
		Travis Kelce	at Steelers	10/2
		Tyreek Hill	vs. Saints	10/23
		Spencer Ware	vs. Saints	10/23
		Tyreek Hill	at Colts	10/30
		Travis Kelce	at Colts	10/30
		Jeremy Maclin	at Colts	10/30
		Albert Wilson	vs. Jaguars	11/6
		Albert Wilson	vs. Buccaneers	11/20
		Tyreek Hill	at Broncos	11/27
		Spencer Ware	at Falcons	12/4
Rushing Yards	131	Spencer Ware	at Raiders	10/16
Rushing Attempts	24	Spencer Ware	at Raiders	10/16
Rushing Touchdowns	1	Alex Smith	vs. Chargers	9/11
		Spencer Ware	vs. Chargers	9/11
		Jamaal Charles	at Raiders	10/16
		Dontari Poe	at Raiders	10/16
		Spencer Ware	at Raiders	10/16
		Alex Smith	vs. Buccaneers	11/20
		Tyreek Hill	at Broncos	11/27
		Spencer Ware	at Falcons	12/4
		Albert Wilson	at Falcons	12/4
Yards From Scrimmage	199	Spencer Ware	vs. Chargers	9/11
Combined Net Yards	199	Spencer Ware	vs. Chargers	9/11
Interceptions Made	2	Marcus Peters	at Texans	9/18
		Marcus Peters	vs. Jets	9/25
INT Return Yards	55	Derrick Johnson	vs. Jets	9/25
Sacks	3.50	Dee Ford	at Colts	10/30
Punts	9	Dustin Colquitt	at Broncos	11/27
Punting Average	50.40	Dustin Colquitt	vs. Jaguars	11/6
Punt Returns	4	Tyreek Hill	at Texans	9/18
Punt Return Yards	63	Tyreek Hill	at Texans	9/18
Kickoff Returns	6	De'Anthony Thomas	at Falcons	12/4
Kickoff Return Yards	130	De'Anthony Thomas	at Falcons	12/4
Field Goals Attempted	4	Cairo Santos	at Texans	9/18
		Cairo Santos	at Colts	10/30
		Cairo Santos	vs. Jaguars	11/6
		Cairo Santos	at Panthers	11/13
Field Goals Made	4	Cairo Santos	at Texans	9/18
		Cairo Santos	vs. Jaguars	11/6
		Cairo Santos	at Panthers	11/13
2016 REGULAR SEASON KANSAS CITY CHIEFS LONGEST PLAYS				
Run From Scrimmage	55	Albert Wilson	at Falcons	12/4
Touchdown Run	55	Albert Wilson	at Falcons	12/4
Pass Reception	49	Tyreek Hill	at Colts	10/30
Touchdown Reception	46	Spencer Ware	vs. Saints	10/23
Interception Return	55	Derrick Johnson	vs. Jets	9/25
Punt Return	50	Tyreek Hill	at Raiders	10/16
Kickoff Return	86	Tyreek Hill	at Broncos	11/27
Punt	64	Dustin Colquitt	at Panthers	11/13
Field Goal	54	Cairo Santos	at Texans	9/18

Opponents Individual Single-Game Highs

2016 REGULAR SEASON OPPONENTS INDIVIDUAL SINGLE-GAME HIGHS				
Passes Attempted	48	Drew Brees	vs. Saints	10/23
Passes Completed	37	Drew Brees	vs. Saints	10/23
Passing Yards	368	Trevor Siemian	at Broncos	11/27
Touchdown Passes	5	Ben Roethlisberger	at Steelers	10/2
Pass Receptions	10	Amari Cooper	at Raiders	10/16
		Michael Thomas	vs. Saints	10/23
Receiving Yards	162	Emmanuel Sanders	at Broncos	11/27
Touchdown Receptions	2	Antonio Brown	at Steelers	10/2
Rushing Yards	144	Le'Veon Bell	at Steelers	10/2
Rushing Attempts	25	Lamar Miller	at Texans	9/18
Rushing Touchdowns	2	Melvin Gordon	vs. Chargers	9/11
		Devonta Freeman	at Falcons	12/4
Yards From Scrimmage	178	Le'Veon Bell	at Steelers	10/2
Combined Net Yards	178	Le'Veon Bell	at Steelers	10/2
Interceptions Made	1	Jason Verrett	vs. Chargers	9/11
		Jarvis Jones	at Steelers	10/2
		Tre Boston	at Panthers	11/13
		Chris Conte	vs. Buccaneers	11/20
INT Return Yards	53	Chris Conte	vs. Buccaneers	11/20
Sacks	3.00	Cameron Heyward	at Steelers	10/2
		Von Miller	at Broncos	11/27
Punts	7	Pat McAfee	at Colts	10/30
Punting Average	53.00	Marquette King	at Raiders	10/16
Punt Returns	5	Jordan Norwood	at Broncos	11/27
Punt Return Yards	34	Bryan Walters	vs. Jaguars	11/6
Kickoff Returns	4	Jalen Richard	at Raiders	10/16
Kickoff Return Yards	108	Jalen Richard	at Raiders	10/16
Field Goals Attempted	5	Nick Novak	at Texans	9/18
Field Goals Made	4	Nick Novak	at Texans	9/18
		Roberto Aguayo	vs. Buccaneers	11/20
2016 REGULAR SEASON OPPONENTS LONGEST PLAYS				
Run From Scrimmage	44	Le'Veon Bell	at Steelers	10/2
Touchdown Run	6	Melvin Gordon	vs. Chargers	9/11
Pass Reception	76	Bennie Fowler	at Broncos	11/27
Touchdown Reception	76	Bennie Fowler	at Broncos	11/27
Interception Return	53	Chris Conte	vs. Buccaneers	11/20
Punt Return	13	Adam Humphries	vs. Buccaneers	11/20
Kickoff Return	54	Quincy Enunwa	vs. Jets	9/25
Punt	62	Shane Lechler	at Texans	9/18
Field Goal	59	Matt Bryant	at Falcons	12/4

Big Yardage Games

2016 REGULAR SEASON BIG YARDAGE GAMES							
100-Yard Pass Receivers							
Date	Opponent	Player	Rec.	Yds.	Avg.	LG	TD
9/11	vs. Chargers	Spencer Ware	7	129	18.4	45	0
10/30	at Colts	Travis Kelce	7	101	14.4	21	1
11/20	vs. Buccaneers	Travis Kelce	7	108	15.4	44	0
11/27	at Broncos	Travis Kelce	8	101	12.6	21	0
12/4	at Falcons	Travis Kelce	8	140	17.5	35	0
100-Yard Rushers							
Date	Opponent	Player	Att.	Yds.	Avg.	LG	TD
10/16	at Raiders	Spencer Ware	24	131	5.5	45	1
300-Yard Passers							
Date	Opponent	Player	Rec.	Yds.	Comp.	LG	TD
9/11	vs. Chargers	Alex Smith	48	363	34	45	2
2016 OPPONENTS BIG YARDAGE GAMES							
100-Yard Pass Receivers							
Date	Opponent	Player	Rec.	Yds.	Avg.	LG	TD
9/18	at Texans	Will Fuller	4	104	26.0	53	0
9/18	at Texans	DeAndre Hopkins	7	113	16.1	35	1
10/16	at Raiders	Amari Cooper	10	129	12.9	24	0
10/23	vs. Saints	Michael Thomas	10	130	13.0	23	0
11/20	vs. Buccaneers	Mike Evans	6	105	17.5	31	0
11/27	at Broncos	Emmanuel Sanders	7	162	23.1	64	1
12/4	at Falcons	Julio Jones	7	113	16.1	21	0
100-Yard Rushers							
Date	Opponent	Player	Att.	Yds.	Avg.	LG	TD
10/2	at Steelers	Le'Veon Bell	18	144	8.0	44	0
11/6	vs. Jaguars	Chris Ivory	18	107	5.9	42	0
300-Yard Passers							
Date	Opponent	Player	Rec.	Yds.	Comp.	LG	TD
10/2	at Steelers	Ben Roethlisberger	27	300	22	47	5
10/23	vs. Saints	Drew Brees	48	367	37	30	3
11/20	vs. Buccaneers	Jameis Winston	39	331	24	31	1
11/27	at Broncos	Trevor Siemian	34	368	20	76t	3

100.0+ Passer Rating

2016 REGULAR SEASON 100.0+ PASSER RATING PASSING GAMES															
Date	Opponent	Player	Att.	Cmp.	Yds.	Cmp.%	Yds/Att.	Yds/Cmp.	TD	TD%	INT	INT%	Long	Sack/Lost	Rating
9/25	vs. Jets	Alex Smith	33	25	237	75.8%	7.18	9.48	1	3.0%	0	0.0%	42	2/16	105.2
10/16	at Raiders	Alex Smith	22	19	224	86.4%	10.18	11.79	0	0.0%	0	0.0%	38	1/1	109.1
10/23	vs. Saints	Alex Smith	24	17	214	70.8%	8.92	12.59	2	8.3%	0	0.0%	46t	0/0	126.0
10/30	at Colts	Nick Foles	22	16	223	72.7%	10.14	13.94	2	9.1%	0	0.0%	49	2/16	135.2
12/4	at Falcons	Alex Smith	25	21	270	84.0%	10.80	12.86	1	4.0%	0	0.0%	35	1/4	125.0
2016 OPPONENTS 100.0+ PASSER RATING PASSING GAMES															
Date	Opponent	Player	Att.	Cmp.	Yds.	Cmp.%	Yds/Att.	Yds/Cmp.	TD	TD%	INT	INT%	Long	Sack/Lost	Rating
10/3	at Steelers	Ben Roethlisberger	27	22	300	81.5%	11.11	13.64	5	18.5%	0	0.0%	47	2/13	152.5
10/23	vs. Saints	Drew Brees	48	37	367	77.1%	7.65	9.92	3	6.3%	1	2.1%	30	1/8	110.3
11/28	at Broncos	Trevor Siemian	34	20	368	58.8%	10.82	18.40	3	8.8%	0	0.0%	76t	5/28	125.6
*Need minimum of 20 attempts to qualify															

2016 KANSAS CITY CHIEFS WEEK-BY-WEEK NFL RANKINGS									
OFFENSE						DEFENSE			
Date	Opponent	Total	Rush	Pass	*Points Scored	Total	Rush	Pass	*Points Allowed
9/11	SAN DIEGO	6	T-20	4	6	25	30	15	22
9/18	@ HOUSTON	17	15	T-18	16	17	30	16	T-16
9/25	NEW YORK JETS	23	21	22	17	T-11	T-24	11	6
10/2	@ PITTSBURGH	21	21	15	29	21	29	13	10
10/16	@ OAKLAND	17	14	19	18	14	24	12	10
10/23	NEW ORLEANS	19	18	21	17	23	21	19	T-11
10/30	@ INDIANAPOLIS	14	18	17	14	15	19	14	7
11/6	JACKSONVILLE	19	21	21	15	21	27	14	7
11/13	@ CAROLINA	26	20	22	T-17	22	27	13	7
11/20	TAMPA BAY	24	21	22	19	25	27	16	T-5
11/27	@ DENVER	27	23	23	16	28	29	20	8
12/4	@ ATLANTA	24	25	21	15	28	27	23	9
12/8	OAKLAND								
12/18	TENNESSEE								
12/25	DENVER								
1/1	@ SAN DIEGO								

* Includes return scores

CHIEFS RECORD IN 2016 WHEN. . .			
At home:	4-1	Producing individual 100-yard rusher:	1-0
On the road:	5-2	Allowing individual 100-yard rusher:	1-1
In September:	2-1	Producing individual 300-yard passer:	1-0
In October:	3-1	Allowing individual 300-yard passer:	2-2
In November:	3-1	Producing individual 100-yard receiver:	4-1
In December/January:	1-0	Allowing individual 100-yard receiver:	4-2
Scoring First:	5-1	**Producing an ind. 100.0-rating passer:	5-0
Opponent Scores First:	4-2	**Allowing an ind. 100.0-rating passer:	2-1
Leading at halftime:	7-1		
Trailing at halftime:	2-2	Team scores 21 points or more:	7-0
Tied at halftime:	0-0	Team scores fewer than 21 points:	2-3
Leading after three quarters:	7-0	Opponent scores 21 points or more:	4-1
Trailing after three quarters:	2-3	Opponent scores fewer than 21 points:	5-2
Tied after three quarters:	0-0		
		Outdoors:	7-2
Positive turnover ratio:	7-0	Indoors:	2-1
Negative turnover ratio:	1-3	Day games:	8-2
Turnover ratio +2 or more:	5-0	Night games:	1-1
Turnover ratio +1:	2-0	Natural grass:	7-2
Turnover ratio even:	1-0	Artificial surface:	2-1
Turnover ratio -1:	1-2		
Turnover ratio -2 or more:	0-1	Vs. teams with winning record at time:	3-2
		Vs. teams with losing record at time:	4-1
		Vs. teams with .500 record at time:	2-0

***Need minimum of 20 attempts to qualify*

Individual GxG Stats: PASSING

2016 REGULAR SEASON INDIVIDUAL GAME-BY-GAME STATS														
PASSING:		Alex Smith												
DATE	OPP.	ATT	CMP	YDS	COMP%	Y/A	Y/C	TD	TD%	INT	INT%	LG	SK/YD	RATE
09/11	San Diego	48	34	363	70.8%	7.56	10.68	2	4.2%	1	2.1%	45	3/33.0	97.8
09/18	at Houston	37	20	186	54.1%	5.03	9.30	0	0.0%	0	0.0%	34	4/14.0	68.1
09/25	New York Jets	33	25	237	75.8%	7.18	9.48	1	3.0%	0	0.0%	42	2/16.0	105.2
10/02	at Pittsburgh	50	30	287	60.0%	5.74	9.57	2	4.0%	1	2.0%	20	4/17.0	81.0
10/16	at Oakland	22	19	224	86.4%	10.18	11.79	0	0.0%	0	0.0%	38	1/1.0	109.1
10/23	New Orleans	24	17	214	70.8%	8.92	12.59	2	8.3%	0	0.0%	46t	0/0.0	126.0
10/30	at Indianapolis	19	9	127	47.4%	6.68	14.11	1	5.3%	0	0.0%	23	1/0.0	87.0
11/06	Jacksonville	INACTIVE												
11/13	at Carolina	38	25	178	65.8%	4.68	7.12	0	0.0%	1	2.6%	27	3/13.0	65.5
11/20	Tampa Bay	31	24	261	77.4%	8.42	10.88	1	3.2%	1	3.2%	44	0/0.0	99.0
11/27	at Denver	44	26	220	59.1%	5.00	8.46	1	2.3%	0	0.0%	21	6/30.0	79.7
12/04	at Atlanta	25	21	270	84.0%	10.80	12.86	1	4.0%	0	0.0%	35	1/4.0	125.0
12/08	Oakland													
12/18	Tennessee													
12/25	Denver													
01/01	at San Diego													
TOTALS		371	250	2,567	67.4%	6.92	10.27	11	3.0%	4	1.1%	46t	25/128.0	92.5

PASSING:		Nick Foles												
DATE	OPP.	ATT	CMP	YDS	COMP%	Y/A	Y/C	TD	TD%	INT	INT%	LG	SK/YD	RATE
09/11	San Diego	DID NOT PLAY												
09/18	at Houston	DID NOT PLAY												
09/25	New York Jets	DID NOT PLAY												
10/02	at Pittsburgh	DID NOT PLAY												
10/16	at Oakland	DID NOT PLAY												
10/23	New Orleans	DID NOT PLAY												
10/30	at Indianapolis	22	16	223	72.7%	10.14	13.94	2	9.1%	0	0.0%	49	2/16.0	135.2
11/06	Jacksonville	33	20	187	60.6%	5.67	9.35	1	3.0%	0	0.0%	24	2/18.0	86.3
11/13	at Carolina	DID NOT PLAY												
11/20	Tampa Bay	DID NOT PLAY												
11/27	at Denver	DID NOT PLAY												
12/04	at Atlanta	DID NOT PLAY												
12/08	Oakland													
12/18	Tennessee													
12/25	Denver													
01/01	at San Diego													
TOTALS		55	36	410	65.5%	7.45	11.39	3	5.5%	0	0.0%	49	4/34.0	105.9

PASSING:		Tyler Bray												
DATE	OPP.	ATT	CMP	YDS	COMP%	Y/A	Y/C	TD	TD%	INT	INT%	LG	SK/YD	RATE
09/11	San Diego	INACTIVE												
09/18	at Houston	INACTIVE												
09/25	New York Jets	INACTIVE												
10/02	at Pittsburgh	INACTIVE												
10/16	at Oakland	INACTIVE												
10/23	New Orleans	INACTIVE												
10/30	at Indianapolis	INACTIVE												
11/06	Jacksonville	DID NOT PLAY												
11/13	at Carolina	INACTIVE												
11/20	Tampa Bay	INACTIVE												
11/27	at Denver	INACTIVE												
12/04	at Atlanta	INACTIVE												
12/08	Oakland													
12/18	Tennessee													
12/25	Denver													
01/01	at San Diego													
TOTALS		0	0	0	0.0%	0.00	0.00	0	0%	0	0%	--	0/0.0	0.0

Individual GxG Stats: RUSHING

2016 REGULAR SEASON INDIVIDUAL GAME-BY-GAME STATS																
RUSHING:		Jamaal Charles					Knile Davis					Nick Foles				
DATE	OPP.	NO.	YDS	AVG	LG	TD	NO.	YDS	AVG	LG	TD	NO.	YDS	AVG	LG	TD
09/11	San Diego	INACTIVE					0	0	0	--	0	DID NOT PLAY				
09/18	at Houston	INACTIVE					0	0	0	--	0	DID NOT PLAY				
09/25	New York Jets	INACTIVE					0	0	0	--	0	DID NOT PLAY				
10/02	at Pittsburgh	2	7	3.5	6	0	1	-2	-2.0	-2	0	DID NOT PLAY				
10/16	at Oakland	9	33	3.7	17	1	INACTIVE					DID NOT PLAY				
10/23	New Orleans	1	0	0.0	--	0	Packers					DID NOT PLAY				
10/30	at Indianapolis	INJURED RESERVE					Packers					1	-1	-1.0	-1	0
11/06	Jacksonville	INJURED RESERVE					3	10	3.3	6	0	3	-3	-1.0	-1	0
11/13	at Carolina	INJURED RESERVE					0	0	0	--	0	DID NOT PLAY				
11/20	Tampa Bay	INJURED RESERVE					0	0	0	--	0	DID NOT PLAY				
11/27	at Denver	INJURED RESERVE					3	6	2.0	3	0	DID NOT PLAY				
12/04	at Atlanta	INJURED RESERVE					INACTIVE					DID NOT PLAY				
12/08	Oakland															
12/18	Tennessee															
12/25	Denver															
01/01	at San Diego															
TOTALS		12	40	3.3	17	1	7	14	2.0	6	0	4	-4	-1.0	-1	0

RUSHING:		Tyreek Hill					Travis Kelce					Jeremy Maclin				
DATE	OPP.	NO.	YDS	AVG	LG	TD	NO.	YDS	AVG	LG	TD	NO.	YDS	AVG	LG	TD
09/11	San Diego	0	0	0	--	0	0	0	0	--	0	1	-1	-1.0	-1	0
09/18	at Houston	1	-1	-1.0	-1	0	0	0	0	--	0	0	0	0	--	0
09/25	New York Jets	1	-3	-3.0	-3	0	0	0	0	--	0	0	0	0	--	0
10/02	at Pittsburgh	1	-2	-2.0	-2	0	0	0	0	--	0	0	0	0	--	0
10/16	at Oakland	0	0	0	--	0	0	0	0	--	0	0	0	0	--	0
10/23	New Orleans	2	23	11.5	18	0	0	0	0	--	0	0	0	0	--	0
10/30	at Indianapolis	1	7	7.0	7	0	0	0	0	--	0	0	0	0	--	0
11/06	Jacksonville	2	21	10.5	16	0	0	0	0	--	0	0	0	0	--	0
11/13	at Carolina	1	12	12.0	12	0	0	0	0	--	0	INACTIVE				
11/20	Tampa Bay	1	8	8.0	8	0	1	-5	-5.0	-5	0	INACTIVE				
11/27	at Denver	1	3	3.0	3t	1	0	0	0	--	0	INACTIVE				
12/04	at Atlanta	2	19	9.5	13	0	0	0	0	--	0	INACTIVE				
12/08	Oakland															
12/18	Tennessee															
12/25	Denver															
01/01	at San Diego															
TOTALS		13	87	6.7	18	1	1	-5	-5.0	-5	0	1	-1	-1.0	-1	0

RUSHING:		Dontari Poe					Alex Smith					De'Anthony Thomas				
DATE	OPP.	NO.	YDS	AVG	LG	TD	NO.	YDS	AVG	LG	TD	NO.	YDS	AVG	LG	TD
09/11	San Diego	0	0	0	--	0	4	15	3.8	7	1	INACTIVE				
09/18	at Houston	0	0	0	--	0	2	2	1.0	2	0	INACTIVE				
09/25	New York Jets	0	0	0	--	0	3	-3	-1.0	-1	0	INACTIVE				
10/02	at Pittsburgh	0	0	0	--	0	1	2	2.0	2	0	INACTIVE				
10/16	at Oakland	1	1	1.0	1t	1	3	-1	-0.3	1	0	0	0	0	--	0
10/23	New Orleans	0	0	0	--	0	4	7	1.8	6	0	0	0	0	--	0
10/30	at Indianapolis	0	0	0	--	0	2	9	4.5	8	0	2	2	1.0	3	0
11/06	Jacksonville	0	0	0	--	0	INACTIVE					0	0	0	--	0
11/13	at Carolina	0	0	0	--	0	4	13	3.3	6	0	0	0	0	--	0
11/20	Tampa Bay	0	0	0	--	0	2	10	5.0	11t	1	0	0	0	--	0
11/27	at Denver	0	0	0	--	0	2	2	1.0	3	0	0	0	0	--	0
12/04	at Atlanta	0	0	0	--	0	3	-3	-1.0	-1	0	1	23	23.0	23	0
12/08	Oakland															
12/18	Tennessee															
12/25	Denver															
01/01	at San Diego															
TOTALS		1	1	1.0	1t	1	30	53	1.8	11t	2	3	25	8.3	23	0

RUSHING:		Spencer Ware					Charcandrick West					Albert Wilson				
DATE	OPP.	NO.	YDS	AVG	LG	TD	NO.	YDS	AVG	LG	TD	NO.	YDS	AVG	LG	TD
09/11	San Diego	11	70	6.4	14	1	3	-1	-0.3	8	0	0	0	0	--	0
09/18	at Houston	10	57	5.7	25	0	6	61	10.2	28	0	0	0	0	--	0
09/25	New York Jets	20	75	3.8	17	0	3	3	1.0	2	0	0	0	0	--	0
10/02	at Pittsburgh	13	82	6.3	46	0	<i>INACTIVE</i>					0	0	0	--	0
10/16	at Oakland	24	131	5.5	45	1	3	19	6.3	8	0	0	0	0	--	0
10/23	New Orleans	17	77	4.5	12	0	4	5	1.3	2	0	0	0	0	--	0
10/30	at Indianapolis	7	19	2.7	7	0	14	52	3.7	18	0	0	0	0	--	0
11/06	Jacksonville	<i>INACTIVE</i>					13	39	3.0	14	0	1	-5	-5.0	-5	0
11/13	at Carolina	13	61	4.7	12	0	2	5	2.5	3	0	0	0	0	--	0
11/20	Tampa Bay	17	69	4.1	15	0	0	0	0	--	0	0	0	0	--	0
11/27	at Denver	17	64	3.8	7	0	3	8	2.7	4	0	0	0	0	--	0
12/04	at Atlanta	14	29	2.1	8	1	1	0	0.0	--	0	1	55	55.0	55t	1
12/08	Oakland															
12/18	Tennessee															
12/25	Denver															
01/01	at San Diego															
TOTALS		163	734	4.5	46	3	52	191	3.7	28	0	2	50	25.0	55t	1

Individual GxG Stats: RECEIVING

2016 REGULAR SEASON INDIVIDUAL GAME-BY-GAME STATS															
RECEIVING:	Jamaal Charles					Chris Conley					Knile Davis				
DATE OPP.	NO.	YDS	AVG	LG	TD	NO.	YDS	AVG	LG	TD	NO.	YDS	AVG	LG	TD
09/11 San Diego	INACTIVE					4	43	10.8	13	0	0	0	0	--	0
09/18 at Houston	INACTIVE					2	15	7.5	10	0	0	0	0	--	0
09/25 New York Jets	INACTIVE					3	44	14.7	20	0	0	0	0	--	0
10/02 at Pittsburgh	0	0	0	--	0	6	70	11.7	17	0	2	14	7.0	11	0
10/16 at Oakland	2	14	7.0	16	0	3	26	8.7	13	0	INACTIVE				
10/23 New Orleans	0	0	0	--	0	2	29	14.5	18	0	Packers				
10/30 at Indianapolis	INJURED RESERVE					3	59	19.7	33	0	Packers				
11/06 Jacksonville	INJURED RESERVE					3	28	9.3	12	0	1	7	7.0	7	0
11/13 at Carolina	INJURED RESERVE					1	12	12.0	12	0	0	0	0	--	0
11/20 Tampa Bay	INJURED RESERVE					4	28	7.0	9	0	0	0	0	--	0
11/27 at Denver	INJURED RESERVE					3	26	8.7	13	0	0	0	0	--	0
12/04 at Atlanta	INJURED RESERVE					0	0	0	--	0	INACTIVE				
12/08 Oakland															
12/18 Tennessee															
12/25 Denver															
01/01 at San Diego															
TOTALS	2	14	7.0	16	0	34	380	11.2	33	0	3	21	7.0	11	0

RECEIVING:	Eric Fisher					Demetrius Harris					Tyreek Hill				
DATE OPP.	NO.	YDS	AVG	LG	TD	NO.	YDS	AVG	LG	TD	NO.	YDS	AVG	LG	TD
09/11 San Diego	0	0	0	--	0	2	20	10.0	13	0	1	9	9.0	9t	1
09/18 at Houston	0	0	0	--	0	0	0	0	--	0	2	8	4.0	5	0
09/25 New York Jets	0	0	0	--	0	2	14	7.0	8	0	3	26	8.7	13	0
10/02 at Pittsburgh	0	0	0	--	0	1	12	12.0	12	0	5	24	4.8	9t	1
10/16 at Oakland	0	0	0	--	0	1	11	11.0	11	0	2	20	10.0	12	0
10/23 New Orleans	0	0	0	--	0	1	10	10.0	10	0	1	38	38.0	38t	1
10/30 at Indianapolis	0	0	0	--	0	3	13	4.3	12	0	5	98	19.6	49	1
11/06 Jacksonville	0	0	0	--	0	0	0	0	--	0	3	11	3.7	5	0
11/13 at Carolina	0	0	0	--	0	0	0	0	--	0	10	89	8.9	27	0
11/20 Tampa Bay	0	-5	0	-5	0	0	0	0	--	0	4	53	13.3	42	0
11/27 at Denver	0	0	0	--	0	0	0	0	--	0	9	52	5.8	11	1
12/04 at Atlanta	0	0	0	--	0	1	6	6.0	6	0	5	53	10.6	25	0
12/08 Oakland															
12/18 Tennessee															
12/25 Denver															
01/01 at San Diego															
TOTALS	0	-5	0	-5	0	11	86	7.8	13	0	50	481	9.6	49	5

RECEIVING:	Travis Kelce					Jeremy Maclin					James O'Shaughnessy				
DATE OPP.	NO.	YDS	AVG	LG	TD	NO.	YDS	AVG	LG	TD	NO.	YDS	AVG	LG	TD
09/11 San Diego	6	74	12.3	20	0	5	63	12.6	22	1	0	0	0	--	0
09/18 at Houston	5	34	6.8	11	0	6	68	11.3	17	0	0	0	0	--	0
09/25 New York Jets	6	89	14.8	42	1	4	35	8.8	17	0	0	0	0	--	0
10/02 at Pittsburgh	5	23	4.6	9	1	5	78	15.6	20	0	0	0	0	--	0
10/16 at Oakland	3	32	10.7	21	0	3	49	16.3	38	0	0	0	0	--	0
10/23 New Orleans	2	24	12.0	14	0	4	40	10.0	13	0	0	0	0	--	0
10/30 at Indianapolis	7	101	14.4	21	1	3	43	14.3	28	1	0	0	0	--	0
11/06 Jacksonville	5	58	11.6	23	0	0	0	0	--	0	1	0	0.0	--	0
11/13 at Carolina	3	31	10.3	16	0	INACTIVE					0	0	0	--	0
11/20 Tampa Bay	7	108	15.4	44	0	INACTIVE					0	0	0	--	0
11/27 at Denver	8	101	12.6	21	0	INACTIVE					1	-1	-1.0	-1	0
12/04 at Atlanta	8	140	17.5	35	0	INACTIVE					0	0	0	--	0
12/08 Oakland															
12/18 Tennessee															
12/25 Denver															
01/01 at San Diego															
TOTALS	65	815	12.5	44	3	30	376	12.5	38	2	2	-1	-0.5	0	0

RECEIVING:		Anthony Sherman					De'Anthony Thomas					Ross Travis				
DATE	OPP.	NO.	YDS	AVG	LG	TD	NO.	YDS	AVG	LG	TD	NO.	YDS	AVG	LG	TD
09/11	San Diego	0	0	0	--	0	INACTIVE					0	0	0	--	0
09/18	at Houston	0	0	0	--	0	INACTIVE					0	0	0	--	0
09/25	New York Jets	1	3	3.0	3	0	INACTIVE					2	10	5.0	6	0
10/02	at Pittsburgh	0	0	0	--	0	INACTIVE					0	0	0	--	0
10/16	at Oakland	0	0	0	--	0	2	14	7.0	8	0	INACTIVE				
10/23	New Orleans	1	0	0.0	--	0	2	12	6.0	15	0	INACTIVE				
10/30	at Indianapolis	0	0	0	--	0	0	0	0	--	0	INACTIVE				
11/06	Jacksonville	1	6	6.0	6	0	0	0	0	--	0	INACTIVE				
11/13	at Carolina	0	0	0	--	0	0	0	0	--	0	1	5	5.0	5	0
11/20	Tampa Bay	0	0	0	--	0	0	0	0	--	0	0	0	0	--	0
11/27	at Denver	0	0	0	--	0	1	4	4.0	4	0	INACTIVE				
12/04	at Atlanta	0	0	0	--	0	0	0	0	--	0	INACTIVE				
12/08	Oakland															
12/18	Tennessee															
12/25	Denver															
01/01	at San Diego															
TOTALS		3	9	3.0	6	0	5	30	6.0	15	0	3	15	5.0	6	0
RECEIVING:		Spencer Ware					Charcandrick West					Albert Wilson				
DATE	OPP.	NO.	YDS	AVG	LG	TD	NO.	YDS	AVG	LG	TD	NO.	YDS	AVG	LG	TD
09/11	San Diego	7	129	18.4	45	0	6	24	4.0	7	0	3	1	0.3	3	0
09/18	at Houston	2	48	24.0	34	0	1	2	2.0	2	0	2	11	5.5	7	0
09/25	New York Jets	1	8	8.0	8	0	3	8	2.7	6	0	0	0	0	--	0
10/02	at Pittsburgh	1	14	14.0	14	0	INACTIVE					5	52	10.4	17	0
10/16	at Oakland	2	32	16.0	30	0	0	0	0	--	0	1	26	26.0	26	0
10/23	New Orleans	2	54	27.0	46t	1	1	3	3.0	3	0	1	4	4.0	4	0
10/30	at Indianapolis	2	28	14.0	23	0	2	8	4.0	6	0	0	0	0	--	0
11/06	Jacksonville	INACTIVE					3	35	11.7	24	0	3	42	14.0	23t	1
11/13	at Carolina	3	11	3.7	5	0	3	5	1.7	5	0	4	25	6.3	10	0
11/20	Tampa Bay	2	16	8.0	9	0	3	42	14.0	17	0	4	19	4.8	7	1
11/27	at Denver	2	32	16.0	18	0	0	0	0	--	0	2	6	3.0	4	0
12/04	at Atlanta	3	23	7.7	14	1	0	0	0	--	0	4	48	12.0	21	0
12/08	Oakland															
12/18	Tennessee															
12/25	Denver															
01/01	at San Diego															
TOTALS		27	395	14.6	46t	2	22	127	5.8	24	0	29	234	8.1	26	2

Individual GxG Stats: PUNTING

2016 REGULAR SEASON INDIVIDUAL GAME-BY-GAME STATS									
PUNTING:		Dustin Colquitt							
DATE	OPP.	NO.	YDS	AVG	TB	IN 20	LG	NET	BLK
09/11	San Diego	5	197	39.4	1	1	50	33.8	0
09/18	at Houston	6	285	47.5	0	3	57	45.5	0
09/25	New York Jets	4	172	43.0	0	2	48	40.0	0
10/02	at Pittsburgh	6	257	42.8	1	3	58	38.8	0
10/16	at Oakland	3	122	40.7	0	2	46	36.3	0
10/23	New Orleans	4	191	47.8	2	1	60	35.3	0
10/30	at Indianapolis	5	245	49.0	0	3	54	48.0	0
11/06	Jacksonville	7	353	50.4	0	4	59	45.6	0
11/13	at Carolina	5	245	49.0	1	2	64	43.2	0
11/20	Tampa Bay	3	130	43.3	0	1	58	39.0	0
11/27	at Denver	9	431	47.9	1	5	61	44.1	0
12/04	at Atlanta	3	150	50.0	2	0	61	37.0	0
12/08	Oakland								
12/18	Tennessee								
12/25	Denver								
01/01	at San Diego								
TOTALS		60	2,778	46.3	8	27	64	41.4	0

Individual GxG Stats: FIELD GOALS

2016 REGULAR SEASON INDIVIDUAL GAME-BY-GAME STATS											
FIELD GOALS:		Cairo Santos									
DATE	OPP.	0-19	20-29	30-39	40-49	50+	TOTAL	FGM	FGA	PCT	LG
09/11	San Diego	0-0	0-0	1-1	1-1	0-0	2-2	2	2	100.0	47
09/18	at Houston	0-0	0-0	2-2	1-1	1-1	4-4	4	4	100.0	54
09/25	New York Jets	0-0	1-1	0-0	0-0	0-0	1-1	1	1	100.0	27
10/02	at Pittsburgh	0-0	0-0	0-0	0-1	0-0	0-1	0	1	0.0	0
10/16	at Oakland	0-0	1-1	0-1	1-1	0-0	2-3	2	3	66.7	44
10/23	New Orleans	0-0	0-0	1-1	1-1	0-0	2-2	2	2	100.0	41
10/30	at Indianapolis	0-0	1-2	1-1	1-1	0-0	3-4	3	4	75.0	44
11/06	Jacksonville	0-0	2-2	1-1	0-0	1-1	4-4	4	4	100.0	51
11/13	at Carolina	0-0	0-0	3-3	1-1	0-0	4-4	4	4	100.0	47
11/20	Tampa Bay	0-0	1-1	0-0	0-0	0-0	1-1	1	1	100.0	22
11/27	at Denver	0-0	0-0	2-2	0-0	0-0	2-2	2	2	100.0	37
12/04	at Atlanta	0-0	0-0	0-0	0-0	0-0	0-0	0	0	0.0	0
12/08	Oakland										
12/18	Tennessee										
12/25	Denver										
01/01	at San Diego										
TOTALS		0-0	6-7	11-12	6-7	2-2	25-28	25	28	89.3	54

Individual GxG Stats: DEFENSIVE

2016 REGULAR SEASON INDIVIDUAL DEFENSIVE GAME-BY-GAME STATS																			
DATE OPP.		Kenneth Acker				D.J. Alexander				Allen Bailey									
		S	A	T	K	INT	FR	FF	PR	PD	S	A	T	K	INT	FR	FF	PR	PD
09/11	San Diego	INACTIVE				0	0	0	0	0	0	0	0	0	0	0	0	0	0
09/18	at Houston	INACTIVE				0	0	0	0	0	0	0	0	0	0	0	0	0	0
09/25	New York Jets	INACTIVE				0	0	0	0	0	0	0	0	0	0	0	0	0	0
10/02	at Pittsburgh	0	0	0	0	0	0	0	0	0	0	0	0	0	0	0	0	0	0
10/16	at Oakland	INACTIVE				0	0	0	0	0	0	0	0	0	0	0	0	0	0
10/23	New Orleans	0	0	0	0	0	0	0	0	0	0	0	0	0	0	0	0	0	0
10/30	at Indianapolis	0	0	0	0	0	0	0	0	0	0	0	0	0	0	0	0	0	0
11/06	Jacksonville	0	0	0	0	0	0	0	0	0	0	0	0	0	0	0	0	0	0
11/13	at Carolina	4	0	4	0	0	0	0	0	0	0	0	0	0	0	0	0	0	0
11/20	Tampa Bay	6	0	6	0	0	0	0	0	0	0	0	0	0	0	0	0	0	0
11/27	at Denver	4	0	4	0	0	0	0	0	0	0	0	0	0	0	0	0	0	0
12/04	at Atlanta	DID NOT PLAY				0	0	0	0	0	0	0	0	0	0	0	0	0	0
12/08	Oakland																		
12/18	Tennessee																		
12/25	Denver																		
01/01	at San Diego																		
TOTALS		14	0	14	0	0	0	0	0	3	10	1	0	0	0	0	0	0	0

DATE OPP.		T.J. Barnes				Eric Berry				Dee Ford																					
		S	A	T	K	INT	FR	FF	PR	PD	S	A	T	K	INT	FR	FF	PR	PD												
09/11	San Diego	Jaguars				6	0	6	0	0	0	0	0	0	0	0	0	0	0												
09/18	at Houston	Jaguars				2	3	5	0	0	0	0	0	0	0	0	0	0	0												
09/25	New York Jets	Jaguars				3	0	3	0	0	0	0	0	0	0	0	0	0	0												
10/02	at Pittsburgh	Jaguars				3	0	3	0	0	0	0	0	0	0	0	0	0	0												
10/16	at Oakland	PRACTICE SQUAD				1	1	2	0	0	0	0	0	0	0	0	0	0	0												
10/23	New Orleans	PRACTICE SQUAD				6	2	8	0	0	0	0	0	0	0	0	0	0	0												
10/30	at Indianapolis	PRACTICE SQUAD				3	0	3	0	0	0	0	0	0	0	0	0	0	0												
11/06	Jacksonville	PRACTICE SQUAD				5	1	6	0	0	0	0	0	0	0	0	0	0	0												
11/13	at Carolina	PRACTICE SQUAD				7	2	9	1	0	0	0	0	0	0	0	0	0	0												
11/20	Tampa Bay	PRACTICE SQUAD				2	1	3	0	0	0	0	0	0	0	0	0	0	0												
11/27	at Denver	PRACTICE SQUAD				5	4	9	0	0	0	0	0	0	INACTIVE																
12/04	at Atlanta	1	0	1	0	0	0	0	0	0	0	0	0	0	0	0	0	0	0												
12/08	Oakland																														
12/18	Tennessee																														
12/25	Denver																														
01/01	at San Diego																														
TOTALS		10	1	0	0	0	0	0	0	0	45	14	59	1	0	0	3	0	0	0	8	22	11	33	11	10	0	0	1	14	2

DATE OPP.		Phillip Gaines				Tamba Hali				Justin Houston																								
		S	A	T	K	INT	FR	FF	PR	PD	S	A	T	K	INT	FR	FF	PR	PD															
09/11	San Diego	4	0	4	0	0	0	0	0	0	0	1	0	1	0	0	0	0	0	0	Reserved/PUP													
09/18	at Houston	5	0	5	0	0	0	0	0	0	0	1	2	1	3	1	1	0	0	0	0	Reserved/PUP												
09/25	New York Jets	7	0	7	0	0	0	0	0	0	0	4	0	4	0	0	0	0	0	0	0	Reserved/PUP												
10/02	at Pittsburgh	INACTIVE				2	1	3	0	0	0	0	0	0	0	0	0	0	0	0	0	Reserved/PUP												
10/16	at Oakland	2	0	2	0	0	0	0	0	0	0	1	0	1	0	0	0	0	0	0	0	Reserved/PUP												
10/23	New Orleans	INACTIVE				1	2	3	0	0	0	0	0	0	0	0	0	0	0	0	0	Reserved/PUP												
10/30	at Indianapolis	4	0	4	0	0	0	0	0	0	0	2	2	1	3	0	0	0	0	0	0	Reserved/PUP												
11/06	Jacksonville	7	0	7	0	0	0	0	0	0	0	1	0	1	0	0	0	0	0	0	0	Reserved/PUP												
11/13	at Carolina	2	0	2	0	0	0	0	0	0	0	0	0	2	2	0	0	0	0	0	0	INACTIVE												
11/20	Tampa Bay	4	1	5	0	0	0	0	0	0	0	1	1	2	0	0	0	0	0	0	0	2	0	2	1	0	0	0	0	1	0			
11/27	at Denver	3	1	4	0	0	0	0	0	0	0	3	5	0	5	1	1	0	0	0	0	1	0	10	0	10	4	3	0	0	1	3	1	
12/04	at Atlanta	INACTIVE				2	0	2	2	1	0	0	0	0	0	0	0	0	0	0	0	0	4	0	4	1	1	0	0	0	0	1	0	
12/08	Oakland																																	
12/18	Tennessee																																	
12/25	Denver																																	
01/01	at San Diego																																	
TOTALS		38	2	40	0	0	0	1	0	2	0	7	22	8	30	4	3	5	0	1	0	8	0	16	0	16	6	4	0	0	0	1	5	1

DATE OPP.		Jaye Howard				Jarvis Jenkins				Derrick Johnson			
		S	A	T	K	TFL	SK	INT	FR	FF	PR	PD	
09/11	San Diego	0	0	0		0	0.0	0	0	0	0	0	
09/18	at Houston	4	1	5		0	0.0	0	0	0	0	0	
09/25	New York Jets	3	0	3		0	0.0	0	0	0	2	0	
10/02	at Pittsburgh	3	3	6		1	1.0	0	0	0	1	0	
10/16	at Oakland	1	0	1		0	0.0	0	0	0	0	0	
10/23	New Orleans	3	0	3		0	0.0	0	0	0	1	0	
10/30	at Indianapolis	2	0	2		1	0.0	0	0	0	1	0	
11/06	Jacksonville	2	1	3		0	0.0	0	0	0	2	0	
11/13	at Carolina	INACTIVE				Jets				1	4	5	
11/20	Tampa Bay	INACTIVE				0	0	0		0	0	0	
11/27	at Denver	INJURED RESERVE				2	0	2		0	0	0	
12/04	at Atlanta	INJURED RESERVE				2	0	2		0	0	0	
12/08	Oakland												
12/18	Tennessee												
12/25	Denver												
01/01	at San Diego												
TOTALS		18	5	23		2	1.0	0	0	0	7	0	
DATE OPP.		Chris Jones				Justin March-Lillard				Terrance Mitchell			
		S	A	T	K	TFL	SK	INT	FR	FF	PR	PD	
09/11	San Diego	0	0	0		0	0.0	0	0	0	0	0	
09/18	at Houston	0	2	2		0	0.0	0	0	0	0	0	
09/25	New York Jets	0	1	1		0	0.0	0	0	0	0	0	
10/02	at Pittsburgh	0	2	2		0	0.0	0	0	0	0	0	
10/16	at Oakland	1	1	2		1	0.0	0	0	0	0	0	
10/23	New Orleans	0	2	2		0	0.0	0	0	0	0	0	
10/30	at Indianapolis	1	0	1		1	1.0	0	0	0	2	0	
11/06	Jacksonville	1	1	2		0	0.0	0	0	0	0	0	
11/13	at Carolina	3	0	3		1	1.0	0	0	0	1	0	
11/20	Tampa Bay	1	0	1		0	0.0	0	0	0	2	1	
11/27	at Denver	1	0	1		1	0.0	0	0	0	0	1	
12/04	at Atlanta	0	0	0		0	0.0	0	0	0	2	0	
12/08	Oakland												
12/18	Tennessee												
12/25	Denver												
01/01	at San Diego												
TOTALS		8	9	17		4	2.0	0	0	0	7	2	
DATE OPP.		Dezman Moses				Eric Murray				Steven Nelson			
		S	A	T	K	TFL	SK	INT	FR	FF	PR	PD	
09/11	San Diego	NOT ON ROSTER				0	0	0		0	0	0	
09/18	at Houston	0	0	0		0	0.0	0	0	0	0	0	
09/25	New York Jets	0	1	1		0	0.0	0	0	0	0	0	
10/02	at Pittsburgh	0	0	0		0	0.0	0	0	0	0	0	
10/16	at Oakland	NOT ON ROSTER				0	0	0		0	0	0	
10/23	New Orleans	NOT ON ROSTER				0	0	0		0	0	0	
10/30	at Indianapolis	NOT ON ROSTER				0	0	0		0	0	0	
11/06	Jacksonville	NOT ON ROSTER				0	0	0		0	0	0	
11/13	at Carolina	NOT ON ROSTER				0	0	0		0	0	0	
11/20	Tampa Bay	NOT ON ROSTER				0	0	0		0	0	0	
11/27	at Denver	NOT ON ROSTER				0	0	0		0	0	0	
12/04	at Atlanta	NOT ON ROSTER				0	0	0		0	0	0	
12/08	Oakland												
12/18	Tennessee												
12/25	Denver												
01/01	at San Diego												
TOTALS		0	1	1		0	0.0	0	0	0	0	0	

DATE OPP.		Dadi Nicolas				Rakeem Nunez-Roches				Ron Parker			
		S ATK	TFL SK	INT FR FF	PR PD	S ATK	TFL SK	INT FR FF	PR PD	S ATK	TFL SK	INT FR FF	PR PD
09/11	San Diego	0 0 0	0 0.0	0 0 0	0 0	INACTIVE				3 1 4	0 0.0	0 0 0	0 1
09/18	at Houston	DID NOT PLAY				PRACTICE SQUAD				3 2 5	1 0.0	0 0 0	0 1
09/25	New York Jets	0 0 0	0 0.0	0 0 0	0 0	PRACTICE SQUAD				3 0 3	0 0.0	0 0 0	0 2
10/02	at Pittsburgh	0 0 0	0 0.0	0 0 0	0 0	PRACTICE SQUAD				1 1 2	0 0.0	0 0 0	0 0
10/16	at Oakland	0 0 0	0 0.0	0 0 0	0 0	NOT ON ROSTER				4 1 5	0 0.0	0 0 0	0 1
10/23	New Orleans	0 0 0	0 0.0	0 0 0	0 0	0 0 0	0 0.0	0 0 0	0 0	7 0 7	0 0.0	0 0 2	0 1
10/30	at Indianapolis	0 0 0	0 0.0	0 0 0	0 1	0 0 0	0 0.0	0 0 0	1 0	2 1 3	0 0.0	0 0 0	0 0
11/06	Jacksonville	DID NOT PLAY				1 0 1	0 0.0	0 0 0	0 0	2 0 2	0 0.0	0 0 0	0 1
11/13	at Carolina	0 0 0	0 0.0	0 0 0	0 0	1 3 4	0 0.0	0 0 0	0 0	4 0 4	0 0.0	0 0 0	0 0
11/20	Tampa Bay	INACTIVE				3 2 5	1 0.0	0 0 0	0 0	4 0 4	0 0.0	0 0 0	0 1
11/27	at Denver	0 0 0	0 0.0	0 0 0	0 0	5 1 6	2 0.0	0 0 0	0 0	3 1 4	0 0.0	0 0 0	0 0
12/04	at Atlanta	INACTIVE				0 1 1	0 0.0	0 0 0	0 0	2 0 2	0 0.0	0 0 0	0 0
12/08	Oakland												
12/18	Tennessee												
12/25	Denver												
01/01	at San Diego												
TOTALS		0 0 0	0 0.0	0 0 0	0 1	10 7 17	3 0.0	0 0 0	1 0	38 7 45	1 0.0	0 0 2	0 8

DATE OPP.		Marcus Peters				Dontari Poe				Kendall Reyes			
		S ATK	TFL SK	INT FR FF	PR PD	S ATK	TFL SK	INT FR FF	PR PD	S ATK	TFL SK	INT FR FF	PR PD
09/11	San Diego	3 0 3	0 0.0	0 0 0	0 1	1 0 1	0 0.0	0 0 0	1 0	Redskins			
09/18	at Houston	2 5 7	0 0.0	2 0 0	0 4	2 3 5	0 0.0	0 0 0	2 0	Redskins			
09/25	New York Jets	1 0 1	0 0.0	2 0 0	0 2	0 0 0	0 0.0	0 0 0	1 0	Redskins			
10/02	at Pittsburgh	3 1 4	0 0.0	0 0 0	0 1	0 1 1	0 0.5	0 0 0	1 0	Redskins			
10/16	at Oakland	1 1 2	0 0.0	1 0 0	0 1	0 0 0	0 0.0	0 0 0	0 0	Redskins			
10/23	New Orleans	3 0 3	0 0.0	0 1 0	0 0	0 0 0	0 0.0	0 0 0	0 0	0 0 0	0 0.0	0 0 0	0 0
10/30	at Indianapolis	1 0 1	0 0.0	0 0 0	0 2	1 1 2	0 0.0	0 0 0	1 0	0 0 0	0 0.0	0 0 0	0 0
11/06	Jacksonville	7 0 7	0 0.0	0 1 0	0 0	2 0 2	1 0.0	0 0 0	0 0	2 0 2	0 0.0	0 0 0	0 0
11/13	at Carolina	5 1 6	0 0.0	0 1 1	0 4	1 3 4	0 0.0	0 0 0	0 1	0 2 2	0 0.0	0 0 0	0 0
11/20	Tampa Bay	INACTIVE				2 0 2	0 0.0	0 0 0	1 1	1 0 1	1 0.0	0 0 0	1 0
11/27	at Denver	1 1 2	0 0.0	0 0 0	0 0	1 0 1	0 0.0	0 0 0	0 0	3 0 3	1 1.0	0 0 0	3 1
12/04	at Atlanta	1 0 1	0 0.0	0 0 0	0 1	2 0 2	0 0.0	0 0 0	2 0	2 0 2	1 0.0	0 0 0	0 0
12/08	Oakland												
12/18	Tennessee												
12/25	Denver												
01/01	at San Diego												
TOTALS		28 9 37	0 0.0	5 3 1	0 16	12 8 20	1 0.5	0 0 0	9 2	8 2 10	3 1.0	0 0 0	4 1

DATE OPP.		Daniel Sorensen				D.J. White				Nicholas Williams			
		S ATK	TFL SK	INT FR FF	PR PD	S ATK	TFL SK	INT FR FF	PR PD	S ATK	TFL SK	INT FR FF	PR PD
09/11	San Diego	0 0 0	0 0.0	0 0 0	1 0	1 0 1	0 0.0	0 0 0	0 0	1 1 2	0 0.0	0 0 0	0 0
09/18	at Houston	2 0 2	0 0.0	0 0 0	0 0	0 0 0	0 0.0	0 0 0	0 0	1 0 1	0 0.0	0 0 0	0 0
09/25	New York Jets	2 0 2	0 0.0	1 0 0	0 2	0 0 0	0 0.0	1 0 0	0 1	0 0 0	0 0.0	0 0 0	0 0
10/02	at Pittsburgh	4 1 5	1 0.0	0 0 0	0 0	1 0 1	0 0.0	0 0 0	0 0	2 0 2	0 0.0	0 0 0	0 0
10/16	at Oakland	5 0 5	0 0.0	0 0 0	0 0	3 1 4	0 0.0	0 0 0	0 1	0 0 0	0 0.0	0 0 0	0 0
10/23	New Orleans	6 0 6	1 1.0	1 0 0	1 1	5 0 5	0 0.0	0 0 0	0 1	Dolphins			
10/30	at Indianapolis	7 0 7	1 0.0	0 0 1	0 0	INACTIVE				Dolphins			
11/06	Jacksonville	3 1 4	0 0.0	0 0 0	0 0	INACTIVE				Dolphins			
11/13	at Carolina	0 1 1	0 0.0	0 0 0	1 0	INACTIVE				Dolphins			
11/20	Tampa Bay	1 1 2	0 0.0	0 0 0	0 0	0 0 0	0 0.0	0 0 0	0 0	Dolphins			
11/27	at Denver	1 0 1	0 0.0	0 0 0	0 0	0 0 0	0 0.0	0 0 0	0 0	Dolphins			
12/04	at Atlanta	4 1 5	0 0.0	0 0 0	0 1	0 0 0	0 0.0	0 0 0	0 0	Dolphins			
12/08	Oakland												
12/18	Tennessee												
12/25	Denver												
01/01	at San Diego												
TOTALS		35 5 40	3 1.0	2 0 1	3 4	10 1 11	0 0.0	1 0 0	0 3	4 1 5	0 0.0	0 0 0	0 0

DATE OPP.		Ramik Wilson						Frank Zombo														
		S	A	TK	TFL	SK	INT	FR	FF	PR	PD	S	A	TK	TFL	SK	INT	FR	FF	PR	PD	
09/11	San Diego	PRACTICE SQUAD						5	1	6	0	0.0	0	0	0	0	1					
09/18	at Houston	PRACTICE SQUAD						4	1	5	0	0.0	0	0	0	0	0					
09/25	New York Jets	PRACTICE SQUAD						3	2	5	0	0.0	0	0	1	0	0					
10/02	at Pittsburgh	PRACTICE SQUAD						3	1	4	1	0.0	0	0	0	0	0					
10/16	at Oakland	PRACTICE SQUAD						2	0	2	0	0.0	0	0	0	0	0					
10/23	New Orleans	5	3	8	0	0.0	0	0	0	0	0	2	2	4	1	0.0	0	0	0	0	0	
10/30	at Indianapolis	2	1	3	0	0.0	0	1	0	0	0	1	0	1	1	1.0	0	0	0	2	0	
11/06	Jacksonville	5	0	5	1	0.0	1	0	1	0	1	0	1	1	0	0.0	0	0	0	0	0	
11/13	at Carolina	3	2	5	0	0.0	0	0	0	0	0	1	3	4	0	0.0	0	0	0	0	0	
11/20	Tampa Bay	7	1	8	1	0.0	0	0	0	0	0	2	0	2	0	0.0	0	0	0	0	0	
11/27	at Denver	2	3	5	0	0.0	0	0	0	0	0	0	0	0	0	0.0	0	0	0	0	0	
12/04	at Atlanta	9	0	9	0	0.0	0	0	0	0	0	2	0	2	0	0.0	0	0	0	1	1	
12/08	Oakland																					
12/18	Tennessee																					
12/25	Denver																					
01/01	at San Diego																					
TOTALS		33	10	43	2	0.0	1	1	1	0	1	25	11	36	3	1.0	0	0	1	3	2	

Individual GxG Stats: SPECIAL TEAMS

2016 REGULAR SEASON INDIVIDUAL SPECIAL TEAMS GAME-BY-GAME STATS

DATE OPP.	<u>Kenneth Acker</u>	<u>D.J. Alexander</u>	<u>Demetrius Harris</u>	<u>Tyreek Hill</u>	<u>Dezman Moses</u>	<u>Eric Murray</u>
	TKL AST TOT	TKL AST TOT	TKL AST TOT	TKL AST TOT	TKL AST TOT	TKL AST TOT
09/11 San Diego	INACTIVE	0 0 0	1 0 1	1 0 1	NOT ON ROSTER	1 0 1
09/18 at Houston	INACTIVE	1 0 1	0 0 0	1 1 2	1 0 1	1 0 1
09/25 New York Jets	INACTIVE	1 1 2	1 0 1	0 1 1	0 0 0	0 0 0
10/02 at Pittsburgh	0 0 0	0 0 0	0 0 0	0 0 0	0 0 0	1 0 1
10/16 at Oakland	INACTIVE	0 0 0	0 0 0	1 0 1	NOT ON ROSTER	0 0 0
10/23 New Orleans	0 0 0	0 0 0	0 0 0	0 0 0	NOT ON ROSTER	0 0 0
10/30 at Indianapolis	0 0 0	0 0 0	0 0 0	0 0 0	NOT ON ROSTER	1 0 1
11/06 Jacksonville	0 1 1	2 1 3	1 0 1	0 0 0	NOT ON ROSTER	0 0 0
11/13 at Carolina	0 0 0	0 1 1	0 0 0	0 0 0	NOT ON ROSTER	0 0 0
11/20 Tampa Bay	0 0 0	0 0 0	0 0 0	0 0 0	NOT ON ROSTER	1 0 1
11/27 at Denver	0 0 0	3 0 3	0 0 0	0 0 0	NOT ON ROSTER	0 0 0
12/04 at Atlanta	DID NOT PLAY	1 0 1	1 0 1	0 0 0	NOT ON ROSTER	0 0 0
12/08 Oakland						
12/18 Tennessee						
12/25 Denver						
01/01 at San Diego						
TOTALS	0 1 1	8 3 11	4 0 4	3 2 5	1 0 1	5 0 5

DATE OPP.	<u>Steven Nelson</u>	<u>James O'Shaughnessy</u>	<u>Demarcus Robinson</u>	<u>Cairo Santos</u>	<u>Anthony Sherman</u>	<u>Terrance Smith</u>
	TKL AST TOT	TKL AST TOT	TKL AST TOT	TKL AST TOT	TKL AST TOT	TKL AST TOT
09/11 San Diego	1 0 1	0 0 0	0 0 0	0 0 0	0 0 0	PRACTICE SQUAD
09/18 at Houston	0 0 0	0 1 1	1 0 1	0 0 0	0 0 0	PRACTICE SQUAD
09/25 New York Jets	0 0 0	1 0 1	0 0 0	0 0 0	1 0 1	PRACTICE SQUAD
10/02 at Pittsburgh	0 0 0	0 0 0	0 0 0	0 0 0	0 0 0	PRACTICE SQUAD
10/16 at Oakland	0 0 0	1 0 1	0 0 0	1 0 1	2 0 2	PRACTICE SQUAD
10/23 New Orleans	0 0 0	0 0 0	1 0 1	0 0 0	1 0 1	PRACTICE SQUAD
10/30 at Indianapolis	0 0 0	0 0 0	1 0 1	0 0 0	0 0 0	PRACTICE SQUAD
11/06 Jacksonville	0 0 0	0 0 0	0 0 0	0 0 0	0 0 0	0 1 1
11/13 at Carolina	0 0 0	0 1 1	1 0 1	0 0 0	0 0 0	0 0 0
11/20 Tampa Bay	0 0 0	0 0 0	0 0 0	0 0 0	0 0 0	0 0 0
11/27 at Denver	INACTIVE	0 0 0	0 0 0	0 0 0	0 0 0	0 0 0
12/04 at Atlanta	0 0 0	0 0 0	0 0 0	0 0 0	0 0 0	0 0 0
12/08 Oakland						
12/18 Tennessee						
12/25 Denver						
01/01 at San Diego						
TOTALS	1 0 1	2 2 4	4 0 4	1 0 1	4 0 4	0 1 1

DATE OPP.	<u>Daniel Sorensen</u>	<u>De'Anthony Thomas</u>	<u>Albert Wilson</u>	<u>James Winchester</u>	<u>Frank Zombo</u>
	TKL AST TOT	TKL AST TOT	TKL AST TOT	TKL AST TOT	TKL AST TOT
09/11 San Diego	0 0 0	INACTIVE	0 0 0	0 0 0	0 0 0
09/18 at Houston	1 0 1	INACTIVE	0 0 0	0 0 0	0 0 0
09/25 New York Jets	0 0 0	INACTIVE	0 0 0	0 0 0	0 0 0
10/02 at Pittsburgh	0 0 0	INACTIVE	0 0 0	0 0 0	0 0 0
10/16 at Oakland	0 1 1	0 0 0	0 1 1	0 0 0	0 0 0
10/23 New Orleans	0 0 0	0 0 0	0 0 0	1 0 1	0 0 0
10/30 at Indianapolis	0 0 0	1 0 1	0 0 0	0 0 0	0 0 0
11/06 Jacksonville	1 0 1	0 1 1	0 0 0	0 0 0	1 0 1
11/13 at Carolina	0 0 0	0 0 0	0 0 0	1 0 1	0 0 0
11/20 Tampa Bay	0 0 0	1 0 1	1 0 1	0 0 0	0 0 0
11/27 at Denver	1 0 1	0 0 0	0 0 0	0 0 0	0 0 0
12/04 at Atlanta	0 0 0	0 0 0	0 0 0	0 0 0	0 0 0
12/08 Oakland					
12/18 Tennessee					
12/25 Denver					
01/01 at San Diego					
TOTALS	3 1 4	2 1 3	1 1 2	2 0 2	1 0 1

Individual GxG Stats: PUNT RETURNS

2016 REGULAR SEASON INDIVIDUAL GAME-BY-GAME STATS													
PUNT RETURNS:		D.J. Alexander						Tyreek Hill					
DATE	OPP.	NO.	YDS	AVG	LG	FC	TD	NO.	YDS	AVG	LG	FC	TD
09/11	San Diego	1	0	0.0	--	0	0	3	35	11.7	14	0	0
09/18	at Houston	0	0	0	--	0	0	4	63	15.8	32	0	0
09/25	New York Jets	0	0	0	--	0	0	2	29	14.5	19	0	0
10/02	at Pittsburgh	0	0	0	--	0	0	2	20	10.0	14	0	0
10/16	at Oakland	0	0	0	--	0	0	1	50	50.0	50	1	0
10/23	New Orleans	0	0	0	--	0	0	1	0	0.0	--	1	0
10/30	at Indianapolis	0	0	0	--	0	0	3	57	19.0	28	2	0
11/06	Jacksonville	0	0	0	--	0	0	2	46	23.0	36	1	0
11/13	at Carolina	0	0	0	--	0	0	3	27	9.0	21	0	0
11/20	Tampa Bay	0	0	0	--	0	0	1	20	20.0	20	0	0
11/27	at Denver	0	0	0	--	0	0	2	28	14.0	17	1	0
12/04	at Atlanta	0	0	0	--	0	0	1	-1	-1.0	-1	0	0
12/08	Oakland												
12/18	Tennessee												
12/25	Denver												
01/01	at San Diego												
TOTALS		1	0	0.0	0	0	0	25	374	15.0	50	6	0

Individual GxG Stats: KICKOFF RETURNS

2016 REGULAR SEASON INDIVIDUAL GAME-BY-GAME STATS																			
KICKOFF RETURNS:		Knile Davis						Demetrius Harris						Tyreek Hill					
DATE	OPP.	NO.	YDS	AVG	LG	FC	TD	NO.	YDS	AVG	LG	FC	TD	NO.	YDS	AVG	LG	FC	TD
09/11	San Diego	0	0	0	--	0	0	0	0	0	--	0	0	0	0	0	--	0	0
09/18	at Houston	3	75	25.0	29	0	0	0	0	0	--	0	0	3	83	27.7	30	0	0
09/25	New York Jets	0	0	0	--	0	0	0	0	0	--	0	0	2	21	10.5	16	0	0
10/02	at Pittsburgh	3	51	17.0	30	0	0	0	0	0	--	0	0	2	54	27.0	33	0	0
10/16	at Oakland	INACTIVE						0	0	0	--	0	0	1	30	30.0	30	0	0
10/23	New Orleans	Packers						1	19	19.0	19	0	0	0	0	0	--	0	0
10/30	at Indianapolis	Packers						0	0	0	--	0	0	1	21	21.0	21	0	0
11/06	Jacksonville	0	0	0	--	0	0	0	0	0	--	0	0	1	26	26.0	26	0	0
11/13	at Carolina	1	21	21.0	21	0	0	0	0	0	--	0	0	0	0	0	--	0	0
11/20	Tampa Bay	2	42	21.0	22	0	0	0	0	0	--	0	0	1	21	21.0	21	0	0
11/27	at Denver	0	0	0	--	0	0	0	0	0	--	0	0	1	86	86.0	86t	0	1
12/04	at Atlanta	INACTIVE						0	0	0	--	0	0	0	0	0	--	0	0
12/08	Oakland																		
12/18	Tennessee																		
12/25	Denver																		
01/01	at San Diego																		
TOTALS		9	189	21.0	30	0	0	1	19	19.0	19	0	0	12	342	28.5	86t	0	1

KICKOFF RETURNS:		De'Anthony Thomas					
DATE	OPP.	NO.	YDS	AVG	LG	FC	TD
09/11	San Diego	INACTIVE					
09/18	at Houston	INACTIVE					
09/25	New York Jets	INACTIVE					
10/02	at Pittsburgh	INACTIVE					
10/16	at Oakland	0	0	0	--	0	0
10/23	New Orleans	0	0	0	--	0	0
10/30	at Indianapolis	0	0	0	--	0	0
11/06	Jacksonville	1	7	7.0	7	0	0
11/13	at Carolina	0	0	0	--	0	0
11/20	Tampa Bay	2	42	21.0	22	0	0
11/27	at Denver	1	41	41.0	41	0	0
12/04	at Atlanta	6	130	21.7	30	0	0
12/08	Oakland						
12/18	Tennessee						
12/25	Denver						
01/01	at San Diego						
TOTALS		10	220	22.0	41	0	0

2016 CHIEFS PLAYER PARTICIPATION																			
	9/11	9/18	9/25	10/2	10/16	10/23	10/30	11/6	11/13	11/20	11/27	12/4	12/8	12/18	12/25	1/1	REG. SEASON		PLAYOFF
	@ SD	@ HOU	@ NYJ	@ PIT	@ OAK	@ NO	@ IND	@ JAX	@ NC	@ TB	@ DEN	@ ATL	OAK	TEN	DEN	@ SD	GP/GS		GP/GS
Acker, Kenneth	*	*	*	P	*	*	P	P	P	RCB	P	X					7/1		0/0
Alexander, D.J.	P	P	P	P	P	P	P	P	P	P	P	P					12/0		0/0
Bailey, Allen	RDE	RDE	RDE	RDE	RDE	IR	IR	IR	IR	IR	IR	IR					5/5		0/0
Barnes, Deion	--	--	--	--	--	--	PS	--	--	--	--	--					0/0		0/0
Barnes, T.J.	--	--	--	--	--	PS	PS	PS	PS	PS	PS	P					1/0		0/0
Barrington, Sam	P	*	*	*	P	X	--	--	--	--	--	--					2/0		0/0
Berry, Eric	SS	SS	SS	SS	SS	SS	SS	SS	SS	SS	SS	SS					12/12		0/0
Bray, Tyler	*	*	*	*	*	*	X	*	*	*	*	*					0/0		0/0
Brooks, Zac	--	--	--	--	--	--	PS	--	--	--	--	--					0/0		0/0
Charles, Jamaal	*	*	*	P	P	P	*	IR	IR	IR	IR	IR					3/0		0/0
Cheek, Joseph	--	--	--	--	--	--	--	--	PS	PS	PS	PS					0/0		0/0
Colquitt, Dustin	P	P	P	P	P	P	P	P	P	P	P	P					12/0		0/0
Conley, Chris	WR	P	P	WR	WR	WR	WR	WR	WR	WR	WR	WR					12/10		0/0
Cook, Kenny	IR	IR	IR	IR	IR	IR	IR	IR	IR	IR	IR	IR					0/0		0/0
Davis, Knile	P	P	P	P	*	--	--	P	P	P	P	*					8/0		0/0
Devey, Jordan	PS	P	RG	*	*	*	--	PS	PS	PS	PS	PS					2/1		0/0
Duvernay-Tardif, Laurence	RG	*	X	RG	RG	RG	RG	RG	RG	RG	RG	RG					10/10		0/0
Ehinger, Parker	LG	*	*	P	LG	LG	LG	IR	IR	IR	IR	IR					5/4		0/0
Fisher, Eric	LT	LT	LT	LT	LT	LT	LT	LT	LT	LT	LT	LT					12/12		0/0
Foles, Nick	X	X	X	X	X	X	P	QB	X	X	X	X					2/1		0/0
Ford, Dee	LOLB	LOLB	LOLB	LOLB	LOLB	LOLB	LOLB	LOLB	LOLB	ROLB	*	P					11/10		0/0
Fulton, Zach	P	LG	LG	P	P	P	LG	LG	LG	LG	LG	LG					12/8		0/0
Gaines, Phillip	RCB	RCB	RCB	*	P	*	P	RCB	P	P	RCB	*					9/5		0/0
Hali, Tamba	P	P	P	P	P	P	P	P	P	P	ROLB	P					12/1		0/0
Hall, Jimmy	--	--	--	--	--	--	--	PS	PS	PS	PS	PS					0/0		0/0
Hammond Jr., Frankie	PS	PS	PS	PS	PS	PS	PS	PS	PS	PS	PS	PS					0/0		0/0
Harris, Demetrius	P	TE	TE	TE	TE	P	P	TE	P	TE	TE	P					12/7		0/0
Harris, Vernon	IR	IR	IR	IR	IR	IR	IR	IR	IR	IR	IR	IR					0/0		0/0
Hill, Tyreek	P	P	P	P	P	P	P	P	P	P	P	WR					12/1		0/0
Houston, Justin	PUP	PUP	PUP	PUP	PUP	PUP	PUP	PUP	*	LOLB	LOLB	LOLB					3/3		0/0
Howard, Jaye	LDE	P	P	LDE	LDE	LDE	LDE	P	*	*	*	IR					8/5		0/0
Jenkins, Jarvis	--	--	--	--	--	--	--	--	--	P	P	P					3/0		0/0
Johnson, Derrick	LILB	LILB	LILB	LILB	LILB	LILB	LILB	LILB	LILB	LILB	RILB	LILB					12/12		0/0
Jones, Chris	P	P	P	P	P	RDE	RDE	RDE	RDE	RDE	RDE	RDE					12/7		0/0
Jones, Seantavious	PS	PS	PS	PS	PS	PS	PS	PS	PS	PS	PS	PS					0/0		0/0
Kelce, Travis	TE	TE	TE	TE	TE	TE	TE	TE	TE	TE	TE	TE					12/12		0/0
King, David	PS	PS	PS	PS	PS	PS	PS	X	P	PS	PS	PS					1/0		0/0
Maclin, Jeremy	WR	WR	WR	WR	WR	WR	WR	WR	*	*	*	*					8/8		0/0
March-Lillard, Justin	RILB	RILB	RILB	RILB	RILB	IR	IR	IR	IR	IR	IR	IR					5/5		0/0
Mauga, Josh	IR	IR	IR	IR	IR	IR	IR	IR	IR	IR	IR	IR					0/0		0/0
Millard, Trey	IR	IR	IR	IR	IR	IR	IR	IR	IR	IR	IR	IR					0/0		0/0
Mitchell, Terrance	PS	PS	PS	PS	PS	*	P	*	PS	PS	P	P					3/0		0/0
Moore, Sio	--	--	--	--	--	*	P	--	--	--	--	--					1/0		0/0
Morse, Mitch	C	C	C	C	C	C	C	C	C	C	C	C					12/12		0/0
Moses, Dezman	--	P	P	P	--	--	--	--	--	--	--	--					3/0		0/0
Munyer, Daniel	--	--	--	--	--	--	--	--	--	--	--	--					0/0		0/0
Murray, Eric	P	P	P	P	P	P	P	P	P	P	P	P					12/0		0/0
Nelson, Steven	P	CB	CB	RCB	RCB	RCB	RCB	CB	RCB	LCB	*	RCB					11/10		0/0
Nicolas, Dadi	P	X	P	P	P	P	P	X	P	*	X	*					7/0		0/0
Nunez-Roches, Rakeem	*	--	PS	PS	PS	P	P	P	LDE	LDE	LDE	P					7/3		0/0
Okine, Earl	PS	PS	PS	PS	PS	PS	--	--	PS	--	PS	PS					0/0		0/0
O'Shaughnessy, James	P	P	P	P	P	P	P	P	P	P	P	TE					12/1		0/0
Parker, Ron	FS	FS	FS	FS	FS	FS	FS	FS	FS	FS	FS	FS					12/12		0/0
Patmon, Tyler	--	--	--	--	--	PS	PS	--	--	--	--	--					0/0		0/0
Peterson, Mike	--	--	--	--	--	--	--	*	*	*	*	*					0/0		0/0
Peters, Marcus	LCB	LCB	LCB	LCB	LCB	LCB	LCB	LCB	LCB	*	LCB	LCB					11/11		0/0
Poe, Dontari	NT	NT	NT	NT	NT	NT	NT	NT	NT	NT	NT	NT					12/12		0/0
Pughley, Jarrod	PS	PS	PS	PS	PS	PS	PS	PS	PS	--	--	--					0/0		0/0
Reaves, Darrin	PS	PS	PS	PS	PS	PS	PS	PS	PS	PS	PS	PS					0/0		0/0
Reid, Jah	X	RG	*	*	X	X	P	P	P	P	P	P					7/1		0/0
Reyes, Kendall	--	--	--	--	--	X	P	P	P	P	P	P					6/0		0/0
Richardson, Bobby	--	--	--	--	--	--	PS	PS	--	--	--	--					0/0		0/0
Robinson, Demarcus	P	P	P	P	P	P	P	P	P	P	P	P					12/0		0/0
Russell, KeiVarae	*	--	--	--	--	--	--	--	--	--	--	--					0/0		0/0
Sankey, Bishop	--	--	--	--	--	--	--	*	*	*	*	--					0/0		0/0
Santos, Cairo	P	P	P	P	P	P	P	P	P	P	P	P					12/0		0/0
Schwartz, Mitchell	RT	RT	RT	RT	RT	RT	RT	RT	RT	RT	RT	RT					12/12		0/0
Sherman, Anthony	P	P	P	P	P	FB	P	P	P	P	P	P					12/1		0/0
Smith, Alex	QB	QB	QB	QB	QB	QB	QB	*	QB	QB	QB	QB					11/11		0/0
Smith, Terrance	PS	PS	PS	PS	PS	PS	PS	P	P	P	P	P					5/0		0/0
Sorensen, Daniel	P	P	P	P	P	P	P	P	P	P	P	S					12/1		0/0
Stave, Joel	--	--	--	--	--	--	--	--	PS	PS	PS	PS					0/0		0/0
Sterup, Zach	--	--	--	--	--	--	--	PS	--	--	--	--					0/0		0/0
Thomas, De'Anthony	*	*	*	*	P	P	P	P	P	P	P	P					8/0		0/0
Travis, Ross	P	TE	TE	P	*	*	*	*	TE	P	*	*					6/3		0/0
Ware, Spencer	RB	RB	RB	RB	RB	RB	RB	*	RB	RB	RB	RB					11/11		0/0
West, Charcandrick	P	P	P	*	P	P	P	RB	P	P	P	P					11/1		0/0
White, D.J.	P	P	P	P	P	P	*	*	*	P	P	P					9/0		0/0
Williams, Nick	P	P	P	P	P	--	--	--	--	--	--	--					5/0		0/0
Wilson, Albert	WR	P	P	P	P	P	WR	P	WR	WR	P	WR					12/5		0/0
Wilson, Ramik	PS	PS	PS	PS	PS	RILB	RILB	RILB	RILB	LILB	RILB	RILB					7/7		0/0
Winchester, James	P	P	P	P	P	P	P	P	P	P	P	P					12/0		0/0
Witzmann, Bryan	*	P	P	X	*	*	*	P	P	P	P	P					7/0		0/0
Zombo, Frank	ROLB	ROLB	ROLB	ROLB	ROLB	ROLB	ROLB	ROLB	ROLB	P	P	ROLB					12/10		0/0
Key:	Starters indicated by position										UNS - Unsigned					S - SUS - Team Suspension			
	P - Played										IR - Reserve/Injured					P - NFL - League Suspension			
	I - Injured/Did Not Play										PS - Practice Squad					I - NFI - Reserve/Non-Football Injury			
	* - On Inactive List										-- Not On Roster					* - PSI - Practice Squad Injured			
	X - Did Not Play (Non-Injury)										PUP - Reserve/Physically-Unable-To-P					X - # - Roster Exemption			

2016 KANSAS CITY CHIEFS GAME-BY-GAME STARTERS

OFFENSE

[illegible]

DEFENSE

[illegible]

2016 KANSAS CITY CHIEFS CAPTAINS			
Date	Opponent		
9/11	SAN DIEGO	Eric Berry Dustin Colquitt	Alex Smith [REDACTED]
9/18	@ Houston	Knile Davis Derrick Johnson	Jeremy Maclin [REDACTED]
9/25	NEW YORK JETS	Dontari Poe Anthony Sherman	Spencer Ware [REDACTED]
10/2	@ Pittsburgh	Eric Fisher Tamba Hali	Demetrius Harris [REDACTED]
10/16	@ Oakland	D.J. Alexander Marcus Peters	Mitchell Schwartz [REDACTED]
10/23	NEW ORLEANS	Jamaal Charles Ron Parker	Daniel Sorensen [REDACTED]
10/30	@ Indianapolis	Dee Ford Travis Kelce	Cairo Santos [REDACTED]
11/6	JACKSONVILLE	Laurent Duvernay-Tardif Ramik Wilson	Steven Nelson [REDACTED]
11/13	@ Carolina	Zach Fulton Phillip Gaines	Frank Zombo [REDACTED]
11/20	TAMPA BAY	Justin Houston Mitch Morse	De'Anthony Thomas [REDACTED]
11/27	@ Denver	Eric Berry Dustin Colquitt	Alex Smith [REDACTED]
12/4	@ Atlanta	Chris Conley Albert Wilson	Ramik Wilson [REDACTED]
12/8	OAKLAND		
12/18	TENNESSEE		
12/25	DENVER		
1/1	@ San Diego		

Game-By-Game Inactives

2016 Regular Season INACTIVES			
DATE	OPPONENT	PLAYERS	
09/11	San Diego	Kenneth Acker Tyler Bray Jamaal Charles Rakeem Nunez-Roches	KeiVarae Russell De'Anthony Thomas Bryan Witzmann
09/18	at Houston	Kenneth Acker Sam Barrington Tyler Bray Jamaal Charles	Laurent Duvernay-Tardif Parker Ehinger De'Anthony Thomas
09/25	New York Jets	Kenneth Acker Sam Barrington Tyler Bray Jamaal Charles	Parker Ehinger Jah Reid De'Anthony Thomas
10/02	at Pittsburgh	Sam Barrington Tyler Bray Jordan Devey Phillip Gaines	Jah Reid De'Anthony Thomas Charcandrick West
10/16	at Oakland	Kenneth Acker Tyler Bray Knile Davis Jordan Devey	Sio Moore Ross Travis Bryan Witzmann
10/23	New Orleans	Tyler Bray Jordan Devey Phillip Gaines Terrance Mitchell	Sio Moore Ross Travis Bryan Witzmann
10/30	at Indianapolis	Sam Barrington Tyler Bray Jamaal Charles Jordan Devey	Ross Travis D.J. White Bryan Witzmann
11/06	Jacksonville	Terrance Mitchell Mike Person Bishop Sankey Alex Smith	Ross Travis Spencer Ware D.J. White
11/13	at Carolina	Tyler Bray Justin Houston Jaye Howard Jeremy Maclin	Mike Person Bishop Sankey D.J. White
11/20	Tampa Bay	Tyler Bray Jaye Howard Jeremy Maclin Dadi Nicolas	Mike Person Marcus Peters Bishop Sankey
11/27	at Denver	Tyler Bray Dee Ford Jaye Howard Jeremy Maclin	Steven Nelson Mike Person Ross Travis
12/04	at Atlanta	Tyler Bray Knile Davis Phillip Gaines Jeremy Maclin	Dadi Nicolas Mike Person Ross Travis
12/08	Oakland	--	--
12/18	Tennessee	--	--
12/25	Denver	--	--
01/01	at San Diego	--	--

2016 TURNOVER CHART					
DEFENSIVE TAKEAWAYS					
Date	Opponent	Takeaway	Qtr.	Yd-Line	Result
9/11	SAN DIEGO	None			
9/18	@Houston	M. Peters INT (B. Osweiler)	1	KC-0	Fumble
		M. Peters INT (B. Osweiler)	3	KC-21	FG
9/25	NEW YORK JETS	M. Peters INT (R. Fitzpatrick)	1	NYJ-35	TD
		P. Gaines FF; E. Murray FR	2	KC-48	FG
		E. Berry INT (R. Fitzpatrick)	3	KC-(-8)	Downs
		M. Peters INT (R. Fitzpatrick)	4	KC-(-4)	Punt
		D. Sorensen INT (R. Fitzpatrick)	4	KC-22	Punt
		D. Johnson INT (R. Fitzpatrick)	4	KC-45	TD
		D. White INT (R. Fitzpatrick)	4	KC- (-2)	End of Game
10/2	@ Pittsburgh	None			
10/16	@ Oakland	M. Peters INT (D. Carr)	1	KC-43	TD
		T. Hali FR	4	KC-12	Punt
10/23	NEW ORLEANS	D. Sorensen INT (D. Brees)	1	NO-48	TD
		R. Parker FF; M. Peters FR	4	KC-9	Punt
10/30	@ Indianapolis	R. Wilson FR	1	IND-23	Missed FG
		P. Gaines INT (A. Luck)	2	IND-36	TD
11/6	JACKSONVILLE	R. Wilson INT (B. Bortles)	2	JAX-32	FG
		P. Gaines FF; S. Nelson FR	3	JAX 38	FG
		J. Howard FF; M. Peters FR	4	KC- (-2)	Punt
11/13	@ Carolina	E. Berry INT (C. Newton)	4	CAR-42	TD
		M. Peters FF; M. Peters FR	4	CAR-34	FG
11/20	TAMPA BAY	S. Nelson FR	1	KC-21	Punt
11/27	@ Denver	None			
12/4	@ Atlanta	E. Berry INT (M. Ryan)	2	ATL-37	TD
12/18	TENNESSEE				
12/25	DENVER				
1/1	@ San Diego				

OFFENSIVE GIVEAWAYS					
Date	Opponent	Giveaway	Qtr.	Yd-Line	Result
9/11	SAN DIEGO	A. Smith INT (J. Verrett)	4	KC-44	Missed FG
9/18	@ Houston	A. Smith fumble (J. Watt FR)	1	KC-38	TD
		S. Ware fumble (Q. Demps FF; K. Johnson FR)	2	HOU-33	FG
		A. Smith fumble (J. Simon FF; W. Mercilus FR)	2	KC-44	Missed FG
9/25	NEW YORK JETS	S. Ware fumble (M. Gilchrist FF; Touchback)	3	KC-1	INT
10/2	@ Pittsburgh	A. Smith INT (J. Jones)	1	KC-24	TD
		S. Ware fumble (R. Cockrell FR)	1	KC-32	TD
10/16	@ Oakland	None			
10/23	NEW ORLEANS	None			
10/30	@ Indianapolis	None			
11/6	JACKSONVILLE	None			
11/13	@ Carolina	A. Smith INT (T. Boston)	1	CAR-7	Punt
11/20	TAMPA BAY	A. Smith INT (C. Conte)	4	TB-(-5)	TD
		L. David FF; G. McCoy FR	4	KC-27	End of Game
11/27	@ Denver	None			
12/4	@ Atlanta	V.Beasley FF; G.Jarrett FR	1	ATL-43	FG
12/8	OAKLAND				
12/18	TENNESSEE				
12/25	DENVER				
1/1	@ San Diego				

SPECIAL TEAMS/MISC. TAKEAWAYS					
Date	Opponent	Takeaway	Qtr.	Yd-Line	Result
9/25	NEW YORK JETS	D. Harris FR	2	NYJ-27	TD
11/6	JACKSONVILLE	D. Alexander FF; J. O'Shaughnessy FR	1	JAX-23	TD
11/27	@ Denver	J. Winchester FR	4	KC-41	Punt

SPECIAL TEAMS/MISC. GIVEAWAYS					
Date	Opponent	Giveaway	Qtr.	Yd-Line	Result

2016 TURNOVERS			Ratio
Offense:	11 Giveaways 35 Points (4 TDs, 2 FG)		+14 (25 takes, 11 gives)
Defense:	22 Takeaways 65 Points (7 TDs, 5 FGs)		
Special Teams:	0 Giveaways 0 Points (0 TD, 0 FG)	Points Off Turnovers Ratio	+44 (79 scored, 35 allowed)
	3 Takeaway 14 Points (2 TD, 0 FG)		

2016 TAKEAWAY/GIVEAWAY CHART							
Date	Opponent	KC +/- Ratio	KC Takes	Points Off Takes	KC Gives	Points Off Gives	Points Off TO Ratio
9/11	SAN DIEGO	-1	0 (0 FUM, 0 INT)	0	1 (0 FUM, 1 INT)	0	0
9/18	@ Houston	-1	2 (0 FUM, 2 INT)	3	3 (3 FUM, 0 INT)	10	-7
9/25	NEW YORK JETS	+7	8 (2 FUM, 6 INT)	24	1 (1 FUM, 0 INT)	0	+24
10/2	@ Pittsburgh	-2	0 (0 FUM, 0 INT)	0	2 (1 FUM, 1 INT)	15	-15
10/16	@ Oakland	+2	2 (1 FUM, 1 INT)	7	0 (0 FUM, 0 INT)	0	+7
10/23	NEW ORLEANS	+2	2 (1 FUM, 1 INT)	7	0 (0 FUM, 0 INT)	0	+7
10/30	Indianapolis	+2	2 (1 FUM, 1 INT)	7	0 (0 FUM, 0 INT)	0	+7
11/6	JACKSONVILLE	+4	4 (3 FUM, 1 INT)	13	0 (0 FUM, 0 INT)	0	+13
11/13	Carolina	+1	2 (1 FUM, 1 INT)	11	1 (0 FUM, 1 INT)	0	+11
11/20	TAMPA BAY	-1	1 (1 FUM, 0 INT)	0	1 (1 FUM, 1 INT)	7	-7
11/27	@ Denver	+1	1 (1 FUM, 0 INT)	0	0 (0 FUM, 0 INT)	0	0
12/27	@ Atlanta	0	1 (0 FUM, 1 INT)	7	1 (1 FUM, 0 INT)	3	+4
	TOTALS	+14	25 (11 FUM, 14 INT)	79	11 (7 FUM, 4 INT)	35	+ 44

Inside the 20

INSIDE THE 20			
DATE	OPPONENT	OFFENSE	DEFENSE
09/11	San Diego	TD - Pass TD - Pass FG - 33 yards TD - Run TD - Run	TD - Run TD - Run TD - Pass FG - 29 yards FG - 28 yards
09/18	at Houston	FG - 35 yards FG - 30 yards	Interception FG - 32 yards FG - 24 yards FG - 31 yards
09/25	New York Jets	TD - Pass FG - 27 yards Fumble	FG - 28 yards Interception Interception Interception
10/02	at Pittsburgh	Downs TD - Pass TD - Pass	TD - Pass TD - Pass TD - Run
10/16	at Oakland	TD - Run TD - Run Missed FG TD - Run FG - 22 yards End of Game	TD - Pass
10/23	New Orleans	NONE	TD - Pass TD - Pass Fumble TD - Pass
10/30	at Indianapolis	FG - 33 yards Missed FG TD - Pass TD - Pass FG - 22 yards	TD - Pass TD - Pass
11/06	Jacksonville	FG - 26 yards FG - 24 yards FG - 36 yards	TD - Pass Fumble TD - Pass
11/13	at Carolina	FG - 36 yards FG - 33 yards FG - 37 yards	TD - Run
11/20	Tampa Bay	FG - 22 yards TD - Run Interception TD - Pass	Fumble FG - 31 yards FG - 22 yards FG - 36 yards TD - Pass
11/27	at Denver	TD - Run TD - Pass FG - 37 yards FG - 34 yards	FG - 33 yards TD - Pass FG - 44 yards
12/04	at Atlanta	TD - Run TD - Pass	TD - Run FG - 22 yards FG - 22 yards Downs TD - Run TD - Pass
12/08	Oakland	--	--
12/18	Tennessee	--	--
12/25	Denver	--	--
01/01	at San Diego	--	--

INSIDE THE 20		
	OFFENSE	DEFENSE
Inside the 20	40	41
Scores	34	33
Touchdowns	18	20
Field Goals	16	13
Total Points in 20	172	177
Fumbles	1	3
Interceptions	1	4
Missed Field Goals	2	0
Lost on Downs	1	1
End of Half/Game	1	0
TDs Outside	6	7

Goal to Go Situations

GOAL TO GO SITUATIONS			
DATE	OPPONENT	OFFENSE	DEFENSE
09/11	San Diego	TD - Run TD - Run	TD - Run TD - Pass
09/18	at Houston	NONE	Interception
09/25	New York Jets	Field Goal - 27 yards Fumble	Interception Interception
10/02	at Pittsburgh	Lost on Downs TD - Pass	TD - Pass TD - Run
10/16	at Oakland	TD - Run TD - Run TD - Run Field Goal - 22 yards End of Game	TD - Pass
10/23	New Orleans	NONE	TD - Pass TD - Pass TD - Pass
10/30	at Indianapolis	Field Goal Missed - 28 yards Field Goal - 22 yards	TD - Pass
11/06	Jacksonville	NONE	TD - Pass Fumble
11/13	at Carolina	NONE	TD - Run
11/20	Tampa Bay	Field Goal - 22 yards Interception TD - Pass	Field Goal - 22 yards
11/27	at Denver	TD - Pass	TD - Pass
12/04	at Atlanta	TD - Run	TD - Run Field Goal - 22 yards TD - Run TD - Pass
12/08	Oakland	--	--
12/18	Tennessee	--	--
12/25	Denver	--	--
01/01	at San Diego	--	--

	OFFENSE	DEFENSE
Goal-To-Go Situations	18	21
Scores	13	17
Touchdowns	9	15
Field Goals	4	2
Total Points	73	109
Fumbles	1	1
Interceptions	1	3
Missed Field Goals	1	0
Lost on Downs	1	0
End of Half/Game	1	0

Big Run Plays (10+ Yards)

BIG RUN PLAYS (10+ YARDS)					
DATE	OPPONENT	CHIEFS PLAYER	YDS.	OPP. PLAYER	YDS.
09/11	San Diego	Spencer Ware	11	Melvin Gordon	17
		Spencer Ware	10	Danny Woodhead	12
		Spencer Ware	14	Danny Woodhead	21
		Spencer Ware	13	Philip Rivers	10
09/18	at Houston	Spencer Ware	25	NONE	
		Charcandrick West	28		
		Charcandrick West	21		
09/25	New York Jets	Spencer Ware	17	Ryan Fitzpatrick	12
		Spencer Ware	13	Matt Forte	10
		Spencer Ware	16	Matt Forte	15
		Spencer Ware	11	Bilal Powell	13
10/02	at Pittsburgh	Spencer Ware	46	Bilal Powell	12
				Le'Veon Bell	14
				Le'Veon Bell	18
				Le'Veon Bell	12
10/16	at Oakland	Spencer Ware	10	NONE	
		Jamaal Charles	17		
		Spencer Ware	45		
10/23	New Orleans	Spencer Ware	11	Tim Hightower	12
		Spencer Ware	12	Tim Hightower	13
		Tyreek Hill	18		
		Spencer Ware	11		
10/30	at Indianapolis	Charcandrick West	18	Frank Gore	11
				Andrew Luck	10
				Andrew Luck	13
				Andrew Luck	17
11/06	Jacksonville	Tyreek Hill	16	Chris Ivory	11
		Charcandrick West	14	Chris Ivory	13
				Chris Ivory	42
				Blake Bortles	12
				Marqise Lee	11
				T.J. Yeldon	16
				Chris Ivory	12
11/13	at Carolina	Spencer Ware	12	Blake Bortles	26
		Tyreek Hill	12	Cam Newton	28
		Spencer Ware	11	Jonathan Stewart	10
11/20	Tampa Bay	Spencer Ware	15	Doug Martin	12
		Alex Smith	11	Jameis Winston	12
11/27	at Denver	NONE		Devontae Booker	10
				Devontae Booker	13
				Trevor Siemian	14
12/04	at Atlanta	Tyreek Hill	13	Matt Ryan	10
		De'Anthony Thomas	23	Devonta Freeman	14
		Albert Wilson	55	Devonta Freeman	13
				Matt Ryan	12
12/08	Oakland	--	--	--	--
12/18	Tennessee	--	--	--	--
12/25	Denver	--	--	--	--
01/01	at San Diego	--	--	--	--
TOTALS		31 - 560 (18.1), 2 TDS		38 - 577 (15.2), 0 TDS	

Big Pass Plays (20+ Yards)

BIG PASS PLAYS (20+ YARDS)					
DATE	OPPONENT	CHIEFS PLAYER	YDS.	OPP. PLAYER	YDS.
09/11	San Diego	Alex Smith -> Spencer Ware Alex Smith -> Travis Kelce Alex Smith -> Spencer Ware Alex Smith -> Jeremy Maclin Alex Smith -> Spencer Ware	28 20 45 22 20	Philip Rivers -> Tyrell Williams Philip Rivers -> Tyrell Williams Philip Rivers -> Hunter Henry	33 38 20
09/18	at Houston	Alex Smith -> Spencer Ware	34	Brock Osweiler -> Will Fuller Brock Osweiler -> DeAndre Hopkins Brock Osweiler -> Will Fuller Brock Osweiler -> DeAndre Hopkins	53 27 20 35
09/25	New York Jets	Alex Smith -> Chris Conley Alex Smith -> Travis Kelce	20 42	Ryan Fitzpatrick -> Robby Anderson Ryan Fitzpatrick -> Eric Decker	26 31
10/02	at Pittsburgh	Alex Smith -> Jeremy Maclin	20	Ben Roethlisberger -> Sammie Coates Ben Roethlisberger -> Darrius Heyward-Bey Ben Roethlisberger -> Antonio Brown Ben Roethlisberger -> David Johnson Ben Roethlisberger -> Markus Wheaton	47 31 38 26 30
10/16	at Oakland	Alex Smith -> Travis Kelce Alex Smith -> Albert Wilson Alex Smith -> Jeremy Maclin Alex Smith -> Spencer Ware	21 26 38 30	Derek Carr -> Amari Cooper Derek Carr -> Clive Walford	24 20
10/23	New Orleans	Alex Smith -> Spencer Ware Alex Smith -> Tyreek Hill	46 38	Drew Brees -> Coby Fleener Drew Brees -> Michael Thomas Drew Brees -> Michael Thomas Drew Brees -> Michael Thomas	30 23 21 21
10/30	at Indianapolis	Nick Foles -> Tyreek Hill Alex Smith -> Travis Kelce Alex Smith -> Spencer Ware Nick Foles -> Tyreek Hill Nick Foles -> Chris Conley Nick Foles -> Jeremy Maclin	49 21 23 34 33 28	Andrew Luck -> Jack Doyle Andrew Luck -> T.Y. Hilton	20 20
11/06	Jacksonville	Nick Foles -> Travis Kelce Nick Foles -> Albert Wilson Nick Foles -> Charcandrick West	23 23 24	Blake Bortles -> Allen Robinson Blake Bortles -> Marqise Lee	20 51
11/13	at Carolina	Alex Smith -> Tyreek Hill	27	Cam Newton -> Ed Dickson Cam Newton -> Devin Funchess	26 38
11/20	Tampa Bay	Alex Smith -> Tyreek Hill Alex Smith -> Travis Kelce Alex Smith -> Travis Kelce	42 21 44	Jameis Winston -> Mike Evans Jameis Winston -> Doug Martin Jameis Winston -> Mike Evans	23 27 31
11/27	at Denver	Alex Smith -> Travis Kelce	21	Trevor Siemian -> Emmanuel Sanders Trevor Siemian -> Demaryius Thomas Trevor Siemian -> Emmanuel Sanders Trevor Siemian -> Emmanuel Sanders Trevor Siemian -> Bennie Fowler Trevor Siemian -> Devontae Booker	20 24 64 35 76 22
12/04	at Atlanta	Alex Smith -> Travis Kelce Alex Smith -> Travis Kelce Alex Smith -> Albert Wilson Alex Smith -> Travis Kelce Alex Smith -> Tyreek Hill	21 35 21 27 25	Matt Ryan -> Julio Jones Matt Ryan -> Julio Jones Matt Ryan -> Julio Jones Matt Ryan -> Levine Toilolo	20 21 20 42
12/08	Oakland	--	--	--	--
12/18	Tennessee	--	--	--	--
12/25	Denver	--	--	--	--
01/01	at San Diego	--	--	--	--
TOTALS		34 - 992 (29.2), 4 TDS		39 - 1194 (30.6), 7 TDS	

Advances Chart

2016 Regular Season CHIEFS ADVANCES					
DATE	OPPONENT	RUSHES	COMPLETIONS	ADVANCES	OUTCOME
09/11	San Diego	19	34	53	W 33-27 OT
09/18	at Houston	19	20	39	L 19-12
09/25	New York Jets	27	25	52	W 24-3
10/02	at Pittsburgh	18	30	48	L 43-14
10/16	at Oakland	40	19	59	W 26-10
10/23	New Orleans	28	17	45	W 27-21
10/30	at Indianapolis	27	25	52	W 30-14
11/06	Jacksonville	22	20	42	W 19-14
11/13	at Carolina	20	25	45	W 20-17
11/20	Tampa Bay	21	24	45	L 19-17
11/27	at Denver	26	26	52	W 30-27 OT
12/04	at Atlanta	22	21	43	W 29-28
12/08	Oakland	--	--	--	--
12/18	Tennessee	--	--	--	--
12/25	Denver	--	--	--	--
01/01	at San Diego	--	--	--	--
TOTALS		289	286	575	

2016 Regular Season OPPONENT ADVANCES					
DATE	OPPONENT	RUSHES	COMPLETIONS	ADVANCES	OUTCOME
09/11	San Diego	32	25	57	W 33-27 OT
09/18	at Houston	34	19	53	L 19-12
09/25	New York Jets	22	20	42	W 24-3
10/02	at Pittsburgh	26	22	48	L 43-14
10/16	at Oakland	17	22	39	W 26-10
10/23	New Orleans	22	37	59	W 27-21
10/30	at Indianapolis	21	19	40	W 30-14
11/06	Jacksonville	32	22	54	W 19-14
11/13	at Carolina	29	23	52	W 20-17
11/20	Tampa Bay	34	24	58	L 19-17
11/27	at Denver	38	20	58	W 30-27 OT
12/04	at Atlanta	30	22	52	W 29-28
12/08	Oakland	--	--	--	--
12/18	Tennessee	--	--	--	--
12/25	Denver	--	--	--	--
01/01	at San Diego	--	--	--	--
TOTALS		337	275	612	

Chiefs Record When:	
Having 45 or more advances	7 - 2
Having 50 or more advances	5 - 0
Having less than 45 advances	2 - 1
Having less than 50 advances	4 - 3
	-
Allowing 45 or more advances	6 - 3
Allowing 50 or more advances	6 - 2
Allowing less than 45 advances	3 - 0
Allowing less than 50 advances	3 - 1

NOTE: Advances equal to all rushing attempts plus completions.

Scoring Drives

2016 Regular Season SCORING DRIVES								
DATE	OPPONENT	ACQUIRED	DRIVE START	PLAYS	YARDS	TIME	FIRST DOWNS	SCORING PLAY
09/11	San Diego	Kickoff	KC 25	7	46	3:09	2	C. Santos: 47-yard FG
		Kickoff	KC 25	7	75	3:15	3	T. Hill: 9-yard pass from A. Smith
		Missed FG	KC 44	7	56	2:02	4	J. Maclin: 19-yard pass from A. Smith
		Punt	KC 23	12	62	3:40	3	C. Santos: 33-yard FG
		Punt	SD 42	4	42	0:46	4	S. Ware: 5-yard run
		Kickoff	KC 30	10	70	5:07	5	A. Smith: 2-yard run
09/18	at Houston	Punt	HOU 34	4	-2	1:17	0	C. Santos: 54-yard FG
		Interception	KC 49	5	26	2:50	1	C. Santos: 43-yard FG
		Kickoff	KC 31	8	52	2:00	2	C. Santos: 35-yard FG
		Kickoff	KC 12	10	76	2:07	5	C. Santos: 30-yard FG
09/25	New York Jets	Interception	NYJ 35	4	35	2:11	3	T. Kelce: 12-yard pass from A. Smith
		Fumble	KC 47	14	44	6:59	4	C. Santos: 27-yard FG
10/02	at Pittsburgh	Punt	PIT 47	7	47	2:17	3	T. Hill: 9-yard pass from A. Smith
		Punt	KC 38	7	62	3:41	3	T. Kelce: 3-yard pass from A. Smith
10/16	at Oakland	Interception	KC 43	10	57	5:27	5	S. Ware: 2-yard run
		Missed FG	KC 42	6	58	3:18	3	J. Charles: 4-yard run
		Kickoff	KC 25	7	75	3:23	4	D. Poe: 1-yard run
		Punt	OAK 36	5	32	2:47	1	C. Santos: 22-yard FG
		Punt	KC 22	11	52	5:32	3	C. Santos: 44-yard FG
10/23	New Orleans	Kickoff	KC 25	5	75	2:00	3	S. Ware: 46-yard pass from A. Smith
		Punt	KC 15	8	85	4:58	6	T. Hill: 38-yard pass from A. Smith
		Kickoff	KC 37	7	42	3:36	2	C. Santos: 39-yard FG
		Kickoff	NO 46	6	23	2:05	1	C. Santos: 41-yard FG
10/30	at Indianapolis	Kickoff	KC 25	12	60	4:40	3	C. Santos: 33-yard FG
		Punt	KC 20	6	80	3:28	3	T. Kelce: 14-yard pass from N. Foles
		Interception	IND 36	3	36	0:19	2	J. Maclin: 13-yard pass from A. Smith
		Punt	KC 25	10	75	5:27	4	T. Hill: 34-yard pass from N. Foles
		Punt		10	46	5:05	3	C. Santos: 22-yard FG
		Punt	KC 30	8	44	3:34	2	C. Santos: 44-yard FG
11/06	Jacksonville	Fumble	JAX 23	2	23	0:14	1	A. Wilson: 23-yard pass from N. Foles
		Interception	JAX 13	4	5	2:06	0	C. Santos: 26-yard FG
		Fumble	JAX 38	4	5	1:32	0	C. Santos: 51-yard FG
		Punt	JAX 30	6	25	2:29	1	C. Santos: 24-yard FG
		Missed FG	KC 44	9	38	5:09	2	C. Santos: 36-yard FG
11/13	at Carolina	Kickoff	KC 25	12	46	1:42	4	C. Santos: 47-yard FG
		Punt	KC 20	11	62	3:19	4	C. Santos: 36-yard FG
		Punt	CAR 49	7	35	3:09	2	C. Santos: 33-yard FG
		Fumble	CAR 29	3	11	0:20	1	C. Santos: 37-yard FG
11/20	Tampa Bay	Kickoff	KC 22	14	74	7:53	5	C. Santos: 22-yard FG
		Kickoff	KC 20	6	80	3:06	3	A. Smith: 11-yard run
		Kickoff	KC 22	12	78	3:59	7	A. Wilson: 3-yard pass from A. Smith
11/27	at Denver	Kickoff		0	0	0:12	0	T. Hill: 86-yard run
		Kickoff	KC 25	12	75	7:07	5	T. Hill: 3-yard run
		Kickoff	KC 25	13	75	2:48	8	T. Hill: 3-yard pass from A. Smith
		Kickoff	KC 35	10	46	4:32	3	C. Santos: 37-yard FG
		Missed FG	DEN 48	4	32	1:01	2	C. Santos: 34-yard FG
12/04	at Atlanta	Kickoff	KC 28	4	72	2:02	4	S. Ware: 3-yard run
		Kickoff	KC 8	11	92	6:20	5	S. Ware: 3-yard pass from A. Smith
		Kickoff	KC 36	4	64	2:08	1	A. Wilson: 55-yard run
12/08	Oakland	--	--	--	--	--	--	--
12/18	Tennessee	--	--	--	--	--	--	--
12/25	Denver	--	--	--	--	--	--	--
01/01	at San Diego	--	--	--	--	--	--	--
	AVG			7.5	50.4	3:13	3.0	
	TOTALS			368	2,469	158:08	145	

Opponents Scoring Drives

2016 Regular Season SCORING DRIVES								
DATE	OPPONENT	ACQUIRED	DRIVE START	PLAYS	YARDS	TIME	FIRST DOWNS	SCORING PLAY
09/11	San Diego	Kickoff	SD 25	6	75	3:24	5	M. Gordon: 1-yard run
		Punt	SD 20	13	80	6:51	6	M. Gordon: 6-yard run
		Punt	KC 38	6	38	3:32	3	D. Woodhead: 4-yard pass from P. Rivers
		Punt	KC 45	9	34	4:00	3	J. Lambo: 29-yard FG
		Kickoff	SD 25	9	65	4:23	3	J. Lambo: 28-yard FG
09/18	at Houston	Fumble	KC 27	1	27	0:07	1	D. Hopkins: 27-yard pass from B. Osweiler
		Punt	HOU 17	14	69	6:43	4	N. Novak: 32-yard FG
		Fumble	KC 14	4	8	0:19	0	N. Novak: 24-yard FG
		Kickoff	HOU 40	11	47	5:22	3	N. Novak: 31-yard FG
		Kickoff	HOU 25	11	49	4:38	3	N. Novak: 43-yard FG
09/25	New York Jets	Kickoff	NYJ 44	9	46	3:56	2	N. Folk: 28-yard FG
10/02	at Pittsburgh	Fumble	KC 32	3	32	1:23	1	D. Heyward-Bey: 31-yard pass from B. Roethlisberger
		Interception	KC 4	1	4	0:04	1	A. Brown: 4-yard pass from B. Roethlisberger
		Punt	KC 40	2	40	0:47	1	A. Brown: 38-yard pass from B. Roethlisberger
		Punt	PIT 20	10	80	3:44	5	J. James: 9-yard pass from B. Roethlisberger
		Kickoff	PIT 25	6	75	3:41	3	M. Wheaton: 30-yard pass from B. Roethlisberger
		Kickoff	PIT 25	8	75	3:49	3	D. Williams: 2-yard run
10/16	at Oakland	Kickoff	KC 46	7	46	3:02	4	A. Holmes: 3-yard pass from D. Carr
		Missed FG	OAK 28	5	44	0:25	2	S. Janikowski: 46-yard FG
10/23	New Orleans	Punt	NO 20	10	80	4:40	6	B. Cooks: 9-yard pass from D. Brees
		Kickoff	NO 25	14	75	8:03	6	M. Ingram: 3-yard pass from D. Brees
		Punt	NO 20	10	80	2:27	5	B. Coleman: 10-yard pass from D. Brees
10/30	at Indianapolis	Kickoff	IND 37	6	63	2:51	4	F. Gore: 18-yard pass from A. Luck
		Kickoff	IND 25	10	75	5:29	6	D. Moncrief: 3-yard pass from A. Luck
11/06	Jacksonville	Punt	JAX 12	11	88	3:19	7	A. Robinson: 1-yard pass from B. Bortles
		Punt	JAX 39	9	61	2:24	5	T. Yeldon: 13-yard pass from B. Bortles
11/13	at Carolina	Kickoff	CAR 22	9	54	4:11	2	G. Gano: 42-yard FG
		Punt	CAR 20	11	80	5:44	7	C. Newton: 4-yard run
		Punt	CAR 13	7	87	3:36	4	D. Funchess: 38-yard pass from C. Newton
11/20	Tampa Bay	Punt	TB 26	9	62	4:28	3	R. Aguayo: 31-yard FG
		Punt	TB 34	10	63	4:20	3	R. Aguayo: 22-yard FG
		Kickoff	TB 25	9	47	1:06	4	R. Aguayo: 41-yard FG
		Kickoff	TB 26	12	56	5:00	5	R. Aguayo: 36-yard FG
		Interception	TB 48	9	52	5:42	3	A. Cross: 3-yard pass from J. Winston
11/27	at Denver	Punt	DEN 5	3	-5	0:48	1	B. McManus: 33-yard FG
		Kickoff	DEN 25	10	60	4:17	4	J. Taylor: 6-yard pass from T. Siemian
		Punt	DEN 37	12	63	5:20	4	E. Sanders: 35-yard pass from T. Siemian
		Punt	DEN 12	4	88	1:37	2	B. Fowler: 76-yard pass from T. Siemian
		Punt	DEN 4	6	96	2:37	2	B. McManus: 44-yard FG
		Kickoff	DEN 25	11	49	6:09	3	
12/04	at Atlanta	Kickoff	ATL 19	10	81	4:58	7	D. Freeman: 1-yard run
		Kickoff	ATL 25	5	71	2:49	3	M. Bryant: 22-yard FG
		Fumble	ATL 43	11	53	4:26	5	M. Bryant: 22-yard FG
		Kickoff	ATL 25	5	33	0:37	2	M. Bryant: 59-yard FG
		Punt	ATL 20	11	80	6:12	7	D. Freeman: 1-yard run
		Punt	ATL 20	10	80	4:53	4	A. Robinson: 5-yard pass from M. Ryan
12/08	Oakland	--	--	--	--	--	--	--
12/18	Tennessee	--	--	--	--	--	--	--
12/25	Denver	--	--	--	--	--	--	--
01/01	at San Diego	--	--	--	--	--	--	--
	AVG			8.2	58.8	3:39	3.6	
	TOTALS			379	2,706	168:13	167	

The Last Time

KICKOFF RETURNED FOR A TOUCHDOWN

KC	11/27/2016	@ Denver	Tyreek Hill	86 yards	9-R.Dixon kicks 66 yards from DEN 20 to KC 14. 10-T.Hill for 86 yards, TOUCHDOWN.
Opp.	11/7/2010	@ Oakland	Jacoby Ford	94 yards	6-R.Succop kicks 64 yards from KC 30 to OAK 6. 12-J.Ford for 94 yards, TOUCHDOWN. PENALTY on OAK-54-S.Williams, Unsportsmanlike Conduct, 15 yards, enforced between downs.

PUNT RETURNED FOR A TOUCHDOWN

KC	12/14/2014	vs Oakland	De'Anthony Thomas	81 yards	(2:55) 7-M.King punts 57 yards to KC 19, Center-59-J.Condo. 13-D.Thomas for 81 yards, TOUCHDOWN.
Opp.	12/9/2012	@ Cleveland	Travis Benjamin	93 yards	(15:00) (Punt formation) 2-D.Colquitt punts 41 yards to CLV 7, Center-43-T.Gafford. 80-T.Benjamin for 93 yards, TOUCHDOWN. Longest Punt Return in Cleveland Franchise History

INTERCEPTED PASS RETURNED FOR A TOUCHDOWN

KC	12/4/2016	@ Atlanta	Eric Berry	37 yards	(:48) (Shotgun) 2-M.Ryan pass short right intended for 18-T.Gabriel INTERCEPTED by 29-E.Berry at ATL 37. 29-E.Berry for 37 yards, TOUCHDOWN.
Opp.	1/3/2016	vs Oakland	David Amerson	24 yards	(3:34) 11-A.Smith pass short right intended for 12-A.Wilson INTERCEPTED by 29-D.Amerson at KC 24. 29-D.Amerson for 24 yards, TOUCHDOWN. PENALTY on OAK-29-D.Amerson, Taunting, 15 yards, enforced between downs.

FUMBLE RETURNED FOR A TOUCHDOWN

KC	9/25/2016	vs New York Jets	Demetrius Harris	27 yards	5-C.Santos kicks 61 yards from KC 35 to NYJ 4. 89-J.Marshall to NYJ 23 for 19 yards (42-A.Sherman). FUMBLES (42-A.Sherman), RECOVERED by KC-84-D.Harris at NYJ 27. 84-D.Harris for 27 yards, TOUCHDOWN.
Opp.	9/17/2015	vs Denver	Bradley Roby	21 yards	(:35) (Shotgun) 25-J.Charles up the middle to KC 21 for 1 yard (54-B.Marshall). FUMBLES (54-B.Marshall), RECOVERED by DEN-29-B.Roby at KC 21. 29-B.Roby for 21 yards, TOUCHDOWN. The Replay Official reviewed the fumble ruling, and the play was Upheld. The ruling on the field was confirmed.

BLOCKED FIELD GOAL RETURNED FOR A TOUCHDOWN

KC	12/6/1987	@ Cincinnati	Kevin Ross	28 yards	
Opp.	* Never Has Happened *				

BLOCKED PUNT RETURNED FOR A TOUCHDOWN

KC	9/13/2009	@ Baltimore	(10:09) (Punt formation) 4-S.Koch punt is BLOCKED by 47-J.McGraw, Center-70-M.Katula, RECOVERED by KC-47-J.McGraw at BLT 0. TOUCHDOWN.
Opp.	11/28/2010	@ Seattle	(:39) 2-D.Colquitt punt is BLOCKED by 39-K.Cox, Center-43-T.Gafford, RECOVERED by SEA-29-E.Thomas at KC 10. 29-E.Thomas for 10 yards, TOUCHDOWN.

MADE FIELD GOAL OF 50 YARDS OR LONGER

KC	11/6/2016	vs Jacksonville	Cairo Santos	51 yards	(8:48) 5-C.Santos 51 yard field goal is GOOD, Center-41-J.Winchester, Holder-2-D.Colquitt.
Opp.	12/4/2016	@ Atlanta	Matt Bryant	59 yards	(:02) 3-M.Bryant 59 yard field goal is GOOD, Center-47-J.Harris, Holder-5-M.Bosher.

SAFETY SCORED

KC	11/27/2016	@ Denver	(6:20) (Shotgun) 13-T.Siemian sacked at DEN 0 for -8 yards (50-J.Houston). FUMBLES (50-J.Houston) [50-J.Houston], recovered by DEN-73-R.Okung at DEN -5. 73-R.Okung tackled in End Zone, SAFETY.
Opp.	9/21/2014	@ Miami	(2:42) 11-A.Smith sacked in End Zone for -1 yards, SAFETY (sack split by 94-R.Starks and 53-J.Jenkins).

200 YARDS RUSHING

KC	12/23/2012	vs Indianapolis	Jamaal Charles	226 yards	
-----------	------------	-----------------	----------------	-----------	--

Opp.	12/20/2009	vs Cleveland	Jerome Harrison	286 yards
100 YARDS RUSHING				
KC	10/16/2016	@ Oakland	Spencer Ware	131 yards
Opp.	11/6/2016	vs Jacksonville	Chris Ivory	107 yards
100-YARD RUSHER AND 300-YARD PASSER				
KC	12/20/2009	vs Cleveland	Jamaal Charles Matt Cassel	154 yards 331 yards
Opp.	10/2/2016	@ Pittsburgh	Le'Veon Bell Ben Roethlisberger	144 yards 300 yards
100-YARD RECEIVER AND 300-YARD PASSER				
KC	9/11/2016	vs San Diego	Spencer Ware Alex Smith	129 yards 363 yards
Opp.	11/27/2016	@ Denver	Emmanuel Sanders Trevor Siemian	162 yards 368 yards
TWO 100-YARD RECEIVERS				
KC	12/3/2006	@ Cleveland	Eddie Kennison Tony Gonzalez	117 yards 105 yards
Opp.	9/18/2016	@ Houston	DeAndre Hopkins Will Fuller	113 yards 104 yards
100 YARDS RUSHING AND RECEIVING				
KC	11/29/2015	vs Buffalo	Spencer Ware Jeremy Maclin	114 yards 160 yards
Opp.	10/25/2015	vs Pittsburgh	Le'Veon Bell Antonio Brown	121 yards 124 yards
TWO 100-YARD RUSHERS				
KC	12/23/2012	vs Indianapolis	Jamaal Charles Peyton Hillis	226 yards 101 yards
Opp.	10/19/2008	vs Tennessee	Chris Johnson LenDale White	168 yards 149 yards
100-YARD RUSHER, 300-YARD PASSER, 100-YARD RECEIVER				
KC	12/20/2009	vs Cleveland	Jamaal Charles Matt Cassel Chris Chambers	154 yards 331 yards 114 yards
Opp.	12/1/2013	vs Denver	Montee Ball Peyton Manning Eric Decker	117 yards 403 yards 174 yards
500 YARDS PASSING				
KC	11/5/2000	@ Oakland	Elvis Grbac	504 yards
Opp.	12/6/1990	@ Houston Oilers	Warren Moon	527 yards
400 YARDS PASSING				
KC	11/14/2010	@ Denver	Matt Cassel	469 yards
Opp.	12/1/2013	vs Denver	Peyton Manning	403 yards
300 YARDS PASSING				
KC	9/11/2016	vs San Diego	Alex Smith	363 yards
Opp.	11/27/2016	@ Denver	Trevor Siemian	368 yards
200 YARDS RECEIVING				
KC	9/17/1990	@ Denver	Stephon Paige	206 yards
Opp.	1/3/2010	@ Denver	Jabar Gaffney	213 yards
100 YARDS RECEIVING				
KC	12/4/2016	@ Atlanta	Travis Kelce	140 yards
Opp.	12/4/2016	@ Atlanta	Julio Jones	113 yards
SIX TOUCHDOWN PASSES				
KC	11/1/1964	vs Denver	Len Dawson	6 tds
Opp.	* Never Has Happened *			

FIVE TOUCHDOWN PASSES				
KC	12/15/2013	@ Oakland	Alex Smith	5 tds
Opp.	10/2/2016	@ Pittsburgh	Ben Roethlisberger	5 tds
FOUR TOUCHDOWN PASSES				
KC	10/9/2011	@ Indianapolis	Matt Cassel	4 tds
Opp.	9/18/2011	@ Detroit	Matthew Stafford	4 tds
THREE TOUCHDOWN PASSES				
KC	9/13/2015	@ Houston	Alex Smith	3 tds
Opp.	11/27/2016	@ Denver	Trevor Siemian	3 tds
FOUR TOUCHDOWNS RECEPTIONS				
KC	12/15/2013	@ Oakland	Jamaal Charles	4 tds
Opp.	12/1/2013	vs Denver	Eric Decker	4 tds
THREE TOUCHDOWNS RECEPTIONS				
KC	11/28/2010	@ Seattle	Dwayne Bowe	3 tds
Opp.	9/28/2015	@ Green Bay	Randall Cobb	3 tds
TWO TOUCHDOWNS RECEPTIONS				
KC	12/6/2015	@ Oakland	Jeremy Maclin	2 tds
Opp.	10/2/2016	@ Pittsburgh	Antonio Brown	2 tds
FOUR TOUCHDOWNS RUSHING				
KC	10/24/2004	vs Atlanta	Derrick Blaylock	4 tds
Opp.	12/7/2003	@ Denver	Clinton Portis	5 tds
THREE TOUCHDOWNS RUSHING				
KC	9/28/2015	@ Green Bay	Jamaal Charles	3 tds
Opp.	10/4/2015	@ Cincinnati	Jeremy Hill	3 tds
TWO TOUCHDOWNS RUSHING				
KC	11/22/2015	@ San Diego	Spencer Ware	2 tds
Opp.	12/4/2016	@ Atlanta	Devonta Freeman	2 tds
FIVE FIELD GOALS				
KC	11/15/2015	@ Denver	Cairo Santos	5 fg
Opp.	11/30/2014	vs Denver	Connor Barth	5 fg
FOUR FIELD GOALS				
KC	11/13/2016	@ Carolina	Cairo Santos	4 fg
Opp.	11/20/2016	vs Tampa Bay	Roberto Aguayo	4 fg
THREE FIELD GOALS				
KC	10/30/2016	@ Indianapolis	Cairo Santos	3 fg
Opp.	12/4/2016	@ Atlanta	Matt Bryant	3 fg
FOUR OR MORE INTERCEPTION GAME				
KC	9/29/1985	vs Seattle	Derron Cherry	4 int
Opp.	10/7/2001	@ Denver	Deltha O'Neal	4 int
THREE INTERCEPTION GAME				
KC	11/27/2005	vs New England	Greg Wesley	3 int
Opp.	10/1/1989	@ Bengals	David Fulcher	3 int
TWO INTERCEPTION GAME				
KC	9/25/2016	vs New York Jets	Marcus Peters	2 int
Opp.	9/7/2014	vs Tennessee	Jason McCourty	2 int
FOUR SACK GAME				
KC	12/28/2014	vs San Diego	Justin Houston	4.0 sacks
Opp.	11/9/2003	vs Cleveland	Andra Davis	4.0 sacks
THREE SACK GAME				
KC	11/27/2016	@ Denver	Justin Houston	3.0 sacks

Opp.	11/27/2016	@ Denver	Von Miller	3.0 sacks
-------------	------------	----------	------------	-----------

TWO SACK GAME

KC	11/6/2016	vs Jacksonville	Dee Ford	2.0 sacks
Opp.	12/20/2015	@ Baltimore	Za'Darius Smith	2.0 sacks

BLOCKED FIELD GOAL

KC	10/11/2015	vs Chicago	Cairo Santos	27 yards	(8:49) 5-C.Santos 27 yard field goal is BLOCKED (92-P.McPhee), Center-41-J.Winchester, Holder-2-D.Colquitt, recovered by KC-42-A.Sherman at CHI 15. 42-A.Sherman to CHI 15 for no gain (90-J.Ratliff).
Opp.	12/27/2015	vs Cleveland	Travis Coons	51 yards	(:02) 6-T.Coons 51 yard field goal is BLOCKED (49-D.Sorensen), Center-47-C.Hughlett, Holder-8-A.Lee.

BLOCKED PUNT

KC	9/8/2013	@ Jacksonville	(12:32) 2-D.Colquitt punt is BLOCKED by 52-J.Thomas, Center-43-T.Gafford, ball out of bounds in End Zone, SAFETY.
Opp.	1/3/2016	vs Oakland	(9:05) 7-M.King punt is BLOCKED by 57-D.Alexander, Center-47-T.Gafford, ball out of bounds in End Zone, SAFETY.

MISSED POINT AFTER TOUCHDOWN ATTEMPT

KC	10/16/2016	@ Oakland	5-C.Santos extra point is No Good, Wide Right, Center-41-J.Winchester, Holder-2-D.Colquitt.
Opp.	12/6/2015	@ Oakland	11-S.Janikowski extra point is No Good, Hit Left Upright, Center-59-J.Condo, Holder-7-M.King.

MADE TWO-POINT CONVERSION

KC	11/27/2016	@ Denver	TWO-POINT CONVERSION ATTEMPT. 11-A.Smith pass to 84-D.Harris is complete. ATTEMPT SUCCEEDS.
Opp.	10/2/2016	@ Pittsburgh	(Pass formation) TWO-POINT CONVERSION ATTEMPT. 7-B.Roethlisberger pass to 11-M.Wheaton is complete. ATTEMPT SUCCEEDS.

FAILED TWO-POINT CONVERSION

KC	12/6/2015	@ Oakland	(Kick formation) TWO-POINT CONVERSION ATTEMPT. 2-D.Colquitt pass to 42-A.Sherman is incomplete. ATTEMPT FAILS.
Opp.	12/4/2016	@ Atlanta	(Pass formation) TWO-POINT CONVERSION ATTEMPT. 2-M.Ryan pass to 24-D.Freeman is incomplete. ATTEMPT FAILS.

SUCCESSFUL ONSIDE KICK

KC	12/13/2015	vs San Diego	5-C.Santos kicks 12 yards from KC 35 to KC 47, impetus ends at SD 48. RECOVERED by KC-51-F.Zombo. Kickoff bounced off the leg of D.Butler.
Opp.	12/14/2008	vs San Diego	5-M.Scifres kicks onside 9 yards from SD 30 to SD 39, impetus ends at SD 40. RECOVERED by SD-81-K.Osgood.

50 POINTS

KC	12/15/2013	@ Oakland	Kansas City 56, Oakland 31
Opp.	11/23/2008	vs Buffalo	Buffalo 54, Kansas City 31

40 POINTS

KC	11/1/2015	vs Detroit	Kansas City 45, Detroit 10
Opp.	10/2/2016	@ Pittsburgh	Pittsburgh 43, Kansas City 14

SHUTOUT

KC	10/23/2011	@ Oakland	Kansas City 28, Oakland 0
Opp.	12/16/2012	@ Oakland	Oakland 15, Kansas City 0

OVERTIME WIN

KC	11/27/2016	@ Denver	Kansas City 30, Denver 27
-----------	------------	----------	---------------------------

OVERTIME LOSS

KC	12/29/2013	@ San Diego	San Diego 27, Kansas City 24
-----------	------------	-------------	------------------------------

OVERTIME TIE

KC	11/19/1989	@ Cleveland	Kansas City 10, Cleveland 10
-----------	------------	-------------	------------------------------



CHIEFS

LAST GAME & OPPONENT GAMEBOOKS

THIS IS CHIEFS KINGDOM

National Football League Game Summary

NFL Copyright © 2016 by The National Football League. All rights reserved. This summary and play-by-play is for the express purpose of assisting media in their coverage of the game; any other use of this material is prohibited without the written permission of the National Football League. Updated: 12/4/2016

Date: Sunday, 12/4/2016 **Kansas City Chiefs at Atlanta Falcons** Start Time: 1:02 PM EST
at Georgia Dome, Atlanta, GA

Game Day Weather

Played Indoor on Turf: FieldTurf Outdoor Weather: Rainy, gloomy,

Officials

Referee: Coleman, Walt (65) Umpire: Rice, Jeff (44) Head Linesman: Bowers, Derick (74)
Line Judge: Codey, Kevin (16) Side Judge: Eck, Alan (76) Field Judge: Brown, Terry (43)
Back Judge: Miles, Terrence (111) Replay Official: Nazzaro, Louis ()

Lineups

Kansas City Chiefs				Atlanta Falcons			
Offense		Defense		Offense		Defense	
WR	10 T.Hill	LB	51 F.Zombo	WR	11 J.Jones	DE	93 D.Freeney
LT	72 E.Fisher	NT	92 D.Poe	LT	70 J.Matthews	DT	77 R.Hageman
LG	73 Z.Fulton	RDE	95 C.Jones	LG	67 A.Levitre	DT	97 G.Jarrett
C	61 M.Morse	LB	50 J.Houston	C	51 A.Mack	LB	44 V.Beasley
RG	76 L.Duvernay-Tardif	LILB	56 D.Johnson	RG	65 C.Chester	LB	45 D.Jones
RT	71 M.Schwartz	RILB	53 R.Wilson	RT	73 R.Schraeder	LB	59 D.Campbell
TE	87 T.Kelce	LCB	22 M.Peters	TE	81 A.Hooper	CB	23 R.Alford
WR	17 C.Conley	RCB	20 S.Nelson	WR	12 M.Sanu	CB	32 J.Collins
WR	12 A.Wilson	SS	29 E.Berry	TE	80 L.Toilolo	CB	34 B.Poole
QB	11 A.Smith	CB	38 R.Parker	QB	2 M.Ryan	S	37 R.Allen
RB	32 S.Ware	S	49 D.Sorensen	RB	24 D.Freeman	S	22 K.Neal

Substitutions

P 2 D.Colquitt, K 5 C.Santos, WR 13 D.Thomas, WR 14 D.Robinson, DB 21 E.Murray, CB 24 D.White, RB 35 C.West, DB 39 T.Mitchell, LS 41 J.Winchester, FB 42 A.Sherman, LB 48 T.Smith, LB 55 D.Ford, LB 57 D.Alexander, T 70 B.Witzmann, T 75 J.Reid, DT 77 T.Barnes, TE 80 J.O'Shaughnessy, TE 84 D.Harris, LB 91 T.Hali, DE 94 J.Jenkins, DE 98 K.Reyes, DL 99 R.Nunez-Roches

Substitutions

K 3 M.Bryant, P 5 M.Bosher, WR 14 E.Weems, WR 16 J.Hardy, WR 18 T.Gabriel, WR 19 A.Robinson, RB 26 T.Coleman, S 27 R.Therezie, CB 29 C.Goodwin, S 36 K.Ishmael, LB 41 P.Wheeler, FB 42 P.DiMarco, LS 47 J.Harris, DE 50 B.Reed, LB 53 L.Reynolds, LB 55 P.WorriIow, G 63 B.Garland, T 76 T.Compton, TE 82 J.Perkins, DT 91 C.Upshaw, DE 94 T.Jackson, DT 95 J.Babineaux, DL 98 C.Matthews

Did Not Play

QB 4 N.Foles, CB 27 K.Acker

Did Not Play

QB 8 M.Schaub

Not Active

QB 9 T.Bray, WR 19 J.Maclin, CB 23 P.Gaines, RB 34 K.Davis, LB 52 D.Nicolas, G 68 M.Person, TE 88 R.Travis

Not Active

S 20 S.Neasman, RB 28 T.Ward, DB 30 D.Olatoye, DB 38 B.Wreh-Wilson, G 68 T.Robinson, G 71 W.Schweitzer, DE 99 A.Clayborn

Field Goals (made () & missed)

		M.Bryant		(22) (22) (59)			
		1	2	3	4	OT	Total
VISITOR:	Kansas City Chiefs	6	14	7	2	0	29
HOME:	Atlanta Falcons	10	6	0	12	0	28

Scoring Plays

Team	Qtr	Time	Play Description (Extra Point) (Drive Info)	Visitor	Home
Falcons	1	10:02	D.Freeman 1 yd. run (M.Bryant kick) (10-81, 4:58)	0	7
Chiefs	1	8:00	S.Ware 3 yd. run (kick blocked) (4-72, 2:02)	6	7
Falcons	1	5:11	M.Bryant 22 yd. Field Goal (5-71, 2:49)	6	10
Falcons	2	13:25	M.Bryant 22 yd. Field Goal (11-53, 4:26)	6	13
Chiefs	2	7:05	S.Ware 3 yd. pass from A.Smith (C.Santos kick) (11-92, 6:20)	13	13
Chiefs	2	0:37	E.Berry 37 yd. interception return (C.Santos kick)	20	13
Falcons	2	0:00	M.Bryant 59 yd. Field Goal (5-33, 0:37)	20	16
Chiefs	3	12:52	A.Wilson 55 yd. run (C.Santos kick) (4-64, 2:08)	27	16
Falcons	4	11:57	D.Freeman 1 yd. run (pass failed) (11-80, 6:12)	27	22

National Football League Game Summary

NFL Copyright © 2016 by The National Football League. All rights reserved. This summary and play-by-play is for the express purpose of assisting media in their coverage of the game; any other use of this material is prohibited without the written permission of the National Football League.

Updated: 12/4/2016

Falcons	4	4:32	A.Robinson 5 yd. pass from M.Ryan (10-80, 4:53)	27	28
Chiefs	4	4:32	E.Berry defensive two point conversion	29	28
Paid Attendance: 69,879				Time: 2:59	

Kansas City Chiefs vs Atlanta Falcons

12/4/2016 at Georgia Dome

Final Individual Statistics

Kansas City Chiefs

RUSHING	ATT	YDS	AVG	LG	TD
A.Wilson	1	55	55.0	55	1
S.Ware	14	29	2.1	8	1
D.Thomas	1	23	23.0	23	0
T.Hill	2	19	9.5	13	0
C.West	1	0	0.0	0	0
A.Smith	3	-3	-1.0	-1	0
Total	22	123	5.6	55	2

PASSING	ATT	CMP	YDS	SK/YD	TD	LG	IN	RT
A.Smith	25	21	270	1/4	1	35	0	125.0
Total	25	21	270	1/4	1	35	0	125.0

PASS RECEIVING	TAR	REC	YDS	AVG	LG	TD
T.Kelce	8	8	140	17.5	35	0
T.Hill	6	5	53	10.6	25	0
A.Wilson	4	4	48	12.0	21	0
S.Ware	4	3	23	7.7	14	1
D.Harris	1	1	6	6.0	6	0
C.Conley	2	0	0	0.0	0	0
Total	25	21	270	12.9	35	1

INTERCEPTIONS	NO	YDS	AVG	LG	TD
E.Berry	1	37	37.0	37	1
Total	1	37	37.0	37	1

PUNTING	NO	YDS	AVG	NET	TB	IN20	LG
D.Colquitt	3	150	50.0	37.0	2	0	61
Total	3	150	50.0	37.0	2	0	61

PUNT RETURNS	NO	YDS	AVG	FC	LG	TD
T.Hill	1	-1	-1.0	0	-1	0
Total	1	-1	-1.0	0	0	0

KICKOFF RETURNS	NO	YDS	AVG	FC	LG	TD
D.Thomas	6	130	21.7	0	30	0
Total	6	130	21.7	0	30	0

Kansas City Chiefs

FUMBLES	FUM	LOST	OWN-REC	YDS	TD	FORCED	OPP-REC	YDS	TD	OUT-BDS
A.Smith	1	1	0	0	0	0	0	0	0	0
Total	1	1	0	0	0	0	0	0	0	0

Atlanta Falcons

FUMBLES	FUM	LOST	OWN-REC	YDS	TD	FORCED	OPP-REC	YDS	TD	OUT-BDS
V.Beasley	0	0	0	0	0	1	0	0	0	0
G.Jarrett	0	0	0	0	0	0	1	0	0	0
Total	0	0	0	0	0	1	1	0	0	0

Atlanta Falcons

RUSHING	ATT	YDS	AVG	LG	TD
D.Freeman	15	56	3.7	14	2
T.Coleman	12	49	4.1	9	0
M.Ryan	3	23	7.7	12	0
Total	30	128	4.3	14	2

PASSING	ATT	CMP	YDS	SK/YD	TD	LG	IN	RT
M.Ryan	34	22	297	2/7	1	42	1	90.0
Total	34	22	297	2/7	1	42	1	90.0

PASS RECEIVING	TAR	REC	YDS	AVG	LG	TD
J.Jones	9	7	113	16.1	21	0
T.Gabriel	6	5	44	8.8	14	0
D.Freeman	5	4	49	12.3	16	0
M.Sanu	3	2	26	13.0	18	0
A.Robinson	3	2	18	9.0	13	1
L.Toilolo	1	1	42	42.0	42	0
J.Hardy	3	1	5	5.0	5	0
T.Coleman	2	0	0	0.0	0	0
A.Hooper	1	0	0	0.0	0	0
Total	33	22	297	13.5	42	1

INTERCEPTIONS	NO	YDS	AVG	LG	TD
Total	0	0	0	0	0

PUNTING	NO	YDS	AVG	NET	TB	IN20	LG
M.Bosher	1	46	46.0	47.0	0	1	46
Total	1	46	46.0	47.0	0	1	46

PUNT RETURNS	NO	YDS	AVG	FC	LG	TD
E.Weems	1	-1	-1.0	0	-1	0
[TOUCHBACK]	2	0	0.0	0	0	0
Total	1	-1	-1.0	0	0	0

KICKOFF RETURNS	NO	YDS	AVG	FC	LG	TD
E.Weems	1	17	17.0	0	17	0
[TOUCHBACK]	4	0	0.0	0	0	0
Total	1	17	17.0	0	17	0

Kansas City Chiefs vs Atlanta Falcons
12/4/2016 at Georgia Dome

Final Team Statistics

	Visitor Chiefs	Home Falcons
TOTAL FIRST DOWNS	17	32
By Rushing	4	11
By Passing	13	15
By Penalty	0	6
THIRD DOWN EFFICIENCY	3-10-30%	6-10-60%
FOURTH DOWN EFFICIENCY	2-2-100%	0-1-0%
TOTAL NET YARDS	389	418
Total Offensive Plays (inc. times thrown passing)	48	66
Average gain per offensive play	8.1	6.3
NET YARDS RUSHING	123	128
Total Rushing Plays	22	30
Average gain per rushing play	5.6	4.3
Tackles for a loss-number and yards	3-7	4-10
NET YARDS PASSING	266	290
Times thrown - yards lost attempting to pass	1-4	2-7
Gross yards passing	270	297
PASS ATTEMPTS-COMPLETIONS-HAD INTERCEPTED	25-21-0	34-22-1
Avg gain per pass play (inc.# thrown passing)	10.2	8.1
KICKOFFS Number-In End Zone-Touchbacks	5-4-4	6-1-0
PUNTS Number and Average	3-50.0	1-46.0
Had Blocked	0	0
FGs - PATs Had Blocked	0-1	0-0
Net Punting Average	37.0	47.0
TOTAL RETURN YARDAGE (Not Including Kickoffs)	36	-1
No. and Yards Punt Returns	1--1	1--1
No. and Yards Kickoff Returns	6-130	1-17
No. and Yards Interception Returns	1-37	0-0
PENALTIES Number and Yards	13-128	5-30
FUMBLES Number and Lost	1-1	0-0
TOUCHDOWNS	4	3
Rushing	2	2
Passing	1	1
Interceptions	1	0
EXTRA POINTS Made-Attempts	3-4	1-3
Kicking Made-Attempts	3-4	1-1
Passing Made-Attempts	0-0	0-2
FIELD GOALS Made-Attempts	0-0	3-3
RED ZONE EFFICIENCY	2-2-100%	3-6-50%
GOAL TO GO EFFICIENCY	1-1-100%	3-4-75%
SAFETIES	0	0
FINAL SCORE	29	28
TIME OF POSSESSION	28:08	31:52

Ball Possession And Drive Chart

Kansas City Chiefs

#	Time Recd	Time Lost	Time Poss	How Ball Obtained	Drive Began	# Play	Yds Gain	Yds Pen	Net Yds	1st Down	Last Scrm	How Given Up
1	10:02	8:00	2:02	Kickoff	KC 28	4	72	0	72	4	* ATL 3	Touchdown
2	5:11	2:51	2:20	Kickoff	KC 23	5	34	0	34	1	ATL 39	Fumble
3	13:25	7:05	6:20	Kickoff	KC 8	11	92	0	92	5	* ATL 3	Touchdown
4	3:17	0:48	2:29	Punt	KC 11	4	29	-10	19	1	KC 30	Punt
5	15:00	12:52	2:08	Kickoff	KC 36	4	64	0	64	1	KC 45	Touchdown
6	8:54	3:09	5:45	Downs	KC 10	7	55	-10	45	2	ATL 45	Punt
7	11:57	9:25	2:32	Kickoff	KC 21	5	18	0	18	1	KC 39	Punt
8	4:32	0:00	4:32	Kickoff	KC 8	8	25	0	25	2	KC 34	End of Game

(145) Average KC 18

Atlanta Falcons

#	Time Recd	Time Lost	Time Poss	How Ball Obtained	Drive Began	# Play	Yds Gain	Yds Pen	Net Yds	1st Down	Last Scrm	How Given Up
1	15:00	10:02	4:58	Kickoff	ATL 19	10	80	1	81	7	* KC 1	Touchdown
2	8:00	5:11	2:49	Kickoff	ATL 25	5	15	56	71	3	* KC 4	Field Goal
3	2:51	13:25	4:26	Fumble	ATL 43	11	43	10	53	5	* KC 4	Field Goal
4	7:05	3:17	3:48	Kickoff	ATL 25	6	27	-10	17	1	ATL 42	Punt
5	0:48	0:37	0:11	Punt	ATL 25	1	0	0	0	0	ATL 25	Interception
6	0:37	0:00	0:37	Kickoff	ATL 25	5	33	0	33	2	KC 42	Field Goal
7	12:52	8:54	3:58	Kickoff	ATL 25	10	65	0	65	3	* KC 10	Downs
8	3:09	11:57	6:12	Punt	ATL 20	11	75	5	80	7	* KC 1	Touchdown
9	9:25	4:32	4:53	Punt	ATL 20	10	80	0	80	4	* KC 5	Touchdown

(227) Average ATL 25

* inside opponent's 20

Time of Possession by Quarter

Visitor	Kansas City Chiefs	1st	2nd	3rd	4th	OT	Total
Home	Atlanta Falcons	4:22	8:49	7:53	7:04		28:08
		10:38	6:11	7:07	7:56		31:52

Kickoff Drive No.-Start Average

Chiefs: 6 - KC 21 Falcons: 5 - ATL 24

Kansas City Chiefs vs Atlanta Falcons
12/4/2016 at Georgia Dome

Final Defensive Statistics

Kansas City Chiefs	Regular Defensive Plays												Special Teams					Misc			
	TKL	AST	COMB	SK	/ YDS	TFL	Q	IN	PD	FF	FR		TKL	AST	FF	FR	BL	TKL	AST	FF	FR
D.Johnson	9	0	9	0	0	1	0	0	0	0	0		0	0	0	0	0	0	0	0	0
R.Wilson	9	0	9	0	0	0	0	0	0	0	0		0	0	0	0	0	0	0	0	0
S.Nelson	6	0	6	0	0	0	0	0	1	0	0		0	0	0	0	0	0	0	0	0
D.Sorensen	4	1	5	0	0	0	0	0	1	0	0		0	0	0	0	0	0	0	0	0
J.Houston	4	0	4	1	0	1	1	0	0	0	0		0	0	0	0	0	0	0	0	0
T.Hali	2	0	2	1	7	2	3	0	0	0	0		0	0	0	0	0	0	0	0	0
D.Poe	2	0	2	0	0	0	2	0	0	0	0		0	0	0	0	0	0	0	0	0
F.Zombo	2	0	2	0	0	0	1	0	1	0	0		0	0	0	0	0	0	0	0	0
E.Berry	2	0	2	0	0	0	0	1	1	0	0		0	0	0	0	0	0	0	0	0
R.Parker	2	0	2	0	0	0	0	0	0	0	0		0	0	0	0	0	0	0	0	0
T.Mitchell	2	0	2	0	0	0	0	0	0	0	0		0	0	0	0	0	0	0	0	0
K.Reyes	2	0	2	0	0	1	0	0	0	0	0		0	0	0	0	0	0	0	0	0
J.Jenkins	2	0	2	0	0	0	0	0	0	0	0		0	0	0	0	0	0	0	0	0
M.Peters	1	0	1	0	0	0	0	0	1	0	0		0	0	0	0	0	0	0	0	0
T.Barnes	1	0	1	0	0	0	0	0	0	0	0		0	0	0	0	0	0	0	0	0
R.Nunez-Roches	0	1	1	0	0	0	0	0	0	0	0		0	0	0	0	0	0	0	0	0
D.Ford	0	1	1	0	0	0	0	0	0	0	0		0	0	0	0	0	0	0	0	0
C.Jones	0	0	0	0	0	0	2	0	0	0	0		0	0	0	0	0	0	0	0	0
D.Harris	0	0	0	0	0	0	0	0	0	0	0		1	0	0	0	0	0	0	0	0
D.Alexander	0	0	0	0	0	0	0	0	0	0	0		1	0	0	0	0	0	0	0	0
A.Wilson	0	0	0	0	0	0	0	0	0	0	0		0	0	0	0	0	1	0	0	0
Total	50	3	53	2	7	5	9	1	5	0	0		2	0	0	0	0	1	0	0	0

TKL = Tackle AST = Assist COMB = Combined QH=QB Hit IN = Interception PD = Pass Defense FF = Forced Fumble FR = Fumble Recovery

Atlanta Falcons	Regular Defensive Plays												Special Teams					Misc			
	TKL	AST	COMB	SK	/ YDS	TFL	QH	IN	PD	FF	FR		TKL	AST	FF	FR	BL	TKL	AST	FF	FR
R.Allen	5	3	8	0	0	0	0	0	0	0	0		0	0	0	0	0	0	0	0	0
D.Jones	4	3	7	0	0	0	0	0	0	0	0		0	0	0	0	0	0	0	0	0
K.Neal	3	4	7	0	0	0	0	0	0	0	0		0	0	0	0	0	0	0	0	0
D.Campbell	3	2	5	0	0	1	0	0	0	0	0		0	0	0	0	0	0	0	0	0
B.Poole	4	0	4	0	0	1	0	0	0	0	0		0	0	0	0	0	0	0	0	0
T.Jackson	2	0	2	0	0	0	0	0	0	0	0		0	0	0	0	0	0	0	0	0
R.Alford	2	0	2	0	0	0	0	0	0	0	0		0	0	0	0	0	0	0	0	0
G.Jarrett	1	1	2	0	0	0	0	0	0	0	1		0	0	0	0	0	0	0	0	0
J.Babineaux	1	1	2	0	0	0	0	0	0	0	0		0	0	0	0	0	0	0	0	0
V.Beasley	1	0	1	1	4	0	0	0	0	1	0		0	0	0	0	0	0	0	0	0
J.Collins	1	0	1	0	0	0	0	0	1	0	0		0	0	0	0	0	0	0	0	0
L.Reynolds	1	0	1	0	0	0	0	0	0	0	0		0	0	0	0	0	0	0	0	0
B.Garland	1	0	1	0	0	0	0	0	0	0	0		0	0	0	0	0	0	0	0	0
R.Therezie	1	0	1	0	0	0	0	0	0	0	0		0	0	0	0	0	0	0	0	0
P.Wheeler	1	0	1	0	0	1	0	0	0	0	0		0	0	0	0	0	0	0	0	0
K.Ishmael	0	1	1	0	0	0	0	0	0	0	0		1	0	0	0	0	0	0	0	0
R.Hageman	0	1	1	0	0	0	0	0	0	0	0		0	0	0	0	1	0	0	0	0
C.Goodwin	0	0	0	0	0	0	0	0	0	0	0		2	0	0	0	0	0	0	0	0
J.Perkins	0	0	0	0	0	0	0	0	0	0	0		1	0	0	0	0	0	0	0	0
E.Weems	0	0	0	0	0	0	0	0	0	0	0		1	0	0	0	0	0	0	0	0
M.Bosher	0	0	0	0	0	0	0	0	0	0	0		1	0	0	0	0	0	0	0	0
B.Reed	0	0	0	0	0	0	0	0	0	0	0		1	0	0	0	0	0	0	0	0
Total	31	16	47	1	4	3	0	0	1	1	1		7	0	0	0	1	0	0	0	0

Kansas City Chiefs vs Atlanta Falcons
12/4/2016 at Georgia Dome

First Half Summary

PERIOD SCORES			TIME OF POSSESSION		
Chiefs	6	14 = 20	Chiefs	13:11	
Falcons	10	6 = 16	Falcons	16:49	

Scoring Plays					
Team	Qtr	Time	Play Description (Extra Point) (Drive Info)	Visitor	Home
Falcons	1	10:02	D.Freeman 1 yd. run (M.Bryant kick) (10-81, 4:58)	0	7
Chiefs	1	8:00	S.Ware 3 yd. run (kick blocked) (4-72, 2:02)	6	7
Falcons	1	5:11	M.Bryant 22 yd. Field Goal (5-71, 2:49)	6	10
Falcons	2	13:25	M.Bryant 22 yd. Field Goal (11-53, 4:26)	6	13
Chiefs	2	7:05	S.Ware 3 yd. pass from A.Smith (C.Santos kick) (11-92, 6:20)	13	13
Chiefs	2	0:37	E.Berry 37 yd. interception return (C.Santos kick)	20	13
Falcons	2	0:00	M.Bryant 59 yd. Field Goal (5-33, 0:37)	20	16

	Kansas City Chiefs	Atlanta Falcons
TOTAL FIRST DOWNS	11	18
First Downs Rushing-Passing-by Penalty	3 - 8 - 0	5 - 8 - 5
THIRD DOWN EFFICIENCY	1-4-25%	1-4-25%
TOTAL NET YARDS	227	198
Total Offensive Plays	24	35
NET YARDS RUSHING	63	50
NET YARDS PASSING	164	148
Gross Yards Passing	168	148
Times thrown-yards lost attempting to pass	1-4	1-0
Pass Attempts-Completions-Had Intercepted	13 - 11 - 0	20 - 14 - 1
Punts-Number and Average	1 - 44	1 - 46
Penalties-Number and Yards	8 - 95	3 - 20
Fumbles-Number and Lost	1 - 1	0 - 0
Red Zone Efficiency	2-2-100%	1-3-33%
Average Drive Start	KC 18	ATL 27

Kansas City Chiefs										Atlanta Falcons																
RUSHING					ATT	YDS	AVG	LG	TD	RUSHING					ATT	YDS	AVG	LG	TD							
D.Thomas					1	23	23.0	23	0	D.Freeman					9	27	3.0	9	1							
S.Ware					6	21	3.5	8	1	T.Coleman					4	13	3.3	8	0							
T.Hill					2	19	9.5	13	0	M.Ryan					1	10	10.0	10	0							
C.West					1	0	0.0	0	0																	
Total					10	63	6.3	23	1	Total					14	50	3.6	10	1							
PASSING					ATT	CMP	YDS	SK/YD	TD	LG	IN	RT	PASSING					ATT	CMP	YDS	SK/YD	TD	LG	IN	RT	
A.Smith					13	11	168	1/4	1	35	0	144.4	M.Ryan					20	14	148	1/0	0	17	1	70.4	
Total					13	11	168	1/4	1	35	0	144.4	Total					20	14	148	1/0	0	17	1	70.4	
PASS RECEIVING					TAR	REC	YDS	AVG	LG	TD	PASS RECEIVING					TAR	REC	YDS	AVG	LG	TD					
T.Kelce					4	4	99	24.8	35	0	J.Jones					6	4	52	13.0	17	0					
A.Wilson					2	2	30	15.0	21	0	D.Freeman					4	4	49	12.3	16	0					
S.Ware					2	2	17	8.5	14	1	T.Gabriel					4	3	21	7.0	9	0					
T.Hill					3	2	16	8.0	13	0	A.Robinson					1	1	13	13.0	13	0					
D.Harris					1	1	6	6.0	6	0	M.Sanu					2	1	8	8.0	8	0					
C.Conley					1	0	0	0.0	0	0	J.Hardy					2	1	5	5.0	5	0					
											A.Hooper					1	0	0	0.0	0	0					
Total					13	11	168	15.3	35	1	Total					20	14	148	10.6	17	0					

Kansas City Chiefs	Regular Defensive Plays	Special Teams	Misc
--------------------	-------------------------	---------------	------

12/4/2016 at Georgia Dome

First Half Summary

[illegible][illegible]

Play By Play

First Quarter

12/4/2016

KC wins the coin toss and elects to defer. ATL elects to Receive, and KC elects to defend the west goal.

C.Santos kicks 63 yards from KC 35 to ATL 2. E.Weems to ATL 19 for 17 yards (D.Harris).

Atlanta Falcons at 15:00, (1st play from scrimmage 14:53)

1-10-ATL 19	(14:53) (Shotgun) M.Ryan pass short middle to J.Jones to ATL 30 for 11 yards (R.Parker).	P1
<u>1-10-ATL 30</u>	(14:19) M.Ryan pass short right to J.Jones to ATL 46 for 16 yards (D.Johnson).	P2
<u>1-10-ATL 46</u>	(13:43) M.Ryan pass deep middle to J.Jones to KC 37 for 17 yards (E.Berry, D.Sorensen).	P3
<u>1-10-KC 37</u>	(13:13) D.Freeman left end to KC 28 for 9 yards (D.Sorensen).	
2-1-KC 28	(12:46) D.Freeman right tackle to KC 23 for 5 yards (R.Wilson, R.Nunez-Roches).	R4
<u>1-10-KC 23</u>	(12:15) (Shotgun) M.Ryan pass short middle to D.Freeman to KC 11 for 12 yards (J.Houston).	P5
<u>1-10-KC 11</u>	(11:36) M.Ryan pass short left to T.Gabriel to KC 1 for 10 yards (D.Poe).	
	<i>PENALTY on ATL-J.Matthews, Offensive Holding, 10 yards, enforced at KC 8.</i>	
1-17-KC 18	(11:20) (Shotgun) T.Coleman right end pushed ob at KC 20 for -2 yards (J.Houston).	
2-19-KC 20	(10:49) (Shotgun) M.Ryan pass short middle to J.Jones to KC 12 for 8 yards (S.Nelson) [F.Zombo].	
3-11-KC 12	(10:09) (Shotgun) M.Ryan pass incomplete short right to A.Hooper.	
	<i>PENALTY on KC-D.Sorensen, Defensive Pass Interference, 11 yards, enforced at KC 12 - No Play.</i>	X6
<u>1-1-KC 1</u>	(10:05) T.Compton reported in as eligible. D.Freeman right tackle for 1 yard, TOUCHDOWN.	R7
	M.Bryant extra point is GOOD, Center-J.Harris, Holder-M.Bosher.	

KC 0 ATL 7, 10 plays, 81 yards, 1 penalty, 4:58 drive, 4:58 elapsed

M.Bosher kicks 62 yards from ATL 35 to KC 3. D.Thomas ran ob at KC 28 for 25 yards (J.Perkins).

Kansas City Chiefs at 10:02, (1st play from scrimmage 9:54)

1-10-KC 28	(9:54) (Shotgun) T.Hill right end ran ob at KC 41 for 13 yards (R.Allen).	R1
<u>1-10-KC 41</u>	(9:15) J.Reid reported in as eligible. A.Smith pass deep left to T.Kelce to ATL 38 for 21 yards (D.Campbell).	P2
<u>1-10-ATL 38</u>	(8:34) (Shotgun) A.Smith pass deep left to T.Kelce pushed ob at ATL 3 for 35 yards (K.Neal).	P3
<u>1-3-ATL 3</u>	(8:06) (Shotgun) S.Ware left end for 3 yards, TOUCHDOWN.	R4
	C.Santos extra point is Blocked (R.Hageman), Center-J.Winchester, Holder-D.Colquitt.	

KC 6 ATL 7, 4 plays, 72 yards, 2:02 drive, 7:00 elapsed

C.Santos kicks 65 yards from KC 35 to end zone, Touchback.

Atlanta Falcons at 8:00

1-10-ATL 25	(8:00) T.Coleman left tackle to ATL 33 for 8 yards (D.Johnson).	
2-2-ATL 33	(7:35) <i>PENALTY on KC-R.Nunez-Roches, Neutral Zone Infraction, 5 yards, enforced at ATL 33 - No Play.</i>	X8
<u>1-10-ATL 38</u>	(7:30) M.Ryan pass incomplete deep right to J.Jones.	
	<i>PENALTY on KC-E.Berry, Defensive Pass Interference, 40 yards, enforced at ATL 38 - No Play.</i>	X9
<u>1-10-KC 22</u>	(7:22) M.Ryan pass incomplete deep left to M.Sanu.	
	<i>PENALTY on KC-C.Jones, Roughing the Passer, 11 yards, enforced at KC 22 - No Play.</i>	
	<i>Penalty on KC-S.Nelson, Defensive Holding, declined.</i>	X10
<u>1-10-KC 11</u>	(7:14) T.Coleman right guard to KC 7 for 4 yards (D.Johnson).	
2-6-KC 7	(6:36) (Shotgun) T.Coleman right tackle to KC 4 for 3 yards (D.Johnson).	
3-3-KC 4	(5:53) (Shotgun) M.Ryan sacked at KC 4 for 0 yards (J.Houston).	
4-3-KC 4	(5:15) M.Bryant 22 yard field goal is GOOD, Center-J.Harris, Holder-M.Bosher.	

KC 6 ATL 10, 5 plays, 71 yards, 3 penalties, 2:49 drive, 9:49 elapsed

M.Bosher kicks 64 yards from ATL 35 to KC 1. D.Thomas to KC 23 for 22 yards (E.Weems).

Kansas City Chiefs at 5:11, (1st play from scrimmage 5:05)

1-10-KC 23	(5:05) (Shotgun) S.Ware left end to KC 31 for 8 yards (K.Neal; R.Allen).	
2-2-KC 31	(4:25) D.Thomas left end pushed ob at ATL 46 for 23 yards (R.Allen).	R5
<u>1-10-ATL 46</u>	(3:51) A.Smith pass incomplete deep right to T.Hill.	
2-10-ATL 46	(3:47) J.Reid reported in as eligible. S.Ware right end to ATL 39 for 7 yards (J.Babineaux; D.Jones).	
3-3-ATL 39	(3:06) (Shotgun) A.Smith sacked at ATL 43 for -4 yards (V.Beasley). FUMBLES (V.Beasley), RECOVERED by ATL-G.Jarrett at ATL 43. G.Jarrett to ATL 43 for no gain (A.Wilson).	
	<i>Penalty on KC-M.Schwartz, Offensive Holding, declined.</i>	

Atlanta Falcons at 2:51

1-10-ATL 43	(2:51) M.Ryan pass incomplete deep right to J.Jones.	
2-10-ATL 43	(2:45) M.Ryan pass short right to D.Freeman to KC 41 for 16 yards (R.Parker).	P11

Kansas City Chiefs vs Atlanta Falcons at Georgia Dome

<u>1-10-KC 41</u>	(2:14) M.Ryan pass short left to A.Robinson to KC 28 for 13 yards (S.Nelson).	P12
<u>1-10-KC 28</u>	(1:47) (No Huddle) M.Ryan pass short middle to D.Freeman to KC 21 for 7 yards (R.Wilson).	
2-3-KC 21	(1:22) (No Huddle) D.Freeman left guard to KC 18 for 3 yards (T.Barnes).	R13
	<i>PENALTY on KC-J.Jenkins, Illegal Use of Hands, 5 yards, enforced at KC 18.</i>	X14
<u>1-10-KC 13</u>	(:58) D.Freeman left guard to KC 9 for 4 yards (R.Wilson).	
2-6-KC 9	(:52) (Shotgun) <i>PENALTY on KC-R.Wilson, Defensive 12 On-field, 5 yards, enforced at KC 9 - No Play.</i>	

END OF QUARTER

	Score	Time Poss	First Downs				Efficiencies	
			R	P	X	T	3 Down	4 Down
Kansas City Chiefs	6	4:22	3	2	0	5	0/1	0/0
Atlanta Falcons	10	10:38	3	6	5	14	0/1	0/0

Second Quarter

12/4/2016

Play By Play

Atlanta Falcons continued.

2-1-KC 4	(15:00) (Shotgun) D.Freeman right tackle to KC 2 for 2 yards (D.Poe).	R15
<u>1-2-KC 2</u>	(14:22) (Shotgun) M.Ryan pass incomplete short middle to M.Sanu [C.Jones].	
2-2-KC 2	(14:14) D.Freeman left guard to KC 4 for -2 yards (T.Hali).	
3-4-KC 4	(13:33) (Shotgun) M.Ryan pass incomplete short middle to J.Hardy [D.Poe].	
4-4-KC 4	(13:29) M.Bryant 22 yard field goal is GOOD, Center-J.Harris, Holder-M.Bosher.	

KC 6 ATL 13, 11 plays, 53 yards, 2 penalties, 4:26 drive, 1:35 elapsed

M.Bosher kicks 68 yards from ATL 35 to KC -3. D.Thomas to KC 16 for 19 yards (C.Goodwin).

*PENALTY on KC-D.Alexander, Offensive Holding, 8 yards, enforced at KC 16.***Kansas City Chiefs at 13:25, (1st play from scrimmage 13:17)**

1-10-KC 8	(13:17) (Shotgun) A.Smith pass short left to T.Hill to KC 21 for 13 yards (K.Neal).	P6
<u>1-10-KC 21</u>	(12:38) (Shotgun) S.Ware left end to KC 20 for -1 yards (D.Campbell).	
2-11-KC 20	(11:57) (Shotgun) A.Smith pass incomplete deep right to C.Conley.	
3-11-KC 20	(11:52) (Shotgun) A.Smith pass deep middle to A.Wilson to KC 41 for 21 yards (B.Poole).	P7
<u>1-10-KC 41</u>	(11:07) J.Reid reported in as eligible. A.Smith pass short middle to T.Kelce to ATL 43 for 16 yards (L.Reynolds).	P8
<u>1-10-ATL 43</u>	(10:28) (Shotgun) S.Ware right guard to ATL 39 for 4 yards (T.Jackson).	
2-6-ATL 39	(9:52) (Shotgun) A.Smith pass short left to T.Kelce pushed ob at ATL 12 for 27 yards (R.Allen).	P9
<u>1-10-ATL 12</u>	(9:20) S.Ware left guard to ATL 12 for no gain (R.Hageman; D.Campbell).	
2-10-ATL 12	(8:40) T.Hill left end to ATL 6 for 6 yards (D.Campbell; K.Neal).	
3-4-ATL 6	(7:54) (Shotgun) A.Smith pass short right to T.Hill to ATL 3 for 3 yards (K.Ishmael; R.Allen).	
	Timeout #1 by KC at 07:10.	
4-1-ATL 3	(7:10) A.Smith pass short left to S.Ware for 3 yards, TOUCHDOWN.	P10
	C.Santos extra point is GOOD, Center-J.Winchester, Holder-D.Colquitt.	

KC 13 ATL 13, 11 plays, 92 yards, 6:20 drive, 7:55 elapsed

C.Santos kicks 65 yards from KC 35 to end zone, Touchback.

Atlanta Falcons at 7:05

1-10-ATL 25	<i>(7:05) PENALTY on ATL-P.DiMarco, False Start, 5 yards, enforced at ATL 25 - No Play.</i>	
1-15-ATL 20	(7:05) (Shotgun) M.Ryan pass short right to M.Sanu to ATL 28 for 8 yards (S.Nelson).	
2-7-ATL 28	(6:27) M.Ryan pass short left to T.Coleman ran ob at ATL 34 for 6 yards (D.Johnson).	
	<i>PENALTY on ATL-R.Schraeder, Ineligible Downfield Pass, 5 yards, enforced at ATL 28 - No Play.</i>	
2-12-ATL 23	(6:05) (Shotgun) M.Ryan pass short right to T.Gabriel to ATL 32 for 9 yards (M.Peters).	
3-3-ATL 32	(5:19) (Shotgun) M.Ryan pass short middle to J.Hardy to ATL 37 for 5 yards (T.Mitchell).	P16
<u>1-10-ATL 37</u>	(4:51) (No Huddle) D.Freeman right end to ATL 39 for 2 yards (D.Johnson).	
2-8-ATL 39	(4:14) (Shotgun) D.Freeman left end to ATL 42 for 3 yards (R.Wilson). ATL-J.Matthews was injured during the play. His return is Questionable.	
3-5-ATL 42	(3:32) (Shotgun) M.Ryan pass incomplete short right to J.Jones [D.Poe].	
4-5-ATL 42	(3:26) M.Bosher punts 46 yards to KC 12, Center-J.Harris. T.Hill to KC 11 for -1 yards (C.Goodwin).	

Kansas City Chiefs at 3:17

1-10-KC 11	(3:17) (Shotgun) A.Smith pass short middle to S.Ware to KC 25 for 14 yards (R.Alford).	P11
<u>1-10-KC 25</u>	(2:37) (Shotgun) C.West left guard to KC 25 for no gain (B.Garland).	

Two-Minute Warning

2-10-KC 25	(2:00) (Shotgun) A.Smith pass incomplete short right to T.Kelce.	
	<i>PENALTY on KC-D.Harris, Offensive Pass Interference, 10 yards, enforced at KC 25 - No Play.</i>	
2-20-KC 15	(1:56) (Shotgun) A.Smith pass short right to D.Harris to KC 21 for 6 yards (B.Poole).	
	Timeout #2 by KC at 01:07.	
3-14-KC 21	(1:07) (Shotgun) A.Smith pass short left to A.Wilson to KC 30 for 9 yards (R.Therezie).	
	Timeout #1 by ATL at 01:00.	
4-5-KC 30	(1:00) D.Colquitt punts 44 yards to ATL 26, Center-J.Winchester. E.Weems to ATL 25 for -1 yards (D.Alexander).	

Atlanta Falcons at 0:48

1-10-ATL 25	(:48) (Shotgun) M.Ryan pass short right intended for T.Gabriel INTERCEPTED by E.Berry at ATL 37. E.Berry for 37 yards, TOUCHDOWN.	
-------------	--	--

Kansas City Chiefs at 0:37

Kansas City Chiefs vs Atlanta Falcons at Georgia Dome

C.Santos extra point is GOOD, Center-J.Winchester, Holder-D.Colquitt.

KC 20 ATL 13, 0 plays, 37 yards, 0:00 drive , 14:23 elapsed

C.Santos kicks 65 yards from KC 35 to end zone, Touchback.

Atlanta Falcons at 0:37

1-10-ATL 25	(:37) (Shotgun) M.Ryan pass short right to D.Freeman to ATL 39 for 14 yards (D.Sorensen).	P17
<u>1-10-ATL 39</u>	(:17) (No Huddle, Shotgun) M.Ryan pass incomplete short right to A.Hooper (D.Sorensen) [C.Jones].	
2-10-ATL 39	(:13) (Shotgun) M.Ryan scrambles right end ran ob at ATL 49 for 10 yards (D.Johnson).	R18
	Timeout #3 by KC at 00:06.	
<u>1-10-ATL 49</u>	(:06) (Shotgun) M.Ryan pass short middle to T.Gabriel to KC 42 for 9 yards (D.Johnson).	
	Timeout #2 by ATL at 00:02.	
2-1-KC 42	(:02) M.Bryant 59 yard field goal is GOOD, Center-J.Harris, Holder-M.Bosher.	

KC 20 ATL 16, 5 plays, 33 yards, 0:37 drive, 15:00 elapsed

END OF QUARTER

	Score	Time Poss	First Downs				Efficiencies	
			R	P	X	T	3 Down	4 Down
Kansas City Chiefs	20	8:49	0	6	0	6	1/3	1/1
Atlanta Falcons	16	6:11	2	2	0	4	1/3	0/0

Third Quarter

12/4/2016

Play By Play

KC elects to Receive, and ATL elects to defend the East goal.

M.Bosher kicks 59 yards from ATL 35 to KC 6. D.Thomas to KC 36 for 30 yards (M.Bosher).

Kansas City Chiefs at 15:00, (1st play from scrimmage 14:54)

- 1-10-KC 36(14:54) J.Reid reported in as eligible. S.Ware left end to KC 32 for -4 yards (P.Wheeler).
- 2-14-KC 32(14:12) (Shotgun) A.Smith pass short left to S.Ware to KC 38 for 6 yards (B.Poole).
- 3-8-KC 38(13:27) (Shotgun) A.Smith pass short right to T.Hill pushed ob at KC 45 for 7 yards (R.Alford).
- Timeout #1 by ATL at 13:02.
- 4-1-KC 45(13:02) (Punt formation) A.Wilson right guard for 55 yards, TOUCHDOWN.
- C.Santos extra point is GOOD, Center-J.Winchester, Holder-D.Colquitt.

R12

KC 27 ATL 16, 4 plays, 64 yards, 2:08 drive, 2:08 elapsed

C.Santos kicks 65 yards from KC 35 to end zone, Touchback.

Atlanta Falcons at 12:52

- 1-10-ATL 25(12:52) M.Ryan pass incomplete short right.
- 2-10-ATL 25(12:45) D.Freeman right tackle to ATL 39 for 14 yards (R.Wilson).
- 1-10-ATL 39(12:16) M.Ryan pass short left to M.Sanu to KC 43 for 18 yards (S.Nelson).
- 1-10-KC 43(11:51) D.Freeman right end to KC 48 for -5 yards (K.Reyes).
- 2-15-KC 48(11:06) (Shotgun) T.Coleman right guard to KC 39 for 9 yards (J.Jenkins).
- 3-6-KC 39(10:30) (Shotgun) M.Ryan pass deep left to J.Jones ran ob at KC 19 for 20 yards (S.Nelson) [T.Hali].
- 1-10-KC 19(9:58) (Shotgun) M.Ryan pass incomplete short right to T.Coleman.
- 2-10-KC 19(9:54) (Shotgun) M.Ryan pass incomplete short middle to T.Coleman (S.Nelson) [T.Hali].
- 3-10-KC 19(9:48) (Shotgun) M.Ryan pass short right to T.Gabriel to KC 10 for 9 yards (S.Nelson).
- 4-1-KC 10(9:00) M.Ryan pass incomplete short right to D.Freeman (F.Zombo).

R19

P20

P21

Kansas City Chiefs at 8:54

- 1-10-KC 10(8:54) A.Smith pass short right to T.Kelce to KC 29 for 19 yards (R.Allen, K.Neal).
- 1-10-KC 29(8:09) S.Ware left end to KC 27 for -2 yards (B.Poole).
- 2-12-KC 27(7:29) (Shotgun) S.Ware left guard to KC 29 for 2 yards (D.Jones).
- Penalty on KC-L.Duvernay-Tardif, Offensive Holding, declined.
- 3-10-KC 29(7:02) (Shotgun) A.Smith pass short right to T.Hill to ATL 46 for 25 yards (K.Neal).
- 1-10-ATL 46(6:16) A.Smith pass short middle to T.Kelce to ATL 41 for 5 yards (D.Jones).
- 2-5-ATL 41(5:37) (Shotgun) S.Ware right tackle to ATL 38 for 3 yards (D.Jones; G.Jarrett).
- 3-2-ATL 38(4:57) (Shotgun) C.West right guard to ATL 37 for 1 yard (V.Beasley).
- Penalty on KC-E.Fisher, Offensive Holding, 10 yards, enforced at ATL 38 - No Play.
- 3-12-ATL 48(4:53) (Shotgun) PENALTY on KC-E.Fisher, False Start, 5 yards, enforced at ATL 48 - No Play.
- 3-17-KC 47(4:16) (Shotgun) PENALTY on ATL-D.Freeney, Defensive Offside, 5 yards, enforced at KC 47 - No Play.
- 3-12-ATL 48(3:58) (Shotgun) A.Smith pass short middle to T.Kelce to ATL 45 for 3 yards (G.Jarrett).
- 4-9-ATL 45(3:18) D.Colquitt punts 45 yards to end zone, Center-J.Winchester, Touchback.

P13

P14

Atlanta Falcons at 3:09

- 1-10-ATL 20(3:09) M.Ryan sacked at ATL 13 for -7 yards (T.Hali).
- 2-17-ATL 13(2:27) M.Ryan pass short left to T.Coleman to ATL 16 for 3 yards (S.Nelson).
- Penalty on KC-C.Jones, Illegal Use of Hands, 5 yards, enforced at ATL 13 - No Play.
- 1-10-ATL 18(2:08) (Shotgun) M.Ryan pass deep left to J.Jones to ATL 39 for 21 yards (E.Berry).
- 1-10-ATL 39(1:30) PENALTY on ATL-J.Hardy, False Start, 5 yards, enforced at ATL 39 - No Play.
- 1-15-ATL 34(1:08) (Shotgun) M.Ryan pass deep right to J.Jones ran ob at KC 46 for 20 yards.
- 1-10-KC 46(:37) T.Coleman right guard to KC 40 for 6 yards (K.Reyes).
- 2-4-KC 40(:20) T.Coleman left tackle to KC 38 for 2 yards (R.Wilson).

X22

P23

P24

END OF QUARTER

	Score	Time Poss	First Downs				Efficiencies	
			R	P	X	T	3 Down	4 Down
Kansas City Chiefs	27	7:53	1	2	0	3	1/3	1/1
Atlanta Falcons	16	7:07	1	4	1	6	1/2	0/1

Fourth Quarter

12/4/2016

Play By Play

Atlanta Falcons continued.

3-2-KC 38	(15:00) D.Freeman left tackle to KC 34 for 4 yards (F.Zombo).	R25
<u>1-10-KC 34</u>	(14:38) (No Huddle) D.Freeman left end to KC 21 for 13 yards (R.Wilson).	R26
<u>1-10-KC 21</u>	(14:12) (No Huddle) D.Freeman left guard to KC 19 for 2 yards (R.Wilson).	
2-8-KC 19	(13:32) T.Coleman right end to KC 20 for -1 yards (D.Johnson, D.Ford).	
3-9-KC 20	(12:46) (Shotgun) <i>PENALTY on KC-D.Ford, Defensive Offside, 5 yards, enforced at KC 20 - No Play.</i>	
3-4-KC 15	(12:33) (Shotgun) M.Ryan pass short left to T.Gabriel to KC 1 for 14 yards (T.Mitchell).	P27
<u>1-1-KC 1</u>	(12:01) D.Freeman right guard for 1 yard, TOUCHDOWN.	R28
(Pass formation) TWO-POINT CONVERSION ATTEMPT. M.Ryan pass to D.Freeman is incomplete. ATTEMPT FAILS.		

KC 27 ATL 22, 11 plays, 80 yards, 2 penalties, 6:12 drive, 3:03 elapsed

M.Bosher kicks 63 yards from ATL 35 to KC 2. D.Thomas to KC 21 for 19 yards (B.Reed).

Kansas City Chiefs at 11:57, (1st play from scrimmage 11:51)

1-10-KC 21	(11:51) J.Reid reported in as eligible. S.Ware right end to KC 26 for 5 yards (T.Jackson).	
2-5-KC 26	(11:10) (Shotgun) A.Smith pass short middle to T.Hill to KC 31 for 5 yards (D.Jones, K.Neal).	P15
<u>1-10-KC 31</u>	(10:26) (Shotgun) A.Smith pass incomplete deep left to C.Conley (J.Collins).	
2-10-KC 31	(10:21) A.Smith pass short middle to A.Wilson to KC 39 for 8 yards (R.Allen; D.Jones).	
3-2-KC 39	(9:40) (Shotgun) A.Smith pass incomplete deep left to S.Ware.	
4-2-KC 39	(9:34) D.Colquitt punts 61 yards to end zone, Center-J.Winchester, Touchback.	

Atlanta Falcons at 9:25

1-10-ATL 20	(9:25) T.Coleman right guard to ATL 27 for 7 yards (R.Wilson).	
2-3-ATL 27	(8:52) T.Coleman left tackle to ATL 31 for 4 yards (D.Sorensen).	R29
<u>1-10-ATL 31</u>	(8:20) T.Coleman right tackle to ATL 36 for 5 yards (J.Houston).	
2-5-ATL 36	(7:43) T.Coleman right end to ATL 40 for 4 yards (D.Johnson).	
Timeout #2 by ATL at 06:57.		
3-1-ATL 40	(6:57) M.Ryan pass short middle to L.Toilolo to KC 18 for 42 yards (F.Zombo).	P30
<u>1-10-KC 18</u>	(6:13) (No Huddle) M.Ryan scrambles left end to KC 17 for 1 yard (J.Jenkins).	
2-9-KC 17	(5:29) (Shotgun) M.Ryan pass incomplete deep middle to A.Robinson (M.Peters).	
3-9-KC 17	(5:24) (Shotgun) M.Ryan scrambles right end ran ob at KC 5 for 12 yards (D.Sorensen).	R31
<u>1-5-KC 5</u>	(4:46) (Shotgun) M.Ryan pass incomplete short middle to J.Hardy.	
2-5-KC 5	(4:37) (Shotgun) M.Ryan pass short middle to A.Robinson for 5 yards, TOUCHDOWN.	P32
(Pass formation) TWO-POINT CONVERSION ATTEMPT. M.Ryan pass to A.Hooper is incomplete. ATTEMPT FAILS. DEFENSIVE TWO-POINT ATTEMPT. E.Berry intercepted the try attempt. ATTEMPT SUCCEEDS.		

KC 29 ATL 28, 10 plays, 80 yards, 4:53 drive, 10:28 elapsed

M.Bosher kicks 64 yards from ATL 35 to KC 1. D.Thomas to KC 19 for 18 yards (K.Ishmael).

PENALTY on KC-T.Smith, Illegal Block Above the Waist, 8 yards, enforced at KC 16.

Kansas City Chiefs at 4:32, (1st play from scrimmage 4:24)

1-10-KC 8	(4:24) S.Ware right end to KC 8 for no gain (D.Campbell).	
2-10-KC 8	(3:42) (Shotgun) A.Smith pass short left to T.Kelce to KC 22 for 14 yards (J.Collins).	P16
<u>1-10-KC 22</u>	(2:56) J.Reid reported in as eligible. S.Ware right tackle to KC 22 for no gain (J.Babineaux).	
2-10-KC 22	(2:14) S.Ware left tackle to KC 26 for 4 yards (D.Jones).	

Two-Minute Warning

3-6-KC 26	(2:00) (Shotgun) A.Smith pass short middle to A.Wilson to KC 36 for 10 yards (R.Allen). ATL-R.Allen was injured during the play.	P17
Timeout #3 by ATL at 01:53.		
<u>1-10-KC 36</u>	(1:53) A.Smith kneels to KC 35 for -1 yards.	
2-11-KC 35	(1:12) A.Smith kneels to KC 34 for -1 yards.	
3-12-KC 34	(:38) A.Smith kneels to KC 33 for -1 yards.	

END OF QUARTER

	Score	Time Poss	First Downs				Efficiencies	
			R	P	X	T	3 Down	4 Down
Kansas City Chiefs	29	7:04	0	3	0	3	1/3	0/0
Atlanta Falcons	28	7:56	5	3	0	8	4/4	0/0

Miscellaneous Statistics Report

Kansas City Chiefs vs Atlanta Falcons 12/4/2016 at Georgia Dome

Ten Longest Plays for Kansas City Chiefs

Yards	Qtr	Play Start	Play Description
55	3	4-1-KC 45	(13:02) (Punt formation) A.Wilson right guard for 55 yards, TOUCHDOWN.
35	1	1-10-ATL 38	(8:34) (Shotgun) A.Smith pass deep left to T.Kelce pushed ob at ATL 3 for 35 yards (K.Neal).
27	2	2-6-ATL 39	(9:52) (Shotgun) A.Smith pass short left to T.Kelce pushed ob at ATL 12 for 27 yards (R.Allen).
25	3	3-10-KC 29	(7:02) (Shotgun) A.Smith pass short right to T.Hill to ATL 46 for 25 yards (K.Neal).
23	1	2-2-KC 31	(4:25) D.Thomas left end pushed ob at ATL 46 for 23 yards (R.Allen).
21	1	1-10-KC 41	(9:15) J.Reid reported in as eligible. A.Smith pass deep left to T.Kelce to ATL 38 for 21 yards (D.Campbell).
21	2	3-11-KC 20	(11:52) (Shotgun) A.Smith pass deep middle to A.Wilson to KC 41 for 21 yards (B.Poole).
19	3	1-10-KC 10	(8:54) A.Smith pass short right to T.Kelce to KC 29 for 19 yards (R.Allen, K.Neal).
16	2	1-10-KC 41	(11:07) J.Reid reported in as eligible. A.Smith pass short middle to T.Kelce to ATL 43 for 16 yards (L.Reynolds).
14	2	1-10-KC 11	(3:17) (Shotgun) A.Smith pass short middle to S.Ware to KC 25 for 14 yards (R.Alford).

Ten Longest Plays for Atlanta Falcons

Yards	Qtr	Play Start	Play Description
42	4	3-1-ATL 40	(6:57) M.Ryan pass short middle to L.Toilolo to KC 18 for 42 yards (F.Zombo).
21	3	1-10-ATL 18	(2:08) (Shotgun) M.Ryan pass deep left to J.Jones to ATL 39 for 21 yards (E.Berry).
20	3	3-6-KC 39	(10:30) (Shotgun) M.Ryan pass deep left to J.Jones ran ob at KC 19 for 20 yards (S.Nelson) [T.Hali].
20	3	1-15-ATL 34	(1:08) (Shotgun) M.Ryan pass deep right to J.Jones ran ob at KC 46 for 20 yards.
18	3	1-10-ATL 39	(12:16) M.Ryan pass short left to M.Sanu to KC 43 for 18 yards (S.Nelson).
17	1	1-10-ATL 46	(13:43) M.Ryan pass deep middle to J.Jones to KC 37 for 17 yards (E.Berry, D.Sorensen).
16	1	1-10-ATL 30	(14:19) M.Ryan pass short right to J.Jones to ATL 46 for 16 yards (D.Johnson).
16	1	2-10-ATL 43	(2:45) M.Ryan pass short right to D.Freeman to KC 41 for 16 yards (R.Parker).
14	2	1-10-ATL 25	(:37) (Shotgun) M.Ryan pass short right to D.Freeman to ATL 39 for 14 yards (D.Sorensen).
14	3	2-10-ATL 25	(12:45) D.Freeman right tackle to ATL 39 for 14 yards (R.Wilson).

Touchdown Scoring Information

		Offense	Defense	Special Teams
VISITOR	Kansas City Chiefs	3	1	0
HOME	Atlanta Falcons	3	0	0

Player Scoring Information

Club	Player	TD	Rush TD	Rec TD	KO TD	Punt TD	Int TD	Fum TD	Misc TD	FG	XP	2Pt Rush	2Pt Rec	Sfty	Points
KC	S.Ware	0	1	1	0	0	0	0	0	0	0	0	0	0	12
KC	A.Wilson	0	1	0	0	0	0	0	0	0	0	0	0	0	6
KC	E.Berry	0	0	0	0	0	1	0	0	0	0	0	0	0	6
KC	C.Santos	0	0	0	0	0	0	0	0	0	3	0	0	0	3
ATL	D.Freeman	0	2	0	0	0	0	0	0	0	0	0	0	0	12
ATL	M.Bryant	0	0	0	0	0	0	0	0	3	1	0	0	0	10
ATL	A.Robinson	0	0	1	0	0	0	0	0	0	0	0	0	0	6

Possession Detail

	First Half		Second Half		Game	
	Visitor	Home	Visitor	Home	Visitor	Home
Largest Lead	7	7	11	1	11	7
Drives Leading	0	2	4	0	4	2
Time of Possession Leading	0:00	7:15	14:57	0:00	14:57	7:15
Largest Deficit	-7	-7	-1	-11	-7	-11
Drives Trailing	3	2	0	3	3	5
Time of Possession Trailing	10:42	0:48	0:00	15:03	10:42	15:51
Times Score Tied Up		1		0		1
Lead Changes		2		2		4

REGULAR SEASON - WEEK 13, GAME 12

National Football League Game Summary

NFL Copyright © 2016 by The National Football League. All rights reserved. This summary and play-by-play is for the express purpose of assisting media in their coverage of the game; any other use of this material is prohibited without the written permission of the National Football League.

Updated: 12/4/2016

Date: Sunday, 12/4/2016

Buffalo Bills at Oakland Raiders

Start Time: 1:05 PM PST

at Oakland-Alameda County Coliseum, Oakland, CA

Game Day Weather

Game Weather: Partly Cloudy

Temp: 59° F (15.0° C) Humidity: 70%, Wind: W 4 mph

Played Outdoor on Turf: Natural Grass

Outdoor Weather: Partly Cloudy,

Officials		
Referee: Vinovich, Bill (52)	Umpire: Stritesky, Bruce (102)	Head Linesman: McKinnely, Phil (110)
Line Judge: Perlman, Mark (9)	Side Judge: Cavaletto, Gary (60)	Field Judge: Banks, Michael (72)
Back Judge: Meyer, Greg (78)	Replay Official: Lewis, Darryll ()	

Lineups			
Buffalo Bills		Oakland Raiders	
Offense	Defense	Offense	Defense
WR 14 S.Watkins	DT 95 K.Williams	WR 15 M.Crabtree	DT 95 J.Ward
LT 77 C.Glenn	NT 99 M.Dareus	LT 72 D.Penn	DE 96 D.Autry
LG 64 R.Incognito	DE 92 A.Washington	LG 70 K.Osemele	NT 90 D.Williams
C 72 R.Groy	OLB 55 J.Hughes	C 61 R.Hudson	DE 52 K.Mack
RG 76 J.Miller	WILL 53 Z.Brown	RG 66 G.Jackson	SLB 51 B.Irvin
RT 79 J.Mills	MIKE 52 P.Brown	RT 77 A.Howard	MLB 54 P.Riley
TE 84 N.O'Leary	OLB 57 L.Alexander	TE 88 C.Walford	WLB 53 M.Smith
QB 5 T.Taylor	CB 29 K.Seymour	WR 89 A.Cooper	LCB 29 D.Amerson
WR 17 J.Hunter	S 27 J.Ihedigbo	QB 4 D.Carr	RCB 21 S.Smith
RB 25 L.McCoy	S 20 C.Graham	RB 28 L.Murray	FS 27 R.Nelson
WR 88 M.Goodwin	CB 24 S.Gilmore	T 74 V.Alexander	CB 38 T.Carrie

Substitutions	Substitutions
K 2 D.Carpenter, QB 3 E.Manuel, P 6 C.Schmidt, WR 13 D.Lewis, WR 15 B.Tate, CB 21 N.Robey-Coleman, RB 22 R.Bush, CB 30 C.White, RB 31 J.Williams, RB 35 M.Gillislee, S 36 J.Meeks, S 38 S.Brown, CB 39 M.Roberson, FB 42 J.Felton, LB 50 R.Humber, LB 51 B.Spikes, LB 56 L.McCray, LS 65 G.Sanborn, C 67 P.Lewis, T 71 C.Kouandjio, TE 87 G.Christian, LB 90 S.Lawson, DE 91 L.Douzable, DT 98 D.Coleman	P 7 M.King, WR 10 S.Roberts, K 11 S.Janikowski, WR 16 J.Holton, WR 18 A.Holmes, S 20 N.Allen, RB 22 T.Jones, CB 23 D.McDonald, RB 30 J.Richard, DB 39 K.McGill, S 41 B.Trawick, S 42 K.Joseph, LB/DE 47 J.Cowser, FB/RB 49 J.Olawale, LB 56 D.Bates, LB 57 C.James, LB 58 T.Adams, LS 59 J.Condo, T 71 M.Watson, G/C 76 J.Feliciano, DT 78 J.Ellis, TE 81 M.Rivera, DE 98 B.Jackson

Did Not Play	Did Not Play
	QB 14 M.McGloin
Not Active	Not Active
QB 7 C.Jones, WR 10 R.Woods, WR 11 P.Harvin, CB 28 R.Darby, TE 82 L.Thomas, TE 85 C.Clay, DE 94 J.Worthy	QB 8 C.Cook, CB 32 A.Hamilton, RB 33 D.Washington, DT 75 D.Latham, G 79 D.Kirkland, LB 91 S.Calhoun, DT 92 S.McGee

Field Goals (made () & missed)						
D.Carpenter	(27)	S.Janikowski	(47)	(41)	(47)	
		1	2	3	4	OT
VISITOR:	Buffalo Bills	3	7	14	0	0
HOME:	Oakland Raiders	3	6	14	15	0
						Total

Scoring Plays						Visitor	Home
Team	Qtr	Time	Play Description (Extra Point) (Drive Info)				
Bills	1	8:02	D.Carpenter 27 yd. Field Goal (10-72, 4:10)			3	0
Raiders	1	4:35	S.Janikowski 47 yd. Field Goal (8-46, 3:27)			3	3
Bills	2	13:28	M.Gillislee 1 yd. run (D.Carpenter kick) (11-80, 6:07)			10	3
Raiders	2	2:56	S.Janikowski 41 yd. Field Goal (11-38, 4:24)			10	6
Raiders	2	0:00	S.Janikowski 47 yd. Field Goal (5-57, 0:30)			10	9
Bills	3	14:03	T.Taylor 12 yd. run (D.Carpenter kick) (2-66, 0:57)			17	9
Bills	3	9:01	M.Gillislee 2 yd. run (D.Carpenter kick) (10-54, 4:10)			24	9
Raiders	3	5:17	M.Crabtree 3 yd. pass from D.Carr (S.Janikowski kick) (9-75, 3:44)			24	16
Raiders	3	0:57	L.Murray 1 yd. run (S.Janikowski kick) (5-38, 3:03)			24	23

REGULAR SEASON - WEEK 13, GAME 12

National Football League Game Summary

NFL Copyright © 2016 by The National Football League. All rights reserved. This summary and play-by-play is for the express purpose of assisting media in their coverage of the game; any other use of this material is prohibited without the written permission of the National Football League. Updated: 12/4/2016

Raiders	4	14:08	A.Cooper 37 yd. pass from D.Carr (S.Janikowski kick) (5-59, 0:40)	24	30
Raiders	4	8:34	L.Murray 3 yd. run (D.Carr-S.Roberts pass) (4-16, 2:11)	24	38
Paid Attendance: 54,759				Time: 3:23	

Buffalo Bills vs Oakland Raiders
12/4/2016 at Oakland-Alameda County Coliseum

Final Individual Statistics

Buffalo Bills

RUSHING	ATT	YDS	AVG	LG	TD
L.McCoy	17	130	7.6	54	0
M.Gillislee	8	49	6.1	29	2
T.Taylor	3	30	10.0	12	1
R.Bush	1	3	3.0	3	0
J.Felton	1	0	0.0	0	0
Total	30	212	7.1	54	3

PASSING	ATT	CMP	YDS	SK/YD	TD	LG	IN	RT
T.Taylor	35	18	191	4/21	0	22	1	55.8
Total	35	18	191	4/21	0	22	1	55.8

PASS RECEIVING	TAR	REC	YDS	AVG	LG	TD
L.McCoy	7	7	61	8.7	16	0
M.Goodwin	8	4	35	8.8	12	0
S.Watkins	9	3	38	12.7	16	0
J.Hunter	4	1	22	22.0	22	0
G.Christian	2	1	14	14.0	14	0
B.Tate	1	1	13	13.0	13	0
N.O'Leary	3	1	8	8.0	8	0
D.Lewis	1	0	0	0.0	0	0
Total	35	18	191	10.6	22	0

INTERCEPTIONS	NO	YDS	AVG	LG	TD
Total	0	0	0	0	0

PUNTING	NO	YDS	AVG	NET	TB	IN20	LG
C.Schmidt	5	199	39.8	36.4	0	1	48
Total	5	199	39.8	36.4	0	1	48

PUNT RETURNS	NO	YDS	AVG	FC	LG	TD
B.Tate	0	0	0.0	1	0	0
[DOWNED]	3	0	0.0	0	0	0
[TOUCHBACK]	1	0	0.0	0	0	0
Total	0	0	0.0	1	0	0

KICKOFF RETURNS	NO	YDS	AVG	FC	LG	TD
B.Tate	4	83	20.8	0	26	0
[TOUCHBACK]	3	0	0.0	0	0	0
Total	4	83	20.8	0	26	0

Oakland Raiders

RUSHING	ATT	YDS	AVG	LG	TD
L.Murray	20	82	4.1	22	2
J.Richard	9	53	5.9	21	0
D.Carr	2	4	2.0	3	0
A.Cooper	1	0	0.0	0	0
Total	32	139	4.3	22	2

PASSING	ATT	CMP	YDS	SK/YD	TD	LG	IN	RT
D.Carr	35	19	260	0/0	2	37	0	97.3
Total	35	19	260	0/0	2	37	0	97.3

PASS RECEIVING	TAR	REC	YDS	AVG	LG	TD
M.Crabtree	11	7	74	10.6	19	1
M.Rivera	5	3	57	19.0	26	0
L.Murray	5	3	23	7.7	10	0
A.Cooper	4	2	59	29.5	37	1
S.Roberts	5	2	18	9.0	14	0
C.Walford	3	1	18	18.0	18	0
T.Jones	1	1	11	11.0	11	0
A.Holmes	1	0	0	0.0	0	0
Total	35	19	260	13.7	37	2

INTERCEPTIONS	NO	YDS	AVG	LG	TD
N.Allen	1	1	1.0	1	0
Total	1	1	1.0	1	0

PUNTING	NO	YDS	AVG	NET	TB	IN20	LG
M.King	5	221	44.2	40.2	1	2	60
Total	5	221	44.2	40.2	1	2	60

PUNT RETURNS	NO	YDS	AVG	FC	LG	TD
J.Richard	2	17	8.5	0	17	0
[OUT OF BOUNDS]	3	0	0.0	0	0	0
Total	2	17	8.5	0	17	0

KICKOFF RETURNS	NO	YDS	AVG	FC	LG	TD
J.Richard	1	22	22.0	0	22	0
[TOUCHBACK]	4	0	0.0	0	0	0
Total	1	22	22.0	0	22	0

Buffalo Bills

FUMBLES	FUM	LOST	OWN-REC	YDS	TD	FORCED	OPP-REC	YDS	TD	OUT-BDS
T.Taylor	1	1	0	0	0	0	0	0	0	0
Total	1	1	0	0	0	0	0	0	0	0

Oakland Raiders

FUMBLES	FUM	LOST	OWN-REC	YDS	TD	FORCED	OPP-REC	YDS	TD	OUT-BDS
K.Mack	0	0	0	0	0	1	1	1	0	0
Total	0	0	0	0	0	1	1	1	0	0

Buffalo Bills vs Oakland Raiders
12/4/2016 at Oakland-Alameda County Coliseum

Final Team Statistics

	Visitor Bills	Home Raiders
TOTAL FIRST DOWNS	24	24
By Rushing	11	8
By Passing	12	13
By Penalty	1	3
THIRD DOWN EFFICIENCY	9-15-60%	5-13-38%
FOURTH DOWN EFFICIENCY	0-0-0%	0-0-0%
TOTAL NET YARDS	382	399
Total Offensive Plays (inc. times thrown passing)	69	67
Average gain per offensive play	5.5	6.0
NET YARDS RUSHING	212	139
Total Rushing Plays	30	32
Average gain per rushing play	7.1	4.3
Tackles for a loss-number and yards	1-2	0-0
NET YARDS PASSING	170	260
Times thrown - yards lost attempting to pass	4-21	0-0
Gross yards passing	191	260
PASS ATTEMPTS-COMPLETIONS-HAD INTERCEPTED	35-18-1	35-19-0
Avg gain per pass play (inc.# thrown passing)	4.4	7.4
KICKOFFS Number-In End Zone-Touchbacks	5-5-4	7-5-3
PUNTS Number and Average	5-39.8	5-44.2
Had Blocked	0	0
FGs - PATs Had Blocked	0-0	0-0
Net Punting Average	36.4	40.2
TOTAL RETURN YARDAGE (Not Including Kickoffs)	0	18
No. and Yards Punt Returns	0-0	2-17
No. and Yards Kickoff Returns	4-83	1-22
No. and Yards Interception Returns	0-0	1-1
PENALTIES Number and Yards	8-73	7-65
FUMBLES Number and Lost	1-1	0-0
TOUCHDOWNS	3	4
Rushing	3	2
Passing	0	2
EXTRA POINTS Made-Attempts	3-3	4-4
Kicking Made-Attempts	3-3	3-3
Passing Made-Attempts	0-0	1-1
FIELD GOALS Made-Attempts	1-1	3-3
RED ZONE EFFICIENCY	3-5-60%	3-4-75%
GOAL TO GO EFFICIENCY	1-2-50%	3-3-100%
SAFETIES	0	0
FINAL SCORE	24	38
TIME OF POSSESSION	30:15	29:45

Buffalo Bills vs Oakland Raiders
12/4/2016 at Oakland-Alameda County Coliseum

Ball Possession And Drive Chart

Buffalo Bills

#	Time Recd	Time Lost	Time Poss	How Ball Obtained	Drive Began	# Play	Yds Gain	Yds Pen	Net Yds	1st Down	Last Scrm	How Given Up
1	12:12	8:02	4:10	Punt	BUF 19	10	72	0	72	4	* OAK 9	Field Goal
2	4:35	13:28	6:07	Kickoff	BUF 20	11	80	0	80	5	* OAK 1	Touchdown
3	10:37	7:20	3:17	Punt	BUF 20	5	18	-10	8	1	BUF 28	Punt
4	2:56	0:30	2:26	Kickoff	BUF 24	6	22	-5	17	1	BUF 41	Punt
5	15:00	14:03	0:57	Kickoff	BUF 34	2	66	0	66	2	* OAK 12	Touchdown
6	13:11	9:01	4:10	Punt	BUF 46	10	49	5	54	5	* OAK 2	Touchdown
7	5:17	4:00	1:17	Kickoff	BUF 14	3	6	0	6	0	BUF 20	Punt
8	0:57	14:48	1:09	Kickoff	BUF 25	3	0	-5	-5	0	BUF 20	Punt
9	14:08	13:06	1:02	Kickoff	BUF 25	3	2	0	2	0	BUF 27	Punt
10	10:53	10:45	0:08	Punt	BUF 4	1	0	0	0	0	BUF 4	Interception
11	8:34	3:20	5:14	Kickoff	BUF 25	13	53	0	53	5	* OAK 17	Fumble
12	0:18	0:00	0:18	Punt	BUF 29	3	14	0	14	1	BUF 29	End of Game

(285) Average BUF 24

Oakland Raiders

#	Time Recd	Time Lost	Time Poss	How Ball Obtained	Drive Began	# Play	Yds Gain	Yds Pen	Net Yds	1st Down	Last Scrm	How Given Up
1	15:00	12:12	2:48	Kickoff	OAK 25	5	10	0	10	1	OAK 35	Punt
2	8:02	4:35	3:27	Kickoff	OAK 25	8	51	-5	46	2	BUF 29	Field Goal
3	13:28	10:37	2:51	Kickoff	OAK 20	4	20	0	20	1	OAK 40	Punt
4	7:20	2:56	4:24	Punt	OAK 39	11	30	8	38	3	* BUF 23	Field Goal
5	0:30	0:00	0:30	Punt	OAK 15	5	57	0	57	3	BUF 28	Field Goal
6	14:03	13:11	0:52	Kickoff	OAK 25	3	1	0	1	0	OAK 26	Punt
7	9:01	5:17	3:44	Kickoff	OAK 25	9	75	0	75	5	* BUF 3	Touchdown
8	4:00	0:57	3:03	Punt	BUF 38	5	38	0	38	3	* BUF 1	Touchdown
9	14:48	14:08	0:40	Punt	OAK 41	5	59	0	59	2	BUF 37	Touchdown
10	13:06	10:53	2:13	Punt	OAK 15	5	26	0	26	1	OAK 41	Punt
11	10:45	8:34	2:11	Interception	BUF 16	4	16	0	16	2	* BUF 3	Touchdown
12	3:20	0:18	3:02	Fumble	OAK 23	6	16	0	16	1	OAK 39	Punt

(399) Average OAK 33

* inside opponent's 20

Time of Possession by Quarter

Visitor	Buffalo Bills	1st	2nd	3rd	4th	OT	Total
Home	Oakland Raiders	8:45	7:15	7:21	6:54		30:15
		6:15	7:45	7:39	8:06		29:45

Kickoff Drive No.-Start Average

Bills: 7 - BUF 24 Raiders: 5 - OAK 24

Final Defensive Statistics

TKL = Tackle AST = Assist COMB = Combined QH=QB Hit IN = Interception PD = Pass Defense FF = Forced Fumble FR = Fumble Recovery

Oakland Raiders	Regular Defensive Plays												Special Teams					Misc			
	TKL	AST	COMB	SK	/ YDS	TFL	QH	IN	PD	FF	FR	TKL	AST	FF	FR	BL	TKL	AST	FF	FR	
P.Riley	8	2	10	0	0	0	0	0	0	0	0	0	0	0	0	0	0	0	0	0	
K.Mack	4	3	7	1	5	1	1	0	1	1	1	0	0	0	0	0	0	0	0	0	
M.Smith	4	2	6	0	0	0	0	0	0	0	0	0	0	0	0	0	0	0	0	0	
D.Amerson	5	0	5	0	0	0	0	0	1	0	0	0	0	0	0	0	0	0	0	0	
S.Smith	5	0	5	0	0	0	0	0	0	0	0	0	0	0	0	0	0	0	0	0	
B.Irvin	4	1	5	1	6	1	1	0	0	0	0	0	0	0	0	0	0	0	0	0	
R.Nelson	2	3	5	0	0	0	0	0	0	0	0	0	0	0	0	0	0	0	0	0	
K.Joseph	3	1	4	0	0	0	0	0	0	0	0	0	0	0	0	0	0	0	0	0	
D.Autry	2	1	3	1	0	0	1	0	0	0	0	0	0	0	0	0	0	0	0	0	
T.Carrie	2	1	3	0	0	0	0	0	1	0	0	0	0	0	0	0	0	0	0	0	
N.Allen	1	2	3	0	0	0	0	1	1	0	0	0	0	0	0	0	0	0	0	0	
J.Ward	1	1	2	0	0	0	1	0	0	0	0	0	0	0	0	0	0	0	0	0	
J.Cowser	1	0	1	1	10	1	1	0	0	0	0	0	0	0	0	0	0	0	0	0	
B.Jackson	1	0	1	0	0	0	0	0	0	0	0	0	0	0	0	0	0	0	0	0	
D.Williams	0	1	1	0	0	0	0	0	0	0	0	0	0	0	0	0	0	0	0	0	
A.Holmes	0	0	0	0	0	0	0	0	0	0	0	0	1	2	0	0	0	0	0	0	
B.Trawick	0	0	0	0	0	0	0	0	0	0	0	0	1	0	0	0	0	0	0	0	
J.Holton	0	0	0	0	0	0	0	0	0	0	0	0	1	0	0	0	0	0	0	0	
D.Bates	0	0	0	0	0	0	0	0	0	0	0	0	0	1	0	0	0	0	0	0	
Total	43	18	61	4	21	3	5	1	4	1	1	3	3	0	0	0	0	0	0	0	

First Half Summary

Scoring Plays					
Team	Qtr	Time	Play Description (Extra Point) (Drive Info)	Visitor	Home
Bills	1	8:02	D.Carpenter 27 yd. Field Goal (10-72, 4:10)	3	0
Raiders	1	4:35	S.Janikowski 47 yd. Field Goal (8-46, 3:27)	3	3
Bills	2	13:28	M.Gillislee 1 yd. run (D.Carpenter kick) (11-80, 6:07)	10	3
Raiders	2	2:56	S.Janikowski 41 yd. Field Goal (11-38, 4:24)	10	6
Raiders	2	0:00	S.Janikowski 47 yd. Field Goal (5-57, 0:30)	10	9

Buffalo Bills									Oakland Raiders										
RUSHING		ATT	YDS	AVG	LG	TD			RUSHING		ATT	YDS	AVG	LG	TD				
L.McCoy		10	50	5.0	14	0			L.Murray		8	41	5.1	22	0				
M.Gillislee		4	39	9.8	29	1			J.Richard		3	12	4.0	8	0				
T.Taylor		1	9	9.0	9	0			D.Carr		1	3	3.0	3	0				
J.Felton		1	0	0.0	0	0			A.Cooper		1	0	0.0	0	0				
Total		16	98	6.1	29	1			Total		13	56	4.3	22	0				
PASSING		ATT	CMP	YDS	SK/YD	TD	LG	IN	RT	PASSING		ATT	CMP	YDS	SK/YD	TD	LG	IN	RT
T.Taylor		13	9	110	2/16	0	22	0	95.0	D.Carr		17	9	112	0/0	0	26	0	73.7
Total		13	9	110	2/16	0	22	0	95.0	Total		17	9	112	0/0	0	26	0	73.7
PASS RECEIVING		TAR	REC	YDS	AVG	LG	TD			PASS RECEIVING		TAR	REC	YDS	AVG	LG	TD		
L.McCoy		3	3	21	7.0	10	0			M.Crabtree		5	3	30	10.0	17	0		
S.Watkins		3	2	32	16.0	16	0			L.Murray		4	3	23	7.7	10	0		
J.Hunter		2	1	22	22.0	22	0			M.Rivera		3	1	26	26.0	26	0		
G.Christian		1	1	14	14.0	14	0			A.Cooper		3	1	22	22.0	22	0		
B.Tate		1	1	13	13.0	13	0			T.Jones		1	1	11	11.0	11	0		
N.O'Leary		1	1	8	8.0	8	0			S.Roberts		1	0	0	0.0	0	0		
M.Goodwin		2	0	0	0.0	0	0												
Total		13	9	110	12.2	22	0			Total		17	9	112	12.4	26	0		

[illegible]

First Half Summary

[illegible]

Play By Play

First Quarter

12/4/2016

BUF wins the coin toss and elects to defer. OAK elects to Receive, and BUF elects to defend the south goal.

D.Carpenter kicks 65 yards from BUF 35 to end zone, Touchback.

OAK Captains: #4 D. Carr, #27 R. Nelson, #28 L. Murry, #52 K. Mack, #56 D. Bates, #61 R. Hudson

BUF Captains: #13 D. Lewis, #39 M. Roberson, #57 L. Alexander, #98 D. Coleman, #99 M. Dareus

Oakland Raiders at 15:00

1-10-OAK 25 (15:00) (Shotgun) V.Alexander reported in as eligible. L.Murray up the middle to OAK 30 for 5 yards (M.Dareus; J.Ihedigbo).

2-5-OAK 30 (14:25) (Shotgun) L.Murray left guard to OAK 30 for no gain (B.Spikes).

3-5-OAK 30 (13:54) (Shotgun) PENALTY on BUF-K.Williams, Neutral Zone Infraction, 5 yards, enforced at OAK 30 - No Play.

X1

1-10-OAK 35 (13:36) (Shotgun) D.Carr pass incomplete short middle to M.Rivera.

2-10-OAK 35 (13:32) (Shotgun) D.Carr pass incomplete short right to M.Rivera.

3-10-OAK 35 (13:25) (Shotgun) D.Carr pass deep middle to A.Cooper to BUF 14 for 51 yards (C.Graham) [L.Alexander].

PENALTY on OAK-A.Howard, Illegal Formation, 5 yards, enforced at OAK 35 - No Play.

3-15-OAK 30 (12:59) (Shotgun) D.Carr pass short middle to L.Murray to OAK 35 for 5 yards (L.Alexander, C.Graham).

4-10-OAK 35 (12:20) M.King punts 46 yards to BUF 19, Center-J.Condo, fair catch by B.Tate.

Buffalo Bills at 12:12

1-10-BUF 19 (12:12) (Shotgun) T.Taylor pass deep left to S.Watkins pushed ob at BUF 35 for 16 yards (S.Smith).

P1

1-10-BUF 35 (11:49) (No Huddle, Shotgun) T.Taylor pass incomplete short middle to J.Hunter.

2-10-BUF 35 (11:45) (Shotgun) T.Taylor pass short right to L.McCoy to BUF 43 for 8 yards (M.Smith).

3-2-BUF 43 (11:10) (Shotgun) T.Taylor pass short right to S.Watkins to OAK 41 for 16 yards (R.Nelson).

P2

1-10-OAK 41 (10:38) (Shotgun) T.Taylor pass short right to L.McCoy pushed ob at OAK 31 for 10 yards (K.Mack). Officials to measure for 1st down - Good

P3

1-10-OAK 31 (10:25) (Shotgun) T.Taylor pass deep right to J.Hunter pushed ob at OAK 9 for 22 yards (D.Amerson).

P4

1-9-OAK 9 (10:00) (Shotgun) L.McCoy up the middle to OAK 6 for 3 yards (P.Riley, R.Nelson).

2-6-OAK 6 (9:27) T.Taylor pass short right to L.McCoy to OAK 3 for 3 yards (P.Riley).

3-3-OAK 3 (8:51) T.Taylor sacked at OAK 9 for -6 yards (B.Irvin).

4-9-OAK 9 (8:06) D.Carpenter 27 yard field goal is GOOD, Center-G.Sanborn, Holder-C.Schmidt.

BUF 3 OAK 0, 10 plays, 72 yards, 4:10 drive, 6:58 elapsed

D.Carpenter kicks 65 yards from BUF 35 to end zone, Touchback.

Oakland Raiders at 8:02

1-10-OAK 25 (8:02) (Shotgun) V.Alexander reported in as eligible. L.Murray left tackle pushed ob at OAK 47 for 22 yards (J.Ihedigbo).

R2

1-10-OAK 47 (7:24) (Shotgun) L.Murray up the middle to OAK 48 for 1 yard (K.Williams, Z.Brown).

2-9-OAK 48 (6:43) (Shotgun) D.Carr pass incomplete short left to A.Cooper.

3-9-OAK 48 (6:39) (Shotgun) D.Carr pass deep middle to M.Rivera to BUF 26 for 26 yards (C.Graham, C.White).

P3

1-10-BUF 26 (5:58) (Shotgun) V.Alexander reported in as eligible. J.Richard left tackle to BUF 19 for 7 yards (C.White).

PENALTY on OAK-V.Alexander, Offensive Holding, 10 yards, enforced at BUF 26 - No Play.

1-20-BUF 36 (5:43) (Shotgun) PENALTY on BUF-J.Hughes, Neutral Zone Infraction, 5 yards, enforced at BUF 36 - No Play.

1-15-BUF 31 (5:30) (Shotgun) V.Alexander reported in as eligible. J.Richard right guard to BUF 29 for 2 yards (P.Brown, L.Douzable).

2-13-BUF 29 (4:50) (Shotgun) D.Carr pass incomplete short right to A.Cooper.

3-13-BUF 29 (4:44) (Shotgun) D.Carr pass incomplete short right to L.Murray.

4-13-BUF 29 (4:40) S.Janikowski 47 yard field goal is GOOD, Center-J.Condo, Holder-M.King.

BUF 3 OAK 3, 8 plays, 46 yards, 1 penalty, 3:27 drive, 10:25 elapsed

S.Janikowski kicks 63 yards from OAK 35 to BUF 2. B.Tate to BUF 20 for 18 yards (A.Holmes; D.Bates).

Buffalo Bills at 4:35, (1st play from scrimmage 4:30)

1-10-BUF 20 (4:30) (Shotgun) L.McCoy right guard to BUF 21 for 1 yard (B.Jackson).

2-9-BUF 21 (3:50) T.Taylor pass short right to G.Christian to BUF 35 for 14 yards (P.Riley, K.Joseph).

P5

1-10-BUF 35 (3:15) (Shotgun) L.McCoy left guard to BUF 36 for 1 yard (P.Riley, K.Mack).

2-9-BUF 36 (2:40) (Shotgun) T.Taylor pass short middle to B.Tate to BUF 49 for 13 yards (T.Carrie).

P6

1-10-BUF 49 (2:04) #3 E.Manuel in at QB. (Shotgun) L.McCoy right end pushed ob at OAK 43 for 8 yards (D.Amerson).

2-2-OAK 43 (1:33) #5 T.Taylor back in at QB. (Shotgun) M.Gillislee right guard pushed ob at OAK 14 for 29 yards (D.Amerson).

R7

1-10-OAK 14 (1:08) (Shotgun) M.Gillislee up the middle to OAK 9 for 5 yards (J.Ward).

2-5-OAK 9 (:30) (Shotgun) L.McCoy right end pushed ob at OAK 5 for 4 yards (K.Joseph).

Buffalo Bills vs Oakland Raiders at Oakland-Alameda County Coliseum								
END OF QUARTER	Score	Time	First Downs				Efficiencies	
		Poss	R	P	X	T	3 Down	4 Down
Buffalo Bills	3	8:45	1	6	0	7	1/2	0/0
Oakland Raiders	3	6:15	1	1	1	3	1/3	0/0

Play By Play

Second Quarter

12/4/2016

Buffalo Bills continued.

3-1-OAK 5	(15:00) (Shotgun) M.Gillislee up the middle to OAK 1 for 4 yards (R.Nelson; J.Ward).	R8
<u>1-1-OAK 1</u>	(14:12) J.Felton up the middle to OAK 1 for no gain (D.Autry; P.Riley).	
2-1-OAK 1	(13:31) M.Gillislee left guard for 1 yard, TOUCHDOWN.	R9
	D.Carpenter extra point is GOOD, Center-G.Sanborn, Holder-C.Schmidt.	

BUF 10 OAK 3, 11 plays, 80 yards, 6:07 drive, 1:32 elapsed
--

D.Carpenter kicks 67 yards from BUF 35 to OAK -2. J.Richard to OAK 20 for 22 yards (L.McCray).

Oakland Raiders at 13:28, (1st play from scrimmage 13:23)

1-10-OAK 20	(13:23) (Shotgun) D.Carr pass short left to T.Jones to OAK 31 for 11 yards (K.Williams).	P4
<u>1-10-OAK 31</u>	(12:44) (Shotgun) V.Alexander reported in as eligible. L.Murray left tackle to OAK 31 for no gain (S.Lawson).	
2-10-OAK 31	(12:12) (Shotgun) D.Carr pass short middle to M.Crabtree to OAK 40 for 9 yards (C.White) [L.Alexander].	
3-1-OAK 40	(11:31) (Shotgun) V.Alexander reported in as eligible. L.Murray up the middle to OAK 40 for no gain (P.Brown).	
4-1-OAK 40	(10:46) M.King punts 60 yards to end zone, Center-J.Condo, Touchback.	

Buffalo Bills at 10:37

1-10-BUF 20	(10:37) (Shotgun) T.Taylor pass short right to N.O'Leary to BUF 28 for 8 yards (S.Smith).	
2-2-BUF 28	(10:02) (Shotgun) L.McCoy right end ran ob at BUF 42 for 14 yards.	R10
<u>1-10-BUF 42</u>	(9:24) (Shotgun) L.McCoy up the middle to BUF 48 for 6 yards (K.Joseph, D.Williams).	
2-4-BUF 48	(8:45) T.Taylor sacked at BUF 38 for -10 yards (J.Cowser).	
3-14-BUF 38	(7:57) T.Taylor scrambles left end ran ob at OAK 41 for 21 yards (S.Smith).	
	PENALTY on BUF-R.Incognito, Offensive Holding, 10 yards, enforced at BUF 38 - No Play.	
3-24-BUF 28	(7:34) (Shotgun) T.Taylor pass incomplete deep left to M.Goodwin.	
4-24-BUF 28	(7:26) C.Schmidt punts 33 yards to OAK 39, Center-G.Sanborn, out of bounds.	

Oakland Raiders at 7:20

1-10-OAK 39	(7:20) (Shotgun) A.Cooper left end to OAK 39 for no gain (S.Gilmore, S.Lawson).	
2-10-OAK 39	(6:42) (Shotgun) L.Murray left guard to 50 for 11 yards (K.Williams, C.White).	R5
<u>1-10-50</u>	(5:55) (Shotgun) L.Murray up the middle to BUF 48 for 2 yards (M.Dareus, K.Williams).	
2-8-BUF 48	(5:30) (No Huddle, Shotgun) D.Carr pass short right to M.Crabtree to BUF 44 for 4 yards (K.Seymour).	
3-4-BUF 44	(5:09) (No Huddle, Shotgun) D.Carr pass incomplete deep left to A.Cooper.	
	PENALTY on BUF-S.Gilmore, Defensive Pass Interference, 23 yards, enforced at BUF 44 - No Play.	X6
<u>1-10-BUF 21</u>	(5:03) (Shotgun) D.Carr pass incomplete deep middle to S.Roberts (C.Graham).	
2-10-BUF 21	(4:57) (Shotgun) J.Richard up the middle to BUF 13 for 8 yards (J.Ihedigbo).	
3-2-BUF 13	(4:14) (Shotgun) J.Richard up the middle to BUF 11 for 2 yards (K.Williams; P.Brown).	R7
<u>1-10-BUF 11</u>	(3:43) (Shotgun) D.Carr pass incomplete short middle to M.Crabtree.	
2-10-BUF 11	(3:39) (Shotgun) D.Carr right end pushed ob at BUF 8 for 3 yards (N.Robey-Coleman).	
3-7-BUF 8	(3:06) (Shotgun) D.Carr pass incomplete short middle to M.Crabtree.	
	PENALTY on OAK-M.Crabtree, Taunting, 15 yards, enforced at BUF 8.	
4-22-BUF 23	(3:01) S.Janikowski 41 yard field goal is GOOD, Center-J.Condo, Holder-M.King.	

BUF 10 OAK 6, 11 plays, 38 yards, 1 penalty, 4:24 drive, 12:04 elapsed
--

S.Janikowski kicks 66 yards from OAK 35 to BUF -1. B.Tate to BUF 24 for 25 yards (B.Trawick, A.Holmes).

Buffalo Bills at 2:56, (1st play from scrimmage 2:50)

1-10-BUF 24	(2:50) L.McCoy left end pushed ob at BUF 30 for 6 yards (K.Joseph).	
2-4-BUF 30	(2:23) (Shotgun) T.Taylor pass incomplete deep right to M.Goodwin.	
3-4-BUF 30	(2:17) (Shotgun) PENALTY on BUF-T.Taylor, Delay of Game, 5 yards, enforced at BUF 30 - No Play.	
3-9-BUF 25	(2:17) (Shotgun) T.Taylor scrambles left end pushed ob at BUF 34 for 9 yards (B.Irvin).	R11

Two-Minute Warning

<u>1-10-BUF 34</u>	(2:00) (Shotgun) L.McCoy right guard to BUF 32 for -2 yards (K.Mack).	
2-12-BUF 32	(1:20) (Shotgun) L.McCoy right tackle to BUF 41 for 9 yards (D.Amerson).	
3-3-BUF 41	(:41) (Shotgun) T.Taylor pass incomplete short right to S.Watkins.	
4-3-BUF 41	(:37) C.Schmidt punts 44 yards to OAK 15, Center-G.Sanborn, out of bounds.	

Oakland Raiders at 0:30

Buffalo Bills vs Oakland Raiders at Oakland-Alameda County Coliseum

1-10-OAK 15	(:30) (Shotgun) D.Carr pass short middle to A.Cooper to OAK 37 for 22 yards (N.Robey-Coleman). Timeout #1 by OAK at 00:23.	P8
<u>1-10-OAK 37</u>	(:23) (Shotgun) D.Carr pass short middle to M.Crabtree to BUF 46 for 17 yards (C.Graham, K.Seymour) [K.Williams]. Timeout #2 by OAK at 00:15.	P9
<u>1-10-BUF 46</u>	(:15) (Shotgun) D.Carr pass short left to L.Murray to BUF 36 for 10 yards (C.Graham).	P10
<u>1-10-BUF 36</u>	(:10) (Shotgun) D.Carr pass short left to L.Murray pushed ob at BUF 28 for 8 yards (S.Gilmore). Timeout #1 by BUF at 00:05.	
2-2-BUF 28	(:05) S.Janikowski 47 yard field goal is GOOD, Center-J.Condo, Holder-M.King.	

BUF 10 OAK 9, 5 plays, 57 yards, 0:30 drive, 15:00 elapsed

END OF QUARTER

	Score	Time Poss	First Downs				Efficiencies	
			R	P	X	T	3 Down	4 Down
Buffalo Bills	10	7:15	4	0	0	4	2/4	0/0
Oakland Raiders	9	7:45	2	4	1	7	1/3	0/0

Play By Play

Third Quarter

12/4/2016

BUF elects to Receive, and OAK elects to defend the North goal.

S.Janikowski kicks 57 yards from OAK 35 to BUF 8. B.Tate pushed ob at BUF 34 for 26 yards (J.Holton).

Buffalo Bills at 15:00, (1st play from scrimmage 14:53)

1-10-BUF 34 (14:53) (Shotgun) L.McCoy left guard to OAK 12 for 54 yards (K.Mack, T.Carrie). R12

1-10-OAK 12 (14:08) (No Huddle, Shotgun) T.Taylor right end for 12 yards, TOUCHDOWN. R13

D.Carpenter extra point is GOOD, Center-G.Sanborn, Holder-C.Schmidt.

BUF 17 OAK 9, 2 plays, 66 yards, 0:57 drive, 0:57 elapsed

D.Carpenter kicks 65 yards from BUF 35 to end zone, Touchback.

Oakland Raiders at 14:03

1-10-OAK 25 (14:03) (Shotgun) D.Carr right end to OAK 26 for 1 yard (K.Seymour).

2-9-OAK 26 (13:34) (Shotgun) D.Carr pass incomplete short right to C.Walford.

3-9-OAK 26 (13:24) (Shotgun) D.Carr pass incomplete short middle to S.Roberts.

4-9-OAK 26 (13:21) M.King punts 28 yards to BUF 46, Center-J.Condo, downed by OAK-C.James.

Buffalo Bills at 13:11

1-10-BUF 46 (13:11) (Shotgun) T.Taylor pass incomplete short middle to B.Tate.

PENALTY on OAK-D.Amerson, Defensive Holding, 5 yards, enforced at BUF 46 - No Play. X14

1-10-OAK 49 (13:07) (Shotgun) T.Taylor pass short left to M.Goodwin ran ob at OAK 38 for 11 yards. P15

1-10-OAK 38 (12:42) (Shotgun) T.Taylor pass incomplete deep left to M.Goodwin.

2-10-OAK 38 (12:33) (Shotgun) L.McCoy up the middle to OAK 29 for 9 yards (M.Smith; N.Allen).

3-1-OAK 29 (12:03) M.Gillislee right guard to OAK 24 for 5 yards (P.Riley; N.Allen). R16

1-10-OAK 24 (11:23) (Shotgun) T.Taylor pass incomplete short left to S.Watkins.

2-10-OAK 24 (11:20) (Shotgun) L.McCoy right guard to OAK 16 for 8 yards (S.Smith).

3-2-OAK 16 (10:43) (Shotgun) T.Taylor pass short right to M.Goodwin to OAK 11 for 5 yards (D.Amerson). P17

1-10-OAK 11 (10:15) (Shotgun) T.Taylor pass short middle to S.Watkins to OAK 5 for 6 yards (T.Carrie).

2-4-OAK 5 (9:36) (Shotgun) M.Gillislee left guard to OAK 2 for 3 yards (P.Riley, R.Nelson). Officials to measure for the 1st down - Short.

3-1-OAK 2 (9:05) (Shotgun) M.Gillislee up the middle for 2 yards, TOUCHDOWN. R18

D.Carpenter extra point is GOOD, Center-G.Sanborn, Holder-C.Schmidt.

BUF 24 OAK 9, 10 plays, 54 yards, 1 penalty, 4:10 drive, 5:59 elapsed

D.Carpenter kicks 65 yards from BUF 35 to end zone, Touchback.

Oakland Raiders at 9:01

1-10-OAK 25 (9:01) (Shotgun) D.Carr pass short middle to C.Walford to OAK 43 for 18 yards (K.Williams). P11

1-10-OAK 43 (8:31) (No Huddle, Shotgun) J.Richard right tackle to OAK 44 for 1 yard (L.Alexander).

2-9-OAK 44 (7:59) (Shotgun) D.Carr pass short right to S.Roberts to BUF 42 for 14 yards (Z.Brown, C.Graham). P12

1-10-BUF 42 (7:30) (No Huddle, Shotgun) D.Carr pass short left to S.Roberts to BUF 38 for 4 yards (S.Gilmore).

2-6-BUF 38 (7:02) (No Huddle, Shotgun) L.Murray up the middle to BUF 24 for 14 yards (K.Williams, L.Alexander). R13

1-10-BUF 24 (6:38) (No Huddle, Shotgun) D.Carr pass deep middle to M.Crabtree to BUF 5 for 19 yards (C.Graham). P14

Timeout #1 by BUF at 06:11.

1-5-BUF 5 (6:11) (Shotgun) M.Watson reported in as eligible. D.Carr pass incomplete short right to M.Crabtree.

2-5-BUF 5 (6:06) (Shotgun) L.Murray left tackle to BUF 3 for 2 yards (M.Dareus; C.Graham).

3-3-BUF 3 (5:22) (Shotgun) D.Carr pass short middle to M.Crabtree for 3 yards, TOUCHDOWN. P15

S.Janikowski extra point is GOOD, Center-J.Condo, Holder-M.King.

BUF 24 OAK 16, 9 plays, 75 yards, 3:44 drive, 9:43 elapsed

S.Janikowski kicks 65 yards from OAK 35 to BUF 0. B.Tate to BUF 14 for 14 yards (A.Holmes).

Buffalo Bills at 5:17, (1st play from scrimmage 5:12)

1-10-BUF 14 (5:12) (Shotgun) Direct snap to L.McCoy. L.McCoy left end to BUF 20 for 6 yards (P.Riley). BUF-L.McCoy was injured during the play.

2-4-BUF 20 (4:55) (Shotgun) Direct snap to M.Gillislee. M.Gillislee up the middle to BUF 20 for no gain (P.Riley, M.Smith).

3-4-BUF 20 (4:13) (Shotgun) T.Taylor pass incomplete short right to S.Watkins.

4-4-BUF 20 (4:09) C.Schmidt punts 35 yards to OAK 45, Center-G.Sanborn. J.Richard to BUF 38 for 17 yards (S.Brown).

Oakland Raiders at 4:00

1-10-BUF 38 (4:00) (Shotgun) D.Carr pass short middle to M.Crabtree to BUF 34 for 4 yards (Z.Brown).

Buffalo Bills vs Oakland Raiders at Oakland-Alameda County Coliseum

2-6-BUF 34	(3:16) (Shotgun) V.Alexander reported in as eligible. J.Richard left guard to BUF 13 for 21 yards (Z.Brown).	R16
<u>1-10-BUF 13</u>	(2:29) (Shotgun) V.Alexander reported in as eligible. J.Richard right tackle to BUF 10 for 3 yards (C.Graham, Z.Brown).	
2-7-BUF 10	(1:46) (Shotgun) D.Carr pass short right to M.Rivera to BUF 1 for 9 yards (Z.Brown).	P17
<u>1-1-BUF 1</u>	(1:01) (Shotgun) L.Murray up the middle for 1 yard, TOUCHDOWN.	R18
S.Janikowski extra point is GOOD, Center-J.Condo, Holder-M.King.		

BUF 24 OAK 23, 5 plays, 38 yards, 3:03 drive, 14:03 elapsed

S.Janikowski kicks 65 yards from OAK 35 to end zone, Touchback.

Buffalo Bills at 0:57

1-10-BUF 25	(:57) (Shotgun) T.Taylor pass incomplete short right to S.Watkins (T.Carrie).
2-10-BUF 25	(:52) (Shotgun) L.McCoy left tackle to BUF 25 for no gain (B.Irvin).
3-10-BUF 25	(:17) (Shotgun) PENALTY on BUF-C.Glenn, False Start, 5 yards, enforced at BUF 25 - No Play.

END OF QUARTER

	Score	Time Poss	First Downs				Efficiencies	
			R	P	X	T	3 Down	4 Down
Buffalo Bills	24	7:21	4	2	1	7	3/4	0/0
Oakland Raiders	23	7:39	3	5	0	8	1/2	0/0

Play By Play

Fourth Quarter

12/4/2016

Buffalo Bills continued.

- 3-15-BUF 20 (15:00) (Shotgun) T.Taylor pass incomplete deep right to S.Watkins (D.Amerson).
 4-15-BUF 20 (14:56) C.Schmidt punts 39 yards to OAK 41, Center-G.Sanborn, out of bounds.

Oakland Raiders at 14:48

- 1-10-OAK 41 (14:48) (Shotgun) V.Alexander reported in as eligible. D.Carr pass incomplete short right to S.Roberts (S.Lawson).
 2-10-OAK 41 (14:44) (Shotgun) D.Carr pass incomplete deep right to M.Crabtree (J.Ihedigbo).
 3-10-OAK 41 (14:37) (Shotgun) D.Carr pass deep right to M.Rivera to BUF 37 for 22 yards (C.White; J.Ihedigbo). P19
1-10-BUF 37 (14:21) (Shotgun) V.Alexander reported in as eligible. D.Carr pass incomplete deep left to A.Holmes.
 2-10-BUF 37 (14:15) (Shotgun) D.Carr pass deep right to A.Cooper for 37 yards, TOUCHDOWN. P20
 S.Janikowski extra point is GOOD, Center-J.Condo, Holder-M.King.

BUF 24 OAK 30, 5 plays, 59 yards, 0:40 drive, 0:52 elapsed
--

S.Janikowski kicks 65 yards from OAK 35 to end zone, Touchback.

Buffalo Bills at 14:08

- 1-10-BUF 25 (14:08) (Shotgun) L.McCoy left guard to BUF 27 for 2 yards (D.Autry, K.Mack).
 2-8-BUF 27 (13:36) (Shotgun) T.Taylor pass incomplete deep right to G.Christian.
 3-8-BUF 27 (13:25) (Shotgun) T.Taylor pass incomplete short right to N.O'Leary.
 4-8-BUF 27 (13:20) C.Schmidt punts 48 yards to OAK 25, Center-G.Sanborn. J.Richard pushed ob at 50 for 25 yards (C.Schmidt).
 PENALTY on OAK-D.Bates, Offensive Holding, 10 yards, enforced at OAK 25.

Oakland Raiders at 13:06

- 1-10-OAK 15 (13:06) (Shotgun) J.Richard left tackle to OAK 22 for 7 yards (Z.Brown; C.Graham).
 2-3-OAK 22 (12:41) (No Huddle, Shotgun) D.Carr pass short right to M.Crabtree to OAK 40 for 18 yards (P.Brown). P21
1-10-OAK 40 (12:06) (Shotgun) V.Alexander reported in as eligible. J.Richard up the middle to OAK 41 for 1 yard (P.Brown).
 Timeout #1 by OAK at 11:17.
 2-9-OAK 41 (11:17) (Shotgun) D.Carr pass incomplete short right to C.Walford.
 3-9-OAK 41 (11:10) (Shotgun) D.Carr pass incomplete short right to L.Murray.
 4-9-OAK 41 (11:06) M.King punts 55 yards to BUF 4, Center-J.Condo, downed by OAK-A.Holmes.

Buffalo Bills at 10:53

- 1-10-BUF 4 (10:53) (Shotgun) T.Taylor pass short left intended for M.Goodwin INTERCEPTED by N.Allen (K.Mack) at BUF 17. N.Allen to BUF 16 for 1 yard (M.Goodwin).

Oakland Raiders at 10:45

- 1-10-BUF 16 (10:45) (Shotgun) L.Murray up the middle to BUF 16 for no gain (L.Alexander).
 2-10-BUF 16 (10:08) (Shotgun) J.Richard up the middle to BUF 8 for 8 yards (J.Ihedigbo; C.Graham).
 Timeout #2 by OAK at 09:20.
 3-2-BUF 8 (9:20) (Shotgun) L.Murray up the middle to BUF 3 for 5 yards (Z.Brown, P.Brown). R22
1-3-BUF 3 (8:37) (Shotgun) V.Alexander reported in as eligible. L.Murray right tackle for 3 yards, TOUCHDOWN. R23
 Shotgun Formation. TWO-POINT CONVERSION ATTEMPT. D.Carr pass to S.Roberts is complete. ATTEMPT SUCCEEDS.

BUF 24 OAK 38, 4 plays, 16 yards, 2:11 drive, 6:26 elapsed
--

S.Janikowski kicks 65 yards from OAK 35 to end zone, Touchback.

Buffalo Bills at 8:34

- 1-10-BUF 25 (8:34) (Shotgun) T.Taylor pass short left to L.McCoy to BUF 29 for 4 yards (P.Riley).
 2-6-BUF 29 (8:07) (No Huddle, Shotgun) T.Taylor pass short left to M.Goodwin to BUF 34 for 5 yards (N.Allen).
 PENALTY on OAK-B.Irvin, Defensive Offside, 5 yards, enforced at BUF 29 - No Play.
 2-1-BUF 34 (7:48) (Shotgun) L.McCoy left guard to BUF 35 for 1 yard (M.Smith). R19
1-10-BUF 35 (7:23) (No Huddle, Shotgun) T.Taylor pass short left to L.McCoy to BUF 41 for 6 yards (M.Smith).
 2-4-BUF 41 (6:58) (No Huddle, Shotgun) T.Taylor pass short left to M.Goodwin to BUF 48 for 7 yards (S.Smith). P20
1-10-BUF 48 (6:31) (No Huddle, Shotgun) T.Taylor sacked at BUF 48 for 0 yards (D.Autry).
 2-10-BUF 48 (5:57) (No Huddle, Shotgun) T.Taylor pass short left to M.Goodwin to OAK 40 for 12 yards (N.Allen). P21
1-10-OAK 40 (5:36) (No Huddle, Shotgun) T.Taylor pass incomplete short right to N.O'Leary.
 2-10-OAK 40 (5:32) (Shotgun) T.Taylor scrambles left end to OAK 31 for 9 yards (S.Smith).
 3-1-OAK 31 (4:57) (No Huddle, Shotgun) R.Bush up the middle to OAK 28 for 3 yards (M.Smith, K.Mack). R22
1-10-OAK 28 (4:25) (No Huddle, Shotgun) T.Taylor pass incomplete deep right to S.Watkins.

Buffalo Bills vs Oakland Raiders at Oakland-Alameda County Coliseum								
2-10-OAK 28	(4:20) (Shotgun) T.Taylor pass incomplete short right to J.Hunter.							
3-10-OAK 28	(4:11) (Shotgun) PENALTY on BUF-B.Tate, False Start, 5 yards, enforced at OAK 28 - No Play.							
3-15-OAK 33	(4:11) (Shotgun) T.Taylor pass short left to L.McCoy to OAK 17 for 16 yards (R.Nelson, B.Irvin).							P23
<u>1-10-OAK 17</u>	(3:29) (No Huddle, Shotgun) T.Taylor sacked at OAK 22 for -5 yards (K.Mack). FUMBLES (K.Mack) [K.Mack], RECOVERED by OAK-K.Mack at OAK 22. K.Mack to OAK 23 for 1 yard (C.Glenn).							
Oakland Raiders at 3:20								
1-10-OAK 23	(3:20) (Shotgun) L.Murray right tackle to OAK 25 for 2 yards (M.Dareus, S.Lawson).							
2-8-OAK 25	(2:36) (Shotgun) L.Murray up the middle to OAK 29 for 4 yards (K.Williams).							
	Timeout #2 by BUF at 02:31.							
3-4-OAK 29	(2:31) (Shotgun) V.Alexander reported in as eligible. L.Murray up the middle to OAK 32 for 3 yards (J.Ihedigbo, P.Brown).							
	Timeout #3 by BUF at 02:27.							
4-1-OAK 32	(2:27) M.King punts 68 yards to end zone, Center-J.Condo, Touchback.							
	PENALTY on BUF-C.White, Roughing the Kicker, 15 yards, enforced at OAK 32 - No Play.							X24
	PENALTY on OAK-M.King, Unsportsmanlike Conduct, 15 yards, enforced between downs.							
<u>1-25-OAK 32</u>	(2:18) (Shotgun) L.Murray right tackle to OAK 34 for 2 yards (D.Coleman, Z.Brown).							
Two-Minute Warning								
2-23-OAK 34	(2:00) (Shotgun) L.Murray right guard to OAK 36 for 2 yards (K.Williams, B.Spikes).							
3-21-OAK 36	(1:14) (Shotgun) L.Murray up the middle to OAK 39 for 3 yards (C.Graham).							
	Timeout #3 by OAK at 00:28.							
4-18-OAK 39	(:28) M.King punts 32 yards to BUF 29, Center-J.Condo, downed by OAK-T.Adams.							
Buffalo Bills at 0:18								
1-10-BUF 29	(:18) (Shotgun) T.Taylor pass incomplete short left to D.Lewis.							
2-10-BUF 29	(:10) (Shotgun) T.Taylor pass incomplete short middle to J.Hunter [J.Ward].							
3-10-BUF 29	(:06) (Shotgun) T.Taylor pass short left to L.McCoy to BUF 43 for 14 yards (B.Irvin).							P24
END OF QUARTER								
	Score	Time Poss	R	P	X	T	3 Down	4 Down
Buffalo Bills	24	6:54	2	4	0	6	3/5	0/0
Oakland Raiders	38	8:06	2	3	1	6	2/5	0/0

Miscellaneous Statistics Report

Buffalo Bills vs Oakland Raiders
12/4/2016 at Oakland-Alameda County Coliseum

Ten Longest Plays for Buffalo Bills

Yards	Qtr	Play Start	Play Description
54	3	1-10-BUF 34	(14:53) (Shotgun) L.McCoy left guard to OAK 12 for 54 yards (K.Mack, T.Carrie).
29	1	2-2-OAK 43	(1:33) #5 T.Taylor back in at QB. (Shotgun) M.Gillislee right guard pushed ob at OAK 14 for 29 yards (D.Amerson).
22	1	1-10-OAK 31	(10:25) (Shotgun) T.Taylor pass deep right to J.Hunter pushed ob at OAK 9 for 22 yards (D.Amerson).
16	1	1-10-BUF 19	(12:12) (Shotgun) T.Taylor pass deep left to S.Watkins pushed ob at BUF 35 for 16 yards (S.Smith).
16	1	3-2-BUF 43	(11:10) (Shotgun) T.Taylor pass short right to S.Watkins to OAK 41 for 16 yards (R.Nelson).
16	4	3-15-OAK 33	(4:11) (Shotgun) T.Taylor pass short left to L.McCoy to OAK 17 for 16 yards (R.Nelson, B.Irvin).
14	1	2-9-BUF 21	(3:50) T.Taylor pass short right to G.Christian to BUF 35 for 14 yards (P.Riley, K.Joseph).
14	2	2-2-BUF 28	(10:02) (Shotgun) L.McCoy right end ran ob at BUF 42 for 14 yards.
14	4	3-10-BUF 29	(:06) (Shotgun) T.Taylor pass short left to L.McCoy to BUF 43 for 14 yards (B.Irvin).
13	1	2-9-BUF 36	(2:40) (Shotgun) T.Taylor pass short middle to B.Tate to BUF 49 for 13 yards (T.Carrie).

Ten Longest Plays for Oakland Raiders

Yards	Qtr	Play Start	Play Description
37	4	2-10-BUF 37	(14:15) (Shotgun) D.Carr pass deep right to A.Cooper for 37 yards, TOUCHDOWN.
26	1	3-9-OAK 48	(6:39) (Shotgun) D.Carr pass deep middle to M.Rivera to BUF 26 for 26 yards (C.Graham, C.White).
22	1	1-10-OAK 25	(8:02) (Shotgun) V.Alexander reported in as eligible. L.Murray left tackle pushed ob at OAK 47 for 22 yards (J.Ihedigbo).
22	2	1-10-OAK 15	(:30) (Shotgun) D.Carr pass short middle to A.Cooper to OAK 37 for 22 yards (N.Robey-Coleman).
22	4	3-10-OAK 41	(14:37) (Shotgun) D.Carr pass deep right to M.Rivera to BUF 37 for 22 yards (C.White; J.Ihedigbo).
21	3	2-6-BUF 34	(3:16) (Shotgun) V.Alexander reported in as eligible. J.Richard left guard to BUF 13 for 21 yards (Z.Brown).
19	3	1-10-BUF 24	(6:38) (No Huddle, Shotgun) D.Carr pass deep middle to M.Crabtree to BUF 5 for 19 yards (C.Graham).
18	3	1-10-OAK 25	(9:01) (Shotgun) D.Carr pass short middle to C.Walford to OAK 43 for 18 yards (K.Williams).
18	4	2-3-OAK 22	(12:41) (No Huddle, Shotgun) D.Carr pass short right to M.Crabtree to OAK 40 for 18 yards (P.Brown).
17	2	1-10-OAK 37	(:23) (Shotgun) D.Carr pass short middle to M.Crabtree to BUF 46 for 17 yards (C.Graham, K.Seymour) [K.Williams].

Touchdown Scoring Information

		Offense	Defense	Special Teams
VISITOR	Buffalo Bills	3	0	0
HOME	Oakland Raiders	4	0	0

Player Scoring Information

Club	Player	TD	Rush TD	Rec TD	KO TD	Punt TD	Int TD	Fum TD	Misc TD	FG	XP	2Pt Rush	2Pt Rec	Sfty	Points
BUF	M.Gillislee	0	2	0	0	0	0	0	0	0	0	0	0	0	12
BUF	T.Taylor	0	1	0	0	0	0	0	0	0	0	0	0	0	6
BUF	D.Carpenter	0	0	0	0	0	0	0	0	1	3	0	0	0	6
OAK	L.Murray	0	2	0	0	0	0	0	0	0	0	0	0	0	12
OAK	S.Janikowski	0	0	0	0	0	0	0	0	3	3	0	0	0	12
OAK	M.Crabtree	0	0	1	0	0	0	0	0	0	0	0	0	0	6
OAK	A.Cooper	0	0	1	0	0	0	0	0	0	0	0	0	0	6
OAK	S.Roberts	0	0	0	0	0	0	0	0	0	0	0	1	0	2

Possession Detail

	First Half		Second Half		Game	
	Visitor	Home	Visitor	Home	Visitor	Home
Largest Lead	7	0	15	14	15	14
Drives Leading	2	0	4	3	6	3
Time of Possession Leading	5:43	0:00	7:33	7:26	13:16	7:26
Largest Deficit	0	-7	-14	-15	-14	-15
Drives Trailing	0	4	4	4	4	8
Time of Possession Trailing	0:00	11:12	6:42	8:19	6:42	19:31
Times Score Tied Up		1		0		1
Lead Changes		2		1		3



CHIEFS

INDIVIDUAL PLAYER STATISTICS

THIS IS CHIEFS KINGDOM

Updated Player Bios

2 Dustin Colquitt

P 6-3

210lbs

34

12

Tennessee

D3-05

DUSTIN COLQUITT - NFL REGULAR SEASON PUNTING STATISTICS

		OPP.						NET					
TEAM	GP	NO.	YDS.	AVG.	RET.	YDS.	YDS.	AVG.	TB	IN20	LG	BK	
2005 Chiefs	16	65	2,564	39.4	23	179	2,285	35.2	5	27	62	0	
2006 Chiefs	16	72	3,178	44.1	33	254	2,824	39.2	5	23	72	0	
2007 Chiefs	16	95	4,322	45.5	50	387	3,755	39.1	9	27	81	1	
2008 Chiefs	14	70	3,110	44.4	28	209	2,741	39.2	8	27	73	0	
2009 Chiefs	16	96	4,361	45.4	41	285	3,956	40.8	6	41	70	1	
2010 Chiefs	16	88	3,908	44.4	42	361	3,347	37.6	10	33	72	1	
2011 Chiefs	16	89	4,084	45.9	36	411	3,573	40.1	5	27	68	0	
2012 Chiefs	16	83	3,887	46.8	27	362	3,385	40.8	7	45	71	0	
2013 Chiefs	16	87	4,005	46.0	38	246	3,539	40.2	11	35	65	1	
2014 Chiefs	16	71	3,164	44.6	29	190	2,874	40.5	5	31	69	0	
2015 Chiefs	16	75	3,333	44.4	26	170	3,063	40.8	5	37	62	0	
2016* Chiefs	12	60	2,778	46.3	26	133	2,485	41.4	8	27	64	0	
NFL TOTALS	186	951	42,694	44.9	399	3,187	37,827	39.6	84	380	81	4	

DUSTIN COLQUITT - NFL PLAYOFF PUNTING STATISTICS

TEAM	GP	NO.	YDS.	AVG.	OPP.		NET		TB	IN20	LG	BK
					RET.	YDS.	YDS.	AVG.				
2006 Chiefs	1	6	314	52.3	3	28	286	47.7	0	1	66	0
2010 Chiefs	1	3	153	51.0	0	0	113	37.7	2	1	54	0
2013 Chiefs	1	2	78	39.0	0	0	78	39.0	0	1	47	0
2015 Chiefs	2	7	288	41.1	1	22	266	38.0	0	5	56	0
NFL TOTALS	5	18	833	46.3	4	50	743	41.3	2	8	66	0

2016 GAME-BY-GAME REGULAR SEASON STATISTICS (CHIEFS)

OPPONENT			OPP					NET					W/L SCORE		
			NO.	YDS.	AVG.	RET.	YDS.	YDS.	AVG	TB	IN20	LG	BK		
09/11	CHARGERS	P	5	197	39.4	2	8	169	33.8	1	1	50	0	W 33-27+	
09/18	at Texans	P	6	285	47.5	4	12	273	45.5	0	3	57	0	L 12-19	
09/25	JETS	P	4	172	43.0	1	12	160	40.0	0	2	48	0	W 24-3	
10/02	at Steelers	P	6	257	42.8	1	4	233	38.8	1	3	58	0	L 14-43	
10/16	at Raiders	P	3	122	40.7	2	13	109	36.3	0	2	46	0	W 26-10	
10/23	SAINTS	P	4	191	47.8	2	10	141	35.3	2	1	60	0	W 27-21	
10/30	at Colts	P	5	245	49.0	2	5	240	48.0	0	3	54	0	W 30-14	
11/06	JAGUARS	P	7	353	50.4	4	34	319	45.6	0	4	59	0	W 19-14	
11/13	at Panthers	P	5	245	49.0	1	9	216	43.2	1	2	64	0	W 20-17	
11/20	BUCCANEERS	P	3	130	43.3	1	13	117	39.0	0	1	58	0	L 17-19	
11/27	at Broncos	P	9	431	47.9	5	14	397	44.1	1	5	61	0	W 30-27+	
12/04	at Falcons	P	3	150	50.0	1	-1	111	37.0	2	0	61	0	W 29-28	
2016 TOTALS			12	60	2,778	46.3	26	133	2,485	41.4	8	27	64	0	9-3

+ - Overtime

4	Nick Foles	QB	6-6	243lbs	27	5	Arizona	FA-16
---	------------	----	-----	--------	----	---	---------	-------

NICK FOLES - NFL REGULAR SEASON PASSING STATISTICS

TEAM	GP GS		ATT.	CMP.	PCT.	YDS				YDS			
						YDS	AVG.	TD	INT.	LG	SK	LST	RATE
2012 Eagles	7	6	265	161	60.8	1,699	6.4	6	5	46	20	131	79.1
2013 Eagles	13	10	317	203	64.0	2,891	9.1	27	2	63t	28	173	119.2
2014 Eagles	8	8	311	186	59.8	2,163	7.0	13	10	68t	9	74	81.4
2015 Rams	11	11	337	190	56.4	2,052	6.1	7	10	68	14	98	69.0
2016*Chiefs	2	1	55	36	65.5	410	7.5	3	0	49	4	34	105.9
CAREER TOTALS	41	36	1,285	776	60.4	9,215	7.2	56	27	68t	75	510	88.1

NICK FOLES - NFL PLAYOFF PASSING STATISTICS

TEAM	GP GS		ATT.	CMP.	PCT.	YDS				YDS			
						YDS	AVG.	TD	INT.	LG	SK	LST	RATE
2012 Eagles	0	0	0	0	0.0	0	0.0	0	0	0	0	0	0.0
2013 Eagles	1	1	33	23	69.7	195	5.9	2	0	40	2	19	105.0
CAREER TOTALS	1	1	33	23	69.7	195	5.9	2	0	40	2	19	105.0

NICK FOLES - NFL REGULAR SEASON RUSHING STATISTICS

TEAM	NO.	YDS.	AVG.	LG	TD
2012 Eagles	11	42	3.8	14	1
2013 Eagles	57	221	3.9	21	3
2014 Eagles	16	68	4.3	14	0
2015 Rams	17	20	1.2	10	1
2016*Chiefs	4	-4	-1.0	0	0
CAREER TOTALS	105	347	3.3	21	5

NICK FOLES - NFL PLAYOFF RUSHING STATISTICS

TEAM	NO.	YDS.	AVG.	LG	TD
2012 Eagles	0	0	0.0	0	0
2013 Eagles	1	3	3.0	3	0
CAREER TOTALS	1	3	3.0	3	0

2016 GAME-BY-GAME REGULAR SEASON STATISTICS (CHIEFS)

OPPONENT	P/S	PASSING											RUSHING				W/L SCORE	
		ATT	CM	PY	YDS	PCT	Y/A	Y/C	TD	INT	LG	SK/YD	RATE	ATT	YDS	LG		TD
09/11 CHARGERS																		W 33-27+
09/18 at Texans																		L 12-19
09/25 JETS																		W 24-3
10/02 at Steelers																		L 14-43
10/16 at Raiders																		W 26-10
10/23 SAINTS																		W 27-21
10/30 at Colts	P	22	16	223	72.7	10.1	13.9	2	0	49	2/16	135.2	1	-1	-1	0	W	30-14
11/06 JAGUARS	S	33	20	187	60.6	5.7	9.4	1	0	24	2/18	86.3	3	-3	-1	0	W	19-14
11/13 at Panthers																		W 20-17
11/20 BUCCANEERS																		L 17-19
11/27 at Broncos																		W 30-27+
12/04 at Falcons																		W 29-28
2016 TOTALS	2-1	55	36	410	65.5	7.5	11.4	3	0	49	4/34	105.9	4	-4	-1	0	9-3	

5 Cairo Santos K 5-8 160lbs 25 3 Tulane CFA-14

CAIRO SANTOS - NFL REGULAR SEASON STATISTICS

TEAM	GP	FGM	FGA	PCT.	LG	XP	XPA	PCT.	BLK	PTS
2014 Chiefs	16	25	30	83.3	53	38	38	100.0	0	113
2015 Chiefs	16	30	37	81.1	53	39	41	95.1	1	129
2016 Chiefs	12	25	28	89.3	54	24	25	96.0	0	99
NFL TOTALS	44	80	95	84.2	54	101	104	97.1	1	341

CAIRO SANTOS - NFL PLAYOFF STATISTICS

TEAM	GP	FGM	FGA	PCT.	LG	XP	XPA	PCT.	BLK	PTS
2015 Chiefs	2	5	5	100.0	49	5	5	100.0	0	20
NFL TOTALS	2	5	5	100.0	49	5	5	100.0	0	20

REGULAR SEASON FIELD-GOAL ACCURACY

TEAM	1-19	PCT.	20-29	PCT.	30-39	PCT.	40-49	PCT.	50+	PCT.
2014 Chiefs	1-1	100.0	10-10	100.0	6-7	85.7	7-10	70.0	1-2	50.0
2015 Chiefs	0-0	0.0	7-8	87.5	10-10	100.0	9-11	81.8	4-8	50.0
2016 Chiefs	0-0	0.0	6-7	85.7	11-12	91.7	6-7	85.7	2-2	100.0
NFL TOTALS	1-1	100.0	23-25	92.0	27-29	93.1	22-28	78.6	7-12	58.3

PLAYOFF FIELD-GOAL ACCURACY

TEAM	1-19	PCT.	20-29	PCT.	30-39	PCT.	40-49	PCT.	50+	PCT.
2015 Chiefs	0-0	0.0	0-0	0.0	3-3	100.0	2-2	100.0	0-0	0.0
NFL TOTALS	0-0	0.0	0-0	0.0	3-3	100.0	2-2	100.0	0-0	0.0

2016 GAME-BY-GAME REGULAR SEASON STATISTICS (CHIEFS)

			FIELD GOALS				EXTRA POINTS				PTS	W/L	SCORE
OPPONENT			FGM	FGA	PCT	LG	XP	XPA	PCT	BLK			
09/11	CHARGERS	P	2	2	100.0	47	3	3	100.0	0	9	W	33-27+
09/18	at Texans	P	4	4	100.0	54	0	0	0.0	0	12	L	12-19
09/25	JETS	P	1	1	100.0	27	3	3	100.0	0	6	W	24-3
10/02	at Steelers	P	0	1	0.0	0	2	2	100.0	0	2	L	14-43
10/16	at Raiders	P	2	3	66.7	44	2	3	66.7	0	8	W	26-10
10/23	SAINTS	P	2	2	100.0	41	3	3	100.0	0	9	W	27-21
10/30	at Colts	P	3	4	75.0	44	3	3	100.0	0	12	W	30-14
11/06	JAGUARS	P	4	4	100.0	51	1	1	100.0	0	13	W	19-14
11/13	at Panthers	P	4	4	100.0	47	0	0	0.0	0	12	W	20-17
11/20	BUCCANEERS	P	1	1	100.0	22	2	2	100.0	0	5	L	17-19
11/27	at Broncos	P	2	2	100.0	37	2	2	100.0	0	8	W	30-27+
12/04	at Falcons	P	0	0	0.0	0	3	4	75.0	1	3	W	29-28
2016 TOTALS			12	25	28	89.3	54	24	26	92.3	1	99	9-3

+ - Overtime

9	Tyler Bray	QB	6-6	215lbs	24	4	Tennessee	CFA-13
---	------------	----	-----	--------	----	---	-----------	--------

TYLER BRAY - NFL REGULAR SEASON PASSING STATISTICS

		YDS								YDS				
TEAM		GP	GS	ATT.	CMP.	PCT.	YDS	AVG.	TD	INT.	LG	SK	LST	RATE
2013	Chiefs	0	0	0	0	0.0	0	0.0	0	0	0	0	0	0.0
2014	Chiefs	0	0	0	0	0.0	0	0.0	0	0	0	0	0	0.0
2015	Chiefs	0	0	0	0	0.0	0	0.0	0	0	0	0	0	0.0
2016*	Chiefs	0	0	0	0	0.0	0	0.0	0	0	0	0	0	0.0
CAREER TOTALS		0	0	0	0	0.0	0	0.0	0	0	0	0	0	0.0

TYLER BRAY - NFL PLAYOFF PASSING STATISTICS

		YDS								YDS				
TEAM		GP	GS	ATT.	CMP.	PCT.	YDS	AVG.	TD	INT.	LG	SK	LST	RATE
2013 Chiefs		0	0	0	0	0.0	0	0.0	0	0	0	0	0	0.0
2014 Chiefs		0	0	0	0	0.0	0	0.0	0	0	0	0	0	0.0
2015 Chiefs		0	0	0	0	0.0	0	0.0	0	0	0	0	0	0.0
CAREER TOTALS		0	0	0	0	0.0	0	0.0	0	0	0	0	0	0.0

TYLER BRAY - NFL REGULAR SEASON RUSHING STATISTICS

TEAM		NO.	YDS.	AVG.	LG	TD
2013	Chiefs	0	0	0.0	0	0
2014	Chiefs	0	0	0.0	0	0
2015	Chiefs	0	0	0.0	0	0
2016*	Chiefs	0	0	0.0	0	0
CAREER TOTALS		0	0	0.0	0	0

TYLER BRAY - NFL PLAYOFF RUSHING STATISTICS

TEAM	NO.	YDS.	AVG.	LG	TD
2013 Chiefs	0	0	0.0	0	0
2014 Chiefs	0	0	0.0	0	0
2015 Chiefs	0	0	0.0	0	0
CAREER TOTALS	0	0	0.0	0	0

2016 GAME-BY-GAME REGULAR SEASON STATISTICS (CHIEFS)

OPPONENT	P/S	PASSING											RUSHING				W/L SCORE
		ATT	CMP	YDS	PCT Y/A	Y/C	TD	INT	LG	SK/YD	RATE	ATT	YDS	LG	TD		
09/11 CHARGERS							INACTIVE									W 33-27+	
09/18 at Texans							INACTIVE									L 12-19	
09/25 JETS							INACTIVE									W 24-3	
10/02 at Steelers							INACTIVE									L 14-43	
10/16 at Raiders							INACTIVE									W 26-10	
10/23 SAINTS							INACTIVE									W 27-21	
10/30 at Colts							INACTIVE									W 30-14	
11/06 JAGUARS							DID NOT PLAY									W 19-14	
11/13 at Panthers							INACTIVE									W 20-17	
11/20 BUCCANEERS							INACTIVE									L 17-19	
11/27 at Broncos							INACTIVE									W 30-27+	
12/04 at Falcons							INACTIVE									W 29-28	
2016 TOTALS	0-0	0	0	0	0.0	0.0	0.0	0	0	0	0/0	0.0	0	0	0	9-3	

10 Tyreek Hill WR 5-10 185lbs 22 R West Alabama D5b-16

TYREEK HILL - NFL REGULAR SEASON STATISTICS

TEAM	GP	GS	RUSHING						RECEIVING					
			NO.	YDS.	AVG.	LG	TD		NO.	YDS	AVG	LG	TD	
2016* Chiefs	12	1	13	87	6.7	18	1		50	481	9.6	49	5	
NFL TOTALS	12	1	13	87	6.7	18	1		50	481	9.6	49	5	

TYREEK HILL - NFL REGULAR SEASON RETURN STATISTICS

TEAM	KICKOFF RETURNS						PUNT RETURNS					
	RET.	YDS.	AVG.	LG	TD		NO.	FC	YDS	AVG	LG	TD
2016 Chiefs	12	342	28.5	86t	1		25	6	374	15.0	50	0
NFL TOTALS	12	342	28.5	86t	1		25	6	374	15.0	50	0

2016 GAME-BY-GAME REGULAR SEASON STATISTICS (CHIEFS)

	OPPONENT	P/S	RECEIVING				RUSHING				W/L	SCORE
			NO	YDS	LG	TD	ATT	YDS	LG	TD		
09/11	CHARGERS	P	1	9	9t	1	0	0	0	0	W	33-27+
09/18	at Texans	P	2	8	5	0	1	-1	-1	0	L	12-19
09/25	JETS	P	3	26	13	0	1	-3	-3	0	W	24-3
10/02	at Steelers	P	5	24	9t	1	1	-2	-2	0	L	14-43
10/16	at Raiders	P	2	20	12	0	0	0	0	0	W	26-10
10/23	SAINTS	P	1	38	38t	1	2	23	18	0	W	27-21
10/30	at Colts	P	5	98	49	1	1	7	7	0	W	30-14
11/06	JAGUARS	P	3	11	5	0	2	21	16	0	W	19-14
11/13	at Panthers	P	10	89	27	0	1	12	12	0	W	20-17
11/20	BUCCANEERS	P	4	53	42	0	1	8	8	0	L	17-19
11/27	at Broncos	P	9	52	11	1	1	3	3t	1	W	30-27+
12/04	at Falcons	S	5	53	25	0	2	19	13	0	W	29-28
2016 TOTALS		12-1	50	481	49	5	13	87	18	1	9-3	

+ - Overtime

11	Alex Smith	QB	6-4	217lbs	32	12	Utah	T (SF)-13
----	------------	----	-----	--------	----	----	------	-----------

ALEX SMITH - NFL REGULAR SEASON PASSING STATISTICS

		YDS							YDS						
TEAM	GP	GS	ATT.	CMP.	PCT.	YDS	AVG.	TD	INT.	LG	SK	LST	RATE		
2005 49ers	9	7	165	84	50.9	875	5.3	1	11	47	29	185	40.8		
2006 49ers	16	16	443	259	58.5	2,901	6.5	16	15	75	36	206	76.0		
2007 49ers	7	7	193	94	48.7	914	4.7	2	4	45	17	121	57.2		
2008 49ers	0	0	0	0	0.0	0	0.0	0	0	0	0	0	0.0		
2009 49ers	12	10	372	225	60.5	2,350	6.3	18	12	73t	22	134	81.5		
2010 49ers	11	10	342	204	59.6	2,370	6.9	14	10	62t	25	140	82.1		
2011 49ers	16	16	445	273	61.3	3,144	7.1	17	5	56t	44	263	90.7		
2012 49ers	10	9	218	153	70.2	1,737	8.0	13	5	55	24	137	104.1		
2013 Chiefs	15	15	508	308	60.6	3,313	6.5	23	7	71t	39	210	89.1		
2014 Chiefs	15	15	464	303	65.3	3,265	7.0	18	6	70t	45	229	93.4		
2015 Chiefs	16	16	470	307	65.3	3,486	7.4	20	7	80t	45	235	95.4		
2016* Chiefs	11	11	371	250	67.4	2,567	6.9	11	4	46t	25	128	92.5		
CAREER TOTALS	138	132	3,991	2,460	61.6	26,922	6.7	153	86	80t	351	1,988	85.4		

ALEX SMITH - NFL PLAYOFF PASSING STATISTICS

TEAM	GP	GS	ATT.	CMP.	PCT.	YDS				TD	INT.	LG	YDS		
						YDS	AVG.						SK	LST	RATE
2007 49ers	0	0	0	0	0.0	0	0.0	0	0	0	0	0	0	0.0	
2008 49ers	0	0	0	0	0.0	0	0.0	0	0	0	0	0	0	0.0	
2011 49ers	2	2	68	36	52.9	495	7.3	5	0	73t	7	53	101.0		
2012 49ers	0	0	0	0	0.0	0	0.0	0	0	0	0	0	0	0.0	
2013 Chiefs	1	1	46	30	65.2	378	8.2	4	0	79t	2	15	119.7		
2015 Chiefs	2	2	72	46	63.9	436	6.1	2	1	48	4	20	84.0		
CAREER TOTALS	5	5	186	112	60.2	1,309	7.0	11	1	79t	13	88	99.1		

ALEX SMITH - NFL REGULAR SEASON RUSHING STATISTICS

TEAM	NO.	YDS.	AVG.	LG	TD
2005 49ers	30	103	3.4	19	0
2006 49ers	43	151	3.5	22	2
2007 49ers	13	89	6.8	25	0
2008 49ers	0	0	0.0	0	0
2009 49ers	24	51	2.1	11	0
2010 49ers	19	60	3.2	12	0
2011 49ers	52	179	3.4	14	2
2012 49ers	31	132	4.3	24	0
2013 Chiefs	76	431	5.7	26	1
2014 Chiefs	49	254	5.2	25	1
2015 Chiefs	84	498	5.9	49	2
2016* Chiefs	30	53	1.8	11t	2
CAREER TOTALS	451	2,001	4.4	49	10

ALEX SMITH - NFL PLAYOFF RUSHING STATISTICS

TEAM	NO.	YDS.	AVG.	LG	TD
2007 49ers	0	0	0.0	0	0
2008 49ers	0	0	0.0	0	0
2011 49ers	7	70	10.0	28t	1
2012 49ers	0	0	0.0	0	0
2013 Chiefs	8	57	7.1	16	0
2015 Chiefs	14	71	5.1	15	0
CAREER TOTALS	29	198	6.8	28t	1

2016 GAME-BY-GAME REGULAR SEASON STATISTICS (CHIEFS)

OPPONENT	P/S	PASSING											RUSHING				W/L SCORE
		ATT	CMP	YDS	PCT	Y/A	Y/C	TD	INT	LG	SK/YD	RATE	ATT	YDS	LG	TD	
09/11 CHARGERS	S	48	34	363	70.8	7.6	10.7	2	1	45	3/33	97.8	4	15	7	1	W 33-27+
09/18 at Texans	S	37	20	186	54.1	5.0	9.3	0	0	34	4/14	68.1	2	2	2	0	L 12-19
09/25 JETS	S	33	25	237	75.8	7.2	9.5	1	0	42	2/16	105.2	3	-3	-1	0	W 24-3
10/02 at Steelers	S	50	30	287	60.0	5.7	9.6	2	1	20	4/17	81.0	1	2	2	0	L 14-43
10/16 at Raiders	S	22	19	224	86.4	10.2	11.8	0	0	38	1/1	109.1	3	-1	1	0	W 26-10
10/23 SAINTS	S	24	17	214	70.8	8.9	12.6	2	0	46t	0/0	126.0	4	7	6	0	W 27-21
10/30 at Colts	S	19	9	127	47.4	6.7	14.1	1	0	23	1/0	87.0	2	9	8	0	W 30-14
11/06 JAGUARS		INACTIVE															W 19-14
11/13 at Panthers	S	38	25	178	65.8	4.7	7.1	0	1	27	3/13	65.5	4	13	6	0	W 20-17
11/20 BUCCANEERS	S	31	24	261	77.4	8.4	10.9	1	1	44	0/0	99.0	2	10	11t	1	L 17-19
11/27 at Broncos	S	44	26	220	59.1	5.0	8.5	1	0	21	6/30	79.7	2	2	3	0	W 30-27+
12/04 at Falcons	S	25	21	270	84.0	10.8	12.9	1	0	35	1/4	125.0	3	-3	-1	0	W 29-28
2016 TOTALS	11-11	371	250	2,567	67.4	6.9	10.3	11	4	46t	25/128	92.5	30	53	11t	2	9-3

+ - Overtime

12	Albert Wilson	WR	5-9	200lbs	24	3	Georgia State	CFA-14
----	---------------	----	-----	--------	----	---	---------------	--------

ALBERT WILSON - NFL REGULAR SEASON STATISTICS

PATRICK MCELROY													
TEAM		GP	GS	RUSHING					RECEIVING				
				NO.	YDS.	AVG.	LG	TD	NO.	YDS	AVG	LG	TD
2014	Chiefs	12	2	0	0	0.0	0	0	16	260	16.3	48	0
2015	Chiefs	14	12	5	26	5.2	8	0	35	451	12.9	44t	2
2016*	Chiefs	12	5	2	50	25.0	55t	1	29	234	8.1	26	2
NFL TOTALS		38	19	7	76	10.9	55t	1	80	945	11.8	48	4

ALBERT WILSON - NFL PLAYOFF STATISTICS

TEAM	GP	GS	RUSHING					RECEIVING				
			NO.	YDS.	AVG.	LG	TD	NO.	YDS	AVG	LG	TD
2015 Chiefs	2	2	2	11	5.5	9	0	7	66	9.4	19	1
NFL TOTALS	2	2	2	11	5.5	9	0	7	66	9.4	19	1

ALBERT WILSON - NFL REGULAR SEASON RETURN STATISTICS

TEAM	KICKOFF RETURNS					PUNT RETURNS					
	RET.	YDS.	AVG.	LG	TD	NO.	FC	YDS	AVG	LG	TD
2014 Chiefs	1	21	21.0	21	0	0	0	0	0.0	0	0
2015 Chiefs	0	0	0.0	0	0	0	0	0	0.0	0	0
2016 Chiefs	0	0	0.0	0	0	0	0	0	0.0	0	0
NFL TOTALS	1	21	21.0	21	0	0	0	0	0.0	0	0

ALBERT WILSON - NFL PLAYOFF RETURN STATISTICS

TEAM	KICKOFF RETURNS					PUNT RETURNS					
	RET.	YDS.	AVG.	LG	TD	NO.	FC	YDS	AVG	LG	TD
2015 Chiefs	0	0	0.0	0	0	0	0	0	0.0	0	0
NFL TOTALS	0	0	0.0	0	0	0	0	0	0.0	0	0

2016 GAME-BY-GAME REGULAR SEASON STATISTICS (CHIEFS)

OPPONENT	P/S	RECEIVING				RUSHING				W/L	SCORE
		NO	YDS	LG	TD	ATT	YDS	LG	TD		
09/11 CHARGERS	S	3	1	3	0	0	0	0	0	W	33-27+
09/18 at Texans	P	2	11	7	0	0	0	0	0	L	12-19
09/25 JETS	P	0	0	0	0	0	0	0	0	W	24-3
10/02 at Steelers	P	5	52	17	0	0	0	0	0	L	14-43
10/16 at Raiders	P	1	26	26	0	0	0	0	0	W	26-10
10/23 SAINTS	P	1	4	4	0	0	0	0	0	W	27-21
10/30 at Colts	S	0	0	0	0	0	0	0	0	W	30-14
11/06 JAGUARS	P	3	42	23t	1	1	-5	-5	0	W	19-14
11/13 at Panthers	S	4	25	10	0	0	0	0	0	W	20-17
11/20 BUCCANEERS	S	4	19	7	1	0	0	0	0	L	17-19
11/27 at Broncos	P	2	6	4	0	0	0	0	0	W	30-27+
12/04 at Falcons	S	4	48	21	0	1	55	55t	1	W	29-28
2016 TOTALS	12-5	29	234	26	2	2	50	55t	1	9-3	

+ - Overtime

DE'ANTHONY THOMAS - NFL REGULAR SEASON STATISTICS

TEAM	GP	GS	RUSHING						RECEIVING				
			NO.	YDS.	AVG.	LG	TD	NO.	YDS	AVG	LG	TD	
2014 Chiefs	12	3	14	113	8.1	26	1	23	156	6.8	30	0	
2015 Chiefs	10	1	9	34	3.8	13	1	17	140	8.2	36	1	
2016* Chiefs	8	0	3	25	8.3	23	0	5	30	6.0	15	0	
NFL TOTALS	30	4	26	172	6.6	26	2	45	326	7.2	36	1	

DE'ANTHONY THOMAS - NFL REGULAR SEASON RETURN STATISTICS

KICKOFF RETURNS													PUNT RETURNS					
TEAM		RET.	YDS.	AVG.	LG	TD	NO.		FC	YDS	AVG	LG	TD					
2014	Chiefs	14	428	30.6	78	0	34	0	405	11.9	81t	1						
2015	Chiefs	6	138	23.0	30	0	29	2	227	7.8	37	0						
2016	Chiefs	10	220	22.0	41	0	0	0	0	0.0	0	0						
NFL TOTALS		30	786	26.2	78	0	63	2	632	10.0	81t	1						

2016 GAME-BY-GAME REGULAR SEASON STATISTICS (CHIEFS)

OPPONENT	P/S	RECEIVING				RUSHING				W/L	SCORE
		NO	YDS	LG	TD	ATT	YDS	LG	TD		
09/11 CHARGERS						INACTIVE				W	33-27+
09/18 at Texans						INACTIVE				L	12-19
09/25 JETS						INACTIVE				W	24-3
10/02 at Steelers						INACTIVE				L	14-43
10/16 at Raiders	P	2	14	8	0	0	0	0	0	W	26-10
10/23 SAINTS	P	2	12	15	0	0	0	0	0	W	27-21
10/30 at Colts	P	0	0	0	0	2	2	3	0	W	30-14
11/06 JAGUARS	P	0	0	0	0	0	0	0	0	W	19-14
11/13 at Panthers	P	0	0	0	0	0	0	0	0	W	20-17
11/20 BUCCANEERS	P	0	0	0	0	0	0	0	0	L	17-19
11/27 at Broncos	P	1	4	4	0	0	0	0	0	W	30-27+
12/04 at Falcons	P	0	0	0	0	1	23	23	0	W	29-28
2016 TOTALS	8-0	5	30	15	0	3	25	23	0	9-3	

+ - Overtime

DEMARCUS ROBINSON - NFL REGULAR SEASON STATISTICS

TEAM	GP	GS	RUSHING					RECEIVING				
			NO.	YDS.	AVG.	LG	TD	NO.	YDS	AVG	LG	TD
2016* Chiefs	12	0	0	0	0.0	0	0	0	0	0.0	0	0
NFL TOTALS	12	0	0	0	0.0	0	0	0	0	0.0	0	0

DEMARCUS ROBINSON - NFL REGULAR SEASON RETURN STATISTICS

TEAM	KICKOFF RETURNS					PUNT RETURNS					
	RET.	YDS.	AVG.	LG	TD	NO.	FC	YDS	AVG	LG	TD
2016 Chiefs	0	0	0.0	0	0	0	0	0	0.0	0	0
NFL TOTALS	0	0	0.0	0	0	0	0	0	0.0	0	0

2016 GAME-BY-GAME REGULAR SEASON STATISTICS (CHIEFS)

OPPONENT	P/S	RECEIVING					RUSHING					W/L	SCORE
		NO	YDS	LG	TD		ATT	YDS	LG	TD			
09/11 CHARGERS	P	0	0	0	0		0	0	0	0		W	33-27+
09/18 at Texans	P	0	0	0	0		0	0	0	0		L	12-19
09/25 JETS	P	0	0	0	0		0	0	0	0		W	24-3
10/02 at Steelers	P	0	0	0	0		0	0	0	0		L	14-43
10/16 at Raiders	P	0	0	0	0		0	0	0	0		W	26-10
10/23 SAINTS	P	0	0	0	0		0	0	0	0		W	27-21
10/30 at Colts	P	0	0	0	0		0	0	0	0		W	30-14
11/06 JAGUARS	P	0	0	0	0		0	0	0	0		W	19-14
11/13 at Panthers	P	0	0	0	0		0	0	0	0		W	20-17
11/20 BUCCANEERS	P	0	0	0	0		0	0	0	0		L	17-19
11/27 at Broncos	P	0	0	0	0		0	0	0	0		W	30-27+
12/04 at Falcons	P	0	0	0	0		0	0	0	0		W	29-28
2016 TOTALS	12-0	0	0	0	0		0	0	0	0		9-3	

+ - Overtime

17 Chris Conley WR 6-3 205lbs 24 2 Georgia D3a-15

CHRIS CONLEY - NFL REGULAR SEASON STATISTICS

TEAM	GP	GS	RUSHING					RECEIVING				
			NO.	YDS.	AVG.	LG	TD	NO.	YDS	AVG	LG	TD
2015 Chiefs	16	5	0	0	0.0	0	0	17	199	11.7	44	1
2016* Chiefs	12	10	0	0	0.0	0	0	34	380	11.2	33	0
NFL TOTALS	28	15	0	0	0.0	0	0	51	579	11.4	44	1

CHRIS CONLEY - NFL PLAYOFF STATISTICS

TEAM	GP	GS	RUSHING					RECEIVING				
			NO.	YDS.	AVG.	LG	TD	NO.	YDS	AVG	LG	TD
2015 Chiefs	2	0	0	0	0.0	0	0	6	42	7.0	16	1
NFL TOTALS	2	0	0	0	0.0	0	0	6	42	7.0	16	1

CHRIS CONLEY - NFL REGULAR SEASON RETURN STATISTICS

TEAM	KICKOFF RETURNS					PUNT RETURNS					
	RET.	YDS.	AVG.	LG	TD	NO.	FC	YDS	AVG	LG	TD
2015 Chiefs	1	14	14.0	14	0	0	0	0	0.0	0	0
2016 Chiefs	0	0	0.0	0	0	0	0	0	0.0	0	0
NFL TOTALS	1	14	14.0	14	0	0	0	0	0.0	0	0

CHRIS CONLEY - NFL PLAYOFF RETURN STATISTICS

TEAM	KICKOFF RETURNS					PUNT RETURNS					
	RET.	YDS.	AVG.	LG	TD	NO.	FC	YDS	AVG	LG	TD
2015 Chiefs	0	0	0.0	0	0	0	0	0	0.0	0	0
NFL TOTALS	0	0	0.0	0	0	0	0	0	0.0	0	0

2016 GAME-BY-GAME REGULAR SEASON STATISTICS (CHIEFS)

OPPONENT	P/S	RECEIVING					RUSHING					W/L	SCORE
		NO	YDS	LG	TD		ATT	YDS	LG	TD			
09/11 CHARGERS	S	4	43	13	0		0	0	0	0		W	33-27+
09/18 at Texans	P	2	15	10	0		0	0	0	0		L	12-19
09/25 JETS	P	3	44	20	0		0	0	0	0		W	24-3
10/02 at Steelers	S	6	70	17	0		0	0	0	0		L	14-43
10/16 at Raiders	S	3	26	13	0		0	0	0	0		W	26-10
10/23 SAINTS	S	2	29	18	0		0	0	0	0		W	27-21
10/30 at Colts	S	3	59	33	0		0	0	0	0		W	30-14
11/06 JAGUARS	S	3	28	12	0		0	0	0	0		W	19-14
11/13 at Panthers	S	1	12	12	0		0	0	0	0		W	20-17
11/20 BUCCANEERS	S	4	28	9	0		0	0	0	0		L	17-19
11/27 at Broncos	S	3	26	13	0		0	0	0	0		W	30-27+
12/04 at Falcons	S	0	0	0	0		0	0	0	0		W	29-28
2016 TOTALS	12-10	34	380	33	0		0	0	0	0		9-3	

+ - Overtime

19 Jeremy Maclin WR 6-0 198lbs 28 8 Missouri UFA-15

JEREMY MACLIN - NFL REGULAR SEASON STATISTICS

TEAM	GP	GS	RUSHING					RECEIVING				
			NO.	YDS.	AVG.	LG	TD	NO.	YDS	AVG	LG	TD
2009 Eagles	15	13	2	-7	-3.5	-1	0	56	773	13.8	56	4
2010 Eagles	16	16	3	36	12.0	14	0	70	964	13.8	83t	10
2011 Eagles	13	13	1	1	1.0	1	0	63	859	13.6	59	5
2012 Eagles	15	15	0	0	0.0	0	0	69	857	12.4	70t	7
2014 Eagles	16	16	0	0	0.0	0	0	85	1,318	15.5	72	10
2015 Chiefs	15	15	3	14	4.7	18	0	87	1,088	12.5	61	8
2016* Chiefs	8	8	1	-1	-1.0	-1	0	30	376	12.5	38	2
NFL TOTALS	98	96	10	43	4.3	18	0	460	6,235	13.6	83t	46

JEREMY MACLIN - NFL PLAYOFF STATISTICS

TEAM	GP	GS	RUSHING					RECEIVING				
			NO.	YDS.	AVG.	LG	TD	NO.	YDS	AVG	LG	TD
2009 Eagles	1	1	0	0	0.0	0	0	7	146	20.9	76t	1
2010 Eagles	1	1	0	0	0.0	0	0	3	73	24.3	44	0
2015 Chiefs	2	2	0	0	0.0	0	0	5	52	10.4	16	0
NFL TOTALS	4	4	0	0	0.0	0	0	15	271	18.1	76t	1

JEREMY MACLIN - NFL REGULAR SEASON RETURN STATISTICS

TEAM	KICKOFF RETURNS					PUNT RETURNS					
	RET.	YDS.	AVG.	LG	TD	NO.	FC	YDS	AVG	LG	TD
2009 Eagles	7	124	17.7	28	0	6	4	30	5.0	27	0
2010 Eagles	1	22	22.0	22	0	3	5	17	5.7	9	0
2011 Eagles	0	0	0.0	0	0	4	3	29	7.3	11	0
2012 Eagles	0	0	0.0	0	0	0	0	0	0.0	0	0
2014 Eagles	0	0	0.0	0	0	2	4	25	12.5	18	0
2015 Chiefs	0	0	0.0	0	0	2	4	13	6.5	11	0
2016 Chiefs	0	0	0.0	0	0	0	0	0	0.0	0	0
NFL TOTALS	8	146	18.3	28	0	17	20	114	6.7	27	0

JEREMY MACLIN - NFL PLAYOFF RETURN STATISTICS

TEAM	KICKOFF RETURNS					PUNT RETURNS					
	RET.	YDS.	AVG.	LG	TD	NO.	FC	YDS	AVG	LG	TD
2009 Eagles	2	41	20.5	21	0	0	0	0	0.0	0	0
2010 Eagles	0	0	0.0	0	0	0	0	0	0.0	0	0
2015 Chiefs	0	0	0.0	0	0	0	0	0	0.0	0	0
NFL TOTALS	2	41	20.5	21	0	0	0	0	0.0	0	0

100-YARD RECEIVING GAMES (17)

DATE	TEAM	NO.	YDS.	AVG.	LG	TD
10/11/09	BUCCANEERS	6	142	23.7	51t	2
01/09/10	at Cowboys	7	146	20.9	76t	1
10/17/10	FALCONS	7	159	22.7	83t	2
11/21/10	GIANTS	9	120	13.3	35	0
09/18/11	at Falcons	13	171	13.2	43	2
10/16/11	at Redskins	5	101	20.2	59	0
01/01/12	REDSKINS	8	105	13.1	29	0
10/14/12	LIONS	6	130	21.7	70t	1
12/09/12	at Buccaneers	9	104	11.6	24	1
12/23/12	REDSKINS	8	116	14.5	38	1
09/21/14	REDSKINS	8	154	19.3	50	1
10/26/14	at Cardinals	12	187	15.6	54t	2
11/02/14	at Texans	6	158	26.3	59t	2
11/27/14	at Cowboys	8	108	13.5	58	0
09/28/15	at Packers	8	141	17.6	61	1
10/04/15	at Bengals	11	148	13.5	44	0
11/29/15	BILLS	9	160	17.8	41t	1

2016 GAME-BY-GAME REGULAR SEASON STATISTICS (CHIEFS)

		P/S	RECEIVING				RUSHING				W/L	SCORE
OPPONENT			NO	YDS	LG	TD	ATT	YDS	LG	TD		
09/11	CHARGERS	S	5	63	22	1	1	-1	-1	0	W	33-27+
09/18	at Texans	S	6	68	17	0	0	0	0	0	L	12-19
09/25	JETS	S	4	35	17	0	0	0	0	0	W	24-3
10/02	at Steelers	S	5	78	20	0	0	0	0	0	L	14-43
10/16	at Raiders	S	3	49	38	0	0	0	0	0	W	26-10
10/23	SAINTS	S	4	40	13	0	0	0	0	0	W	27-21
10/30	at Colts	S	3	43	28	1	0	0	0	0	W	30-14
11/06	JAGUARS	S	0	0	0	0	0	0	0	0	W	19-14
11/13	at Panthers					INACTIVE					W	20-17
11/20	BUCCANEERS					INACTIVE					L	17-19
11/27	at Broncos					INACTIVE					W	30-27+
12/04	at Falcons					INACTIVE					W	29-28
2016 TOTALS		8-8	30	376	38	2	1	-1	-1	0	9-3	

+ - Overtime

20	Steven Nelson	CB	5-11	194lbs	23	2	Oregon State	D3b-15
----	---------------	----	------	--------	----	---	--------------	--------

STEVEN NELSON - NFL REGULAR SEASON STATISTICS

TEAM	GP GS		TACKLES								INTERCEPTIONS					O. FUMB			ST					MISC		
			TK	S	A	TFL	YDS	SK	YDS	QBH	NO	YDS	LG	TD	PD	FF	FR	YDS	TK	S	A	FF	FR	S	A	
2015 Chiefs	12	0	1	1	0	0	0	0.0	0.0	0	0	0	0	0	0	0	0	0	7	7	0	0	0	0	0	
2016 Chiefs	11	11	49	44	5	2	3	0.0	0.0	1	0	0	0	0	11	0	2	0	1	1	0	0	0	0	0	
NFL TOTALS	23	11	50	45	5	2	3	0.0	0.0	1	0	0	0	0	11	0	2	0	8	8	0	0	0	0	0	

STEVEN NELSON - NFL PLAYOFF STATISTICS

TEAM	GP GS		TACKLES							INTERCEPTIONS					O. FUMB			ST					MISC	
			TK	S	A	TFL	YDS	SK	YDS	QBH	NO	YDS	LG	TD	PD	FF	FR	YDS	TK	S	A	FF	FR	S
2015 Chiefs	2	0	0	0	0	0	0	0.0	0.0	0	0	0	0	0	1	0	0	0	0	0	0	0	0	0
NFL TOTALS	2	0	0	0	0	0	0	0.0	0.0	0	0	0	0	0	1	0	0	0	0	0	0	0	0	0

2016 GAME-BY-GAME REGULAR SEASON STATISTICS (CHIEFS)

			TACKLES							INTERCEPTIONS					O. FUMB			ST					MISC		
OPPONENT	TK	S	A	SK	YDS	TFL	YDS	QBH	NO	YDS	LG	TD	PD	FF	FR	YDS	TK	S	A	FF	FR	S	A	SCORE	
09/11 CHARGERS	S	8	8	0	0.0	0.0	1	2	0	0	0	0	0	0	0	0	1	1	0	0	0	0	0	W 33-27+	
09/18 at Texans	S	1	1	0	0.0	0.0	0	0	0	0	0	0	0	0	0	0	0	0	0	0	0	0	0	L 12-19	
09/25 JETS	S	3	3	0	0.0	0.0	0	0	0	0	0	0	0	3	0	0	0	0	0	0	0	0	0	W 24-3	
10/02 at Steelers	S	2	2	0	0.0	0.0	0	0	0	0	0	0	0	0	0	0	0	0	0	0	0	0	0	L 14-43	
10/16 at Raiders	S	3	1	2	0.0	0.0	0	0	0	0	0	0	0	0	0	0	0	0	0	0	0	0	0	W 26-10	
10/23 SAINTS	S	9	8	1	0.0	0.0	0	0	0	0	0	0	0	0	0	0	0	0	0	0	0	0	0	W 27-21	
10/30 at Colts	S	2	2	0	0.0	0.0	0	0	0	0	0	0	0	2	0	0	0	0	0	0	0	0	0	W 30-14	
11/06 JAGUARS	S	2	2	0	0.0	0.0	0	0	1	0	0	0	0	3	0	1	0	0	0	0	0	0	0	W 19-14	
11/13 at Panthers	S	6	4	2	0.0	0.0	1	1	0	0	0	0	1	1	0	0	0	0	0	0	0	0	0	W 20-17	
11/20 BUCCANEERS	S	7	7	0	0.0	0.0	0	0	0	0	0	0	0	1	0	1	0	0	0	0	0	0	0	L 17-19	
11/27 at Broncos										INACTIVE														W 30-27+	
12/04 at Falcons	S	6	6	0	0.0	0.0	0	0	0	0	0	0	1	0	0	0	0	0	0	0	0	0	0		W 29-28
2016 TOTALS	11-11	49	44	5	0.0	0.0	2	3	1	0	0	0	0	11	0	2	0	1	1	0	0	0	0	9-3	

+ - Overtime

21	Eric Murray	DB	5-11	199lbs	22	R	Minnesota	D4b-16
----	-------------	----	------	--------	----	---	-----------	--------

ERIC MURRAY - NFL REGULAR SEASON STATISTICS

TEAM	GPGS	TACKLES									INTERCEPTIONS					O. FUMB			ST					MISC		
		TK	S	A	TFL	YDS	SK	YDS	QBH	NO	YDS	LG	TD	PD	FF	FR	YDS	TK	S	A	FF	FR	S	A		
2016 Chiefs	12 0	0	0	0	0	0	0.0	0.0	0	0	0	0	0	0	0	1	0	5	5	0	0	0	0	0		
NFL TOTALS	12 0	0	0	0	0	0	0.0	0.0	0	0	0	0	0	0	0	1	0	5	5	0	0	0	0	0		

2016 GAME-BY-GAME REGULAR SEASON STATISTICS (CHIEFS)

OPPONENT			TACKLES								INTERCEPTIONS					O. FUMB			ST					MISC		SCORE
			TK	S	A	SK	YDS	TFL	YDS	QBH	NO	YDS	LG	TD	PD	FF	FR	YDS	TK	S	A	FF	FR	S	A	
09/11	CHARGERS	P	0	0	0	0.0	0.0	0	0	0	0	0	0	0	0	0	0	1	1	0	0	0	0	0	W 33-27+	
09/18	at Texans	P	0	0	0	0.0	0.0	0	0	0	0	0	0	0	0	0	0	1	1	0	0	0	0	0	L 12-19	
09/25	JETS	P	0	0	0	0.0	0.0	0	0	0	0	0	0	0	0	1	0	0	0	0	0	0	0	0	W 24-3	
10/02	at Steelers	P	0	0	0	0.0	0.0	0	0	0	0	0	0	0	0	0	0	1	1	0	0	0	0	0	L 14-43	
10/16	at Raiders	P	0	0	0	0.0	0.0	0	0	0	0	0	0	0	0	0	0	0	0	0	0	0	0	0	W 26-10	
10/23	SAINTS	P	0	0	0	0.0	0.0	0	0	0	0	0	0	0	0	0	0	0	0	0	0	0	0	0	W 27-21	
10/30	at Colts	P	0	0	0	0.0	0.0	0	0	0	0	0	0	0	0	0	0	1	1	0	0	0	0	0	W 30-14	
11/06	JAGUARS	P	0	0	0	0.0	0.0	0	0	0	0	0	0	0	0	0	0	0	0	0	0	0	0	0	W 19-14	
11/13	at Panthers	P	0	0	0	0.0	0.0	0	0	0	0	0	0	0	0	0	0	0	0	0	0	0	0	0	W 20-17	
11/20	BUCCANEERS	P	0	0	0	0.0	0.0	0	0	0	0	0	0	0	0	0	0	1	1	0	0	0	0	0	L 17-19	
11/27	at Broncos	P	0	0	0	0.0	0.0	0	0	0	0	0	0	0	0	0	0	0	0	0	0	0	0	0	W 30-27+	
12/04	at Falcons	P	0	0	0	0.0	0.0	0	0	0	0	0	0	0	0	0	0	0	0	0	0	0	0	0	W 29-28	
2016 TOTALS		12-0	0	0	0	0.0	0.0	0	0	0	0	0	0	0	0	1	0	5	5	0	0	0	0	0	9-3	

+ - Overtime

22 Marcus Peters CB 6-0 197lbs 23 2 Washington D1-15

MARCUS PETERS - NFL REGULAR SEASON STATISTICS

TEAM	GP GS	TACKLES									INTERCEPTIONS					O. FUMB			ST					MISC		
		TK	S	A	TFL	YDS	SK	YDS	QBH	NO	YDS	LG	TD	PD	FF	FR	YDS	TK	S	A	FF	FR	S	A		
2015 Chiefs	16 16	60	53	7	2	4	0.0	0.0	0	8	280	90t	2	26	1	0	0	0	0	0	0	0	0	0		
2016 Chiefs	11 11	37	28	9	0	0	0.0	0.0	0	5	47	28	0	16	1	3	31	0	0	0	0	0	0	0		
NFL TOTALS	27 27	97	81	16	2	4	0.0	0.0	0	13	327	90t	2	42	2	3	31	0	0	0	0	0	0	0		

MARCUS PETERS - NFL PLAYOFF STATISTICS

TEAM	GPGS	TACKLES									INTERCEPTIONS					O. FUMB			ST					MISC		
		TK	S	A	TFL	YDS	SK	YDS	QBH	NO	YDS	LG	TD	PD	FF	FR	YDS	TK	S	A	FF	FR	S	A		
2015 Chiefs	2 2	9	6	3	0	0	0.0	0.0	0	1	2	2	0	3	0	0	0	0	0	0	0	0	0	0		
NFL TOTALS	2 2	9	6	3	0	0	0.0	0.0	0	1	2	2	0	3	0	0	0	0	0	0	0	0	0	0		

2016 GAME-BY-GAME REGULAR SEASON STATISTICS (CHIEFS)

OPPONENT		TACKLES								INTERCEPTIONS					O. FUMB			ST					MISC		SCORE		
		TK	S	A	SK	YDS	TFL	YDS	QBH	NO	YDS	LG	TD	PD	FF	FR	YDS	TK	S	A	FF	FR	S	A			
09/11	CHARGERS	S	3	3	0	0.0	0.0	0	0	0	0	0	0	0	0	0	0	0	0	0	0	0	0	0	W 33-27+		
09/18	at Texans	S	7	2	5	0.0	0.0	0	0	0	2	47	28	0	4	0	0	0	0	0	0	0	0	0	L 12-19		
09/25	JETS	S	1	1	0	0.0	0.0	0	0	0	2	0	0	0	2	0	0	0	0	0	0	0	0	0	W 24-3		
10/02	at Steelers	S	4	3	1	0.0	0.0	0	0	0	0	0	0	0	1	0	0	0	0	0	0	0	0	0	L 14-43		
10/16	at Raiders	S	2	1	1	0.0	0.0	0	0	0	1	0	0	0	1	0	0	0	0	0	0	0	0	0	W 26-10		
10/23	SAINTS	S	3	3	0	0.0	0.0	0	0	0	0	0	0	0	0	1	21	0	0	0	0	0	0	0	W 27-21		
10/30	at Colts	S	1	1	0	0.0	0.0	0	0	0	0	0	0	2	0	0	0	0	0	0	0	0	0	0	W 30-14		
11/06	JAGUARS	S	7	7	0	0.0	0.0	0	0	0	0	0	0	0	0	1	0	0	0	0	0	0	0	0	W 19-14		
11/13	at Panthers	S	6	5	1	0.0	0.0	0	0	0	0	0	0	4	1	1	10	0	0	0	0	0	0	0	W 20-17		
11/20	BUCCANEERS		INACTIVE																							L 17-19	
11/27	at Broncos	S	2	1	1	0.0	0.0	0	0	0	0	0	0	0	0	0	0	0	0	0	0	0	0	0	W 30-27+		
12/04	at Falcons	S	1	1	0	0.0	0.0	0	0	0	0	0	0	1	0	0	0	0	0	0	0	0	0	0	W 29-28		
2016 TOTALS	11-11	37	28	9	0.0	0.0	0	0	0	5	47	28	0	16	1	3	31	0	0	0	0	0	0	0	9-3		
+ - Over/total																											

+ - Overtime

23 Phillip Gaines CB 6-0 193lbs 25 3 Rice D3-14

PHILLIP GAINES - NFL REGULAR SEASON STATISTICS

TEAM	GPGS	TACKLES								INTERCEPTIONS					O. FUMB			ST					MISC	
		TK	S	A	TFL	YDS	SK	YDS	QBH	NO	YDS	LG	TD	PD	FF	FR	YDS	TK	S	A	FF	FR	S	A
2014 Chiefs	13	5	17	17	0	2	5	0.0	0.0	1	0	0	0	0	4	0	0	0	3	3	0	0	0	0
2015 Chiefs	3	3	6	5	1	0	0	0.0	0.0	0	0	0	0	0	0	0	0	0	0	0	0	0	0	0
2016 Chiefs	9	5	40	38	2	0	0	0.0	0.0	0	1	0	0	0	7	2	0	0	0	0	0	0	0	0
NFL TOTALS	25	13	63	60	3	2	5	0.0	0.0	1	1	0	0	0	11	2	0	0	3	3	0	0	0	0

PHILLIP GAINES - NFL PLAYOFF STATISTICS

TEAM	GPGS	TACKLES								INTERCEPTIONS					O. FUMB			ST					MISC	
		TK	S	A	TFL	YDS	SK	YDS	QBH	NO	YDS	LG	TD	PD	FF	FR	YDS	TK	S	A	FF	FR	S	A
2015 Chiefs	0	0	0	0	0	0	0.0	0.0	0	0	0	0	0	0	0	0	0	0	0	0	0	0	0	0
NFL TOTALS	0	0	0	0	0	0	0.0	0.0	0	0	0	0	0	0	0	0	0	0	0	0	0	0	0	0

2016 GAME-BY-GAME REGULAR SEASON STATISTICS (CHIEFS)

OPPONENT		TACKLES								INTERCEPTIONS					O. FUMB			ST					MISC		SCORE
		TK	S	A	SK	YDS	TFL	YDS	QBH	NO	YDS	LG	TD	PD	FF	FR	YDS	TK	S	A	FF	FR	S	A	
09/11 CHARGERS	S	4	4	0	0.0	0.0	0	0	0	0	0	0	0	0	0	0	0	0	0	0	0	0	0	0	W 33-27+
09/18 at Texans	S	5	5	0	0.0	0.0	0	0	0	0	0	0	1	0	0	0	0	0	0	0	0	0	0	0	L 12-19
09/25 JETS	S	7	7	0	0.0	0.0	0	0	0	0	0	0	1	0	0	0	0	0	0	0	0	0	0	0	W 24-3
10/02 at Steelers																									L 14-43
10/16 at Raiders	P	2	2	0	0.0	0.0	0	0	0	0	0	0	0	0	0	0	0	0	0	0	0	0	0	0	W 26-10
10/23 SAINTS																									W 27-21
10/30 at Colts	P	4	4	0	0.0	0.0	0	0	0	1	0	0	2	0	0	0	0	0	0	0	0	0	0	0	W 30-14
11/06 JAGUARS	S	7	7	0	0.0	0.0	0	0	0	0	0	0	1	1	0	0	0	0	0	0	0	0	0	0	W 19-14
11/13 at Panthers	P	2	2	0	0.0	0.0	0	0	0	0	0	0	0	0	0	0	0	0	0	0	0	0	0	0	W 20-17
11/20 BUCCANEERS	P	5	4	1	0.0	0.0	0	0	0	0	0	0	0	0	0	0	0	0	0	0	0	0	0	0	L 17-19
11/27 at Broncos	S	4	3	1	0.0	0.0	0	0	0	0	0	0	3	0	0	0	0	0	0	0	0	0	0	0	W 30-27+
12/04 at Falcons																									W 29-28
2016 TOTALS	9-5	40	38	2	0.0	0.0	0	0	0	1	0	0	7	2	0	0	0	0	0	0	0	0	0	0	9-3

+ - Overtime

24 D.J. White DB 5-11 193lbs 23 R Georgia Tech D6a-16

D.J. WHITE - NFL REGULAR SEASON STATISTICS

TEAM	GPGS	TACKLES								INTERCEPTIONS					O. FUMB			ST					MISC	
		TK	S	A	TFL	YDS	SK	YDS	QBH	NO	YDS	LG	TD	PD	FF	FR	YDS	TK	S	A	FF	FR	S	A
2016 Chiefs	9	0	11	10	1	0	0	0.0	0.0	0	1	0	0	0	3	0	0	0	0	0	0	0	0	0
NFL TOTALS	9	0	11	10	1	0	0	0.0	0.0	0	1	0	0	0	3	0	0	0	0	0	0	0	0	0

2016 GAME-BY-GAME REGULAR SEASON STATISTICS (CHIEFS)

OPPONENT		TACKLES								INTERCEPTIONS					O. FUMB			ST					MISC		SCORE
		TK	S	A	SK	YDS	TFL	YDS	QBH	NO	YDS	LG	TD	PD	FF	FR	YDS	TK	S	A	FF	FR	S	A	
09/11 CHARGERS	P	1	1	0	0.0	0.0	0	0	0	0	0	0	0	0	0	0	0	0	0	0	0	0	0	0	W 33-27+
09/18 at Texans	P	0	0	0	0.0	0.0	0	0	0	0	0	0	0	0	0	0	0	0	0	0	0	0	0	0	L 12-19
09/25 JETS	P	0	0	0	0.0	0.0	0	0	0	1	0	0	1	0	0	0	0	0	0	0	0	0	0	0	W 24-3
10/02 at Steelers	P	1	1	0	0.0	0.0	0	0	0	0	0	0	0	0	0	0	0	0	0	0	0	0	0	0	L 14-43
10/16 at Raiders	P	4	3	1	0.0	0.0	0	0	0	0	0	0	1	0	0	0	0	0	0	0	0	0	0	0	W 26-10
10/23 SAINTS	P	5	5	0	0.0	0.0	0	0	0	0	0	0	1	0	0	0	0	0	0	0	0	0	0	0	W 27-21
10/30 at Colts																									W 30-14
11/06 JAGUARS																									W 19-14
11/13 at Panthers																									W 20-17
11/20 BUCCANEERS	P	0	0	0	0.0	0.0	0	0	0	0	0	0	0	0	0	0	0	0	0	0	0	0	0	0	L 17-19
11/27 at Broncos	P	0	0	0	0.0	0.0	0	0	0	0	0	0	0	0	0	0	0	0	0	0	0	0	0	0	W 30-27+
12/04 at Falcons	P	0	0	0	0.0	0.0	0	0	0	0	0	0	0	0	0	0	0	0	0	0	0	0	0	0	W 29-28
2016 TOTALS	9-0	11	10	1	0.0	0.0	0	0	0	1	0	0	3	0	0	0	0	0	0	0	0	0	0	0	9-3

+ - Overtime

27 Kenneth Acker CB 6-0 195lbs 24 3 Southern Methodist T (SF)-16

KENNETH ACKER - NFL REGULAR SEASON STATISTICS																											
TEAM		GP GS		TACKLES							INTERCEPTIONS					O. FUMB			ST					MISC			
				TK	S	A	TFL	YDS	SK	YDS	QBH	NO	YDS	LG	TD	PD	FF	FR	YDS	TK	S	A	FF	FR	S	A	
2014 49ers		0	0	0	0	0	0	0.0	0.0	0	0	0	0	0	0	0	0	0	0	0	0	0	0	0	0		
2015 49ers		15	13	63	53	10	2	6	0.0	0.0	0	3	45	45	0	8	0	0	0	2	2	0	0	0	0		
2016 Chiefs		7	1	14	14	0	0	0	0.0	0.0	0	0	0	0	0	3	0	0	0	1	0	1	0	0	0		
NFL TOTALS		22	14	77	67	10	2	6	0.0	0.0	0	3	45	45	0	11	0	0	0	3	2	1	0	0	0		

[illegible]

2016 GAME-BY-GAME REGULAR SEASON STATISTICS (CHIEFS)																								
OPPONENT		TACKLES							INTERCEPTIONS				O. FUMB			ST				MISC		SCORE		
		TK	S	A	SK	YDS	TFL	YDS	QBH	NO	YDS	LG	TD	PD	FF	FR	YDS	TK	S	A	FF		FR	S
09/11 CHARGERS		INACTIVE																					W 33-27+	
09/18 at Texans		INACTIVE																					L 12-19	
09/25 JETS		INACTIVE																					W 24-3	
10/02 at Steelers	P	0	0	0	0.0	0.0	0	0	0	0	0	0	0	0	0	0	0	0	0	0	0	0	0	L 14-43
10/16 at Raiders		INACTIVE																					W 26-10	
10/23 SAINTS	P	0	0	0	0.0	0.0	0	0	0	0	0	0	0	0	0	0	0	0	0	0	0	0	0	W 27-21
10/30 at Colts	P	0	0	0	0.0	0.0	0	0	0	0	0	0	0	0	0	0	0	0	0	0	0	0	0	W 30-14
11/06 JAGUARS	P	0	0	0	0.0	0.0	0	0	0	0	0	0	0	0	0	0	0	1	0	1	0	0	0	W 19-14
11/13 at Panthers	P	4	4	0	0.0	0.0	0	0	0	0	0	0	0	0	0	0	0	0	0	0	0	0	0	W 20-17
11/20 BUCCANEERS	S	6	6	0	0.0	0.0	0	0	0	0	0	0	1	0	0	0	0	0	0	0	0	0	0	L 17-19
11/27 at Broncos	P	4	4	0	0.0	0.0	0	0	0	0	0	0	2	0	0	0	0	0	0	0	0	0	0	W 30-27+
12/04 at Falcons		DID NOT PLAY																					W 29-28	
2016 TOTALS	7-1	14	14	0	0.0	0.0	0	0	0	0	0	0	3	0	0	0	0	1	0	1	0	0	0	9-3
+ - Overtime																								

+ - Overtime

29	Eric Berry	S	6-0	211lbs	27	7	Tennessee	D1-10
----	------------	---	-----	--------	----	---	-----------	-------

ERIC BERRY - NFL REGULAR SEASON STATISTICS																										
TEAM	GPGS	TACKLES									INTERCEPTIONS					O. FUMB			ST					MISC		
		TK	S	A	TFL	YDS	SK	YDS	QBH	NO	YDS	LG	TD	PD	FF	FR	YDS	TK	S	A	FF	FR	S	A		
2010 Chiefs	16 16	126	82	44	5	0	2.0	11.0	6	4	102	54t	1	13	1	0	0	5	5	0	0	0	0	0		
2011 Chiefs	1 1	0	0	0	0	0	0.0	0.0	0	0	0	0	0	0	0	0	0	0	0	0	0	0	0	0		
2012 Chiefs	16 16	86	73	13	10	0	0.0	0.0	0	1	0	0	0	10	0	0	0	0	0	0	0	0	0	0		
2013 Chiefs	15 15	74	66	8	11	41	3.5	26.5	7	3	134	49	2	11	1	2	24	0	0	0	0	0	0	0		
2014 Chiefs	6 5	37	32	5	0	0	0.0	0.0	1	0	0	0	0	2	0	0	0	0	0	0	0	0	0	0		
2015 Chiefs	16 15	61	55	6	0	0	0.0	0.0	0	2	40	25	0	10	0	0	0	0	0	0	0	0	0	0		
2016 Chiefs	12 12	59	45	14	1	1	0.0	0.0	0	3	79	42t	2	8	0	0	0	0	0	0	0	0	0	0		
NFL TOTALS	82 80	443	353	90	27	42	5.5	37.5	14	13	355	54t	5	54	2	2	24	5	5	0	0	0	0	0		

ERIC BERRY - NFL PLAYOFF STATISTICS																										
TEAM	GP	GS	TACKLES								INTERCEPTIONS					O. FUMB			ST					MISC		
			TK	S	A	TFL	YDS	SK	YDS	QBH	NO	YDS	LG	TD	PD	FF	FR	YDS	TK	S	A	FF	FR	S	A	
2010 Chiefs	1	1	12	11	1	0	0	0.0	0.0	0	0	0	0	0	4	0	0	0	0	0	0	0	0	0		
2011 Chiefs	0	0	0	0	0	0	0	0.0	0.0	0	0	0	0	0	0	0	0	0	0	0	0	0	0	0		
2013 Chiefs	1	1	9	7	2	0	0	0.0	0.0	0	0	0	0	0	0	1	0	0	0	0	0	0	0	0		
2014 Chiefs	0	0	0	0	0	0	0	0.0	0.0	0	0	0	0	0	0	0	0	0	0	0	0	0	0	0		
2015 Chiefs	2	2	10	8	2	1	2	0.0	0.0	0	1	0	0	0	1	0	0	0	0	0	0	0	0	0		
NFL TOTALS	4	4	31	26	5	1	2	0.0	0.0	0	1	0	0	0	5	1	0	0	0	0	0	0	0	0		

2016 GAME-BY-GAME REGULAR SEASON STATISTICS (CHIEFS)

OPPONENT			TACKLES								INTERCEPTIONS								O. FUMB						ST						MISC				SCORE
			TK	S	A	SK	YDS	TFL	YDS	QBH	NO	YDS	LG	TD	PD	FF	FR	YDS	TK	S	A	FF	FR	S	A										
09/11	CHARGERS	S	6	6	0	0.0	0.0	0	0	0	0	0	0	0	0	0	0	0	0	0	0	0	0	0	0	W 33-27									
09/18	at Texans	S	5	2	3	0.0	0.0	0	0	0	0	0	0	0	0	0	0	0	0	0	0	0	0	0	L 12-19										
09/25	JETS	S	3	3	0	0.0	0.0	0	0	0	1	0	0	0	3	0	0	0	0	0	0	0	0	0	W 24-3										
10/02	at Steelers	S	3	3	0	0.0	0.0	0	0	0	0	0	0	0	0	0	0	0	0	0	0	0	0	0	L 14-43										
10/16	at Raiders	S	2	1	1	0.0	0.0	0	0	0	0	0	0	0	0	0	0	0	0	0	0	0	0	0	W 26-10										
10/23	SAINTS	S	8	6	2	0.0	0.0	0	0	0	0	0	0	0	1	0	0	0	0	0	0	0	0	0	W 27-21										
10/30	at Colts	S	3	3	0	0.0	0.0	0	0	0	0	0	0	0	0	0	0	0	0	0	0	0	0	0	W 30-14										
11/06	JAGUARS	S	6	5	1	0.0	0.0	0	0	0	0	0	0	0	1	0	0	0	0	0	0	0	0	0	W 19-14										
11/13	at Panthers	S	9	7	2	0.0	0.0	1	1	0	1	42	42	1	2	0	0	0	0	0	0	0	0	0	W 20-17										
11/20	BUCCANEERS	S	3	2	1	0.0	0.0	0	0	0	0	0	0	0	0	0	0	0	0	0	0	0	0	0	L 17-19										
11/27	at Broncos	S	9	5	4	0.0	0.0	0	0	0	0	0	0	0	0	0	0	0	0	0	0	0	0	0	W 30-27+										
12/04	at Falcons	S	2	2	0	0.0	0.0	0	0	0	1	37	37	1	1	0	0	0	0	0	0	0	0	0	W 29-28										
2016 TOTALS			12-12	59	45	14	0.0	0.0	1	1	0	3	79	42t	2	8	0	0	0	0	0	0	0	0	0	9-3									

+ - Overtime

32 Spencer Ware

RB

5-10

229lbs

25

3

Louisiana State

FA-14

SPENCER WARE - NFL REGULAR SEASON STATISTICS

TEAM	GP	GS	RUSHING						RECEIVING					
			NO.	YDS.	AVG.	LG	TD	NO.	YDS	AVG	LG	TD		
2013 Seahawks	2	0	3	10	3.3	5	0	0	0	0.0	0	0		
2015 Chiefs	11	2	72	403	5.6	52	6	6	5	0.8	5	0		
2016* Chiefs	11	11	163	734	4.5	46	3	27	395	14.6	46t	2		
NFL TOTALS	24	13	238	1,147	4.8	52	9	33	400	12.1	46t	2		

SPENCER WARE - NFL PLAYOFF STATISTICS

TEAM	GP	GS	RUSHING						RECEIVING					
			NO.	YDS.	AVG.	LG	TD	NO.	YDS	AVG	LG	TD		
2013 Seahawks	0	0	0	0	0.0	0	0	0	0	0.0	0	0		
2015 Chiefs	2	0	16	67	4.2	23	1	0	0	0.0	0	0		
NFL TOTALS	2	0	16	67	4.2	23	1	0	0	0.0	0	0		

SPENCER WARE - NFL REGULAR SEASON RETURN STATISTICS

TEAM	KICKOFF RETURNS						PUNT RETURNS					
	RET.	YDS.	AVG.	LG	TD		NO.	FC	YDS	AVG	LG	TD
2013 Seahawks	0	0	0.0	0	0		0	0	0	0.0	0	0
2015 Chiefs	1	14	14.0	14	0		0	0	0	0.0	0	0
2016 Chiefs	0	0	0.0	0	0		0	0	0	0.0	0	0
NFL TOTALS	1	14	14.0	14	0		0	0	0	0.0	0	0

SPENCER WARE - NFL PLAYOFF RETURN STATISTICS

TEAM	KICKOFF RETURNS						PUNT RETURNS					
	RET.	YDS.	AVG.	LG	TD		NO.	FC	YDS	AVG	LG	TD
2013 Seahawks	0	0	0.0	0	0		0	0	0	0.0	0	0
2015 Chiefs	0	0	0.0	0	0		0	0	0	0.0	0	0
NFL TOTALS	0	0	0.0	0	0		0	0	0	0.0	0	0

100-YARD RECEIVING GAMES (1)

DATE	TEAM	NO.	YDS.	AVG.	LG	TD
09/11/16*	CHARGERS	7	129	18.4	45	0

100-YARD RUSHING GAMES (2)

DATE	TEAM	ATT.	YDS.	AVG.	LG	TD
11/29/15	BILLS	19	114	6.0	35	1
10/16/16*	at Raiders	24	131	5.5	45	1

2016 GAME-BY-GAME REGULAR SEASON STATISTICS (CHIEFS)

	OPPONENT	P/S	RECEIVING				RUSHING				W/L	SCORE
			NO	YDS	LG	TD	ATT	YDS	LG	TD		
09/11	CHARGERS	S	7	129	45	0	11	70	14	1	W	33-27+
09/18	at Texans	S	2	48	34	0	10	57	25	0	L	12-19
09/25	JETS	S	1	8	8	0	20	75	17	0	W	24-3
10/02	at Steelers	S	1	14	14	0	13	82	46	0	L	14-43
10/16	at Raiders	S	2	32	30	0	24	131	45	1	W	26-10
10/23	SAINTS	S	2	54	46t	1	17	77	12	0	W	27-21
10/30	at Colts	S	2	28	23	0	7	19	7	0	W	30-14
11/06	JAGUARS		INACTIVE								W	19-14
11/13	at Panthers	S	3	11	5	0	13	61	12	0	W	20-17
11/20	BUCCANEERS	S	2	16	9	0	17	69	15	0	L	17-19
11/27	at Broncos	S	2	32	18	0	17	64	7	0	W	30-27+
12/04	at Falcons	S	3	23	14	1	14	29	8	1	W	29-28
2016 TOTALS		11-11	27	395	46t	2	163	734	46	3	9-3	

+ - Overtime

34	Knile Davis	RB	5-10	227lbs	25	4	Arkansas	D3b-13
----	-------------	----	------	--------	----	---	----------	--------

KNILE DAVIS - NFL REGULAR SEASON STATISTICS

TEAM	GP	GS	RUSHING					RECEIVING				
			NO.	YDS.	AVG.	LG	TD	NO.	YDS	AVG	LG	TD
2013 Chiefs	16	1	70	242	3.5	20	4	11	75	6.8	17	0
2014 Chiefs	16	1	134	463	3.5	48	6	16	147	9.2	70t	1
2015 Chiefs	14	0	28	72	2.6	10	1	2	24	12.0	12	0
2016* Chiefs	8	0	7	14	2.0	6	0	3	21	7.0	11	0
Went from Chiefs to Packers .												
2016* Packers	2	0	5	5	1.0	4	0	2	4	2.0	10	0
NFL TOTALS	56	2	244	796	3.3	48	11	34	271	8.0	70t	1

KNILE DAVIS - NFL PLAYOFF STATISTICS

TEAM	GP	GS	RUSHING					RECEIVING				
			NO.	YDS.	AVG.	LG	TD	NO.	YDS	AVG	LG	TD
2013 Chiefs	1	0	18	67	3.7	13	1	7	33	4.7	13	1
2015 Chiefs	2	0	10	42	4.2	11	0	2	13	6.5	9	0
NFL TOTALS	3	0	28	109	3.9	13	1	9	46	5.1	13	1

KNILE DAVIS - NFL REGULAR SEASON RETURN STATISTICS

TEAM	KICKOFF RETURNS					PUNT RETURNS					
	RET.	YDS.	AVG.	LG	TD	NO.	FC	YDS	AVG	LG	TD
2013 Chiefs	10	321	32.1	108t	1	0	0	0	0.0	0	0
2014 Chiefs	29	829	28.6	99t	1	0	0	0	0.0	0	0
2015 Chiefs	24	603	25.1	54	0	0	0	0	0.0	0	0
2016 Chiefs	9	189	21.0	30	0	0	0	0	0.0	0	0
Went from Chiefs to Packers.											
2016 Packers	1	18	18.0	18	0	0	0	0	0.0	0	0
NFL TOTALS	73	1,960	26.8	108t	2	0	0	0	0.0	0	0

KNILE DAVIS - NFL PLAYOFF RETURN STATISTICS

TEAM	KICKOFF RETURNS					PUNT RETURNS					
	RET.	YDS.	AVG.	LG	TD	NO.	FC	YDS	AVG	LG	TD
2013 Chiefs	0	0	0.0	0	0	0	0	0	0.0	0	0
2015 Chiefs	4	196	49.0	106t	1	0	0	0	0.0	0	0
NFL TOTALS	4	196	49.0	106t	1	0	0	0	0.0	0	0

100-YARD RUSHING GAMES (2)

DATE	TEAM	ATT.	YDS.	AVG.	LG	TD
09/21/14	at Dolphins	32	132	4.1	21t	1
09/29/14	PATRIOTS	16	107	6.7	48	0

2016 GAME-BY-GAME REGULAR SEASON STATISTICS (CHIEFS/PACKERS)

OPPONENT		P/S	RECEIVING				RUSHING				W/L	SCORE
			NO	YDS	LG	TD	ATT	YDS	LG	TD		
09/11	CHARGERS	P	0	0	0	0	0	0	0	0	W	33-27+
09/18	at Texans	P	0	0	0	0	0	0	0	0	L	12-19
09/25	JETS	P	0	0	0	0	0	0	0	0	W	24-3
10/02	at Steelers	P	2	14	11	0	1	-2	-2	0	L	14-43
10/16	at Raiders		INACTIVE								W	26-10
Went from Chiefs to Packers.												
10/20	BEARS	P	0	0	0	0	2	1	1	0	W	26-10
10/30	at Falcons	P	2	4	10	0	3	4	4	0	L	32-33
Went from Packers to Chiefs.												
11/06	JAGUARS	P	1	7	7	0	3	10	6	0	W	19-14
11/13	at Panthers	P	0	0	0	0	0	0	0	0	W	20-17
11/20	BUCCANEERS	P	0	0	0	0	0	0	0	0	L	17-19
11/27	at Broncos	P	0	0	0	0	3	6	3	0	W	30-27+
12/04	at Falcons		INACTIVE								W	29-28
2016 TOTALS		10-0	5	25	11	0	12	19	6	0	8-4	

+ - Overtime

35 Charcandrick West RB 5-10 205lbs 25 3 Abilene Christian CFA-14

CHARCANDRICK WEST - NFL REGULAR SEASON STATISTICS

PATRICK MCELROY													
TEAM		GP	GS	RUSHING					RECEIVING				
				NO.	YDS.	AVG.	LG	TD	NO.	YDS	AVG	LG	TD
2014	Chiefs	6	0	0	0	0.0	0	0	0	0	0.0	0	0
2015	Chiefs	15	9	160	634	4.0	38t	4	20	214	10.7	80t	1
2016*	Chiefs	11	1	52	191	3.7	28	0	22	127	5.8	24	0
NFL TOTALS		32	10	212	825	3.9	38t	4	42	341	8.1	80t	1

CHARCANDRICK WEST - NFL PLAYOFF STATISTICS

TEAM	GP	GS	RUSHING					RECEIVING					
			NO.	YDS.	AVG.	LG	TD	NO.	YDS	AVG	LG	TD	
2014 Chiefs	0	0	0	0	0.0	0	0	0	0	0	0.0	0	0
2015 Chiefs	2	2	25	87	3.5	17	1	3	24	8.0	9	0	0
NFL TOTALS	2	2	25	87	3.5	17	1	3	24	8.0	9	0	0

CHARCANDRICK WEST - NFL REGULAR SEASON RETURN STATISTICS

TEAM	KICKOFF RETURNS					PUNT RETURNS					
	RET.	YDS.	AVG.	LG	TD	NO.	FC	YDS	AVG	LG	TD
2014 Chiefs	0	0	0.0	0	0	0	0	0	0.0	0	0
2015 Chiefs	0	0	0.0	0	0	0	0	0	0.0	0	0
2016 Chiefs	0	0	0.0	0	0	0	0	0	0.0	0	0
NFL TOTALS	0	0	0.0	0	0	0	0	0	0.0	0	0

CHARCANDRICK WEST - NFL PLAYOFF RETURN STATISTICS

TEAM	KICKOFF RETURNS					PUNT RETURNS					
	RET.	YDS.	AVG.	LG	TD	NO.	FC	YDS	AVG	LG	TD
2014 Chiefs	0	0	0.0	0	0	0	0	0	0.0	0	0
2015 Chiefs	0	0	0.0	0	0	0	0	0	0.0	0	0
NFL TOTALS	0	0	0.0	0	0	0	0	0	0.0	0	0

100-YARD RUSHING GAMES (1)

DATE	TEAM	ATT.	YDS.	AVG.	LG	TD
10/25/15	STEELERS	22	110	5.0	36	1

2016 GAME-BY-GAME REGULAR SEASON STATISTICS (CHIEFS)

		P/S	RECEIVING				RUSHING				W/L	SCORE
OPPONENT			NO	YDS	LG	TD	ATT	YDS	LG	TD		
09/11	CHARGERS	P	6	24	7	0	3	-1	8	0	W	33-27+
09/18	at Texans	P	1	2	2	0	6	61	28	0	L	12-19
09/25	JETS	P	3	8	6	0	3	3	2	0	W	24-3
10/02	at Steelers		INACTIVE								L	14-43
10/16	at Raiders	P	0	0	0	0	3	19	8	0	W	26-10
10/23	SAINTS	P	1	3	3	0	4	5	2	0	W	27-21
10/30	at Colts	P	2	8	6	0	14	52	18	0	W	30-14
11/06	JAGUARS	S	3	35	24	0	13	39	14	0	W	19-14
11/13	at Panthers	P	3	5	5	0	2	5	3	0	W	20-17
11/20	BUCCANEERS	P	3	42	17	0	0	0	0	0	L	17-19
11/27	at Broncos	P	0	0	0	0	3	8	4	0	W	30-27+
12/04	at Falcons	P	0	0	0	0	1	0	0	0	W	29-28
2016 TOTALS		11-1	22	127	24	0	52	191	28	0	9-3	

+ - Overtime

38	Ron Parker	DB	6-0	206lbs	29	6	Newberry	W (SEA)-13
----	------------	----	-----	--------	----	---	----------	------------

RON PARKER - NFL REGULAR SEASON STATISTICS

TEAM	GPGS	TK	S	A	TACKLES					INTERCEPTIONS					O. FUMB			ST				MISC		
					TFL	YDS	SK	YDS	QBH	NO	YDS	LG	TD	PD	FF	FR	YDS	TK	S	A	FF	FR	S	A
2011 Raiders	3 0	0	0	0	0	0	0	0.0	0.0	0	0	0	0	0	0	0	0	0	0	0	0	0	0	0
Went from Raiders to Seahawks .																								
2011 Seahawks	2 0	0	0	0	0	0	0	0.0	0.0	0	0	0	0	0	0	0	0	0	0	0	0	0	0	0
2012 Panthers	3 0	0	0	0	0	0	0	0.0	0.0	0	0	0	0	0	0	0	0	1	1	0	0	0	0	0
Went from Panthers to Seahawks .																								
2012 Seahawks	2 0	0	0	0	0	0	0	0.0	0.0	0	0	0	0	0	0	0	0	2	2	0	0	0	0	0
2013 Chiefs	16 1	7	7	0	0	0	0	1.0	3.0	0	2	29	15	0	3	1	2	20	10	10	0	0	1	0
2014 Chiefs	16 15	94	84	10	2	18	1.0	14.0	1	1	10	10	0	12	1	0	0	0	0	0	0	0	0	0
2015 Chiefs	16 16	78	67	11	6	17	5.0	16.0	5	3	5	5	0	12	1	0	0	0	0	0	0	0	0	0
2016 Chiefs	12 12	45	38	7	1	1	0.0	0.0	0	0	0	0	0	8	2	0	0	0	0	0	0	0	0	0
NFL TOTALS	70 44	224	196	28	9	36	7.0	33.0	6	6	44	15	0	35	5	2	20	13	13	0	0	1	0	0

RON PARKER - NFL PLAYOFF STATISTICS

TEAM	GPGS	TACKLES								INTERCEPTIONS						O. FUMB			ST					MISC	
		TK	S	A	TFL	YDS	SK	YDS	QBH	NO	YDS	LG	TD	PD	FF	FR	YDS	TK	S	A	FF	FR	S	A	
2013 Chiefs	1 0	0	0	0	0	0	0.0	0.0	0	0	0	0	0	0	0	0	0	1	1	0	0	0	0	0	
2015 Chiefs	2 2	10	6	4	0	0	0.0	0.0	0	0	0	0	0	0	0	0	0	0	0	0	0	0	0	0	
NFL TOTALS	3 2	10	6	4	0	0	0.0	0.0	0	0	0	0	0	0	0	0	0	1	1	0	0	0	0	0	

2016 GAME-BY-GAME REGULAR SEASON STATISTICS (CHIEFS)

OPPONENT			TACKLES								INTERCEPTIONS					O. FUMB			ST					MISC		SCORE
			TK	S	A	SK	YDS	TFL	YDS	QBH	NO	YDS	LG	TD	PD	FF	FR	YDS	TK	S	A	FF	FR	S	A	
09/11	CHARGERS	S	4	3	1	0.0	0.0	0	0	0	0	0	0	1	0	0	0	0	0	0	0	0	0	0	W 33-27+	
09/18	at Texans	S	5	3	2	0.0	0.0	1	1	0	0	0	0	1	0	0	0	0	0	0	0	0	0	0	L 12-19	
09/25	JETS	S	3	3	0	0.0	0.0	0	0	0	0	0	0	2	0	0	0	0	0	0	0	0	0	0	W 24-3	
10/02	at Steelers	S	2	1	1	0.0	0.0	0	0	0	0	0	0	0	0	0	0	0	0	0	0	0	0	0	L 14-43	
10/16	at Raiders	S	5	4	1	0.0	0.0	0	0	0	0	0	0	1	0	0	0	0	0	0	0	0	0	0	W 26-10	
10/23	SAINTS	S	7	7	0	0.0	0.0	0	0	0	0	0	0	1	2	0	0	0	0	0	0	0	0	0	W 27-21	
10/30	at Colts	S	3	2	1	0.0	0.0	0	0	0	0	0	0	0	0	0	0	0	0	0	0	0	0	0	W 30-14	
11/06	JAGUARS	S	2	2	0	0.0	0.0	0	0	0	0	0	0	1	0	0	0	0	0	0	0	0	0	0	W 19-14	
11/13	at Panthers	S	4	4	0	0.0	0.0	0	0	0	0	0	0	0	0	0	0	0	0	0	0	0	0	0	W 20-17	
11/20	BUCCANEERS	S	4	4	0	0.0	0.0	0	0	0	0	0	0	1	0	0	0	0	0	0	0	0	0	0	L 17-19	
11/27	at Broncos	S	4	3	1	0.0	0.0	0	0	0	0	0	0	0	0	0	0	0	0	0	0	0	0	0	W 30-27+	
12/04	at Falcons	S	2	2	0	0.0	0.0	0	0	0	0	0	0	0	0	0	0	0	0	0	0	0	0	0	W 29-28	
2016 TOTALS			12-12	45	38	7	0.0	0.0	1	1	0	0	0	0	8	2	0	0	0	0	0	0	0	0	0	9-3

+ - Overtime

39 Terrance Mitchell CB 5-11 190lbs 24 3 Oregon FA-16

TERRANCE MITCHELL - NFL REGULAR SEASON STATISTICS

TEAM	GP	GS	TACKLES								INTERCEPTIONS					O. FUMB			ST					MISC		
			TK	S	A	TFL	YDS	SK	YDS	QBH	NO	YDS	LG	TD	PD	FF	FR	YDS	TK	S	A	FF	FR	S	A	
2014 Bears	0	0	0	0	0	0	0	0.0	0.0	0	0	0	0	0	0	0	0	0	0	0	0	0	0	0		
2015 Bears	5	0	1	1	0	0	0	0.0	0.0	0	0	0	0	0	1	0	0	0	0	0	0	0	0	0		
Went from Bears to Cowboys.																										
2015 Cowboys	3	0	12	9	3	0	0	1.0	13.0	1	1	-2	0	0	2	1	0	0	0	0	0	0	0	0		
2016 Chiefs	3	0	2	2	0	0	0	0.0	0.0	0	0	0	0	0	0	0	0	0	0	0	0	0	0	0		
NFL TOTALS	11	0	15	12	3	0	0	1.0	13.0	1	1	-2	0	0	3	1	0	0	0	0	0	0	0	0		

TERRANCE MITCHELL - NFL PLAYOFF STATISTICS

TEAM		GPGS		TACKLES							INTERCEPTIONS					O. FUMB			ST					MISC		
				TK	S	A	TFL	YDS	SK	YDS	QBH	NO	YDS	LG	TD	PD	FF	FR	YDS	TK	S	A	FF	FR	S	A
2014	Bears	0	0	0	0	0	0	0.0	0.0	0	0	0	0	0	0	0	0	0	0	0	0	0	0	0	0	
2015	Bears	0	0	0	0	0	0	0.0	0.0	0	0	0	0	0	0	0	0	0	0	0	0	0	0	0	0	
Went from Bears to Cowboys.																										
2015	Cowboys	0	0	0	0	0	0	0.0	0.0	0	0	0	0	0	0	0	0	0	0	0	0	0	0	0	0	
2016	Chiefs	0	0	0	0	0	0	0.0	0.0	0	0	0	0	0	0	0	0	0	0	0	0	0	0	0	0	
NFL TOTALS		0	0	0	0	0	0	0.0	0.0	0	0	0	0	0	0	0	0	0	0	0	0	0	0	0	0	

2016 GAME-BY-GAME REGULAR SEASON STATISTICS (CHIEFS)

OPPONENT		TACKLES								INTERCEPTIONS					O. FUMB			ST					MISC		SCORE
		TK	S	A	SK	YDS	TFL	YDS	QBH	NO	YDS	LG	TD	PD	FF	FR	YDS	TK	S	A	FF	FR	S	A	
09/11	CHARGERS	PRACTICE SQUAD																						W 33-27-	
09/18	at Texans	PRACTICE SQUAD											L 12-19												
09/25	JETS	PRACTICE SQUAD											W 24-3												
10/02	at Steelers	PRACTICE SQUAD											L 14-43												
10/16	at Raiders	NOT ON ROSTER											W 26-10												
10/23	SAINTS	INACTIVE											W 27-21												
10/30	at Colts	P	0	0	0	0.0	0.0	0	0	0	0	0	0	0	0	0	0	0	0	0	0	0	0	W 30-14	
11/06	JAGUARS	PRACTICE SQUAD											W 19-14												
11/13	at Panthers	PRACTICE SQUAD											W 20-17												
11/20	BUCCANEERS	PRACTICE SQUAD											L 17-19												
11/27	at Broncos	P	0	0	0	0.0	0.0	0	0	0	0	0	0	0	0	0	0	0	0	0	0	0	0	W 30-27+	
12/04	at Falcons	P	2	2	0	0.0	0.0	0	0	0	0	0	0	0	0	0	0	0	0	0	0	0	0	W 29-28	
2016 TOTALS		3-0	2	2	0	0.0	0.0	0	0	0	0	0	0	0	0	0	0	0	0	0	0	0	0	9-3	
+ - Over/total																									

+ - Overtime

41 James Winchester LS 6-3 240lbs 27 2 Oklahoma FA-15

JAMES WINCHESTER - NFL REGULAR SEASON STATISTICS

TEAM	GP
2015 Chiefs	16
2016 Chiefs	12
NFL TOTALS	28

JAMES WINCHESTER - NFL PLAYOFF STATISTICS

TEAM	GP
2015 Chiefs	2
NFL TOTALS	2

2016 GAME-BY-GAME REGULAR SEASON STATISTICS (CHIEFS)

OPPONENT		W/L	SCORE
09/11 CHARGERS	P	W	33-27+
09/18 at Texans	P	L	12-19
09/25 JETS	P	W	24-3
10/02 at Steelers	P	L	14-43
10/16 at Raiders	P	W	26-10
10/23 SAINTS	P	W	27-21
10/30 at Colts	P	W	30-14
11/06 JAGUARS	P	W	19-14
11/13 at Panthers	P	W	20-17
11/20 BUCCANEERS	P	L	17-19
11/27 at Broncos	P	W	30-27+
12/04 at Falcons	P	W	29-28
2016 TOTALS	12	9-3	

+ - Overtime

42 Anthony Sherman FB 5-10 242lbs 27 6 Connecticut T (ARI)-13

ANTHONY SHERMAN - NFL REGULAR SEASON STATISTICS

TEAM	GP	GS	RUSHING					RECEIVING				
			NO.	YDS.	AVG.	LG	TD	NO.	YDS	AVG	LG	TD
2011 Cardinals	15	7	1	3	3.0	3	0	8	72	9.0	19	0
2012 Cardinals	13	4	0	0	0.0	0	0	5	39	7.8	19	0
2013 Chiefs	16	8	2	3	1.5	2	0	18	155	8.6	26	1
2014 Chiefs	16	6	2	8	4.0	4	0	10	71	7.1	24	1
2015 Chiefs	16	2	1	0	0.0	0	0	4	34	8.5	18	0
2016* Chiefs	12	1	0	0	0.0	0	0	3	9	3.0	6	0
NFL TOTALS	88	28	6	14	2.3	4	0	48	380	7.9	26	2

ANTHONY SHERMAN - NFL PLAYOFF STATISTICS

TEAM	GP	GS	RUSHING					RECEIVING				
			NO.	YDS.	AVG.	LG	TD	NO.	YDS	AVG	LG	TD
2013 Chiefs	1	1	0	0	0.0	0	0	2	1	0.5	5t	1
2015 Chiefs	2	0	0	0	0.0	0	0	2	4	2.0	3	0
NFL TOTALS	3	1	0	0	0.0	0	0	4	5	1.3	5t	1

ANTHONY SHERMAN - NFL REGULAR SEASON RETURN STATISTICS

TEAM	KICKOFF RETURNS					PUNT RETURNS					
	RET.	YDS.	AVG.	LG	TD	NO.	FC	YDS	AVG	LG	TD
2011 Cardinals	0	0	0.0	0	0	0	0	0	0.0	0	0
2012 Cardinals	0	0	0.0	0	0	0	0	0	0.0	0	0
2013 Chiefs	0	0	0.0	0	0	0	0	0	0.0	0	0
2014 Chiefs	1	13	13.0	13	0	0	0	0	0.0	0	0
2015 Chiefs	2	20	10.0	11	0	0	0	0	0.0	0	0
2016 Chiefs	0	0	0.0	0	0	0	0	0	0.0	0	0
NFL TOTALS	3	33	11.0	13	0	0	0	0	0.0	0	0

ANTHONY SHERMAN - NFL PLAYOFF RETURN STATISTICS

TEAM	KICKOFF RETURNS					PUNT RETURNS					
	RET.	YDS.	AVG.	LG	TD	NO.	FC	YDS	AVG	LG	TD
2013 Chiefs	0	0	0.0	0	0	0	0	0	0.0	0	0
2015 Chiefs	0	0	0.0	0	0	0	0	0	0.0	0	0
NFL TOTALS	0	0	0.0	0	0	0	0	0	0.0	0	0

2016 GAME-BY-GAME REGULAR SEASON STATISTICS (CHIEFS)

			RECEIVING				RUSHING				W/L		SCORE
			NO	YDS	LG	TD	ATT	YDS	LG	TD			
09/11	CHARGERS	P	0	0	0	0	0	0	0	0	W		33-27+
09/18	at Texans	P	0	0	0	0	0	0	0	0	L		12-19
09/25	JETS	P	1	3	3	0	0	0	0	0	W		24-3
10/02	at Steelers	P	0	0	0	0	0	0	0	0	L		14-43
10/16	at Raiders	P	0	0	0	0	0	0	0	0	W		26-10
10/23	SAINTS	S	1	0	0	0	0	0	0	0	W		27-21
10/30	at Colts	P	0	0	0	0	0	0	0	0	W		30-14
11/06	JAGUARS	P	1	6	6	0	0	0	0	0	W		19-14
11/13	at Panthers	P	0	0	0	0	0	0	0	0	W		20-17
11/20	BUCCANEERS	P	0	0	0	0	0	0	0	0	L		17-19
11/27	at Broncos	P	0	0	0	0	0	0	0	0	W		30-27+
12/04	at Falcons	P	0	0	0	0	0	0	0	0	W		29-28
2016 TOTALS			12-1	3	9	6	0	0	0	0	9-3		

+ - Overtime

48 Terrance Smith LB 6-4 235lbs 23 R Florida State CFA-16

TERRANCE SMITH - NFL REGULAR SEASON STATISTICS

TEAM	GPGS		TACKLES							INTERCEPTIONS					O. FUMB			ST					MISC		
			TK	S	A	TFL	YDS	SK	YDS	QBH	NO	YDS	LG	TD	PD	FF	FR	YDS	TK	S	A	FF	FR	S	A
2016 Chiefs	5	0	0	0	0	0	0	0.0	0.0	0	0	0	0	0	0	0	0	0	1	0	1	0	0	0	0
NFL TOTALS	5	0	0	0	0	0	0	0.0	0.0	0	0	0	0	0	0	0	0	0	1	0	1	0	0	0	0

TERRANCE SMITH - NFL PLAYOFF STATISTICS

TEAM	GPGS	TACKLES									INTERCEPTIONS					O. FUMB			ST					MISC	
		TK	S	A	TFL	YDS	SK	YDS	QBH	NO	YDS	LG	TD	PD	FF	FR	YDS	TK	S	A	FF	FR	S	A	
2016 Chiefs	0 0	0	0	0	0	0	0.0	0.0	0	0	0	0	0	0	0	0	0	0	0	0	0	0	0	0	
NFL TOTALS	0 0	0	0	0	0	0	0.0	0.0	0	0	0	0	0	0	0	0	0	0	0	0	0	0	0	0	

2016 GAME-BY-GAME REGULAR SEASON STATISTICS (CHIEFS)

		TACKLES								INTERCEPTIONS					O. FUMB			ST					MISC		
OPPONENT		TK	S	A	SK	YDS	TFL	YDS	QBH	NO	YDS	LG	TD	PD	FF	FR	YDS	TK	S	A	FF	FR	S	A	SCORE
09/11	CHARGERS	PRACTICE SQUAD																							W 33-27+
09/18	at Texans	PRACTICE SQUAD																							L 12-19
09/25	JETS	PRACTICE SQUAD																							W 24-3
10/02	at Steelers	PRACTICE SQUAD																							L 14-43
10/16	at Raiders	PRACTICE SQUAD																							W 26-10
10/23	SAINTS	PRACTICE SQUAD																							W 27-21
10/30	at Colts	PRACTICE SQUAD																							W 30-14
11/06	JAGUARS	P	0	0	0	0.0	0.0	0	0	0	0	0	0	0	0	0	0	1	0	1	0	0	0	0	W 19-14
11/13	at Panthers	P	0	0	0	0.0	0.0	0	0	0	0	0	0	0	0	0	0	0	0	0	0	0	0	0	W 20-17
11/20	BUCCANEERS	P	0	0	0	0.0	0.0	0	0	0	0	0	0	0	0	0	0	0	0	0	0	0	0	0	L 17-19
11/27	at Broncos	P	0	0	0	0.0	0.0	0	0	0	0	0	0	0	0	0	0	0	0	0	0	0	0	0	W 30-27+
12/04	at Falcons	P	0	0	0	0.0	0.0	0	0	0	0	0	0	0	0	0	0	0	0	0	0	0	0	0	W 29-28
2016 TOTALS		5-0	0	0	0	0.0	0.0	0	0	0	0	0	0	0	0	0	0	1	0	1	0	0	0	0	9-3

+ - Overtime

49 Daniel Sorensen S 6-2 208lbs 26 3 Brigham Young FA-14

DANIEL SORENSEN - NFL REGULAR SEASON STATISTICS

TEAM	GP	GS	TACKLES								INTERCEPTIONS					O. FUMB				ST					MISC	
			TK	S	A	TFL	YDS	SK	YDS	QBH	NO	YDS	LG	TD	PD	FF	FR	YDS	TK	S	A	FF	FR	S	A	
2014 Chiefs	9	0	0	0	0	0	0	0.0	0.0	0	0	0	0	0	0	0	0	7	6	1	0	0	0	0		
2015 Chiefs	16	0	16	14	2	1	7	1.0	7.0	2	0	0	0	0	2	0	0	0	7	6	1	0	0	0	0	
2016 Chiefs	12	1	40	35	5	3	11	1.0	8.0	3	2	48	48t	1	4	1	0	0	4	3	1	0	0	0	0	
NFL TOTALS	37	1	56	49	7	4	18	2.0	15.0	5	2	48	48t	1	6	1	0	0	18	15	3	0	0	0	0	

DANIEL SORENSEN - NFL PLAYOFF STATISTICS

TEAM	GPGS	TACKLES								INTERCEPTIONS					O. FUMB			ST					MISC		
		TK	S	A	TFL	YDS	SK	YDS	QBH	NO	YDS	LG	TD	PD	FF	FR	YDS	TK	S	A	FF	FR	S	A	
2014 Chiefs	0 0	0	0	0	0	0	0.0	0.0	0	0	0	0	0	0	0	0	0	0	0	0	0	0	0	0	
2015 Chiefs	2 0	1	0	1	0	0	0.0	0.0	0	0	0	0	0	0	0	0	0	0	0	0	0	0	0	0	
NFL TOTALS	2 0	1	0	1	0	0	0.0	0.0	0	0	0	0	0	0	0	0	0	0	0	0	0	0	0	0	

2016 GAME-BY-GAME REGULAR SEASON STATISTICS (CHIEFS)

OPPONENT			TACKLES								INTERCEPTIONS					O. FUMB			ST				MISC		SCORE	
			TK	S	A	SK	YDS	TFL	YDS	QBH	NO	YDS	LG	TD	PD	FF	FR	YDS	TK	S	A	FF	FR	S		A
09/11	CHARGERS	P	0	0	0	0.0	0.0	0	0	1	0	0	0	0	0	0	0	0	0	0	0	0	0	0	W 33-27+	
09/18	at Texans	P	2	2	0	0.0	0.0	0	0	0	0	0	0	0	0	0	0	1	1	0	0	0	0	0	L 12-19	
09/25	JETS	P	2	2	0	0.0	0.0	0	0	0	1	0	0	0	2	0	0	0	0	0	0	0	0	0	W 24-3	
10/02	at Steelers	P	5	4	1	0.0	0.0	1	1	0	0	0	0	0	0	0	0	0	0	0	0	0	0	0	L 14-43	
10/16	at Raiders	P	5	5	0	0.0	0.0	0	0	0	0	0	0	0	0	0	0	1	0	1	0	0	0	0	W 26-10	
10/23	SAINTS	P	6	6	0	1.0	8.0	1	8	1	1	48	48	1	1	0	0	0	0	0	0	0	0	0	W 27-21	
10/30	at Colts	P	7	7	0	0.0	0.0	1	2	0	0	0	0	0	0	1	0	0	0	0	0	0	0	0	W 30-14	
11/06	JAGUARS	P	4	3	1	0.0	0.0	0	0	0	0	0	0	0	0	0	0	1	1	0	0	0	0	0	W 19-14	
11/13	at Panthers	P	1	0	1	0.0	0.0	0	0	1	0	0	0	0	0	0	0	0	0	0	0	0	0	0	W 20-17	
11/20	BUCCANEERS	P	2	1	1	0.0	0.0	0	0	0	0	0	0	0	0	0	0	0	0	0	0	0	0	0	L 17-19	
11/27	at Broncos	P	1	1	0	0.0	0.0	0	0	0	0	0	0	0	0	0	0	1	1	0	0	0	0	0	W 30-27+	
12/04	at Falcons	S	5	4	1	0.0	0.0	0	0	0	0	0	0	0	1	0	0	0	0	0	0	0	0	0	W 29-28	
2016 TOTALS			12-1	40	35	5	1.0	8.0	3	11	3	2	48	48t	1	4	1	0	0	4	3	1	0	0	0	9-3

+ - Overtime

50 Justin Houston LB 6-3 258lbs 27 6 Georgia D3-11

JUSTIN HOUSTON - NFL REGULAR SEASON STATISTICS																										
TEAM		GP	GS	TACKLES							INTERCEPTIONS					O. FUMB			ST					MISC		
				TK	S	A	TFL	YDS	SK	YDS	QBH	NO	YDS	LG	TD	PD	FF	FR	YDS	TK	S	A	FF	FR	S	A
2011 Chiefs		16	10	70	63	7	10	0	5.5	27.5	9	0	0	0	0	4	1	1	0	5	3	2	0	0	0	0
2012 Chiefs		16	16	66	53	13	13	10	10.0	69.0	18	1	32	32	0	6	1	1	4	0	0	0	0	0	0	0
2013 Chiefs		11	11	44	41	3	11	63	11.0	75.0	15	0	0	0	0	4	1	2	0	0	0	0	0	0	0	0
2014 Chiefs		16	16	69	60	9	23	112	22.0	99.0	25	0	0	0	0	5	4	0	0	0	0	0	0	0	0	0
2015 Chiefs		11	11	30	25	5	9	50	7.5	54.0	13	2	16	17t	1	6	1	0	0	0	0	0	0	0	0	0
2016 Chiefs		3	3	16	16	0	6	21	4.0	17.0	5	0	0	0	0	1	1	0	0	0	0	0	0	0	0	0
NFL TOTALS		73	67	295	258	37	72	256	60.0	341.5	85	3	48	32	1	26	9	4	4	5	3	2	0	0	0	0

JUSTIN HOUSTON - NFL PLAYOFF STATISTICS																											
TEAM		GP GS		TACKLES							INTERCEPTIONS					O. FUMB			ST					MISC			
				TK	S	A	TFL	YDS	SK	YDS	QBH	NO	YDS	LG	TD	PD	FF	FR	YDS	TK	S	A	FF	FR	S	A	
2013 Chiefs		1	1	4	3	1	1	7	1.0	7.0	3	0	0	0	0	1	0	1	7	0	0	0	0	0	0	0	
2015 Chiefs		2	1	3	2	1	0	0	0.0	0.0	1	0	0	0	0	0	0	0	0	0	0	0	0	0	0	0	
NFL TOTALS		3	2	7	5	2	1	7	1.0	7.0	4	0	0	0	0	1	0	1	7	0	0	0	0	0	0	0	

OPPONENT		TACKLES								INTERCEPTIONS					O. FUMB			ST					MISC		SCORE	
		TK	S	A	SK	YDS	TFL	YDS	QBH	NO	YDS	LG	TD	PD	FF	FR	YDS	TK	S	A	FF	FR	S	A		
09/11	CHARGERS	Reserved/PUP																								W 33-27-
09/18	at Texans	Reserved/PUP														L 12-19										
09/25	JETS	Reserved/PUP														W 24-3										
10/02	at Steelers	Reserved/PUP														L 14-43										
10/16	at Raiders	Reserved/PUP														W 26-10										
10/23	SAINTS	Reserved/PUP														W 27-21										
10/30	at Colts	Reserved/PUP														W 30-14										
11/06	JAGUARS	Reserved/PUP														W 19-14										
11/13	at Panthers	INACTIVE														W 20-17										
11/20	BUCCANEERS	S	2	2	0	0.0	0.0	1	7	1	0	0	0	0	0	0	0	0	0	0	0	0	0	0	L 17-19	
11/27	at Broncos	S	10	10	0	3.0	17.0	4	12	3	0	0	0	1	1	0	0	0	0	0	0	0	0	0	W 30-27+	
12/04	at Falcons	S	4	4	0	1.0	0.0	1	2	1	0	0	0	0	0	0	0	0	0	0	0	0	0	0	W 29-28	
2016 TOTALS		3-3	16	16	0	4.0	17.0	6	21	5	0	0	0	0	1	1	0	0	0	0	0	0	0	0	9-3	
+ - Overtime																										

51	Frank Zombo	LB	6-3	254lbs	29	7	Central Michigan	UFA-13
----	-------------	----	-----	--------	----	---	------------------	--------

FRANK ZOMBO - NFL REGULAR SEASON STATISTICS																											
TEAM			TACKLES								INTERCEPTIONS					O. FUMB			ST					MISC			
			TK	S	A	TFL	YDS	SK	YDS	QBH	NO	YDS	LG	TD	PD	FF	FR	YDS	TK	S	A	FF	FR	S	A		
2010 Packers	13	8	38	28	10	5	0	4.0	34.0	6	0	0	0	0	0	2	0	0	0	0	0	0	0	0	0		
2011 Packers	5	1	9	7	2	1	0	1.0	7.0	1	0	0	0	0	0	0	0	0	1	1	0	0	0	0	0		
2012 Packers	7	0	6	4	2	0	0	0.0	0.0	0	0	0	0	0	0	0	0	0	2	1	1	0	0	0	0		
2013 Chiefs	16	5	23	20	3	0	0	2.0	15.0	5	1	5	5	0	2	1	0	0	4	3	1	0	1	0	0		
2014 Chiefs	16	0	1	1	0	0	0	0.0	0.0	0	0	0	0	0	0	0	1	0	7	7	0	0	1	0	0		
2015 Chiefs	16	2	10	8	2	2	14	3.0	25.0	5	0	0	0	0	0	1	0	0	9	8	1	0	0	0	0		
2016 Chiefs	12	10	36	25	11	3	8	1.0	5.0	3	0	0	0	0	2	1	0	0	1	1	0	0	0	0	0		
NFL TOTALS	85	26	123	93	30	11	22	11.0	86.0	20	1	5	5	0	4	5	1	0	24	21	3	0	2	0	0		

[illegible]

2016 GAME-BY-GAME REGULAR SEASON STATISTICS (CHIEFS)

OPPONENT		TACKLES								INTERCEPTIONS					O. FUMB			ST					MISC		SCORE
		TK	S	A	SK	YDS	TFL	YDS	QBH	NO	YDS	LG	TD	PD	FF	FR	YDS	TK	S	A	FF	FR	S	A	
09/11	CHARGERS	S	6	5	1	0.0	0.0	0	0	0	0	0	0	1	0	0	0	0	0	0	0	0	0	W 33-27+	
09/18	at Texans	S	5	4	1	0.0	0.0	0	0	0	0	0	0	0	0	0	0	0	0	0	0	0	L 12-19		
09/25	JETS	S	5	3	2	0.0	0.0	0	0	0	0	0	0	0	1	0	0	0	0	0	0	0	W 24-3		
10/02	at Steelers	S	4	3	1	0.0	0.0	1	1	0	0	0	0	0	0	0	0	0	0	0	0	0	L 14-43		
10/16	at Raiders	S	2	2	0	0.0	0.0	0	0	0	0	0	0	0	0	0	0	0	0	0	0	0	W 26-10		
10/23	SAINTS	S	4	2	2	0.0	0.0	1	2	0	0	0	0	0	0	0	0	0	0	0	0	0	W 27-21		
10/30	at Colts	S	1	1	0	1.0	5.0	1	5	2	0	0	0	0	0	0	0	0	0	0	0	0	W 30-14		
11/06	JAGUARS	S	1	0	1	0.0	0.0	0	0	0	0	0	0	0	0	0	0	1	1	0	0	0	W 19-14		
11/13	at Panthers	S	4	1	3	0.0	0.0	0	0	0	0	0	0	0	0	0	0	0	0	0	0	0	W 20-17		
11/20	BUCCANEERS	P	2	2	0	0.0	0.0	0	0	0	0	0	0	0	0	0	0	0	0	0	0	0	L 17-19		
11/27	at Broncos	P	0	0	0	0.0	0.0	0	0	0	0	0	0	0	0	0	0	0	0	0	0	0	W 30-27+		
12/04	at Falcons	S	2	2	0	0.0	0.0	0	0	1	0	0	0	1	0	0	0	0	0	0	0	0	W 29-28		
2016 TOTALS		12-10	36	25	11	1.0	5.0	3	8	3	0	0	0	2	1	0	0	1	1	0	0	0	0	9-3	

+ - Overtime

DADI NICOLAS - NFL REGULAR SEASON STATISTICS

[illegible]

2016 GAME-BY-GAME REGULAR SEASON STATISTICS (CHIEFS)

OPPONENT		TACKLES								INTERCEPTIONS					O. FUMB			ST					MISC		SCORE		
		TK	S	A	SK	YDS	TFL	YDS	QBH	NO	YDS	LG	TD	PD	FF	FR	YDS	TK	S	A	FF	FR	S	A			
09/11	CHARGERS	P	0	0	0	0.0	0.0	0	0	0	0	0	0	0	0	0	0	0	0	0	0	0	0	0	W 33-27+		
09/18	at Texans		DID NOT PLAY																							L 12-19	
09/25	JETS	P	0	0	0	0.0	0.0	0	0	0	0	0	0	0	0	0	0	0	0	0	0	0	0	0	W 24-3		
10/02	at Steelers	P	0	0	0	0.0	0.0	0	0	0	0	0	0	0	0	0	0	0	0	0	0	0	0	0	L 14-43		
10/16	at Raiders	P	0	0	0	0.0	0.0	0	0	0	0	0	0	0	0	0	0	0	0	0	0	0	0	0	W 26-10		
10/23	SAINTS	P	0	0	0	0.0	0.0	0	0	0	0	0	0	0	0	0	0	0	0	0	0	0	0	0	W 27-21		
10/30	at Colts	P	0	0	0	0.0	0.0	0	0	0	0	0	0	1	0	0	0	0	0	0	0	0	0	0	W 30-14		
11/06	JAGUARS		DID NOT PLAY																							W 19-14	
11/13	at Panthers	P	0	0	0	0.0	0.0	0	0	0	0	0	0	0	0	0	0	0	0	0	0	0	0	0	W 20-17		
11/20	BUCCANEERS		INACTIVE																							L 17-19	
11/27	at Broncos	P	0	0	0	0.0	0.0	0	0	0	0	0	0	0	0	0	0	0	0	0	0	0	0	0	W 30-27+		
12/04	at Falcons		INACTIVE																							W 29-28	
2016 TOTALS		8-0	0	0	0	0.0	0.0	0	0	0	0	0	0	1	0	0	0	0	0	0	0	0	0	0	9-3		
+ - Overtime																											

+ - Overtime

53	Ramik Wilson	LB	6-2	237lbs	24	2	Georgia	D4-15
----	--------------	----	-----	--------	----	---	---------	-------

RAMIK WILSON - NFL REGULAR SEASON STATISTICS

TEAM	GP	GS	TACKLES								INTERCEPTIONS					O. FUMB			ST					MISC	
			TK	S	A	TFL	YDS	SK	YDS	QBH	NO	YDS	LG	TD	PD	FF	FR	YDS	TK	S	A	FF	FR	S	A
2015 Chiefs	10	2	20	13	7	0	0	0.0	0.0	0	0	0	0	0	0	1	0	0	0	0	0	0	0	0	
2016 Chiefs	7	7	43	33	10	2	4	0.0	0.0	0	1	6	6	0	1	1	1	0	0	0	0	0	0	0	
NFL TOTALS	17	9	63	46	17	2	4	0.0	0.0	0	1	6	6	0	1	1	2	0	0	0	0	0	0	0	

RAMIK WILSON - NFL PLAYOFF STATISTICS

[illegible]

2016 GAME-BY-GAME REGULAR SEASON STATISTICS (CHIEFS)

OPPONENT		TACKLES								INTERCEPTIONS					O. FUMB			ST					MISC		SCORE
		TK	S	A	SK	YDS	TFL	YDS	QBH	NO	YDS	LG	TD	PD	FF	FR	YDS	TK	S	A	FF	FR	S	A	
09/11 CHARGERS		PRACTICE SQUAD																					W 33-27+		
09/18 at Texans		PRACTICE SQUAD																					L 12-19		
09/25 JETS		PRACTICE SQUAD																					W 24-3		
10/02 at Steelers		PRACTICE SQUAD																					L 14-43		
10/16 at Raiders		PRACTICE SQUAD																					W 26-10		
10/23 SAINTS	S	8	5	3	0.0	0.0	0	0	0	0	0	0	0	0	0	0	0	0	0	0	0	0	0	W 27-21	
10/30 at Colts	S	3	2	1	0.0	0.0	0	0	0	0	0	0	0	0	0	1	0	0	0	0	0	0	0	W 30-14	
11/06 JAGUARS	S	5	5	0	0.0	0.0	1	3	0	1	6	6	0	1	1	0	0	0	0	0	0	0	0	W 19-14	
11/13 at Panthers	S	5	3	2	0.0	0.0	0	0	0	0	0	0	0	0	0	0	0	0	0	0	0	0	0	W 20-17	
11/20 BUCCANEERS	S	8	7	1	0.0	0.0	1	1	0	0	0	0	0	0	0	0	0	0	0	0	0	0	0	L 17-19	
11/27 at Broncos	S	5	2	3	0.0	0.0	0	0	0	0	0	0	0	0	0	0	0	0	0	0	0	0	0	W 30-27+	
12/04 at Falcons	S	9	9	0	0.0	0.0	0	0	0	0	0	0	0	0	0	0	0	0	0	0	0	0	0	W 29-28	
2016 TOTALS		7-7	43	33	10	0.0	0.0	2	4	0	1	6	6	0	1	1	1	0	0	0	0	0	0	9-3	
+ - Overtime																									

+ - Overtime

55	Dee Ford	LB	6-2	252lbs	25	3	Auburn	D1-14
----	----------	----	-----	--------	----	---	--------	-------

DEE FORD - NFL REGULAR SEASON STATISTICS

TEAM	GP GS		TACKLES								INTERCEPTIONS					O. FUMB			ST					MISC		
			TK	S	A	TFL	YDS	SK	YDS	QBH	NO	YDS	LG	TD	PD	FF	FR	YDS	TK	S	A	FF	FR			
2014 Chiefs	16	0	8	4	4	0	0	1.5	10.0	5	0	0	0	0	1	0	0	0	0	0	0	0	0	0	0	0
2015 Chiefs	14	5	23	21	2	6	28	4.0	25.0	10	0	0	0	0	2	0	0	0	0	0	0	0	0	0	0	0
2016 Chiefs	11	10	33	22	11	11	51	10.0	52.5	14	0	0	0	0	2	1	0	0	0	0	0	0	0	0	0	0
NFL TOTALS	41	15	64	47	17	17	79	15.5	87.5	29	0	0	0	0	5	1	0	0	0	0	0	0	0	0	0	0

DEE FORD - NFL PLAYOFF STATISTICS

TEAM	GPGS		TACKLES								INTERCEPTIONS					O. FUMB			ST					MISC	
			TK	S	A	TFL	YDS	SK	YDS	QBH	NO	YDS	LG	TD	PD	FF	FR	YDS	TK	S	A	FF	FR		
2015 Chiefs	2	1	6	6	0	2	8	0.0	0.0	1	0	0	0	0	0	0	0	0	0	0	0	0	0	0	0
NFL TOTALS	2	1	6	6	0	2	8	0.0	0.0	1	0	0	0	0	0	0	0	0	0	0	0	0	0	0	0

2016 GAME-BY-GAME REGULAR SEASON STATISTICS (CHIEFS)

OPPONENT		TACKLES								INTERCEPTIONS					O. FUMB			ST				MISC		SCORE								
		TK	S	A	SK	YDS	TFL	YDS	QBH	NO	YDS	LG	TD	PD	FF	FR	YDS	TK	S	A	FF	FR	S		A							
09/11	CHARGERS	S	4	4	0	1.0	10.0	1	10	1	0	0	0	0	0	0	0	0	0	0	0	0	0	W 33-27+								
09/18	at Texans	S	3	2	1	0.0	0.0	0	0	1	0	0	0	0	1	0	0	0	0	0	0	0	0	L 12-19								
09/25	JETS	S	1	1	0	0.0	0.0	0	0	0	0	0	0	0	0	0	0	0	0	0	0	0	0	W 24-3								
10/02	at Steelers	S	6	2	4	0.5	2.5	0	0	1	0	0	0	0	0	0	0	0	0	0	0	0	0	L 14-43								
10/16	at Raiders	S	5	4	1	2.0	4.0	2	7	2	0	0	0	0	0	1	0	0	0	0	0	0	0	W 26-10								
10/23	SAINTS	S	1	0	1	0.0	0.0	0	0	0	0	0	0	0	0	0	0	0	0	0	0	0	0	W 27-21								
10/30	at Colts	S	5	3	2	3.5	21.0	3	16	4	0	0	0	0	0	0	0	0	0	0	0	0	0	W 30-14								
11/06	JAGUARS	S	3	3	0	2.0	8.0	2	8	3	0	0	0	0	0	0	0	0	0	0	0	0	0	W 19-14								
11/13	at Panthers	S	3	2	1	1.0	7.0	2	9	2	0	0	0	0	1	0	0	0	0	0	0	0	0	W 20-17								
11/20	BUCCANEERS	S	1	1	0	0.0	0.0	1	1	0	0	0	0	0	0	0	0	0	0	0	0	0	0	L 17-19								
11/27	at Broncos										INACTIVE																					W 30-27+
12/04	at Falcons	P	1	0	1	0.0	0.0	0	0	0	0	0	0	0	0	0	0	0	0	0	0	0	0	W 29-28								
2016 TOTALS		11-10	33	22	11	10.0	52.5	11	51	14	0	0	0	0	2	1	0	0	0	0	0	0	0	9-3								
+ - Overtime																																

+ - Overtime

56	Derrick Johnson	LB	6-3	242lbs	34	12	Texas	D1-05
----	-----------------	----	-----	--------	----	----	-------	-------

DERRICK JOHNSON - NFL REGULAR SEASON STATISTICS

TEAM			TACKLES									INTERCEPTIONS					O. FUMB			ST					MISC	
			GP	GS	TK	S	A	TFL	YDS	SK	YDS	QBH	NO	YDS	LG	TD	PD	FF	FR	YDS	TK	S	A	FF	FR	S
2005	Chiefs	16	16	110	87	23	0	0	2.0	14.0	0	0	0	0	0	5	2	1	0	1	1	0	0	0	0	0
2006	Chiefs	13	12	83	66	17	0	0	2.5	11.5	4	0	0	0	0	2	1	2	0	0	0	0	0	0	0	0
2007	Chiefs	16	16	107	91	16	1	2	4.0	34.0	6	2	18	12	0	6	3	0	0	1	1	0	0	0	0	0
2008	Chiefs	14	14	90	65	25	6	0	1.5	12.5	2	1	7	7	0	6	4	0	0	1	1	0	0	0	0	0
2009	Chiefs	15	3	33	24	9	2	0	1.0	7.0	1	3	175	70	2	5	1	0	0	5	4	1	0	0	0	0
2010	Chiefs	16	16	147	107	40	8	0	1.0	11.0	1	1	15	15t	1	16	4	1	0	0	0	0	0	0	0	0
2011	Chiefs	16	16	179	131	48	10	0	2.0	10.0	3	2	18	17	0	9	1	1	0	0	0	0	0	0	0	0
2012	Chiefs	16	16	125	110	15	12	0	2.0	10.0	5	0	0	0	0	4	3	0	0	0	0	0	0	0	0	0
2013	Chiefs	15	15	107	95	12	12	35	4.5	27.0	10	2	44	41	0	6	0	2	11	0	0	0	0	0	0	0
2014	Chiefs	1	1	4	4	0	0	0	0.0	0.0	0	0	0	0	0	0	0	0	0	0	0	0	0	0	0	0
2015	Chiefs	16	16	116	95	21	8	33	4.0	23.0	5	2	23	18	0	8	2	0	0	0	0	0	0	0	0	0
2016	Chiefs	12	12	89	69	20	8	19	1.0	8.0	2	1	55	55t	1	3	0	0	0	0	0	0	0	0	0	0
NFL TOTALS		166	153	1190	944	246	67	89	25.5	168.0	39	14	355	70	4	70	21	7	11	8	7	1	0	0	0	0

DERRICK JOHNSON - NFL PLAYOFF STATISTICS

TEAM	GPGS		TACKLES								INTERCEPTIONS					O. FUMB			ST					MISC	
			TK	S	A	TFL	YDS	SK	YDS	QBH	NO	YDS	LG	TD	PD	FF	FR	YDS	TK	S	A	FF	FR	S	A
2006 Chiefs	1	1	12	10	2	0	0	0.0	0.0	0	0	0	0	0	0	0	0	0	0	0	0	0	0	0	0
2010 Chiefs	1	1	8	7	1	0	0	0.0	0.0	0	0	0	0	0	0	0	0	0	0	0	0	0	0	0	0
2013 Chiefs	1	1	3	2	1	0	0	0.0	0.0	0	0	0	0	0	0	0	0	0	0	0	0	0	0	0	0
2014 Chiefs	0	0	0	0	0	0	0	0.0	0.0	0	0	0	0	0	0	0	0	0	0	0	0	0	0	0	0
2015 Chiefs	2	2	10	5	5	0	0	0.0	0.0	0	0	0	0	0	0	0	0	0	0	0	0	0	0	0	0
NFL TOTALS	5	5	33	24	9	0	0	0.0	0.0	0	0	0	0	0	0	0	0	0	0	0	0	0	0	0	0

2016 GAME-BY-GAME REGULAR SEASON STATISTICS (CHIEFS)

OPPONENT			TACKLES							INTERCEPTIONS					O. FUMB			ST					MISC		SCORE	
			TK	S	A	SK	YDS	TFL	YDS	QBH	NO	YDS	LG	TD	PD	FF	FR	YDS	TK	S	A	FF	FR	S		A
09/11	CHARGERS	S	5	5	0	0.0	0.0	0	0	0	0	0	0	0	0	0	0	0	0	0	0	0	0	0	W 33-27+	
09/18	at Texans	S	11	8	3	1.0	8.0	1	8	1	0	0	0	0	0	0	0	0	0	0	0	0	0	0	L 12-19	
09/25	JETS	S	10	8	2	0.0	0.0	1	5	0	1	55	55	1	2	0	0	0	0	0	0	0	0	0	W 24-3	
10/02	at Steelers	S	5	4	1	0.0	0.0	0	0	0	0	0	0	0	0	0	0	0	0	0	0	0	0	0	L 14-43	
10/16	at Raiders	S	9	7	2	0.0	0.0	2	1	0	0	0	0	0	0	0	0	0	0	0	0	0	0	0	W 26-10	
10/23	SAINTS	S	4	3	1	0.0	0.0	0	0	1	0	0	0	0	0	0	0	0	0	0	0	0	0	0	W 27-21	
10/30	at Colts	S	10	8	2	0.0	0.0	0	0	0	0	0	0	0	0	0	0	0	0	0	0	0	0	0	W 30-14	
11/06	JAGUARS	S	7	6	1	0.0	0.0	1	3	0	0	0	0	0	0	0	0	0	0	0	0	0	0	0	W 19-14	
11/13	at Panthers	S	5	1	4	0.0	0.0	0	0	0	0	0	0	0	0	0	0	0	0	0	0	0	0	0	W 20-17	
11/20	BUCCANEERS	S	7	6	1	0.0	0.0	1	1	0	0	0	0	0	0	0	0	0	0	0	0	0	0	0	L 17-19	
11/27	at Broncos	S	7	4	3	0.0	0.0	1	1	0	0	0	0	0	1	0	0	0	0	0	0	0	0	0	W 30-27+	
12/04	at Falcons	S	9	9	0	0.0	0.0	1	0	0	0	0	0	0	0	0	0	0	0	0	0	0	0	0	W 29-28	
2016 TOTALS			12-12	89	69	20	1.0	8.0	8	19	2	1	55	55t	1	3	0	0	0	0	0	0	0	0	0	9-3

+ - Overtime

57 D.J. Alexander LB 6-2 233lbs 25 2 Oregon State D5a-15

D.J. ALEXANDER - NFL REGULAR SEASON STATISTICS

TEAM	GP GS		TACKLES								INTERCEPTIONS					O. FUMB			ST					MISC		
			TK	S	A	TFL	YDS	SK	YDS	QBH	NO	YDS	LG	TD	PD	FF	FR	YDS	TK	S	A	FF	FR	S	A	
2015 Chiefs	16	0	2	1	1	0	0	0.0	0.0	0	0	0	0	0	0	0	0	11	11	0	0	0	0	0		
2016 Chiefs	12	0	1	1	0	1	2	0.0	0.0	0	0	0	0	0	0	0	0	11	8	3	1	0	0	0		
NFL TOTALS	28	0	3	2	1	1	2	0.0	0.0	0	0	0	0	0	0	0	0	22	19	3	1	0	0	0		

D.J. ALEXANDER - NFL PLAYOFF STATISTICS

TEAM	GPGS		TACKLES								INTERCEPTIONS					O. FUMB			ST					MISC		
			TK	S	A	TFL	YDS	SK	YDS	QBH	NO	YDS	LG	TD	PD	FF	FR	YDS	TK	S	A	FF	FR	S	A	
2015 Chiefs	2	0	0	0	0	0	0	0.0	0.0	0	0	0	0	0	0	0	0	0	1	1	0	0	0	0	0	
NFL TOTALS	2	0	0	0	0	0	0	0.0	0.0	0	0	0	0	0	0	0	0	0	1	1	0	0	0	0	0	

2016 GAME-BY-GAME REGULAR SEASON STATISTICS (CHIEFS)

			TACKLES							INTERCEPTIONS					O. FUMB			ST					MISC		
OPPONENT	TK	S	A	SK	YDS	TFL	YDS	QBH	NO	YDS	LG	TD	PD	FF	FR	YDS	TK	S	A	FF	FR	S	A	SCORE	
09/11 CHARGERS	P	0	0	0	0.0	0.0	0	0	0	0	0	0	0	0	0	0	0	0	0	0	0	0	0	W 33-27+	
09/18 at Texans	P	0	0	0	0.0	0.0	0	0	0	0	0	0	0	0	0	0	0	1	1	0	0	0	0	L 12-19	
09/25 JETS	P	0	0	0	0.0	0.0	0	0	0	0	0	0	0	0	0	0	0	2	1	1	0	0	0	W 24-3	
10/02 at Steelers	P	0	0	0	0.0	0.0	0	0	0	0	0	0	0	0	0	0	0	0	0	0	0	0	0	L 14-43	
10/16 at Raiders	P	0	0	0	0.0	0.0	0	0	0	0	0	0	0	0	0	0	0	0	0	0	0	0	0	W 26-10	
10/23 SAINTS	P	0	0	0	0.0	0.0	0	0	0	0	0	0	0	0	0	0	0	0	0	0	0	0	0	W 27-21	
10/30 at Colts	P	0	0	0	0.0	0.0	0	0	0	0	0	0	0	0	0	0	0	0	0	0	0	0	0	W 30-14	
11/06 JAGUARS	P	0	0	0	0.0	0.0	0	0	0	0	0	0	0	0	0	0	0	3	2	1	1	0	0	W 19-14	
11/13 at Panthers	P	0	0	0	0.0	0.0	0	0	0	0	0	0	0	0	0	0	0	1	0	1	0	0	0	W 20-17	
11/20 BUCCANEERS	P	0	0	0	0.0	0.0	0	0	0	0	0	0	0	0	0	0	0	0	0	0	0	0	0	L 17-19	
11/27 at Broncos	P	1	1	0	0.0	0.0	1	2	0	0	0	0	0	0	0	0	0	3	3	0	0	0	0	W 30-27+	
12/04 at Falcons	P	0	0	0	0.0	0.0	0	0	0	0	0	0	0	0	0	0	0	1	1	0	0	0	0	W 29-28	
2016 TOTALS	12-0	1	1	0	0.0	0.0	1	2	0	0	0	0	0	0	0	0	0	11	8	3	1	0	0	9-3	

+ - Overtime

61	Mitch Morse	C	6-6	305lbs	24	2	Missouri	D2-15
----	-------------	---	-----	--------	----	---	----------	-------

MITCH MORSE - NFL REGULAR SEASON STATISTICS

TEAM	GP	GS
2015 Chiefs	15	15
2016 Chiefs	12	12
NFL TOTALS	27	27

MITCH MORSE - NFL PLAYOFF STATISTICS

TEAM	GP	GS
2015 Chiefs	0	0
NFL TOTALS	0	0

2016 GAME-BY-GAME REGULAR SEASON STATISTICS (CHIEFS)

OPPONENT	P/S	W/L	SCORE
09/11 CHARGERS	S	W	33-27+
09/18 at Texans	S	L	12-19
09/25 JETS	S	W	24-3
10/02 at Steelers	S	L	14-43
10/16 at Raiders	S	W	26-10
10/23 SAINTS	S	W	27-21
10/30 at Colts	S	W	30-14
11/06 JAGUARS	S	W	19-14
11/13 at Panthers	S	W	20-17
11/20 BUCCANEERS	S	L	17-19
11/27 at Broncos	S	W	30-27+
12/04 at Falcons	S	W	29-28
2016 TOTALS	12-12		9-3

+ - Overtime

68	Mike Person	OL	6-4	300lbs	28	6	Montana State	FA-16
----	-------------	----	-----	--------	----	---	---------------	-------

MIKE PERSON - NFL REGULAR SEASON STATISTICS

TEAM	GP	GS
2011 49ers	0	0
2012 Colts	0	0
Went from Colts to Seahawks .		
2012 Seahawks	0	0
2013 Seahawks	1	0
Went from Seahawks to Rams .		
2013 Rams	0	0
2014 Rams	16	0
2015 Falcons	14	14
2016 Falcons	0	0
Went from Falcons to Chiefs .		
2016 Chiefs	0	0
NFL TOTALS	31	14

MIKE PERSON - NFL PLAYOFF STATISTICS

TEAM	GP	GS
2011 49ers	0	0
2012 Seahawks	0	0
NFL TOTALS	0	0

2016 GAME-BY-GAME REGULAR SEASON STATISTICS (FALCONS/CHIEFS)

OPPONENT	P/S		W/L	SCORE
09/11 BUCCANEERS		INACTIVE	L	24-31
09/18 at Raiders		INACTIVE	W	35-28
09/26 at Saints		INACTIVE	W	45-32
10/02 PANTHERS		INACTIVE	W	48-33
10/09 at Broncos		INACTIVE	W	23-16
10/16 at Seahawks		INACTIVE	L	24-26
10/23 CHARGERS		INACTIVE	L	30-33+
Went from Falcons to Chiefs .				
11/06 JAGUARS		INACTIVE	W	19-14
11/13 at Panthers		INACTIVE	W	20-17
11/20 BUCCANEERS		INACTIVE	L	17-19
11/27 at Broncos		INACTIVE	W	30-27+
12/04 at Falcons		INACTIVE	W	29-28
2016 TOTALS	0-0		8-4	

70 Bryan Witzmann

T 6-7 320lbs 26 2

South Dakota State

W (DAL)-16

BRYAN WITZMANN - NFL REGULAR SEASON STATISTICS

TEAM	GP	GS
2016 Chiefs	7	0
NFL TOTALS	7	0

2016 GAME-BY-GAME REGULAR SEASON STATISTICS (CHIEFS)

OPPONENT	P/S		W/L	SCORE
09/11 CHARGERS		INACTIVE	W	33-27+
09/18 at Texans	P		L	12-19
09/25 JETS	P		W	24-3
10/02 at Steelers		DID NOT PLAY	L	14-43
10/16 at Raiders		INACTIVE	W	26-10
10/23 SAINTS		INACTIVE	W	27-21
10/30 at Colts		INACTIVE	W	30-14
11/06 JAGUARS	P		W	19-14
11/13 at Panthers	P		W	20-17
11/20 BUCCANEERS	P		L	17-19
11/27 at Broncos	P		W	30-27+
12/04 at Falcons	P		W	29-28
2016 TOTALS	7-0		9-3	

+ - Overtime

71 Mitchell Schwartz T 6-5 320lbs 27 5 California UFA-16

MITCHELL SCHWARTZ - NFL REGULAR SEASON STATISTICS

TEAM	GP	GS
2012 Browns	16	16
2013 Browns	16	16
2014 Browns	16	16
2015 Browns	16	16
2016 Chiefs	12	12
NFL TOTALS	76	76

2016 GAME-BY-GAME REGULAR SEASON STATISTICS (CHIEFS)

OPPONENT	P/S	W/L	SCORE
09/11 CHARGERS	S	W	33-27+
09/18 at Texans	S	L	12-19
09/25 JETS	S	W	24-3
10/02 at Steelers	S	L	14-43
10/16 at Raiders	S	W	26-10
10/23 SAINTS	S	W	27-21
10/30 at Colts	S	W	30-14
11/06 JAGUARS	S	W	19-14
11/13 at Panthers	S	W	20-17
11/20 BUCCANEERS	S	L	17-19
11/27 at Broncos	S	W	30-27+
12/04 at Falcons	S	W	29-28
2016 TOTALS	12-12		9-3

+ - Overtime

72	Eric Fisher	T	6-7	315lbs	25	4	Central Michigan	D1-13
----	-------------	---	-----	--------	----	---	------------------	-------

ERIC FISHER - NFL REGULAR SEASON STATISTICS

TEAM	GP	GS
2013 Chiefs	14	13
2014 Chiefs	16	16
2015 Chiefs	16	14
2016 Chiefs	12	12
NFL TOTALS	58	55

ERIC FISHER - NFL PLAYOFF STATISTICS

TEAM	GP	GS
2013 Chiefs	0	0
2015 Chiefs	2	2
NFL TOTALS	2	2

2016 GAME-BY-GAME REGULAR SEASON STATISTICS (CHIEFS)

OPPONENT	P/S	W/L	SCORE
09/11 CHARGERS	S	W	33-27+
09/18 at Texans	S	L	12-19
09/25 JETS	S	W	24-3
10/02 at Steelers	S	L	14-43
10/16 at Raiders	S	W	26-10
10/23 SAINTS	S	W	27-21
10/30 at Colts	S	W	30-14
11/06 JAGUARS	S	W	19-14
11/13 at Panthers	S	W	20-17
11/20 BUCCANEERS	S	L	17-19
11/27 at Broncos	S	W	30-27+
12/04 at Falcons	S	W	29-28
2016 TOTALS	12-12		9-3

+ - Overtime

73	Zach Fulton	OL	6-5	316lbs	25	3	Tennessee	D6a-14
----	-------------	----	-----	--------	----	---	-----------	--------

ZACH FULTON - NFL REGULAR SEASON STATISTICS

TEAM	GP	GS
2014 Chiefs	16	16
2015 Chiefs	16	6
2016 Chiefs	12	8
NFL TOTALS	44	30

ZACH FULTON - NFL PLAYOFF STATISTICS

TEAM	GP	GS
2015 Chiefs	2	2
NFL TOTALS	2	2

2016 GAME-BY-GAME REGULAR SEASON STATISTICS (CHIEFS)

OPPONENT	P/S	W/L	SCORE
09/11 CHARGERS	P	W	33-27+
09/18 at Texans	S	L	12-19
09/25 JETS	S	W	24-3
10/02 at Steelers	S	L	14-43
10/16 at Raiders	P	W	26-10
10/23 SAINTS	P	W	27-21
10/30 at Colts	P	W	30-14
11/06 JAGUARS	S	W	19-14
11/13 at Panthers	S	W	20-17
11/20 BUCCANEERS	S	L	17-19
11/27 at Broncos	S	W	30-27+
12/04 at Falcons	S	W	29-28
2016 TOTALS	12-8	9-3	

+ - Overtime

75	Jah Reid	T	6-7	325lbs	28	6	Central Florida	FA-15
----	----------	---	-----	--------	----	---	-----------------	-------

JAH REID - NFL REGULAR SEASON STATISTICS

TEAM	GP	GS
2011 Ravens	16	0
2012 Ravens	9	7
2013 Ravens	10	0
2014 Ravens	4	0
2015 Chiefs	10	10
2016 Chiefs	8	1
NFL TOTALS	57	18

JAH REID - NFL PLAYOFF STATISTICS

TEAM	GP	GS
2011 Ravens	2	0
2012 Ravens	0	0
2014 Ravens	0	0
2015 Chiefs	2	1
NFL TOTALS	4	1

2016 GAME-BY-GAME REGULAR SEASON STATISTICS (CHIEFS)

OPPONENT	P/S		W/L	SCORE
09/11 CHARGERS		DID NOT PLAY	W	33-27+
09/18 at Texans	S		L	12-19
09/25 JETS		INACTIVE	W	24-3
10/02 at Steelers		INACTIVE	L	14-43
10/16 at Raiders		DID NOT PLAY	W	26-10
10/23 SAINTS	P		W	27-21
10/30 at Colts	P		W	30-14
11/06 JAGUARS	P		W	19-14
11/13 at Panthers	P		W	20-17
11/20 BUCCANEERS	P		L	17-19
11/27 at Broncos	P		W	30-27+
12/04 at Falcons	P		W	29-28
2016 TOTALS	8-1		9-3	

+ - Overtime

76	Laurent Duvernay-Tardif	G	6-5	321lbs	25	3	McGill	D6b-14
----	-------------------------	---	-----	--------	----	---	--------	--------

LAURENT DUVERNAY-TARDIF - NFL REGULAR SEASON STATISTICS

TEAM	GP	GS
2014 Chiefs	0	0
2015 Chiefs	16	13
2016 Chiefs	10	10
NFL TOTALS	26	23

LAURENT DUVERNAY-TARDIF - NFL PLAYOFF STATISTICS

TEAM	GP	GS
2015 Chiefs	1	1
NFL TOTALS	1	1

2016 GAME-BY-GAME REGULAR SEASON STATISTICS (CHIEFS)

OPPONENT	P/S	W/L	SCORE
09/11 CHARGERS	S	W	33-27+
09/18 at Texans		L	12-19
09/25 JETS		W	24-3
10/02 at Steelers	S	L	14-43
10/16 at Raiders	S	W	26-10
10/23 SAINTS	S	W	27-21
10/30 at Colts	S	W	30-14
11/06 JAGUARS	S	W	19-14
11/13 at Panthers	S	W	20-17
11/20 BUCCANEERS	S	L	17-19
11/27 at Broncos	S	W	30-27+
12/04 at Falcons	S	W	29-28
2016 TOTALS	10-10	9-3	

+ - Overtime

77	T.J. Barnes	DL	6-7	364lbs	26	3	Georgia Tech	D-
----	-------------	----	-----	--------	----	---	--------------	----

T.J. BARNES - NFL REGULAR SEASON STATISTICS

TEAM	GP	GS	TK	S	A	TFL	YDS	SK	YDS	QBH	NO	YDS	LG	TD	PD	FF	FR	YDS	TK	S	A	FF	FR	S	A
2014 Jets	6	0	4	4	0	1	1	0.0	0.0	0	0	0	0	0	0	0	0	0	0	0	0	0	0	0	0
2015 Jets	7	0	3	1	2	0	0	0.0	0.0	0	0	0	0	0	1	0	0	0	0	0	0	0	0	0	0
Went from Jets to Bills.																									
2015 Bills	4	1	1	0	1	0	0	0.0	0.0	0	0	0	0	0	0	0	0	0	0	0	0	0	0	0	0
2016 Chiefs	1	0	1	1	0	0	0	0.0	0.0	0	0	0	0	0	0	0	0	0	0	0	0	0	0	0	0
NFL TOTALS	18	1	9	6	3	1	1	0.0	0.0	0	0	0	0	0	1	0	0	0	0	0	0	0	0	0	0

T.J. BARNES - NFL PLAYOFF STATISTICS

TEAM	GP	GS	TK	S	A	TFL	YDS	SK	YDS	QBH	NO	YDS	LG	TD	PD	FF	FR	YDS	TK	S	A	FF	FR	S	A
2016 Chiefs	0	0	0	0	0	0	0	0.0	0.0	0	0	0	0	0	0	0	0	0	0	0	0	0	0	0	0
NFL TOTALS	0	0	0	0	0	0	0	0.0	0.0	0	0	0	0	0	0	0	0	0	0	0	0	0	0	0	0

2016 GAME-BY-GAME REGULAR SEASON STATISTICS (JAGUARS/CHIEFS)

OPPONENT	TACKLES								INTERCEPTIONS					O. FUMB			ST				MISC		SCORE		
	TK	S	A	SK	YDS	TFL	YDS	QBH	NO	YDS	LG	TD	PD	FF	FR	YDS	TK	S	A	FF	FR	S		A	
09/11 PACKERS	NOT ON ROSTER																							L 23-27	
09/18 at Chargers	NOT ON ROSTER																							L 14-38	
09/25 RAVENS	NOT ON ROSTER																							L 17-19	
10/02 COLTS	NOT ON ROSTER																							W 30-27	
Went from Jaguars to Chiefs .																									
10/16 at Raiders	PRACTICE SQUAD																							W 26-10	
10/23 SAINTS	PRACTICE SQUAD																							W 27-21	
10/30 at Colts	PRACTICE SQUAD																							W 30-14	
11/06 JAGUARS	PRACTICE SQUAD																							W 19-14	
11/13 at Panthers	PRACTICE SQUAD																							W 20-17	
11/20 BUCCANEERS	PRACTICE SQUAD																							L 17-19	
11/27 at Broncos	PRACTICE SQUAD																							W 30-27+	
12/04 at Falcons	P	1	1	0	0.0	0.0	0	0	0	0	0	0	0	0	0	0	0	0	0	0	0	0	0	W 29-28	
2016 TOTALS	1-0	1	1	0	0.0	0.0	0	0	0	0	0	0	0	0	0	0	0	0	0	0	0	0	0	8-4	

80	James O'Shaughnessy	TE	6-4	245lbs	24	2	Illinois State	D5b-15
----	---------------------	----	-----	--------	----	---	----------------	--------

JAMES O'SHAUGHNESSY - NFL REGULAR SEASON STATISTICS

TEAM	GP	GS	RUSHING					RECEIVING				
			NO.	YDS.	AVG.	LG	TD	NO.	YDS	AVG	LG	TD
2015 Chiefs	7	3	0	0	0.0	0	0	6	87	14.5	30	0
2016* Chiefs	12	1	0	0	0.0	0	0	2	-1	-0.5	-1	0
NFL TOTALS	19	4	0	0	0.0	0	0	8	86	10.8	30	0

JAMES O'SHAUGHNESSY - NFL PLAYOFF STATISTICS

TEAM	GP	GS	RUSHING					RECEIVING				
			NO.	YDS.	AVG.	LG	TD	NO.	YDS	AVG	LG	TD
2015 Chiefs	0	0	0	0	0.0	0	0	0	0	0.0	0	0
NFL TOTALS	0	0	0	0	0.0	0	0	0	0	0.0	0	0

JAMES O'SHAUGHNESSY - NFL REGULAR SEASON RETURN STATISTICS

TEAM	KICKOFF RETURNS					PUNT RETURNS					
	RET.	YDS.	AVG.	LG	TD	NO.	FC	YDS	AVG	LG	TD
2015 Chiefs	0	0	0.0	0	0	0	0	0	0.0	0	0
2016 Chiefs	0	0	0.0	0	0	0	0	0	0.0	0	0
NFL TOTALS	0	0	0.0	0	0	0	0	0	0.0	0	0

JAMES O'SHAUGHNESSY - NFL PLAYOFF RETURN STATISTICS

TEAM	KICKOFF RETURNS					PUNT RETURNS					
	RET.	YDS.	AVG.	LG	TD	NO.	FC	YDS	AVG	LG	TD
2015 Chiefs	0	0	0.0	0	0	0	0	0	0.0	0	0
NFL TOTALS	0	0	0.0	0	0	0	0	0	0.0	0	0

2016 GAME-BY-GAME REGULAR SEASON STATISTICS (CHIEFS)

OPPONENT	P/S	RECEIVING				RUSHING				W/L	SCORE
		NO	YDS	LG	TD	ATT	YDS	LG	TD		
09/11 CHARGERS	P	0	0	0	0	0	0	0	0	W	33-27+
09/18 at Texans	P	0	0	0	0	0	0	0	0	L	12-19
09/25 JETS	P	0	0	0	0	0	0	0	0	W	24-3
10/02 at Steelers	P	0	0	0	0	0	0	0	0	L	14-43
10/16 at Raiders	P	0	0	0	0	0	0	0	0	W	26-10
10/23 SAINTS	P	0	0	0	0	0	0	0	0	W	27-21
10/30 at Colts	P	0	0	0	0	0	0	0	0	W	30-14
11/06 JAGUARS	P	1	0	0	0	0	0	0	0	W	19-14
11/13 at Panthers	P	0	0	0	0	0	0	0	0	W	20-17
11/20 BUCCANEERS	P	0	0	0	0	0	0	0	0	L	17-19
11/27 at Broncos	S	1	-1	-1	0	0	0	0	0	W	30-27+
12/04 at Falcons	P	0	0	0	0	0	0	0	0	W	29-28
2016 TOTALS	12-1	2	-1	0	0	0	0	0	0	9-3	

+ - Overtime

DEMETRIUS HARRIS - NFL REGULAR SEASON STATISTICS

RUSHING													
TEAM	GP	GS	NO.	YDS.	AVG.	LG	TD	RECEIVING					
								NO.	YDS	AVG	LG	TD	
2013 Chiefs	0	0	0	0	0.0	0	0	0	0	0.0	0	0	
2014 Chiefs	8	3	0	0	0.0	0	0	3	20	6.7	10	0	
2015 Chiefs	16	9	0	0	0.0	0	0	7	74	10.6	25	1	
2016* Chiefs	12	7	0	0	0.0	0	0	11	86	7.8	13	0	
NFL TOTALS	36	19	0	0	0.0	0	0	21	180	8.6	25	1	

DEMETRIUS HARRIS - NFL PLAYOFF STATISTICS

2013-2015 NFL Season Statistics													
TEAM	GP	GS	RUSHING					RECEIVING					
			NO.	YDS.	AVG.	LG	TD	NO.	YDS	AVG	LG	TD	
2013 Chiefs	0	0	0	0	0.0	0	0	0	0	0	0.0	0	0
2014 Chiefs	0	0	0	0	0.0	0	0	0	0	0	0.0	0	0
2015 Chiefs	2	1	0	0	0.0	0	0	0	1	10	10.0	10	0
NFL TOTALS	2	1	0	0	0.0	0	0	0	1	10	10.0	10	0

DEMETRIUS HARRIS - NFL REGULAR SEASON RETURN STATISTICS

TEAM	KICKOFF RETURNS					PUNT RETURNS					
	RET.	YDS.	AVG.	LG	TD	NO.	FC	YDS	AVG	LG	TD
2013 Chiefs	0	0	0.0	0	0	0	0	0	0.0	0	0
2014 Chiefs	0	0	0.0	0	0	0	0	0	0.0	0	0
2015 Chiefs	0	0	0.0	0	0	0	0	0	0.0	0	0
2016 Chiefs	1	19	19.0	19	0	0	0	0	0.0	0	0
NFL TOTALS	1	19	19.0	19	0	0	0	0	0.0	0	0

DEMETRIUS HARRIS - NFL PLAYOFF RETURN STATISTICS

TEAM	KICKOFF RETURNS					PUNT RETURNS					
	RET.	YDS.	AVG.	LG	TD	NO.	FC	YDS	AVG	LG	TD
2013 Chiefs	0	0	0.0	0	0	0	0	0	0.0	0	0
2014 Chiefs	0	0	0.0	0	0	0	0	0	0.0	0	0
2015 Chiefs	0	0	0.0	0	0	0	0	0	0.0	0	0
NFL TOTALS	0	0	0.0	0	0	0	0	0	0.0	0	0

2016 GAME-BY-GAME REGULAR SEASON STATISTICS (CHIEFS)

		P/S	RECEIVING				RUSHING				W/L	SCORE
OPPONENT			NO	YDS	LG	TD	ATT	YDS	LG	TD		
09/11	CHARGERS	P	2	20	13	0	0	0	0	0	W	33-27+
09/18	at Texans	S	0	0	0	0	0	0	0	0	L	12-19
09/25	JETS	S	2	14	8	0	0	0	0	0	W	24-3
10/02	at Steelers	S	1	12	12	0	0	0	0	0	L	14-43
10/16	at Raiders	S	1	11	11	0	0	0	0	0	W	26-10
10/23	SAINTS	P	1	10	10	0	0	0	0	0	W	27-21
10/30	at Colts	P	3	13	12	0	0	0	0	0	W	30-14
11/06	JAGUARS	S	0	0	0	0	0	0	0	0	W	19-14
11/13	at Panthers	P	0	0	0	0	0	0	0	0	W	20-17
11/20	BUCCANEERS	S	0	0	0	0	0	0	0	0	L	17-19
11/27	at Broncos	S	0	0	0	0	0	0	0	0	W	30-27+
12/04	at Falcons	P	1	6	6	0	0	0	0	0	W	29-28
2016 TOTALS		12-7	11	86	13	0	0	0	0	0	9-3	

+ - Overtime

87	Travis Kelce	TE	6-5	260lbs	27	4	Cincinnati	D3a-13
----	--------------	----	-----	--------	----	---	------------	--------

TRAVIS KELCE - NFL REGULAR SEASON STATISTICS

		GP	GS	RUSHING					RECEIVING				
TEAM				NO.	YDS.	AVG.	LG	TD	NO.	YDS	AVG	LG	TD
2013 Chiefs		1	0	0	0	0.0	0	0	0	0	0.0	0	0
2014 Chiefs		16	11	0	0	0.0	0	0	67	862	12.9	34	5
2015 Chiefs		16	16	0	0	0.0	0	0	72	875	12.2	42t	5
2016* Chiefs		12	12	1	-5	-5.0	-5	0	65	815	12.5	44	3
NFL TOTALS		45	39	1	-5	-5.0	0	0	204	2,552	12.5	44	13

TRAVIS KELCE - NFL PLAYOFF STATISTICS

		GP	GS	RUSHING					RECEIVING				
TEAM				NO.	YDS.	AVG.	LG	TD	NO.	YDS	AVG	LG	TD
2013 Chiefs		0	0	0	0	0.0	0	0	0	0	0.0	0	0
2015 Chiefs		2	2	0	0	0.0	0	0	14	151	10.8	48	0
NFL TOTALS		2	2	0	0	0.0	0	0	14	151	10.8	48	0

TRAVIS KELCE - NFL REGULAR SEASON RETURN STATISTICS

KICKOFF RETURNS													PUNT RETURNS					
TEAM		RET.	YDS.	AVG.	LG	TD	NO.		FC	YDS	AVG	LG	TD					
2013 Chiefs		0	0	0.0	0	0	0		0	0	0.0	0	0					
2014 Chiefs		0	0	0.0	0	0	0		0	0	0.0	0	0					
2015 Chiefs		0	0	0.0	0	0	0		0	0	0.0	0	0					
2016 Chiefs		0	0	0.0	0	0	0		0	0	0.0	0	0					
NFL TOTALS		0	0	0.0	0	0	0		0	0	0.0	0	0					

TRAVIS KELCE - NFL PLAYOFF RETURN STATISTICS

TEAM	KICKOFF RETURNS					PUNT RETURNS					
	RET.	YDS.	AVG.	LG	TD	NO.	FC	YDS	AVG	LG	TD
2013 Chiefs	0	0	0.0	0	0	0	0	0	0.0	0	0
2015 Chiefs	0	0	0.0	0	0	0	0	0	0.0	0	0
NFL TOTALS	0	0	0.0	0	0	0	0	0	0.0	0	0

100-YARD RECEIVING GAMES (7)

DATE	TEAM	NO.	YDS.	AVG.	LG	TD
12/07/14	at Cardinals	7	110	15.7	29	0
09/13/15	at Texans	6	106	17.7	42t	2
01/09/16	at Texans	8	128	16.0	48	0
10/30/16*	at Colts	7	101	14.4	21	1
11/20/16*	BUCCANEERS	7	108	15.4	44	0
11/27/16*	at Broncos	8	101	12.6	21	0
12/04/16*	at Falcons	8	140	17.5	35	0

2016 GAME-BY-GAME REGULAR SEASON STATISTICS (CHIEFS)

OPPONENT	P/S	RECEIVING				RUSHING				W/L	SCORE
		NO	YDS	LG	TD	ATT	YDS	LG	TD		
09/11 CHARGERS	S	6	74	20	0	0	0	0	0	W	33-27+
09/18 at Texans	S	5	34	11	0	0	0	0	0	L	12-19
09/25 JETS	S	6	89	42	1	0	0	0	0	W	24-3
10/02 at Steelers	S	5	23	9	1	0	0	0	0	L	14-43
10/16 at Raiders	S	3	32	21	0	0	0	0	0	W	26-10
10/23 SAINTS	S	2	24	14	0	0	0	0	0	W	27-21
10/30 at Colts	S	7	101	21	1	0	0	0	0	W	30-14
11/06 JAGUARS	S	5	58	23	0	0	0	0	0	W	19-14
11/13 at Panthers	S	3	31	16	0	0	0	0	0	W	20-17
11/20 BUCCANEERS	S	7	108	44	0	1	-5	-5	0	L	17-19
11/27 at Broncos	S	8	101	21	0	0	0	0	0	W	30-27+
12/04 at Falcons	S	8	140	35	0	0	0	0	0	W	29-28
2016 TOTALS	12-12	65	815	44	3	1	-5	-5	0	9-3	

+ - Overtime

88 Ross Travis TE 6-7 235lbs 23 1 Penn State CFA-15

ROSS TRAVIS - NFL REGULAR SEASON STATISTICS

TEAM	GP	GS	RUSHING					RECEIVING				
			NO.	YDS.	AVG.	LG	TD	NO.	YDS	AVG	LG	TD
2016* Chiefs	6	3	0	0	0.0	0	0	3	15	5.0	6	0
NFL TOTALS	6	3	0	0	0.0	0	0	3	15	5.0	6	0

ROSS TRAVIS - NFL REGULAR SEASON RETURN STATISTICS

TEAM	KICKOFF RETURNS					PUNT RETURNS					
	RET.	YDS.	AVG.	LG	TD	NO.	FC	YDS	AVG	LG	TD
2016 Chiefs	0	0	0.0	0	0	0	0	0	0.0	0	0
NFL TOTALS	0	0	0.0	0	0	0	0	0	0.0	0	0

2016 GAME-BY-GAME REGULAR SEASON STATISTICS (CHIEFS)

			RECEIVING				RUSHING					
	OPPONENT	P/S	NO	YDS	LG	TD	ATT	YDS	LG	TD	W/L	SCORE
09/11	CHARGERS	P	0	0	0	0	0	0	0	0	W	33-27+
09/18	at Texans	S	0	0	0	0	0	0	0	0	L	12-19
09/25	JETS	S	2	10	6	0	0	0	0	0	W	24-3
10/02	at Steelers	P	0	0	0	0	0	0	0	0	L	14-43
10/16	at Raiders					INACTIVE					W	26-10
10/23	SAINTS					INACTIVE					W	27-21
10/30	at Colts					INACTIVE					W	30-14
11/06	JAGUARS					INACTIVE					W	19-14
11/13	at Panthers	S	1	5	5	0	0	0	0	0	W	20-17
11/20	BUCCANEERS	P	0	0	0	0	0	0	0	0	L	17-19
11/27	at Broncos					INACTIVE					W	30-27+
12/04	at Falcons					INACTIVE					W	29-28
2016 TOTALS		6-3	3	15	6	0	0	0	0	0	9-3	

+ - Overtime

91	Tamba Hali	LB	6-3	275lbs	33	11	Penn State	D1-06
----	------------	----	-----	--------	----	----	------------	-------

TAMBA HALI - NFL REGULAR SEASON STATISTICS

TEAM		GP GS		TACKLES							INTERCEPTIONS							O. FUMB				ST				MISC	
				TK	S	A	TFL	YDS	SK	YDS	QBH	NO	YDS	LG	TD	PD	FF	FR	YDS	TK	S	A	FF	FR	S	A	
2006	Chiefs	16	16	65	55	10	0	0	8.0	51.5	6	1	-9	0	0	4	5	1	0	0	0	0	0	0	0	0	
2007	Chiefs	16	16	60	52	8	0	0	7.5	50.0	11	0	0	0	0	2	2	0	0	0	0	0	0	0	0	0	
2008	Chiefs	15	15	55	44	11	5	0	3.0	23.0	6	0	0	0	0	2	3	1	0	0	0	0	0	0	0	0	
2009	Chiefs	16	16	66	35	31	9	0	8.5	45.5	11	0	0	0	0	1	4	0	0	0	0	0	0	0	0	0	
2010	Chiefs	16	16	50	31	19	12	0	14.5	91.5	27	0	0	0	0	3	4	2	2	0	0	0	0	0	0	0	
2011	Chiefs	16	16	83	68	15	12	0	12.0	80.0	27	0	0	0	0	0	4	0	0	0	0	0	0	0	0	0	
2012	Chiefs	15	15	51	43	8	13	1	9.0	57.0	16	0	0	0	0	2	1	0	0	0	0	0	0	0	0	0	
2013	Chiefs	15	15	46	39	7	12	90	11.0	78.5	15	1	10	10t	1	1	4	2	11	0	0	0	0	0	0	0	
2014	Chiefs	16	16	59	47	12	7	29	6.0	40.0	11	0	0	0	0	0	3	1	0	0	0	0	0	0	0	0	
2015	Chiefs	15	14	48	39	9	11	55	6.5	53.0	18	0	0	0	0	1	2	0	0	0	0	0	0	0	0	0	
2016	Chiefs	12	1	30	22	8	4	22	3.5	25.0	8	0	0	0	0	0	0	1	0	0	0	0	0	0	0	0	
NFL TOTALS		168	156	613	475	138	85	197	89.5	595.0	156	2	1	10t	1	16	32	8	13	0	0	0	0	0	0	0	

TAMBA HALI - NFL PLAYOFF STATISTICS

TEAM	G	GS	TACKLES								QBH	INTERCEPTIONS					O. FUMB				ST				MISC	
			TK	S	A	TFL	YDS	SK	YDS	YDS		NO	YDS	LG	TD	PD	FF	FR	YDS	TK	S	A	FF	FR	S	A
2006 Chiefs	1	1	5	4	1	0	0	0.0	0.0	0	0	0	0	0	0	0	0	0	0	0	0	0	0	0		
2010 Chiefs	1	1	8	6	2	0	0	2.0	8.0	1	0	0	0	0	1	1	1	0	0	0	0	0	0	0		
2013 Chiefs	1	1	1	1	0	0	0	0.0	0.0	1	0	0	0	0	0	1	0	0	0	0	0	0	0	0		
2015 Chiefs	2	1	3	1	2	0	0	0.0	0.0	0	0	0	0	0	0	0	0	0	0	0	0	0	0	0		
NFL TOTALS	5	4	17	12	5	0	0	2.0	8.0	2	0	0	0	0	1	2	1	0	0	0	0	0	0	0		

2016 GAME-BY-GAME REGULAR SEASON STATISTICS (CHIEFS)

OPPONENT		TACKLES								INTERCEPTIONS					O. FUMB			ST					MISC		SCORE
		TK	S	A	SK	YDS	TFL	YDS	QBH	NO	YDS	LG	TD	PD	FF	FR	YDS	TK	S	A	FF	FR	S	A	
09/11 CHARGERS	P	1	1	0	0.0	0.0	0	0	0	0	0	0	0	0	0	0	0	0	0	0	0	0	0	0	W 33-27+
09/18 at Texans	P	3	2	1	1.0	6.0	1	6	1	0	0	0	0	0	0	0	0	0	0	0	0	0	0	0	L 12-19
09/25 JETS	P	4	4	0	0.0	0.0	0	0	1	0	0	0	0	0	0	0	0	0	0	0	0	0	0	0	W 24-3
10/02 at Steelers	P	3	2	1	0.0	0.0	0	0	0	0	0	0	0	0	0	0	0	0	0	0	0	0	0	0	L 14-43
10/16 at Raiders	P	1	1	0	0.0	0.0	0	0	0	0	0	0	0	0	0	1	0	0	0	0	0	0	0	0	W 26-10
10/23 SAINTS	P	3	1	2	0.0	0.0	0	0	1	0	0	0	0	0	0	0	0	0	0	0	0	0	0	0	W 27-21
10/30 at Colts	P	3	2	1	0.5	5.0	0	0	1	0	0	0	0	0	0	0	0	0	0	0	0	0	0	0	W 30-14
11/06 JAGUARS	P	1	1	0	0.0	0.0	0	0	0	0	0	0	0	0	0	0	0	0	0	0	0	0	0	0	W 19-14
11/13 at Panthers	P	2	0	2	0.0	0.0	0	0	0	0	0	0	0	0	0	0	0	0	0	0	0	0	0	0	W 20-17
11/20 BUCCANEERS	P	2	1	1	0.0	0.0	0	0	0	0	0	0	0	0	0	0	0	0	0	0	0	0	0	0	L 17-19
11/27 at Broncos	S	5	5	0	1.0	7.0	1	7	1	0	0	0	0	0	0	0	0	0	0	0	0	0	0	0	W 30-27+
12/04 at Falcons	P	2	2	0	1.0	7.0	2	9	3	0	0	0	0	0	0	0	0	0	0	0	0	0	0	0	W 29-28
2016 TOTALS	12-1	30	22	8	3.5	25.0	4	22	8	0	0	0	0	0	0	1	0	0	0	0	0	0	0	0	9-3

+ - Overtime

92 Dontari Poe DT 6-3 346lbs 26 5 Memphis D1-12

DONTARI POE - NFL REGULAR SEASON STATISTICS

TEAM	GPGS	TACKLES								INTERCEPTIONS					O. FUMB			ST					MISC	
		TK	S	A	TFL	YDS	SK	YDS	QBH	NO	YDS	LG	TD	PD	FF	FR	YDS	TK	S	A	FF	FR	S	A
2012 Chiefs	16 16	38	28	10	3	0	0.0	0.0	3	0	0	0	0	0	4	0	0	0	0	0	0	0	0	0
2013 Chiefs	15 15	51	43	8	5	29	4.5	30.5	7	0	0	0	0	0	4	0	0	0	0	0	0	0	0	0
2014 Chiefs	16 16	45	37	8	4	25	6.0	30.5	8	0	0	0	0	0	1	0	0	0	0	0	0	0	0	0
2015 Chiefs	15 13	39	29	10	3	3	1.0	2.0	3	0	0	0	0	0	1	1	0	0	0	0	0	0	0	0
2016 Chiefs	12 12	20	12	8	1	2	0.5	2.5	9	0	0	0	0	0	2	0	0	0	0	0	0	0	0	0
NFL TOTALS	74 72	193	149	44	16	59	12.0	65.5	30	0	0	0	0	0	11	1	1	0	0	0	0	0	0	0

DONTARI POE - NFL PLAYOFF STATISTICS

TEAM	GPGS	TACKLES									INTERCEPTIONS					O. FUMB			ST					MISC	
		TK	S	A	TFL	YDS	SK	YDS	QBH	NO	YDS	LG	TD	PD	FF	FR	YDS	TK	S	A	FF	FR	S	A	
2013 Chiefs	1 1	1	0	1	0	0	0.0	0.0	0	0	0	0	0	0	0	0	0	0	0	0	0	0	0	0	
2015 Chiefs	2 2	5	1	4	0	0	0.0	0.0	0	0	0	0	0	0	0	1	0	0	0	0	0	0	0	0	
NFL TOTALS	3 3	6	1	5	0	0	0.0	0.0	0	0	0	0	0	0	0	1	0	0	0	0	0	0	0	0	

2016 GAME-BY-GAME REGULAR SEASON STATISTICS (CHIEFS)

OPPONENT		TACKLES								INTERCEPTIONS					O. FUMB			ST					MISC		SCORE
		TK	S	A	SK	YDS	TFL	YDS	QBH	NO	YDS	LG	TD	PD	FF	FR	YDS	TK	S	A	FF	FR	S	A	
09/11 CHARGERS	S	1	1	0	0.0	0.0	0	0	1	0	0	0	0	0	0	0	0	0	0	0	0	0	0	0	W 33-27+
09/18 at Texans	S	5	2	3	0.0	0.0	0	0	2	0	0	0	0	0	0	0	0	0	0	0	0	0	0	0	L 12-19
09/25 JETS	S	0	0	0	0.0	0.0	0	0	1	0	0	0	0	0	0	0	0	0	0	0	0	0	0	0	W 24-3
10/02 at Steelers	S	1	0	1	0.5	2.5	0	0	1	0	0	0	0	0	0	0	0	0	0	0	0	0	0	0	L 14-43
10/16 at Raiders	S	0	0	0	0.0	0.0	0	0	0	0	0	0	0	0	0	0	0	0	0	0	0	0	0	0	W 26-10
10/23 SAINTS	S	0	0	0	0.0	0.0	0	0	0	0	0	0	0	0	0	0	0	0	0	0	0	0	0	0	W 27-21
10/30 at Colts	S	2	1	1	0.0	0.0	0	0	1	0	0	0	0	0	0	0	0	0	0	0	0	0	0	0	W 30-14
11/06 JAGUARS	S	2	2	0	0.0	0.0	1	2	0	0	0	0	0	0	0	0	0	0	0	0	0	0	0	0	W 19-14
11/13 at Panthers	S	4	1	3	0.0	0.0	0	0	0	0	0	0	0	1	0	0	0	0	0	0	0	0	0	0	W 20-17
11/20 BUCCANEERS	S	2	2	0	0.0	0.0	0	0	1	0	0	0	0	1	0	0	0	0	0	0	0	0	0	0	L 17-19
11/27 at Broncos	S	1	1	0	0.0	0.0	0	0	0	0	0	0	0	0	0	0	0	0	0	0	0	0	0	0	W 30-27+
12/04 at Falcons	S	2	2	0	0.0	0.0	0	0	2	0	0	0	0	0	0	0	0	0	0	0	0	0	0	0	W 29-28
2016 TOTALS	12-12	20	12	8	0.5	2.5	1	2	9	0	0	0	0	2	0	0	0	0	0	0	0	0	0	0	9-3

+ - Overtime

94 Jarvis Jenkins DL 6-4 300lbs 28 6 Clemson FA-16

2016 GAME-BY-GAME REGULAR SEASON STATISTICS (CHIEFS)

OPPONENT			TACKLES							INTERCEPTIONS							O. FUMB			ST					MISC			SCORE
			TK	S	A	SK	YDS	TFL	YDS	QBH	NO	YDS	LG	TD	PD	FF	FR	YDS	TK	S	A	FF	FR	S	A			
09/11	CHARGERS	P	0	0	0	0.0	0.0	0	0	0	0	0	0	0	0	0	0	0	0	0	0	0	0	0	W 33-27+			
09/18	at Texans	P	2	0	2	0.0	0.0	0	0	0	0	0	0	0	0	0	0	0	0	0	0	0	0	0	L 12-19			
09/25	JETS	P	1	0	1	0.0	0.0	0	0	0	0	0	0	0	0	0	0	0	0	0	0	0	0	0	W 24-3			
10/02	at Steelers	P	2	0	2	0.0	0.0	0	0	0	0	0	0	0	0	0	0	0	0	0	0	0	0	0	L 14-43			
10/16	at Raiders	P	2	1	1	0.0	0.0	1	3	0	0	0	0	0	0	0	0	0	0	0	0	0	0	0	W 26-10			
10/23	SAINTS	S	2	0	2	0.0	0.0	0	0	0	0	0	0	0	0	0	0	0	0	0	0	0	0	0	W 27-21			
10/30	at Colts	S	1	1	0	1.0	7.0	1	7	2	0	0	0	0	0	0	0	0	0	0	0	0	0	0	W 30-14			
11/06	JAGUARS	S	2	1	1	0.0	0.0	0	0	0	0	0	0	0	0	0	0	0	0	0	0	0	0	0	W 19-14			
11/13	at Panthers	S	3	3	0	1.0	12.0	1	12	1	0	0	0	0	0	0	0	0	0	0	0	0	0	0	W 20-17			
11/20	BUCCANEERS	S	1	1	0	0.0	0.0	0	0	2	0	0	0	0	1	0	0	0	0	0	0	0	0	0	L 17-19			
11/27	at Broncos	S	1	1	0	0.0	0.0	1	1	0	0	0	0	0	1	0	0	0	0	0	0	0	0	0	W 30-27+			
12/04	at Falcons	S	0	0	0	0.0	0.0	0	0	2	0	0	0	0	0	0	0	0	0	0	0	0	0	0	W 29-28			
2016 TOTALS			12-7	17	8	9	2.0	19.0	4	23	7	0	0	0	2	0	0	0	0	0	0	0	0	0	9-3			

+ - Overtime

98 Kendall Reyes DE 6-4 300lbs 27 5 Connecticut D-

KENDALL REYES - NFL REGULAR SEASON STATISTICS

TEAM	GP	GS	TACKLES								INTERCEPTIONS					O. FUMB			ST					MISC		
			TK	S	A	TFL	YDS	SK	YDS	QBH	NO	YDS	LG	TD	PD	FF	FR	YDS	TK	S	A	FF	FR	S	A	
2012 Chargers	16	4	28	16	12	7	0	5.5	33.5	10	0	0	0	0	1	0	0	0	0	0	0	0	0	0	0	
2013 Chargers	16	16	34	25	9	5	28	5.0	28.0	7	0	0	0	0	2	0	0	0	0	0	0	0	0	0	0	
2014 Chargers	16	15	32	15	17	2	10	1.0	10.0	6	0	0	0	0	0	0	0	0	0	0	0	0	0	0	0	
2015 Chargers	16	15	32	25	7	5	23	2.0	9.0	7	1	1	1	0	4	0	0	0	0	0	0	0	0	0	0	
2016 Redskins	2	0	5	3	2	0	0	0.0	0.0	0	0	0	0	0	0	0	0	0	0	0	0	0	0	0	0	
Went from Redskins to Chiefs.																										
2016 Chiefs	7	0	10	8	2	3	11	1.0	4.0	4	0	0	0	0	1	0	0	0	0	0	0	0	0	0	0	
NFL TOTALS	73	50	141	92	49	22	72	14.5	84.5	34	1	1	1	0	8	0	0	0	0	0	0	0	0	0	0	

KENDALL REYES - NFL PLAYOFF STATISTICS

TEAM	GPGS	TACKLES									INTERCEPTIONS					O. FUMB			ST					MISC		
		TK	S	A	TFL	YDS	SK	YDS	QBH	NO	YDS	LG	TD	PD	FF	FR	YDS	TK	S	A	FF	FR	S	A		
2013 Chargers	2 2	3	1	2	0	0	0.0	0.0	0	0	0	0	0	1	0	0	0	0	0	0	0	0	0	0		
NFL TOTALS	2 2	3	1	2	0	0	0.0	0.0	0	0	0	0	0	1	0	0	0	0	0	0	0	0	0	0		

2016 GAME-BY-GAME REGULAR SEASON STATISTICS (REDSKINS/CHIEFS)

OPPONENT		TACKLES								INTERCEPTIONS					O. FUMB			ST					MISC		SCORE	
		TK	S	A	SK	YDS	TFL	YDS	QBH	NO	YDS	LG	TD	PD	FF	FR	YDS	TK	S	A	FF	FR	S	A		
09/12 STEELERS	P	2	1	1	0.0	0.0	0	0	0	0	0	0	0	0	0	0	0	0	0	0	0	0	0	0	L 16-38	
09/18 COWBOYS		INACTIVE																						L 23-27		
09/25 at Giants		INACTIVE																						W 29-27		
10/02 BROWNS	P	3	2	1	0.0	0.0	0	0	0	0	0	0	0	0	0	0	0	0	0	0	0	0	0	0	W 31-20	
Went from Redskins to Chiefs.																										
10/23 SAINTS	P	0	0	0	0.0	0.0	0	0	0	0	0	0	0	0	0	0	0	0	0	0	0	0	0	0	W 27-21	
10/30 at Colts	P	0	0	0	0.0	0.0	0	0	0	0	0	0	0	0	0	0	0	0	0	0	0	0	0	0	W 30-14	
11/06 JAGUARS	P	2	2	0	0.0	0.0	0	0	0	0	0	0	0	0	0	0	0	0	0	0	0	0	0	0	W 19-14	
11/13 at Panthers	P	2	0	2	0.0	0.0	0	0	0	0	0	0	0	0	0	0	0	0	0	0	0	0	0	0	W 20-17	
11/20 BUCCANEERS	P	1	1	0	0.0	0.0	1	2	1	0	0	0	0	0	0	0	0	0	0	0	0	0	0	0	L 17-19	
11/27 at Broncos	P	3	3	0	1.0	4.0	1	4	3	0	0	0	0	1	0	0	0	0	0	0	0	0	0	0	W 30-27+	
12/04 at Falcons	P	2	2	0	0.0	0.0	1	5	0	0	0	0	0	0	0	0	0	0	0	0	0	0	0	0	W 29-28	
2016 TOTALS	9-0	15	11	4	1.0	4.0	3	11	4	0	0	0	0	1	0	0	0	0	0	0	0	0	0	0	8-3	

+ - Overtime

99 Rakeem Nunez-Roches DL 6-2 307lbs 23 2 Southern Mississippi D6-15

RAKEEM NUNEZ-ROCHES - NFL REGULAR SEASON STATISTICS

TEAM	GPGS		TACKLES								INTERCEPTIONS					O. FUMB			ST					MISC	
			TK	S	A	TFL	YDS	SK	YDS	QBH	NO	YDS	LG	TD	PD	FF	FR	YDS	TK	S	A	FF	FR	S	A
2015 Chiefs	7	0	4	4	0	0	0	0.0	0.0	0	0	0	0	0	0	0	0	0	0	0	0	0	0	0	0
2016 Chiefs	7	3	17	10	7	3	6	0.0	0.0	1	0	0	0	0	0	0	0	0	0	0	0	0	0	0	0
NFL TOTALS	14	3	21	14	7	3	6	0.0	0.0	1	0	0	0	0	0	0	0	0	0	0	0	0	0	0	0

RAKEEM NUNEZ-ROCHES - NFL PLAYOFF STATISTICS

TEAM	GPGS		TACKLES								INTERCEPTIONS					O. FUMB			ST					MISC	
			TK	S	A	TFL	YDS	SK	YDS	QBH	NO	YDS	LG	TD	PD	FF	FR	YDS	TK	S	A	FF	FR	S	A
2015 Chiefs	0	0	0	0	0	0	0	0.0	0.0	0	0	0	0	0	0	0	0	0	0	0	0	0	0	0	0
2016 Chiefs	0	0	0	0	0	0	0	0.0	0.0	0	0	0	0	0	0	0	0	0	0	0	0	0	0	0	0
NFL TOTALS	0	0	0	0	0	0	0	0.0	0.0	0	0	0	0	0	0	0	0	0	0	0	0	0	0	0	0

2016 GAME-BY-GAME REGULAR SEASON STATISTICS (CHIEFS)

OPPONENT	TACKLES										INTERCEPTIONS					O. FUMB			ST					MISC		SCORE
	TK	S	A	SK	YDS	TFL	YDS	QBH	NO	YDS	LG	TD	PD	FF	FR	YDS	TK	S	A	FF	FR	S	A			
09/11 CHARGERS																										W 33-27+
09/18 at Texans																										L 12-19
09/25 JETS																										W 24-3
10/02 at Steelers																										L 14-43
10/16 at Raiders																										W 26-10
10/23 SAINTS	P	0	0	0	0.0	0.0	0	0	0	0	0	0	0	0	0	0	0	0	0	0	0	0	0	0	0	W 27-21
10/30 at Colts	P	0	0	0	0.0	0.0	0	0	1	0	0	0	0	0	0	0	0	0	0	0	0	0	0	0	0	W 30-14
11/06 JAGUARS	P	1	1	0	0.0	0.0	0	0	0	0	0	0	0	0	0	0	0	0	0	0	0	0	0	0	0	W 19-14
11/13 at Panthers	S	4	1	3	0.0	0.0	0	0	0	0	0	0	0	0	0	0	0	0	0	0	0	0	0	0	0	W 20-17
11/20 BUCCANEERS	S	5	3	2	0.0	0.0	1	4	0	0	0	0	0	0	0	0	0	0	0	0	0	0	0	0	0	L 17-19
11/27 at Broncos	S	6	5	1	0.0	0.0	2	2	0	0	0	0	0	0	0	0	0	0	0	0	0	0	0	0	0	W 30-27+
12/04 at Falcons	P	1	0	1	0.0	0.0	0	0	0	0	0	0	0	0	0	0	0	0	0	0	0	0	0	0	0	W 29-28
2016 TOTALS	7-3	17	10	7	0.0	0.0	3	6	1	0	0	0	0	0	0	0	0	0	0	0	0	0	0	0	0	9-3

+ - Overtime



CHIEFS

ALL-TIME RECORDS

THIS IS CHIEFS KINGDOM

Regular Individual



The following individual records relate solely to service with the Kansas City Chiefs. They include National Football League regular-season statistics only - with the exception of those single-game records marked by "*" or "**."

Service

Most Seasons, Active Players

15	Jerrel Wilson	1963-77
14	Len Dawson	1962-75
14	Ed Budde	1963-76
14	Nick Lowery	1980-93
14	Will Shields	1993-06
13	Jim Tyrer	1961-73
13	Buck Buchanan	1963-75
13	Emmitt Thomas	1966-78
13	Jan Stenerud	1967-79
13	Jack Rudnay	1970-82
13	John Alt	1984-96
12	Johnny Robinson	1960-71
12	Dave Hill	1963-74
12	Bobby Bell	1963-74
12	Mike Livingston	1968-79
12	Henry Marshall	1976-87
12	Tony Gonzalez	1997-08
12	Dustin Colquitt	2005-16
12	Derrick Johnson	2005-16

Most Games Played, Career (All 175+)

224	Will Shields	1993-06
212	Nick Lowery	1980-93
203	Jerrel Wilson	1963-77
190	Tony Gonzalez	1997-08
186	Jan Stenerud	1967-79
186	Dustin Colquitt	2005-16
183	Len Dawson	1962-75
183	Buck Buchanan	1963-75
181	Emmitt Thomas	1966-78
180	Jim Tyrer	1961-73
179	John Alt	1984-96
178	Jack Rudnay	1970-82
177	Ed Budde	1963-76

Most Games Started, Career (Since 1968)

223	Will Shields	1993-06
174	Tony Gonzalez	1997-08
171	Jack Rudnay	1970-82
164	Tim Grunhard	1990-00
*158	Len Dawson (*Since 1962)	1962-75
157	Derrick Thomas	1989-99
156	Tamba Hali	2005-16

Most Starts, Rookie, Season

16	Sylvester Hicks	1978
16	Art Still	1978
16	Dave Lutz	1983
16	Kevin Ross	1984
16	Dino Hackett	1986
16	Derrick Thomas	1989
16	Greg Wesley	2000
16	Derrick Johnson	2005
16	Tamba Hali	2006
16	Brandon Carr	2008
16	Glenn Dorsey	2008
16	Eric Berry	2010
16	Dontari Poe	2012
16	Marcus Peters	2015

Most Consecutive Games Played, Career

224	Will Shields	Sept. 5, 1993 - Dec. 31, 2006
186	Jan Stenerud	Sept. 9, 1967 - Dec. 16, 1979
180	Jim Tyrer	Sept. 10, 1961 - Dec. 2, 1973
168	Bobby Bell	Sept. 7, 1963 - Dec. 14, 1974
166	Buck Buchanan	Sept. 7, 1963 - Dec. 1, 1974

Most Consecutive Games Started (Since 1968)

223	Will Shields	Sept. 12, 1993 - Dec. 31, 2006
144	Emmitt Thomas	Sept. 28, 1968 - Oct. 15, 1978
134	Jim Lynch	Sept. 9, 1968 - Nov. 6, 1977
120	Tim Grunhard	Sept. 5, 1993 - Oct. 29, 2000
120	Tony Gonzalez	Sept. 19, 1999 - Nov. 12, 2006

Most Consecutive Games Started To Begin Career

101	Gary Barbaro	1976-82
64	Brandon Carr	2008-11
51	Art Still	1978-81
41	Tamba Hali	2006-08
37	Greg Wesley	2000-02

Most Games Started, Quarterback, Career

158	Len Dawson	1962-75
88	Trent Green	2001-06
77	Bill Kenney	1979-88
75	Mike Livingston	1968-79
57	Alex Smith	2013-16
52	Steve DeBerg	1988-91

Most Consecutive Games Started, Quarterback

81	Trent Green	Sept. 9, 2001 - Sept. 10, 2006
44	Len Dawson	Oct. 31, 1965 - Nov. 3, 1968
35	Steve DeBerg	Nov. 26, 1989 - Dec. 8, 1991
28	Steve Bono	Sept. 3, 1995 - Nov. 24, 1996
28	Elvis Grbac	Dec. 26, 1998 - Nov. 19, 2000
28	Len Dawson	Sept. 8, 1962 - Nov. 8, 1963

Most Consecutive Seasons Starting Every Game, QB

5	Trent Green	2001-05
2	Len Dawson	1966-67

Scoring

Most Points, Career (All 400+)

1,466	Nick Lowery	1980-93
1,231	Jan Stenerud	1967-79
517	Ryan Succop	2009-13
500	Priest Holmes	2001-07
462	Tony Gonzalez	1997-08
442	Pete Stoyanovich	1996-00

Most Seasons, 100 or More Points

11	Nick Lowery	1981, '83-86, '88-93
5	Jan Stenerud	1967-71
4	Ryan Succop	2009-10, '12-13
3	Pete Stoyanovich	1997-99
3	Lawrence Tynes	2004-06
2	Lin Elliott	1994-95
2	Morten Andersen	2002-03
2	Priest Holmes	2002-03
2	Larry Johnson	2005-06
2	Cairo Santos	2014-15
1	Jack Spikes	1960
1	Abner Haynes	1962
1	Todd Peterson	2001

Most Points, Season (All 125+)

162	Priest Holmes	2003
144	Priest Holmes	2002
139	Nick Lowery	1990
129	Jan Stenerud	1968
129	Cairo Santos	2015
126	Larry Johnson	2005
125	Lawrence Tynes	2005

Most Points, Non-Kickers, Rookie, Season

72	Abner Haynes	1960
66	Billy Jackson	1981
54	Johnny Robinson	1960
54	Mike Garrett	1966
42	Robert Holmes	1968
42	Tyreek Hill	2016

Most Points, Kickers, Rookie, Season

113	Cairo Santos	2014
108	Jan Stenerud	1967
104	Jack Spikes	1960
104	Ryan Succop	2009
87	Tommy Brooker	1962

Most Points, Game

30	Abner Haynes vs. Oakland	Nov. 26, 1961
30	Jamaal Charles at Oakland	Dec. 15, 2013
24	Frank Jackson vs. Denver	Dec. 10, 1961
24	Abner Haynes vs. Boston	Sept. 8, 1962
24	Frank Jackson at San Diego	Dec. 13, 1964
24	Bert Coan at Denver	Oct. 23, 1966
24	Priest Holmes at Cleveland	Sept. 8, 2002
24	Priest Holmes vs. Atlanta	Oct. 24, 2004
24	Derrick Blaylock vs. Atlanta	Oct. 24, 2004
24	Larry Johnson vs. Seattle	Oct. 29, 2006

Most Touchdowns, Career

83	Priest Holmes (76 rush, 7 rec.)	2001-07
76	Tony Gonzalez (0 rush, 76 rec.)	1997-08
64	Jamaal Charles (43 rush, 20 rec., 1 KR)	2008-16
61	Larry Johnson (55 rush, 6 rec.)	2003-09
60	Otis Taylor (3 rush, 57 rec.)	1965-75
58	Abner Haynes (39 rush, 17 rec., 1 KR, 1 fum.)	1960-64

Most Touchdowns, Season

27	Priest Holmes (27 rush, 0 rec.)	2003
24	Priest Holmes (21 rush, 3 rec.)	2002
21	Larry Johnson (20 rush, 1 rec.)	2005
19	Abner Haynes (13 rush, 6 rec.)	1962
19	Larry Johnson (17 rush, 2 rec.)	2006
19	Jamaal Charles (12 rush, 7 rec.)	2013

Most Touchdowns, Rookie, Season

12	Abner Haynes (9 rush, 3 rec.)	1960
11	Billy Jackson (10 rush, 1 rec.)	1981
8	Johnny Robinson (4 rush, 4 rec.)	1960
8	Mike Garrett (6 rush, 1 rec., 1 PR)	1966
7	Robert Holmes (7 rush, 0 rec.)	1968
7	Tyreek Hill (1 rush, 5 rec., 1 KR)	2016

Most Touchdowns, Game

5	Abner Haynes vs. Oakland	Nov. 26, 1961
5	Jamaal Charles at Oakland	Dec. 15, 2013
4	Frank Jackson vs. Denver	Dec. 10, 1961
4	Abner Haynes vs. Boston	Sept. 8, 1962
4	Frank Jackson at San Diego	Dec. 13, 1964
4	Bert Coan at Denver	Oct. 23, 1966
4	Priest Holmes at Cleveland	Sept. 8, 2002
4	Priest Holmes vs. Atlanta	Oct. 24, 2004
4	Derrick Blaylock vs. Atlanta	Oct. 24, 2004
4	Larry Johnson vs. Seattle	Oct. 29, 2006
3	36 times;	
	Last, Tyreek Hill at Denver	Nov. 27, 2016

Most Consecutive Games Scoring Touchdowns

11	Priest Holmes	2002
9	Larry Johnson	2006
8	Priest Holmes	2003-04

8	Larry Johnson	2004-05
7	Marcus Allen	1993
7	Priest Holmes	2004-05
7	Larry Johnson	2005
7	Dwayne Bowe	2010
7	Jamaal Charles	2013

Most Points After TD Attempted, Career

483	Nick Lowery	1980-93
409	Jan Stenerud	1967-79
164	Pete Stoyanovich	1996-00
160	Ryan Succop	2009-13
149	Tommy Brooker	1962-66

Most Points After TD Attempted, Season

60	Lawrence Tynes	2004
59	Morten Andersen	2003
52	Ryan Succop	2013
51	Morten Andersen	2002
46	Tommy Brooker	1964

Most Points After TD Attempted, Game

8	Tommy Brooker at Denver	Sept. 7, 1963
8	Mike Mercer at Denver	Oct. 23, 1966
8	Lawrence Tynes vs. Atlanta	Oct. 24, 2004
8	Ryan Succop at Oakland	Dec. 15, 2013

Most Points After TD Made, Career

479	Nick Lowery	1980-93
394	Jan Stenerud	1967-79
163	Pete Stoyanovich	1996-00
160	Ryan Succop	2009-13
149	Tommy Brooker	1962-66

Most Points After TD Made, Season

58	Morten Andersen	2003
58	Lawrence Tynes	2004
52	Ryan Succop	2013
51	Morten Andersen	2002
46	Tommy Brooker	1964

Most Points After TD Made, Game

8	Tommy Brooker at Denver	Sept. 7, 1963
8	Mike Mercer at Denver	Oct. 23, 1966
8	Lawrence Tynes vs. Atlanta	Oct. 24, 2004
8	Ryan Succop at Oakland	Dec. 15, 2013
7	Cotton Davidson vs. Denver	Dec.10, 1961
7	T. Brooker at N.Y. Titans	Nov. 11, 1962
7	Jack Spikes vs. Denver	Dec. 8, 1963
7	Tommy Brooker vs. Houston	Nov. 28, 1965
7	Morten Andersen vs. Arizona	Dec. 1, 2002
7	Morten Andersen vs. St. Louis	Dec. 8, 2002
7	Lawrence Tynes at Tennessee	Dec. 13, 2004

Most Consecutive Points After TD

197	Nick Lowery	1983-89
160	Ryan Succop	2009-13
155	Jan Stenerud	1968-73
149	Tommy Brooker	1962-66

Highest Point After Percentage, Career (100 PATs)

100.00	Ryan Succop (160-160)	2009-13
100.00	Tommy Brooker (149-149)	1962-66
99.39	Pete Stoyanovich (163-164)	1996-00
99.17	Nick Lowery (479-483)	1980-93
99.09	Morten Andersen (109-110)	2002-03
97.16	Lawrence Tynes (137-141)	2004-06

Most Field Goals Attempted, Career

436	Jan Stenerud	1967-79
410	Nick Lowery	1980-93
147	Ryan Succop	2009-13
115	Pete Stoyanovich	1996-00
95	Cairo Santos	2014-16

Most Field Goals Attempted, Season

44	Jan Stenerud	1971
42	Jan Stenerud	1970
40	Jan Stenerud	1968

Most Field Goals Attempted, Game

7	Cairo Santos at Cincinnati	October 4, 2015
7	Jan Stenerud vs. Buffalo	Dec. 19, 1971
6	Tommy Brooker vs. San Diego	Dec. 16, 1962
6	Jan Stenerud	6 times
	Last; at Washington	Oct. 10, 1976
6	Todd Peterson vs. Denver	Dec. 16, 2001
6	Ryan Succop at New Orleans	Sept. 23, 2012

Most Seasons Leading League, Field Goals Made

3	Jan Stenerud	1967, '70, '75
---	--------------	----------------

Most Field Goals Made, Career

329	Nick Lowery	1980-93
279	Jan Stenerud	1967-79
119	Ryan Succop	2009-13
93	Pete Stoyanovich	1996-00
80	Cairo Santos	2014-16

Most Field Goals Made, Season

34	Nick Lowery	1990
30	Jan Stenerud	1968, '70
	Cairo Santos	2015
28	Ryan Succop	2012
27	Jan Stenerud	1969
27	Nick Lowery	1988
27	Pete Stoyanovich	1998
27	Todd Peterson	2001
27	Lawrence Tynes	2005

Most Field Goals Made, Rookie, Season

25	Ryan Succop	2009
----	-------------	------

25	Cairo Santos	2014
21	Jan Stenerud	1967
13	Jack Spikes	1960
12	Tommy Brooker	1962

54	Nick Lowery at Detroit	Nov. 26, 1987
54	Pete Stoyanovich vs. Denver	Nov. 16, 1997
54	Ryan Succop vs. Minnesota	Oct. 2, 2011
54	Cairo Santos at Houston	Sept. 18, 2016

Most Field Goals Made, Game

7	Cairo Santos at Cincinnati	Oct. 5, 2015
6	Ryan Succop at New Orleans	Sept. 23, 2012
5	Jan Stenerud	3 times
	Last; vs. Buffalo	Dec. 19, 1971
5	Nick Lowery	4 times
	Last; vs. Denver	Sept. 20, 1993
5	Ryan Succop vs. Minnesota	Oct. 2, 2011
5	Cairo Santos at Denver	Nov. 15, 2015
4	Tommy Brooker vs. San Diego	Dec. 16, 1962
4	Mike Mercer at N.Y. Jets	Nov. 27, 1966
4	Lin Elliott vs. Seattle	Dec. 24, 1995
4	Jan Stenerud	10 times
4	Nick Lowery	8 times
4	Pete Stoyanovich	2 times
4	Todd Peterson vs. Denver	Dec. 16, 2001
4	Lawrence Tynes	2 times
	Last; vs. Denver	Nov. 23, 2006
4	Nick Novak vs. Denver	Sept. 28, 2008
4	Ryan Succop	4 times
	Last; at Tennessee	Oct. 6, 2013
4	Cairo Santos	5 times
	Last; at Carolina	Nov. 13, 2016

Most Consecutive Games Scoring Field Goals

16	Jan Stenerud	1969-70
15	Lawrence Tynes	2004-05
12	Pete Stoyanovich	1997-98
11	Jan Stenerud	1968-69
11	Jan Stenerud	1971-72
11	Nick Lowery	1985-86
11	Morten Andersen	2002

Most Consecutive Field Goals Made

22	Pete Stoyanovich	1997-98
22	Ryan Succop	2011
21	Nick Lowery	1990
21	Nick Lowery	1991
16	Jan Stenerud	1969
15	Nick Lowery	1992-93
15	Morten Anderson	2002
15	Ryan Succop	2009-10

Longest Field Goal

58	Nick Lowery at Washington	Sept. 18, 1983
58	Nick Lowery vs. L.A. Raiders	Sept. 12, 1985
57	Nick Lowery vs. Seattle	Sept. 14, 1980
55	Jan Stenerud at Denver	Oct. 4, 1970
54	Jan Stenerud at Houston	Sept. 9, 1967
54	Jan Stenerud at Denver	Oct. 5, 1969
54	Jan Stenerud at San Francisco	Dec. 6, 1971
54	Nick Lowery vs. L.A. Raiders	Nov. 6, 1983

Highest Field Goal Percentage, Career (100 Attempts)

81.0	Ryan Succop (119-147)	2009-13
80.9	Pete Stoyanovich (93-115)	1996-00
80.2	Nick Lowery (329-410)	1980-93
64.0	Jan Stenerud (279-436)	1967-79

Highest Field Goal Percentage, Season

96.3	Pete Stoyanovich (26-17)	1997
91.9	Nick Lowery (34-37)	1990
91.6	Nick Lowery (22-24)	1992
89.3	Cairo Santos (25-28)	2016
88.9	Nick Lowery (24-27)	1985
86.2	Ryan Succop (25-29)	2009

Highest Field Goal Percentage, Career At Arrowhead

88.1	Pete Stoyanovich (52-59)	1996-00
85.6	Nick Lowery (179-209)	1980-93
82.4	Ryan Succop (61-74)	2009-13
78.6	Cairo Santos (33-42)	2014-16
77.3	Lawrence Tynes (34-44)	2004-06
58.6	Jan Stenerud (75-128)	1972-79

Attempts Less Than 40 Yards, Season (15 Attempts)

21-21	Nick Lowery	1991
20-20	Pete Stoyanovich	1998
16-20	Ryan Succop	2012
17-19	Cairo Santos	2016
17-18	Cairo Santos	2014
17-18	Cairo Santos	2015
17-17	Ryan Succop	2009
16-16	Morten Andersen	2002
15-16	Ryan Succop	2013
14-15	Ryan Succop	2011

Most Field Goals, No Misses, Game

7	Cairo Santos at Cincinnati	Oct. 4, 2015
6	Ryan Succop at New Orleans	Sept. 23, 2012
5	Jan Stenerud at Buffalo	Nov. 2, 1969
5	Jan Stenerud vs. Buffalo	Dec. 7, 1969
5	Nick Lowery vs. L.A. Raiders	Sept. 12, 1985
5	Nick Lowery at Chicago	Dec. 29, 1990
5	Nick Lowery vs. Denver	Sept. 20, 1993
5	Ryan Succop vs. Minnesota	Oct. 2, 2011

Most Field Goals, 50 or More Yards, Career

20	Nick Lowery	1980-93
12	Jan Stenerud	1967-79

9	Ryan Succop	2009-13
7	Cairo Santos	2014-16
6	Lawrence Tynes	2004-06
5	Pete Stoyanovich	1996-99

Most Field Goals, 50 or More Yards, Season

4	Nick Lowery	1980
4	Cairo Santos	2015
3	Nick Lowery	1985, '88
3	Ryan Succop	2011
2	Pete Stoyanovich	1997, '98
2	Lawrence Tynes	2004, 2005, 2006
2	Ryan Succop	2009, '12
2	Cairo Santos	2016

Most Field Goals, 50 or More Yards, Game

2	Nick Lowery vs. Seattle	Sept. 14, 1980
2	Nick Lowery at New Orleans	Sept. 8, 1985
2	Nick Lowery at Detroit	Nov. 26, 1987
2	Lawrence Tynes at Miami	Oct. 21, 2005
2	Ryan Succop vs. Minnesota	Oct. 2, 2011
2	Cairo Santos at Cincinnati	Oct. 4, 2015

Most Defensive Touchdowns, Career

8	Bobby Bell (6 INTs, 2 FRs)	1963-74
5	Emmitt Thomas (5 INTs)	1966-78
5	Jim Kearney (5 INTs)	1967-75
5	Eric Berry (4 INTs)	2010-16
4	Lloyd Burruss (4 INTs)	1981-91
4	Derrick Thomas (4 FRs)	1989-99
4	James Hasty (3 INTs, 1 FR)	1995-99
4	Derrick Johnson (4 INTs)	2005-16

Most Defensive Touchdowns, Season

4	Jim Kearney (4 INTs)	1972
3	David Webster (2 INTs, 1 FR)	1960
3	Lloyd Burruss (3 INTs)	1986
3	Charles Mincy (2 INTs, 1 FR)	1992
3	Mark McMillian (3 INTs)	1997

Most Defensive Touchdowns, Game

2	Jim Kearney at Denver	Oct. 1, 1972
2	Lloyd Burruss vs. San Diego	Oct. 19, 1986
2	Cris Dishman at Oakland	Nov. 28, 1999
2	Derrick Johnson at Denver	Jan. 3, 2010

Most Special Teams Touchdowns, Career

11	Dante Hall (5 PRs, 6 KORs)	2000-06
8	Tamarick Vanover (4 PRs, 4 KORs)	1995-99
4	J.T. Smith (4 PRs)	1978-84
3	Dexter McCluster (3 PRs)	2010-13
2	Five players tied	

Most Special Teams Touchdowns, Season

4	Dante Hall (2 PRs, 2 KORs)	2003
3	Tamarick Vanover (2 KORs, 1 PR)	1995
3	Dante Hall (2 PRs, 1 KOR)	2002
2	J.T. Smith (2 PRs)	1979
2	J.T. Smith (2 PRs)	1980
2	Paul Palmer (2 KORs)	1987
2	Dale Carter (2 PRs)	1992
2	Dante Hall (2 KORs)	2004
2	Dexter McCluster (2 PRs)	2013

Most Safeties, Career

3	Derrick Thomas	1989-98
2	Bill Maas	1984-92
2	Dan Saleaumua	1989-96
2	Joe Phillips	1992-97
1	Buck Buchanan	1963-75
1	Willie Lanier	1967-77
1	John Lohmeyer	1973, '75-77
1	Ed Beckman	1977-84
1	Dino Hackett	1986-92
1	Albert Lewis	1983-93
1	Rob McGovern	1989-90
1	Bernard Pollard	2006-08
1	Tamba Hali	2006-16
1	Justin Houston	2011-16
1	D.J. Alexander	2015-16

Most Safeties, Season

1	Buck Buchanan	1968
1	Willie Lanier	1974
1	John Lohmeyer	1976
1	Ed Beckman	1978
1	Dino Hackett	1988
1	Albert Lewis	1988
1	Bill Maas	1988, '90
1	Rob McGovern	1989
1	Dan Saleaumua	1991, '96
1	Derrick Thomas	1994, '97, '98
1	Joe Phillips	1997
1	Bernard Pollard	2007
1	Tamba Hali	2009
1	Justin Houston	2012
1	D.J. Alexander	2015

Most Two-Point Conversions, Career

3	Tony Gonzalez	1997-08
3	Travis Kelce	2013-16
2	Bo Dickinson	1960-61
2	Curtis McClinton	1962-69
2	Jerrel Wilson	1963-77
2	Reg Carolan	1964-68
2	Trent Green	2001-06
2	Eddie Kennison	2001-07

Most Two-Point Conversions, Season

2	Bo Dickinson	1961
2	Travis Kelce	2015

Most Two-Point Conversion Passes, Career

8	Len Dawson	1962-75
4	Trent Green	2001-06
4	Alex Smith	2013-16
2	Randy Duncan	1961
2	Elvis Grbac	1997-00

Rushing

Most Seasons Leading League in Rushing

1	Abner Haynes	1960
1	Christian Okoye	1989
1	Priest Holmes	2001

Most Rushing Attempts, Career

1,375	Larry Johnson	2003-09
1,332	Jamaal Charles	2008-16
1,321	Priest Holmes	2001-07
1,246	Christian Okoye	1987-92
1,157	Ed Podolak	1969-77

Most Rushing Attempts, Season

*416	Larry Johnson	2006
370	Christian Okoye	1989
336	Larry Johnson	2005
327	Priest Holmes	2001
320	Priest Holmes	2003

*NFL RECORD

Most Rushing Attempts, Consecutive Seasons

752	Larry Johnson (336, 416)	2005-06
640	Priest Holmes (327, 313)	2001-02
633	Priest Holmes (313, 320)	2002-03
615	Christian Okoye (370, 245)	1989-90
574	Larry Johnson (416, 158)	2006-07

Most Rushing Attempts, Rookie, Season

234	Joe Delaney	1981
174	Robert Holmes	1968
157	Christian Okoye	1987
156	Abner Haynes	1960
147	Mike Garrett	1966

Most Rushing Attempts, Game

39	Larry Johnson vs. Seattle	Oct. 29, 2006
38	Christian Okoye at Green Bay	Dec. 10, 1989
37	Christian Okoye vs. Seattle	Nov. 5, 1989
36	Larry Johnson at Houston	Nov. 20, 2005
35	Barry Word vs. L.A. Raiders	Dec. 22, 1991

Most Rushing Yards, Career

7,260	Jamaal Charles	2008-16
6,070	Priest Holmes	2001-07
6,015	Larry Johnson	2003-09
4,897	Christian Okoye	1987-92
4,451	Ed Podolak	1969-77

Most Rushing Yards, Season (All 1,000+)

1,789	Larry Johnson	2006
1,750	Larry Johnson	2005
1,615	Priest Holmes	2002
1,555	Priest Holmes	2001
1,509	Jamaal Charles	2012
1,480	Christian Okoye	1989
1,467	Jamaal Charles	2010
1,420	Priest Holmes	2003
1,287	Jamaal Charles	2013
1,121	Joe Delaney	1981
1,120	Jamaal Charles	2009
1,087	Mike Garrett	1967
1,053	Tony Reed	1978
1,049	Abner Haynes	1962
1,031	Christian Okoye	1991
1,015	Barry Word	1990

Most Rushing Yards, Consecutive Seasons

3,539	Larry Johnson (1,750, 1,789)	2005-06
3,170	Priest Holmes (1,555, 1,615)	2001-02
3,035	Priest Holmes (1,615, 1,420)	2002-03
2,796	Jamaal Charles (1,509, 1,287)	2012-13
2,348	Larry Johnson (1,789, 559)	2006-07

Most Rushing Yards, Rookie, Season

1,121	Joe Delaney	1981
875	Abner Haynes	1960
866	Robert Holmes	1968
801	Mike Garrett	1966
660	Christian Okoye	1987
604	Curtis McClinton	1962

Most Rushing Yards, Game (All 200+)

259	Jamaal Charles at Denver	Jan. 3, 2010
233	Jamaal Charles at New Orleans	Sept. 23, 2012
226	Jamaal Charles vs. Indianapolis	Dec. 23, 2012
211	Larry Johnson at Houston	Nov. 20, 2005
201	Larry Johnson vs. Cincinnati	Jan. 1, 2006
200	Barry Word at Detroit	Oct. 14, 1990

Most Rushing Yards, Rookie, Game (All 150+)

193	Joe Delaney vs. Houston	Nov. 15, 1981
161	Mike Garrett at San Diego	Dec. 18, 1966
158	Robert Holmes at Cincinnati	Nov. 10, 1968
157	Abner Haynes at N.Y. Titans	Nov. 24, 1960

150 Kolby Smith vs. Oakland Nov. 25, 2007

Most Rushing Yards, Consecutive Games (All 300+)

361 (102, 259) J. Charles Dec. 27, 2009 - Jan. 3, 2010
343 (132, 211) Larry Johnson Nov. 13-20, 2005
332 (131, 201) L. Johnson Dec. 24, 2005 - Jan. 1, 2006
330 (211, 119) Larry Johnson Nov. 20-27, 2005
327 (155, 172) Larry Johnson Oct. 29 - Nov. 5, 2006
321 (233, 88) Jamaal Charles Sept. 23-30, 2012
319 (121, 198) Larry Johnson Sept. 21-28, 2008
311 (154, 157) Larry Johnson Nov. 19-23, 2006
310 (197, 113) Priest Holmes Nov. 24 - Dec. 1, 2002
310 (143, 167) Larry Johnson Dec. 11-17, 2005
301 (104, 197) Priest Holmes Nov. 17-24, 2002

Most Rushing Yards vs. One Opponent, Season

315 (56, 259) Jamaal Charles vs. Denver 2009
289 (154, 135) Larry Johnson vs. Oakland 2006
283 (126, 157) Larry Johnson vs. Denver 2006
282 (156, 126) Christian Okoye vs. Seattle 1989
274 (113, 161) Priest Holmes vs. Denver 2002

Most Games, 100 or More Rushing Yards, Career

30 Larry Johnson 2003-09
24 Priest Holmes 2001-07
23 Jamaal Charles 2008-16
14 Christian Okoye 1987-92
13 Abner Haynes 1960-65

Most Games, 100 or More Rushing Yards, Season

11 Larry Johnson 2006
10 Larry Johnson 2005
9 Priest Holmes 2002
8 Christian Okoye 1989
7 Priest Holmes 2001
7 Jamaal Charles 2012

Most Consecutive Games, 100 or More Rushing Yards

9 Larry Johnson Nov. 6, 2005 - Jan. 1, 2006
5 Priest Holmes Nov. 17 - Dec. 15, 2002
4 Larry Johnson Nov. 19 - Dec. 10, 2006
4 Jamaal Charles Dec. 13, 2009 - Jan. 3 2010
3 Joe Delaney Oct. 4 - Oct. 18, 1981
3 Christian Okoye Sept. 24 - Oct. 8, 1989
3 Christian Okoye Oct. 22 - Nov. 5, 1989
3 Larry Johnson Dec. 5 - Dec. 19, 2004
3 Larry Johnson Oct. 22 - Nov. 5, 2006
3 Jamaal Charles Nov. 25 - Dec. 9, 2012

Longest Run From Scrimmage

91 (TD) Jamaal Charles Sept. 23, 2012

86 (TD) Jamaal Charles Dec. 23, 2012
84 (TD) Ted McKnight at Seattle Sept. 30, 1979
82 (TD) Joe Delaney vs. Denver Oct. 18, 1981
82 (TD) Derrick Alexander vs. Pittsburgh Dec. 12, 1999
80 (TD) Abner Haynes at N.Y. Jets Nov. 29, 1964
80 (TD) Warren McVea vs. Cincinnati Oct. 26, 1969
80 Jamaal Charles at St. Louis Dec. 19, 2010
80 (TD) Jamaal Charles at Cleveland Dec. 9, 2012

Most Rushing Yards, QB, Season

498 Alex Smith 2015
431 Alex Smith 2013
386 Tyler Thigpen 2008
274 Steve Fuller 1980
272 Len Dawson 1963
264 Steve Fuller 1979

Most 10+ Yard Rushes, Career

196 Jamaal Charles 2008-16
190 Priest Holmes 2001-07
137 Larry Johnson 2003-09
71 Marcus Allen 1993-97
63 Kimble Anders 1991-00

Most 10+ Yard Rushes, Season

53 Priest Holmes 2002
52 Priest Holmes 2001
49 Larry Johnson 2006
47 Larry Johnson 2005
45 Jamaal Charles 2010

Most 10+ Yard Rushes, Game

10 Priest Holmes at Oakland Dec. 9, 2001
9 Priest Holmes at Seattle Nov. 24, 2002
7 Larry Johnson at N.Y. Giants Dec. 17, 2005
7 Jamaal Charles vs. Buffalo Oct. 31, 2010

Highest Rushing Average, Career (400 attempts)

5.45 Jamaal Charles (1,332-7,260) 2008-16
4.80 Abner Haynes (794-3,814) 1960-64
4.60 Priest Holmes (1,321-6,070) 2001-07
4.57 Kimble Anders (495-2,261) 1991-00
4.44 Ted McKnight (528-2,344) 1977-81

Highest Rushing Average, Season (100 attempts)

6.38 Jamaal Charles (230-1,467) 2010
6.03 Ted McKnight (104-627) 1978
5.89 Jamaal Charles (190-1,120) 2009
5.61 Abner Haynes (156-875) 1960
5.49 Mack Lee Hill (105-576) 1964

Highest Rushing Average, Game (10 attempts)

14.27	A. Haynes at N.Y. Titans (11-157)	Nov. 24, 1960
12.25	T. McKnight at Seattle (12-147)	Sept. 30, 1979
11.58	E. Podolak vs. Denver (12-139)	Dec. 6, 1970
11.45	J. Charles at St. Louis (11-126)	Dec. 19, 2010
11.29	A. Haynes vs. Oakland (14-158)	Nov. 26, 1961

Most Rushing Touchdowns, Career

76	Priest Holmes	2001-07
55	Larry Johnson	2003-09
44	Marcus Allen	1993-97
43	Jamaal Charles	2008-16
40	Christian Okoye	1987-92
39	Abner Haynes	1960-65

Most Rushing Touchdowns, Season

27	Priest Holmes	2003
21	Priest Holmes	2002
20	Larry Johnson	2005
17	Larry Johnson	2006
14	Priest Holmes	2004

Most Rushing Touchdowns, Consecutive Seasons

48	Priest Holmes (21, 27)	2002-03
41	Priest Holmes (27, 14)	2003-04
37	Larry Johnson (20, 17)	2005-06
29	Priest Holmes (8, 21)	2001-02
29	Larry Johnson (9, 20)	2004-05

Most Rushing Touchdowns, Rookie, Season

10	Billy Jackson	1981
9	Abner Haynes	1960
7	Robert Holmes	1968
6	Mike Garrett	1966
5	Jack Spikes	1960
5	Tony Reed	1977

Most Rushing Touchdowns, Game

4	Abner Haynes vs. Oakland	Nov. 26, 1961
4	Priest Holmes at Cleveland	Sept. 8, 2002
4	Priest Holmes vs. Atlanta	Oct. 24, 2004
4	Derrick Blaylock vs. Atlanta	Oct. 24, 2004
3	Jack Spikes vs. Houston	Oct. 1, 1961
3	Abner Haynes vs. Boston	Sept. 8, 1962
3	Bert Coan at Denver	Oct. 23, 1966
3	Ed Podolak at Detroit	Nov. 25, 1971
3	Ed Podolak vs. Cleveland	Dec. 12, 1976
3	Billy Jackson at Oakland	Oct. 25, 1981
3	Marcus Allen at Seattle	Dec. 5, 1993
3	Donnell Bennett at Philadelphia	Sept. 27, 1998
3	Bam Morris at San Diego	Nov. 22, 1998
3	Priest Holmes vs. Denver	Oct. 20, 2002

3	Priest Holmes vs. Pittsburgh	Sept. 14, 2003
3	Priest Holmes vs. Buffalo	Oct. 26, 2003
3	Priest Holmes vs. Detroit	Dec. 14, 2003
3	Priest Holmes at Minnesota	Dec. 20, 2003
3	Priest Holmes at Denver	Sept. 12, 2004
3	Priest Holmes vs. Indianapolis	Oct. 31, 2004
3	Larry Johnson at Dallas	Dec. 11, 2005
3	Larry Johnson vs. Cincinnati	Jan. 1, 2006
3	Larry Johnson vs. Seattle	Oct. 29, 2006
3	Larry Johnson vs. Jacksonville	Dec. 31, 2006
3	Jamaal Charles at Green Bay	Sept. 28, 2015

Most Rushing Touchdowns, Consecutive Games

7	Priest Holmes	Oct. 24-31, 2004
6	Priest Holmes	Dec. 14-20, 2003
5	Priest Holmes	5 times Last; Dec. 20-28, 2003
5	Larry Johnson	3 times Last; Oct. 22-29, 2006

Most Consecutive Games With Rushing Touchdown

11	Priest Holmes	Sept. 22 - Dec. 8, 2002
8	Priest Holmes	Nov. 23, 2003 - Sept. 19, 2004
8	Larry Johnson	Nov. 28, 2004 - Sept. 18, 2005
7	Larry Johnson	Nov. 20, 2005 - Jan. 1, 2006
7	Larry Johnson	Oct. 15 - Nov. 23, 2006

Passing

Most Seasons Leading League in Passing

4	Len Dawson	1962, 1964, 1966, 1968
---	------------	------------------------

Highest Passer Rating Career (1,000 attempts)

92.5	Alex Smith	2013-16
87.3	Trent Green	2001-06
83.2	Len Dawson	1962-75
81.8	Steve DeBerg	1988-91
80.6	Elvis Grbac	1997-00

Highest Passer Rating, Season (200 attempts)

101.9	Len Dawson	1966
98.8	Len Dawson	1968
98.4	Len Dawson	1962
98.0	Damon Huard	2006
96.3	Steve DeBerg	1990

Highest Passer Rating, Rookie, Season

112.3	Todd Blackledge	1983
66.9	Hunter Enis	1960
55.8	Steve Fuller	1979

Highest Passer Rating, Game (20 attempts)

158.3	Trent Green vs. Detroit	Dec. 14, 2003
158.3	Alex Smith at Oakland	Dec. 15, 2013
156.6	Steve Bono at Seattle	Sept. 3, 1995
154.3	Trent Green at Washington	Sept. 30, 2001
147.6	Bill Kenney at San Diego	Dec. 16, 1984
146.0	Joe Montana at Tampa Bay	Sept. 5, 1993

Most 100.0+ Passer Rating Games, Career

30	Len Dawson	1962-75
27	Trent Green	2001-06
19	Steve DeBerg	1988-91
19	Alex Smith	2013-16
14	Bill Kenney	1980-88

Most Passes Attempted, Career

3,696	Len Dawson	1962-75
2,777	Trent Green	2001-06
2,430	Bill Kenney	1979-88
1,813	Alex Smith	2013-16
1,751	Mike Livingston	1968-79
1,616	Steve DeBerg	1988-91

Most Passes Attempted, Season (All 500+)

603	Bill Kenney	1983
556	Trent Green	2004
547	Elvis Grbac	2000
523	Trent Green	2001
523	Trent Green	2003
520	Steve Bono	1995
508	Alex Smith	2013
507	Trent Green	2005

Most Passes Attempted, Consecutive Seasons

1,079	Trent Green (523, 556)	2003-04
1,063	Trent Green (556, 507)	2004-05
1,046	Elvis Grbac (499, 547)	1999-00
993	Trent Green (523, 470)	2001-02
993	Trent Green (470, 523)	2002-03

Most Passes Attempted, Rookie, Season

270	Steve Fuller	1979
54	Hunter Enis	1960
34	Todd Blackledge	1983

Most Passes Attempted, Game (All 50+)

55	Joe Montana at San Diego	Oct. 9, 1994
55	Steve Bono at Miami	Dec. 12, 1994
54	Joe Montana at Denver	Oct. 17, 1994
54	Steve Bono at San Diego	Sept. 29, 1996
53	Elvis Grbac at Oakland	Nov. 5, 2000
53	Trent Green at San Diego	Jan. 2, 2005
53	Matt Cassel at Denver	Nov. 14, 2010
52	Bill Kenney at Denver	Oct. 30, 1983
50	Bill Kenney vs. Buffalo	Nov. 30, 1986

50	Steve DeBerg at Cleveland	Nov. 24, 1991
50	Rich Gannon at Jacksonville	Nov. 9, 1997
50	Alex Smith at Pittsburgh	Oct. 2, 2016

Most Passes Completed, Career

2,115	Len Dawson	1962-75
1,720	Trent Green	2001-06
1,330	Bill Kenney	1979-88
1,168	Alex Smith	2013-16
934	Steve DeBerg	1988-91
912	Mike Livingston	1968-79

Most Passes Completed, Season (All 300+)

369	Trent Green (556 att.)	2004
346	Bill Kenney (603 att.)	1983
330	Trent Green (523 att.)	2003
326	Elvis Grbac (547 att.)	2000
317	Trent Green (507 att.)	2005
308	Alex Smith (508 att.)	2013
307	Alex Smith (470 att.)	2015
303	Alex Smith (464 att.)	2014

Most Passes Completed, Consecutive Seasons (All 600+)

699	Trent Green (330, 369)	2003-04
686	Trent Green (369, 317)	2004-05
620	Elvis Grbac (294, 326)	1999-00
617	Trent Green (287, 330)	2002-03
611	Alex Smith (308, 303)	2013-14
610	Alex Smith (303, 307)	2014-15

Most Passes Completed, Rookie, Season

146	Steve Fuller	1979
30	Hunter Enis	1960
20	Todd Blackledge	1983

Most Passes Completed, Game (All 30+)

39	Elvis Grbac at Oakland	Nov. 5, 2000
37	Joe Montana at San Diego	Oct. 9, 1994
34	Joe Montana at Denver	Oct. 17, 1994
34	Trent Green at Denver	Dec. 7, 2003
34	Alex Smith vs. San Diego	Sept. 11, 2016
33	Steve Bono at Miami	Dec. 12, 1994
33	Trent Green at San Diego	Jan. 2, 2005
33	Matt Cassel at Denver	Nov. 14, 2010
32	Trent Green at Tampa Bay	Nov. 7, 2004
32	Trent Green vs. Oakland	Dec. 25, 2004
31	Bill Kenney at San Diego	Dec. 11, 1983
31	Elvis Grbac vs. Carolina	Dec. 10, 2000
31	Trent Green at San Diego	Oct. 30, 2005
31	Alex Smith at Pittsburgh	Dec. 21, 2014
31	Alex Smith at Cincinnati	Oct. 4, 2015
30	Steve DeBerg vs. Cleveland	Nov. 24, 1991
30	Elvis Grbac vs. Seattle	Nov. 21, 1999
30	Alex Smith at Pittsburgh	Oct. 2, 2016

Most Consecutive Passes Completed

15	Len Dawson at Houston	Sept. 9, 1967
15	Bill Kenney vs. San Diego (13) at Washington (2)	Sept. 12, 1983 Sept. 18, 1983
15	Alex Smith at Oakland	Oct. 16, 2016
15	Alex Smith at Atlanta	Dec. 4, 2016
14	Trent Green vs. Indianapolis	Oct. 31, 2004

Most Seasons Leading League

*8	Len Dawson	1962, '64-69, '75
	*NFL RECORD	

Most Consecutive Seasons Leading League

*6	Len Dawson	1964-69
	*NFL RECORD	

Highest Completion Percentage, Career (1,000 attempts)

64.42	Alex Smith (1,813-1,168)	2013-16
61.94	Trent Green (1,777-1,720)	2001-06
57.97	Steve DeBerg (1,616-934)	1988-91
57.94	Elvis Grbac (1,548-897)	1997-00
57.35	Matt Cassel (1,489-854)	2009-12

Highest Completion Percentage, Season (100 attempts)

67.39	Alex Smith (371-250)	2016
66.43	Len Dawson (140-93)	1975
66.37	Trent Green (556-369)	2004
65.32	Alex Smith (470-307)	2015
65.30	Alex Smith (464-303)	2014
63.09	Trent Green (523-330)	2003
62.52	Trent Green (507-317)	2005
62.05	Damon Huard (206-332)	2007

Highest Completion Percentage, Rookie, Season

58.82	Todd Blackledge (34-20)	1983
55.56	Hunter Enis (54-30)	1960
54.07	Steve Fuller (270-146)	1979

Highest Completion Percentage, Game (20 attempts)

86.36	A. Smith at Oakland (22-19)	Oct. 16, 2016
86.21	A. Smith vs. St. Louis (29-25)	Oct. 26, 2014
85.00	A. Smith at Oakland (20-17)	Dec. 15, 2013
84.00	A. Smith at Baltimore (25-21)	Dec. 20, 2015
84.00	A. Smith at Atlanta (25-21)	Dec. 4, 2016

Most Passing Yards, Career (All 10,000+)

28,507	Len Dawson	1962-75
21,459	Trent Green	2001-06
17,277	Bill Kenney	1979-88
12,631	Alex Smith	2013-16

11,873	Steve DeBerg	1988-91
11,295	Mike Livingston	1968-79
10,642	Elvis Grbac	1997-00

Most Passing Yards, Season (All 4,000+)

4,591	Trent Green	2004
4,348	Bill Kenney	1983
4,169	Elvis Grbac	2000
4,039	Trent Green	2003
4,014	Trent Green	2005

Most Passing Yards, Consecutive Seasons

8,630	Trent Green (4,039, 4,591)	2003-04
8,605	Trent Green (4,591, 4,014)	2004-05
7,729	Trent Green (3,690, 4,039)	2002-03
7,558	Elvis Grbac (3,389, 4,169)	1999-00
7,473	Trent Green (3,783, 3,690)	2001-02

Most Passing Yards, Rookie, Season

1,484	Steve Fuller	1979
357	Hunter Enis	1960
259	Todd Blackledge	1983

Most Passing Yards, Game (All 400+)

504	Elvis Grbac at Oakland	Nov. 5, 2000
469	Matt Cassel at Denver	Nov. 14, 2010
435	Len Dawson vs. Denver	Nov. 1, 1964
411	Bill Kenney at San Diego	Dec. 11, 1983
400	Trent Green at Green Bay	Oct. 12, 2003

Most Games, 300 Yards Passing, Career

24	Trent Green	2001-06
15	Bill Kenney	1979-88
9	Len Dawson	1962-75
7	Elvis Grbac	1997-00
5	Steve DeBerg	1988-91

Most Games, 300 Yards Passing, Season

8	Trent Green	2004
7	Bill Kenney	1983
5	Elvis Grbac	2000
5	Trent Green	2003

Most Consecutive Games, 300 Yards Passing, Season

4	Bill Kenney	1983
4	Trent Green	2004
3	Elvis Grbac	2000
2	Joe Montana	1994
2	Steve Bono	1994
2	Trent Green	2001
2	Trent Green	2002
2	Trent Green	2003

Long Pass Completion (All TDs)

*99	Trent Green vs. San Diego (to Marc Boerigter)	Dec. 22, 2002
93	Mike Livingston vs. Miami (to Otis Taylor for 79 yards,lateral to Robert Holmes for 14 yards)	Oct. 19, 1969
92	Len Dawson at Denver (to Tommy Brooker)	Nov. 18, 1962
92	Len Dawson at Oakland (to Gloster Richardson)	Nov. 3, 1968
90	Len Dawson vs. Houston (to Frank Pitts)	Nov. 17, 1968
90	Steve DeBerg vs. San Diego (to J.J. Birden)	Nov. 18, 1990
	*NFL RECORD	

Most 20+ Yard Passes, Career

274	Trent Green	2001-06
152	Alex Smith	2013-16
133	Elvis Grbac	1997-00
122	Matt Cassel	2009-12
73	Steve DeBerg	1990-91
68	Joe Montana	1993-94

Most 20+ Yard Passes, Season

59	Trent Green	2004
55	Elvis Grbac	2000
54	Trent Green	2003
51	Trent Green	2001
51	Trent Green	2005

Most 20+ Yard Passes, Game

9	Matt Cassel at Denver	Nov. 14, 2010
7	Dave Krieg at L.A. Raiders	Dec. 6, 1992
7	Rich Gannon at San Diego	Nov. 22, 1998
7	Elvis Grbac at Oakland	Nov. 5, 2000
7	Trent Green at Arizona	Oct. 21, 2001
7	Trent Green vs. Indianapolis	Oct. 31, 2004
6	12 times; Last M. Cassel vs. CLE	Dec.20, 2009

Most Seasons Leading League

3	Len Dawson	1962, '66, '69
---	------------	----------------

Highest Passing Average, Career (1,000 attempts)

7.73	Trent Green (2,777-21,459)	2001-06
7.71	Len Dawson (3,696-28,507)	1962-75
7.35	Steve DeBerg (1,616-11,873)	1988-91
7.11	Bill Kenney (2,430-17,277)	1979-88
6.97	Alex Smith (1,813-12,631)	2013-16
6.88	Elvis Grbac (1,548-10,643)	1997-00

Highest Passing Average, Season (Qualifiers)

9.42	Len Dawson (224-2,109)	1968
8.90	Len Dawson (310-2,759)	1962
8.90	Len Dawson (284-2,527)	1966

Highest Passing Average, Game (20 attempts)

15.76	S. DeBerg at New England (21-331)	Dec. 2, 1990
14.35	A. Smith at Oakland (20-287)	Dec. 15, 2013
13.90	T. Green vs. Denver (21-292)	Dec. 16, 2001
12.82	L. Dawson vs. Denver (22-282)	Dec. 19, 1965

Most Seasons Leading League

*4	Len Dawson	1962, '63, '65, '66
	*NFL RECORD	

Most Touchdown Passes, Career

237	Len Dawson	1962-75
118	Trent Green	2001-06
105	Bill Kenney	1979-88
72	Alex Smith	2013-16
67	Steve DeBerg	1988-91

Most Touchdown Passes, Season

30	Len Dawson	1964
29	Len Dawson	1962
28	Elvis Grbac	2000
27	Trent Green	2004
27	Matt Cassel	2010
26	Len Dawson	1963, '66
26	Trent Green	2002

Most Touchdown Passes, Consecutive Seasons

56	Len Dawson (26, 30)	1963-64
55	Len Dawson (29, 26)	1962-63
51	Len Dawson (30, 21)	1964-65
51	Trent Green (24, 27)	2003-04
50	Elvis Grbac (22, 28)	1999-00
50	Len Dawson (26, 24)	1966-67
50	Trent Green (26, 24)	2002-03

Most Touchdown Passes, Rookie, Season

6	Steve Fuller	1979
3	Todd Blackledge	1983
1	Hunter Enis	1960

Most Touchdown Passes, Game

6	Len Dawson vs. Denver	Nov. 1, 1964
5	Len Dawson Last; vs. Miami	Oct. 8, 1967
5	Elvis Grbac vs. San Diego	Sept. 17, 2000
5	Trent Green vs. Miami	Sept. 29, 2002
5	Alex Smith at Oakland	Dec. 15, 2013
4	Len Dawson Last; at Baltimore	Sept. 28, 1970
4	Bill Kenney Last; at Chicago	Nov. 1, 1987
4	Trent Green at Cleveland	Dec. 3, 2006

4 Matt Cassel 2 times
Last; at Indianapolis Oct. 9, 2011

Most Consecutive Games, Touchdown Passes

15 Elvis Grbac Nov. 28, 1999 - Nov. 12, 2000
14 Len Dawson Oct. 3, 1965 - Oct. 8, 1966
12 Len Dawson Sept. 8, 1962 - Dec. 2, 1962
12 Trent Green Nov. 28, 2001 - Oct. 20, 2002

Most Consecutive Passes, None Intercepted

312 Alex Smith 2015
233 Steve DeBerg 1990
202 Rich Gannon 1997-98
162 Matt Cassel 2010
161 Tyler Thigpen 2008
159 Trent Green 2005

Most Passes Had Intercepted, Career

178 Len Dawson 1962-75
86 Bill Kenney 1979-88
85 Trent Green 2001-06
83 Mike Livingston 1968-79
50 Steve DeBerg 1988-91

Most Attempts, No Interceptions, Game (All 40+)

53 Matt Cassel at Denver Nov. 14, 2010
47 Trent Green at Denver Dec. 7, 2003
45 Alex Smith at Cincinnati Oct. 4, 2015
45 Bill Kenney at L.A. Raiders Oct. 9, 1983
45 Steve DeBerg at Denver Sept. 17, 1990
45 Trent Green at Green Bay Oct. 12, 2003
45 Alex Smith at Denver Nov. 17, 2013
45 Alex Smith at Pittsburgh Dec. 21, 2014
44 Alex Smith at Denver Nov. 27, 2016
43 Bill Kenney at Houston Oct. 23, 1983
43 Rich Gannon at Denver Dec. 6, 1998
43 Trent Green at Denver Dec. 15, 2002
43 Trent Green at San Diego Oct. 30, 2005
43 Matt Cassel vs. Buffalo Dec. 13, 2009
42 Trent Green vs. Cleveland Nov. 9, 2003
42 Trent Green at Cincinnati Nov. 16, 2003
42 Alex Smith at Denver Sept. 14, 2014
41 Todd Blackledge vs. Houston Nov. 11, 1984
41 Steve Bono vs. San Diego Oct. 9, 1995
41 Rich Gannon vs. Dallas Dec. 13, 1998
41 Tyler Thigpen at San Diego Nov. 9, 2008
40 Steve Bono vs. New England Oct. 15, 1995
40 Elvis Grbac vs. San Diego Oct. 16, 1997
40 Elvis Grbac vs. Oakland Oct. 15, 2000

Most Passes Had Intercepted, Season

24 Trent Green 2001
23 Cotton Davidson 1961
19 Len Dawson 1963
19 Bill Kenney 1983
17 Len Dawson 1962, '67

17 Trent Green 2004

Most Passes Had Intercepted, Rookie, Season

14 Steve Fuller 1979
2 Hunter Enis 1960
2 Brodie Croyle 2006
1 Tyler Thigpen 2007
0 Todd Blackledge 1983

Most Interceptions, Game

6 Todd Blackledge vs. L.A. Rams Oct. 20, 1985
5 Cotton Davidson at Houston Oct. 16, 1960
5 Len Dawson vs. Oakland Nov. 23, 1969
5 Mike Livingston vs. Pittsburgh Oct. 13, 1974
5 Bill Kenney vs. San Diego Sept. 20, 1981
5 Steve DeBerg at San Diego Sept. 24, 1989

Lowest Percentage, Passes Had Intercepted, Career (1,000 att)

1.25 Alex Smith (1,813-24) 2013-16
2.96 Matt Cassel (1,489-44) 2009-12
3.04 Elvis Grbac (1,548-47) 1997-00
3.09 Steve DeBerg (1,616-50) 1988-91
3.54 Bill Kenney (2,430-85) 1979-88

Lowest Percentage, Passes Had Intercepted, Season (200 att)

0.41 Damon Huard (244-1) 2006
0.90 Steve DeBerg (444-4) 1990
1.08 Alex Smith (371-4) 2016
1.29 Alex Smith (464-6) 2014
1.38 Alex Smith (508-7) 2013
1.49 Alex Smith (470-7) 2015
1.56 Matt Cassel (450-7) 2010
1.69 Rich Gannon (354-6) 1998
1.83 Joe Montana (493-9) 1994

Times Sacked

195.0 Bill Kenney 1979-88
173.0 Trent Green 2001-06
154.0 Alex Smith 2013-16
133.0 Mike Livingston 1968-79
120.0 Steve Fuller 1979-82
109.0 Matt Cassel 2009-12
90.0 Len Dawson 1962-75

Times Sacked, Season

49.0 Steve Fuller 1980
48.0 Dave Krieg 1992
45.0 Alex Smith 2014
45.0 Alex Smith 2015
42.0 Matt Cassel 2009
41.0 Bill Kenney 1983
39.0 Trent Green 2001
39.0 Alex Smith 2013

Times Sacked, Game

10.0 Steve Fuller vs. Baltimore Nov. 2, 1980
8.0 Steve Fuller at Pittsburgh Dec. 5, 1982

Pass Receiving

Most Seasons Leading League

1 MacArthur Lane (66 recs.) 1976

1 Tony Gonzalez (102 recs.) 2004

Most Pass Receptions, Career

916 Tony Gonzalez 1997-08
532 Dwayne Bowe 2007-14
416 Henry Marshall 1976-87
410 Otis Taylor 1965-75
391 Chris Burford 1960-67

Most Seasons, 50 or More Pass Receptions

11 Tony Gonzalez 1998-08
6 Dwayne Bowe 2007-08, 2010-13
5 Kimble Anders 1994-98
5 Eddie Kennison 2002-06
4 Chris Burford 1961, '63-64, '66
4 Otis Taylor 1966-67, '71-72
3 Carlos Carson 1983-84, '87
3 Stephone Paige 1986, '88, '90
3 Derrick Alexander 1998-00
3 Priest Holmes 2001-03
3 Travis Kelce 2014-16

Most Pass Receptions, Season (All 80+)

102 Tony Gonzalez 2004
99 Tony Gonzalez 2007
96 Tony Gonzalez 2008
93 Tony Gonzalez 2000
87 Jeremy Maclin 2015
86 Dwayne Bowe 2008
81 Dwayne Bowe 2011
80 Carlos Carson 1983

Most Pass Receptions, Consecutive Seasons

195 Tony Gonzalez (99, 96) 2007-08
180 Tony Gonzalez (102, 78) 2004-05
173 Tony Gonzalez (71, 102) 2003-04
172 Tony Gonzalez (73, 99) 2006-07
169 Tony Gonzalez (76, 93) 1999-00

Most Pass Receptions, Game (All 10+)

14 Tony Gonzalez at San Diego Jan. 2, 2005
13 Dwayne Bowe at Denver Nov. 14, 2010
13 Dwayne Bowe at Seattle Nov. 28, 2010
12 Ed Podolak vs. Denver Oct. 7, 1973
11 Chris Burford at Buffalo Sept. 22, 1963
11 Emile Harry at Cleveland Nov. 24, 1991
11 Kimble Anders vs. N.Y. Giants Sept. 10, 1995
11 Tony Gonzalez at New England Dec. 4, 2000
11 Dante Hall at Denver Dec. 7, 2003
11 Tony Gonzalez vs. Oakland Dec. 25, 2004
11 Jeremy Maclin at Cincinnati Oct. 4, 2015
10 Chris Burford at Boston Oct. 12, 1962
10 Chris Buford vs. Buffalo Oct. 13, 1963
10 Frank Jackson at N.Y. Jets Nov. 29, 1964
10 Chris Burford at Boston Sept. 25, 1966

10 Otis Taylor vs. Cincinnati Oct. 15, 1972
10 Ed Podolak at Houston Sept. 29, 1974
10 Stephone Paige at Denver Sept. 17, 1990
10 J.J. Birden at Miami Dec. 12, 1994
10 Kimble Anders vs. Denver Nov. 16, 1998
10 Tony Gonzalez at Denver Sept. 24, 2000
10 Tony Gonzalez vs. Carolina Dec. 10, 2000
10 Tony Gonzalez vs. Cincinnati Sept. 10, 2006
10 Tony Gonzalez vs. Green Bay Nov. 4, 2007
10 Tony Gonzalez vs. San Diego Dec. 2, 2007
10 Tony Gonzalez at Detroit Dec. 23, 2007
10 Tony Gonzalez at San Diego Nov. 9, 2008
10 Tony Gonzalez vs. Buffalo Nov. 23, 2008
10 Dwayne Bowe at Cincinnati Dec. 28, 2008
10 Tyreek Hill at Carolina Nov. 13, 2016

Most Pass Receptions, Half

11 T. Gonzalez (2nd) at San Diego Jan. 2, 2005
10 E. Harry (2nd) at Cleveland Nov. 24, 1991
9 C. Burford (2nd) vs. Buffalo Oct. 13, 1963
9 K. Anders (2nd) vs. N.Y. Giants Sept. 10, 1995
9 T. Gonzalez (1st) vs. Oakland Dec. 25, 2004

Most Consecutive Games, Pass Receptions

131 Tony Gonzalez Dec. 4, 2000 - Dec. 28, 2008
83 Stephone Paige Nov. 17, 1985 - Sept. 29, 1991
55 Eddie Kennison Dec. 9, 2001 - Oct. 2, 2005
48 Priest Holmes Sept. 9, 2001 - Sept. 19, 2004
46 Ed Podolak Oct. 22, 1970 - Dec. 21, 1975
46 Dwayne Bowe Nov. 11, 2007 - Nov. 28, 2010

Most Receptions, Running Back, Career

369 Kimble Anders 1991-00
288 Ed Podolak 1969-77
285 Jamaal Charles 2008-16
251 Priest Holmes 2001-07
197 Abner Haynes 1960-64

Most Receptions, Running Back, Season

74 Priest Holmes 2003
70 Priest Holmes 2002
70 Jamaal Charles 2013
67 Kimble Anders 1994
66 MacArthur Lane 1976

Most Receptions, Tight End, Career

916 Tony Gonzalez 1997-08
204 Travis Kelce 2013-16
198 Fred Arbanas 1962-70
163 Walter White 1975-79
135 Jonathan Hayes 1985-93
111 Keith Cash 1992-96

Most Pass Receptions, Tight End, Season

102	Tony Gonzalez	2004
99	Tony Gonzalez	2007
96	Tony Gonzalez	2008
93	Tony Gonzalez	2000
78	Tony Gonzalez	2005

Most Pass Receptions, Rookie, Season

70	Dwayne Bowe	2007
55	Abner Haynes (RB)	1960
50	Tyreek Hill	2016
48	Sylvester Morris	2000
47	Tony Moeaki (TE)	2010

Most Receiving Yards, Career (All 6,000+)

10,940	Tony Gonzalez	1997-08
7,306	Otis Taylor	1965-75
7,155	Dwayne Bowe	2007-14
6,454	Henry Marshall	1976-87
6,360	Carlos Carson	1980-89
6,341	Stephone Paige	1983-91

Most Seasons, 1,000 or More Receiving Yards

4	Tony Gonzalez	2000, 2004, 2007-08
3	Carlos Carson	1983-84, '87
3	Dwayne Bowe	2008, 2010-11
2	Otis Taylor	1966, '71
2	Eddie Kennison	2004-05
1	Stephone Paige	1990
1	Andre Rison	1997
1	Derrick Alexander	2000
1	Jeremy Maclin	2015

Most Receiving Yards, Season (All 1,000+)

1,391	Derrick Alexander	2000
1,351	Carlos Carson	1983
1,297	Otis Taylor	1966
1,258	Tony Gonzalez	2004
1,203	Tony Gonzalez	2000
1,172	Tony Gonzalez	2007
1,162	Dwayne Bowe	2010
1,159	Dwayne Bowe	2011
1,110	Otis Taylor	1971
1,102	Eddie Kennison	2005
1,092	Andre Rison	1997
1,086	Eddie Kennison	2004
1,078	Carlos Carson	1984
1,058	Tony Gonzalez	2008
1,044	Carlos Carson	1987
1,034	Jeremy Maclin	2015
1,022	Dwayne Bowe	2008
1,021	Stephone Paige	1990

Most Receiving Yards, Consecutive Seasons

2,429	Carlos Carson (1,351, 1,078)	1983-84
2,321	Dwayne Bowe (1,162, 1,159)	2010-11

2,255	Otis Taylor (1,297, 958)	1966-67
2,230	Tony Gonzalez (1,172, 1,058)	2007-08
2,223	Derrick Alexander (832, 1,391)	1999-00
2,188	Eddie Kennison (1,086, 1,102)	2004-05

Most Receiving Yards, Game

309	Stephone Paige vs. San Diego (8 Receptions)	Dec. 22, 1985
213	Curtis McClinton vs. Denver (5 Receptions)	Dec. 19, 1965
210	Larry Brunson vs. San Diego (9 Receptions)	Nov. 10, 1974
206	Stephone Paige at Denver (10 Receptions)	Sept. 17, 1990
197	Carlos Carson at San Diego (9 Receptions)	Oct. 25, 1987

Most Games, 100 or More Receiving Yards, Career

26	Tony Gonzalez	1997-08
19	Otis Taylor	1965-75
18	Carlos Carson	1980-88
17	Eddie Kennison	2001-07
15	Dwayne Bowe	2007-14

Most Games, 100 or More Receiving Yards, Season

6	Otis Taylor	1966
6	Carlos Carson	1983
6	Derrick Alexander	2000
6	Tony Gonzalez	2000
6	Tony Gonzalez	2004
5	Eddie Kennison	2004
5	Eddie Kennison	2005
5	Tony Gonzalez	2007
5	Dwayne Bowe	2010

Most Consecutive Games, 100 or More Receiving Yards, Season

4	Tony Gonzalez	2000
3	Frank Jackson	1964
3	Otis Taylor	1966
3	Willie Davis	1992
3	Dwayne Bowe	2010
3	Travis Kelce	2016

Longest Pass Receptions (All TDs)

*99	Marc Boerigter vs. San Diego (from Trent Green)	Dec. 22, 2002
92	Tommy Brooker at Denver (from Len Dawson)	Nov. 18, 1962
92	Gloster Richardson at Oakland (from Len Dawson)	Nov. 3, 1968
90	Frank Pitts vs. Boston (from Len Dawson)	Nov. 17, 1968
90	J.J. Birden vs. San Diego (from Steve DeBerg)	Nov. 18, 1990

89	Otis Taylor vs. Miami (from Len Dawson)	Nov. 13, 1966
86	Stephone Paige vs. New England (from Steve DeBerg)	Dec. 2, 1990
86	Derrick Alexander at Chicago (from Elvis Grbac)	Sept. 12, 1999
*NFL RECORD		

Most Receiving Yards, Running Back, Career

2,829	Kimble Anders	1991-00
2,739	Abner Haynes	1960-65
2,457	Jamaal Charles	2008-16
2,456	Ed Podolak	1969-77
2,377	Priest Holmes	2001-07

Most Receiving Yards, Running Back, Season

693	Jamaal Charles	2013
690	Priest Holmes	2003
672	Priest Holmes	2002
614	Priest Holmes	2001
590	Curtis McCClinton	1965

Most Receiving Yards, Running Back, Game

213	Curtis McCClinton vs. Denver	Dec. 19, 1965
195	Jamaal Charles at Oakland	Dec. 15, 2013
149	Abner Haynes vs. San Diego	Oct. 20, 1963
130	Johnny Robinson vs. Buffalo	Dec. 18, 1960
129	Spencer Ware vs. San Diego	Sept. 11, 2016
127	Abner Haynes at N.Y. Titans	Dec. 3, 1961

Most Games, 100 or More Receiving Yards, RB, Career

5	Abner Haynes	1960-65
5	Priest Holmes	2001-07
3	Johnny Robinson	1960-71
3	Paul Palmer	1987-88
2	Curtis McCClinton	1962-69
2	Larry Johnson	2003-09
2	Jamaal Charles	2008-16

Most Games, 100 or More Receiving Yards, RB, Season

3	Paul Palmer	1988
2	Johnny Robinson	1960
2	Abner Haynes	1964
2	Priest Holmes	2001

Most Receiving Yards, Tight End, Career (All 1,000+)

10,940	Tony Gonzalez	1997-08
3,101	Fred Arbanas	1962-70
2,552	Travis Kelce	2013-16
2,396	Walter White	1975-79
1,541	Jonathan Hayes	1985-93
1,046	Keith Cash	1992-96

1,009 Tony Moeaki 2010-12

Most Receiving Yards, Tight End, Season

1,258	Tony Gonzalez	2004
1,203	Tony Gonzalez	2000
1,172	Tony Gonzalez	2007
1,058	Tony Gonzalez	2008
917	Tony Gonzalez	2001

Most Receiving Yards, Tight End, Game

147	Tony Gonzalez at New England	Dec. 4, 2000
144	Tony Gonzalez at San Diego	Jan. 2, 2005
140	Tony Gonzalez vs. Miami	Sept. 29, 2002
140	Tony Gonzalez vs. San Diego	Dec. 2, 2007
140	Travis Kelce at Atlanta	Dec. 4, 2016

Most Receiving Yards, Rookie, Season

995	Dwayne Bowe	2007
789	Chris Burford	1960
678	Sylvester Morris	2000
611	Johnny Robinson (RB)	1960
576	Abner Haynes (RB)	1960

Highest Receiving Average, Career (200 receptions)

18.12	Carlos Carson (351-6,360)	1980-89
17.82	Otis Taylor (410-7,306)	1965-75
17.30	Derrick Alexander (213-3,685)	1998-01
16.82	Stephone Paige (377-6,341)	1983-91
16.29	Eddie Kennison (321-5,230)	2001-07

Highest Receiving Average, Season (24 receptions)

22.36	Otis Taylor (58-1,297)	1966
21.93	Stephone Paige (43-943)	1985
21.83	Frank Pitts (30-655)	1968

Highest Receiving Average, Game (3 receptions)

42.60	C. McCClinton vs. Denver (5-213)	Dec. 19, 1965
40.00	J. Robinson vs. N.Y. Titans (3-120)	Oct. 2, 1960
39.67	Otis Taylor at Denver (3-119)	Dec. 14, 1968

Most Receiving Touchdowns, Career

76	Tony Gonzalez	1997-08
57	Otis Taylor	1965-75
55	Chris Burford	1960-67
49	Stephone Paige	1983-91
44	Dwayne Bowe	2007-14

Most Receiving Touchdowns, Season

15	Dwayne Bowe	2010
12	Chris Burford	1962
11	Otis Taylor	1967
11	Stephone Paige	1986

11	Tony Gonzalez	1999
10	Stephone Paige	1985
10	Derrick Alexander	2000
10	Tony Gonzalez	2003
10	Tony Gonzalez	2008

Most Receiving Touchdowns, Consecutive Seasons

21	Chris Burford (12, 9)	1962-63
21	Stephone Paige (10, 11)	1985-86
20	Tony Gonzalez (11, 9)	1999-00
20	Dwayne Bowe (15, 5)	2010-11
19	Otis Taylor (8, 11)	1966-67
19	Dwayne Bowe (4, 15)	2009-10

Most Receiving Touchdowns, Rookie, Season

6	Fred Arbanas	1962
6	Stephone Paige	1983
5	Chris Burford	1960
5	Otis Taylor	1965
5	Bill Jones	1990
5	Tim Barnett	1991
5	Dwayne Bowe	2007
5	Tyreek Hill	2016

Most Receiving Touchdowns, Game

4	Frank Jackson at San Diego	Dec. 13, 1964
4	Jamaal Charles at Oakland	Dec. 15, 2013
3	Chris Burford at Oakland	Sept. 23, 1962
3	Chris Burford at Boston	Sept. 25, 1966
3	Otis Taylor at Denver	Dec. 17, 1967
3	Otis Taylor at N.Y. Jets	Nov. 16, 1969
3	Sylvester Morris vs. San Diego	Sept. 17, 2000
3	Tony Gonzalez vs. Miami	Sept. 29, 2002
3	Dwayne Bowe at Seattle	Nov. 28, 2010

Most Consecutive Games, Touchdown Receptions

7	Dwayne Bowe	Oct. 17, 2010 - Nov. 28, 2010
5	Chris Burford	Sept. 8, 1962 - Oct. 12, 1962
5	Otis Taylor	Oct. 23, 1966 - Nov. 20, 1966
4	Curtis McClinton	Sept. 11, 1966 - Oct. 2, 1966
4	Willie Frazier	Sept. 17, 1972 - Oct. 8, 1972
4	Otis Taylor	Sept. 25, 1972 - Oct. 15, 1972
4	Tony Gonzalez	Sept. 24, 2000 - Oct. 22, 2000
4	Tony Gonzalez	Dec. 7, 2008 - Dec. 28, 2008

Highest TD Catch Percentage, Season (20 recs.)

40.0	Marc Boerigter (20 recs., 8 TDs)	2002
33.3	Chris Burford (45 recs., 12 TDs)	1962
27.3	Gloster Richardson (22 recs., 6 TDs)	1968
25.0	Fred Arbanas (20 recs., 5 TDs)	1967
23.5	Fred Arbanas (34 recs., 8 TDs)	1964

Most 20+ Yard Receptions, Career

130	Tony Gonzalez	1997-08
-----	---------------	---------

101	Dwayne Bowe	2007-14
81	Eddie Kennison	2001-07
64	Derrick Alexander	1998-01
53	Willie Davis	1991-95

Most 20+ Yard Receptions, Season

24	Derrick Alexander	2000
20	Derrick Alexander	1998
19	Tony Gonzalez	2004
19	Dwayne Bowe	2010
19	Dwayne Bowe	2011
18	Eddie Kennison	2004

Most 20+ Yard Receptions, Game

5	Derrick Alexander at San Diego	Nov. 22, 1998
4	Derrick Alexander vs. St. Louis	Oct. 22, 2000
4	Eddie Kennison vs. Jacksonville	Dec. 31, 2006
4	Dwayne Bowe at Denver	Nov. 14, 2010
3	36 times; Last, Travis Kelce at Atlanta	Dec. 4, 2016

Total Yards From Scrimmage

Most Attempts From Scrimmage, Career

1,617	Jamaal Charles (1,332 rush, 285 rec.)	2008-16
1,572	Priest Holmes (1,321 rush, 251 rec.)	2001-07
1,526	Larry Johnson (1,375 rush, 151 rec.)	2003-09
1,445	Ed Podolak (1,157 rush, 288 rec.)	1969-77
1,288	Christian Okoye (1,246 rush, 42 rec.)	1987-92
1,073	Marcus Allen (932 rush, 141 rec.)	1993-97

Most Attempts From Scrimmage, Season

457	Larry Johnson (416 rush, 41 rec.)	2006
394	Priest Holmes (320 rush, 74 rec.)	2003
389	Priest Holmes (327 rush, 62 rec.)	2001
383	Priest Holmes (313 rush, 70 rec.)	2002
372	Christian Okoye (370 rush, 2 rec.)	1989

Most Attempts From Scrimmage, Game

41	(39 rush, 2 rec.)	L. Johnson vs. Seattle	Oct. 29, 2006
39	(33 rush, 6 rec.)	J. Charles at New Orleans	Sept. 23, 2012
38	(38 rush, 0 rec.)	C. Okoye at Green Bay	Dec. 10, 1989
38	(33 rush, 5 rec.)	L. Johnson vs. JAX	Dec. 31, 2006
37	(37 rush, 0 rec.)	C. Okoye vs. Seattle	Nov. 5, 1989
37	(36 rush, 1 rec.)	L. Johnson at Houston	Nov. 20, 2005

Most Yards From Scrimmage, Career

10,954	Tony Gonzalez (14 rush, 10,940 rec.)	1997-08
--------	--------------------------------------	---------

9,717	Jamaal Charles (7,260 rush, 2,457 rec.)	2008-16
8,447	Priest Holmes (6,070 rush, 2,377 rec.)	2001-07
7,467	Otis Taylor (161 rush, 7,306 rec.)	1965-75
7,384	Larry Johnson (6,015 rush, 1,369 rec.)	2003-09

389	Priest Holmes	2001
383	Priest Holmes	2002
372	Christian Okoye	1989
329	Jamaal Charles	2013
320	Jamaal Charles	2012

Most Yards From Scrimmage, Season

2,287	Priest Holmes (1,615 rush, 672 rec.)	2002
2,199	Larry Johnson (1,789 rush, 410 rec.)	2006
2,169	Priest Holmes (1,555 rush, 614 rec.)	2001
2,110	Priest Holmes (1,420 rush, 690 rec.)	2003
2,093	Larry Johnson (1,750 rush, 343 rec.)	2005

Most Yards From Scrimmage, Game

309	Stephone Paige vs. San Diego (0 rush, 309 rec.)	Dec. 22, 1985
307	Priest Holmes at Seattle (197 rush, 110 rec.)	Nov. 24, 2002
288	Jamaal Charles at New Orleans (233 rush, 55 rec.)	Sept. 23, 2012
277	Priest Holmes at Oakland (168 rush, 109 rec.)	Dec. 9, 2001
262	Jamaal Charles at Denver (259 rush, 3 rec.)	Jan. 3, 2009

Yards Per Touch Average, RB, Career (350 touches)

6.60	Abner Haynes (993-6,553)	1960-64
6.57	Jamaal Charles (1,668-10,963)	2008-16
5.89	Kimble Anders (864-5,890)	1991-00
5.53	Curtis McClinton (916-5,069)	1962-69
5.48	Tony Reed (651-3,566)	1977-80

Yards Per Touch Average, RB, Season (200 touches)

7.0	Jamaal Charles (275-1,935)	2010
6.9	Abner Haynes (211-1,451)	1960
6.6	Abner Haynes (213-1,399)	1961
6.2	Abner Haynes (260-1,622)	1962
6.2	Jamaal Charles (230-1,417)	2009

Combined Yardage

Most Combined Attempts, Career (All 1,000+)

1,668	Jamaal Charles	2008-16
1,572	Priest Holmes	2001-07
1,569	Ed Podolak	1969-77
1,526	Larry Johnson	2003-09
1,289	Christian Okoye	1987-92
1,114	Abner Haynes	1960-65

Most Combined Attempts, Season (All 300+)

457	Larry Johnson	2006
394	Priest Holmes	2003

Most Combined Attempts, Game

41	Larry Johnson vs. Seattle	Oct. 29, 2006
39	Jamaal Charles at New Orleans	Sept. 23, 2012
38	Christian Okoye at Green Bay	Dec. 10, 1989
38	Larry Johnson vs. Jacksonville	Dec. 31, 2006
37	Christian Okoye vs. Seattle	Nov. 5, 1989
37	L. Johnson at Houston	Nov. 20, 2005
36	Abner Haynes at Denver	Oct. 30, 1960
36	Derrick Blaylock at New Orleans	Nov. 14, 2004
36	L. Johnson vs. New England	Nov. 27, 2005
36	L. Johnson vs. San Diego	Dec. 24, 2005

Most Combined Yards, Career (All 7,500+)

12,356	Dante Hall	2000-06
10,963	Tony Gonzalez	1997-08
10,963	Jamaal Charles	2008-16
8,447	Abner Haynes	1960-65
8,447	Priest Holmes	2001-07
8,343	Ed Podolak	1969-77
7,677	Carlos Carson	1980-89

Most Combined Yards, Season

2,446	Dante Hall	2003
2,342	Jamaal Charles	2009
2,287	Priest Holmes	2002
2,236	Dante Hall	2004
2,283	Dante Hall	2005

Most Combined Yards, Game

309	Stephone Paige vs. San Diego	Dec. 22, 1985
307	Priest Holmes at Seattle	Nov. 24, 2002
296	Dante Hall at Denver	Dec. 7, 2003
290	Noland Smith at San Diego	Oct. 15, 1967
288	Jamaal Charles at New Orleans	Sept. 23, 2012

Punting

Most Seasons Leading League

*4	Jerrel Wilson	1965, '68, '72-73
	*NFL RECORD	
1	Bob Grupp	1979
1	Jim Arnold	1984

Most Punts, Career

1,018	Jerrel Wilson	1963-77
950	Dustin Colquitt	2005-16

421	Louie Aguiar	1994-98
284	Jim Arnold	1983-85
272	Bryan Barker	1990-93

43.44	Jerrel Wilson (1,018-44,218)	1963-77
42.59	Louie Aguiar (421-17,930)	1994-98
42.02	Jim Arnold (284-11,934)	1983-85

Most Punts, Season

101	Daniel Pope	1999
99	Lewis Colbert	1986
98	Jim Arnold	1984
96	Dustin Colquitt	2009
95	Dustin Colquitt	2007

Most Punts, Game

11	Bob Grupp vs. Baltimore	Sept. 2, 1979
11	Jim Arnold at San Francisco	Nov. 17, 1985
11	Kelly Goodburn vs. Cleveland	Nov. 19, 1989
11	Louie Aguiar vs. San Diego	Nov. 13, 1994
11	Dustin Colquitt at Chicago	Dec. 4, 2011
10	Jerrel Wilson at N.Y. Jets	Sept. 18, 1965
10	Jerrel Wilson vs. Denver	Oct. 6, 1974
10	Kelly Goodburn at N.Y. Jets	Oct. 2, 1988
10	Todd Sauerbrun at San Diego	Nov. 26, 2000
10	Dustin Colquitt at N.Y. Jets	Dec. 30, 2007
10	Dustin Colquitt at Jacksonville	Sept. 8, 2013

Longest Punt (All 70+)

81	Dustin Colquitt vs. San Diego	Dec. 2, 2007
76	Dan Stryzinski vs. Oakland	Sept. 9, 2001
74	Bob Grupp vs. San Diego	Nov. 4, 1979
73	Dustin Colquitt vs. Oakland	Sept. 14, 2008
72	Jerrel Wilson at San Diego	Sept. 29, 1963
72	Dustin Colquitt at Oakland	Dec. 23, 2006
72	Dustin Colquitt at St. Louis	Dec. 19, 2010
71	Dustin Colquitt at Oakland	Dec. 16, 2012
70	Jerrel Wilson at Denver	Oct. 11, 1964
70	Jerrel Wilson vs. Buffalo	Oct. 18, 1964
70	Jerrel Wilson vs. Houston	Nov. 28, 1968
70	Dustin Colquitt at Jacksonville	Nov. 8, 2009

Most Punting Yards, Career

44,218	Jerrel Wilson	1963-77
42,661	Dustin Colquitt	2005-16
17,930	Louie Aguiar	1994-98
11,934	Jim Arnold	1983-85
11,267	Bryan Barker	1990-93

Most Punting Yards, Season

4,397	Jim Arnold	1984
4,361	Dustin Colquitt	2009
4,322	Dustin Colquitt	2007
4,218	Daniel Pope	1999
4,084	Dustin Colquitt	2011

Highest Punting Average, Career (200 punts)

44.91	Dustin Colquitt (950-42,661)	2005-16
-------	------------------------------	---------

Highest Punting Average, Season (50 punts)

46.83	Dustin Colquitt (83-3,887)	2012
46.30	Dustin Colquitt (60-2,778)	2016
46.03	Dustin Colquitt (87-4,005)	2013
45.89	Dustin Colquitt (89-4,084)	2011
45.70	Dustin Colquitt (65-2,971)	2015
45.53	Jerrel Wilson (80-3,642)	1973
45.49	Dustin Colquitt (95-4,322)	2007

Highest Punting Average, Game (4 punts)

57.20	Dustin Colquitt vs. San Diego (5-286)	Oct. 31, 2011
56.40	Jerrel Wilson vs. Boston (5-282)	Oct. 11, 1970
55.60	Louie Aguiar at Arizona (5-278)	Oct. 1, 1995
54.75	Jerrel Wilson vs. Boston (4-129)	Oct. 3, 1965

Highest Net Punting Average, Career (200 Punts)

39.62	Dustin Colquitt	2005-16
35.48	Louie Aguiar	1994-98
35.42	Jerrel Wilson	1963-77
35.13	Bob Grupp	1979-81
34.82	Bryan Barker	1990-93

Highest Net Punting Average, Season (50 Punts)

41.42	Dustin Colquitt	2016
40.84	Dustin Colquitt	2015
40.78	Dustin Colquitt	2009
40.78	Dustin Colquitt	2012
40.48	Dustin Colquitt	2014
40.22	Dustin Colquitt	2013

Highest Net Punting Average, Game (4 Punts)

52.50	Dustin Colquitt vs. Denver	Sept. 15, 2015
52.00	Dustin Colquitt at Indianapolis	Oct. 10, 2010
51.86	Dustin Colquitt at Oakland	Dec. 16, 2012
51.25	Dustin Colquitt vs. San Diego	Sept. 30, 2012
48.80	Dustin Colquitt at Miami	Sept. 21, 2014

Most Consecutive Punts, None Blocked

377	Louie Aguiar	1994-98
292	Dustin Colquitt	2013-16
256	Jerrel Wilson	1968-71
233	Jim Arnold	1983-85

Punts Had Blocked, Career

12	Jerrel Wilson	1963-77
4	Dustin Colquitt	2005-16
2	Bob Grupp	1979-81
2	Jim Arnold	1983-85
2	Bryan Barker	1990-93

2 Daniel Pope 1999

Punts Had Blocked, Season

2 Jerrel Wilson 1974
2 Jim Arnold 1985
2 Daniel Pope 1999

Punts Had Blocked, Game

2 Jim Arnold vs. Denver Oct. 27, 1985

Most Punts Inside the 20, Career

380 Dustin Colquitt 2005-16
117 Louie Aguiar 1994-98
62 Bryan Barker 1990-93
58 Jim Arnold 1983-85
54 Kelly Goodburn 1987-90

Most Punts Inside the 20, Season

45 Dustin Colquitt 2012
41 Dustin Colquitt 2009
37 Dustin Colquitt 2015
35 Dustin Colquitt 2013
33 Dustin Colquitt 2010
31 Dustin Colquitt 2014

Punt Returns

Most Punt Returns, Career

220 J.T. Smith 1979-84
188 Dante Hall 2000-06
181 Tamarick Vanover 1995-99
105 Javier Arenas 2010-12
86 Ed Podolak 1969-77

Most Punt Returns, Season

58 J.T. Smith 1979
58 Dexter McCluster 2013
51 Tamarick Vanover 1995
51 Tamarick Vanover 1999
50 J.T. Smith 1981

Most Punt Returns, Game

8 Ed Podolak vs. San Diego Nov. 10, 1974
8 De'Anthony Thomas vs. Oakland Dec. 14, 2014
7 J.T. Smith vs. Baltimore Sept. 2, 1979
7 J.T. Smith vs. N.Y. Giants Oct. 21, 1979
7 Tamarick Vanover vs. Detroit Sept. 26, 1999
7 Tamarick Vanover at Denver Dec. 5, 1999
7 Eddie Drummond at Oakland Oct. 21, 2007
7 Dexter McCluster at Jacksonville Sept. 8, 2013
7 Dexter McCluster at Washington Dec. 8, 2013

Most Seasons Leading League

2 J.T. Smith 1979-80

Most Punt Return Yards, Career

2,322 J.T. Smith 1979-84
1,930 Tamarick Vanover 1995-99
1,882 Dante Hall 2000-06
1,029 Javier Arenas 2010-12
959 Dexter McCluster 2010-13

Most Punt Return Yards, Season

686 Dexter McCluster 2013
640 Tamarick Vanover 1999
612 J.T. Smith 1979
581 J.T. Smith 1980
540 Tamarick Vanover 1995

Most Punt Return Yards, Game

177 Dexter McCluster at Washington Dec. 8, 2013
156 De'Anthony Thomas vs. Oakland Dec. 14, 2014
141 J.T. Smith vs. Oakland Sept. 23, 1979
130 Tamarick Vanover vs. New Orleans Dec. 21, 1997
128 Dante Hall vs. Arizona Dec. 1, 2002

Longest Punt Return (All TDs)

94 Dexter McCluster vs. San Diego Sept. 13, 2010
93 Dante Hall vs. Denver Oct. 5, 2003
90 Dante Hall vs. Arizona Dec. 1, 2002
89 Dexter McCluster vs. N.Y. Giants Sept. 29, 2013
88 J.T. Smith vs. Oakland Sept. 23, 1979

Most Seasons Leading League

1 Abner Haynes 1960
1 Noland Smith 1968
1 Ed Podolak 1970
1 J.T. Smith 1980
1 Dante Hall 2003

Highest Punt Return Average, Career (50 returns)

12.14 Dexter McCluster (79-959) 2010-13
11.11 Noland Smith (53-589) 1967-69
10.87 Abner Haynes (54-587) 1960-64
10.66 Tamarick Vanover (181-1,930) 1995-99
10.60 J.T. Smith (216-2,289) 1978-84
10.03 De'Anthony Thomas (63-632) 2014-16
10.01 Dante Hall (188-1,882) 2000-06

Highest Punt Return Average, Season (12 returns)

16.28 Dante Hall (29-472) 2003
15.54 Dexter McCluster (13-202) 2010
15.36 Abner Haynes (14-215) 1960
15.00 Noland Smith (18-270) 1968
14.96 Tyreek Hill (25-374) 2016

14.79 Johnny Robinson (14-207) 1960

Highest Punt Return Average, Game (3 returns)

35.00	D. Hall vs. Denver (3-105)	Oct. 5, 2003
33.33	D. McCluster vs. San Diego (3-100)	Sept. 13, 2010
28.67	M. Garrett at Buffalo (3-86)	Sept. 11, 1966
28.67	N. Smith vs. N.Y. Jets (3-86)	Sept. 15, 1968
28.25	D. McCluster vs. N.Y. Giants (4-113)	Sept. 29, 2013

Most Punt Return Touchdowns, Career

5	Dante Hall	2000-06
4	J.T. Smith	1979-84
4	Tamarick Vanover	1995-99

Most Punt Return Touchdowns, Season

2	J.T. Smith	1979
2	J.T. Smith	1980
2	Dale Carter	1992
2	Tamarick Vanover	1999
2	Dante Hall	2002
2	Dante Hall	2003
2	Dexter McCluster	2013

Most Punt Return Touchdowns, Game

1	25 times	
	Last; D. Thomas at Oakland	Dec. 14, 2014

Kickoff Returns

Most Kickoff Returns, Career

360	Dante Hall	2000-06
212	Tamarick Vanover	1995-99
84	Dave Grayson	1961-64
72	Knile Davis	2013-16
68	Noland Smith	1967-69

Most Kickoff Returns, Season

68	Dante Hall	2004
65	Dante Hall	2005
57	Dante Hall	2002
57	Dante Hall	2003
53	Dante Hall	2006

Most Kickoff Returns, Game

9	Noland Smith vs. Oakland	Nov. 23, 1967
9	Paul Palmer at Seattle	Sept. 20, 1987

Most Kickoff Return Yards, Career

8,644	Dante Hall	2000-06
5,099	Tamarick Vanover	1995-99

2,231	Dave Grayson	1961-64
1,942	Knile Davis	2013-16
1,822	Noland Smith	1967-69
1,326	Abner Haynes	1960-64

Most Kickoff Return Yards, Season

1,718	Dante Hall	2004
1,560	Dante Hall	2005
1,478	Dante Hall	2003
1,354	Dante Hall	2002
1,308	Tamarick Vanover	1997

Most Kickoff Return Yards, Game (All 200+)

251	Jon Vaughn at Miami	Dec. 12, 1994
244	Noland Smith at San Diego	Oct. 15, 1967
234	Dante Hall vs. Philadelphia	Oct. 2, 2005
233	Dante Hall vs. San Diego	Nov. 28, 2004
221	Paul Palmer at Seattle	Sept. 20, 1987
206	Noland Smith vs. Oakland	Nov. 23, 1967

Longest Kickoff Return (All TDs)

108	Knile Davis vs. Denver	Dec. 1, 2013
106	Noland Smith at Denver	Dec. 17, 1967
100	Dante Hall vs. Pittsburgh	Sept. 14, 2003
99	Dave Grayson at Denver	Sept. 7, 1963
99	Tamarick Vanover at Seattle	Sept. 3, 1995
99	Knile Davis vs. St. Louis	Oct. 26, 2014
97	Boyce Green at Pittsburgh	Dec. 21, 1986
97	Tamarick Vanover at Denver	Oct. 27, 1996
97	Dante Hall at Baltimore	Sept. 28, 2003
97	Dante Hall vs. Denver	Dec. 19, 2004
97	Jamaal Charles vs. Pittsburgh	Nov. 22, 2009

Most Seasons Leading League

1	Dave Grayson	1961
---	--------------	------

Highest Kickoff Return Average, Career (50 returns)

26.97	Knile Davis (72-1,942)	2013-16
26.79	Noland Smith (68-1,822)	1967-69
26.56	Dave Grayson (84-2,231)	1961-64
25.17	Abner Haynes (52-1,309)	1960-64
24.43	Jamaal Charles (51-1,246)	2008-16
24.05	Tamarick Vanover (212-5,099)	1995-99

Highest Kickoff Return Average, Season (15 returns)

30.06	Quintin Demps (33-992)	2013
28.31	Dave Grayson (16-453)	1961
28.30	Larry Marshall (23-651)	1972
29.71	Dave Grayson (18-535)	1962

Highest Kickoff Return Average, Game (3 returns)

48.67	Dante Hall vs. Pittsburgh (3-146)	Sept. 14, 2003
-------	-----------------------------------	----------------

44.67	Dante Hall vs. St. Louis (3-134)	Dec. 8, 2002
44.33	Paul Palmer vs. Seattle (3-133)	Dec. 27, 1987
40.67	Noland Smith at San Diego (6-244)	Oct. 15, 1967
40.33	L. Williams vs. Cincinnati (3-121)	Nov. 21, 1976
40.33	Dante Hall at Baltimore (3-121)	Sept. 28, 2003

Most Kickoff Return Touchdowns, Career

6	Dante Hall	2000-06
4	Tamarick Vanover	1995-99
2	Paul Palmer	1987-88
2	Knile Davis	2013-16

Most Kickoff Return Touchdowns, Season

2	Paul Palmer	1987
2	Tamarick Vanover	1995
2	Dante Hall	2003
2	Dante Hall	2004

Most Kickoff Return Touchdowns, Game

1	23 times	
	Last; Tyreek Hill at Denver	Nov. 27, 2016

Fumbles

Most Opponents Fumbles Forced, Career

45	Derrick Thomas	1989-99
32	Tamba Hali	2006-16
29	Neil Smith	1988-96
22	Derrick Johnson	2005-16
13	Kevin Ross	1984-93, '97
13	Jared Allen	2004-07

Most Opponents Fumbles Forced, Season

8	Derrick Thomas	1992
7	Jared Allen	2005
6	Derrick Thomas	1990
6	Derrick Thomas	1994
6	Tamba Hali	2006

Most Fumbles Forced, Rookie, Season

6	Tamba Hali	2006
4	Kevin Ross	1984
4	Tim Cofield	1986

Interceptions

Most Seasons, Leading League

2	Johnny Robinson	1966, '70
2	Emmitt Thomas	1969, '74

Most Interceptions By, Career

58	Emmitt Thomas	1966-78
57	Johnny Robinson	1960-71
50	Deron Cherry	1981-91
39	Gary Barbaro	1976-82
38	Albert Lewis	1983-93

Most Interceptions By, Season

12	Emmitt Thomas	1974
10	Johnny Robinson	1966
10	Bobby Hunt	1966
10	Johnny Robinson	1970
10	Gary Barbaro	1980
9	Emmitt Thomas	1969
9	Deron Cherry	1986

Most Interceptions By, Rookie, Season

8	Marcus Peters	2015
8	Bobby Hunt	1962
7	Dale Carter	1992
6	Kevin Ross	1984
4	Bobby Ply	1962
4	Emmitt Thomas	1967
4	Lloyd Burruss	1981
4	Albert Lewis	1983
4	Eric Berry	2010
3	12 players	

Most Interceptions By, Game

*4	Bobby Ply vs. San Diego	Dec. 16, 1962
4	Bobby Hunt vs. Houston	Oct. 4, 1964
4	Deron Cherry vs. Seattle	Sept. 29, 1985
3	Bobby Ply vs. Denver	Dec. 9, 1962
3	Johnny Robinson at Baltimore	Sept. 28, 1970
3	Albert Lewis vs. Atlanta	Dec. 8, 1985
3	Lloyd Burruss vs. San Diego	Oct. 19, 1986
3	Albert Lewis vs. Atlanta	Sept. 1, 1991
3	Greg Wesley vs. Miami	Sept. 29, 2002
3	Greg Wesley vs. New England	Nov. 27, 2005
	*NFL RECORD	

Most Consecutive Games, Passes Intercepted By

6	Eric Harris	1980
---	-------------	------

Most Interception Return Yards, Career

938	Emmitt Thomas (58 INTs)	1966-78
771	Gary Barbaro (39 INTs)	1975-82
741	Johnny Robinson (57 INTs)	1960-71
688	Deron Cherry (50 INTs)	1981-91

Most Interception Return Yards, Season

280	Marcus Peters (8 INTs)	2015
274	Mark McMillian (8 INTs)	1997
228	Bobby Hunt (6 INTs)	1963
214	Emmitt Thomas (12 INTs)	1974
193	Lloyd Burruss (5 INTs)	1986
175	Derrick Johnson (3 INTs)	2009

Most Interception Return Yards Gained, Game

121	Lloyd Burruss vs. San Diego (3 INTs)	Oct. 19, 1986
118	Brandon Flowers at N.Y. Jets (2 INTs)	Oct. 26, 2008
108	Bobby Ply vs. San Diego (4 INTs)	Dec. 16, 1962
105	Derrick Johnson vs. Denver (2 INTs)	Jan. 3, 2010
102	Gary Barbaro vs. Seattle (1 INT)	Dec. 11, 1977

Longest Interception Return

102	Gary Barbaro vs. Seattle	Dec. 11, 1977
100	Tim Collier at Oakland	Dec. 18, 1977
100	Sean Smith at Buffalo	Nov. 3, 2013
99	Dave Grayson vs. N.Y. Titans	Dec. 17, 1961
99	Kevin Ross at San Diego	Sept. 6, 1992

Most Interception Return Touchdowns, Career

6	Bobby Bell	1963-74
5	Emmitt Thomas	1966-78
5	Jim Kearney	1967-75
5	Eric Berry	2010-16
4	Lloyd Burruss	1981-91
4	Derrick Johnson	2005-16

Most Interception Return Touchdowns, Season

*4	Jim Kearney	1972
3	Lloyd Burruss	1986
3	Mark McMillian	1997
2	Sherrill Headrick	1961
2	Emmitt Thomas	1974
2	Charles Mincy	1992
2	Jerome Woods	1993
2	Derrick Johnson	2009
2	Eric Berry	2013
2	Marcus Peters	2015
2	Eric Berry	2016
*NFL RECORD		

Most Interception Return Touchdowns, Game

*2	Jim Kearney at Denver	Oct. 1, 1972
2	Lloyd Burruss vs. San Diego	Oct. 19, 1986
2	Derrick Johnson at Denver	Jan. 3, 2010
*NFL RECORD		

Sacks**Most Sacks, Career (All 50.0+)**

126.5	Derrick Thomas	1989-99
88.5	Tamba Hali	2006-16
85.5	Neil Smith	1988-96
73.0	Art Still	1978-87
59.0	Justin Houston	2011-16
51.0	Mike Bell	1979-85, '87-91

Most Sacks, Season

22.0	Justin Houston	2014
20.0	Derrick Thomas	1990
15.5	Jared Allen	2007
15.0	Neil Smith	1993
14.5	Art Still	1980
14.5	Art Still	1984
14.5	Neil Smith	1992
14.5	Derrick Thomas	1992
14.5	Tamba Hali	2010

Most Sacks, Consecutive Seasons

33.5	Derrick Thomas (20.0, 13.5)	1990-91
33.0	Justin Houston (11.0, 22.0)	2013-14
30.0	Derrick Thomas (10.0, 20.0)	1989-90
29.5	Neil Smith (14.5, 15.0)	1992-93
29.5	Justin Houston (22.0, 7.5)	2014-15
28.0	Derrick Thomas (13.5, 14.5)	1991-92
26.5	Neil Smith (15.0, 11.5)	1993-94
26.5	Tamba Hali (14.5, 12.0)	2010-11

Most Sacks, Rookie, Season

10.0	Derrick Thomas	1989
9.0	Jared Allen	2004
8.0	Tamba Hali	2006
6.5	Art Still	1978
5.5	Sylvester Hicks	1978
5.5	Mike Bell	1979
5.5	Justin Houston	2011

Most Sacks, Game

*7.0	Derrick Thomas vs. Seattle	Nov. 11, 1990
6.0	Derrick Thomas vs. Oakland	Sept. 6, 1998
4.5	Justin Houston at Philadelphia	Sept. 19, 2013
4.0	Wilbur Young at San Diego	Oct. 19, 1975
4.0	Art Still at Oakland	Oct. 5, 1980
4.0	Derrick Thomas vs. Buffalo	Oct. 7, 1991
4.0	Derrick Thomas vs. San Diego	Nov. 8, 1992
4.0	Neil Smith vs. L.A. Raiders	Oct. 3, 1993
4.0	Justin Houston vs. San Diego	Dec. 28, 2014
*NFL RECORD		

Most Sack Yards, Career

699.0	Derrick Thomas	1989-99
591.5	Tamba Hali	2006-16
506.5	Neil Smith	1988-96
341.5	Justin Houston	2011-16
293.0	Eric Hicks	1998-06

Most Sack Yards, Season

127.0	Neil Smith	1993
114.5	Neil Smith	1992
113.0	Derrick Thomas	1992
111.0	Jared Allen	2007
109.0	Derrick Thomas	1996

Most Sack Yards, Game

36.0	Derrick Thomas vs. San Diego	Nov. 8, 1992
36.0	Derrick Thomas vs. Oakland	Sept. 6, 1998
35.0	Neil Smith vs. Los Angeles	Oct. 3, 1993
34.0	Vonnie Holliday vs. San Diego	Sept. 7, 2003
33.0	Darren Mickell vs. Denver	Dec. 17, 1995

Tackles

Most Tackles, Career

1,190	Derrick Johnson	2005-16
999	Gary Spani	1978-86
992	Art Still	1978-87
927	Deron Cherry	1981-91
876	Donnie Edwards	1996-01, 2007-08
827	Kevin Ross	1984-93, '97

Most Tackles, Season

179	Derrick Johnson	2011
162	Mike Maslowski	2002
157	Gary Spani	1979
153	Gary Spani	1981
151	Deron Cherry	1988
151	Donnie Edwards	1998, 2000
151	Scott Fujita	2003

Most Tackles, Rookie, Season

144	Gary Spani	1978
140	Dino Hackett	1986
126	Eric Berry	2010
120	Art Still	1978
101	Greg Wesley	2000

Most Tackles, Consecutive Seasons

326	Derrick Johnson (147, 179)	2010-11
306	Gary Spani (157, 149)	1979-80
304	Derrick Johnson (179, 125)	2011-12
302	Gary Spani (149, 153)	1980-81
301	Gary Spani (144, 157)	1978-79

Special Team Tackles

Most Special Teams Tackles, Career

148	Gary Stills	1999-05
147	Greg Manusky	1994-99
97	Danan Hughes	1993-98
96	Tony Richardson	1995-05
94	Louis Cooper	1985-90

Most Special Teams Tackles, Season

34	Gary Stills	2002
29	Gary Stills	2003
29	Rich Scanlon	2005
28	Ken Jolly	1984
27	Albert Lewis	1983
27	Todd McNair	1990
27	Bennie Thompson	1992
27	Greg Manusky	1999

Most Special Teams Tackles, Consecutive Seasons

63	Gary Stills	2002-03
54	Gary Stills	2003-04
52	Gary Stills	2001-02
51	Greg Manusky	1996-97
50	Greg Manusky	1998-99
50	Gary Stills	2004-05

Blocked Kicks

Most Opponents Punts Blocked, Career

10	Albert Lewis	1983-93
3	Bernard Pollard	2006-08
2	Ed Beckman	1977-84
2	Gary Green	1977-83
2	Sherrill Headrick	1960-67
2	Bernard Pollard	2006
1	D.J. Alexander	2015

Most Opponents Punts Blocked, Season

4	Albert Lewis	1990
3	Albert Lewis	1986
2	Sherrill Headrick	1963
2	Bernard Pollard	2006

Most Opponents Punts Blocked, Game

2	Sherrill Headrick vs. Denver	Dec. 8, 1963
---	------------------------------	--------------

Longest Return of Blocked Field Goal

78 (TD)	Lloyd Burruss at Pittsburgh	Dec. 21, 1986
65 (TD)	Kevin Ross at Cincinnati	Dec. 6, 1987



* - Playoff Game ** - Super Bowl

Games Won

Most Consecutive Games Won

11	2015-16
9	2003, 2013
7	1968-69, 1969, 1995, 1997-98
6	1968, 1997
5	1961-62, 1966-67, 1971, 1984-85, 2014, 2016

Most Consecutive Games Won, Single Season

10	2015
9	2003, 2013
7	1969, 1995
6	1968, 1997
5	1968, 1971, 2014, 2016

Most Consecutive Games Won, Start of Season

9	2003, 2013
4	1996
3	1962, 1966, 1994, 1995, 2010

Most Consecutive Games Won, End of Season

10	2015
6	1997
5	1968
3	1960, 1963, 1966, 1967, 1971, 1972, 1984, 1986

Most Consecutive Home Games Won

13	2002-03
11	1994-96, 1997-98
10	1968-69, 2015-16
9	1970-71

Most Consecutive Road Games Won

9	1966-67
6	1967-68
5	1968-69, 1971-72, 2016

Games Lost

Most Consecutive Games Lost

12	2007-08
9	1987, 2008-09
8	1975-76, 2012
7	1985, 2008

Most Consecutive Games Lost, Start of Season

5	1977, 2009
4	1976, 1980
3	1975, 2004, 2008, 2011

Most Consecutive Games Lost, End of Season

9	2007
6	1977
4	1975, 2008, 2012

Most Consecutive Home Games Lost

10	2008-09
8	1974-75
7	1975-76, 2011-12
6	1977-78, 2007-08

Most Consecutive Road Games Lost

9	2007-08
8	1978-79, 1985-86
6	1988, 2008-09, 2012

Scoring

Most Points, Season (All 400+)

484	2003
483	2004
467	2002
448	1966
430	2013
408	1967
405	2015
403	2005

Highest Scoring Average, Season

32.0	(448 in 14 games)	1966
30.3	(484 in 16 games)	2003
30.2	(483 in 16 games)	2004
29.2	(467 in 16 games)	2002
29.1	(408 in 14 games)	1967

Most Points, Consecutive Seasons

967	(484, 483)	2003-04
951	(467, 484)	2002-03
886	(483, 403)	2004-05
856	(448, 408)	1966-67
787	(320, 467)	2001-02

Fewest Points, Season

176	1982 (9 games)
-----	----------------

211 2012
 212 2011
 225 1977
 226 2007

Lowest Scoring Average, Season

13.2 (211 in 16 games) 2012
 13.3 (212 in 16 games) 2011
 14.1 (226 in 16 games) 2007
 14.9 (238 in 16 games) 1979
 15.2 (243 in 16 games) 1978
 15.9 (254 in 16 games) 1988

Largest Scoring Differential, Season

201 (371 - 170) 1968
 182 (359 - 177) 1969
 176 (448 - 276) 1966
 156 (369 - 233) 1962
 154 (408 - 254) 1967

Most 40-Point Games, Season

5 2003
 4 1966, 2002, 2004
 3 1961, 1962, 1963, 1964, 1967
 2 1965, 1968, 1983, 2000, 2010, 2013

Most 30-Point Games, Season

8 1966, 2002, 2004
 7 1999, 2003
 6 1960, 1967, 2010
 5 1962, 1965, 1968, 1983, 1994, 2005, 2006, 2015

Most Points Scored, Game

59 at Denver Sept. 7, 1963
 56 at Denver Oct. 23, 1966
 56 vs. Atlanta Oct. 24, 2004
 56 at Oakland Dec. 15, 2013
 54 vs. St. Louis Oct. 22, 2000
 52 4 times; Last vs. Denver Oct. 29, 1967

Largest Margin of Victory, Game

52 Kansas City (59) at Denver (7) Sept. 7, 1963
 49 Kansas City (49) vs. Arizona (0) Dec. 1, 2002
 48 Kansas City (48) vs. N.Y. Jets (0) Dec. 22, 1963
 46 Kansas City (56) vs. Denver (10) Oct. 16, 1966
 46 Kansas City (56) vs. Atlanta (10) Oct. 24, 2004

Most Points, Both Teams, Game

99 KC (48) at Seattle (51) Nov. 27, 1983 (OT)
 88 KC (49) vs. Denver (39) Nov. 1, 1964
 88 KC (54) vs. St. Louis (34) Oct. 22, 2000

Fewest Points, Both Teams, Game

3 KC (0) at Tampa Bay (3) Dec. 16, 1979
 9 KC (3) vs. Cleveland (6) Sept. 4, 1988
 10 KC (7) at Denver (3) Jan. 1, 2012
 12 KC (6) vs. St. Louis (6) Nov. 22, 1970
 12 KC (3) at Miami (9) Oct. 20, 1974

Most Points Shutout Victory, Game

49 vs. Arizona Dec. 1, 2002
 48 vs. N.Y. Jets Dec. 22, 1963
 41 vs. Miami Oct. 8, 1967
 41 vs. San Francisco Oct. 1, 2006
 34 vs. Boston Dec. 11, 1960
 34 vs. Houston Nov. 26, 1989
 34 vs. Cleveland Sept. 30, 1990
 34 vs. San Diego Oct. 31, 1999

Fewest Points, Shutout Victory, Game

14 vs. Baltimore Sept. 2, 1979
 16 vs. Denver Dec. 6, 1970
 17 vs. L.A. Chargers Sept. 25, 1960

Largest Fourth-Quarter Comebacks

	Opponent	Deficit	Final	Date
17	at Green Bay	14-31	40-34 (OT)	Oct. 12, 2003
17	vs. San Diego	10-27	33-27 (OT)	Sept. 11, 2016
14	at N.Y. Jets	3-17	17-17 (OT)	Oct. 2, 1988
14	vs. N.Y. Giants	3-17	20-17 (OT)	Sept. 10, 1995
14	at Oakland	20-34	37-34	Nov. 28, 1999
14	at Carolina	3-17	20-17	Nov. 13, 2016

Largest Second-Half Comebacks

	Opponent	Deficit	Final	Date
21	vs. San Diego	3-24	33-27 (OT)	Sept. 11, 2016
18	at New Orleans	6-24	27-24 (OT)	Sept. 23, 2012
17	at Buffalo	10-27	27-27	Sept. 22, 1963
17	at Oakland	0-17	28-17	Oct. 25, 1981
17	at Green Bay	14-31	40-34 (OT)	Oct. 12, 2003
16	at San Diego	0-16	24-23	Nov. 2, 1986
14	at N.Y. Jets	3-17	17-17 (OT)	Oct. 2, 1988
14	vs. San Diego	0-14	20-17 (OT)	Dec. 8, 1991
14	vs. N.Y. Giants	3-17	20-17 (OT)	Sept. 10, 1995
14	at Oakland	13-27	28-27	Sept. 8, 1997
14	at Oakland	20-34	37-34	Nov. 28, 1999

14 at Carolina 3-17 20-17 Nov. 13, 2016

Most Consecutive Games Scoring

179 1963-76
139 1994-02
91 1987-92
84 2003-08
61 2012-16

Most Points, Two Consecutive Games

104 (56, 48) Oct. 23, 1966 - Oct. 30, 1966
101 (45, 56) Dec. 8, 2013 - Dec. 15, 2013

Most First-Half Points, Game

42 vs. Denver Oct. 29, 1967
38 at Miami Sept. 28, 1968
38 at Washington Dec. 8, 2013
35 vs. Arizona Dec. 1, 2002
35 vs. St. Louis Dec. 8, 2002
35 vs. Atlanta Oct. 24, 2004
35 at Oakland Dec. 15, 2013

Most First-Quarter Points, Season

158 1966
124 2013
113 2004
112 2003
103 1962

Most First-Quarter Points, Game

24 at Miami Sept. 28, 1968
21 11 times, last at Oakland Dec. 15, 2013

Most Second-Quarter Points, Season

153 2003
149 1997
143 1967
137 1989, 2004, 2010
136 2005

Most Second-Quarter Points, Game

28 vs. Denver Oct. 29, 1967
28 vs. Pittsburgh Oct. 18, 1971
28 vs. Denver Dec. 7, 1980
28 vs. San Diego Dec. 22, 1985
28 at Washington Sept. 30, 2001
24 vs. Houston Oct. 30, 1966
24 vs. Indianapolis Oct. 31, 2004

Most Second-Half Points, Game

35 at Denver Oct. 23, 1966
35 at Denver Dec. 1, 1972

35 at Tennessee Dec. 13, 2004
34 at Denver Jan. 3, 2010
31 at Denver Sept. 7, 1963
30 vs. Cleveland Dec. 14, 1975

Most Third-Quarter Points, Season

109 1963
106 1964
105 1998
94 1966
93 1999, 2004

Most Third-Quarter Points, Game

22 vs. New York Jets Nov. 5, 1967
22 vs. Buffalo Oct. 18, 1969
22 vs. Oakland Nov. 26, 1961
21 at Buffalo Nov. 6, 1960
21 at Denver Sept. 7, 1963
21 at Denver Oct. 1, 1972
21 vs. Oakland Oct. 3, 1977

Most Fourth-Quarter Points, Season

168 2002
140 2004
131 2003
129 1962
127 1960

Most Fourth-Quarter Points, Game

23 at Buffalo Nov. 2, 1969
23 at Cleveland Sept. 8, 2002
22 at N.Y. Titans Nov. 24, 1960
20 at Green Bay Oct. 12, 2003

Most Touchdowns, Season

63 2003
62 2004
57 2002
55 1966
52 2013

Most Touchdowns, Consecutive Seasons

125 (63, 62) 2003-04
120 (57, 63) 2002-03
108 (62, 46) 2004-05
104 (55, 49) 1966-67
96 (50, 46) 1962-63

Fewest Touchdowns, Season

17 1982 (9 games)
18 2012
20 2011
23 1973
24 1988, 2007

Most Touchdowns, Game

8	at Denver	Sept. 7, 1963
8	at Denver	Oct. 23, 1966
8	vs. Atlanta	Oct. 24, 2004
8	at Oakland	Dec. 15, 2013
7	12 times; Last at Tennessee	Dec. 13, 2004

Most Touchdowns, Both Teams, Game

13	Kansas City (7) at Seattle (6)	Nov. 27, 1983 (OT)
13	Kansas City (8) at Oakland (5)	Dec. 15, 2013
12	Kansas City (7) vs. Denver (5)	Nov. 1, 1964
12	Kansas City (7) vs. St. Louis (5)	Oct. 22, 2000
12	Kansas City (7) at Tennessee (5)	Dec. 13, 2004

Most Consecutive Games Scoring Touchdowns

96	1963-70
64	1997-01
52	1960-63
35	1994-96
33	1976-78

Most Offensive Touchdowns, Season

58	2004
56	2003
53	2002
50	1962, 1966
46	1964

Fewest Offensive Touchdowns, Season

13	1982 (9 games)
17	2012
18	2011
21	1973, 1974
23	2007
24	1970, 1977, 1987, 1988
25	1979

Most Return Touchdowns, Season

11	1992, 1999, 2013
7	1995, 1997, 2003

Most Defensive Touchdowns, Season

9	1999
8	1992
6	2013, 2015
5	1972, 1974, 1977
4	1960, 1967, 1981, 1986, 1995, 1997, 2016

Fewest Defensive Touchdowns, Season

0	1962, 1976, 1978, 1988, 2006, 2012
1	1961, 1975, 1976, 1989, 1998, 2001, 2002, 2007

Most Defensive Touchdowns, Game

3	vs. Denver	Dec. 27, 1992
2	15 times, last at Baltimore	Dec. 20, 2015

Most Interception Return TDs, Season

6	1992
5	1972, 1974, 1999, 2013
4	1960, 1986, 1997, 2015, 2016

Most Fumble Return TDs, Season

4	1999
3	1997, 1980, 1981
2	1989, 1991, 1992, 1993, 1995, 2013

Most Special Teams Touchdowns, Season

5	1986, 1987, 2013
4	1995, 2003
3	1969, 1992, 2002, 2009

Most Special Teams Touchdowns, Game

3	at Pittsburgh	Dec. 21, 1986
2	vs. Cleveland	Sept. 30, 1990
2	vs. St. Louis	Dec. 8, 2002
2	at Washington	Dec. 8, 2013

Most Points After Touchdown, Season

58	2003, 2004
54	2002
52	2013
48	1966
47	1962

Fewest Points After Touchdown, Season

17	1982 (9 games), 2012
20	2011
21	1973, 2007
23	1988

Most Points After Touchdown, Game

8	at Denver	Sept. 8, 1963
8	at Denver	Oct. 23, 1966
8	vs. Atlanta	Oct. 24, 2004
8	at Oakland	Dec. 15, 2013

Most Two-Point Attempts, Season

6	2001
5	1997
4	1961, 1994, 2008, 2015
3	1964, 1965, 1966, 1967, 1995, 2002, 2003, 2007

Most Two-Point Conversions, Season

3	1961, 1965, 1994, 2001
2	1966, 1967, 1997, 2015, 2016

1 10 times, Last; 2009

Most Two-Point Attempts, Game

2 vs. Buffalo Oct. 18, 1964
2 at Houston Oct. 24, 1965
2 at St. Louis Oct. 26, 1997
2 at Denver Nov. 14, 2010
2 at Greeb Bay Sept. 28, 2015
2 at Oakland Nov. 20, 2015

Most Two-Point Conversions, Game

2 at Houston Oct. 24, 1965
2 at St. Louis Oct. 26, 1997

Most Field Goals Attempted, Season

44 1971
42 1970
40 1968

Fewest Field Goals Attempted, Season

17 1964
18 1977
20 2003
22 1979, 2008

Most Field Goals Attempted, Game

7 vs. Buffalo Dec. 19, 1971
7 vs. Cincinnati Oct. 4, 2015
6 8 times; Last at New Orleans Sept. 23, 2012

Most Field Goals Attempted, Both Teams, Game

10 Kansas City (7) vs. Buffalo (3) Dec. 19, 1971
10 Kansas City (5) at San Diego (5) Oct. 29, 1972
10 Kansas City (6) vs. Denver (4) Dec. 16, 2001
10 Kansas City (5) vs. Denver (5) Sept. 28, 2008

Most Field Goals Made, Season

34 1990
30 1968, 1970, 2015
28 2012
27 1969, 1988, 1997, 1998, 2001, 2005

Fewest Field Goals Made, Season

7 1961
8 1963, 1964
12 1979

Most Field Goals Made, Game

7 at Cincinnati Oct. 4, 2015
6 at New Orleans Sept. 23, 2012
5 at Buffalo Nov. 2, 1969
5 vs. Buffalo Dec. 7, 1969
5 vs. Buffalo Dec. 19, 1971

5 vs. L.A. Raiders Sept. 12, 1985
5 vs. Cincinnati Nov. 13, 1988
5 at Chicago Dec. 29, 1990
5 vs. Denver Sept. 20, 1993
5 vs. Minnesota Oct. 2, 2011

Most Field Goals Made, Both Teams, Game

*9 Kansas City (4) at San Diego (5) Sept. 29, 1996
*NFL RECORD
8 Kansas City (5) vs. Buffalo (3) Dec. 19, 1971
8 Kansas City (4) vs. Denver (4) Sept. 28, 2008
7 Kansas City (5) vs. Buffalo (2) Dec. 7, 1969
7 Kansas City (4) vs. Denver (3) Dec. 16, 2001
7 Kansas City (3) at Indianapolis (4) Oct. 10, 2010
7 Kansas City (6) at New Orleans (1) Sept. 23, 2012
7 Kansas City (7) at Cincinnati (0) Oct. 4, 2015

Most Consecutive Games Scoring Field Goals

18 2001-02
16 1970
15 2005
11 1968-69, 1971-72, 1985-86
10 1980-81, 2013

Most Safeties, Season

3 1988, 1997

Most Safeties, Game

1 21 times; Last at Denver Nov. 27, 2016

First Downs

Most First Downs, Season

*398 2004
348 2003
347 2005
343 2002
324 2001
*NFL RECORD

Fewest First Downs, Season

163 1982 (9 games)
183 1970
208 1973

Most First Downs, Game (All 30+)

36 vs. Atlanta Oct. 24, 2004
33 vs. Indianapolis Oct. 31, 2004
32 at Houston Oct. 24, 1965
32 at Seattle Nov. 24, 2002
32 vs. Oakland Dec. 25, 2004
31 at Oakland Nov. 5, 2000

30 vs. Cleveland Nov. 9, 2003
 30 at L.A. Raiders Dec. 22, 1991
 30 vs. Seattle Oct. 29, 2006
 30 at Denver Nov. 14, 2010

1 11 times; Last at Baltimore Sept. 13, 2009
 *NFL RECORD

Fewest First Downs, Game

4 at Tampa Bay Dec. 16, 1979
 5 at San Diego Dec. 12, 2010
 7 at Boston Oct. 23, 1964
 7 at Oakland Dec. 12, 1970
 7 at Denver Dec. 9, 2007
 7 at Oakland Dec. 16, 2012
 8 12 times; Last at Denver Dec. 30, 2012

Most First Downs, Both Teams, Game

64 KC (32) at Seattle (32) Nov. 24, 2002
 62 KC (31) at Oakland (31) Nov. 5, 2000
 59 KC (26) at Seattle (33) Nov. 27, 1983 (OT)
 58 KC (24) at Denver (34) Nov. 18, 1974

Fewest First Downs, Both Teams, Games

15 Kansas City (7) vs. Denver (8) Dec. 6, 1970
 18 Kansas City (7) at Boston (11) Oct. 23, 1964

Most Rushing First Downs, Season

160 1978, 1981
 140 2002
 138 2004, 2005
 130 1980
 129 1969, 1997, 2010

Fewest Rushing First Downs, Season

66 2007
 71 1982 (9 games)
 79 1985
 83 1970, 1983, 1986
 84 2000

Most Rushing First Downs, Game

21 vs. Atlanta Oct. 24, 2004
 20 vs. Houston Oct. 1, 1961
 18 vs. Oakland Oct. 20, 1968
 18 vs. Seattle Nov. 22, 1981
 18 at Detroit Nov. 28, 1996
 16 8 times; Last vs. Buffalo Oct. 7, 1991

Fewest Rushing First Downs, Game

*0 at Cincinnati Nov. 24, 1974
 0 vs. Pittsburgh Nov. 10, 1985
 0 at L.A. Raiders Dec. 6, 1992
 0 at Denver Oct. 27, 1996
 0 at Arizona Oct. 8, 2006
 0 vs. Jacksonville Oct. 7, 2007
 0 at Oakland Dec. 16, 2012

Most Passing First Downs, Season

228 2004
 211 1994
 208 1983
 207 2000
 201 2003

Fewest Passing First Downs, Season

79 1982 (9 games)
 86 1970
 89 1968
 91 1979
 93 1973

Most Passing First Downs, Game (All 20+)

26 vs. Oakland Dec. 25, 2004
 24 at Denver Nov. 14, 2010
 23 at Oakland Nov. 5, 2000
 21 at Dallas Nov. 20, 1983
 21 at Denver Oct. 17, 1994
 21 at Denver Dec. 7, 2003
 20 vs. Indianapolis Oct. 31, 2004

Fewest Passing First Downs, Game

1 vs. Oakland Oct. 20, 1968
 1 vs. Houston Sept. 10, 1978
 1 at Tampa Bay Dec. 16, 1979
 2 5 times; Last at Denver Dec. 30, 2012

Most Penalty First Downs, Season

34 2013
 33 1996, 1998
 32 2004, 2015
 30 2000
 29 1966, 1978, 1984, 1986

Fewest Penalty First Downs, Season

4 1969
 8 1965
 9 1973
 10 1999
 11 1968, 1972

Most Penalty First Downs, Game

9 vs. L.A. Raiders Oct. 3, 1993
 7 vs. L.A. Raiders Sept. 17, 1989
 7 vs. Seattle Oct. 17, 1996
 6 at Tennessee Dec. 13, 2004
 6 at Oakland Nov. 7, 2010
 5 8 times; Last vs. Denver Nov. 17, 2013

Fewest Penalty First Downs, Game

0 Many times; Last, at Atlanta Dec. 4, 2016

Net Yards Passing and Rushing

Most Net Yards, Season

6,695 2004
 6,192 2005
 6,000 2002
 5,910 2003
 5,692 1994

Most Net Yards, Consecutive Seasons

12,887 (6,695, 6,192) 2004-05
 12,605 (5,910, 6,695) 2003-04
 11,910 (6,000, 5,910) 2002-03
 11,673 (5,673, 6,000) 2001-02
 11,335 (6,192, 5,143) 2005-06

Fewest Net Yards, Season

2,498 1982 (9 games)
 3,536 1973
 3,577 1970
 3,828 1974
 3,936 1977

Most Net Yards, Game (All 500+)

614 at Denver Oct. 23, 1966
 590 vs. Indianapolis Oct. 31, 2004
 566 vs. Detroit Oct. 14, 1990
 552 at Seattle Nov. 24, 2002
 551 vs. Buffalo Sept. 30, 1962
 546 at Washington Sept. 30, 2001
 542 at Houston Oct. 24, 1965
 540 vs. Atlanta Oct. 24, 2004
 537 at San Diego Dec. 11, 1983
 537 vs. Cincinnati Jan. 1, 2006
 524 at Denver Jan. 3, 2010
 521 vs. Detroit Dec. 14, 2003
 520 vs. Denver Nov. 1, 1964
 513 at Oakland Nov. 5, 2000
 512 vs. Seattle Dec. 27, 1987
 510 vs. Houston Nov. 28, 1965
 510 at New Orleans Sept. 23, 2012
 508 at Cincinnati Sept. 28, 1969
 507 vs. Indianapolis Dec. 23, 2012
 506 vs. San Diego Oct. 14, 1984
 504 at New Orleans Sept. 8, 1985
 504 at N.Y. Jets Oct. 6, 2002
 503 at Seattle Nov. 28, 2010
 502 at Buffalo Oct. 3, 1976
 500 at Oakland Dec. 5, 2004

Fewest Net Yards, Game

62 vs. Oakland Nov. 8, 1963
 67 at San Diego Dec. 12, 2010
 80 at Tampa Bay Dec. 16, 1979
 104 at Buffalo Oct. 29, 1973
 106 at Oakland Dec. 8, 1973

Most Net Yards, Both Teams, Game

1,095 KC (590) vs. Indianapolis (505) Oct. 31, 2004
 1,086 KC (552) at Seattle (534) Nov. 24, 2002
 1,036 KC (524) at Denver (512) Jan. 3, 2010
 1,013 KC (537) at San Diego (476) Dec. 11, 1983
 986 KC (513) at Oakland (473) Nov. 5, 2000

Fewest Net Yards, Both Teams, Game

323 KC (178) at N.Y. Jets (145) Nov. 7, 1971
 335 KC (244) vs. Houston (91) Oct. 12, 1969
 338 KC (62) vs. Oakland (276) Nov. 8, 1963

Most Games, 400 or More Net Yards, Season

9 2004
 7 2005, 2010
 6 1994, 2000, 2002
 5 1969, 2001, 2003
 4 1960, 1961, 1962, 1976, 1983, 1997
 3 1964, 1965, 1966, 1967, 1974, 1981, 1989, 1990, 1991, 2009, 2011, 2012, 2016

Most Consecutive Games, 400 or More Net Yards

5 2004
 4 1976, 2005
 3 1974, 2000, 2010

Most Games, 300 or More Net Yards

15 2004
 14 2005
 13 2002
 12 1989, 1995, 1999, 2003, 2010, 2013, 2015
 11 1966, 1983, 1991, 1996
 10 1964, 1968, 1981, 1984, 1993, 1994, 2000, 2001, 2014

Most Consecutive Games, 300 or More Net Yards

16 2004-05
 13 2001-02
 11 2005
 10 1966-67, 1989, 2003
 8 2010
 7 1981, 1991

Most Plays, Season

1,098 1994
 1,089 2004
 1,074 1983

1,063 2010
1,059 1995
1,059 2005

Fewest Plays, Season

573 1982 (9 games)
775 1970
831 1968
833 1965
836 1971

Most Plays, Game

92 at New Orleans Sept. 23, 2012
91 at Cincinnati Sept. 3, 1978
86 vs. N.Y. Giants Nov. 3, 1974
86 vs. Seattle Sept. 28, 1997
85 at Jacksonville Nov. 9, 1997
84 vs. Denver Oct. 24, 1976
84 at San Diego Nov. 12, 1978

Fewest Plays, Game

38 at Oakland Dec. 12, 1970
38 at Tampa Bay Dec. 16, 1979
41 at San Diego Oct. 7, 1962
41 at San Diego Dec. 12, 2010
42 at Oakland Dec. 8, 1973
44 at Detroit Nov. 25, 1971
44 at New England Oct. 11, 1998
44 at Baltimore Sept. 13, 2009

Rushing

Most Rushing Attempts, Season

663 1978
610 1981
569 1979
559 1989
556 2010
552 1980

Most Rushing Attempts, Consecutive Seasons

1,232 (663, 569) 1978-79
1,162 (552, 610) 1980-81
1,121 (569, 552) 1979-80
1,089 (456, 663) 1977-78
1,063 (559, 504) 1989-90

Fewest Rushing Attempts, Season

269 1982 (9 games)
379 2008
383 2000, 2007
387 1983

400 1963

Most Rushing Attempts, Game

69 at Cincinnati Sept. 3, 1978
60 vs. Oakland Oct. 20, 1968
57 vs. Seattle Nov. 5, 1989

Fewest Rushing Attempts, Game

9 at Oakland Nov. 5, 2000
10 vs. Jacksonville Oct. 7, 2007
10 at Oakland Dec. 16, 2012
11 at New England Oct. 11, 1998
12 at Oakland Dec. 8, 1973
12 at Denver Oct. 27, 1996
13 vs. Buffalo Nov. 23, 2008
14 at San Diego Sept. 29, 1963
14 vs. Pittsburgh Nov. 10, 1985
14 at L.A. Raiders Dec. 6, 1992
14 at Jacksonville Nov. 8, 2009

Most Rushing Attempts, Both Teams, Game

102 KC (52) at San Diego (50) Nov. 12, 1978 (OT)
100 KC (41) vs. Denver (59) Sept. 24, 1978

Fewest Rushing Attempts, Both Teams, Game

37 KC (21) vs. Houston (16) Dec. 16, 1990
40 KC (17) at Buffalo (23) Dec. 12, 1965

Most Games, 40 or More Rushing Attempts, Season

9 1978
8 1973, 1981
7 1968
6 1962, 1969, 1989
5 1976, 1979, 1980, 1997, 2010

Most Games, 30 or More Rushing Attempts, Season

14 1978
13 1981
12 1971, 1975, 1980
11 1969, 1989, 1990, 2005, 2006
10 1968, 1972, 1973, 1974, 1979, 1995, 1999, 2010

Most Consecutive Games, 40 or More Rushing Attempts

4 1968, 1978
3 1962, 1973, 1996

Most Consecutive Games, 30 or More Rushing Attempts

15 1980-81
8 1975, 1977-78
7 1972, 1978, 1978-79
6 1970, 1980, 1989, 1999

Most Rushing Yards, Season

2,986	1978
2,633	1981
2,627	2010
2,407	1962
2,395	2012

Most Rushing Yards, Home, Season

1,488	1981
1,468	1962
1,463	2010
1,436	1978
1,390	1961

Most Rushing Yards Per Game, Season

213.3	(2,986 in 16 games)	1978
171.9	(2,407 in 14 games)	1962
164.6	(2,633 in 16 games)	1981
164.2	(2,627 in 16 games)	2010
162.4	(2,274 in 14 games)	1966

Most Rushing Yards Per Game, Home, Season

209.7	(1,468 in 7 games)	1962
198.6	(1,390 in 7 games)	1961
186.0	(1,488 in 8 games)	1981
182.9	(1,463 in 8 games)	2010
179.5	(1,436 in 8 games)	1978

Most Rushing Yards, Consecutive Seasons

5,302	(2,986, 2,316)	1978-79
4,829	(1,843, 2,986)	1977-78
4,671	(2,289, 2,382)	2004-05
4,590	(2,183, 2,407)	1961-62

Fewest Rushing Yards, Season

943	1982 (9 games)
1,248	2007
1,254	1983
1,465	2000
1,468	1986

Fewest Rushing Yards Per Game, Season

78.0	(1,248 in 16 games)	2007
78.4	(1,254 in 16 games)	1983
91.6	(1,465 in 16 games)	2000
91.8	(1,468 in 16 games)	1986
92.9	(1,486 in 16 games)	1985

Most Rushing Yards, Game (All 300+)

398	vs. Houston	Oct. 1, 1961
380	at Denver	Oct. 23, 1966
352	vs. Indianapolis	Dec. 23, 2012
320	vs. Buffalo	Sept. 30, 1962
317	at Denver	Jan. 3, 2010

313	vs. Cincinnati	Oct. 26, 1969
310	vs. Detroit	Oct. 14, 1990
302	at Houston	Oct. 24, 1965

Fewest Rushing Yards, Game

0	vs. Denver	Dec. 19, 1965
10	vs. Jacksonville	Oct. 7, 2007
10	at Oakland	Dec. 16, 2012
14	at New England	Oct. 11, 1998
16	at Denver	Dec. 9, 2007
17	at Boston	Nov. 18, 1960
17	at L.A. Raiders	Dec. 6, 1992

Most Games, 200 or More Rushing Yards

8	1978
6	2010
5	1962
4	1968, 1979, 1981, 2002
3	1961, 1967, 1991, 2001, 2004, 2012
2	1960, 1963, 1965, 1966, 1969, 1970, 1975,
2	1989, 1996, 1997, 2005, 2006

Most Rushing Yards, Both Teams, Game

519	Kansas City (168) vs. Cleveland (351)	Dec. 20, 2009
502	Texans (398) vs. Houston (104)	Oct. 1, 1961
502	Texans (284) vs. Oakland (218)	Nov. 26, 1961
479	Kansas City (251) vs. Detroit (228)	Nov. 23, 1975

Fewest Rushing Yards, Both Teams, Game

75	KC (20) at Houston (55)	Sept. 29, 1974
105	KC (27) vs. Boston (78)	Nov. 17, 1968
111	Dallas Texans (108) at SD (3)	Nov. 19, 1961
111	KC (48) at San Diego (63)	Oct. 13, 1985

Most 10+ Yard Rushes, Season (Since 1990)

73	2002
72	2010
67	2005
64	2012
63	2001

Most 10+ Yard Rushes, Game (Since 1990)

11	at Oakland (10 Holmes, 1 Cloud)	Dec. 9, 2001
10	at Seattle (9 Holmes, 1 Morton)	Nov. 24, 2002
10	vs. Buffalo (7 Charles, 3 Jones)	Oct. 31, 2010
9	vs. Detroit (5 Word, 3 Okoye, 1 McNair)	Oct. 14, 1990
9	vs. Denver (5 Richardson, 2 Grbac, 1 Alexander, 1 Moreau)	Dec. 17, 2000
9	vs. Atlanta	Oct. 24, 2004

	(6 Holmes, 3 Blaylock, 1 Hall)	
9	vs. Indianapolis	Oct. 31, 2004
	(6 Holmes, 2 Morton, 1 Johnson)	
9	vs. Indianapolis	Dec. 23, 2012
	(4 Charles, 4 Hillis, 1 McCluster)	

Highest Rushing Average, Season

5.18	1966
5.15	2002
5.03	1962
4.97	1961
4.79	2012

Lowest Rushing Average, Season

3.24	1983
3.26	2007
3.39	1980
3.40	1986
3.43	1992

Most Rushing Touchdowns, Season

32	2003
31	2004
26	2002, 2005
24	1960
23	1961

Most Rushing Touchdowns, Consecutive Seasons

*63	(32, 31)	2003-04
58	(26, 32)	2002-03
57	(31, 26)	2004-05
47	(24, 23)	1960-61
44	(23, 21)	1961-62

*NFL RECORD

Fewest Rushing Touchdowns, Season

3	1982 (9 games)
5	2011
6	1972, 2007
7	1987
8	1988, 2009

Most Rushing Touchdowns, Game

*8	vs. Atlanta	Oct. 24, 2004
5	at Denver	Oct. 23, 1966
4	14 times; Last vs. Detroit	Nov. 1, 2015

* NFL RECORD

Most Rushing Touchdowns, Both Teams, Game

8	Kansas City (8) vs. Atlanta (0)	Oct. 24, 2004
7	Texans (4) vs. Boston (3)	Sept. 8, 1962
7	Kansas City (4) at Denver (3)	Oct. 10, 1965

Passing

Highest Passer Rating, Season

97.1	1962
96.4	1968
95.4	2015
94.9	1990, 2004
94.0	2016
93.5	2002

Lowest Passer Rating, Season

52.7	1961
52.9	1977
54.0	1979
55.2	1974
59.3	1978

Most Passes Attempted, Season

641	1983
615	1994
593	1984
582	2000
563	2007

Most Passes Attempted, Consecutive Seasons

1,234	(641, 593)	1983-84
1,146	(615, 531)	1994-95
1,110	(582, 528)	2000-01
1,105	(490, 615)	1993-94
1,104	(593, 511)	1984-85
1,104	(563, 541)	2007-08

Fewest Passes Attempted, Season

264	1982 (9 games)
270	1968
289	1970
313	1973
322	1962

Most Passes Attempted, Game

59	at Dallas	Nov. 20, 1983
55	at San Diego	Oct. 9, 1994
55	at Miami	Dec. 12, 1994
54	at Denver	Nov. 16, 1986
54	at Denver	Oct. 17, 1994
54	at San Diego	Sept. 29, 1996
54	vs. San Diego	Nov. 24, 1996

Fewest Passes Attempted, Game

3	vs. Oakland	Oct. 20, 1968
6	at Oakland	Dec. 13, 1969
10	vs. Denver	Sept. 24, 1978

Most Passes Attempted, Both Teams, Game

100	KC (46) vs. Tampa Bay (54)	Oct. 28, 1964
95	KC (54) at San Diego (41)	Sept. 29, 1996
90	KC (59) at Dallas (31)	Nov. 20, 1983
90	KC (41) at San Diego (49)	Dec. 11, 1983

Fewest Passes Attempted, Both Teams, Game

26	KC (6) at Oakland (20)	Dec. 13, 1969
26	KC (13) at Tampa Bay (13)	Dec. 16, 1979
27	KC (14) vs. Houston (13)	Sept. 10, 1978

Most Passes Completed, Season

370	2004
369	1983
366	1994
342	2000
339	2003

Most Passes Completed, Consecutive Seasons

709	(339, 370)	2003-04
687	(370, 317)	2004-05
674	(369, 305)	1983-84
666	(366, 300)	1994-95
653	(287, 366)	1993-94

Fewest Passes Completed, Season

145	1982 (9 games)
154	1970
156	1968

Most Passes Completed, Game

39	at Oakland	Nov. 5, 2000
37	at San Diego	Oct. 9, 1994
34	at Denver	Oct. 17, 1994
34	at Denver	Dec. 7, 2003
34	vs. San Diego	Sept. 11, 2016
33	at Dallas	Nov. 20, 1983
33	at Miami	Dec. 12, 1994
33	at San Diego	Jan. 2, 2005
33	at Detroit	Dec. 23, 2007
33	at Denver	Nov. 14, 2010

Fewest Passes Completed, Game

2	vs. Oakland	Oct. 20, 1968
2	at Oakland	Dec. 13, 1969
5	7 times: Last at Seattle	Dec. 17, 1978

Most Passes Completed, Both Teams, Game

62	Kansas City (31) at San Diego (31)	Dec. 11, 1983
59	Kansas City (34) vs. San Diego (25)	Sept. 11, 2016
57	Kansas City (31) at San Diego (26)	Oct. 30, 2005
56	Kansas City (33) at Denver (23)	Nov. 14, 2010

55	Kansas City (23) vs. San Diego (32)	Oct. 14, 1984
----	-------------------------------------	---------------

55	Kansas City (26) vs. Tampa Bay (29)	Oct. 28, 1984
----	-------------------------------------	---------------

Fewest Passes Completed, Both Teams, Game

11	Kansas City (10) vs. San Diego (1)	Sept. 20, 1998
12	Kansas City (7) at Tampa Bay (5)	Dec. 16, 1979
13	Kansas City (2) at Oakland (11)	Dec. 13, 1969
13	Kansas City (8) vs. Boston (5)	Oct. 11, 1970

Most 20+ Yard Completions, Season (Since 1990)

60	2004
59	2000
55	2003
53	2001
51	2005

Most 20+ Yard Completions, Game (Since 1990)

9	vs. St. Louis	Oct. 22, 2000
	(6 Grbac, 2 Moon, 1 Morris)	
9	at Denver (9 Cassel)	Nov. 14, 2010
7	at L.A. Raiders (7 Krieg)	Dec. 6, 1992
7	at San Diego (7 Gannon)	Nov. 22, 1998
7	at Oakland (7 Grbac)	Nov. 5, 2000
7	at Arizona (7 Green)	Oct. 21, 2001
7	vs. Indianapolis (7 Green)	Oct. 31, 2004

Most Passing Yards, Season

4,406	2004
4,341	1983
4,149	2000
3,981	2003
3,960	1994

Most Passing Yards, Consecutive Seasons

8,553	(4,684, 3,869)	1983-84
8,387	(3,981, 4,406)	2003-04
8,271	(4,408, 3,863)	2000-01
8,216	(4,406, 3,810)	2004-05
7,817	(3,409, 4,408)	1999-00

Fewest Passing Yards, Season

1,555	1982 (9 games)
1,660	1979
1,719	1970

Most Gross Passing Yards, Game (All 400+)

504	at Oakland	Nov. 5, 2000
469	at Denver	Nov. 14, 2010
435	vs. Denver	Nov. 1, 1964
432	at Dallas	Nov. 20, 1983
412	vs. Denver	Dec. 19, 1965
411	at San Diego	Dec. 11, 1983

400 at Green Bay Oct. 12, 2003

55 2007

53 1975

Most Net Passing Yards, Game

474 at Oakland Nov. 5, 2000

433 at Denver Nov. 14, 2010

406 at San Diego Dec. 11, 1983

400 at Green Bay Oct. 12, 2003

395 at New Orleans Sept. 8, 1985

Fewest Gross Passing Yards, Game

16 vs. Oakland Oct. 20, 1968

39 vs. Houston Nov. 15, 1981

42 at Seattle Sept. 30, 1979

44 at Denver Oct. 8, 1961

46 at Tampa Bay Dec. 16, 1979

Fewest Net Passing Yards, Game

-22 vs. Oakland Nov. 8, 1963

15 at Seattle Sept. 30, 1979

16 vs. Oakland Oct. 20, 1968

18 at Denver Oct. 4, 1970

19 at San Diego Dec. 12, 2010

Most Net Passing Yards, Both Teams, Game

859 Kansas City (387) vs. IND (472) Oct. 31, 2004

782 Kansas City (406) at San Diego (376) Dec. 11, 1983

732 Kansas City (433) at Denver (299) Nov. 14, 2010

716 Kansas City (474) at Oakland (242) Nov. 5, 2000

698 Kansas City (229) at Oakland (469) Nov. 3, 1968

Fewest Passing Yards, Both Teams, Game

67 Kansas City (22) at Tampa Bay (45) Dec. 16, 1979

81 Kansas City (34) vs. Houston (47) Sept. 10, 1978

Most Individual 100-Yard Receiving Games, Season

14 2000, 2004

11 1964

8 1966, 1983

7 1987, 2003, 2006, 2007

6 1961, 1968, 1988, 2002, 2005, 2008

Most Consecutive Individual 100-Yard Receiving Games, Season

7 2000

6 2004

4 1964

3 1966, 1984, 1992, 1994, 2005, 2007, 2010, 2016

2 1961, 1962, 1963, 1965, 1968, 1969, 1980, 1982, 1983, 1985, 1987, 1988, 1989, 1998, 1999, 2001, 2006, 2007, 2008, 2011

Most Times Sacked, Season

57 1980

Fewest Times Sacked, Season

19 1994

21 1978, 1991, 1995, 2003

22 1990

Most Times Sacked, Game

10 vs. Baltimore Nov. 2, 1980

9 vs. San Diego Dec. 2, 2007

8 at Pittsburgh Dec. 5, 1982

8 vs. L.A. Raiders Dec. 12, 1982

Most Times Sacked, Both Teams, Game

13 Kansas City (2) vs. Cleveland (11) Sept. 30, 1984

13 Kansas City (6) vs. Houston (7) Sept. 21, 1986

Most Consecutive Games Without Allowing A Sack

3 1988, 2000

Most Consecutive Seasons Leading League, Completion Percentage

*4 1966-69

*NFL RECORD

Highest Completion Percentage, Season

66.98 427-286 2016

65.95 561-370 2004

65.54 473-310 2015

63.25 536-339 2003

62.52 507-317 2005

61.22 470-287 2002

60.99 546-333 2013

Lowest Completion Percentage, Season

44.36 (399-177) 1961

48.05 (435-209) 1960

48.90 (409-200) 1965

49.33 (521-257) 1986

50.38 (395-199) 1965

Most Passing Touchdowns, Season

32 1964

31 1966

30 1963

29 1983, 2000

Fewest Passing Touchdowns, Season

7 1978, 1979

8 2012

10 1973, 1982 (9 games)

11 1974, 1977

13 1981, 2011

Most Passing Touchdowns, Game

6 vs. Denver Nov. 1, 1964
5 7 times; Last at Oakland Dec. 15, 2013

Most Passing Touchdowns, Both Teams, Game

9 Kansas City (4) at Denver (5) Nov. 14, 2010
8 Kansas City (6) vs. Denver (2) Nov. 1, 1964
8 Kansas City (4) at San Diego (4) Dec. 11, 1983
8 Kansas City (3) vs. IND (5) Oct. 31, 2004

Most Passes Had Intercepted, Season

27 1961
26 1977
25 1974

Fewest Passes Had Intercepted, Season

4 2016
5 1990
6 2014
7 2015
8 1982 (9 games), 2010
9 2013
10 1993, 1994, 1997, 2005

Most Passes Had Intercepted, Game

7 vs. Pittsburgh Oct. 13, 1974
6 at Seattle Nov. 4, 1984
6 vs. L.A. Raiders Oct. 20, 1985

Most Passes Had Intercepted, Both Teams, Game

9 Kansas City (3) vs. Miami (6) Nov. 13, 1966
8 8 times
Last; Kansas City (2) at Oakland (6) Oct. 23, 2011

Punting

Most Seasons Leading League (Average Distance)

*6 1968, 1971-73, 1979, 1984
*NFL RECORD

Most Consecutive Seasons Leading League

3 1971-73

Most Punts, Season

104 1999
99 1986
98 1984

Fewest Punts, Season

38 1982 (9 games)
54 1962
55 2004
57 1991

Most Punts, Game

11 at N.Y. Jets Sept. 18, 1965
11 vs. Baltimore Sept. 2, 1979
11 at San Francisco Nov. 17, 1985
11 at Cleveland Nov. 19, 1989
11 vs. San Diego Nov. 13, 1994
11 at Chicago Dec. 4, 2011
10 vs. Denver Oct. 6, 1974
10 at Oakland Oct. 5, 1980
10 at N.Y. Jets Oct. 2, 1988
10 at San Diego Nov. 26, 2000
10 at N.Y. Jets Dec. 30, 2007
10 at Jacksonville Sept. 8, 2013

Fewest Punts, Game

0 at L.A. Raiders Dec. 22, 1991
0 vs. Carolina Dec. 10, 2000

Highest Punting Average Distance, Season

46.83 (83-3,887) 2012
46.30 (60-2,778) 2016
45.89 (89-4,084) 2011
45.53 (80-3,642) 1973
45.33 (89-4,034) 2013
45.26 (65-2,942) 1968

Lowest Punting Average Distance, Season

36.06 (54-1,947) 1962
37.83 (64-2,422) 2002
38.53 (70-2,697) 1981

Most Punts Had Blocked, Season

2 1974, 1975, 1985, 1999

Most Punts Had Blocked, Game

2 vs. Denver Oct. 27, 1985

Punt Returns

Most Seasons Leading League (Average Return)

6 1960, 1968, 1970, 1979-80, 2003

Most Punt Returns, Season (All 50+)

59 2013
58 1979, 1995, 1999

52 2010

Fewest Punt Returns, Season

15 1982 (9 games)
24 2004
26 1961, 1963, 2008

Most Punt Returns, Game

9 at Oakland Nov. 15, 2009
8 vs. San Diego Nov. 10, 1974
8 at St. Louis Dec. 19, 2010
7 vs. Oakland Sept. 23, 1979
7 vs. N.Y. Giants Oct. 21, 1979
7 vs. Detroit Sept. 26, 1999
7 at Denver Dec. 5, 1999
7 at Oakland Oct. 21, 2007
7 at Jacksonville Sept. 8, 2013
7 at Washington Dec. 8, 2013

Most Punt Returns, Both Teams, Game

15 Kansas City (6) vs. Baltimore (9) Sept. 2, 1979

Most Punt Return Yards, Season (All 600+)

695 2013
640 1999
612 1979

Fewest Punt Return Yards, Season

126 1972
129 1982 (9 games)
150 1971

Most Punt Return Yards, Game

177 at Washington Dec. 8, 2013
160 vs. San Diego Sept. 13, 2010
141 vs. Oakland Sept. 23, 1979
139 at Denver Dec. 5, 1999
131 vs. Boston Dec. 11, 1960

Highest Punt Return Average, Season

16.42 (33-542) 2003
15.03 (33-496) 1960
14.53 (40-581) 1980
14.52 (31-450) 1968

Lowest Punt Return Average, Season

4.34 (29-126) 1972
4.69 (32-150) 1971
6.50 (26-169) 2008
6.53 (32-209) 2009

Most Punt Return Touchdowns, Season

2 1968, 1979, 1980, 1992, 1999, 2002, 2003, 2013

1 1960, 1965, 1966, 1987, 1995, 1997, 2006, 2010

Most Punt Return Touchdowns, Game

1 25 times; Last vs. Oakland Dec. 14, 2014

Most Punt Return Touchdowns, Both Teams, Game

*2 Kansas City (1) at Buffalo (1) Sept. 11, 1966
*NFL RECORD

Kickoff Returns

Most Kickoff Returns, Season

80 2008
77 2009
75 2004
70 1987, 2000
68 2005

Fewest Kickoff Returns, Season

31 1973
34 1982 (9 games)
35 2015
37 1962
38 1968, 1998
39 1992

Most Kickoff Returns, Game

11 vs. Buffalo Nov. 23, 2008
10 vs. Oakland Nov. 2, 1967
10 vs. Seattle Sept. 20, 1987
9 vs. Pittsburgh Nov. 10, 1985

Most Kickoff Return Yards, Season

1,820 2004
1,716 2008
1,666 2009
1,591 2005
1,577 2003

Fewest Kickoff Return Yards, Season

722 1992
723 1982 (9 games)
725 1973
736 1968
784 1990

Most Kickoff Return Yards, Game

251 at Miami Dec. 12, 1994
245 at San Diego Oct. 15, 1967
236 vs. Pittsburgh Nov. 10, 1985

Highest Kickoff Return Average, Season

*29.91	(44-1,316)	2013
27.64	(53-1,465)	1961
26.59	(41-1,090)	1969
25.81	(37-955)	1962
*NFL RECORD		

Lowest Kickoff Return Average, Season

16.52	(56-925)	1988
17.04	(46-784)	1990
17.20	(54-929)	1983

Most Kickoff Return Touchdowns, Season

2	1987, 1995, 2003, 2004, 2013
1	1961, 1963, 1967, 1969, 1986, 1994, 1996, 1997, 2002, 2005, 2009, 2014, 2016

Most Kickoff Return Touchdowns, Game

1	23 times; Last at Denver	Nov. 27, 2016
---	--------------------------	---------------

Fumbles

Most Fumbles, Season

42	1980
----	------

Fewest Fumbles, Season

*7	2002
12	2016
13	1982 (9 games), 2003
15	2010
16	2015
17	1995, 1996, 2011
19	2001
*NFL RECORD	

Most Fumbles, Game

*10	vs. Houston	Oct. 12, 1969
*NFL RECORD		

Most Fumbles, Both Teams, Game

*14	Kansas City (10) vs. Houston (4)	Oct. 12, 1969
*NFL RECORD		

Most Fumbles Lost, Season

24	1981, 1987
21	1965, 1977

Fewest Fumbles Lost, Season

*2	2002
4	1982 (9 games)
6	2003, 2010

7	2016
8	1967, 1991, 2008, 2015
9	1992, 1999, 2001
*NFL RECORD	

Most Fumbles Lost, Game

6	vs. Houston	Oct. 12, 1969
---	-------------	---------------

Most Turnovers, Season

47	1977
46	1981
41	1965, 1987, 1989
40	1964

Fewest Turnovers, Season

11	2016
*12	1982 (9 games)
14	2010
15	2002, 2015
17	2014
18	2003, 2013
19	1990
*NFL RECORD	

Most Turnovers, Game

9	vs. Buffalo	Oct. 17, 1965
9	vs. Pittsburgh	Oct. 13, 1974
8	vs. San Diego	Sept. 20, 1981

Most Turnovers, Both Teams, Game

16	Kansas City (7) vs. Houston (9)	Oct. 12, 1969
----	---------------------------------	---------------

Penalties

Fewest Penalties, Season

43	1982 (9 games)
52	1963
56	1964
61	1966

Most Penalties, Season

*158	1998
127	1994
126	1999
122	1993, 1996
*NFL RECORD	

Fewest Penalties, Game

*0	vs. Buffalo	Oct. 2, 1966
0	vs. Oakland	Dec. 8, 1974
1	24 times; Last at San Diego	Dec. 29, 2013

***NFL RECORD**

577 2006
602 2001
604 1964

Most Penalties, Game

17 at Seattle Nov. 8, 1998
15 vs. San Diego Sept. 20, 1998
14 at Atlanta Sept. 18, 1994
14 at Denver Oct. 17, 1994

Most Yards Penalized, Season

*1,304 1998
*NFL Record

Fewest Penalties, Both Teams, Game

1 Kansas City (0) vs. Buffalo (1) Oct. 2, 1966

Fewest Yards Penalized, Game

0 vs. Buffalo Oct. 2, 1966
0 vs. Oakland Dec. 8, 1974
1 vs. San Diego Dec. 22, 2002
3 vs. Buffalo Sept. 11, 2011
5 11 times; Last at San Diego Dec. 29, 2013

Most Penalties, Both Teams, Game

30 Kansas City (17) at Seattle (13) Nov. 8, 1998
27 Kansas City (12) at Oakland (15) Nov. 7, 2010
26 Kansas City (7) vs. San Diego (19) Oct. 16, 1997
26 Kansas City (11) vs. Oakland (15) Dec. 24, 2011
25 Kansas City (11) vs. Denver (14) Sept. 20, 1993
24 Kansas City (13) at L.A. Raiders (11) Oct. 9, 1983
24 Kansas City (12) vs. L.A. Raiders (12) Sept. 16, 1984
24 Kansas City (10) vs. L.A. Raiders (14) Dec. 13, 1987
24 Kansas City (14) at Atlanta (10) Sept. 18, 1994
24 Kansas City (14) at Denver (10) Oct. 17, 1994
24 Kansas City (15) vs. San Diego (9) Sept. 20, 1998
24 Kansas City (10) at Oakland (14) Oct. 23, 2011
24 Kansas City (9) at Denver (15) Nov. 27, 2016

Most Yards Penalized, Game

154 vs. Oakland Nov. 1, 1970
152 at Seattle Nov. 8, 1998
141 at San Diego Oct. 25, 1987

Fewest Yards Penalized, Both Teams, Game

10 Kansas City (10) vs. Boston (0) Nov. 17, 1968
10 Kansas City (0) vs. Oakland (10) Dec. 8, 1974
10 Kansas City (5) at Denver (5) Dec. 7, 2008

Fewest Yards Penalized, Season

371 1982 (9 games)
515 1974

Most Yards Penalized, Both Teams, Game

259 KC (141) at San Diego (118) Oct. 25, 1987
258 KC (126) vs. L.A. Raiders (132) Sept. 16, 1984



Scoring

Fewest Points Allowed, Season

170	1968
177	1969
184	1982 (9 games)
192	1973
208	1971

Lowest Scoring Average, Season

12.1	(170 in 14 games)	1968
12.6	(177 in 14 games)	1969
13.7	(192 in 14 games)	1973
14.5	(232 in 16 games)	1997
14.9	(208 in 14 games)	1971

Most Points Allowed, Season

440	2008
435	2004
425	2012
424	2009

Highest Scoring Average, Season

27.5	(440 in 16 games)	2008
27.2	(435 in 16 games)	2004
26.9	(376 in 14 games)	1976
26.6	(425 in 16 games)	2012
26.5	(424 in 16 games)	2009

Most Points Allowed, Game

54	vs. Buffalo	Nov. 23, 2008
51	at Seattle	Nov. 27, 1983 (OT)
50	at Buffalo	Oct. 3, 1976
49	at Oakland	Nov. 5, 2000
49	at Denver	Nov. 14, 2010

Most First-Half Points Allowed, Game

35	at San Diego	Oct. 25, 1987
35	at Denver	Nov. 14, 2010
34	vs. Seattle	Dec. 11, 1977
31	Seven times, last at Pittsburgh	Oct. 15, 2006

Fewest First-Half Points Allowed, Season

74	1969
95	1982 (9 games)
97	1965
101	1973
103	1968

Most First-Quarter Points Allowed, Season

101	1998
95	1976, 2012
93	2009
92	1997
88	1987

Fewest First-Quarter Points Allowed, Season

29	1963, 1969
30	1973
32	1970
33	1965, 1966
37	1984

Most First-Quarter Points Allowed, Game

31	at Buffalo	Sept. 13, 1962
22	at Pittsburgh	Oct. 2, 2016
21	at Denver	Nov. 16, 1986
21	at Denver	Nov. 14, 2010
17	vs. Oakland	Nov. 23, 1967
17	at Denver	Oct. 27, 1996
17	vs. Pittsburgh	Sept. 14, 2003
17	at Denver	Sept. 26, 2005
17	vs. San Diego	Sept. 30, 2012

Most Second-Quarter Points Allowed, Season

152	2004
141	2008
135	1985
133	1999
127	1961, 1984

Fewest Second-Quarter Points Allowed, Season

45	1969
55	1979, 1982 (9 games)
57	1968, 1992
59	1995
64	1965

Most Second-Quarter Points Allowed, Game

28	vs. San Diego	Nov. 15, 1964
28	vs. Oakland	Oct. 16, 1966
28	at Baltimore	Dec. 21, 1980
28	at Seattle	Nov. 4, 1984
28	at Seattle	Sept. 11, 1988
24	at Oakland	Nov. 3, 1968

Most Third-Quarter Points Allowed, Season

106	2008, 2012
103	2001
100	2009

98 1975
95 2011

19 1969
21 1971

Fewest Third-Quarter Points Allowed, Season

22 1971
29 1995
31 1982 (9 games)
34 1974
35 1973

Most Touchdowns Allowed, Season

53 2004
51 1976
49 2008
48 2009
47 2012

Most Third-Quarter Points Allowed, Game

28 at Houston Oct. 24, 1965
22 at Boston Nov. 18, 1960
21 Nine times; Last at Baltimore Sept. 13, 2009

Most Touchdowns Allowed, Game

7 at Buffalo Oct. 3, 1976
7 at Oakland Nov. 5, 2000
7 at Denver Nov. 14, 2010
6 16 times; Last at Pittsburgh Oct. 2, 2016

Most Fourth-Quarter Points Allowed, Season

139 1961
130 1983, 2002
129 2004
127 1976
121 1985

Most Shutouts, Season

3 1960
2 1967, 1969

Fewest Fourth-Quarter Points Allowed, Season

27 1968
44 1997
54 2013
56 1973
57 1960, 1962, 1981

Most Games Allowed 10 Points or Less, Season

9 1968
7 1969
6 1973, 1979, 1990, 1995

Most Fourth-Quarter Points Allowed, Game

24 at New Orleans Sept. 8, 1985
22 vs. Denver Nov. 1, 1964
21 12 times; Last at San Diego Nov. 1, 2012

Most Consecutive Games Allowed 10 Points or Less

5 1968
3 1960, 1968, 1995, 1997

Most Second-Half Points Allowed, Game

38 at Houston Oct. 24, 1965
37* at Seattle Nov. 27, 1983
35 vs. San Diego Oct. 20, 1963
35 vs. Pittsburgh Nov. 7, 1976
31 at Miami Sept. 22, 1985
31 at Miami Dec. 12, 1994
31 vs. San Diego Nov. 24, 2013

*Includes three in OT

Largest Opponent Comeback Victories

Opponent	Deficit	Final	Date
21 vs. Tampa Bay	24-3	27-30 (OT)	Nov. 2, 2008
18 vs. Philadelphia	24-6	31-37	Oct. 2, 2005
18 vs. San Diego	21-3	21-22	Dec. 14, 2008
17 at Houston	17-0	36-38	Oct. 24, 1965
17 vs. L.A. Raiders	17-0	17-24	Oct. 5, 1986
17 at Chicago	17-0	27-28	Nov. 13, 1977
17 at San Diego	34-17	37-38	Nov. 22, 1998
17 vs. Oakland	17-0	38-41 (OT)	Jan. 2, 2000

Fewest Second-Half Points Allowed, Season

67 1968
89 1982 (9 games)
91 1973, 1997
96 1971
101 1972

First Downs

Fewest First Downs Allowed, Season

170 1982 (9 games)
181 1969
200 1965
204 1964

Fewest Touchdowns Allowed, Season

18 1968

Most First Downs Allowed, Season

367 2002
 344 1987, 2008
 336 1985
 335 1984

Fewest First Downs Allowed, Game

5 vs. Oakland Dec. 7, 1997
 6 at Boston Sept. 21, 1969
 6 vs. Boston Oct. 11, 1970
 6 at Chicago Dec. 29, 1990
 7 10 times; Last at Washington Oct. 18, 2009

Most First Downs Allowed, Game

35 vs. San Diego Oct. 19, 1986
 34 at Denver Nov. 18, 1974
 34 at Cleveland Oct. 30, 1977

Fewest Rushing First Downs Allowed, Season

52 1968
 53 1969
 67 1965

Most Rushing First Downs Allowed, Season

169 1977
 162 1988
 149 1975

Fewest Rushing First Downs Allowed, Game

*0 vs. Houston Dec. 4, 1960
 0 vs. Buffalo Dec. 3, 1967
 0 at Denver Oct. 3, 1971
 0 at Oakland Dec. 3, 1995
 0 vs. Oakland Dec. 7, 1997
 0 vs. St. Louis Dec. 8, 2002
 0 vs. N.Y. Jets Sept. 11, 2005
 1 19 times; Last vs. Oakland Dec. 24, 2011

*NFL RECORD

Most Rushing First Downs Allowed, Game

21 vs. Pittsburgh Nov. 7, 1976
 20 at Oakland Dec. 28, 2002
 19 at Cleveland Oct. 30, 1977

Fewest Passing First Downs Allowed, Season

92 1982 (9 games)
 95 1973
 111 1969, 1970

Most Passing First Downs Allowed, Season

227 2002
 202 2000
 195 2008

193 2015

192 1984

190 2004

Fewest Passing First Downs Allowed, Game

*0 at Houston Oct. 9, 1988
 0 vs. San Diego Sept. 20, 1998
 2 8 times; Last at Denver Jan. 1, 2012

*NFL RECORD

Most Passing First Downs Allowed, Game

25 at Denver Nov. 18, 1974
 25 at Denver Nov. 14, 2010
 22 at Cincinnati Dec. 6, 1987
 22 vs. Philadelphia Oct. 2, 2005

Fewest Penalty First Downs Allowed, Season

9 1982 (9 games)
 11 1964
 13 1980

Most Penalty First Downs Allowed, Season

*56 1998

40 2004

36 1993

34 2015

33 1987

*NFL RECORD

Most Penalty First Downs Allowed, Game

7 2 times; Last N.Y. Jets Dec. 11, 2011
 6 9 times; Last at Atlanta Dec. 4, 2016

Net Yards Allowed Passing and Rushing

Fewest Yards Allowed, Season

2,733 1982 (9 games)
 3,163 1969
 3,575 1973
 3,667 1970
 3,749 1965

Most Yards Allowed, Season

6,291 2008
 6,248 2002
 6,211 2009
 6,037 2004
 5,885 2013

Fewest Yards Allowed, Game

89 vs. Seattle Dec. 24, 1995

91 vs. Houston Oct. 12, 1969
 93 vs. Oakland Dec. 7, 1997
 100 at Boston Sept. 21, 1969
 105 vs. Boston Dec. 14, 1963
 105 vs. Boston Oct. 11, 1970

Most Yards Allowed, Game

563 vs. Houston Dec. 16, 1990
 542 at N.Y. Jets Oct. 2, 1988 (OT)
 542 at Tennessee Dec. 13, 2004
 539 at Oakland Nov. 3, 1968
 539 vs. Oakland Oct. 3, 1977
 535 vs. Denver Dec. 1, 2013

Fewest Plays Allowed, Season

556 1982 (9 games)
 808 1969
 813 1971

Most Plays Allowed, Season

1,159 1984
 1,126 1985
 1,102 1981

Fewest Plays Allowed, Game

39 vs. Houston Oct. 22, 1967
 39 vs. Oakland Dec. 7, 1997
 40 vs. Cincinnati Oct. 13, 1968
 40 at Boston Sept. 21, 1969

Most Plays Allowed, Game

97 at N.Y. Jets Oct. 2, 1988 (OT)
 95 vs. San Diego Oct. 19, 1986
 91 vs. Chicago Nov. 8, 1981

Rushing

Fewest Rushing Attempts Allowed, Season

279 1982 (9 games)
 316 1969
 343 1967

Most Rushing Attempts Allowed, Season

634 1977
 609 1988
 601 1978

Fewest Rushing Attempts Allowed, Game

9 at Oakland Dec. 5, 2004
 11 at New Orleans Sept. 4, 1994
 11 at Oakland Dec. 3, 1995

12 at N.Y. Jets Nov. 27, 1966
 12 at Seattle Nov. 28, 2010

Most Rushing Attempts Allowed, Game

65 at Buffalo Oct. 29, 1973
 62 at Tampa Bay Dec. 16, 1979
 61 at Oakland Dec. 8, 1973
 61 vs. Chicago Nov. 8, 1981

Fewest Rushing Yards Allowed, Season

980 1960
 1,066 1982 (9 games)
 1,091 1969

Fewest Rushing Yards Per Game Allowed, Season

70.0 (980 in 14 games) 1960
 77.9 (1,091 in 14 games) 1969
 82.9 (1,327 in 16 games) 1995

Most Rushing Yards Allowed, Season

2,971 1977
 2,861 1976
 2,712 1975

Most Rushing Yards Per Game Allowed, Season

211.8 (2,971 in 14 games) 1977
 204.4 (2,861 in 14 games) 1976
 193.7 (2,712 in 14 games) 1975

Fewest Rushing Yards Allowed, Game

-27 vs. Houston Dec. 4, 1960
 3 at San Diego Nov. 19, 1961
 8 at Oakland Dec. 3, 1995

Most Rushing Yards Allowed, Game

351 vs. Cleveland Dec. 20, 2009
 332 vs. Tennessee Oct. 19, 2008
 330 vs. Pittsburgh Nov. 7, 1976
 322 at Cleveland Oct. 30, 1977
 300 vs. Oakland Sept. 14, 2008

Fewest Individual 100-Yard Games Allowed, Season

0 1960, 1969, 1971, 1981, 1995

Most Individual 100-Yard Games Allowed, Season

9 2003
 8 1976, 1977, 2007

Fewest Rushing Touchdowns Allowed, Season

4 1968
 5 2016
 6 1969, 1971

7 1982 (9 games), 1995, 2013, 2015

332 1985, 2003

329 1984, 1995

Most Rushing Touchdowns Allowed, Season

25 2008
24 1975, 1976
23 1977, 1988

Most Rushing Touchdowns Allowed, Game

5 vs. Pittsburgh Nov. 7, 1976
5 at Denver Dec. 7, 2003
4 6 times; Last vs Tennessee Oct. 19, 2008

Passing

Fewest Pass Attempts Allowed, Season

262 1982 (9 games)
324 1973
325 1975
333 1977

Most Pass Attempts Allowed, Season

616 2002
607 2015
596 1995
592 2013
586 1984

Fewest Pass Attempts Allowed, Game

8 vs. Denver Nov. 13, 2011
9 at N.Y. Jets Nov. 7, 1971
9 vs. Oakland Dec. 8, 1974
10 vs. L.A. Raiders Sept. 16, 1973
10 at San Diego Dec. 18, 1988

Most Pass Attempts Allowed, Game

65 vs. San Diego Oct. 19, 1986
61 vs. Seattle Sept. 29, 1985
60 at Oakland Oct. 5, 1980

Fewest Pass Completions Allowed, Season

155 1982 (9 games)
157 1973
175 1977
186 1972, 1975
195 1970

Most Pass Completions Allowed, Season

403 2002
348 2008
349 2015
334 2013

Fewest Pass Completions Allowed, Game

1 vs. San Diego Sept. 20, 1998
2 vs. Denver Nov. 13, 2011
3 vs. Houston Oct. 22, 1967
3 at N.Y. Jets Nov. 7, 1971
3 vs. Oakland Dec. 8, 1974
4 at San Diego Nov. 2, 1986
4 at Houston Oct. 9, 1988

Most Pass Completions Allowed, Game

39 at New England Sept. 22, 2002
37 vs. San Diego Dec. 22, 1985
37 vs. San Diego Oct. 19, 1986
37 vs. New Orleans Oct. 23, 2016
35 vs. Oakland Oct. 27, 2002
34 vs. L.A. Raiders Sept. 12, 1985
34 vs. San Diego Dec. 14, 2008

Fewest Passing Yards Allowed, Season

1,619 1973
1,667 1982 (9 games)
1,942 1973
2,010 1970

Most Passing Yards Allowed, Season

4,203 2004
4,181 2002
3,988 2015
3,962 2013
3,777 2010
3,748 2008

Fewest Passing Yards Allowed, Game

-19 vs. San Diego Sept. 20, 1998
9 vs. N.Y. Jets Nov. 7, 1971
12 vs. Oakland Dec. 8, 1974

Most Passing Yards Allowed, Game

499 vs. Houston Dec. 16, 1990
472 vs. Indianapolis Oct. 31, 2004
469 at Oakland Nov. 3, 1968

Fewest Individual 300-Yard Games Allowed, Season

0 1962, 1970, 1971, 1972, 1973, 1974, 1977, 1978, 1988, 2000

Most Individual 300-Yard Games Allowed, Season

8 2002

Fewest Passing Touchdowns Allowed, Season

10 1969
11 1971, 1973
12 1982 (9 games), 1988

Most Passing Touchdowns Allowed, Season

32 2004
29 2012
27 2002
25 1964, 1976, 1980, 1987, 2000, 2005, 2009, 2013, 2015
24 1999

Most Passing Touchdowns Allowed, Game

5 vs. Indianapolis Oct. 31, 2004
5 at Denver Nov. 14, 2010
5 vs. Denver Dec. 1, 2013
5 at Green Bay Sept. 28, 2015
5 at Pittsburgh Oct. 2, 2016
4 16 times; Last at Detroit Sept. 18, 2011

Sacks

Most Seasons Leading League

4 1960, 1965, 1969, 1990

Most Sacks, Season

60.0 1990
54.0 1997
51.0 2000
50.0 1984, 1992

Fewest Sacks, Season

*10.0 2008
15.0 1982 (9 games)
22.0 1976, 2009
23.0 1988
*NFL RECORD

Most Sacks, Game

11.0 vs. Cleveland Sept. 30, 1984
10.0 vs. Oakland Sept. 6, 1998
9.0 at Buffalo Nov. 2, 1969
9.0 vs. Seattle Nov. 11, 1990
9.0 vs. Oakland Oct. 13, 2013

Most Opponents Yards Lost Attempting to Pass, Season

439 1968

Fewest Opponents Yards Lost Attempting to Pass, Season

62 2008

120 1982 (9 games)
137 2009

Interceptions By

Most Consecutive Seasons Leading League

5 1966-70

Most Passes Intercepted By, Season

37 1968
33 1966
32 1960, 1962, 1969

Fewest Passes Intercepted By, Season

7 2012
11 1987
12 1982 (9 games), 1994

Most Passes Intercepted By, Game

7 at San Diego Dec. 8, 1968
6 8 times; Last vs. New York Jets Sept. 25, 2016

Most Consecutive Games, One or More Interceptions By

23 1967-69
18 1966-67
16 1982-83

Most Yards Returning Interceptions, Season

596 1969
578 1967
567 1986

Fewest Yards Returning Interceptions, Season

119 2012
124 2006
140 1987

Most Yards Returning Interceptions, Game

188 vs. N.Y. Titans Dec. 17, 1961
162 at Oakland Dec. 6, 2015
142 vs. L.A. Raiders Oct. 28, 1991
136 vs. Seattle Dec. 11, 1977

Most Touchdowns Returning Interceptions, Season

6 1992
5 1972, 1974, 1999, 2013
4 1960, 1967, 1986, 1997, 2015, 2016

Most Touchdowns Returning Interceptions, Game

2 vs. N.Y. Titans Dec. 17, 1961

2	at Denver	Oct. 1, 1972
2	at Denver	Dec. 19, 1982
2	vs. San Diego	Oct. 19, 1986
2	vs. Denver	Dec. 27, 1992
2	at Baltimore	Oct. 21, 1999
2	at Denver	Jan. 3, 2010
2	at Oakland	Oct. 23, 2011

Most Touchdowns Returning Interceptions, Both Teams, Game

*4	Kansas City (0) at Seattle (4)	Nov. 4, 1984
3	Kansas City (2) vs. San Diego (1)	Oct. 19, 1986
*NFL RECORD		

Opponents Interceptions

Most Yards, Interception Returns Opponents, Season

688	1984
-----	------

Most Yards Interception Returns, Opponent, Game

*325	at Seattle	Nov. 4, 1984
*NFL RECORD		

Most Touchdowns Returning Interceptions Opponents, Season

7	1984
---	------

Most Touchdowns Returning Interceptions Opponent, Game

*4	at Seattle	Nov. 4, 1984
*NFL RECORD		

Punting

Most Opponents Punts, Season

102	1995
98	1999
94	1969

Fewest Opponents Punts, Season

38	1982 (9 games)
50	2008
55	1962

Lowest Opponents Average Distance, Season

37.0	1986, 1990
38.6	1982 (9 games)
38.9	1981

Highest Opponents Average Distance, Season

47.6	2011
46.8	2012
46.6	2013
45.7	2005
45.2	2010

Most Opponents Punts Blocked, Season

6	1990
4	1986
3	1963, 1982
2	1966, 1979, 1980, 1989, 1997, 2001, 2002, 2006

Most Opponents Punts Blocked, Game

3	vs. Denver	Dec. 8, 1963
2	at Seattle	Sept. 30, 1979
2	vs. Cleveland	Sept. 30, 1990

Punt Returns

Most Opponents Punt Returns, Season

60	1984
55	1974, 1976
54	1983

Most Opponents Punt Returns, Game

9	at Cincinnati	Nov. 24, 1974
---	---------------	---------------

Fewest Punt Return Yards Allowed, Season

170	2015
179	2005
190	1991
219	1962
220	1968

Most Punt Return Yards Allowed, Season

702	1977
634	1974
572	1986

Most Punt Return Yards Allowed, Game

170	at San Diego	Sept. 26, 1965
-----	--------------	----------------

Lowest Punt Return Average Allowed, Season

5.12	(26-133)	2016
6.37	(46-293)	1981
6.43	(49-315)	1979
6.47	(38-246)	2013

Highest Punt Returns Average Allowed, Season

15.36	(22-338) (9 games)	1982
-------	--------------------	------

14.93 (29-433) 1965
14.04 (50-702) 1977

2 2009

Most Punt Returns Touchdowns Allowed, Season

2 1982, 1990, 2004, 2012

Kickoff Returns

Fewest Opponents Kickoff Returns, Season

25 2011
27 2012
40 1973
42 1982 (9 games)
43 1972, 2013

Most Opponents Kickoff Returns, Season

88 2002
87 2003
85 2004
84 1966

Fewest Kickoff Return Yards Allowed, Season

605 2011
690 2012
794 1982 (9 games)
958 1977

Most Kickoff Return Yards Allowed, Season

2,053 2005
2,045 1966
2,043 2003
1,908 2004
1,880 2002

Most Kickoff Return Yards Allowed, Game

289 at Denver Sept. 7, 1963
278 vs. Cleveland Dec. 20, 2009

Lowest Kickoff Return Average Allowed, Season

17.17 (81-1,391) 1990
18.00 (71-1,278) 1986
18.80 (64-1,203) 1992

Highest Kickoff Return Average Allowed, Season

25.78 (40-1,031) 1973
25.56 (27-690) 2012
25.37 (54-1,370) 1974

Most Kickoff Return Touchdowns Allowed, Season

2 1988
2 1989

Blocked Field Goals

Most Blocked Field Goals, Season

6 1960
5 1966
4 1962, 1965, 1973
3 1963, 1967, 1996
2 1982 (9 games), 1986, 1992, 1993, 2003

Most Blocked Field Goals, Game

3 at San Diego Oct. 15, 1967
2 vs. Buffalo Dec. 18, 1960
2 at Oakland Nov. 3, 1963
2 at Oakland Sept. 18, 1966
2 at San Diego Oct. 15, 1967
2 at Green Bay Oct. 4, 1973
2 at San Diego Oct. 17, 1993
2 at San Diego Nov. 30, 2003

Fumbles

Fewest Opponents Fumbles, Season

16 1971
18 1984, 2011
19 2000, 2012, 2015

Fewest Opponents Fumbles Recovered, Season

6 2011, 2012
7 1971, 2015
8 1966, 2004, 2007
9 2010
10 1982 (9 games), 1996

Most Opponents Fumbles, Season

42 1981
40 1975
39 1977

Most Opponents Fumbles Recovered, Season

26 1994
25 1990
23 1977

Turnovers

Fewest Opponents Turnovers, Season

13	2012
21	2004
22	1982 (9 games), 2007
23	2010
26	2001, 2011

Most Opponents Turnovers, Season

51	1983
49	1962, 1968, 1986

Most Opponents Turnovers, Game

9	vs. Houston	Oct. 28, 1962
9	vs. Houston	Oct. 12, 1969
9	vs. St. Louis	Oct. 2, 1983

Best Turnover Ratio, Season

26	(45 takes/19 gives)	1990
22	(49 takes/27 gives)	1968
21	(45 takes/21 gives)	1999
18	(49 takes/31 gives)	1962
18	(39 takes/21 gives)	1992
18	(36 takes/18 gives)	2013

Worst Turnover Ratio, Season

-24	(13 takes/37 gives)	2012
-13	(28 takes/41 gives)	1987
-11	(22 takes/33 gives)	2007
-8	(33 takes/41 gives)	1965
-8	(33 takes/41 gives)	1989



Single Game

Pass Attempts (All 50+)

58	Mark Hermann, San Diego	Dec. 22, 1985
56	Kyle Orton, Denver	Jan. 3, 2010
55	Rich Gannon, Oakland	Oct. 27, 2002
54	Steve DeBerg, Tampa Bay	Oct. 28, 1984
54	Tom Brady, New England	Sept. 22, 2002
52	Jim Plunkett, Oakland	Oct. 5, 1980
50	Brian Griese, Denver	Oct. 20, 2002

Pass Completions (All 30+)

39	Tom Brady, New England	Sept. 22, 2002
37	Mark Hermann, San Diego	Dec. 22, 1985
37	Drew Brees, New Orleans	Oct. 23, 2016
35	Rich Gannon, Oakland	Oct. 27, 2002
34	Jim Plunkett, Oakland	Sept. 12, 1985
34	Philip Rivers, San Diego	Dec. 14, 2008
33	Drew Bledsoe, New England	Dec. 4, 2000
33	Donovan McNabb, Philadelphia	Oct. 2, 2005
32	Jay Cutler, Denver	Dec. 7, 2008
32	Ben Roethlisberger, Pittsburgh	Nov. 22, 2009
32	Kyle Orton, Denver	Jan. 3, 2010
31	Jim Zorn, Seattle	Sept. 27, 1981
31	Rich Gannon, Oakland	Sept. 9, 2001
31	Marc Bulger, St. Louis	Nov. 5, 2006
31	Jeff Garcia, Tampa Bay	Nov. 2, 2008
31	Derek Carr, Oakland	Dec. 6, 2015
30	Dan Fouts, San Diego	Oct. 14, 1984
30	Tony Romo, Dallas	Sept. 15, 2013

Passing Yards (All 400+)

527	Warren Moon, Houston	Dec. 16, 1990
472	Peyton Manning, Indianapolis	Oct. 31, 2004
445	Charley Johnson, Denver	Nov. 18, 1974
431	Kyle Orton, Denver	Jan. 3, 2010
426	Billy Volek, Tennessee	Dec. 13, 2004
413	Pete Beathard, Houston	Sept. 9, 1968
410	Tom Brady, New England	Sept. 22, 2002
403	Peyton Manning, Denver	Dec. 1, 2013
400	John Elway, Denver	Dec. 6, 1998

Touchdown Passes

5	George Blanda, Houston	Oct. 24, 1965
5	Peyton Manning, Indianapolis	Oct. 31, 2004
5	Peyton Manning, Denver	Dec. 1, 2013
5	Aaron Rodgers, Green Bay	Sept. 28, 2015
5	Ben Roethlisberger, Pittsburgh	Oct. 2, 2016

Interceptions Thrown

6	John Hadl, San Diego	Dec. 8, 1968
6	Ryan Fitzpatrick, N.Y. Jets	Sept. 25, 2016
5	George Blanda, Houston	Oct. 28, 1962
5	John Hadl, San Diego	Dec. 16, 1962
5	Babe Parilli, Boston	Dec. 14, 1963
5	George Blanda, Houston	Oct. 4, 1964
5	Pete Beathard, Houston	Oct. 12, 1969
5	Marty Domres, San Diego	Nov. 9, 1969
5	Alan Pastrana, Denver	Dec. 6, 1970
5	James Harris, San Diego	Nov. 26, 1978
5	Jim Plunkett, Oakland	Oct. 5, 1980
5	Jim Zorn, Seattle	Nov. 9, 1980
5	Dave Krieg, Seattle	Dec. 9, 1984
5	John Elway, Denver	Dec. 14, 1985

Long Pass (All 80+)

90	N. Johnson to R. Upchurch, Denver	Sept. 21, 1975
89	J. Kemp to E. Dubenion, Buffalo	Oct. 13, 1963
87	S. McNair to M. Clayton, Baltimore	Dec. 10, 2006
87	M. Hasselbeck to B. Obomanu, SEA	Nov. 28, 2010
82	J. Lee to A. Denson, Denver	Nov. 1, 1964
82	D. Lamonica to F. Biletnikoff, Oakland	Nov. 3, 1968
82	B. Griese to S. Sharpe, Denver	Oct. 20, 2002
80	J. Lee to B. Groman	Oct. 22, 1961
80	S. Wyche to B. Trumpy	Sept. 28, 1969

Pass Receptions

16	Troy Brown, New England	Sept. 22, 2002
14	Kellen Winslow, San Diego	Dec. 11, 1983
14	Jabar Gaffney, Denver	Jan. 3, 2010
13	Joe Washington, Baltimore	Sept. 2, 1979
13	Terrance Mathis, Atlanta	Sept. 18, 1994
13	Tim Brown, Oakland	Oct. 27, 2002
13	Steven Jackson, St. Louis	Nov. 5, 2006

Receiving Yards (All 200+)

250	Miles Austin, Dallas	Oct. 11, 2009
245	Haywood Jeffires, Houston	Dec. 16, 1990
233	Drew Bennett, Tennessee	Dec. 13, 2004
232	Lance Alworth, San Diego	Oct. 20, 1963
214	Shannon Sharpe, Denver	Oct. 20, 2002
213	Jabar Gaffney, Denver	Jan. 3, 2010
203	Don Maynard, N.Y. Jets	Sept. 15, 1968

Touchdown Receptions

4	Eric Decker, Denver	Dec. 1, 2013
3	Bob Chandler, Buffalo	Oct. 3, 1976
3	Kellen Winslow, San Diego	Dec. 11, 1983
3	Shannon Sharpe, Denver	Dec. 12, 1993
3	Drew Bennett, Tennessee	Dec. 13, 2004
3	Antonio Gates, San Diego	Oct. 30, 2005
3	Randall Cobb, Green Bay	Sept. 28, 2015

Rushing Attempts

39	O.J. Simpson, Buffalo	Oct. 29, 1973
39	Ricky Bell, Tampa Bay	Dec. 16, 1979
39	Marion Butts, San Diego	Dec. 17, 1989

Rushing Yards (All 200+)

286	Jerome Harrison, Cleveland	Dec. 20, 2009
220	Tiki Barber, N.Y. Giants	Dec. 17, 2005
218	Clinton Portis, Denver	Dec. 7, 2003
217	Gary Anderson, San Diego	Dec. 18, 1988
214	Greg Pruitt, Cleveland	Dec. 14, 1975
207	Curt Warner, Seattle	Nov. 27, 1983 (OT)

Rushing Touchdowns

5	Clinton Portis, Denver	Dec. 7, 2003
3	Jon Keyworth, Denver	Nov. 18, 1974
3	Greg Pruitt, Cleveland	Dec. 14, 1975
3	Pete Banaszak, Oakland	Dec. 21, 1975
3	Walter Payton, Chicago	Nov. 13, 1977
3	Curt Warner, Seattle	Nov. 27, 1983 (OT)
3	Marcus Allen, L.A. Raiders	Nov. 25, 1990
3	Rodney Hampton, N.Y. Giants	Dec. 19, 1992
3	Terrell Davis, Denver	Dec. 6, 1998
3	Curtis Martin, N.Y. Jets	Nov. 11, 2001
3	Clinton Portis, Denver	Dec. 15, 2002
3	Onterio Smith, Minnesota	Dec. 20, 2003
3	Michael Pittman, Tampa Bay	Nov. 7, 2004
3	Michael Turner, Atlanta	Sept. 21, 2008
3	LenDale White, Tennessee	Oct. 19, 2008
3	Jerome Harrison, Cleveland	Dec. 20, 2009
3	Jeremy Hill, Cincinnati	Oct. 4, 2015

Long Run (All 80+)

87	Paul Lowe, San Diego	Sept. 10, 1961
85	LaDainian Tomlinson, San Diego	Dec. 17, 2006
80	LenDale White, Tennessee	Oct. 19, 2008

Total Touchdowns

5	Clinton Portis, Denver	Dec. 7, 2003
4	Clinton Portis, Denver	Dec. 15, 2002
4	Eric Decker, Denver	Dec. 1, 2013

Interceptions Made

4	Deltha O'Neal, Denver	Oct. 7, 2001
3	David Fulcher, Cincinnati	Oct. 1, 1989

Long Interception Return (All 100+)

102	Marcus Coleman, Houston	Sept. 26, 2004
101	Tony Greene, Buffalo	Oct. 3, 1976
100	Speedy Duncan, San Diego	Oct. 15, 1967

Long Punt Return

95	Johnny Bailey, Chicago	Dec. 29, 1990
----	------------------------	---------------

Long Kickoff Return (All 100+)

103	Joshua Cribbs, Cleveland	Dec. 20, 2009
100	Nemiah Wilson, Denver	Oct. 8, 1966
100	Joshua Cribbs, Cleveland	Dec. 20, 2009

Long Punt (All 80+)

83	Chris Norman, Denver	Sept. 23, 1984
82	Paul Maguire, San Diego	Nov. 5, 1961

Long Field Goal (All 55+)

59	Matt Bryant, Atlanta	Dec. 4, 2016
57	Sebastian Janikowski, Oakland	Dec. 16, 2012
56	Sebastian Janikowski, Oakland	Sept. 14, 2008
56	Matt Prater, Denver	Sept. 28, 2008
55	John Kasay, Seattle	Jan. 2, 1994
55	Kris Brown, Pittsburgh	Oct. 14, 2001
55	Sebastian Janikowski, Oakland	Nov. 25, 2007
55	Nate Kaeding, San Diego	Nov. 29, 2009

Times Sacked (All 10.0+)

11	Paul McDonald, Cleveland	Sept. 30, 1984
10	Jeff George, Oakland	Sept. 6, 1998

Touchdowns On Interception Returns

2	Dave Brown, Seattle	Nov. 4, 1984
---	---------------------	--------------

Fumbles

6	Dave Krieg, Seattle	Nov. 5, 1989
---	---------------------	--------------

Playoff Individual



The following individual records relate solely to service with the Kansas City Chiefs. They include National Football League regular-season statistics only - with the exception of those single-game records marked by "*" or "**".

Service

Most Games Played, Career

10	John Alt	1984-96
10	Tim Grunhard	1990-00
10	Dave Szott	1990-00
10	Derrick Thomas	1989-99
9	Dan Saleaumua	1989-96
9	Tracy Simien	1991-97
9	Neil Smith	1988-96
8	Len Dawson	1962-75
8	Jonathan Hayes	1985-93
8	Nick Lowery	1980-93
8	Johnny Robinson	1960-71
8	Kevin Ross	1984-93, '97
8	Jim Tyrer	1961-73
8	Jerrel Wilson	1963-77
8	Will Shields	1993-06

Scoring

Most Points, Career

37	Nick Lowery (8 games - 8 FGs, 13 PATs)	1980-93
35	Jan Stenerud (5 games - 9 FGs, 8 PATs)	1967-79
20	Cairo Santos (2 games - 5 FGs, 5 PATs)	2014-15
18	Mike Garrett (6 games - 3 TDs)	1966-70
18	Marcus Allen (6 games - 3 TDs)	1993-97
18	Knile Davis (3 games - 3 TDs)	2013-15

Most Points, Game

14	Ryan Succop at Indianapolis	Jan. 4, 2014
12	Abner Haynes vs. Houston	Dec. 23, 1962
12	Mike Garrett at Buffalo	Jan. 1, 1967
12	Ed Podolak vs. Miami	Dec. 25, 1971
12	Dante Hall vs. Indianapolis	Jan. 11, 2004
12	Priest Holmes vs. Indianapolis	Jan. 11, 2004
12	Knile Davis at Indianapolis	Jan. 4, 2014
12	Cairo Santos at Houston	Jan. 9, 2016
11	Jan Stenerud vs. Minnesota	Jan. 11, 1970

Most Touchdowns, Career

3	Marcus Allen (6 games)	1993-97
3	Mike Garrett (6 games)	1966-70
3	Knile Davis (2 games)	2013-15

Most Touchdowns, Game

2	Abner Haynes vs. Houston	Dec. 23, 1962
2	Mike Garrett at Buffalo	Jan. 1, 1967
2	Ed Podolak vs. Miami	Dec. 25, 1971
2	Dante Hall vs. Indianapolis	Jan. 11, 2004
2	Priest Holmes vs. Indianapolis	Jan. 11, 2004
2	Knile Davis at Indianapolis	Jan. 4, 2014

Most Points After Touchdown, Career

13	Nick Lowery (8 games - 14 Att.)	1980-93
8	Jan Stenerud (5 games - 8 Att.)	1967-79
6	Ryan Succop (2 games - 6 Att.)	2009-13
5	Mike Mercer (2 games - 5 Att.)	1966
5	Cairo Santos (2 games - 5 Att.)	2014-15

Most Points After Touchdown, Game

5	Ryan Succop at Indianapolis (5 Att.)	Jan. 4, 2014
4	Mike Mercer at Buffalo (4 Att.)	Jan. 1, 1967
4	Nick Lowery at Houston (4 Att.)	Jan. 16, 1994
4	Morten Andersen vs. IND (4 Att.)	Jan. 11, 2004

Most Points After Touchdown, No Misses, Career

8	Jan Stenerud (5 games)	
---	------------------------	--

Most Field Goals Attempted, Career

17	Jan Stenerud (5 games - 17 Att.)	1967-79
12	Nick Lowery (8 games - 12 Att.)	1980-93

Most Field Goals Attempted, Game

5	Jan Stenerud vs. N.Y. Jets	Dec. 20, 1969
4	Nick Lowery vs. Miami	Jan. 5, 1991
4	Jan Stenerud vs. Miami	Dec. 25, 1971

Most Field Goals, Career

9	Jan Stenerud (5 games - 17 Att.)	1967-79
8	Nick Lowery (8 games - 12 Att.)	1980-93

Most Field Goals, Game

3	Jan Stenerud vs. Minnesota	Jan. 11, 1970
3	Nick Lowery at Miami	Jan. 5, 1991
3	Ryan Succop at Indianapolis	Jan. 4, 2014
3	Cairo Santo at Houston	Jan. 9, 2016

Longest Field Goal

49	Cairo Santos at Houston	Jan. 9, 2016
49	Cairo Santos at Houston	Jan. 9, 2016
48	Jan Stenerud vs. Minnesota	Jan. 11, 1970
43	Ryan Succop at Indianapolis	Jan. 4, 2014
42	Ryan Succop at Indianapolis	Jan. 4, 2014

38	Nick Lowery at Miami	Jan. 5, 1991
32	Mike Mercer at Buffalo	Jan. 1, 1967
32	Jan Stenerud vs. Minnesota	Jan. 11, 1970
32	Nick Lowery vs. Pittsburgh	Jan. 8, 1994

Rushing

Most Rushing Attempts, Career

100	Marcus Allen (6 games)	1993-97
61	Mike Garrett (6 games)	1966-70
59	Barry Word (4 games)	1990-92
51	Wendell Hayes (5 games)	1968-74
41	Curtis McClinton (3 games)	1962-69

Most Rushing Attempts, Game

33	Barry Word vs. L.A. Raiders	Dec. 28, 1991
24	Curtis McClinton vs. Houston	Dec. 23, 1962
24	Priest Holmes vs. Indianapolis	Jan. 11, 2004
22	Wendell Hayes vs. Miami	Dec. 25, 1971
21	Marcus Allen vs. Pittsburgh	Jan. 8, 1994
21	Marcus Allen vs. Indianapolis	Jan. 7, 1996

Most Rushing Yards Gained, Career

386	Marcus Allen (6 games)	1993-97
208	Wendell Hayes (5 games)	1968-74
197	Barry Word (4 games)	1990-92
186	Mike Garrett (6 games)	1966-70
176	Priest Holmes (1 game)	2001-07

Most Rushing Yards Gained, Game

176	Priest Holmes vs. Indianapolis	Jan. 11, 2004
130	Barry Word vs. L.A. Raiders	Dec. 28, 1991
100	Wendell Hayes vs. Miami	Dec. 25, 1971
94	Marcus Allen vs. Indianapolis	Jan. 7, 1996
85	Ed Podolak vs. Miami	Dec. 25, 1971

Most Games, 100 or More Rushing Yards, Career

1	Wendell Hayes (5 games)	1968-74
1	Barry Word (3 games)	1990-92
1	Priest Holmes (1 game)	2001-07

Longest Run From Scrimmage

48	Priest Holmes vs. Indianapolis	Jan. 11, 2004
41	Jamaal Charles vs. Baltimore	Jan. 9, 2011
33	Jack Spikes vs. Houston	Dec. 23, 1962
32	Ed Podolak vs. Miami	Dec. 25, 1971
26	Christian Okoye at Miami	Jan. 5, 1991

Most Rushing Touchdowns, Career

3	Marcus Allen (6 games)	1993-97
3	Mike Garrett (6 games)	1966-70

Most Rushing Touchdowns, Game

2	Mike Garrett at Buffalo	Jan. 1, 1967
2	Priest Holmes vs. Indianapolis	Jan. 11, 2004

Passing

Most Passes Attempted, Career

188	Len Dawson (8 games)	1962-75
141	Joe Montana (4 games)	1993-94
118	Alex Smith (3 games)	2013-15
64	Dave Krieg (4 games)	1992-93
54	Trent Green (2 games)	2001-06
53	Steve DeBerg (3 games)	1988-91

Most Passes Attempted, Game

50	Alex Smith at New England	Jan. 16, 2016
46	Alex Smith at Indianapolis	Jan. 4, 2014
43	Joe Montana vs. Pittsburgh	Jan. 8, 1994
38	Joe Montana at Houston	Jan. 16, 1994
37	Joe Montana at Miami	Dec. 31, 1994
37	Elvis Grbac vs. Denver	Jan. 4, 1998

Most Passes Completed, Career

107	Len Dawson (8 games)	1962-75
85	Joe Montana (4 games)	1993-94
76	Alex Smith (3 games)	2013-15
33	Dave Krieg (4 games)	1992-93
32	Trent Green (2 games)	2001-06
31	Steve DeBerg (3 games)	1988-91

Most Passes Completed, Game

30	Alex Smith at Indianapolis	Jan. 4, 2014
29	Alex Smith at New England	Jan. 16, 2016
28	Joe Montana vs. Pittsburgh	Jan. 8, 1994
26	Joe Montana at Miami	Dec. 31, 1994
24	Elvis Grbac vs. Denver	Jan. 4, 1998
22	Joe Montana at Houston	Jan. 16, 1994

Highest Completion Percentage, Career (100 attempts)

64.4	Alex Smith (3 games: 118-76)	2013-15
60.3	Joe Montana (4 games: 141-85)	1993-94
56.9	Len Dawson (8 games: 188-107)	1962-75

Highest Completion Percentage, Game (15 completions)

77.3	Alex Smith at Houston (22-17)	Jan. 9, 2016
70.3	Joe Montana at Miami (37-26)	Dec. 31, 1994
69.2	Len Dawson vs. Miami (26-18)	Dec. 25, 1971

Most Passing Yards, Career

1,497	Len Dawson (8 games)	1962-75
-------	----------------------	---------

1,014	Joe Montana (4 games)	1993-94
814	Alex Smith (3 games)	2013-15
454	Dave Krieg (4 games)	1992-93

Most Passing Yards, Game

378	Alex Smith at Indianapolis	Jan. 4, 2014
314	Joe Montana at Miami	Dec. 31, 1994
299	Joe Montana at Houston	Jan. 16, 1994
276	Joe Montana vs. Pittsburgh	Jan. 4, 1994

Longest Pass Completion

79	Alex Smith at Indianapolis (to Donnie Avery)	Jan. 4, 2014
63	Len Dawson vs. Miami (to Elmo Wright)	Dec. 25, 1971
63	Alex Smith at Indianapolis (to Dwayne Bowe)	Jan. 4, 2014
61	Len Dawson at N.Y. Jets (to Otis Taylor)	Dec. 20, 1969

Most Touchdown Passes, Career

7	Len Dawson (8 games)	1962-75
6	Joe Montana (4 games)	1993-94
6	Alex Smith (3 games)	2013-15
2	Steve DeBerg (3 games)	1988-91
2	Dave Krieg (4 games)	1992-93
2	Trent Green (2 games)	2001-06

Most Touchdown Passes, Game

4	Alex Smith at Indianapolis	Jan. 4, 2014
3	Joe Montana at Houston	Jan. 16, 1994
2	Len Dawson at Buffalo	Jan. 1, 1967
2	Joe Montana at Miami	Dec. 31, 1994

Most Passes Had Intercepted, Career

8	Len Dawson (8 games)	1962-75
4	Mark Vlasic (1 game)	1991-92
4	Joe Montana (4 games)	1993-94

Most Passes Had Intercepted, Game

4	Len Dawson at Oakland	Dec. 22, 1968
4	Mark Vlasic at Buffalo	Jan. 5, 1992

Pass Receiving

Most Pass Receptions, Career

27	Otis Taylor (7 games)	1965-75
27	J.J. Birden (8 games)	1990-94
21	Keith Cash (6 games)	1992-96
19	Kimble Anders (7 games)	1991-00
16	Willie Davis (5 games)	1991-95

Most Pass Receptions, Game

8	Ed Podolak vs. Miami	Dec. 25, 1971
8	Stephone Paige at Miami	Jan. 5, 1991
8	Andre Rison vs. Denver	Jan. 4, 1998
8	Dwayne Bowe at Indianapolis	Jan. 4, 2014
8	Travis Kelce at Houston	Jan. 9, 2016
7	Keith Cash vs. Pittsburgh	Jan. 8, 1994
7	Kimble Anders vs. Indianapolis	Jan. 7, 1996
7	Dexter McCluster at Indianapolis	Jan. 4, 2014
7	Knile Davis at Indianapolis	Jan. 4, 2014

Most Receiving Yards, Career

481	Otis Taylor (7 games)	1965-75
363	J.J. Birden (8 games)	1990-94
266	Keith Cash (6 games)	1992-96
239	Willie Davis (5 games)	1991-95
188	Kimble Anders (7 games)	1991-00

Most Receiving Yards, Game (All 100+)

150	Dwayne Bowe at Indianapolis	Jan. 4, 2014
142	Stephone Paige at Miami	Jan. 5, 1991
128	Travis Kelce at Houston	Jan. 9, 2016
117	Otis Taylor at Oakland	Dec. 22, 1968
110	Ed Podolak vs. Miami	Dec. 25, 1971
110	Andre Rison vs. Denver	Jan. 4, 1998
104	Elmo Wright vs. Miami	Dec. 25, 1971
103	Kimble Anders at Miami	Dec. 31, 1994

Most Games, 100 or More Receiving Yards, Career

1	By eight players; Last, Travis Kelce at Houston	Jan. 9, 2016
---	---	--------------

Longest Pass Reception

79	Donnie Avery at Indianapolis (from Alex Smith)	Jan. 4, 2014
63	Elmo Wright vs. Miami (from Len Dawson)	Dec. 25, 1971
63	Dwayne Bowe at Indianapolis (from Alex Smith)	Jan. 4, 2014
61	Otis Taylor at N.Y. Jets (from Len Dawson)	Dec. 20, 1969

Most Receiving Touchdowns, Career

2	Otis Taylor (7 games)	1965-75
2	Fred Jones (3 games)	1990-93
2	J.J. Birden (8 games)	1990-94
2	Tony Gonzalez (3 games)	1997-08

Most Receiving Touchdowns, Game

1	Numerous times; Last, Albert Wilson at New England	Jan. 16, 2016
---	--	---------------

Combined Net Yards

Most Attempts, Career

147	Marcus Allen (6 games)	1993-97
88	Mike Garrett (6 games)	1966-70
63	Wendell Hayes (5 games)	1968-74

Most Attempts, Game

34	Barry Word vs. L.A. Raiders	Dec. 28, 1991
30	Ed Podolak vs. Miami	Dec. 25, 1971
29	Priest Holmes vs. Indianapolis	Jan. 11, 2004

Most Net Yards, Career

541	Marcus Allen (6 games)	1993-97
481	Otis Taylor (7 games)	1965-75
363	J.J. Birden (8 games)	1990-94
350	Ed Podolak (4 games)	1969-77

Most Net Yards, Game

*350	Ed Podolak vs. Miami	Dec. 25, 1971
227	Dante Hall vs. Indianapolis	Jan. 11, 2004
208	Priest Holmes vs. Indianapolis	Jan. 11, 2004
150	Dwayne Bowe at Indianapolis	Jan. 4, 2014
142	Stephone Paige at Miami	Jan. 5, 1991

*NFL RECORD

Punting

Most Punts, Career

43	Jerrel Wilson (8 games)	1963-77
38	Bryan Barker (7 games)	1990-93
18	Dustin Colquitt (5 games)	2005-16
11	Louie Aguiar (3 games)	1994-98

Most Punts, Game

8	Jerrel Wilson at Oakland	Jan. 4, 1970
8	Bryan Barker at San Diego	Jan. 2, 1993

Longest Punt

66	Dustin Colquitt at Indianapolis	Jan. 6, 2007
62	Louie Aguiar vs. Denver	Jan. 4, 1998
61	Jerrel Wilson vs. Green Bay	Jan. 15, 1967
59	Jerrel Wilson vs. Minnesota	Jan. 11, 1970
56	Jerrel Wilson at Oakland	Jan. 4, 1970

Highest Punting Average, Career (20 punts)

44.6	Jerrel Wilson (8 games: 2,005-45)	1963-77
42.4	Bryan Barker (7 games: 1,613-38)	1990-93

Highest Punting Average, Game (4 punts)

52.3	Dustin Colquitt at IND (314-6)	Jan. 6, 2007
------	--------------------------------	--------------

48.5	Jerrel Wilson vs. Minnesota (194-4)	Jan. 11, 1970
47.0	Jerrel Wilson at Oakland (302-6)	Dec. 22, 1968
46.4	Louie Aguiar vs. Denver (232-5)	Jan. 4, 1998

Punt Returns

Most Punt Returns, Career

11	Mike Garrett (6 games)	1966-70
7	Danan Hughes (6 games)	1993-98

Most Punt Returns, Game

4	Mike Garrett vs. Oakland	Jan. 4, 1970
4	Tamarick Vanover vs. Indianapolis	Jan. 7, 1996
4	Frankie Hammond Jr. at Houston	Jan. 9, 2016

Most Punt Return Yards, Career

84	Danan Hughes (6 games)	1993-98
73	Mike Garrett (6 games)	1966-70
61	Frankie Hammond Jr. (2 games)	2015
44	Tamarick Vanover (2 games)	1995-99

Most Punt Return Yards, Game

42	Danan Hughes at Houston	Jan. 16, 1994
37	Mike Garrett at Buffalo	Jan. 1, 1967
34	Tamarick Vanover vs. Indianapolis	Jan. 7, 1996
34	Frankie Hammond Jr. at Houston	Jan. 9, 2016
31	Danan Hughes vs. Pittsburgh	Jan. 8, 1994

Longest Punt Return

35	Danan Hughes at Houston	Jan. 16, 1994
27	Mike Garrett at Buffalo	Jan. 1, 1967
15	Danan Hughes vs. Pittsburgh	Jan. 8, 1994

Highest Punt Return Average, Career (10 returns)

6.6	Mike Garrett (6 games: 11-73)	1966-70
-----	-------------------------------	---------

Highest Punt Return Average, Game (3 returns)

14.0	Danan Hughes at Houston (3-42)	Jan. 16, 1994
12.3	Mike Garrett at Buffalo (3-37)	Jan. 1, 1967
10.3	Danan Hughes vs. Pittsburgh (3-31)	Jan. 8, 1994

Most Touchdowns

0

Kickoff Returns

Most Kickoff Returns, Career

10	John Stephens (3 games)	1993
10	Dante Hall (2 games)	2000-06
7	Quintin Demps (1 game)	2013
5	Bert Coan (2 games)	1963-68
5	Noland Smith (1 game)	1967-69
5	Tamarick Vanover (2 games)	1995-99

Most Kickoff Returns, Game

7	Dante Hall vs. Indianapolis	Jan. 11, 2004
7	Quintin Demps at Indianapolis	Jan. 4, 2014
5	Noland Smith vs. Oakland	Dec. 22, 1968
5	John Stephens at Buffalo	Jan. 23, 1994

Most Kickoff Return Yards, Career

266	Dante Hall (2 games)	2000-06
199	John Stephens (3 games)	1993
196	Knile Davis (3 games)	2013-15
187	Quintin Demps (1 game)	2013
154	Ed Podolak (1 game)	1969-77

Most Kickoff Return Yards, Game

208	Dante Hall vs. Indianapolis	Jan. 11, 2004
187	Quintin Demps at Indianapolis	Jan. 4, 2014
154	Ed Podolak vs. Miami	Dec. 25, 1971
106	Knile Davis at Houston	Jan. 9, 2016
90	Knile Davis at New England	Jan. 16, 2016
89	John Stephens vs. Buffalo	Jan. 23, 1994
87	Bert Coan vs. Green Bay	Jan. 15, 1967
83	Dexter McCluster vs. Baltimore	Jan. 9, 2011

Longest Kickoff Return

106	Knile Davis at Houston (TD)	Jan. 9, 2016
92 (TD)	Dante Hall vs. Indianapolis	Jan. 11, 2004
78	Ed Podolak vs. Miami	Dec. 25, 1971
46	Dante Hall vs. Indianapolis	Jan. 11, 2004
36	Dexter McCluster vs. Baltimore	Jan. 9, 2011
35	Bert Coan at Buffalo	Jan. 1, 1967

Highest Kickoff Return Average, Career (10 returns)

26.6	Dante Hall (2 games: 10-266)	2000-06
19.9	John Stephens (3 games: 10-199)	1993

Highest Kickoff Return Average, Game (3 returns)

51.3	Ed Podolak vs. Miami (3-154)	Dec. 25, 1971
30.0	Knile Davis at New England (3-90)	Jan. 16, 2016
29.7	Dante Hall vs. Indianapolis (7-208)	Jan. 11, 2004
26.7	Quintin Demps at Indianapolis (7-187)	Jan. 4, 2014
24.0	John Stephens vs. Pittsburgh (3-72)	Jan. 8, 1994
23.0	Tamarick Vanover vs. Denver (3-69)	Jan. 4, 1998

Most Kickoff Return Touchdowns, Career

1	Dante Hall (2 games)	2000-06
1	Knile Davis (2 games)	2013-15

Interceptions By

Most Interceptions, Career

5	Emmitt Thomas (7 games)	1966-78
4	Johnny Robinson (8 games)	1960-71
3	Jim Marsalis (4 games)	1969-75
3	Deron Cherry (4 games)	1981-91

Most Interceptions, Game

2	Johnny Robinson vs. Houston	Dec. 23, 1962
2	Jim Marsalis at N.Y. Jets	Dec. 20, 1969
2	Emmitt Thomas at Oakland	Jan. 4, 1970
2	Deron Cherry vs. L.A. Raiders	Dec. 28, 1991
2	Ty Law at Indianapolis	Jan. 6, 2007
2	Husain Abdullah at Indianapolis	Jan. 4, 2014

Most Consecutive Games, Interceptions

3	Emmitt Thomas	1969
---	---------------	------

Most Interception Return Yards, Career

131	Johnny Robinson (8 games)	1960-71
101	Emmitt Thomas (7 games)	1966-78
65	Jim Marsalis (4 games)	1969-75

Most Interception Return Yards, Game

72	Johnny Robinson at Buffalo	Jan. 1, 1967
69	Emmitt Thomas vs. Oakland	Jan. 4, 1970
50	Johnny Robinson vs. Houston	Dec. 23, 1962

Longest Interception Return

72	Johnny Robinson at Buffalo	Jan. 1, 1967
62	Emmitt Thomas at Oakland	Jan. 4, 1970
43	Ty Law at Indianapolis	Jan. 6, 2007
37	Johnny Robinson vs. Houston	Dec. 23, 1962

Most TDs, Career

0	0
---	---

Sacks

Most Sacks, Career

6.5	Derrick Thomas (10 games)	1989-99
6.5	Neil Smith (9 games)	1988-96
5.0	Aaron Brown (6 games)	1966-72

Most Sacks, Game

3 Aaron Brown at Oakland Jan. 4, 1970
2 Eight times; By seven players

Last: Allen Bailey at Houston Jan. 9, 2016

Playoff Team



* - Playoff Game ** - Super Bowl

Scoring

Most Points, Game

44	at Indianapolis	Jan. 4, 2014
31	at Buffalo	Jan. 1, 1967
31	vs. Indianapolis	Jan. 11, 2004
30	at Houston	Jan. 9, 2016
28	at Houston	Jan. 16, 1994
27	vs. Pittsburgh	Jan. 8, 1994

Most Touchdowns, Game

5	at Indianapolis	Jan. 4, 2014
4	at Buffalo	Jan. 1, 1967
4	at Houston	Jan. 16, 1994
4	vs. Indianapolis	Jan. 11, 2004
3	Three times; Last, at Houston	Jan. 9, 2016

First Downs

Most First Downs, Game

30	at Indianapolis	Jan. 4, 2014
28	vs. Pittsburgh	Jan. 8, 1994
27	at New England	Jan. 16, 2016
24	at Miami	Dec. 31, 1994
24	vs. Indianapolis	Jan. 11, 2004
23	vs. Miami	Dec. 25, 1971

Fewest First Downs, Game

7	at Indianapolis	Jan. 6, 2007
8	vs. Baltimore	Jan. 9, 2011
13	at Oakland	Dec. 22, 1968
13	at Oakland	Jan. 4, 1970
14	Three times; Last, at Buffalo	Jan. 5, 1992

Net Yards Rushing and Passing

Most Net Yards, Game

513	at Indianapolis	Jan. 4, 2014
451	vs. Miami	Dec. 25, 1971
414	at Miami	Dec. 31, 1994
408	vs. Indianapolis	Jan. 11, 2004
401	vs. Pittsburgh	Jan. 8, 1994

Fewest Net Yards, Game

126	at Indianapolis	Jan. 6, 2007
161	vs. Baltimore	Jan. 9, 2011
204	vs. L.A. Raiders	Dec. 28, 1991
207	at Oakland	Jan. 4, 1970
213	at Buffalo	Jan. 5, 1992

Rushing

Most Rushing Attempts, Game

54	vs. Houston	Dec. 23, 1962
44	vs. Miami	Dec. 25, 1971
41	vs. Minnesota	Jan. 11, 1970

Fewest Rushing Attempts, Game

17	at Indianapolis	Jan. 6, 2007
18	at Houston	Jan. 16, 1994
19	vs. Green Bay	Jan. 15, 1967
19	at San Diego	Jan. 2, 1993
19	vs. Baltimore	Jan. 9, 2011

Most Rushing Yards, Game

213	vs. Miami	Dec. 25, 1971
199	vs. Houston	Dec. 23, 1962
196	vs. Indianapolis	Jan. 11, 2004
151	vs. Minnesota	Jan. 11, 1970
150	at Indianapolis	Jan. 4, 2014

Fewest Rushing Yards, Game

44	at Indianapolis	Jan. 6, 2007
52	at Buffalo	Jan. 23, 1994
61	at San Diego	Jan. 2, 1993
67	at N.Y. Jets	Dec. 28, 1968
70	at Oakland	Dec. 22, 1968

Most Rushing Touchdowns, Game

2	at Buffalo	Jan. 1, 1967
2	at Oakland	Jan. 4, 1970
2	vs. Miami	Dec. 25, 1971
2	vs. Indianapolis	Jan. 11, 2004

Passing

Most Passing Attempts, Game

52	at Buffalo	Jan. 23, 1994
50	at New England	Jan. 16, 2016
46	at Indianapolis	Jan. 4, 2014
44	vs. Pittsburgh	Jan. 8, 1994

37 at Miami Dec. 31, 1994
 37 vs. Denver Jan. 4, 1998

Fewest Passing Attempts, Game

14 vs. Houston Dec. 23, 1962
 14 vs. L.A. Raiders Dec. 28, 1991
 17 at Oakland Jan. 4, 1970
 17 vs. Minnesota Jan. 11, 1970

Most Completions, Game

30 at Indianapolis Jan. 4, 2014
 29 vs. Pittsburgh Jan. 8, 1994
 29 at New England Jan. 16, 2016
 26 at Miami Dec. 31, 1994
 25 at Buffalo Jan. 23, 1994

Fewest Completions, Game

7 at Oakland Jan. 4, 1970
 9 vs. Houston Dec. 23, 1962
 9 vs. L.A. Raiders Dec. 28, 1991
 9 vs. Baltimore Jan. 9, 2011

Most Gross Passing Yards, Game

378 at Indianapolis Jan. 4, 2014
 323 at Buffalo Jan. 23, 1994
 314 at Miami Dec. 31, 1994
 299 at Houston Jan. 16, 1994
 299 vs. Pittsburgh Jan. 8, 1994

Fewest Gross Passing Yards, Game

70 vs. Baltimore Jan. 9, 2011
 88 vs. Houston Dec. 23, 1962
 79 vs. L.A. Raiders Dec. 28, 1991
 107 at Indianapolis Jan. 6, 2007

Most Times Sacked, Game

9 at Buffalo Jan. 1, 1967
 7 at San Diego Jan. 2, 1993
 6 vs. Houston Dec. 23, 1962
 6 vs. Green Bay Jan. 15, 1967

Most Passing Touchdowns, Game

4 at Indianapolis Jan. 4, 2014
 3 at Houston Jan. 16, 1994
 2 Three times; Last at Miami Dec. 31, 1994

Most Interceptions Thrown, Game

4 at Oakland Dec. 22, 1968
 4 at Buffalo Jan. 5, 1992
 3 vs. Indianapolis Jan. 7, 1996
 3 vs. Baltimore Jan. 9, 2011

Interceptions By

Most Interceptions By, Game

5 vs. Houston Dec. 23, 1962
 4 at Oakland Jan. 4, 1970
 4 vs. L.A. Raiders Dec. 28, 1991
 4 at Houston Jan. 9, 2016

Penalties

Most Penalties, Game

10 at Buffalo Jan. 5, 1992
 7 Three times; Last vs. Denver Jan. 4, 1998

Fewest Penalties, Game

1 at N.Y. Jets Dec. 28, 1986
 2 at Indianapolis Jan. 6, 2007
 2 at Indianapolis Jan. 4, 2014
 3 Twice; Last vs. Indianapolis Jan. 7, 1996

Most Yards Penalized, Game

65 vs. Denver Jan. 4, 1998
 63 at N.Y. Jets Dec. 20, 1969
 62 at San Diego Jan. 2, 1993

Fewest Yards Penalized, Game

5 at N.Y. Jets Dec. 28, 1986
 13 at Indianapolis Jan. 6, 2007
 15 at Miami Dec. 31, 1994
 15 at Indianapolis Jan. 4, 2014
 20 vs. L.A. Raiders Dec. 28, 1991

Fumbles

Most Fumbles, Game

5 at Oakland Jan. 4, 1970
 3 Three times; Last, vs. Miami Dec. 31, 1994

Most Fumbles Lost, Game

4 at Oakland Jan. 4, 1970
 2 vs. Miami Dec. 25, 1971
 2 vs. Baltimore Jan. 9, 2011

Most Turnovers, Game

5 vs. Baltimore Jan. 9, 2011
 4 at Oakland Dec. 22, 1968
 4 at Oakland Jan. 4, 1970
 4 vs. Miami Dec. 25, 1971

4 at Buffalo Jan. 5, 1992

4 vs. Indianapolis Jan. 7, 1996



* - Playoff Game ** - Super Bowl

Scoring

Fewest Points Allowed, Game

0	at Houston	Jan. 9, 2016
6	at N.Y. Jets	Dec. 20, 1969
6	vs. L.A. Raiders	Dec. 28, 1991

Most Points Allowed, Game

45	at Indianapolis	Jan. 4, 2014
41	at Oakland	Dec. 22, 1968
38	vs. Indianapolis	Jan. 11, 2004
37	at Buffalo	Jan. 5, 1992
35	vs. Green Bay	Jan. 15, 1967
35	at N.Y. Jets	Dec. 28, 1986

Fewest Touchdowns Allowed, Game

0	at N.Y. Jets	Dec. 20, 1969
0	vs. L.A. Raiders	Dec. 28, 1991
0	at Houston	Jan. 9, 2016

Most Touchdowns Allowed, Game

6	at Indianapolis	Jan. 4, 2014
5	vs. Green Bay	Jan. 15, 1967
5	at Oakland	Dec. 22, 1968
5	at N.Y. Jets	Dec. 28, 1986
5	vs. Indianapolis	Jan. 11, 2004

First Downs

Fewest First Downs Allowed, Game

9	at Buffalo	Jan. 1, 1967
13	vs. Minnesota	Jan. 11, 1970
14	at Houston	Jan. 9, 2016
16	Three times; Last vs. Denver	Jan. 4, 1998

Most First Downs Allowed, Game

30	at Buffalo	Jan. 23, 1994
29	at Buffalo	Jan. 5, 1992
28	at Indianapolis	Jan. 6, 2007
28	at Indianapolis	Jan. 4, 2014
27	vs. Indianapolis	Jan. 11, 2004

Net Yards Rushing and Passing

Fewest Net Yards Allowed, Game

226	at Houston	Jan. 9, 2016
233	at Oakland	Jan. 4, 1970
235	at N.Y. Jets	Dec. 20, 1969
239	vs. Minnesota	Jan. 11, 1970
249	vs. Indianapolis	Jan. 7, 1996

Most Net Yards Allowed, Game

536	at Indianapolis	Jan. 4, 2014
454	at Oakland	Dec. 22, 1968
448	at Buffalo	Jan. 5, 1992
435	at Indianapolis	Jan. 6, 2007
434	vs. Indianapolis	Jan. 11, 2004

Rushing

Fewest Rushing Attempts, Game

13	at Buffalo	Jan. 1, 1967
14	at Houston	Jan. 16, 1994
14	at New England	Jan. 16, 2016
19	vs. Minnesota	Jan. 11, 1970
19	at Indianapolis	Jan. 4, 2014

Most Rushing Attempts, Game

46	at Buffalo	Jan. 5, 1992
46	at Buffalo	Jan. 23, 1994
43	vs. Miami	Dec. 25, 1971

Fewest Rushing Yards Allowed, Game

38	at New England	Jan. 16, 2016
39	at Houston	Jan. 16, 1994
40	at Buffalo	Jan. 1, 1967
67	vs. Minnesota	Jan. 11, 1970

Most Rushing Yards Allowed, Game

229	at Buffalo	Jan. 23, 1994
192	at San Diego	Jan. 2, 1993
188	at Indianapolis	Jan. 6, 2007
180	at Buffalo	Jan. 5, 1992

Most Rushing Touchdowns Allowed, Game

3	vs. Green Bay	Jan. 15, 1967
3	at Buffalo	Jan. 23, 1994
2	Four times; Last, vs. Indianapolis	Jan. 11, 2004

Passing

Fewest Passing Attempts Allowed, Game

19	vs. Denver	Jan. 4, 1998
23	at N.Y. Jets	Dec. 28, 1986
23	vs. L.A. Raiders	Dec. 28, 1991
23	at San Diego	Jan. 2, 1993

Most Passing Attempts Allowed, Game

46	vs. Houston	Dec. 23, 1962
45	at Oakland	Jan. 4, 1970
45	at Indianapolis	Jan. 4, 2014
43	at Houston	Jan. 16, 1994
42	at New England	Jan. 16, 2016
42	vs. Pittsburgh	Jan. 16, 1994

Fewest Completions Allowed, Game

10	vs. Denver	Jan. 4, 1998
12	at Buffalo	Jan. 1, 1967
12	vs. L.A. Raiders	Dec. 28, 1991
12	vs. Indianapolis	Jan. 7, 1996

Most Completions Allowed, Game

32	at Houston	Jan. 16, 1994
31	at Indianapolis	Jan. 6, 2007
29	at Indianapolis	Jan. 4, 2014
28	at New England	Jan. 16, 2016
25	vs. Baltimore	Jan. 9, 2011

Fewest Gross Passing Yards Allowed, Game

112	vs. Indianapolis	Jan. 7, 1996
136	at Houston	Jan. 9, 2016
140	vs. L.A. Raiders	Dec. 28, 1991
153	at N.Y. Jets	Dec. 28, 1986
160	at Buffalo	Jan. 23, 1994

Most Passing Yards Allowed, Game

443	at Indianapolis	Jan. 4, 2014
347	at Oakland	Dec. 22, 1968
306	at Houston	Jan. 16, 1994
304	vs. Indianapolis	Jan. 11, 2004
302	at New England	Jan. 16, 2016

Most Passing Touchdowns Allowed, Game

5	at Oakland	Dec. 22, 1968
4	at Indianapolis	Jan. 4, 2014
3	Four times; Last, vs. Indianapolis	Jan. 11, 2004

Sacks

Most Sacks, Game

9	at Houston	Jan. 16, 1994
5	at San Diego	Jan. 2, 1993
4	at Oakland	Jan. 4, 1970
4	at Buffalo	Jan. 1, 1967
4	vs. Baltimore	Jan. 9, 2011

Interceptions

Most Interceptions By, Game

5	vs. Houston	Dec. 23, 1962
4	at Oakland	Jan. 4, 1970
4	vs. L.A. Raiders	Dec. 28, 1991
4	at Houston	Jan. 9, 2016

Playoff Opponent Individual



* - Playoff Game ** - Super Bowl

Single Game

Total Points

18	Fred Biletnikoff, Oakland	Dec. 22, 1968
18	Thurman Thomas, Buffalo	Jan. 23, 1994
15	Scott Norwood, Buffalo	Jan. 5, 1992
14	Steve Christie, Buffalo	Jan. 23, 1994

Total Touchdowns

3	Fred Biletnikoff, Oakland	Dec. 22, 1968
3	Thurman Thomas, Buffalo	Jan. 23, 1994
2	Max McGee, Green Bay	Jan. 15, 1967
2	Elijah Pitts, Green Bay	Jan. 15, 1967
2	Warren Wells, Oakland	Dec. 22, 1968
2	Freeman McNeil, N.Y. Jets	Dec. 28, 1986
2	Andre Reed, Buffalo	Jan. 5, 1992
2	Terrell Davis, Denver	Jan. 4, 1998
2	Edgerrin James, Indianapolis	Jan. 11, 2004
2	T.Y. Hilton, Indianapolis	Jan. 4, 2014
2	Donald Brown, Indianapolis	Jan. 4, 2014
2	Rob Gronkowski, New England	Jan. 16, 2016

Field Goals

3	Scott Norwood, Buffalo	Jan. 5, 1992
3	Steve Christie, Buffalo	Jan. 23, 1994
3	Adam Vinatieri, Indianapolis	Jan. 6, 2007
3	Billy Cundiff, Baltimore	Jan. 9, 2011
2	George Blanda, Oakland	Dec. 22, 1968
2	Jim Turner, N.Y. Jets	Dec. 20, 1969
2	Garo Yepremian, Miami	Dec. 25, 1971
2	Jeff Jaeger, L.A. Raiders	Dec. 28, 1991
2	Al Del Greco, Houston	Jan. 16, 1994
2	Pete Stoyanovich, Miami	Dec. 31, 1994
2	Stephen Gostkowski, New England	Jan. 16, 2016

Pass Attempts (All 40+)

46	George Blanda, Houston	Dec. 23, 1962
45	Andrew Luck, Indianapolis	Jan. 4, 2014
43	Warren Moon, Houston	Jan. 16, 1994
42	Neil O'Donnell, Pittsburgh	Jan. 8, 1994
42	Tom Brady, New England	Jan. 16, 2016
40	Joe Namath, N.Y. Jets	Dec. 20, 1969

Pass Completions

32	Warren Moon, Houston	Jan. 16, 1994
31	Peyton Manning, Indianapolis	Jan. 6, 2007
29	Andrew Luck, Indianapolis	Jan. 4, 2014
28	Tom Brady, New England	Jan. 16, 2016
25	Joe Flacco, Baltimore	Jan. 9, 2011

23	George Blanda, Houston	Dec. 23, 1962
23	Jim Kelly, Buffalo	Jan. 5, 1992
23	Neil O'Donnell, Pittsburgh	Jan. 8, 1994

Passing Yards (All 300+)

443	Andrew Luck, Indianapolis	Jan. 4, 2014
345	Daryle Lamonica, Oakland	Dec. 22, 1968
306	Warren Moon, Houston	Jan. 16, 1994
304	Peyton Manning, Indianapolis	Jan. 11, 2004
302	Tom Brady, New England	Jan. 16, 2016

Long Pass

69	Jack Kemp	
	to Elbert Dubenion, Buffalo	Jan. 1, 1967

Touchdown Passes

5	Daryle Lamonica, Oakland	Dec. 22, 1968
4	Andrew Luck, Indianapolis	Jan. 4, 2014
3	Pat Ryan, N.Y. Jets	Dec. 28, 1986
3	Jim Kelly, Buffalo	Jan. 5, 1992
3	Neil O'Donnell, Pittsburgh	Jan. 8, 1994
3	Peyton Manning, Indianapolis	Jan. 11, 2004

Interceptions Thrown

5	George Blanda, Houston	Dec. 23, 1962
4	Todd Marinovich, L.A. Raiders	Dec. 28, 1991
4	Brian Hoyer, Houston	Jan. 9, 2016
3	Joe Namath, N.Y. Jets	Dec. 20, 1969
3	Daryle Lamonica, Oakland	Jan. 4, 1970
3	Jim Kelly, Buffalo	Jan. 5, 1992
3	Peyton Manning, Indianapolis	Jan. 6, 2007
3	Andrew Luck, Indianapolis	Jan. 4, 2014

Rushing Attempts

33	Thurman Thomas, Buffalo	Jan. 23, 1994
31	Freeman McNeil, N.Y. Jets	Dec. 28, 1986
26	Edgerrin James, Indianapolis	Jan. 11, 2004
25	Leroy Thompson, Pittsburgh	Jan. 8, 1993
25	Terrell Davis, Denver	Jan. 4, 1998
25	Joseph Addai, Indianapolis	Jan. 6, 2007

Rushing Yards (All 100+)

186	Thurman Thomas, Buffalo	Jan. 23, 1994
135	Freeman McNeil, N.Y. Jets	Dec. 28, 1986
125	Edgerrin James, Indianapolis	Jan. 11, 2004
122	Joseph Addai, Indianapolis	Jan. 6, 2007
119	Marion Butts, San Diego	Jan. 2, 1993
107	Nick Bell, L.A. Raiders	Dec. 28, 1991
101	Terrell Davis, Denver	Jan. 4, 1998
100	Thurman Thomas, Buffalo	Jan. 5, 1992

Rushing Touchdowns

3	Thurman Thomas, Buffalo	Jan. 23, 1994
2	Elijah Pitts, Green Bay	Jan. 15, 1967
2	Freeman McNeil, N.Y. Jets	Dec. 28, 1986
2	Terrell Davis, Denver	Jan. 4, 1998
2	Edgerrin James, Indianapolis	Jan. 11, 2004

Long Run

54	Marion Butts, San Diego	Jan. 2, 1993
----	-------------------------	--------------

Pass Receptions

13	T.Y. Hilton, Indianapolis	Jan. 4, 2014
10	Todd Heap, Baltimore	Jan. 9, 2011
10	Julian Edelman, New England	Jan. 16, 2016
9	Haywood Jeffires, Houston	Jan. 16, 1994
9	Dallas Clark, Indianapolis	Jan. 6, 2007
8	Charles Smith, Oakland	Jan. 4, 1970
7	Max McGee, Green Bay	Jan. 15, 1967
7	Fred Biletnikoff, Oakland	Dec. 22, 1968
7	John Henderson, Minnesota	Jan. 1, 1970
7	Paul Warfield, Miami	Dec. 25, 1971
7	Jeff Graham, Pittsburgh	Jan. 8, 1994
7	Joseph Addai, Indianapolis	Jan. 6, 2007
7	Rob Gronkowski, New England	Jan. 16, 2016

Receiving Yards (All 100+)

224	T.Y. Hilton, Indianapolis	Jan. 4, 2014
180	Fred Biletnikoff, Oakland	Dec. 22, 1968
140	Paul Warfield, Miami	Dec. 25, 1971
138	Max McGee, Green Bay	Jan. 15, 1967
127	Bobby Burnett, Buffalo	Jan. 11, 1967
111	John Henderson, Minnesota	Jan. 11, 1970
108	Todd Heap, Baltimore	Jan. 9, 2011
103	Dallas Clark, Indianapolis	Jan. 6, 2007
100	Andre Reed, Buffalo	Jan. 5, 1992

100	Julian Edelman, New England	Jan. 16, 2016
-----	-----------------------------	---------------

Touchdown Receptions

3	Fred Biletnikoff, Oakland	Dec. 22, 1968
2	Max McGee, Green Bay	Jan. 15, 1967
2	Warren Wells, Oakland	Dec. 22, 1968
2	Andre Reed, Buffalo	Jan. 5, 1992
2	T.Y. Hilton, Indianapolis	Jan. 4, 2014
2	Rob Gronkowski, New England	Jan. 16, 2016

Interceptions Made

2	Kirby Jackson, Buffalo	Jan. 5, 1992
---	------------------------	--------------

Long Interception Return

50	Willie Wood, Green Bay	Jan. 15, 1967
----	------------------------	---------------

Long Punt Return

26	Russell Copeland, Buffalo	Jan. 23, 1994
----	---------------------------	---------------

Long Kickoff Return

52	George Atkinson, Oakland	Jan. 4, 1970
----	--------------------------	--------------

Long Punt

64	Reggie Roby, Miami	Jan. 5, 1991
----	--------------------	--------------

Long Field Goal (All 50+)

58	Pete Stoyanovich, Miami	Jan. 5, 1991
50	Adam Vinatieri, Indianapolis	Jan. 6, 2007

Sacks

3	Gerald Williams, Pittsburgh	Jan. 8, 1994
3	Whitney Mercilus, Houston	Jan. 9, 2016



CHIEFS

FEATURE CLIPPINGS

THIS IS CHIEFS KINGDOM

TEAM

1. How the **Chiefs** became 'the team that people don't want to play' (Kansas City Star) **2**
2. **Chiefs** defenders, young and old, collect takeaway souvenirs (Kansas City Star) **6**

EXECUTIVES/COACHES

1. **Chiefs President Mark Donovan** Shares Plans for St. Louis Market (Chiefs.com) **8**
2. **Chiefs** announce **Brad Childress**, **Matt Nagy** will be co-offensive coordinators (Kansas City Star) **10**
3. Family, Friends, and Football: The **Andy Reid** Story (Chiefs.com) **12**
4. The Life and Career of **Chiefs GM John Dorsey** (Chiefs.com) **32**
5. **Chiefs' Andy Reid** rolls his 300 game, yawns, but others impressed (Kansas City Star) **53**

PLAYERS

1. **Eric Berry** named NFL's Comeback Player of the Year (NFL) **55**
2. **Chiefs Marcus Peters** named NFL's defensive rookie of the year (Kansas City Star) **56**
3. **Chiefs LB Derrick Johnson**: "I want to be a part of it" (Chiefs.com) **57**
4. The rapid and improbable rise of **Dee Ford**, 'one of the best rushers in the league' **60**
5. **Chiefs' Andy Reid** is the guy **Nick Foles** wanted to play for (ESPN) **63**
6. **Jeremy Maclin** Honored with Distinguished American Award (Chiefs.com) **65**
7. Why **Tamba Hali** is still going, with a bone-on-bone knee and a limited role for the **Chiefs** **66**
8. **Justin Houston's** heroics provide boost for **Chiefs** (Kansas City Star) **70**
9. **Eric Berry** Wins George Halas Award (AP) **72**
10. Offseason workouts with **Jeremy Maclin** pay off for **Chiefs' Conley** and **Wilson** (Kansas City Star) **73**
11. **Marcus Peters**: Oakland made me who I am today (NFL.com) **76**
12. **Derrick Johnson's** long journey, relentless professionalism, and 'a little craziness' (Kansas City Star) **81**
13. **Chiefs' '3 Amigos'** want to win games, sell shirts and 'eat greedy' (Kansas City Star) **84**
14. **Chiefs' Derrick Johnson** mentor to young linebacker corps (Chiefs Digest) **87**
15. A Tale of Two Passions: The Life of **Chiefs Guard Laurent Duvernay-Tardif** (Chiefs.com) **89**
16. **Chiefs' Marcus Peters** chosen AFC defensive player of the week **101**
17. **Alex Smith** sheds Captain Checkdown label, becomes Cap (Kansas City Star) **102**
18. **Cairo Santos** kicks walk-off for first time in NFL career (Kansas City Star) **105**
19. **Eric Berry's** pick-six helps him pick up weekly award (Kansas City Star) **107**
20. **Eric Berry's** triumphant homecoming delivers **Chiefs** 29-28 win (Chiefs Digest) **108**
21. Winning is the milestone that matters most to **Chiefs** running back **Spencer Ware** (Kansas City Star) **110**

(Team)

How the Chiefs became 'the team that people don't want to play'

Sam Mellinger
Kansas City Star
January 2, 2016

Albert Lewis is a fan, even now, 17 years after his last NFL game, and of course he follows the Chiefs closely because how could he not? He played most of his 16 seasons and 225 games in a red helmet with an arrowhead on the sides. His name is spelled in bold black letters inside Arrowhead Stadium, forever a member of the Chiefs' ring of honor.

Football is a business, he likes to say, so he does not come to this as a blind fan but there is a little more pride in his voice when he talks about his favorite former employer. Especially now, nine wins deep into a franchise-changing win streak. He says it's largely the same feeling whether you're a fan, player, former player or, it seems, a former player who now coaches for perhaps the game's top Super Bowl contender.

Like, Kevin Ross, who shared a defensive backfield with Lewis in Kansas City and now coaches cornerbacks for the Cardinals.

"We had a conversation about this the other day," Lewis said. "He said, 'Man, the team that people don't want to play is the Chiefs.'"

A caveat: nothing in American sports promotes overreaction like football, and especially in the NFL, games are won and seasons are lost on a razor's edge. The conversation around the Chiefs would be different if, for instance, Danny Woodhead caught that final pass at Arrowhead or if the Browns had completed that comeback instead of going all Browns.

But results matter, and by now the Chiefs have a tall enough stack of irrefutable results that they have not only changed their season and perhaps the futures of some coaches, but they've changed the look, feel and even the odds of the AFC playoffs.

Because a conspiracy of favorable external context (top teams appearing vulnerable) and internal fortitude (one of the greatest in-season turnarounds in NFL history) has reshaped the way the AFC will be decided.

Going into week 7, the Chiefs were a 300:1 longshot to win the Super Bowl, according to Bovada. Only the Ravens, Bears, Browns and Jaguars had worse odds. Now, the Chiefs are a 14:1 bet. Only the Patriots and Broncos have better odds among AFC teams. Football

Outsiders' leading metric has the Chiefs as second in overall team efficiency, and first among AFC teams.

This is more than a market correction. The closer you look at both the Chiefs and the teams they'll compete against, the better you feel about their chances to win a playoff game for the first time in 22 years, and possibly more.

Some of this is the simple logic that most of the reasons to doubt the Chiefs are buried under more than two months of nothing but success. They are giving up 13.2 points per game since week 5. Since the turn of the century, only five teams have been more effective defensively. Two of them made their conference championship games. A third was the 2000 Ravens, the Super Bowl champions and one of the best defenses of all time.

Quoting statistics like this can be notoriously misleading, and in this particular case the stretch used coincides with a severe drop-off in competition. So dismiss if you'd like.

But it also lines up with the Chiefs becoming more of what they now are. They played the first three games without top cornerback Sean Smith (who is allowing only 51.4 percent of his targets to be completed, according to Pro Football Focus). Dontari Poe, recovering from back surgery, went from playing less than 60 percent of the total snaps the first three weeks to about 80 percent in the 12 games since.

Similarly, Eric Berry (Hodgkin lymphoma) and Derrick Johnson (ruptured Achilles) have played faster and stronger as the season has progressed, and Marcus Peters has gone from good to great in the second half.

What's more, the Chiefs have played much of the last two months without Justin Houston (their best overall player) and Husain Abdullah (severely underrated and under appreciated). They played last week without Houston and Tamba Hali. All three players should be back for the playoffs.

The NFL has long marketed and valued offense over defense, but half of the last 10 Super Bowl teams have ranked either first or second in points allowed. Only three have ranked in the top five in points scored. Even with that rotten start, and basically five straight games without Houston, the Chiefs rank second in points allowed.

What's more, the Chiefs have scored six touchdowns on defense, meaning the opposition is averaging just 15.2 net points per game with its offense on the field. No team in the league has been better and, again, that includes the Chiefs' terrible first month.

The Chiefs' offense is not as good as the defense, but its also much better than most casual fans probably realize. They are ninth in the league in points, and tied for ninth in yards per play, seventh in percentage of drives ending in points, and first in fewest turnovers.

Their offense is likely better than the tropes about Alex Smith's arm and Andy Reid's clock management allow, too.

In particular with Smith, the common criticisms and institutionalized doubts are both mostly earned but also a bad fit for how he has performed since October.

Smith has played three playoff games in his career. He beat Drew Brees in a shootout, was kneecapped by special teams mistakes in a loss to a defense that beat Aaron Rodgers and Tom Brady and won the Super Bowl, and threw for 378 yards and four touchdowns in a loss in which he played without Jamaal Charles and a starting receiver and still scored 44 points.

By virtually any measure, Smith is playing better than ever. He already has set career highs in yards, advanced metrics like Total Quarterback Rating have him on a career-best path, and studies of his play show more comfort and willingness to throw deep. In addition to all of that, he is one of the game's best running quarterbacks. His 437 yards rank fourth, and his 5.8 yards per rush average is higher than Cam Newton, Russell Wilson and Tyrod Taylor. Thirty-two of his 76 rushes have resulted in first downs or touchdowns, including 17 of 26 on third or fourth down.

Here's a sentence you didn't expect to be true: with the Steelers a relative longshot to make the playoffs, Alex Smith could be the best quarterback in the AFC postseason after Tom Brady.

This is not hyperbole.

His health, career postseason record and recent performance are all better than Andy Dalton. Denver's quarterback situation is a weekly soap opera, and Houston's is as bad as any playoff team in recent history. Ryan Fitzpatrick is having a very good season, and the Jets' receivers are better than the Chiefs', but he is also Ryan Fitzpatrick.

Wider comparisons of the Chiefs and their postseason competition are similar, and without the stink of their franchise's sorry playoff record, the reasons that Ross and others around the league see the Chiefs as so dangerous would be easier to see.

There are no perfect teams. The Patriots have Bill Belichick, Tom Brady and Rob Gronkowski but little else. They've suffered an astounding number of injuries, and gave up 65 points in consecutive losses to Denver and Philadelphia.

The Bengals have lost four of their last seven, beating only the Rams, Browns and 49ers, and will be playing with either A.J. McCarron or a diminished Andy Dalton, and have their own recent playoff failures. The Jets are probably undervalued by many, winning five in a row, but remain statistically unimposing, particularly on offense. The Steelers were just blown out by the awful Ravens, and the Texans are a product of the loophole that puts all division winners, no matter how mediocre, into the postseason.

So, strange as it may sound, the Chiefs have a real shot at this.

You know, it's not just former stars like Ross and Lewis who are high on the current group. Nick Lowery, the former kicker who is also in the team's ring of honor, spent much of a wide-ranging 30-minute conversation on a sort of magic he sees in this team.

Like many with ties to Kansas City, Lowery became enthralled with the Royals these last two years. The comebacks, the camaraderie, the relentlessness. It is almost certainly a coincidence of geography, but he sees a lot of similarities with the football team.

"They are playing almost like the Royals brand of football," Lowery said. "No major stars. They have no stars, but lots of heroes. Guys who understand what it takes to win, don't seem to care who gets the credit, and seem completely bought in on the bigger cause. That is the juice in the bottle that is the most elusive of all."

Lowery knows much of the Chiefs' postseason heartbreak in an undeniably personal way. As much as any fan, he has reason to be cynical. But as much as any football man, he also sees reason to be confident.

That's the inner conflict that will be determined by the rest of this Chiefs season, first on Sunday against the Raiders, and then, somehow, the next week in the playoff.

(TEAM)

Chiefs defenders, young and old, collect takeaway souvenirs

Blair Kerkhoff
Kansas City Star
Sept. 25, 2016

Chiefs cornerback Marcus Peters with two interceptions? Been there, done that. Last week, for instance.

Linebacker Derrick Johnson returning an interception for a touchdown? Sunday was career No. 4. An end zone pick by safety Eric Berry? His career has been built on big moments.

The defensive leaders have made big plays since putting on a Chiefs uniform and did so again in Sunday's 24-3 triumph over the Jets at Arrowhead Stadium.

But on Sunday, several others got in the act, contributing takeaways for the first time that helped pave the dominant defensive performance.

Take Eric Murray, the rookie safety from Minnesota. He recovered a fumble early in the second quarter that started the Chiefs' second scoring drive.

Murray spent most of the postgame as many players who have success do, sitting at his locker and scrolling through his telephone for messages of congratulations.

Murray didn't want much credit for the play.

"Just right place at the right time," he said.

Which is the case with most takeaways. On this one, Ryan Fitzpatrick completed a pass over the middle to Bilal Powell. After a 9-yard gain, Chiefs cornerback Phillip Gaines made the tackle and knocked the ball loose. Murray beat teammate Ron Parker to the ball for the recovery. The play required a replay, and after a few moments, Murray's takeaway was confirmed.

"I wasn't sure, everything was happening so fast," Murray said. "I just picked the ball up."

The ball came with Murray to the sideline.

"I'm keeping this one," Murray said.

Daniel Sorensen also is keeping his souvenir. A third-year pro from Brigham Young, Sorensen entered the afternoon with 22 career tackles, two passes defended and a sack. On Sunday, Sorensen added an interception.

With 4:40 remaining in the game, Fitzpatrick had already thrown three picks. On a fourth-and-10, he attempted to hit Brandon Marshall on a deep out. The ball sailed and Sorensen was there for the grab.

"Marcus had great coverage, I saw the ball in the air and made a break on it and went and got it," Sorensen said.

"You should have caught the first one," said Peters, whose locker is next to Sorensen's.

Sure enough, Sorensen made a nice play on the previous play and nearly a diving interception. He had to wait one more play.

“You saw everybody make plays today, all across the board,” Sorensen said. “Linebackers, (cornerbacks), safeties, got their hands on the ball.”

Everybody included D.J. White, the rookie cornerback whose interception in the end zone ended the turnover avalanche. It was Fitzpatrick’s sixth pick thrown and the Jets’ eighth turnover. The Jets had 11 possessions in the game.

Special teams got in the act when Demetrius Harris grabbed a fumble out of the air off a Jets kickoff return and returned it for a second-quarter touchdown. A fourth-year pro, Harris had a receiving touchdown last season, but this one felt different.

“Every time before the kickoff we were saying, ‘Let’s get the ball, let’s force a turnover,’ ” Harris said. “It popped out, I was folding, was at the right place at the right time, it was in my hands.”

Harris was on his way to the end zone with his biggest moment of the season. So it was for so many of the Chiefs’ defenders, for the first time.

(TEAM)

Chiefs President Mark Donovan Shares Plans for St. Louis Market

BJ Kissel
Chiefs.com
June 20, 2016

Chiefs president Mark Donovan was recently asked about the efforts to bring Chiefs Kingdom to St. Louis

The plan was to be patient and respectful to a community that had just lost a big piece of its identity.

With the Rams franchise moving from St. Louis to Los Angeles this past offseason, there was a natural connection between the reach of Chiefs Kingdom and the proximity to the St. Louis market.

On Friday, Kansas City Chiefs president Mark Donovan was asked about the plans to bring the Chiefs brand into a market that sits just a few hours down I-70.

"The day they announced that the Rams were leaving St. Louis, we got a handful of phone calls from people wanting to buy season tickets from St. Louis," Donovan explained. "Then the day after they moved, we got a handful of phone calls from corporations in St. Louis saying, 'We want to be partners with the Chiefs. Let's talk about activation programs.'"

"What we knew and respected was the process that town was going through," Donovan added. "What their fans went through was tough—painful. When you move a football franchise, that's ripping a big part of the town out of that town."

"We said publicly (at the time) that we're going to be respectful, we're going to be patient, and that we are going to enter the St. Louis market, but we're going to do it at the right time."

That plan was fast-tracked last week after the league sent a memo out to every owner, president and CEO in the NFL.

"The memo said that because the Rams are playing in Los Angeles, St. Louis is now an open television market," Donovan explained. "For preseason television, we basically put our own networks together. So a couple of teams, including us, have lobbied the league and said we're going to put our preseason games in St. Louis because it makes sense. We have fans there and we're going to get in front of them now and develop that relationship."

"The league has decided that they're going to allow any team in the NFL that can put together an adjacent network, which is really confusing and very complicated, but basically means that if you can make a chain link of networks—broadcast partners, to get you to St. Louis, then you can broadcast your games there."

"We knew that was coming and we have been working on this for the past few months. (Vice president of business development) Tyler Epp and his team have already negotiated deals, so our preseason games will be broadcasted in St. Louis. The plan is to have our shoulder programming, which is all the programming you see on our network, in St. Louis this season as well."

For Donovan and the Chiefs, this is just the first step.

“We’ll be in there with a product,” he explained of the television programming. “Then we’ll continue to build relationships in the community.”

The Chiefs have already heard from military bases and schools in the area about wanting to do events with them.

“I think what you’re going to see over the next four of five years is a real resurgence of the Chiefs brand in St. Louis,” Donovan said. “We do have some advantages over the other NFL franchises, not only in geography, but because it’s in the state of Missouri, we’re the only team that can actually market our corporate partnerships as well as our brand in St. Louis, so that’s a big advantage.

“Again, we’ll do it respectfully, we’ll do it patiently and we’ll do it strategically.”

(Brad Childress and Matt Nagy)

Chiefs announce Brad Childress, Matt Nagy will be co-offensive coordinators

Terez Paylor
Kansas City Star
January 21, 2016

The Chiefs have officially settled on their new offensive coordinators, as the team announced Thursday that Brad Childress and Matt Nagy will split the duties.

Childress, 59, has served the last three years as the Chiefs' spread-game analyst and special-projects coach, while Nagy, 37, has been the quarterbacks coach. Both will team up to replace Doug Pederson, who became the Philadelphia Eagles' head coach Monday.

"I'm fired up about the opportunity to have both these guys in that position and maintaining continuity and stability within the offense," Chiefs coach Andy Reid said.

Reid said he will call the plays, though Nagy and Childress will have input. Childress will remain in the coaching box while Nagy will move to the sideline and be the voice in the quarterback's headset.

Both will contribute to the gameplan each week, though Reid will continue to run the daily meetings where plays are installed, as he's done the last three years in Kansas City.

"He enjoys doing that, he enjoys presenting in front of the team," Childress said.

Childress was Reid's offensive coordinator in Philadelphia during 2002-05, with the team ranking an average of 11th in the league in total offense. Childress said Reid called most of the plays then.

"There were times, obviously, where he said 'Hey Brad, put a series together,' and I'd do it," Childress said. "But he loves to do that. That's one of his passions, that's one of his joys, and I know that's what he's enjoying about doing it the way he's doing it here."

Childress used his time under Reid as a platform to become a head coach in 2006, and he led the Minnesota Vikings to a 39-35 record before he was dismissed midway through the 2010 season. After sitting out 2011, Childress was hired as the Cleveland Browns' offensive coordinator under Pat Shurmur, who was fired after the 2012 season.

In 2013, Childress joined Reid's staff in a role in which he analyzed league-wide trends, among other duties.

Nagy, like Pederson, is a former quarterback. Nagy played in college at Delaware and spent six years in the Arena Football League. He spent a part of 2008 as a coaching intern on Reid's staff in Philadelphia, thanks to recommendation from current Chiefs co-director of player personnel Brett Veach, his former teammate at Delaware who was a coaches assistant with the Eagles at the time.

"He just thought it would be a good opportunity for me to experience the NFL level as a coach," Nagy said, "and it just kind of went from there."

When the Arena League briefly folded in 2009, Nagy was selling houses when he asked to come back and do a second internship. He eventually joined the Eagles' staff in 2010 as a coaches assistant and was promoted to quality control coach in 2011.

Nagy followed Reid to Kansas City in 2013 and has served as his quarterbacks coach since, helping the Chiefs' signal-callers learn the offense.

"You need to be able to take that play that they're installing, and you become a teacher in your classroom," Nagy said, describing his role as quarterbacks coach. "So when we're in here, I need to be my best at giving them another set of eyes to see the field, another perspective. I was fortunate enough to play the quarterback position all my life, so I have the ability to know certain situations that they're in (and) what you see is a little bit different from what you get in the bird's eye view in the box."

Since joining the Chiefs in 2013, quarterback Alex Smith completed 63.7 percent of his passes for 10,064 yards, with 61 touchdowns and 20 interceptions. The Chiefs compiled a 31-17 regular-season record during that time.

"Matt's got a nice feel for the game," Reid said. "Some guys have a knack for it, and he's one of those guys. And I've noticed with his participation that he's got a pretty good grasp of the offenses and defenses in this league."

Reid said the individual duties for Nagy and Childress haven't exactly been divvied up yet, but "there's plenty to work with there."

Neither new co-coordinator seemed concerned about the split.

"We think alike, we work well together — we've done it the last three years," Nagy said. "And once Coach came to us and talked to us about this, it was really exciting."

"It's not like it's a three-man, everybody-speak-into-the-microphone-at-one (deal) when a play comes up," Childress said. "All that stuff kind of gets worked out beforehand ... we're gonna spend enough time together we're probably gonna be able to finish each other's sentences."

There is one way, however, that the duties have been defined, as Nagy will assume Pederson's as the sole voice in Smith's headset.

"I've been able to witness that and be able to learn from Doug and see how he does it, so I think the transition is going to be really smooth," Nagy said. "Being in here with Alex and the rest of the quarterbacks for three years is a huge advantage."

Nagy, however, noted that replacing everything Pederson did won't be easy — even for two men.

"He's really a good people (person) — he's got a great relationship with all the players, everyone really got along really well with him," Nagy said. "Being a former player in this league is very advantageous, so a guy like Alex Smith and Chase Daniel — guys that have been in this league for the amount of years they have — they automatically respect a guy like that, just because they know he's been there, done that."

(Andy Reid)

A LIFE OF FAMILY, FOOTBALL AND FRIENDSHIPS: THE ANDY REID STORY

BJ Kissel
Chiefs.com

The clock says 3:30 a.m.

The weather is bitter cold and it's hours before many of those he works with will be at the office, but it doesn't matter to him. There is work to do and even more importantly, there is somewhere he will soon have to be.

It's 1992 and Andy Reid is the new tight ends coach for the Green Bay Packers. After 10 years at the collegiate level, he was given an opportunity by an old friend to reunite in the NFL.

The drive to the office is short, normally less than 10 minutes. He, his wife, Tammy, and their five children live close enough to make this work.

The 3:30 a.m. arrival wasn't just about putting in the time at his new job or competing to get there first with his fellow assistant coaches—something that was par for the course with that group, but because of something far more important to Andrew, as only Tammy calls him.

Family.

The only thing in his life that would ever trump his love for football would be his love for family.

"He would go in at these crazy hours and then he would come home by a quarter to 7 and do breakfast with the kids," Tammy explained. "He then would drive one group to school and I would take the others."

It was a routine.

The early mornings at the office were a way for Reid to get some work done, but then get home to spend some quality time with his family before their day got started, even though his had already been going for four hours.

In this way, he wouldn't fall behind in either of his duties—helping scheme ways for his old friend, Mike Holmgren, to find success on offense, while also staying true to his most important job—being a father.

It's a balance he and Tammy have worked on together as a football family for the last 34 years, and through all of those years, the foundation of family, friendship and respect for those who have helped them along the way has always grounded the two through a life in the spotlight.

"He just had this air about him"

Andrew and Tammy were students together at Brigham Young University, and as fate would have it, both enrolled in the Fundamentals of Tennis class together.

"He had this air about him—this confidence," Tammy recalled of Andrew, a member of the BYU football team, "but he wouldn't ask me out, and I'd never not had a guy that I wanted to ask me out not ask me out. So the second half of the semester, since it's a half credit, we played badminton. We were playing after he had already beaten me at tennis and I'm like, 'Well, I could beat you at racquetball.'"

He's like, 'OK, well let's go play racquetball.'"

All of Tammy's friends knew the day they were going to play at the Smith Fieldhouse on the campus of BYU, and they were all peeking through the windows as the game, or for lack of a better term, shellacking, went on.

"He killed me," she laughed. "Even though I'm really good, he killed me."

After the game was over, they sat together in the bleachers and that's when Andrew asked Tammy out to a movie that Friday night.

Their first official date would be on December 7—the anniversary of Pearl Harbor.

While Tammy was so nervous that she can't recall the movie they saw that night, she can recall the date because of how much it meant to him.

It's a day that has always been important to Andrew as both his father and uncle were in the Navy during World War II. His father was sent to Pearl Harbor as one of the first responders, while his uncle's ship was out in the Pacific at the time and was hit by a torpedo. He thankfully lived to tell about it.

But their date led to another, and another, and just like that—things had gotten serious.

It wouldn't be long before Tammy found herself at one of the most historic college football games in history—sitting with his parents, and the lessons she learned from that game still hold true to her today.

It was the 1980 Holiday Bowl, commonly known to BYU fans as "The Miracle Bowl."

The game featured a pass-happy BYU offense led by future NFL quarterback Jim McMahon and his 409.8 yards passing per game, which led all of college football that year, as did the team's 46.7 points per game.

They were matched up against an SMU team that couldn't have been more different offensively. They were led by the backfield tandem of Craig James and Eric Dickerson, who were nicknamed the "Pony Express" and would combine to run for more than 330 yards in the game.

Dickerson would later go on to the NFL and a Hall of Fame career in his 11 seasons with the Los Angeles Rams (1983-87), Indianapolis Colts (1987-91), Los Angeles Raiders (1992) and Atlanta Falcons (1993).

Heading into that game back in 1980, BYU had never won a bowl game in their program's history.

With four minutes left, they trailed 45-25.

It was all but over.

"People were walking away and we were up in the nosebleeds," Tammy recalled. "I don't know why we got such bad tickets. I was with his parents, but I'm screaming at people to sit down and saying, 'This game is not over!'"

"They were looking at me like I was crazy. I'm sure his parents thought I was crazy because we didn't know each other very well at the time."

McMahon threw a touchdown to Matt Braga to get the score within two possessions with a little more than 2 minutes remaining in the game.

Then, the first of two low-percentage special teams plays went BYU's way.

First, they recovered the ensuing onside kick.

Just a few plays later, BYU was in the end zone again on a 1-yard touchdown run by Scott

Phillips.

Now they only trailed by 6 points, but time was still an issue.

This time it was the defense's turn to make a play, and they were able to shut down SMU's dominant running game on the next possession, setting up a fourth down.

Then, the second of two miraculous special teams plays happened that gave BYU an opportunity to win.

With less than 20 seconds remaining and trailing by just 6 points, BYU blocked the punt and recovered the ball at the SMU 41-yard line.

Unbelievably, they still had a shot.

The first pass from McMahon fell incomplete deep down the right sideline, and there was time left for just one play.

McMahon, who had already engineered a couple of late touchdowns to get them within striking distance, found Clay Brown on the final play of the game on a miraculous Hail Mary touchdown between several SMU defenders.

The extra point gave BYU a 46-45 victory.

BYU had scored 21 points in the final 2:33 to win the game.

After going winless in their first four bowl appearances as a program, including consecutive Holiday Bowls in the previous two seasons, Edwards and company pulled off one of the greatest comebacks in college football history that night at Jack Murphy Stadium in San Diego.

"That was my first experience with football and trusting that no matter how bleak it looks, I always believe Andrew and his guys will figure out a way to do it," Tammy said.

It's a lesson that would serve her well later in life, when a team would struggle to a 1-5 start, and no matter how bleak it looked, she always trusted that Andrew would figure out a way to get it done.

Tammy and Andrew were married on August 8, 1981, just 232 days after that miraculous win over SMU.

Before BYU, there was John Marshall High School in Los Angeles

Andy Reid grew up in the Los Feliz neighborhood of Los Angeles and lived in the same house until he left for college.

That house, which perched atop the hill on Holly Knoll Drive, was close enough to see the lights of Dodger Stadium at night and sat just a mile away from the famous Hollywood Boulevard.

It was an ethnically diverse neighborhood. Throughout his childhood in Los Angeles and even into his high school years, race relations were volatile, particularly in his neighborhood, but that didn't matter to Reid. All of these children were his friends—the ones he'd begun playing football with when he was 5 years old.

He would be seen as a leader among his peers for keeping things together and uniting his teams.

His father, Walter, worked as a scenic artist. His mother, Elizabeth, was a doctor of radiology.

As a kid, Reid could often be found following his older brother, Reggie, around everywhere.

"Would you get your little brother out of here? I'm sick of him coming up to me and asking for my chin strap," would be the kind of thing Reggie's friends would often say, according to Dick Kiwan,

Reid's high school basketball coach and a friend he still talks regularly with to this day. Reid, who was 10 years younger than Reggie, was the ball boy for the John Marshall High School Varsity football team.

He'd do anything he could do to be around his older brother—his hero.

The school, which is where most of the film *Grease* was shot and would years later be home to Leonardo DiCaprio and Will.i.am, was only a couple of blocks away from their house, so it was easy for Reid to always be around.

All that time hanging around his older brother and playing with the kids in the neighborhood paid off for Reid, who was a standout athlete even before he got to John Marshall.

As a 13-year-old, Reid competed in the national Punt, Pass and Kick competition, towering next to a kid in a now-infamous photo and video.

The competition took place during a Monday Night Football broadcast. As it turned out, the kid behind him was actually in the 8-year-old division. A funny part of the whole thing was the organizers had to go into the Los Angeles Rams locker room to find a jersey that would fit him.

When Reid was a kid, it wasn't just about football though.

"When I first met him, he was always hanging around the gym, always had a basketball in his hand," Kiwan recalled. "After his school was out, he'd be up in the gym shooting baskets or hanging around the football field. I'd start my basketball practices and have to shoo him out of the gym."

Once he got to high school, Reid was one of just two sophomores to make the varsity football team. He recalls to this day the lessons he learned from those upperclassmen.

"I remember the seniors getting after myself and the other kid and really making us grow up," Reid recalled. "They did a good job with that. They tested us."

By the time he was a senior, Reid had established himself as one of the best athletes in the area, lettering in football, basketball, baseball and track. He was named the most inspirational athlete on his football team as a senior, playing along the offensive and defensive lines while also handling the kicking duties.

"Andy is a great guy, but when he got on the football field, something clicked and he was nasty," Kiwan recalled.

He led the team to a 7-3 record that final year, with three of the games being decided on his game-winning field goals.

"The school had traditionally not been a great football school," Reid recalled. "My senior year, we were able to get ourselves in the second round of the city playoffs, which was a big thing at that time."

Reid's affinity for physicality carried over to the other sports he played as well, which was a problem, particularly in basketball.

Kiwan remembered one game in particular against Hollywood High School during his junior season.

"I put him in at forward and he had four fouls in less than 2 minutes," Kiwan said laughingly. "I remember pulling him out because he was just dribbling down the floor and running over people. I remember taking a timeout and saying, 'Andy, what are you doing?' and he looked at me like, 'What?'"

“The competitive juices were flowing so much from leaving football and getting into basketball, he couldn’t help himself.”

While the humor may not have been on both sides of that situation at the time, the relationships Reid developed with his high school coaches would become lifelong friendships, ones that would include inside jokes they remember three decades later.

Kiwan shared a story about a day Reid came to the coach’s office, a place he’d often frequent between classes, complaining about his ankles.

“He came in the PE office and said ‘My ankles are killing me,’” recalled Kiwan. “The defensive coach, who Andy was really close with, told him, ‘Aw, you’re OK, you damn baby. There’s nothing wrong with that ankle.’”

But it’s what happened next that makes the story memorable more than 30 years in the making.

“Wait, we’ve got something here that I can put on that that’s going to really help that. It’s a special solution from Chicago,” Kiwan said he told Reid, “and so I went into the coach’s shower room and got some of that powdered soap out of the container, mixed it up into a paste and put it on a towel. I came out and said, ‘Andy, we got this special solution from Chicago. What’s going to happen now is you’re going to take your shoe off, get your ankle up on the desk and we’re going to put this paste on it.’

“But I don’t want you to move your foot. You just keep it absolutely still for 20 minutes until we come back, and you’ll feel that it’s going to draw that pain right out of there and that swelling is going to go down and that thing is going to feel 100 percent better.”

The coaches left, snickering.

“We leave, have some coffee, come back about 20 minutes later and there he is in the same position on the table sitting up with that paste on there. I said, ‘I know that it feels better,’ and the defensive coach said, ‘Oh yeah, absolutely, it has to feel better.’

“I said, ‘Did you feel the pain coming out?’”

“Andy said ‘Yeah, you know, I’m moving it and it feels pretty good.’

“The other coach said, ‘Stand up on it, let’s see how it is,’ and Andy said ‘Oh yeah, look at that, it’s 100 percent better. You know, I think this really helped me.’

The coaches obviously had a good time with Reid, who was quick to recall this story a few years ago when they were visiting him during his time as the head coach of the Philadelphia Eagles.

“We were back in Philadelphia and he was taking us around showing us the training facilities and I said, ‘This is great, but one thing I want to know, do you have the special solution from Chicago?’ and he said ‘Oh, that was BS. I knew that was BS.’

“And I said, ‘Oh yeah? You sat there for 20 minutes.’”

The ankle was fine, and Reid played well enough his senior year to start talking with some colleges in the area about playing football at the next level.

Growing up in Los Angeles at the time meant, as a football fan, it was all about USC. They had talked with Reid coming out of high school but didn’t offer him a scholarship. They actually recommended that he go to a particular junior college and develop there as a player and they could follow his progress.

That school was Glendale Community College.

"I was very lucky to do that," Reid said. "I mean they wore the exact same colors as USC, but the offensive line coach there had been an All-American at USC—Mike Scarpace.

"He had a tremendous influence on me and really taught me how to play offensive line."

Scarpace spent his college days blocking for future Kansas City Chiefs running back Mike Garrett, who ran in the famous "65 Toss Power Trap" touchdown from 5 yards out in Super Bowl IV.

After Garrett was drafted and signed by the Chiefs in 1967, Scarpace blocked for a junior college transfer who would go on to make plenty of headlines throughout his football career and life—running back O.J. Simpson.

The connection that might be the most interesting of them all is that Scarpace's college teammate was Mike Holmgren, who would become a huge part of Reid's life a few years later, and for many more after that.

"We had a great head coach in Jim Sartoris and John Cicuto—the defensive coordinator. All these guys, I'm actually very close with, so I'm very lucky in that way."

Reid earned honorable mention All-American honors after a standout season at Glendale, helping coach Sartoris earn his first championship.

After developing as a player under Scarpace and company at Glendale, Reid had a scholarship lined up to play at Stanford to further his playing career.

"At the time, you could talk to colleges and take visits before your bowl game," he explained. "So my last game at Glendale, we go to a little bowl game against Saddleback College. I had already been scheduled to go to Stanford and had been accepted, and then I blew out my knee in that game."

Just like that, Reid's plans had changed.

His good friend and the guy playing next to him along the offensive line, Randy Tidwell, was looking at BYU and mentioned to Reid that he should come with him on his visit now that his future was up in the air. Reid agreed and wound up enjoying the trip.

LaVell Edwards, the iconic coach at BYU who won 257 career games and was inducted into the College Football Hall of Fame in 2004, had already been looking at Tidwell, and after the visit, Reid became part of the package of getting both of them to BYU.

Edwards quickly noticed how perceptive Reid was about playing along the offensive line.

"We'd be out there practicing and working, and there'd be questions coming up on how to pick up a certain blitz," Edwards noted. "I noticed a lot of times [Reid] was helping the guard, the tackle or the center next to him, to make sure they understood what to do if there was some kind of stunt or whatever they did.

"I remember saying at the time that this guy's got an unusual feel and knowledge of the game."

What stood out to Edwards is how Reid wanted to understand more than just his responsibilities.

"He not only learned and knew what his assignment was, but also the reasons why and the concept of what you're trying to do," Edwards recalled. "A lot of players didn't have that concept or ability, but Andy did. He had a feel for it.

"That's one of the things I admire most about him, and it made me think the more I was around him, the more I watched him, I realized this guy could be a very good coach."

At the time, coaching wasn't on Reid's radar.

At different points in his life, he wanted to be a doctor, or even a writer—something he dabbled in

during his time at BYU.

Reid had kept a journal since he was in 11th grade, and during a trip back from Hawaii with the football team at BYU, he was talking with one of the writers of the Provo Daily Herald about his passion for writing. He was minoring in English and the guy asked him if he'd be interested in writing a weekly column for the paper.

Reid agreed to do it.

"I wrote about our guys and had fun with it," he explained. "It was kind of Jim Murray-ish (the legendary LA Times writer who often used humor and wit in his articles). I'm not going to tell you I was a great writer, but it was fun to do.

"I had a dream when I was a kid to write for Sports Illustrated, but it never worked out that way," explained Reid, who would soon find his true calling. "It wasn't until just before my senior year that coach Edwards asked me if I had ever thought about coaching."

That's how it started.

A simple question followed by an offer.

The player who had made it a point to understand everyone's responsibilities, not just his own, and would work with his teammates to make sure they understood what they were doing on any given play, would soon embark on a coaching career that has helped shape the lives of hundreds of others lucky enough to cross paths with him.

"I was very fortunate to play for him," Reid said of Edwards. "He's a tremendous human being and a big influence on me not only as a player, but even now as a coach.

"I talk to him once a week to this day."

Reid became a graduate assistant football coach for BYU in 1982.

"He immediately stood out to me," Mike Holmgren, who was responsible for the graduate assistants at the time, said of his first impression of Reid.

It was Holmgren's first year at BYU after spending the previous three years coaching the quarterbacks at San Francisco State under the legendary Vic Rowen.

Before that, Holmgren had spent the previous 10 years coaching high school in the San Francisco area. Rowen had given him his first opportunity above the high school level.

"It was just his work ethic, his personality," Holmgren added. "I think we just hit it off right away. I gave him more responsibility the more I knew him, and whenever I needed things done in my house or whatever, he'd always volunteer to come over, so we'd work together and we'd laugh together."

Holmgren came to coach the quarterbacks at BYU, and he had a pretty good one to groom after they lost McMahon, who was the No. 5-overall pick in the 1982 NFL Draft by the Chicago Bears.

McMahon would be a two-time Super Bowl champion during his 15-year NFL career.

The young quarterback Holmgren was there to help develop was a guy by the name of Steve Young, who would also go on to a pretty good football career.

The life of a traveling coach begins

Reid stayed at BYU as a grad assistant for just the one year in 1982, and his next opportunity would come through the help of Edwards.

"[Edwards] had hired Holmgren on the recommendation from Rowen," Reid explained. "In return, a year later, it was like a trade out. 'I did you a favor, now you have to take this young guy that has no experience and do me a favor and hire him.'"

"That's how I got to San Francisco State."

Rowen and Edwards were both, at different times, presidents of the College Football Coaches Association. They were on the board together and had known each other forever.

The opportunity for Reid at San Francisco State was about learning how to coach—Rowen had a knack for developing coaches. It was a teachers college and the athletes were non-scholarship, so there wasn't much pay and the coaches had to do a lot of different things to make ends meet.

"Every Tuesday and Thursday, the coaches would sell hot dogs to earn money for the football program," Tammy recalled of that time. "Andrew would sell hot dogs in the middle of the commons, you know, out in the middle of campus."

At the time they moved, Tammy and Andrew had one son, Garrett, but it wouldn't be long before another son, Britt, came into the picture.

Their family would continue to grow with every new opportunity.

"I'd put the boys in the wagon and we'd walk over to campus and get hot dogs," she recalled.

That money went to the football department, so there was still the matter of their own money that had to be made to make ends meet.

Reid was actually umpiring baseball games the night after Britt, his second son, was born.

"He couldn't come visit me until he had umpired three games," Tammy recalled. "They always started after dinner so he would make \$10 or \$15 a game and he did that as much as he could. I remember the night after Britt was born, he came in his gear, wearing the dark navy pants, the light blue shirt, the little pouch with the brush to wipe off the plate, the clicker and he came to see me the next night.

"I was just like, 'Oh, my poor husband.'"

While money was scarce, that didn't stop Reid from having his offensive linemen over once a week to watch film and study.

Each night they came over, Tammy would make Mississippi Mud Pie to feed them.

"We were super poor," Tammy explained. "I can't even stress how much we did not have enough money to do this every week, but Andrew loved his guys and so I would have them over once a week and make it for them."

He was only a few years older than the players he was coaching, but Reid felt like it was important to create a family atmosphere amongst his little faction of the team, so these weekly get-togethers were important to him.

One of the guys at that weekly get-together was Tom Melvin, who was his only senior offensive lineman on that team. Melvin is now the tight ends coach for the Chiefs.

Selling hot dogs, umpiring baseball games, in addition to being a coach—all of this was done because of his love for football.

With a wife, two young sons and a plethora of responsibilities, Reid knew it was important to take advantage of the time he had with Rowen because of all the sacrifices they were making.

"I've got this coach that's tougher than shoe leather, but he was a teacher of coaches," Reid noted. "He'd have a banana, an onion bagel and a glass of water, and this was at 6 in the morning. He'd go 'If you were presented this defense right here, give me the top three runs and the top three throws you would do.'

"Then he had me explain to him how I would coach every player out there. He'd do this every day to me and just grill me. I was just out of college and he'd just grill me and grill me."

This is how one of the greatest coaches in NFL history got indoctrinated in the coaching world.

At the crack of dawn every morning, Rowen, who would develop three NFL head coaches during his time at San Francisco State in Reid, Holmgren and Dirk Koetter, would make Reid explain how he would coach the techniques to every player on the field for multiple plays against multiple defenses.

It's a process that worked, and while this may have been an early link in the chain of Reid's Xs-and-Os development, the next opportunity would be helped along by an old friend—a pattern we'd continue to see, but was only made feasible through a determination unlike anything his next coach had ever seen.

"I knew LaVell Edwards really well," said Larry Kentera, the longtime defensive coordinator at Arizona State.

At Arizona State, Kentera coached the likes of future NFL Hall of Famer and Kansas City Chiefs legend Curley Culp before eventually leaving for a head coaching position at Northern Arizona in 1985.

After three years grinding out a life financially at San Francisco State, Reid learned of an opportunity with Kentera at Northern Arizona, and he asked his old coach and the guy who got him started in coaching, Edwards, to put in a good word for him.

"[Edwards] gave [Reid] a high recommendation," said Kentera.

Edwards made that call, but it wasn't going to suffice for Reid. He wanted this job.

"I no sooner put the phone down with Lavell before it rings again," Kentera recalled.

"Coach, this is Andy Reid. I want this job. I'm interested in this job."

"I said, 'Andy, I'm in a hurry right now. I'm not going to do anything with the job until I get back from a recruiting trip. When I get back from Sacramento, I'll give you a call back.'

What happened next is a reason Reid is where he is today.

"When I get to Sacramento, guess who was there waiting for me when I got off the plane?" Kentera explained. "Andy Reid was standing right there."

"He said, 'Coach, I want that job.'"

Reid had found out what flight Kentera was on and made the two-hour drive from San Francisco to Sacramento to wait for him at the airport.

Kentera had no choice after that. Reid was his guy, although he did follow up with Edwards again just to be sure about a guy that would go to that kind of length to get a job.

It wasn't just coach Reid moving for a new opportunity. Tammy and their two sons would obviously be affected by this life on the move.

"I'd never known a coach, I'd never been with a coach," she explained. "I had no idea what our

lives were going to be like. I was just a roll-with-the-punches kind of girl and I'm a bloom-where-you're-planted kind of girl. So we'd move. I'd get everybody ready, I'd get the house ready, we'd sell the house, do whatever we needed to do, jump in the U-Haul, and we'd just move.

"It was just a part of life. You were so young that you didn't even know that it was crazy, that what you were doing was crazy."

Reid had actually left immediately to begin working in Flagstaff after he accepted the job, which meant it was Tammy's job to pack up the house and get everything their family owned to their new home in Arizona.

Luckily, she had help from one of Reid's former players at San Francisco State and a guy he had brought on as a graduate assistant, Tom Melvin. Melvin helped her pack the house and actually drove the U-Haul with all of their family's belongings to Arizona.

Reid would spend just one year at Northern Arizona, a school his brother, Reggie, attended for a short time, but that amount of time was long enough for Kentera to get an idea of the kind of coach and man Reid ultimately was.

"We had finished our spring ball that year and so I took all of the guys on the bus, we went out to the country, took a lot of drinks and all," Kentera explained. "Once we got out there, Andy came over and sat by me and said, 'Coach, I don't drink.'"

"I said, 'That's okay. I don't care whether you drink or not.'"

"He said, 'You don't?'"

"I said, 'Nope.'"

"He said, 'You know I'm Mormon?'"

"I said, 'Sure, I know you are. I respect you because you don't drink.'"

Reid's Mormon faith has been an integral part of his life since he was baptized on August 2, 1980, as a junior at BYU.

It wouldn't be long before another opportunity came calling.

Dirk Koetter had spent the 1985 season with Reid at San Francisco State as the offensive coordinator, and he had moved on to the University of Texas-El Paso when Reid had left for NAU.

UTEP was an option for Reid at that time as well, but he wasn't interested.

"I said it's a graveyard for coaches," Reid admitted. "I said that and so I went to Northern Arizona. I didn't even want to talk to them."

Then he got a phone call from an old friend a year later.

"I remember Dirk calling when we were in Flagstaff," Tammy recalled. "I remember getting the call and saying, 'Dirk, you better not be calling about another job. We haven't been here but one season.'"

"And he's like, 'Just let me talk to Andy, Tam.'"

"Sure enough, it was for a job, and that's why we only lived in Flagstaff for 11 months, 23 days. I don't know if I'll ever forget that call. I was like, 'Oh my gosh, we just bought a house. We're settled. We have kids. It's great here.'"

"But, you've got to move on."

Reid said the difference for him on UTEP this time around was that Edwards, who was in the same conference as UTEP—the WAC, told him the new coach there, Bob Stull, was doing good things with the program.

So Reid went to interview with UTEP, and after meeting with Stull, Koetter and company, was taken out to lunch by their young strength and conditioning coach, a guy by the name of Dave Toub.

Koetter is now the head coach of the Tampa Bay Buccaneers.

Reid ultimately got the job and left a good situation at Northern Arizona, where he was working with Kentera, Melvin and an offensive coordinator named Brad Childress. Their paths would cross again.

The new offensive line coach after Reid left was Bill Callahan, who is currently the offensive line coach for the Washington Redskins. Within the few years after Reid left NAU, Marty Mornhinweg and Darrell Bevell would also be a part of the program.

Mornhinweg is currently the quarterbacks coach with the Baltimore Ravens, while Bevell, who played at NAU in 1989, is the offensive coordinator for the Seattle Seahawks.

It's an impressive group of coaches to have worked at NAU all around the same time.

"I was just fortunate enough to get these guys together," Kentera explained. "They all went on to bigger things and all, and the reason they got to where they did was because they were that good."

Reid would spend two years at UTEP working under Stull as their offensive line coach.

During that time, Stull noticed how well Reid could manage his players—something that would be a common trait described of the former offensive lineman.

"He had a way that you always knew he was on your side," Stull explained. "He'd get on you, but you knew you probably deserved it. He was never a yeller, a screamer or harsh like that, but he'd get on you pretty good if you weren't doing the right effort and learning what you're supposed to be learning. The offensive line guys really liked him a lot because, again, he was a great teacher. He wouldn't let you get away with anything.

"He worked them hard, but he could also laugh. He could see something funny, they could make fun of him about something and he was all right with that. He had a really good sense about him like that."

In two years at UTEP, team went a combined 17-7 and picked up their first 10-win season in 1988, a year that ended with an Independence Bowl loss to Southern Miss and their young playmaking quarterback—Brett Favre. But soon, the Reid family was on the move again after Stull accepted the head coaching position at the University of Missouri.

The family had grown by one more while they were in El Paso as their first daughter, Crosby, was born.

Koetter was actually offered the head coaching position at UTEP after Stull had accepted the job at Mizzou and wanted Reid to stay with him in Texas, but Koetter ultimately declined the job and they both ended up heading to Columbia with Stull.

Reid would spend the next three years coaching the offensive line at Mizzou.

"It was an opportunity to coach in an awesome conference—the Big Eight," Reid explained. "You're talking about when Oklahoma and Nebraska were at their peak. Colorado was one of the

best teams in the country.”

He was on the sidelines for the infamous “fifth-down” game, in which the University of Colorado and their star running back Eric Bieniemy would be given an extra down with just seconds remaining because of an official’s mistake.

The extra down gave the Buffaloes another chance to score, which they did.

“Eric Bieniemy cheated,” Reid laughingly said about the game.

Bieniemy went on to finish third in the Heisman Trophy balloting that year. He’s currently the running backs coach for the Chiefs.

After three seasons in Columbia, Reid would once again get a call from an old friend about an opportunity.

This time it brought back a conversation Tammy remembered having during a dinner they had years before when they were at BYU.

“We went to dinner at Mike’s and he asked Andy, ‘If I ever get a head coaching job, would you want to come with me?’

“And [Reid was] like, ‘Sure!’”

Well, it happened. Mike Holmgren had just been hired as the new head coach of the Green Bay Packers.

“When I got the Packers job, I phoned Andy first,” Holmgren recalled. “I said, ‘You’re going to be coaching tight ends. You’re going from coaching 10 or 12 guys, down to coaching probably three.’”

The NFL wasn’t on Reid’s radar at the time.

While he had spent a lot of time during the offseason those years at Mizzou driving to Kansas City to talk with Howard Mudd, the offensive line coach with the Chiefs, it wasn’t about finding a way to the NFL. It was about learning as much as he could to develop his guys back at Mizzou.

“I never had that goal,” Reid explained of the NFL. “I know people say that. You’d love to have that opportunity, but I was always big on breaking it down to the things I controlled and not worrying about the things I couldn’t control. That’s the way you’re raised as a lineman I think.

“So I figured if I worked hard and I kept my nose clean, good things would happen.”

Initially, Reid was skeptical about coaching tight ends. He had been coaching offensive line at the collegiate level for the past 10 years.

“When I was at UTEP and we moved to Missouri, there were a lot of seniors, so they were kind of moving on with us, but this was a different deal. None of the coaches were going with me.”

Their fourth child, another daughter, Drew-Ann, was born when they were in Columbia.

At the time the Green Bay offer came along, Tammy was also six months pregnant with their fifth child and third son, Spencer.

All these years coaching and the NFL had never been the goal.

Then, all of the sudden, from selling hot dogs to driving to meet strangers in airports for coaching jobs, it had all come to this—Reid was now an NFL coach.

He had reached the highest level of football in the world, and he was just getting started.

"He just ate all of the saltine crackers."

In his first year as a head coach at any level, Holmgren, who had spent the previous six years with the San Francisco 49ers as quarterbacks coach (1986-88) and then offensive coordinator (1989-91), put together one of the best coaching staffs in NFL history.

In 1992, the Packers had five future NFL head coaches on staff in Reid, Jon Gruden, Dick Jauron, Ray Rhodes and Steve Mariucci. They combined to win more than 550 games in the NFL.

It was an exciting time for a group of young, talented coaches.

"I love football and had a lot to prove," Gruden explained of that time. "Andy had a lot of love for the game and a lot to prove, too. It was all so exciting being in the NFL at a young age, being with Mike Holmgren—the Green Bay Packers—having a chance to show we belonged."

The talent and passion they had for the game manifested itself into numerous competitions between Gruden, Reid, Mariucci and company.

"In our staff meetings, you could throw out ideas on the table, and if it was a good idea, I'd stick it in the game plan," Holmgren explained, "and so, what I didn't realize is they kept track of that. They'd go back and give a hard time to each other about that."

Gruden remembers these times vividly.

"It became a competition between us young guys to see who could come up with the next great play," he explained. "We wanted to impress Mike Holmgren. We wanted him to trust our research and to put that play in the game plan."

"I was oblivious to it, which is kind of funny, actually," Holmgren said laughingly, "but that's one of the things that made the staff great because they were bright guys and they cared a lot."

After five straight winning seasons and a Super Bowl championship in 1996, Holmgren was put to the test of how much he valued Reid being on his staff.

In 1997, Mariucci was offered the head coaching position with the San Francisco 49ers, and he wanted Reid to be his offensive coordinator.

"I said no," Holmgren noted. "I blocked it and said, 'Look, I need you. I can't let you go.'"

At the time, the NFL allowed you to protect or stop one coach from leaving your staff.

"Andy was upset about it and I don't blame him," Holmgren, who was receiving numerous calls at the time from everyone in San Francisco about letting Reid join them, recalled.

Holmgren then made a promise to Reid that he'd help him get a head coaching position and that he'd be coaching the quarterbacks that next season in Green Bay.

"I moved a really good offensive line coach to coach tight ends, then quarterbacks and Brett Favre, specifically," Holmgren noted. "That's quite a jump. That's not easy to do."

Reid had initially made the move to tight ends to learn more about the passing game, and now he was coaching a player who would go on to become one of the greatest passers in NFL history.

It caught the attention of the Packers director of college scouting at the time, a guy by the name of John Dorsey.

"As coach Holmgren was shifting him around and through the process, I just watched him grow," Dorsey noted. "You just saw his ability to handle players and knew this guy was pretty special."

Much like Kentera, Stull and everyone had always said about him before, Reid had just the right temperament to be a good teacher—regardless of the position he was coaching.

“Most of the time, Andy had a clear head and I was the emotional one,” Holmgren noted. “He would have to get in the middle between me and Favre, and he would kind of take a bullet for him. Sometimes I’d lay it on Andy and I’d come down hard on him, but that was kind of the role of a quarterback coach.

“Whether it was Mariucci or Reid, instead of going after the player, sometimes I would go after the coach, and the player would feel bad and then look out for him.”

It was the way Holmgren ran his ship, and with more than 170 career wins, it obviously worked. They were special relationships he had with his assistant coaches, but the one with Andy was always strong—dating back to their time together at BYU.

“They were like sons to me,” Holmgren, who has four daughters, said, “but Andy, I don’t know, we just hit it off. It was just a friendship. I was his boss, but I hope he would say it was a friendship—that’s the way I wanted it to be.”

It’s not hard to see the resemblance between the two either.

“We’re both big guys,” Holmgren laughed. “We both have mustaches. Every once in a while, somebody will come up and mistake me for Andy in the airport, or they would do the same thing and come up and ask him for an autograph thinking it was me.

“So Andy once told me, sometimes [if things were going well], I’d just sign your name.”

Obviously, this was a friendship Reid cherished as well.

“He told me that everything that I’ve ever said he has written down,” Holmgren said. “He had taken notes on everything I’ve ever said. When I worked for Bill Walsh, I took very, very clear notes, but Andy I think took it to the next level.”

Those notes, along with all the others he had taken dating back to his days at San Francisco State, put him in position to be ready for a head coaching position when one might eventually become available, something Holmgren had already said he’d helped Reid with when the day came.

After the 1998 season, Holmgren interviewed with the Seattle Seahawks for a position that, in addition to being their head coach, would include more responsibility on the personnel side.

“When I interviewed for the Seattle job, I was also going to come back and interview with the Eagles,” Holmgren explained. “I phoned (Eagles owner) Jeffery Lurie and said listen, I’m scheduled for the interview, but I’m staying in Seattle, I’m sorry, thank you for everything.

“But here’s who you have to hire—you have to hire Andy Reid.”

Lurie listened, and for the first time in 10 years, an NFL head coach was hired after working as a positional coach, not a coordinator.

Over the next 14 years, under Reid’s watch, the Eagles went to the playoffs nine times, won six division titles and travelled to five NFC Championship games and one Super Bowl.

Doug Pederson, who had spent the previous three years with Holmgren and Reid in Green Bay as a backup to Favre, had the opportunity to play for both in 1999. Holmgren had a place for him in Seattle and Reid had one in Philadelphia.

Pederson ultimately chose Philadelphia, and he’d learn under Reid, both as a player and later as a

coach for eight years, before getting his big opportunity after the 2015 season, serendipitously, in Philadelphia as their new head coach.

"He always kept those spiral notebooks," Pederson noted of Reid. "It's something I learned to do, document your history. He just had volumes of that stuff going back to his early days in coaching. If it's a scheduling issue, like around Thanksgiving or Christmas, he'll look back at what they did three or four years ago in a similar situation and know what to do."

These notes also included practice schedules, Super Bowl itineraries, bye-week schedules and draft philosophies.

He was meticulously organized.

"When you think of him, [you think of] consistency, reliability, hard work and a genuine care about the details," Gruden noted. "You know, as a player, as a secretary, as an offensive coordinator—how we're going to set this drill up. Just meticulous detail and maniacal preparation, along with genuine heart. If you did a bad job, he knew how to deal with you and say the right thing."

"That goes right back to those days at Green Bay, being in there at 3:30 in the morning. He just ate all of the saltine crackers."

"He had a clear vision for how he liked to operate"

After 14 years in Philadelphia and just three losing seasons, Reid was fired by the Eagles on Monday, December 31, 2012.

It was the first time in his 30 years of coaching that he had been fired from a job.

Just two days later, the Chiefs, who had just moved on from their head coach, Romeo Crennel, on that Monday as well, made it their mission to bring Reid to Kansas City.

They flew to Philadelphia Tuesday night and scheduled an interview with Reid that was to last three to four hours on Wednesday at the airport in Philadelphia.

"Not only did Clark [Hunt] come, but he brought everybody with him," Reid recalled of that interview. "It was like the whole front office of the Kansas City Chiefs parked in this private plane area meeting room they had set up. So I got to meet everybody."

Reid recalled his first impression of Hunt at that meeting.

"He was very aggressive," Reid recalled. "He wanted to find out first if I still wanted to coach. Once he found that out and felt comfortable, he made sure that we covered every base."

The Reid family had been through a lot over the previous year, and after 30 years of grinding it out day after day, there was an obvious question as to whether or not he was going to want to take some time to step back and breathe.

"What stood out to me right away was his energy and passion for coaching," Hunt recalled. "I thought he might be ready to take a break, but I could tell from the start that he was ready to go, and we clicked almost immediately."

"I could tell in the interview that he had a clear vision for how he liked to operate, and I think that comes from experience, obviously, but I also think that's just his personality. He communicates very well, is highly intelligent and an excellent teacher."

What was supposed to be a three to four-hour interview all of the sudden turned into a nine-hour conversation, which put Tammy, who was waiting at home, in a strange position when a limo showed up to take Reid to the airport to fly out for an interview with another team.

"I'm sitting there and all of a sudden I look out the door and there's a limo driver," Tammy recalled. "I walk out there and I go, 'What are you doing?'"

"He said, 'I'm here to pick up Andy Reid.'"

"This is hours after he left, so I'm calling him, texting him and I'm getting nothing. I didn't know what to do so I called (his agent) Bob LaMonte, and Bob said, 'He's not going on that interview. Tell the guy to just go.'"

"I said, 'Really?' And he goes, 'Yeah.'"

Reid came home from the interview and talked everything over with Tammy, and ultimately, they decided that Kansas City was the right place for them.

It's a decision that has profoundly affected the Chiefs franchise.

Reid was announced as the new head coach of the Chiefs on January 4, 2013, and just a week later, his good friend from the Packers, John Dorsey, was hired as the general manager.

In the three years that Dorsey, Reid and company have guided the franchise, the Chiefs have put together three straight winning seasons and have had two playoff berths, including the team's first playoff win in more than two decades. Together they have helped establish a winning culture within the entire organization.

For Reid, the ability to have made this transformation started with the leadership at the top.

"I love the Hunts, the entire family and the way they go about their business," Reid said. "I love Clark's leadership ability. He had big shoes to fill and I think he's progressed and taken this to another level in today's National Football League."

"He's a brilliant person. He's got a great mind and he's going to shoot you straight."

In the six years before Reid arrived in Kansas City, the Chiefs had won a total of 29 regular season games. In the last three years—half of that time—Reid has led the Chiefs to 31 wins.

It can't be shot any straighter than that.

One of the reasons for that has been because of the play of quarterback Alex Smith, who came over via trade with the San Francisco 49ers as one of Dorsey and Reid's first moves after arriving in Kansas City.

From their very first conversation, Smith knew it was going to be a good fit with Reid and the Chiefs.

"He asked me if I knew what a '22 Z in' was," described Smith.

The play is a staple of the West Coast offense, and Smith knew exactly what it was.

It signified what their relationship would become over the next three years—a symbiotic pairing of two great football minds.

Smith has thrived under Reid over the past three years, putting up the best numbers of his career and leading the team through a tough start to the 2015 season.

While many people on the outside were doubting the team after a 1-5 start, Reid wouldn't let anyone in that locker room think outside of what they could control.

It's how he's approached everything in his life, and it was going to be what ultimately got them to where they wanted to be.

At home, Reid had the unwavering support of Tammy, who had learned long ago while sitting with her boyfriend's parents at the Holiday Bowl in San Diego, to never doubt that a comeback is possible, regardless of how bleak it might look.

"Maybe people don't know this about me but I'm a very positive person and I have the ultimate trust in Andrew as a coach," she mentioned. "We've been through 34 years of coaching and so I never don't think we're going to win.

"Even when we were 1-5, I was like, 'Everyone needs to calm down. Andrew can do this. He'll figure out a way.'"

The unflappable and even-tempered coach did figure out a way, and in doing so, received the praise of an old friend and mentor for what he was able to help achieve.

"I just told him how proud I was of him and what he did this year," Holmgren said of reaching out to Reid via text after the season, "and that extends to when I was still coaching too. We would play a game against his team and I'd look across the field, and of course we're in a battle that day and we're competing like crazy against each other.

"But also, I just had a great sense of pride about the guys that worked with me and how good they were."

Reid's 172 career wins as a head coach put him at No. 15 on the NFL's all-time list, just two shy of tying Holmgren.

"He never forgot where he came from"

It's been a life of football.

"I owe a lot to the sport," Reid explained. "How many guys get to start playing football when they're 5 years old and then continue that as a profession now when they're 57 years old? It's crazy to think about that and all the people I've had the opportunity and privilege to meet in between.

"I've been so lucky all the way through this whole deal."

While much of what Reid gets credit for on the outside is explained through a final standings sheet or a box score on a Monday morning, the things he's done for his players and his staff off the field and the respect they have for him can't ever be quantified.

It's something that goes beyond the field and something that's real.

Eric Berry's now-famous "Fear nothing, attack everything" slogan was something Reid had said, and it became the rallying cry for the best story in all of sports over the past year.

The things he's done for his staff members, going out of his way to help them in different matters, might never make headlines or see the light of day, but will be remembered forever by those he helped because of his sincerity in helping them for the right reasons.

It's a side of him that most will never know, and it's how he'll be remembered by those who do know Reid the person, not just the guy who stands in front of the cameras and answers questions about football.

There's a depth and genuineness there that only those who have known him the longest can truly appreciate. They know where he came from, how hard he worked, how he treated those before he was Andy Reid, the NFL coach, and how he still values those relationships to this day.

He is the man he is today because of the people he looked up to as a kid, and outside of his

parents and older brother, those were his coaches.

"I had great high school coaches," Reid explained. "They were phenomenal and they cared about the kids like no other. Now that I've raised kids and I've been around more, I see this because I thought it was this way for everybody, and it's not.

"I still talk to my basketball coach, my football coaches—I talk to all these guys from high school. Half of them raised me; half of them were in my brother's class. They saw me as a baby."

Maintaining those relationships keeps him grounded and allows him to never lose sight of how he got to where he is today.

"One of the things we've always said about Andy that is so hard to find, is that Andy never forgot where he came from," Kiwan, who has known Reid longer than most, said. "He maintains his relationships with the guys he played with in high school and even his old coaches.

"It's something that you just don't find with someone in his position. You just don't find that."

His position is one of the best coaches in the league right now, and when it's all said and done, probably NFL history. Currently, only 14 head coaches have ever stood on an NFL sideline and shook hands victoriously more after a game than Reid.

With another 11-win season in 2016, Reid would enter the top 10 in all-time wins.

He's already in rare company, but it's the way he's done it that has earned him respect across the league among his peers.

A few years ago, Reid made his way back to John Marshall High School as he was inducted into their Hall of Fame. In the trophy case, there is the Andy Reid Trophy, given to the school's best offensive lineman each year.

That school is part of his foundation—a building block of the man he is today.

The field at John Marshall High School was a stone's throw away from his house, and it didn't take much convincing for Reid and his friends to hop that 15-foot fence and to play on what used to be a mostly dirt field (before they became sophomores and played on it for real).

Now, his kids don't have to hop a fence to find a field to help lay their own foundations.

His son, Britt, who was born in San Francisco when Reid was out selling hot dogs to make ends meet, works as an assistant defensive line coach for the Chiefs.

"I think that it's awesome that he has an opportunity to learn from great coaches," Reid said of Britt. "Tommy Brasher, Bob Sutton, Gary (Gibbs) and Emmitt (Thomas), these are coaches that have been around the profession, so for a young guy getting into coaching, what great examples here that he's been lucky enough to be surrounded by."

Reid's other son, Spencer, who's currently a student at the University of Utah, was able to be with his dad on the sideline for the playoff win in Houston.

"Just to see your husband next to your sons, it's awesome," Tammy said. "All the pictures we have of them hugging after games, just to know that they're with their dad and that they get to share this joy together. It's emotional."

For Tammy, the life of a coach's wife isn't easy, but it's one that she has loved since her husband accepted that first job in San Francisco.

"I'm the head coach of our family," she explained. "Even though he is the patriarch and does all

these great things for our family, I kind of run everything when he's not around. I let him know where he's needed and what's going on with the kids.

"I also try and take care of him."

After seven stops in this journey, from the West Coast to the Midwest to the East Coast and back, the Reids have enjoyed the last three years in Kansas City.

"We love it here," she explained. "The people are so nice and kind and happy and respectful. I just love the values and the morals of the Midwest. Andrew isn't able to be out in the community like I am because he's working so much, but I'm just out in the grocery store having a great time talking to people in line."

It's a balance they have figured out together.

"It's not just the time he spends working," Tammy explained of what drives her husband. "It's how much he cares about his players and the team and doing everything in his power to help them be successful."

The man known for his work ethic, sincerity and staying true to his roots, often seen in Tommy Bahama Hawaiian shirts, has proven that in a cutthroat business like the NFL, relationships and how you treat people ultimately matters.

"I love the fact that of all the coaching jobs that I ever had, I'm talking from college to the NFL, I've been able to spend more time with my family coaching for him than anyone I've ever worked for," the assistant head coach and receivers coach, David Culley, said of Reid. "It's important to him."

The only thing that would ever trump his love for football is the love for family, and that extends to those he works with.

"He's a very Christian-type man and he cares about people," Holmgren said. "If you've bumped into him somewhere along the way, or created a friendship with him, it stays forever."

It's a life bred of a deep love for the game of football, the respect of those who have come before him and a love for those who helped him along the way.

"He's a historian," Dorsey added. "I bet you he's got his very first playbook from BYU. He's got playbooks upon playbooks—the depth, the knowledge, he has all of that, but at the end of the day, he's got a good heart."

"He's a good man, and to me, that spells it all."

(John Dorsey)

The Life and Career of Chiefs GM John Dorsey

BJ Kissel
Chiefs.com
September 13, 2016

There were 156 names on the piece of paper - one given to each person in the two adjacent rooms on the second floor of Blum Union on the campus of Missouri Western State University at training camp.

The names were of the 90 players currently on the Kansas City Chiefs roster, a few former legends, such as Len Dawson, Buck Buchanan, Bobby Bell and Willie Lanier, among others, and also included everyone on the football operations staff - from the assistant coaches, to the trainers and security personnel.

It was a quiz, and general manager John Dorsey gave it to members of the communications, video, digital, photography and public relations departments.

For anyone who has ever spent much time around Dorsey, who is entering his fourth year as general manager of the Chiefs, there's a good chance he's asked you a question about NFL history, quizzed you on different college coaches or some random facet of the game that's been the center of his life's work.

But on this particular summer afternoon, everyone was told to fill out this piece of paper and write down the colleges attended of the people listed on the paper. They were given 15 minutes.

It was his way of having fun with everyone.

Dorsey, whose body language and mannerisms as he walked around showed that he couldn't wait to collect and grade them a bit later, always finds a way to interact with everyone in the organization in the best way he knows how - with a combination for his love for the game and a little bit of humor on the side.

This is a man who led an NFL personnel staff in its first year to overhaul a roster that ultimately pulled off the greatest single-season turnaround in franchise history, a nine-win improvement from a 2-14 record in 2012, to 11-5 in 2013.

Last year, the team won a franchise-record 11 straight games, including the first Chiefs playoff win in more than two decades.

On the field, Dorsey's successes are well documented, and off the field, he's passing as well.

This written test, which he did grade and score and later shared with everyone, is just one example of how Dorsey's interactions stretch far beyond the high-level decision-making that comes with running one of the NFL's most historic franchises. It's more than that because it's important to him that he helps develop a culture of inclusion among everyone in the organization.

Dorsey can often be found wandering around the offices in Kansas City and chatting with different members of different departments. He'll leave voicemails for staff members on their birthdays and takes his positive outlook everywhere he goes.

He's accessible, and that ability to relate with everyone from a customer service representative on the third floor of the Chiefs offices to some of the most powerful people in football is why he's found success.

"You want to talk about a relationship facilitating a contract," Tom Condon, who heads up the football division of Creative Artists Agency (CAA) and is widely known as one of the most powerful agents in the NFL, explained of his history with Dorsey. "We went out to dinner and finished Alex Smith's deal. It was just the two of us, and that was because I trusted him and knew we could do something without going through the typical machinations that go on with most of these contract negotiations."

In what ultimately became one of the biggest moves of Dorsey's Chiefs tenure thus far, he sat with Condon at Aixois restaurant in the Brookside area of Kansas City and was able to hammer out the necessary details of a contract over dinner.

Some things didn't have to be discussed because Condon trusted Dorsey, which is a theme among the most powerful agents in football.

Since that move, Smith has gone on to win more games under center for the Chiefs in his first three years than any other quarterback in franchise history.

Dorsey's laidback approach and way of doing business serves him well in this arena, and it also fits in well with the players, particularly Smith.

"[Dorsey] has joked with me from day one, throws (verbal) jabs and pushes, talks crap," Smith laughed. "He's funny and has a great sense of humor with it. He comes into our meetings and he's on the practice field. He's approachable."

Dorsey joked that his first conversation with Smith after the trade may have started over something like asking Smith, "Are you scared?"

It's something Smith couldn't remember or confirm but said it probably wasn't far off. That's just his personality.

Another example of Dorsey's reputation around the league helping facilitate a move was with right tackle Mitch Schwartz, who was surprisingly let go by the Cleveland Browns this offseason after they pulled a contract offer and made him available.

Schwartz's agent, Deryk Gilmore of Priority Sports, echoed the same sentiment as all the others in that Dorsey is easy to work with because "there's no dancing" with him.

Dorsey's professional relationships led to a personal one during his time working with the Green Bay Packers, and it's what initially connected him to Kansas City and later helped make the decision to take the Chiefs job a little easier.

One of Dorsey's friends within the scouting community, Lamonte Winston, a longtime personnel staff member with the Chiefs, wanted to help his wife, Claire, set up Dorsey with a friend she was studying for the bar review with at the time. Her name was Patricia, or Trish, as her friends call her.

They reluctantly agreed, and despite her blowing off the blind date attempt on two separate occasions, they met at Jack Stack barbecue in Kansas City one night.

"I thought he was very gregarious," Trish recalled of that first date. "He was a gentleman."

It's a relationship that began in one of the most iconic restaurants in Kansas City more than two decades before one of the most iconic football organizations in the NFL brought them right back full circle.

"I think people respect the fact that he's meat and potatoes," Trish said of her husband's ability to be transparent and honest in a business that's routinely described as anything but.

Those who know Dorsey best will describe him simply as a "football guy" and family man, who

would rather be fishing with his family in Door County, Wisconsin, which is the strip of land sandwiched between Green Bay and Lake Michigan, or watching film of a prospect somewhere.

This balance of family and success is derived from a work ethic developed from watching his father, Walter Dorsey, back home in Leonardtown, Maryland.

While he'll often be referred to as "Dorse" around the Chiefs offices, to those who have known him the longest, he's simply known as "John Michael."

That's what the people back in Leonardtown - a small waterfront town that sits on the Northern end of Breton Bay off the Potomac River - still call him to this day.

It's an area rich in history that's tied to the beginning of our country as St. Clements Island, which sits just a couple of miles up Breton Bay in the Potomac, was just the third settlement in America behind Jamestown and Plymouth Rock. It's also where the country's first Catholic mass was held.

Dorsey's family lineage can be traced all the way back to the first landing at St. Clements Island back in 1634, and the history was never lost upon his family, which has deep political ties to the area.

His great grandfather, Walter B. Dorsey, was first elected to the Maryland House of Delegates in 1911. His grandfather, Judge Philip H. Dorsey, was a Circuit Court Judge who was elected senator in 1926 and the House of Delegates in 1930 and 1934.

His father, Walter, was first elected state attorney in 1954, then elected to the state Senate in 1958. He was elected state attorney again in 1982, 1986, 1990 and 1994.

"His father, who happened to be one of the best attorneys in St. Mary's Country, did a lot of things for people and never charged them," Joe Stone, a family friend, explained. "He was always looking out for the ordinary guy."

"John's father was his idol," Trish explained. "He always wanted to impress his dad - Walter Dorsey was larger than life."

Dorsey's mom was a housewife who later in life became the police commissioner after she had remarried. Dorsey's parents divorced when he was a teenager, and after that, his time was split between Annapolis, where his mother moved when he was in ninth grade, and Leonardtown, where his dad stayed.

Dorsey would always come back to Leonardtown, which is only about 60 miles from Annapolis, for a few months in the summer to stay with his dad.

That's where he learned the value of hard work, as he always had to find a job during the summer. Dorsey spent different summers brick laboring, working on a tobacco farm, cutting grass and later even painting oil barges at a refinery to make extra money.

When he wasn't working, Dorsey was often found by the water.

"John likes to refer to his childhood as a Huckleberry Finn childhood," Trish explained. "He was always outside, he was always playing. Friends of his family would joke about how many trips to the [ER] John took because he really played hard when he was little."

"If I had to do it all over again, I'd probably do it the same way," Dorsey explained. "You were exposed to a lot of different things that you probably aren't exposed to today. You got to explore and be a young man."

Dorsey recalled how he and his friends used to make a little money down by the water when they were about 10 years old.

"There were about 20 piers that stretched for a mile and a half," Dorsey explained of his hometown. "In the early mornings, we'd catch hard crabs off the piers, and by the time we finished, we'd have about a bushel. When the tide went out, we'd walk along the grass beds on the shore and get the soft crabs, probably a couple of dozen or so.

"We'd take them all up to the town and sell them to the seafood man for like 10 bucks."

Dorsey grew up with his older brother, Phil, and sister, Helen, both of whom still live back in Leonardtown.

Phil is an attorney while his sister is active around St. Mary's County with many causes.

"She wants to save the bay," Dorsey explained of Helen. "She wants to save the historical society. She's just got one of those hearts where she wants to save everybody and everything."

A lot of what Dorsey did as a kid somehow revolved around the water, where he spent most of his time, but sports were always a part of the picture for John and his brother.

"In our neighborhood, you get the Baltimore Sun on one side of the street and the Washington

Post on the other," Phil explained. "So his idol was (former Baltimore Colts linebacker) Mike Curtis, and mine was (former Washington Redskins linebacker) Chris Hanburger, and we'd go to opposite ends of the yard and just run into each other - tackle each other."

The Dorsey family had a history of attending military school, which started at Leonard Hall Junior Military Academy in Leonardtown. That's where Dorsey went to school for grades five through eight.

"Every boy in my family for the last three generations - probably past my grandfather, they've always gone to military school," Dorsey explained. "My father, my brother went there, and I went there."

This is where he first started playing football, but Leonard Hall didn't have schools in the area to play against, so they'd play JV teams from the area high schools.

"We didn't know any better," Dorsey, who got kicked off the first football team he was ever on because they found out he was too young to play at 8 years old, explained. "I've always played against older guys."

After finishing high school in the Annapolis area, Dorsey spent two years at the historic Fork Union Military Academy in Virginia, where he played football for the legendary coach and longtime Commandant, Robert "Red" Pulliam, who passed away in June of 2015.

"[John's] a guy at practice who always wanted to take on the biggest guy and wanted to prove to everybody that he was the toughest guy out there," Mikey Sullivan, an assistant coach at Fork Union, explained. "The way he played was far and above his amount of talent."

"He was a little undersized but had a big heart, and he played like that at Fork Union. He did very well for us."

Maybe it was all of those times of pretending to be Mike Curtis with his brother that developed Dorsey's toughness on the field, or perhaps it was some kind of intrinsic motivation to come out of the large shadow cast by his father's political life, but Dorsey was good at football.

The decision to go to Fork Union and be introduced to Pulliam, who turned out to be one of the most influential people in his life, was pivotal in Dorsey getting to where he is today.

"Coach Pulliam was a very unique person for all of us," Sullivan, whom Dorsey explained as being

a "mini-me" of Pulliam, said. "He had an unbelievable ability to make you believe in yourself - believe you are capable of achieving greatness, and at the same time, hold you accountable for everything you did.

"He was such a good person. You were afraid to ever embarrass him or let him down."

Pulliam spent 40 years in some capacity at Fork Union, most notably as its head football coach and longtime Commandant. He compiled a remarkable record of 170-69-7 during his 26 years as the head coach, serving as director of development, chief operations officer and later as a member of the board of trustees after he finished coaching.

Fork Union has seen more than 80 of their alumni drafted into the National Football League, including quarterback Vinny Testaverde, running back Eddie George, receiver Mike Quick and Dorsey himself, among others.

"For every kid that walks through our doors, if they grow up to be successful fathers, husbands or contributors to society, we won," Sullivan explained. "And with John Dorsey, we won again."

Dorsey was inducted into the Fork Union Military Academy Sports Hall of Fame last June.

Following a two-year standout career at linebacker at Fork Union, Dorsey originally committed to North Carolina, but he changed his mind after being told he wouldn't play until he was a junior. Now free to go where he wanted, Dorsey opted for Connecticut thanks to a connection with an old college teammate of his father at Western Maryland.

Dorsey began his college career as an outside linebacker.

"When I was a freshman, I was on the 'look' team, and we'd give them a good look, like a real good look," Dorsey laughed. "It was like week three or four when I really knew I could play with these guys. And so finally I got the trust of the coaches and they finally decided to put me in there and they put me on the outside."

It wasn't until later that Dorsey would move to a different position, and it ultimately changed his life.

"I think the defining moment [of my career] was when they shifted me to an inside backer," Dorsey recalled. "That kind of changed the whole dynamic of everything."

He explained why he liked playing on the inside.

"You can make more tackles," he laughed. "We faced a lot of Wing-T teams back then, and they could run away from you on the outside but they couldn't run away from you on the inside."

Jan Norris, a next door neighbor, who had actually babysat Dorsey as a young kid when she was a teenager, remembers travelling to many of his games in college.

"His father was scared to fly," Jan explained. "So I got invited to go along with Walter a lot because he wanted somebody to drive him. Luckily, I was able to go along quite a bit because he wanted to go to every game he could to see John Michael play."

Dorsey was a four-year starter (1980-83) for the Huskies football program and was twice named the Yankee Conference's Defensive Player of the Year (1982-83). He still ranks as the all-time leading tackler in program history with 495 career tackles and holds the single-season record with 184 tackles (1983).

After a stellar college career, which recently landed him on the College Football Hall of Fame ballot, Dorsey was drafted by the Green Bay Packers.

At the time, he thought he was going to the Miami Dolphins, but fate had other plans.

"First thing I noticed was meeting Forrest Gregg - going, 'Holy crap, that's Forrest Gregg,'" Dorsey explained of arriving in Green Bay. "That was a big deal to me."

Gregg was a six-time Super Bowl champion who played for 16 seasons in the NFL and is a member of the Pro Football Hall of Fame. He played collegiately at Southern Methodist University (SMU) in Texas, where one of his college teammates was Lamar Hunt, founder of the Kansas City Chiefs and the American Football League (AFL).

When Dorsey was drafted with the No. 99 overall pick in the 1984 NFL Draft, Gregg was the head coach and de facto general manager for the Packers, while former CEO Bob Harlan handled the contract side of things.

A fierce linebacker with an affinity for history, which makes sense considering the lineage of his family and hometown, the opportunity to play for an organization like the Packers meant everything to Dorsey.

"You run out on the field, and then you look over at the alumni section and you quickly understood what it meant to be a Green Bay Packer," Dorsey recalled. "When Otis Anderson was knocked out

of bounds, he was in front of the alumni section and the next thing you know, Ray Nitschke's pointing at him, yelling, 'Get up, this is our sideline. Get back to your huddle.'

"You're going, 'My God, it still means something to these guys.'"

It didn't take long for Dorsey to find a role with the Packers, amassing 35 special teams tackles in 1984, which still stands as a team record.

"He was like a lot of guys in a sense of - and I was one of these myself, a good old fashioned [try hard] guy," Larry McCarren, a former teammate with the Packers, explained. "I don't say that in a derogatory sense. It's more admiration because everybody respected John.

"While he wasn't the most gifted or talented guy on the team, [Dorsey] was the guy you could count on to do his job, and to do everything in his power to accomplish that job."

McCarren, who played center, vividly remembers practices against the former "try-hard" linebacker.

"When you took a peek to see who you had to go up against, and it was Dorsey, you knew it wasn't going to be fun," McCarren recalled. "He's going to hit you, and he's going to hit you with everything he's got. There was no such thing as a [brother in-law] play with John.

"If you were going against him, regardless of drill - and there was a lot more rough stuff in those days - you better bring your work gloves, because he's going to be wearing his."

During his five-year career, Dorsey had 130 tackles, 2 fumble recoveries and a pass defended. Most of his value came on special teams, where he led the Packers in tackles in three of his first four seasons, which helped him earn the nomination to be the Packers special team's captain.

Dorsey was also voted as the Packers "Man of the Year" in 1987 because of his contributions to the Green Bay community, which included heavy involvement with the Wisconsin Cystic Fibrosis Foundation.

After suffering a knee injury during warmups of the season opener in 1989, Dorsey was placed on IR and missed the season.

He would never play football again, but former Packers chairman Bob Harlan, who wrote Dorsey's first contract and had grown to respect the man who maximized every bit of his potential, believed in John - the person well enough to offer him a position in the scouting department if he wanted to

stay in football.

"I thought he had the personality to form good relationships with the coaches on the college campuses," Harlan recalled. "I just had a great deal of confidence in his future. He had great people skills."

Two years before they won Super Bowl XXXI back in 1996, the Green Bay Packers personnel staff used to take frequent trips to Appleton, a town 30 miles to the southwest of Green Bay and home of the Appleton Foxes, a minor league baseball team affiliated with the Seattle Mariners.

They would spend so much time grinding through film leading up to the draft that their boss, former Packers general manager Ron Wolf, thought it was best to get out and spend some time together.

"It was a moving office," Dorsey explained of those trips with Wolf - his mentor, who was inducted into the Pro Football Hall of Fame in 2015. "When Ron said, 'Lets go for a drive,' it meant he wanted to talk."

Those drives often led to Appleton, and whether or not it was Dorsey, or any of the other four members of his personnel staff who are now general managers around the league - John Schneider (Seattle Seahawks), Reggie McKenzie (Oakland Raiders), Ted Thompson (Packers) and Scot McCloughan (Washington Redskins) - Wolf's goal was to talk business in a relaxed atmosphere.

"Whether that helped or not, I don't know, but we did that," Wolf explained. "What helped was we got to watch Alex Rodriguez start his career."

Rodriguez had been the No. 1 overall pick in the Major League Baseball Draft by the Mariners the year before, and he was playing for the Foxes.

These NFL personnel guys were just two years shy of putting together a roster that would become a Super Bowl champion, which meant some of the decisions made and discussed during these trips were paramount in achieving that level of success.

At that time, Dorsey had been a scout for only a few years, but he was beginning to make his mark with one of the most talented personnel staffs ever assembled.

Although in Dorsey's eyes, this all almost never happened.

Soon after Wolf was hired in 1992, Dorsey remembers the first conversation they ever had. He was scouting at Rutgers and watching some film when he received a phone call.

"Some guy named Ron Wolf is on the phone for you," someone told Dorsey, as he recalled.

Dorsey thought he was getting fired.

"John, this is Ron Wolf calling, how are you doing?"

"I'm doing pretty good Mr. Wolf, how are you, sir?"

"Do you know how to work these computers?"

"Well, yes sir, I do."

"OK, good. Get on a plane, come back here and show me."

That was the first conversation between Dorsey and Wolf, and years later, the impact he would have on Dorsey's career and the careers of the other future NFL leaders in that room cannot be understated.

"I attempted to instill in each and every one of them how important it is to remember the guys that came before you," Wolf explained. "I was very fortunate that the people who came to work for me adapted to my style, and they really and truly did a tremendous job."

In 1992, Wolf hired head coach Mike Holmgren and traded for Brett Favre, then signed free agent defensive lineman Reggie White a year later in 1993, and it was those three moves that ultimately paved the way for his path to Canton and the Pro Football Hall of Fame.

If you ask Wolf, he'll be the first to tell you that all of their decisions were made as a group, and that one of his biggest accomplishments in Green Bay was surrounding himself with such talented and driven evaluators who weren't afraid to speak their mind.

"This is not their pick; this is not my pick," Wolf explained of his process. "It was our pick. It's a pick from the Green Bay Packers, and no one's feelings could get hurt."

"He was willing to teach you everything you wanted to learn depending on how far you wanted to take it," Dorsey explained of his mentor. "We learned decisiveness. We learned of the depth on how to build a team, how to work with coaches, how to build a draft board, how to communicate

and make hard decisions.

"And ultimately, how to make the pieces work, and if they didn't work, how to find a solution to whatever lies ahead of you."

The respect was mutual between Dorsey and his mentor.

"If we needed an answer to a question, he would get that answer," Wolf recalled of Dorsey as a young scout. "He wouldn't quit until he had an answer or until we had a problem solved."

It's the work ethic driven by watching his father all those years back in Leonardtown manifesting itself decades later in the prism of a football team.

Dorsey recalled one night he was working late with Schneider before the 1995 NFL Draft, and it was about 5:00 p.m. when Wolf came to them with a task.

"I want that box done by tomorrow morning," Wolf said to them, pointing at a hanger box full of almost 600 VHS tapes.

It was going to be a late night.

"Schneider and I stayed there till 3:30 a.m., and we watched every tape," Dorsey recalled. "We found one player and we drafted him - running back Travis Jervey."

Jervey, who played collegiately at The Citadel, was selected by the Packers in the fifth round of the 1995 draft with the 170th overall pick. He made the Pro Bowl in 1997 as a standout special teams player and actually laid one of the first blocks that sprung Desmond Howard's 99-yard kickoff return touchdown late in the third quarter of the Super Bowl, which gave the Packers a 35-21 lead and ultimately sealed the victory.

Dorsey spent six years as a scout for the Packers before being promoted to director of college scouting in 1997. It's a position he held for only two years before leaving to join Holmgren in Seattle in the same role in 1999.

Dorsey returned to Green Bay after just one year.

At the time he was in Seattle, he had two young sons, Bryant and Austin, who were teenagers and would soon be entering high school.

"I thought it was important for them to have their father around," Dorsey explained, "so I decided to go back to Green Bay and make sure I saw those kids grow through their high school years."

Bryant is now a district attorney back in the Green Bay area, while Austin lives in the area as well and is a commercial and residential electrician.

"They love it there, and they've turned out to be really good young men," Dorsey explained of his two oldest sons. "So that makes me proud."

After Harlan retired in 2008, he always made it a point during the Packers home games to sit with the personnel staff because he really didn't feel like sitting with the executives.

"John always had a seat for me," Harlan explained. "He kind of took care of me."

When Dorsey first got permission to interview with the Chiefs after the 2013 season, which is one of only two jobs he always said he'd ever leave for, Harlan was one of the first people he called.

"I remember the first thing I said," Harlan recalled of that conversation. "I told him, 'It's a class organization that has a wonderful fan base. I've known the Hunt family for years and respect them tremendously. I think you've got to take it. I wouldn't hesitate for a second to tell you to take that job.'"

The opportunity to come to Kansas City also meant something to Dorsey's wife, Trish, who grew up in the small town of Abilene - which sits just an hour to the west of Manhattan.

Trish attended the University of Kansas and got her law degree from Washburn, and she continued working for a Kansas City-based law firm even when they were living in Green Bay.

"I was thrilled by the possibility of it, but I know football is a very complicated business," Trish, who remembers being in the kitchen at their home in Green Bay when John called and told her of the opportunity, explained. "And so, I was very excited but tried to keep my bearings about it. It just seemed impossible that all the stars would line up for us to come back."

Just a few days later, Dorsey called Harlan to give him the news.

"Quite honestly, I would have been disappointed if he hadn't taken it," Harlan recalled.

It wasn't the first offer Dorsey had to become a general manager, or even the second, but it was the one he was waiting for.

Wolf, who retired in 2001, has his handprints all over the NFL right now with five of his former protégés holding general manager positions, not to mention that his son, Eliot, is currently the director of football operations for the Packers.

"It means a great deal to me," Wolf explained of the success of those who worked for him. "You've got four of the five guys in the playoffs last year. There's no substitute for hard work, and they're enjoying the fruits of their labor now. Like I said, there's only so many of those jobs in the NFL, and five of them came from here.

"I'm very, very proud of that."

In Kansas City, Dorsey was able to reunite with a coach who had been with him in Green Bay for nine years (1992-99), Andy Reid.

"Back then, we were both in lower positions, about as low as you could be in both of our jobs when we first started off together," Reid recalled. "We've been able to last a little bit in this business, and so you'd hope you have the opportunity to be a GM, and you hoped to have a chance to be a head coach, so it's worked out for both of us."

From the beginning, Dorsey impressed those within the Chiefs organization.

"His enthusiasm for the opportunity came across even before that interview," Chiefs chairman and CEO Clark Hunt said at the time. "I had a chance to speak with him on the phone a couple days before that (interview), and he expressed how excited he was that I was reaching out to him. In his interview, although it went on for a while, he showed a high degree of enthusiasm the whole way.

"I know he has had chances to go other places, and for whatever reason, he decided not to, and I am thrilled that we were able to attract him to the Chiefs."

"It symbolizes everything I believe in," Dorsey explained of joining the Chiefs. "From the proud tradition, to the fan base, to the ownership. I mean, everything matched what I thought was important in professional football."

"The immediate impression, especially in that context, was that he's a football guy," Chiefs president Mark Donovan recalled of Dorsey's interview. "You can argue different approaches to what the GM has to handle, but he has a passion for it."

Those who had known Dorsey for a while, like his friend Hans Schaup from Green Bay, had no

issues putting their money on the line knowing the kind of success Dorsey would have sooner rather than later.

"I became a Chiefs season ticket holder that April," Schaup explained. "[Dorsey] gave me the number to call, and now I have four seats right on the 30-yard line behind the Chiefs bench. That's how much confidence I have in [Dorsey] and Andy [Reid] turning around the ship."

In just a short time, Dorsey has taken the lessons he learned from Wolf, and just like Schneider in Seattle, McCloughlan in Washington, McKenzie in Oakland and Thompson in Green Bay, made them fit with the Chiefs.

"I think we tweak it to our strengths and weaknesses," Dorsey explained of his philosophy. "We all put our own stamp on it, but the blueprint is there. I've always said, 'We're 85 percent Atlanta Braves, and 15 percent Oakland Athletics.'

"Touch it, feel it, smell it - Braves. Analytics - Athletics."

Dorsey is more of an eye-test guy, and it has served him well throughout his career and particularly over the past couple of years overhauling a roster in Kansas City.

"I remember the first year, we had a lot of circles up on the board," Reid explained of the personnel staff he uses to analyze the roster. "This year, there aren't those 'circles,' so that's a good thing."

One of the most valuable lessons Dorsey learned while working for Wolf was that everything was in the details. That showed itself in many ways, particularly leading up to each NFL Draft.

As they would set their draft board each week, the scouts would have to take turns setting the board under the watchful and detailed eye of Wolf.

"[Wolf] would go down every team's board, and he would know every tag," Dorsey recalled. "If it was your week to do the board, God help you if you can't find those mistakes. Every week, once a week, he would come in there and find a mistake and go, 'I think so and so is not in there. I believe that number's wrong. I believe he ran a 4.48 not a 5.28.'"

It was an amazing display and goes to show you the level of detail Wolf had throughout his career, and it's a process Dorsey has kept for the next generation of potential general managers on his staff.

"We still try to adhere to that principle today with the young scouts," Dorsey explained. "And they'll tell you, we still do that. Jimmy Noel and Matt Donahoe, we still get them on that board."

Dorsey's right-hand man with the Chiefs is Chris Ballard, who left the Chicago Bears after 12 years in their personnel department to join Dorsey in Kansas City.

"I trusted him," Ballard, who first crossed paths with Dorsey while scouting at Louisiana Tech back in 2000, and then later on, when Dorsey helped organize the Hula Bowl, a college football showcase that ran for more than 60 years before ending in 2008, explained. "Especially just knowing a lot of the people I knew in Green Bay, knowing [Dorsey], and knowing what he stood for and what kind of man he was, it made it an easy decision."

Ballard, who is widely considered one of the top evaluators in the game as well, has learned plenty from his mentor over the past four years in Kansas City.

"I've learned from John that there's always a player out there and you've always got to continue to dig and look, and you can't be scared to bring that guy on your team," Ballard explained. "You've got to be aggressive. If you think this guy's better than somebody that you have, you've got to be willing to make the move. We're not drafting for our egos. We are drafting for the Chiefs and I've learned that from John."

"It doesn't matter what anybody else thinks. It only matters what we think in that room because at the end of the day it's the Chiefs' pick."

One of the most recent moves that's attributed with the success of the personnel staff was the decision to draft the NFL's reigning Defensive Player of the Year, cornerback Marcus Peters.

"One thing about [Dorsey] is he never makes it about him," Ballard explained. "It's about us. It's about that room - the coaches, the scouts, and all of us getting it right together. At the end of the day, that's what always stays. Even when he has a strong belief in a particular player, he wants to get everybody on board with it."

In the case of Peters, Dorsey wanted to get everyone on board.

"He absolutely, unequivocally wanted Peters," Ballard recalled of the work leading up to that draft. "I give him a lot of credit for that because everybody tried to poke holes in his steadfast belief that this kid was a good kid at heart and was going to be a great player for the Chiefs."

"And he was right - he was dead right."

After a Pro Bowl season and plenty of hardware and accolades for his rookie season, Peters' relationship with Dorsey is one of mutual respect.

"We understand each other," Peters explained of him and Dorsey. "When we need to talk, we talk, but I love him. He's a cool dude."

Whether it's hitting on a first-round pick or a slew of waiver-wire pickups, as was the case back in 2013 when the Chiefs picked up seven players after rosters were cut down to just 53 players, Dorsey showed you can build depth of talent in any number of ways.

Three of those seven players are still on the roster, and two of them, safety Ron Parker and defensive lineman Jaye Howard, are starters for a defense that's allowed the second-fewest points in the NFL over the past two years.

Both of those players have also earned multi-year contract extensions from Dorsey and the Chiefs.

"That was probably one of my most fun days in scouting," Ballard recalled of that waiver-wire period back in 2013. "I've never been a part of something where we had to claim so many players and found so many players."

Ballard has also learned from Dorsey how to deal with missing on a player.

"We might make a decision that we'll back away and have to move on from because it's not the best thing for the team in the long run, and that stings every once in a while, all of us," Ballard added. "I mean, we're going to have players that we don't get right, but at the end of the day, we're going to find the right players for the Chiefs, and [Dorsey's] outstanding at that."

Dorsey often describes himself as an "eternal optimist," which is an apt description for a man who had his fair share of blue-collar jobs growing up, and he's taken that same attitude to what many would consider a job that's far from blue collar.

"The one thing I don't think people realize is, those years in the trenches, those years scouting on his own in a rental car in the backwoods of Mississippi or Georgia, or wherever, trying to do the extra piece of research on a certain player," Donovan explained. "The work he put in and his understanding of how important that work is, that little detail, which says, that's why you don't draft

that guy, or that's why you do draft that guy - those are his best stories."

Getting that blue-collar attitude out of Dorsey is easier said than done.

"We had to deal with it this offseason," Donovan laughed. "He's a general manager now, and to start taking off and going to some back neighborhood to talk to friends of a potential player may not be what he needs to do right now.

"He's still trying to do the things that he used to do as a scout because he knows the importance of the little details."

In the world of professional football, which is often portrayed as anything but honest and forthcoming, Dorsey's reputation, described as "flawless" by NFL super-agent, Tom Condon, stretches across the spectrum of people he's worked with over the years.

"If he tells you something is blue today, it's going to be blue tomorrow," Tony Paige, the executive vice president of football for Perennial Sports and Entertainment, said. "It won't be blue today and green tomorrow. He's a straight shooter - always has been."

Paige played nine years in the NFL and first became friends with Dorsey when he was a fullback for the Detroit Lions at the same time Dorsey was playing with the division-rival Packers.

"He's one of the best and most talented evaluators I've ever known," Paige added. "I've been an agent for more than 20 years and in this league for more than 30, so I've got a lot of respect for the guy.

"Nobody watches more film than him."

Beyond the film room, Dorsey has earned his reputation by being genuine with people, regardless of whether they're interns during training camp or parishioners at his church.

"He's really concerned about the character and giving people a chance," Bishop Bob Morneau of the Resurrection Church of Green Bay, explained of Dorsey, whom he'd grown close with all those years Dorsey and his family lived in Green Bay.

Morneau remembers watching Dorsey chase around his two youngest children, Jack and Catherine, in the narthex during mass on Sundays because as Morneau said, "they were a little rambunctious" and had to step out.

"I just remember how attentive he was to the children and how loving," Morneau recalled, "and then I was just impressed with his character. He's always been a gracious man - a man of great moral character."

To this day, Dorsey considers Morneau one of the most influential people in his life, and he'll call and ask for a prayer from Morneau for the players heading into a big weekend, and it's never about winning, but rather about keeping them safe.

When the Chiefs played in Green Bay over the last two years, Dorsey invited Morneau to the team hotel to offer a church service for any players who wanted to attend.

Dorsey's faith is important to him.

"He has an appreciation for their life outside of just football," Morneau explained. "He trusts in a person and their families and their interests. He has a real sense of human dignity and these individuals are persons, not just football players."

One example of this taking place was with former Packers linebacker Jamari Lattimore, who signed with the team as an undrafted free agent linebacker out of Middle Tennessee State back in 2011.

Lattimore's agent - Tony Agnone of Eastern Athletic Services - has known Dorsey for more than three decades because he actually tried signing him as a client when he was coming out of college. Agnone explained that Lattimore wasn't ready for a lot of things coming into the NFL.

"[Dorsey] did everything he could to help him," Agnone recalled. "He helped him get a car and even helped him get a sport coat. He helped get his apartment taken care of. I mean, John personally did that. That is the kind of thing that you don't really see much in the NFL right now."

"That's really kind of an old school thing."

Agnone and Dorsey have a streak going at the Senior Bowl in Mobile, Alabama, going back a couple of decades in which they make sure to find one day to eat breakfast together every year.

One of Dorsey's favorite sayings is, "God created two ears and one mouth," which is fitting for the way he has developed his reputation around the league.

"I think what a lot of people don't understand is how much of a relationship business the business of football really is," Rick Smith, a partner at Priority Sports and Entertainment, explained. "The

guys who understand that happen to get a lot of things done, and guys who don't, struggle.

"Dorsey understood that right away. He listens to you. He calls you back and hears what you have to say, and he'll change his mind if he hears something a little different than what he's thinking that makes more sense to him. He's just great that way, and I think that certain transactions happen in Kansas City because of those relationships.

"I think all things being equal, you tend to want to do business with guys that allow you to do your job, and [Dorsey] gives that probably more than anybody in this business." it's something Dorsey was taught as a kid, and it stuck with him.

"There's five people you meet through life's journey who make an impact on your life," he explained.

Outside of his family, obviously, Dorsey said he's already identified four of those people in his life - starting with Robert "Red" Pulliam from Fork Union, continuing with Harlan, Wolf and Morneau in Green Bay.

Those are the non-family members who have had the biggest influence on who and where Dorsey is today, and beyond that, there's simply a deep appreciation and love for the game of football.

"When you talk to John about football, you can't get away with just talking about the season," Trish explained. "You have to be really well-versed in the history of it. As the game has become so much more commercial and so much more pop culture, he's grown with that, but he's never lost sight of the history."

Whether its quizzing interns during training camp about current and former NFL players, or maintaining old friendships that lead to moves which could hopefully bring the Lombardi Trophy back to Kansas City, Dorsey has done things the right way through his tenure so far.

"What he's best at is what's most valuable to this organization - building a team, evaluating talent, putting people in the right places and working with a coach," Donovan explained. "If you asked him, I'd assume that would be his answer, too.

"He's learning all of the other things - with the media and business stuff that we make him do, that's a part of it and it's important, but at the end of the day, what we want him to be the very best at is what he is the very best at."

Through it all, Dorsey has never forgotten where he came from.

"Everybody that has been a part of his life, he's still much entwined with and keeps in touch with," Ron Jensen, a friend back in Leonardtown, explained. "He's never forgotten anybody. You don't find that a lot of times once people become very successful."

Dorsey is the same guy who spent much of his childhood in the emergency room because he was always exploring things outside, and who still finds time to email back his old babysitter, Jan Norris, who lived next door to his parents growing up and who sends him the positions she thinks the Chiefs should focus on in the upcoming draft.

She jokingly takes credit for the Chiefs first pick being a defensive lineman in former Mississippi State Bulldog Chris Jones.

On a deeper level, Dorsey provides items each year for an auction back in his hometown in honor of his friend's daughter, Jenna Stone, who tragically passed away three years ago.

The "Jenna Stone Memorial Golf Tournament" and auction raises money for an activity fund at the local high school, St. Mary's Ryken.

"John Michael never ever misses sending something," Joe Stone, Jenna's dad, who gets "Happy Father's Day" cards from Dorsey "out of the blue," Stone explained. "It just means so much to me."

That's the Dorsey they all know back in Leonardtown, and when asked about remembering longtime friends with those types of gestures, Dorsey would rather not make a big deal out of it, saying, "Those are just the things you do in life."

Those are just the things he does in life, just like the quizzes he hands out to staff members for fun or the sport coats he gets for players who need the help. There's a genuine love and respect for people underneath it all for Dorsey.

"We tend to complicate life," Dorsey explained. "You treat people the way you want to be treated, and communicate. It's pretty easy."

(Andy Reid)

Chiefs' Andy Reid rolls his 300 game, yawns, but others impressed

BY BLAIR KERKHOFF

Kansas City Star

October 20, 2016

A Big Red milestone will be reached when the Chiefs take on the New Orleans Saints at Arrowhead Stadium on Sunday.

Andy Reid will coach his 300th NFL career game. Only 14 in NFL history have coached more, and assuming Reid remains on the sideline for the remainder of the season he'll jump to No. 13 in longevity by game, counting the regular season and playoffs.

Reid, 58, paused briefly before answering a question on the topic on Friday.

"I didn't know that, and I never look backwards," Reid said. "I'll do that when I retire.

"I know I'm older because when I look in the mirror ... at a lot of grays."

So perspective on this landmark won't flow from Reid, at least not while he has to prepare for a game.

The posture is understandable. Some coaches go along with such subjects and offer at least a token peek in the rear-view mirror. Reid doesn't.

But others are happy to weigh in for Reid.

"He's always been a gentleman, a great football coach and a real good friend," Saints coach Sean Payton said. "We watch his film all the time. There are a handful of tapes that we're always going to watch offensively, and his would be one of them."

Payton was a member of the outgoing staff in Philadelphia when Reid was hired by the Eagles from the Packers' staff for the 1999 season. Had he not taken the Eagles job, Reid probably was headed for Seattle with Mike Holmgren to become the Seahawks' offensive coordinator.

But at 41, Reid became the game's second youngest head coach and began an Eagles' tenure that lasted 14 years and produced 140 victories, including 10 in the postseason.

The first game? Reid said he didn't remember, and selected amnesia serves him well here. The Eagles opened a 21-0 first quarter lead on the Cardinals at Veteran's Stadium in Philadelphia, with the help of two touchdown passes from future Reid assistant and current Eagles head coach Doug Pederson, but fell 25-24.

Reid's first Chiefs game ended in triumph, a 28-2 victory over the Jaguars. His overall record (including playoff games) of 175-123-1 includes a 35-21 mark in Kansas City. Alex Smith has been the starting quarterback for all but two of the games while Reid has been with the Chiefs. Reid had tried to land

Smith from the 49ers in Philadelphia. He got his man with the Chiefs, and Smith was asked about Reid's success.

"It would be hard for me to break down what's gone into that success and longevity," Smith said. "For one, the passion for the game. It starts there. For the game, the teaching side, coaching and being around it.

"It doesn't end, and it's not getting satisfied anytime soon. You've also got to be good at it. The chance to (coach) that many games, you've got to be good and have some success."

Reid's had that, and his teams have come through on his milestone games. The Eagles won at the New York Giants 27-6 in 2004 in Reid's 100th game, and they defeated the Falcons 31-17 in 2010 in his 200th game.

No. 300 kicks off on Sunday. Reid will consider every aspect of the game, except that one.

"I haven't really thought about it," he said.

(Eric Berry)

Eric Berry named NFL's Comeback Player of the Year

Marc Sessler
NFL
February 6, 2016

SAN FRANCISCO -- Eric Berry's return from Hodgkin's lymphoma was, in the eyes of many, the best story in football this season. The Associated Press agrees, naming the Kansas City Chiefs safety their Comeback Player of the Year at *NFL Honors* on Saturday.

"There were some tough times. There were times I felt like I couldn't do it anymore," Berry said in his acceptance speech. "There were times of uncertainty. ... There were a lot of lonely nights but my mom was right there. ... When I lost my hair, (my dad) shaved his head so I wouldn't be by myself and I love you to death for that."

Berry added, "I knew I would be here, but I feel like I'm dreaming right now."

After leaving the team late in 2014 to battle his illness, Berry roared back in 2015 to earn his fourth Pro Bowl selection and second first-team All-Pro nod, looking as good as ever for a Chiefs defense that surged down the stretch during Kansas City's heady 11-game win streak.

"Oh man, it was terrifying at first," Berry told NFL Media's Alex Flanagan on Thursday's edition of *Super Bowl Live*. "Just hearing 'You have cancer' -- it was tough. But I had a great support system."

Berry told Flanagan that he never considered walking away from the game, saying: "That wasn't even my focus. My focus at first was just getting healthy and getting back to E.B., being able to have a normal day. Then I just started seeing progress. And I was like, 'Man, I'm going to get back on the field.'"

Berry dominated the race for Comeback honors, netting 38 of the 50 votes. Cardinals quarterback Carson Palmer finished second with six votes ahead of Vikings running back Adrian Peterson with four. San Francisco linebacker NaVorro Bowman and Bucs running back Doug Martin each grabbed a solo vote.

At 27, Berry still has plenty of time left to add to his legacy as one of the league's top safeties. The Chiefs plan to keep him around, too, with NFL Media Insider Ian Rapoport reporting that Kansas City is ramping up talks on a new contract for the soon-to-be free agent.

That's business for another time. Today we can celebrate what Berry has accomplished.

(Marcus Peters)

Chiefs' Marcus Peters named NFL's defensive rookie of the year

Terez Paylor
Kansas City Star
February 6, 2016

SAN FRANCISCO – Talk about a dream scenario.

No one represents his city more than Chiefs cornerback Marcus Peters, a proud Oakland native. So really, what better place to receive the NFL defensive rookie of the year award — which he was awarded Saturday night during the league's NFL Honors program — than San Francisco, which is a short drive across the Bay Bridge.

"It means a lot, you know," Peters said. "It shows all my hard work and trusting and sacrificing that I had to do to get to this point. It's been a hell of a year for me, to turn around and think back last year around this time, what I was going through."

The honor caps a remarkable season for Peters, who was dismissed from Washington during his redshirt junior year for repeating disagreements with the coaching staff but was still taken by the Chiefs with the 18th overall pick in the 2015 NFL Draft.

"All it was was just me and my family and a dark tunnel — we always believed we could get to this point because my confidence in myself was never going to change at all, so everything else around me, I just needed to tight up a little bit," Peters said.

Chiefs cornerback Marcus Peters examines the many reasons he's happy and grateful to be named the NFL's defensive rookie of the year.

On the season, Peters added a dash of playmaking to a secondary that desperately needed it. He tied for the league lead in interceptions with eight, and led the league in passes defended with 26.

He and second-round pick Mitch Morse, who started 15 games at center, represented a respectable haul in last year's draft, something Peters wasn't shy about pointing out Saturday.

"The Chiefs stole the draft last year," Peters said. "I knew I was the best defensive player going into last year's draft. My demeanor ... even when I'm just hanging around my teammates, it just comes off a little strong. And my mom, she tells me all the time that I need to soften it up a little bit.

"But that's the grind, that's the grind that I get from Oakland. It teaches me to make sure I keep my core solid and trust and believe in family."

Peters helped the Chiefs, who tied for last in the league in interceptions last season with six, increase that number to 22, the second-most in the league. He also returned two interceptions for scores and finished with 60 tackles.

(Derrick Johnson)

Chiefs LB Derrick Johnson: “I want to be a part of it”

BJ Kissel
Chiefs.com
March 14, 2016

The veteran linebacker’s heart was always in Kansas City.

“We aren’t going to let good football players go.”

That’s what Kansas City Chiefs general manager John Dorsey said a few weeks ago at the NFL Scouting Combine when asked if they were going to bring back veteran linebacker Derrick Johnson, who was scheduled to become a free agent when the new league year began.

Johnson, who is the franchise’s all-time leading tackler and who has been one of the most beloved players in the community since he joined the Chiefs back in 2005 as the team’s first-round pick (No. 15 overall) out of the University of Texas, didn’t give leaving much thought.

“There wasn’t a doubt,” Johnson said of whether or not he’d be returning to the Chiefs, despite outside interest from other teams.

Johnson had said all along that he wanted to come back, and he wasn’t the only member of the defense to re-sign with the team last week.

Both veteran linebacker Tamba Hali and defensive lineman Jaye Howard signed multi-year contracts to stay as well.

“The chemistry we have, that’s very important,” Johnson explained. “We’re a close-knit group. You don’t want to break that up. [John Dorsey] and the organization, they made sure they kept the nucleus of the defense together.

“I was happy to see my brother Tamba [Hali] get his contract done.”

In fact, Johnson and Hali had been communicating with each other over the offseason, trying to make sure they were going to keep this group together.

When Hali signed his extension, Johnson was among the first to reach out to him.

“It was one of those old friend moments,” Johnson recalled, “and I told him, ‘Hey, whatever I have to do, we’ll work together to get this done.’”

“At first, [Hali] was a little worried because it was getting down to the wire, but the old man hadn’t left him yet,” he laughed.

Johnson and Hali will forever be connected as they were the team’s first-round picks in back-to-back years—2005 and 2006. They have 10 Pro Bowls between them and have seen the ups and downs—good seasons and bad—and those experiences created a bond they weren’t going to break.

They helped lead a defense which allowed just 12.1 points per game during the final 13 contests of 2015, a mark that led them to a franchise-record 10 consecutive wins and their first playoff victory in more than two decades.

The defense was the catalyst for last season's turnaround from a 1-5 start, all the way to the best season for the franchise since "The Sandlot" was one of the top movies at the box office.

"The last two years, we've beaten the Super Bowl champions," Johnson added.

In Week 4 of the 2014 season, the Chiefs beat the New England Patriots by a score of 41-14 on Monday Night Football at Arrowhead Stadium. The Patriots would go on to win the Super Bowl. In Week 10 of this past season, the Chiefs beat the Denver Broncos, 29-13, and they would also go on to win the Super Bowl.

"You've got to beat them at the right time," Johnson added, "but I think we're very close. We're not one of those rebuilding teams. We're a team that's going to be in the thick of it at the end of the day."

Individually, Johnson rebounded from a ruptured Achilles suffered in Week 1 of the 2014 season to be named a second-team All-Pro last year by leading the team with 116 tackles, also picking up 4 sacks, 2 forced fumbles and 2 interceptions.

"I wasn't surprised," Johnson said of the level he played at in 2015. "I expected it, but sometimes I sit back in bed like, man, I'm checking my Achilles, checking certain things like man, it's this really happening right now?"

"I'm back. I'm really back to form, and that's a blessing, man."

"Much to the surprise of those who don't know him very well, Johnson did regain that form and was Pro Football Focus' No. 8-ranked linebacker in 2015.

"He's athletic. He's instinctive. He never has to leave the field," Dorsey noted of Johnson. "He's 33 years old, but he didn't play like a 33-year old (last season)."

"There's still some juice left in that guy."

After 11 seasons with the team, Johnson understands the position he's in and how close this organization is to grabbing something special.

"I've had some ups and downs," Johnson said of his career with the Chiefs. "I've been through three general managers, five head coaches, but the best is yet to come. We're still chomping at the bit trying to get this ring. That's the main thing—to win the Lombardi trophy and get a Super Bowl win.

"[Tamba and I] will keep going at it until we get it."

When it comes to his legacy, Johnson is aware of what he's accomplished, but not focused on it.

"When I retire, I'll think about it even more," he said. "I'm at an age that I know I can't play another 10 years. Signing this three-year deal, it just assures that I can help this team win. That's all I want to do, be a part of this great legacy that's about to go on now."

“Andy [Reid] has been here for three years and his record shows what he’s trying to build here, and I want to be a part of it.”

Johnson is doing far more than just being a part of it—he’s leading the charge, which is right where he belongs.

(Dee Ford)

The rapid and improbable rise of Dee Ford, ‘one of the best rushers in the league’

Sam Mellinger
Kansas City Star
November 6, 2016

A lot of us would prefer to forget the Chiefs’ 19-14 win over the Jaguars, including many people who work for the Chiefs, so instead of an ugly game let us remember this gorgeous day as perhaps the first time in human history the following sentence was spoken:

“Dee Ford is one of the best rushers in the league.”

Those words are from Derrick Johnson, now in his 12th NFL season, and widely admired for his football mind. It would be fun to go all the way back to, say, two months ago and see how many people could read those words without questioning the speaker’s sanity.

And how many people would believe that those words are now dead-tail accurate.

Dee Ford, one of the NFL’s best pass rushers. What a time to be alive.

Ford had two more sacks on Sunday, bringing his total to nine at the season’s halfway mark. When the game was over, nobody in the league had more. If he finds seven sacks over the next eight games he will have more in a season than any Chiefs player except Justin Houston and Derrick Thomas.

What began as the season a lot of us — me, probably you, and at least some members of the Chiefs — thought might expose Ford as a one-dimensional speed rusher who didn’t put in enough extra work his first two seasons is instead appearing to be his jet ride toward respect, the Pro Bowl, and at some point a very big contract.

The Chiefs won ugly on Sunday. They gave up 218 more yards than they gained, were particularly gashed up front on both offense and defense, and were incredibly feeble converting third downs. They lost composure at times, and only won because they took four turnovers and lost none. The Jaguars are a bumbling mess of a franchise, and one of only four or so in the league the shorthanded Chiefs could’ve beaten on Sunday.

But the most important word of that paragraph is the third word, *won*, and for the first time since drafting Ford in the first round 2 1/2 years ago the Chiefs can now count on him to help them win games — ugly or otherwise.

Ford's best attributes have always been his speed, burst, relentlessness, and stubborn optimism. All have served him well, not just during the first half of this season, but over the previous two years. This season, he's added functional strength, better preparation, more ways to beat blocks, and much better hand work.

"Active hands," he said. "You're not going to win every time, but active hands will get you to the quarterback."

Ford was fortunate to be drafted by the Chiefs. Their style of defense, along with the credibility and willingness of Johnson, Houston, and Tamba Hali to help him meant this was always the best place for him to succeed. That doesn't always happen in professional sports, but give Ford credit for taking advantage of it.

Maybe his progress should've come sooner, but he's never had the opportunity he has this season. His improvement has been dramatic, and one of the Chiefs' most important developments of the first eight games.

He's gone from being overwhelmed, to the occasional flash, to a steady and weekly improvement this year — from pressuring the quarterback but whiffing on a lot of his position's subtle requirements like edge-setting, to being a consistent force who affects the offense on most snaps.

The Season Of Dee is about to evolve once more, because Houston is thought to be near to returning. Maybe next weekend against the Panthers, but perhaps more likely in two weeks against the Bucs.

Whenever it happens, and assuming Houston is at or near full strength, the Chiefs should have their best two-man pass rush since Houston and Hali each had 11 sacks in 2013.

At that point, the team's greatest weakness at the start of the season — the pass rush — could be among its greatest strengths.

"I think about it every day," Ford said. "You know? It's going to be great."

Among the impressive parts of Ford's breakout season is that he's done it, mostly, on his own. [Hali is still a presence](#), but he is playing through more knee pain with fewer snaps. He also ranks second on the team in sacks — with 1 1/2 .

Ford has nine sacks. All of his teammates, together, have seven. Maybe he surprised some teams early, but this is now 7 1/2 sacks in the last four weeks. The sacks have come against suspect

lines, or backup linemen, or both, but at this point that's nit-picking and not just because all pass rushers tend to be most productive against bad lines.

He is, at the moment, the only pass rusher opposing offenses have to worry about and he's still killing them. He's killing them consistently, too, usually by beating the tackle to the moment of contact, controlling a bigger man's hands and balance, and using his speed to chase down the quarterback.

Whenever Houston returns — again, assuming full strength — Ford becomes the second-best pass rusher, which means fewer double teams, fewer tight ends chipping him on their way out, and fewer backs on his side helping to block. Teams can always scheme him out of sacks by throwing quickly, but at that point the pass rush is doing its job and giving the defensive backs more opportunities.

It is, in other words, a somewhat astounding new reality. Ford began this season as a bust-in-waiting, and now is, legitimately, one of the league's best pass rushers over the first half of the season.

The only bit of criticism we offer in this column: he's gotten away from his pound-the-chest-then-flash-the-five-five celebration, instead opting for some sort of ride-the-bull dance last week in Indianapolis.

More five-five, Dee.

"If the people want that, I'll do it," he said. "I want to dance, though. It just depends on how I'm feeling. But I've been hearing a lot that everybody likes that. So I'll stick to it. I'm a people pleaser, of course."

This season more than ever.

(Nick Foles)

Chiefs' Andy Reid is the guy Nick Foles wanted to play for

Adam Teicher
ESPN
August 5, 2016

ST. JOSEPH, Mo. -- To get his career back on the track it was on a couple years ago, quarterback Nick Foles believed there was only one place he could go, one coach he could play for.

That's why Foles, in a way, returned to his NFL roots by signing with the Kansas City Chiefs. His NFL career began in 2012, when he played one season for current Chiefs head coach Andy Reid, who was then coaching the Philadelphia Eagles.

"After we got the release done with the Rams ... we had some time to think about everything," said Foles, who practiced with the Chiefs for the first time at training camp on Friday. "It was always going to be an opportunity to be around someone I just respect and love. Coach Reid was the guy who drafted me as a rookie. He was a guy I always stayed in touch with, always thought the world of. As I sort of stepped away from the game for those few days, I was able to talk to him about how I felt and we just went through it.

"It was really only [about] coach Reid. I didn't care about any other offer. I told me agent, 'That's the guy I want to play for.'"

Foles was the third-team quarterback in practice Friday behind starter Alex Smith and backup Tyler Bray.

Reid and the Eagles drafted Foles in the third round in 2012, and his career got off to a promising start that year. Foles started six games as a rookie and though the Eagles won only one of them, he finished the season with more touchdown passes (six) than interceptions (five).

Reid, fired by the Eagles after the 2012 season, joined the Chiefs the next season. Foles' career hit its high point in that 2013 season. He threw 27 touchdown passes and only two interceptions for the Eagles, by then coached by Chip Kelly.

But he gave some credit to the lessons he learned under Reid for the success he had that year.

"That's a great guy to play for," Foles said. "I'm blessed to have the opportunity to be back with him.

"He got out of me more than I ever thought possible. He pushed me to every throw, everything I did, to just be aggressive. He really helped me become the player [I became] the next year."

Chiefs wide receiver Jeremy Maclin played a couple of seasons with Foles for the Eagles. He said he wasn't surprised that Foles opted to play again for Reid, which Maclin himself did last year.

"It goes to show the type of respect people who play for coach Reid have for him and the kind of faith they have in him," Maclin said. "Any time Big Red wants you to be a part of what he has going on, that's an honor. It didn't surprise me that this would be a spot that he'd pick."

(Jeremy Maclin)

Jeremy Maclin Honored with Distinguished American Award

Keiana Martin
Chiefs.com
May 7, 2016

Chiefs receiver and University of Missouri grad Jeremy Maclin was honored with the Don Faurot "Distinguished American" Award at the National Football Foundation and College Hall of Fame Inc. 24th Annual Awards Banquet this week.

The award is one of the highest honors awarded to MU alumni and is named in honor of the late University of Missouri legend Don Faurot, inventor of the notorious University of Missouri Split-T offensive formation first used in the 1941 season. The formation helped the Tigers to win all but one match that season.

Unavailable for the event, Maclin's family accepted the award on his behalf.

"It means a lot to be that recipient of that award from just a prestigious man and what he's done for football throughout the state of Missouri," Maclin said. "Unfortunately I couldn't attend, but my family was there and represented me well."

Jeremy wasn't the only Maclin to receive an honor that evening. His younger cousin, Jarius Maclin, received the same award Jeremy received years prior: a class scholarship award recognizing excellence on the field and in the classroom.

"I remember back when I was a little kid, I also went to that same award banquet and also received the same award my little cousin got. So for them to double back and keep me in mind, and just recognize me for what I've done is pretty cool," Maclin added.

Established in 1966, the Distinguished American Award recognizes outstanding candidates who have exhibited leadership qualities and made significant contributions to the betterment of amateur football in the United States.

(Tamba Hali)

Why Tamba Hali is still going, with a bone-on-bone knee and a limited role for the Chiefs

SAM MELLINGER
Kansas City Star
October 28, 2016

Tamba Hali turns 33 on Thursday, and in almost any other part of the world this would make him a relatively young man. Someday, perhaps after this season or next or the year after that, he will retire from professional football with millions in the bank and a music career he wants to build and see himself as young again. With so much time left.

Not now, though.

Not in the middle of one more push through the sting of bone-on-bone knee pain, of spending six days a week preparing for one day of violence against mostly younger men, then six more days spent rehabbing and preparing for the next.

All so he can play limited snaps, with what is at the moment the lowest production of his career.

Hali is a proud man. He doesn't need this. Any of it. The Chiefs star linebacker has more than enough money, and unlike many of his peers, a second career to walk into.

Physically, this is the toughest of his 11 NFL seasons.

Emotionally, he believes it can be still the most rewarding. Someday. In January, then February. If all of this goes right.

"It's bittersweet," he said. "I have to bite the bullet right now. Just because. I love the game. I want to be in there. I want to contribute."

That Hali is even talking for this story took some maneuvering. The Chiefs have a rule that essentially prohibits players from talking to the media unless they practiced the previous day and are scheduled to practice again that day. But Hali only practices once a week, on Thursdays, which makes it hard to hear from one of the team's most thoughtful, accomplished and longest-tenured players.

Hali is willing to work around the rules here, at least this once, to talk about what he does to get through a week and why — when he could be in his music studio, or on a beach somewhere.

Really, he could be anywhere else than the middle of another day of rehab and obsessive dieting to keep his weight low enough to keep his knee pain and swelling manageable.

He is still a good player who requires attention from the opposing offense, and he has always been a model of work ethic. But he is now at the point where he needs more diligence just to maintain some of what used to come more easily.

Hali is accustomed to being an every-down force. Last week, he played just 46 of 75 snaps — and it was his busiest day of the year. The Chiefs are essentially limiting him to third downs and other passing situations. In some ways, this is the first season of the rest of Hali's career.

"I miss the whole (experience of) football," he said. "The whole aspect of me being on the field, starting, playing, playing the whole game, working my guy, setting my guy up. I miss the whole facet of that. Being a one-dimensional player, I think that's the worst thing you can do to a guy — to just be a designated hitter."

Hali is doing it, though, for three reasons. The first is that he sees this current reality as only temporary. His right knee has not responded as quickly to offseason surgery as he hoped, but he feels it getting a little stronger every week.

This current pitch count isn't forever, in other words. Hali is past the point in life of caring about numbers, about a sack total, or what anyone other than his teammates and coaches think. He is six games into a season he expects to last 20, or at least 19 if the Chiefs get a first-round playoff bye. He wants to be at his strongest two and three months from now.

A year ago, he went the opposite direction. His knees swelled up like melons after games, at one point so big he couldn't push off without them giving out. He finished the season, but by the end, it was obvious he wasn't the same. He was not sure he would come back for another year.

Fellow star teammate Justin Houston hardly played at all in the Chiefs' playoff loss to the Patriots. Hali still wonders what might've happened if they were stronger at the end, and he has heard from others both inside and outside of the organization who say the same.

"They were kind of putting blame on Justin and I," Hali said. "Like, 'When the playoffs came, when we needed you guys, you guys (weren't) available because you (weren't) healthy.' We took heat to it. I took heat to it. We want to be healthy in January. We saw what that did for the Broncos — when Demarcus Ware and Von Miller were both healthy, they kind of took over."

The second reason he's still here is that he still loves football. Loves all of the sport he took up at age 13, three years after escaping the civil war in Liberia to join his father, a college chemistry professor, in the United States.

Hali loves the friendships in the locker room, and the jokes, and the rush of playing in front of some of the biggest crowds in American sports. But he also loves the grind. Loves the rough

parts. Other than the supernaturally gifted, nobody ever made it this far in this sport without loving the dirt.

He's at the facility by 8:30 on Monday mornings. He sprints, dribbling a soccer ball up and down the field 10 times, both ways, then does it again. He lifts. Abdominal work. Knee rehab. Lots of knee rehab. He refuses needles, except for a shot before games. He insists on draining the knee naturally, even though it means more sweat and takes more time.

On Tuesdays, it's the same routine, except he runs in the pool — saving his knees — instead of lifting weights. He begins his film work, too, both picking out what he did and didn't do well two days earlier and what his next opponent will try to do to beat him.

Wednesdays and Fridays are mental days. A full slate of meetings and walk-throughs, more film and more lifting. Hali thinks he could practice on these days, too, and is one of the few who can honestly say he'd prefer to practice. But the coaches talked about this briefly before he signed his contract in the spring, deciding against it, and he's come to accept that this is for the best.

"From my point of view, I think I'm still an every-down guy," Hali said. "I can play 60 snaps. Do I *need* to? I don't *need* to."

The third reason he still does it is that, at full strength, this could be the best of his 11 Chiefs teams. An NFL player's cycle of life begins with proving he belongs at the sport's highest level, and continues with wanting every honor possible. Player of the week. Pro Bowls. Recognition from peers is important, and Hali has all of that. One day his name will be added to the team's Ring of Honor.

But at the moment, something is missing, still. Most of his teams here have been bad. Since drafting Hali in the first round in 2006, the Chiefs have lost 20 more games than they've won. They've gone 2-14, twice.

This team here, this team can win. Hali knows that. He feels that. He wants to be part of that. Maybe he's not the same explosive combination of strength and speed that he was at 26 or 27, but he can still be one of the guys contributing to wins, not just one of the guys along for wins.

He's never won a championship. He lost consecutive state finals in high school. Won an Orange Bowl at Penn State, but that's not really a championship. He's felt close a few times in Kansas City. The blown lead in the playoffs in Indianapolis three years ago still haunts him. Last year could have ended up different if he and Houston were healthy, or maybe if they'd won one more game during the regular season and had home-field advantage in the playoffs.

That's part of why he's OK playing less, too. For now, at least. Hali wants to be at his strongest at the end of the season, because that's the only thing that matters now.

He's been to the Pro Bowl.

But not the Super Bowl.

"I've never won a championship, never won *that* game," he said. "This is the first time in my career — like, *this* year — I feel like we have a legitimate chance to be in the Super Bowl. To go to the Super Bowl. To be in that game, and win."

This will be Hali's 168th NFL game, including the playoffs. The turf at Lucas Oil Stadium will grind his knees more than the grass at Arrowhead. He's played in Indianapolis five times before. His first team lost in the playoffs there. His eighth team blew a 28-point lead in the second half of a playoff game.

He cannot be sure how many more seasons he has left. Football players rarely get to choose their own ending, but Hali isn't ready to think about any of that. He can still be productive, dammit. He sees it every week on film. It just takes a little more work.

Most will remember his two neutral-zone penalties that cost the Chiefs at least four points last weekend. Hali makes no excuses — "never happened before in my life," he said — but he also knows he can still affect the game. He doesn't bring it up on his own, but against the Saints he beat his man on an inside move, forcing a throwaway by Drew Brees that made it third and 12. On an obvious passing down, the Chiefs had it scouted well enough that Eric Berry jumped a route and deflected a pass that turned into Daniel Sorensen's pick-six.

Hali was part of that. Maybe a small part, a subtle part, but a part.

And that is why he's still doing this, after all these years, and in spite of all the reasons to do something easier.

"At times, I do feel like maybe I don't got it anymore," he says. "Then I feel like, 'No, I do have it.' The day I feel like, 'You just don't got it no more; you can't bend as well no more; you're not as strong' ... Then I'll leave. Because I'll feel within myself that the game has passed me.

"But I still love the game. I still enjoy playing. I still enjoy practicing. I'd practice more if they'd let me. I know I'm still affecting the game. I know I can still help these guys win. So that's what I'm going to do."

(Justin Houston)

Justin Houston's heroics provide boost for Chiefs

BY BLAIR KERKHOFF

KANSAS CITY STAR

NOVEMBER 28, 2016

A week ago, Justin Houston's presence felt like an accomplishment, just getting back on the field for the Chiefs.

Sunday against the Broncos, he made his presence felt.

Houston, in his second game of the season, turned in one of the most productive of his career, logging three sacks, another tackle for loss, and was a menace most of the evening in the Chiefs' 30-27 overtime victory over the Broncos

He even delivered points when his sack produced a safety in the second quarter to open the game's scoring.

Houston, who had knee surgery to repair an ACL in February, returned to action last week for the first time this season when the Chiefs met the Tampa Bay Bucs in Arrowhead Stadium, but Sunday felt different.

"Last week was like a preseason game," Houston said. "I had to knock some rust off."

The rust was removed in a 10-tackle performance which included four tackles for loss and pass defended.

The safety was vintage Houston. On third-and-8, Houston, rushing from the right side, sliced through the Broncos' offensive line and spun down quarterback Trevor Siemian in the end zone.

Siemian lost control of the ball, but Denver recovered the fumble in the end zone.

"It was something we'd studied all week," Houston said. "Tamba (Hali) and I were on one side. It's how we planned it and it worked the way we planned it."

The Chiefs immediately added to their bounty when speedster Tyreek Hill returned the ensuing free kick 86 yards for a touchdown and a 9-0 lead.

Houston was superb from outset. The game's first series ended when Houston dropped running back Devontae Booker for no gain on a third-and-1.

The first sack occurred on the Broncos' second series, when Houston dropped Siemian for a 4-yard loss.

In the second quarter, Houston's next sack came two plays after Kendall Reyes got to Siemian for his first sack in a Chiefs' uniform.

Houston ran his career sack total to 59 and Sunday marked his seventh game with at least three sacks. His career best is 4.5 at Philadelphia in 2013.

Houston missed the Chiefs' first eight games. The return was one threshold crossed. Sunday's performance was the next.

"I've been so hungry," Houston said. "It was a long process and through the process I grew spiritually. I saw this coming months ago. I worked hard and I had faith and I believed.

"When you have those three things, nothing can stop you."

The Chiefs needed Houston on Sunday. Dee Ford, who had emerged as the team's top pass rusher with 10 sacks, was inactive against the Broncos with a hamstring injury.

Also Sunday, the Chiefs lost nose tackle Dontari Poe with a back injury in the first half, leaving the Chiefs short-handed in the middle. Reyes, Rakeem Nunez-Roches, Jarvis Jenkins rotated on the defensive interior.

Houston left Sunday's game late in the first half with a shoulder injury. He walked to the locker room but returned to the line during the Broncos' final possession of the half. It didn't seem a coincidence that the Broncos' first drive of the evening got its momentum with Houston off the field.

It also didn't come as a surprise to Houston that the Chiefs mounted comebacks in the fourth quarter and in the overtime for the victory.

"The guys that step on the field show so much heart," Houston said. "When the situation comes down to it, they always keep playing like they did a few weeks ago when we played against the Panthers. I wasn't around then, but no matter how much time is on the clock, our guys are going to keep playing."

(Eric Berry)

Eric Berry wins George Halas Award

Associated Press
June 20, 2016

Kansas City Chiefs safety Eric Berry has won the George Halas Award for overcoming adversity to succeed.

The Professional Football Writers of America honored Berry on Monday. Berry, the AP's Comeback Player of the Year, overcame a diagnosis of Hodgkin lymphoma in late 2014 to return to the field and have an All-Pro season in 2015.

The 47th Halas Award winner, Berry is the first member of the Chiefs to receive the honor. He underwent six rounds of chemotherapy treatment from Dec. 10, 2014 until May 13, 2015. Berry was declared cancer free last June 22, and he was on the field for the first training camp practice July 29.

Berry returned to the starting lineup in Week 2, was third on the team with 61 tackles (55 solo) and had a pair of interceptions.

(Jeremy Maclin)

Offseason workouts with Jeremy Maclin pay off for Chiefs' Chris Conley and Albert Wilson

Terez Paylor
Kansas City Star
June 27, 2016

On one late afternoon last February, Chris Conley was feeling pretty good about himself when his cell phone buzzed.

Conley had just completed his rookie season with the Chiefs. He planned to spend the offseason working out at the University of Georgia, his alma mater. He had just moved into a short-term apartment in Atlanta.

Little did he know that plan would quickly be turned on its head.

"Chris!" Jeremy Maclin said on the other end. "What are you doing?"

"Nothing," Conley replied.

Maclin planned to work out at the Chiefs' training facility in the offseason. He told Conley that if he really wanted to be a great wide receiver, he'd get on a flight to Kansas City.

"He was like 'You're coming back,' " Conley said.

Conley didn't have a place to live in Kansas City, but Maclin offered to let him stay in his home. The decision was simple.

"If that guy calls you," Conley remembers his father saying, "you don't tell him no."

So that's how the 23-year-old Conley came to live this offseason with Maclin, the Chiefs' 28-year-old No. 1 receiver.

Over the next month and a half, the two of them and 23-year-old receiver Albert Wilson lifted weights, watched film and worked on route concepts four days a week until the Chiefs' offseason workout program began April 18.

"When Mac told me he was definitely (going to) be here, there was no hesitation for me coming back," said Wilson, a Georgia State grad who had also planned to spend the offseason working out in Atlanta until Maclin reached out.

In retrospect, it looks like Conley (the Chiefs' No. 3 receiver in 2015) and Wilson (No. 2 in 2015) made wise decisions. Veteran free agent Rod Streater and rookie Tyreek Hill made a strong push during organized team activities, but Conley and Wilson held on to their positions.

"Those are a couple of guys that I thought had good camps — they're kind of growing up before our eyes here, which is fun to watch," Chiefs coach Andy Reid said. "I think I'd tell you yes, that both of them working with Maclin paid off."

A typical offseason day for Maclin, Conley and Wilson started about 9 a.m. at the training facility. They ate breakfast, got in the weight room, then ran on the field. Then they'd go in the film room or practice footwork.

"I think it's my job to help them, and to help them understand that 'Hey, these are the things I do to get myself ready,'" said Maclin, who caught 87 passes for 1,088 yards and eight touchdowns in 2015, his first year in Kansas City. "I'm not necessarily saying this is what you have to do, but you can take bits and pieces and physically get yourself ready."

And the first thing Maclin wanted them to see is how to work smarter in the offseason, not necessarily harder.

"Conley's a guy who likes to go, go, go, go," Maclin said. "The things he was doing didn't necessarily need to be done. It was the time where you get your body back right. You take mental notes. Running 30, 35, 40 routes a day isn't really necessary in late February, early March."

Maclin learned to use his time in different ways.

"Maybe on a Saturday, (Jeremy) would say 'I'm gonna watch film, ya'll don't have to come,'" Wilson said with a laugh. "And (he'd) see if we show up, to see how serious we were about things. And of course, we both showed up every chance we got."

Like Reid, quarterback Alex Smith can see how Maclin's influence has rubbed off on Conley and Wilson.

"I think one (way) is the attention to detail, how much (Jeremy) thinks about little things, asking questions in installation," Smith said. "And then the route running, all that, the work ethic, how he attacks guys and things like that."

Conley, like Wilson, needs to show continued improvement once the pads come on in July. But Smith was impressed with how Conley — a 6-foot-2, 205-pounder who ran a blistering 4.35-second 40-yard dash at the 2015 NFL Scouting Combine — has grown comfortable using his athletic gifts to beat defensive backs.

Conley says watching Maclin helped him fine-tune his footwork and body control, in particular.

"For me, being a bigger guy — a guy who typically runs 100 miles an hour — it's hard for me to stop on a dime and make sharper cuts," Conley said. "It was really working on that, fine-tuning those cuts to where they were effective at getting someone moved off their spot."

Wilson, meanwhile, is still learning how to set defenders up and needs to do a better job of making tough catches, but the 5-foot-9, 200-pounder is good with the ball in his hands, which is why he saw plenty of time in the slot during offseason workouts and seemed to get stronger as camp went on.

"That's been a new role for him," Smith said. "That's a big plate there when you move inside, that's a lot on your shoulders — especially mentally — and he's handled it. Been good there, too."

Wilson said he also closely watched Maclin's route running in addition to how he conducts himself on the field.

"From the way he runs his routes, to the attitude that should be displayed on the field, he's just a flat-out leader, more by his performance than his words," Wilson said.

Conley said that when Maclin does speak, he can be direct, but he added their time together helped the three become more honest with each other, which allows them to be critical when necessary.

“We’re on a level where he knows if there’s something I’ve done that’s not right, he can tell me, and he’s not going to be shy about saying it,” Conley said. “He might say it in front of everybody, he might pull me aside and say it. He doesn’t really pull punches. He’s a blunt guy, but especially with me — he’ll take it to another level with me because he has expectations.

“But at the same time, he knows what I expect of him — so he knows that I’ll say things to him as well, so we have this respect for each other now that’s different.”

Maclin agreed.

“It’s a big brother-little brother relationship, but it’s a respect,” Maclin said. “It’s not like I think they’re better than me or vice versa. I’m only 28.”

And for that, Conley and Wilson are both thankful.

“I learned a ton, and I’m thankful for that, that he would take the time to allow me into his home and really just be coaching me on not just football, but a football life, every day,” Conley said.

“I know that I have a great opportunity,” said Wilson, who will be a free agent in two seasons. “I’m in a great situation to really take care of myself for a long time.”

(Marcus Peters)

Marcus Peters: Oakland made me who I am today

Jeff Chadiha
NFL
October 12, 2016

OAKLAND, Calif. -- Marcus Peters sat quietly at the bedside of his ailing grandmother, Janice Howard, praying that all this pain would end soon. Howard was receiving treatments for bone cancer inside that cramped Oakland hospital room when Peters arrived, and the image instantly jarred him. Nurses strolled in to track her progress. Wires stretched from her torso to machines surrounding her bed. Peters knew things were bad, but suddenly he was imagining the worst: His grandmother literally might not make it through this.

The more Peters pondered that possibility, the more he wondered how his entire family could move forward without this woman operating as the rock. He had spent most of his childhood in her home, had used it as a playground and a sanctuary, and he had known what it had meant to all his relatives. So as he stared somberly at his grandmother, Peters vowed to deliver for his family. "I just told myself that I wanted to always do what I loved and take care of my family," Peters said during a recent interview. "And I love football. So I put my all into making it to the league. I told myself that somebody needs to step up and make it out."

Peters was leaning forward on the sofa in Howard's living room as he recently recalled that story this past summer. His grandmother did survive that scare eight years ago, and the home that Peters cherished -- which sits right across the street from the McClymonds High School football field where he first made his name -- remained very much intact. That dream he had of someday becoming a pro football player also had worked out for the best, even after he had been kicked off his college football team. Now 23 years old, Peters is a Pro Bowl cornerback for the Kansas City Chiefs and one of the most talented young defenders in the NFL.

There's little doubt that the West Oakland neighborhood where Peters grew up had plenty to do with his ascent. He's a tough, strong-willed young man who always embraced the game of football and the love of his family. Those have been the two driving forces in his life and -- when combined with the grittiness that city can stoke in a native son -- they've resulted in a player who competes as if he can never afford to lose.

"Every time I go on the field, I want to be the best me I can be," Peters said. "That's how my pops (Michael Peters) taught me. The one thing that he always [said] was to not talk about what you want to do but to be about it. You have to show everybody what you can do and let your play speak for itself."

It's fairly easy to judge Peters -- who returns to Oakland this week when the Raiders host the Chiefs -- solely on how he plays the game. In 2015, he won NFL Defensive Rookie of the Year honors after tying for the league lead with eight interceptions (while amassing 280 return yards and scoring two touchdowns). Peters already has a league-high four interceptions through four games this year, even though the Chiefs defense has struggled as the team has started 2-2. Despite not having two full years of pro football under his belt, he's already one of the best ballhawks in the game.

When talking about the 6-foot, 197-pound Peters, Chiefs safety Eric Berry said it's "his confidence and attention to detail that sets him apart." Pittsburgh quarterback Ben Roethlisberger added that Peters is so adept at jumping routes that "it just seems like he almost has the team's offensive playbook." Said Steelers head coach Mike Tomlin: "He's a calculated risk taker. The type of calculated risk taker that's required to be great at that position. And he's highly competitive -- you see that in his bump man-to-man techniques. So he's checking off all the boxes, and really, he needs no endorsement from me -- his numbers speak for themselves."

What's equally impressive is how little time Peters -- who's been asked to be a leader this year after Kansas City lost cornerback Sean Smith in free agency -- spends soaking up praise or savoring his newfound celebrity. You won't find him clubbing on South Beach in the offseason or becoming a regular at Vegas hotspots. His favorite place to enjoy downtime is right back in a two-block radius in Oakland, where he's surrounded by the people who know him best, and where he's connected to the same blessings that helped him thrive in the first place. Just like his mentor, former Seahawks running back and Oakland native Marshawn Lynch, Peters is all about the Bay Area.

During one weekend at home this summer, Peters didn't even have to leave his grandmother's house to see his support network. His mother, Doreen, stopped by and grabbed a seat on the stairway leading to the front door. His father, Michael, popped out of an oversized SUV while chatting with somebody on a cellphone. An assortment of friends and other relatives slowly arrived, as well, all while Peters leaned against a car on the side of the street and talked with a publicist about the remainder of his offseason plans.

Aside from a brief trip to Los Angeles for an Adidas promotional shoot, there wasn't much reason for Peters to leave Northern California in the following weeks. That, by the way, is exactly how he liked it.

"This is what made me," Peters said. "And when I go to other places, I say it loud. I rep Oakland proudly, because I want people to understand where I come from. ... If you aren't from here, you don't really know too much about it. But it's just a certain feeling I get when I'm home, and when I go some place else, I can feel [the difference]."

The passion Peters feels for his hometown also seeps into the way he approaches the game. He doesn't simply play; he attacks. Just as Peters can't let a practice go by without waving over to Chiefs wide receiver Jeremy Maclin and challenging him in one-on-one drills, he can't back down from any receiver he confronts in an actual game. Every time he lines up across from somebody, he's thinking solely about owning them, dominating them and ultimately taking their will.

It's a quality that turns Peters into a bit of an emotional powder keg who's a constant target on Sundays -- "I'd rather have him be that way than to have to fire him up on every play," Chiefs head coach Andy Reid said -- but it's also what makes him special. According to Chiefs defensive coordinator Bob Sutton, "Marcus trusts what he sees. A lot of guys need to confirm what's in front of them. That's where he's unique. He takes some chances he probably shouldn't, but that's the part that makes him dangerous. He understands that when you're that kind of player, people are going to attack you more." When asked to explain his hyper-aggressive style, Peters said: "You see it in how (Oakland native and Portland Trail Blazers point guard) Damian Lillard plays basketball or how Marshawn plays football. It's just something that you know we are from Oakland. We got that look on our face when we play the game. That emotion of just how much we respect what we are doing. It just comes from here (Peters pointed to his heart), because you have to give respect to get it, and Oakland is going to teach you that."

Peters is comfortable with people coming after him, because he's always had a strong sense of who he is. That comes from the streets of Oakland and the family that protected him from all the dangers that lingered out there. As Michael Peters said, "Normal kids probably don't see nobody get shot, [but] our kids step over a body and keep coming to school, and it's hard for some kids to even get to school. ...Nobody really messes with [the football players] because they know they play football, but they still have to go through situations."

Peters avoided many of those issues precisely because of his family environment. Though his parents didn't stay together -- he lived with his mother -- he still spent plenty of time with his father, who was the head coach at McClymonds, and grandmother. In fact, Michael was holding a practice one day when Marcus was a toddler sitting in a stroller. The next thing Michael knew, he looked over and saw his baby boy cautiously walking across the weathered grass along the sidelines.

"He just took off to keep up with the other kids," Michael said.

That desire to follow the older crowd led Marcus into football when he was 6 years old. He finally convinced his father to enroll him when they stopped at a local McDonald's one day, and Marcus kept pleading for the opportunity. Michael eventually signed his youngest son up for a league filled with boys who were at least two years older. Marcus also took swimming classes, spent his Friday nights as a ball boy at his father's high school games and devoted most of his remaining time to hanging out at his grandmother's house.

It was a small universe, but one that offered a valuable sanctuary in a rough area. Howard said Peters benefitted from a multitude of people looking out for him -- "Marcus had a lot of people to talk with him, because it takes a lot to raise a child," she said -- and Peters nurtured his competitive spirit by playing with so many older kids. He spent many afternoons telling other children that he was destined to play in the NFL someday. The difference between him and most everyone else his age is that he truly was committed to that vision.

Howard -- who is Peters' paternal grandmother -- even said her grandson loved watching game film when he was a little boy: "He wasn't a kid that watched cartoons. It was always a game." Added Peters:

"I was always probably three or four years younger than everybody else. So even if we were going to the basketball courts or playing football, I was always the youngest person, and I just knew that I could play with them."

That confidence helped Peters become a star recruit for his father at McClymonds. He actually spent his final two years of high school living with his grandmother, so he could be closer to school and help her with her fight against cancer. Peters kept a constant eye on Howard during that time, whether that meant lifting her out of bed or lying down beside her to sleep.

"[Marcus and his father] would get back here around seven or eight o'clock at night and make sure that I had my dinner," Howard said. "Marcus would put me in my bed, and I always had one of them in the bed with me, making sure I got up or got to the bathroom. It was a difficult time for him."

"Seeing her in that pain made me think that we always have to have this house as our backbone," Peters said. "If you need a place to come sleep, if you need a hot meal, if you need anything, I wanted to be able to provide that. That s--- was scary to see."

Peters seemed well on his way to realizing that dream when he accepted a scholarship to Washington in 2011 (even though Michael was so consumed with preparing recruiting tapes for others players that he initially forgot to create one for Marcus). He intercepted eight passes over his first two seasons and earned second-team All-Pac-12 honors as a redshirt sophomore. But when head coach Steve Sarkisian took a job at USC and Washington hired Chris Petersen away from Boise State in December 2013, everything changed. Suddenly, Peters became a major disciplinary problem in his junior year, one who didn't know how to control his emotions.

Included among his transgressions were: a suspension for the first quarter of the Fight Hunger Bowl in 2013 (interim head coach Marques Tuiasosopo levied that one prior to Petersen's arrival); a one-game suspension by Petersen after Peters head-butted an Eastern Washington receiver and threw a sideline tantrum; and a first-quarter benching against Stanford for showing up late to team meetings. By November 2014, Petersen had so tired of Peters that he dismissed him from the team. As the coach told local reporters, "When you feel like it just can't work, you gotta do what you've gotta do."

Peters admitted that his problems had plenty to do with Sarkisian being more tolerant and Petersen being a strict disciplinarian -- "That was me having an attitude," he said -- but the hardest part was telling his family.

"I didn't want to make that phone call," he said. "You know how you talk to your mom or your dad and they tell you how they see stuff coming, but they wanted you to go through it and figure it out for yourself because it's your life? That's all I was told when I told my pops and moms. [They said] they saw it coming."

Peters still remained confident enough to believe his on-field success at Washington would lead to him being selected in the 2015 NFL Draft. After his dismissal, he returned to Oakland to train, help his father with his high school team and spend time with his son, Carson (who was born just a couple weeks before Peters' college career ended). Peters wound up meeting with several teams prior to the draft, but the Chiefs continually displayed the most interest. They enlisted 20 different staff members in vetting Peters, and owner Clark Hunt also had a conversation with the young prospect.

In the end, Peters had a strong vibe about the franchise -- "I felt love when I talked to everybody who was in the Chiefs organization, like I was wanted around that facility," he said -- and the Kansas City decision makers felt the same about him.

"I know his college coach (Petersen) real well, so he explained to me what went on, and Marcus did, as well," Reid said. "[General manager] John Dorsey and [director of football operations] Chris Ballard did a great job of going out, meeting his family and going through the area where he grew up and learning what he's all about. And then we felt comfortable. He loves football. He's high-strung, but he loves the game."

The Chiefs selected Peters with the 18th overall pick in the draft. He immediately established himself as a future star in the 2015 season opener, intercepting the first pass ever thrown in his direction in the NFL (from then-Texans quarterback Brian Hoyer). Peters scored his first career touchdown a week later (on a 55-yard return of an interception tossed by then-Broncos quarterback Peyton Manning). Peters also shined in his first opportunity to play the Raiders in Oakland. After picking off Derek Carr in that 34-20 win, Peters trotted over to the sideline, found his mother and handed her the football before kissing her on the cheek.

However, there also have been some moments where Peters has revealed that he still has plenty

of growing up to do. He's quickly become known for his combustible personality, as he gets so competitive at times that he doesn't know where to draw the line. The problem with that is that he's now creating a certain reputation. In fact, officials flagged Peters for personal fouls in each of the first two games this season -- including a taunting penalty for wagging his finger at Texans wide receiver Will Fuller after breaking up a pass in that 19-12 loss -- which speaks to the need for him to check his emotions.

That combativeness is something the Chiefs have to manage -- "You never want to take away his competitive spirit, but I also tell him that he needs to be the guy in control," Sutton said -- but it's also a byproduct of Peters' upbringing in Oakland.

"You aren't going to be able to play on these grounds if you're soft," Peters said. "You've got to have a certain amount of toughness, because if you fall, you have to get up. Nobody is going to sit there and baby you."

Peters walked toward the McClymonds football field as he made that statement about Oakland. He pointed up to the high stone walls that surrounded the field and joked about how kids would try climbing up to see the games in his youth. Once inside, he sat down on the metal bleachers and explained how the school kept a chain-link fence in the middle of the stands to keep opposing fans away from each other. The point Peters was making: Playing games in that part of town meant always being ready for a fight afterward.

Peters appreciates how that experience hardened him, but he also harbors a deep compassion for his community. That much was clear back in April, when he funded a carnival in the parking lot at McClymonds. Hip-hop music blared through the sound system and little children feasted on free food and drinks. Peters just strolled through the celebration proudly, knowing he was impacting his community in the same way Lynch did as a player (and continues to do in retirement). "When he said he was done, I told him to chill out," Peters said of Lynch. "I'm ready to put this whole town on my back."

This is why Peters never makes excuses for his behavior. He'll apologize for his mistakes -- as he publicly accepted blame for his dismissal from Washington while also personally apologizing to Petersen -- but he won't compromise his personality or the values he cultivated in Oakland. They helped put him on the path he most wanted to be on, and he knows what that means to everyone around him.

"It's weird to see myself doing all this," Peters said. "But the best part is that my family gets to see it. It makes my family proud, because they can say, 'Damn, he really worked to go do something. And he's actually doing it.' "

(D.J. Johnson)

Derrick Johnson's long journey, relentless professionalism, and 'a little craziness'

BY SAM MELLINGER

Kansas City Star

August 27, 2016

Derrick Johnson doesn't need this, these glorified practice plays, the ones that don't count, where his 33-year-old body and surgically repaired Achilles' tendon are out here for reps he's seen thousands of times before and will be meaningful only if he messes up or worse.

But here he is, anyway. This is his job. And he is terrific at his job, in the plays that count, in large part because he's terrific here, in the ones that don't.

"I don't want somebody to turn on the film and say, 'Oh, he got done in on that play, who is that? Derrick Johnson?'" he says. "I have a high standard. My standard is higher than what the coaches expected of me."

The Chiefs beat the Bears 23-7 in a preseason game on Saturday. Mostly, it was not particularly exciting, or interesting, beyond the way that everything involving football is exciting and interesting in America.

Chris Jones was great. Alex Smith, too. Tyreek Hill made a nice play on an underthrown deep pass. All of this will be forgotten soon, the moment something else happens, and with Colin Kaepernick and Tony Romo making headlines, maybe that's already happened.

But if you were interested, Johnson put on something like a tutorial of professionalism in front of a half-full stadium.

"He's a unique character," Chiefs coach Andy Reid says. "You don't come across a lot of guys like that."

The image of crazy professionalism comes early, on the Bears' third play from scrimmage. Jeremy Langford, one of the league's toughest running backs, takes a toss to the left side. Johnson knows it's coming, and zooms past the scrum at the line of scrimmage and inside the lead blocker.

It's a beautiful ballet of speed, power, and brains, and his hands are on Langford 4 yards behind the line of scrimmage, before the back takes a single step upfield. This play is dead. It's all over except the tackle, but then a bizarre thing happens to the Chiefs' all-time leading tackler. Langford's right hand extends into Johnson's face mask, driving the linebacker into the grass. Should have been a loss. Bring on the punt team. Instead, Langford converts the first down. Johnson has made 990 tackles in his career. He has missed far fewer, but even now, with four

Pro Bowls and millions of dollars and respect throughout the industry, one miss in a preseason game gnaws at his soul.

“That pissed me off,” he says. “Agh. As a linebacker, they do a toss play, and the hole opens up, that’s like heaven to me.”

Johnson’s teammates aren’t used to seeing this. A few of them, including Justin March, asked what the heck happened. Johnson, because he’s Johnson, was happy to answer. It was technique, basically. And discipline. He took eight steps toward Langford, but should’ve taken nine or ten. He left his feet too early, basically, diving at a physical player before he had the physical advantage.

But by the time Johnson had that conversation, it already took on a different tone, because two snaps after the whiff he got his revenge. The Bears gave it to Langford again, this time a handoff around the left end.

Johnson used that same blend of speed and brains — at this point in his career, he loses a few pounds each year to maintain his quickness — to beat the center to the point of attack, then weaved behind the pulling guard.

It was 11 steps to Langford, who again stuck his right hand toward Johnson’s face mask, except this time the linebacker stayed up, chopping down the stiff arm and driving five or six more steps into Langford until he was pinned between Johnson and the grass for a 1-yard loss. Johnson got up, screamed, and maybe even smiled back at Langford.

“That’s the pride I have when you strap up,” Johnson says. “Like, ‘Hey, can you beat me? No, you can’t beat me.’ It’s a pride deal. Being competitive. It’s fun, too. When you get beat, it’s not fun.”

Again, this is a preseason game. Against a bad team. At least two of the other three linebackers he was playing with on Saturday will not be on the field when the roster is full. Tamba Hali and Justin Houston, the star edge rushers, are recovering from knee injuries. Eric Berry, the franchise safety, is expected back on Sunday.

Johnson, as much as anyone the Chiefs employ, has nothing left to prove. His place in the franchise’s history, not to mention this particular season, is secure. Nobody would blame him for coasting through a preseason game, especially at his age, and without some of the star players he will depend on when the games matter.

But if anything, Johnson goes the other way. He was the one gathering the defense around him before the game, telling them this would be the last time they’d play much together before the regular season, and that they had yet to be effective. Preseason or not, full roster or not, those are the types of things that have to drive the men who make it this far.

Johnson has needed more of this than most. The Chiefs took him 15th overall in the 2005 draft, so long ago that Dick Vermeil was still the coach and Gunther Cunningham the defensive coordinator. Johnson was supposed to be a star right away, but it didn’t happen like that.

He began as an outside linebacker, and his career probably bottomed out when the Chiefs went 2-14 in 2008 and responded by cutting his playing time the next year. Johnson never complained, at least not to anyone in the building, learning a new position five years into his professional career.

He has made his place on the inside, in a position that modern football is in many ways moving away from. But Johnson has made himself essential to what the Chiefs do, particularly against the run. He is gifted physically, particularly with speed and quickness, but he's football brilliant, knowing exactly where to be and when.

That's how he'll be remembered, too. He has an unrelenting energy and positive spirit. Reid says Johnson practices with the eagerness of a 20-year-old, but he has the mind of an 11-year veteran.

He has always loved football, but football has not always loved him back. He was a top linebacker prospect drafted to a franchise that at the time did not spend much time or energy on defense.

He played a full decade before winning a single playoff game, with two separate 2-14 seasons and subsequent rebuilds in between. His Achilles' tendon ripped, robbing him of essentially an entire season, but he somehow came back even better. Doctors with experience in the procedure say his recovery may be unprecedented in terms of age, position, and effectiveness. He is a maniacal worker, in other words, who could've tapped out of this brutal profession long ago. He is hopelessly committed to the cause, both personal and team, even here in a preseason game many have already forgotten about.

"They say real football players are kind of crazy," Johnson says. "So, I have to have a little craziness."

That's cool and all, but the regular season starts in two weeks. He better save some of this for then.

"I did," he says, smiling. "I've got a lot more."

(Dontari Poe, Jay Howard and Allen Bailey)

Chiefs' '3 Amigos' want to win games, sell shirts and 'eat greedy'

Terez Paylor
Kansas City Star
Sept. 24, 2016

The laughs come naturally for Dontari Poe as he stands between friends Jaye Howard and Allen Bailey for a photoshoot after a recent practice. It is a striking departure from the norm for Poe, the Chiefs' quiet nose tackle who usually does not betray much emotion.

Yet, there's something about Bailey and Howard — the rest of the Chiefs' starting defensive line — that puts Poe at ease.

The players dubbed themselves the "3 Amigos" a month ago. They're wearing T-shirts with their nickname and likenesses on the front, and as they ham it up for the camera, Bailey is trying to convince them to smile.

"We're not gonna smile for this, bro?" he asks.

"Nah man," Howard says. "We bossin' up on this one."

The three of them pose with tough-guy frowns as the camera snaps, but it doesn't take long before they're laughing again.

On the field, they're all business. Duty calls, and all that. But off the field, you can often find the 3 Amigos joking about some random thing, either in the locker room — their stalls are next to each other— or while eating with the rest of the D-linemen.

The group gets along so well that they regularly try to spread their good cheer to other position groups.

Every Friday, the defensive line pays for a team-wide feast in the locker room.

"These are my boys," Howard said after a recent practice, looking over at his buddies' lockers. "They're like my brothers."

Appropriately enough, the 3 Amigos concept took flight during one of their off-the-field food excursions in August. They'd joked about the concept for a while, but they never fully went full throttle until the three — along with a few others — ventured to a Mexican restaurant during training camp in St. Joseph.

Somehow, the 2008 NBA champion Boston Celtics came up — led by the "Big Three" of Kevin Garnett, Paul Pierce and Ray Allen — and given the way Poe, Bailey and Howard performed during training camp, they felt comfortable giving themselves a similar title.

"So we just ran with it, and the little slogan 'eat greedy,' because that's all we talk about,"

said Howard, who explained the slogan is why he mimics eating out of a bowl after sacks. "People thought I was eating soup, but I'm eating greedy man, trying to make a play."

Bailey and Poe don't celebrate the same way — "That's his thing," Poe said with a laugh — but they all thought "eat greedy" would look neat on the back of a T-shirt. So Howard dialed up Waldo T-Shirts, got help for a design and ordered 400 for men and women — a trial run as the trio split up the costs — complete with a picture of the three on the front and their motto on the back.

"Eating greedy? Can't go wrong with that," Poe said. "The 3 Amigos, man? That's just what we are."

The proceeds from the shirts, all three said, will benefit football camps they plan to continue hosting in or near their respective hometowns. Howard held his in April in Orlando, Fla., Poe held his in June in Memphis, Tenn., and Bailey held his in July in Darien, Ga. All three attended each other's camps, of course.

"I was just down for the cause," Bailey said of his decision to go in with Howard and Poe on the T-shirts.

"I'm not hard to convince. Easy money for the camps, bro."

If all goes well, Howard said they hope to make hoodies and skull caps once winter beckons. The shirts can be found on 3amigoskc.com, and Howard is hopeful they will take off.

"We're teasing Poe like, (heck), as long as we've got Poe on there, we're good," Howard said, referring to his friend's status as one of the NFL's best nose tackles.

But while Poe might have the most gravitas of the group — two Pro Bowl nods by the age of 26 — Howard brings athleticism, enthusiasm and ambitiousness — the T-shirt idea is his, remember — and Bailey is the elder statesman.

"I'm the oldest in the room in terms of NFL years," he said after a recent practice, turning to Howard with a grin.

Bailey is also a few months older than Howard, 27, and a year older than Poe, 26, who both entered the league a year after him. Yet Poe is the group's conscience, a quiet leader who has roundly earned his teammates' respect with his diligent preparation and team-first attitude.

"It starts with Poe and they all feel it," Chiefs coach Andy Reid said. "They all take a lot of pride in their job."

It was that pride that allowed Poe, who had back surgery in July 2015, to will himself back in time for the season opener last year. It was that pride that spurred him to keep playing, even as it took him a few months to round back into form.

"From a young age, I've seen people do good and bad, and I've seen the difference in their lives," Poe

said. "It's a job, and you've got to look at it that way. You get in the habit of doing bad stuff, you won't be here for long."

That's why the three of them were intent on bouncing back against the Houston Texans on Sunday. The previous week, the San Diego Chargers gouged the Chiefs on the ground for an average of 4.8 yards per carry on 32 attempts.

Chiefs defensive coordinator Bob Sutton challenged his line to rise to do better against the run-heavy Texans, and the trio rose to the occasion, helping the Chiefs hold Houston to an average of 2.9 yards on 34 carries.

"They're the first line of defense in the running game," said Sutton, who relies on his defensive linemen to stuff the run so he doesn't have to overload the box and potentially weaken the pass defense.

"You've got to play in there and do a good job to make this whole thing work."

(Derrick Johnson)

Chiefs' Derrick Johnson mentor to young linebacker corps

Matt Derrick
Chiefs Digest
August 16, 2016

ST. JOSEPH, Mo. — After 11 seasons in the NFL and more than a thousand tackles in his career, Kansas City Chiefs linebacker Derrick Johnson still doesn't get tired of teaching the new kids how it's done.

"How do you know that play?' It's always like, 'D.J., why did you move that way?' Well, I'm like, 'I've been playing it for a hundred years now'," Johnson joked after practice Tuesday.

Johnson's leadership has never been more valuable to the Chiefs. With Justin Houston and Tamba Hali still working their way back from injuries, Johnson is the undisputed leader of a linebacking corps loaded with young talent, fresh faces and veterans in new roles.

"Those young guys look up to me so we talk all the time mentally about the game, what plays about to come up, anticipation, trying to make plays," Johnson said. "They make me young. I see them running around, I try to do the same thing. They try to take my mental aspect of the game to help their's."

One of the young players looking to Johnson is Justin March. The second-year linebacker from Akron lined up alongside Johnson with the starting defense on Tuesday as the team searches for the right lineup with incumbent Josh Mauga nursing a groin injury.

"He's used to playing my position, where you can back up and roam a little bit," Johnson said of March. "Now he's playing Mike, which is kind of head on stuff. He's doing pretty good, he's smart."

March impressed last season in training camp as an undrafted college free agent before a knee injury ended his season before it began. He continues to work his way up the depth chart, and Johnson notices.

"Justin's doing well," he said. "He's got a knack for the ball, he's a young that has a nose for the ball."

Defensive coordinator Bob Sutton agreed.

"He's got some of that natural feel for the ball and that's a great trait to have, particularly as an inside player," Sutton said. "You can't tell where the ball is going all the time — whether it's staying inside or bouncing back out. He's always had that sense of nature since he's been here.

"He's got great energy, he plays really hard and he gets his hands on a lot of footballs. If he just keeps coming, he's going to be a real plus for us."

Another young climber is outside linebacker Dadi Nicolas, the sixth-round pick from Virginia Tech. The rookie impressed in his debut against the Seahawks on Saturday, totaling three tackles including two for a loss of yardage to go along with a sack and two quarterback hurries.

“Dadi’s got a motor on him,” Johnson said. “He’s our smallest outside backer, he’s like 230, but he’s a guy that we know has a lot of speed. Young, relentless, guy that’s got a motor. He’s still learning the whole mental aspect of the game but it’s good for him to get some production.”

The best wisdom Johnson shares with March, Nicolas and other young players is the importance of anticipation.

“Certain formations, certain looks that the offense gives you, it’s teed off on what you need to anticipate,” he explained. “To make plays you have to anticipate, because if you don’t you’ll be a step slow every time.”

With the first preseason game out of the way, Johnson said he hopes his youthful teammates also gain an understanding of the urgency to get better before the season begins.

“Preseason is never as good as you think it is and never as bad as you think it is,” Johnson said. “You’ve got to have that mindset to just kind of keep getting better.”

(Laurent Duvernay-Tardif)

A Tale of Two Passions: The Life of Chiefs Guard Laurent Duvernay-Tardif

Hip-hop music blares on a team charter plane as 52 very large grown men celebrate and dance without restraint.

After dropping five of their first six games to start the NFL season, the Kansas City Chiefs have won their second game in a row in dominating fashion—a 35-point victory in London, England, on United States national television.

A nine-hour flight to Kansas City provides the perfect excuse to let loose, and to only top their feeling of jubilation, it is officially the bye week. They won't be reporting to practice the next seven days.

Surrounded by upright, smiling, energetic players, one player stays seated, noticeably closed to this world of triumph.

It is the Canadian-born Laurent Duvernay-Tardif. He is wearing headphones and is engrossed in a textbook. His American teammates call him "Larry," a nickname much easier to pronounce than the French-based alternative.

"There's Larry, looking like hell on Earth," a teammate, Mitch Morse, laughed as he recalled the scene. "He is just miserable. He just played a game. He's out of fluids, and the guy is just reading this book about the same size as his head."

Morse is joking, of course, but the truth of the matter is that is Larry.

Having to study for the entirety of a nine-hour flight while his fellow teammates celebrate around him is part of the double-life he chose, one in which he continues to pursue a medical degree while simultaneously starting at right guard in the NFL.

Larry didn't sleep on the charter back to Kansas City, and after a 4:00 a.m. Monday morning team meeting, he drove back to the airport to catch a 6:00 a.m. flight.

He was headed back home to Montreal, Quebec, where in two days he would take a surgery exam as part of his medical degree requirements. While some of his teammates were off to a relaxing vacation, Larry would begin his bye week by studying for the next 48 hours straight.

There is nothing about Laurent Duvernay-Tardif that could be considered normal, and that is genuinely the way he likes it. Ask him why he puts himself through the rigor of medical school and the time demands of professional football, and a smile will come to his face.

He is a man with two passions, a man who would not feel complete without both occupations.

There are many players in the National Football League who consider themselves at home on the football field. Larry shares that quality, sure, but put him in a white coat in the middle of the emergency room, and he is just as at peace.

To an onlooker, it may seem odd. How could he possibly do both? How could he possibly be both?

It is not ordinary, but nothing about him is.

Today, Laurent Duvernay-Tardif stands at a towering 6 feet 5 and 321 pounds. One of the first things you notice about Larry, besides his overall height and thickness, is the size of his hands. A shake hello with Larry is kind of humbling in a way. This is a human startlingly bigger than most.

Larry grew up on the south shore of Montreal in a small town called Mont-Saint-Hilaire. According to a 2011 Census, the town has a population of a little less than 20,000 people.

When Larry was a child, he was always very curious. That is the one quality that stands out as his father, François, thinks about his son growing up. Although too young to be into that sort of thing, Larry loved taking on "projects," as François describes— any task he could complete.

Larry, who is now 25, grew up the oldest of three siblings—he has two younger sisters—on a vineyard. François originally entered the wine business when his father, Guy Tardif, opened the property after a prestigious career in Canadian politics.

François joked that Larry was perhaps the youngest sales prodigy in all of Canada.

"Laurent, he was able to sell wine at 8 years old and [give wine tastings] to the guests," François said. "He never tasted the wine, but he was good at describing the wine, and sometimes he gave very good tips, which helped sales."

In 1999, François and Larry's mother, Guylaine, decided to leave the vineyard for a year to take Larry and his two sisters on a sailing trip. With only the clothes on their back, the family bought a boat, rented out their home and travelled down to Florida and the Caribbean.

It was on the boat trip where François believes an 8-year-old Larry took a step ahead of his peers as far as self-reliance and belief in the fact that he could do anything.

"We started with a baby of 9 months and the other one at 3 years old (Larry's sisters), so my wife was almost all the time with the babies," François said. "I was sailing the boat with Laurent there most of the time, so he was able to read a map, interpret tide charts and use the radar."

François, Larry and the rest of the family had no major expenses. For a year, they fished for all their food and bought fruits and vegetables in markets off the coast.

The family returned to Mont-Saint-Hilaire in July of 2000.

In Mont-Saint-Hilaire, everything is oriented towards the sport of hockey, so the fact that the city produced a starting right guard in the National Football League is somewhat fascinating in itself.

Larry originally played hockey as a 200-pound defenseman during his early teenage years, but he never seriously committed to the sport as he grew heavier and heavier.

Larry began playing football in Mont-Saint-Hilaire at the age of 14. He said he quickly took to the game because of the balance between strategy and action.

"I think even now, it's still the same thing for me," Larry recently said. "When you're on the field, it's reaction, it's explosion, but at the same time you need to be able to analyze the front that the defense is presenting you and know what to expect. This requires a lot work and film study off the field. You need to be athletic. During your off time, or at night, during the meeting, you really need to be a smart guy to understand football and that's what I noticed about it when I was 14.

"When you watch film, when you watch your opponent, it's really strategic. It's like a chess match. That's what kind of got me into football and that's one of the reasons why I chose this sport over other sports."

Larry played football throughout high school, only breaking for another family sailing trip in 2008. This time around, he was 16 and remembers the trip vividly.

"We left from Montreal and we sailed down to Boston, New York, Delaware Bay, Chesapeake Bay, all the way down to Miami," Larry said. "Then we hit the Gulf Stream and went down to the Bahamas, Turks and Caicos for a year. That was amazing, a really great experience. I think that's one of the reasons why I'm so close to my sisters, my father and my mother."

On the boat, Larry's father taught him science and math, while his mother taught him social sciences and English. There were aspects of the trip that made it difficult, but Larry believes he couldn't replace the lessons it taught him.

"You get to meet a different culture and a different way of living," he said. "The whole speed of life is slower. You don't have a cell phone; you don't have the Internet. It's a great experience and it helped me both in football, but also especially in medicine, because it opened my mind to different cultures and [today] helps me understand and treat people from different backgrounds."

Upon returning in 2008, the Duvernay-Tardif family, now with no vineyard, decided to get into the baking business. Though they seem vastly different, the vineyard and baking businesses share the commonality of fermentation, so the transition was easier than one would expect.

"It's really close because they both work with yeast," Larry explained. "Fermentation in wine uses yeast and fermentation is also used in bread to make the dough. It was not that different and my dad was a specialist in that domain so he just started the bakery when we came back."

They called the bakery, "Le Pain dans les Voiles," which is French for "Bread in the Sails."

Over the years, Larry has actually worked for his parents inside the bakery.

"I like to sell my bread," he said with a laugh. "I just like to be behind the counter, to meet people, serve people. It's kind of a cool shift, when you go to work at like 3 in the morning, the whole city is quiet. You wake up, you go there, you start to make the dough, you start to bake the bread and then slowly customers start to arrive around 6 o'clock. It's just a nice rhythm."

After completing high school in Canada, students are required to attend the "CEGEP." CEGEP stands for "collège d'enseignement général et professionnel," a two-year school that serves as a buffer for Canadian citizens between high school and college.

Because he loved the game of football so much, Larry continued to play during CEGEP.

At the time, with a dream of medical school on the horizon, he figured his years playing in the CEGEP would be his last, as those around him felt there was no possible way he could do both.

"Everybody was telling me, 'You know what? Laurent, if you want to get into med school, you have to make a choice. You cannot do both at the same time,'" he said, "because both are very demanding."

Based upon his grades and background, Larry was accepted into the medical program at McGill University, one of the most prestigious schools in the country. Some have even nicknamed McGill the "Harvard of Canada."

While the school curriculum itself would be a challenge for Larry, what made things even more difficult was the fact that McGill is an English-speaking school, and he was not fluent at the time.

Considering those steep obstacles ahead, Larry quit the game of football in 2010.

"He decided not to play football and just go to school," Matthieu Quiviger, the O-line coach with the McGill program, said.

But before long, Larry began to have second thoughts. It only took him two Saturdays as a spectator before he realized he had made a grave mistake.

"I was regretting my decision," Larry said. "When you're a football player and you're not on the field on Saturday, it's hard. After two weeks I was just not able to deal with that, and I went to see the coach the Monday after the game and I was like, 'Coach, please give me a chance,' and he agreed. I told him I was a little reluctant because I was not speaking English, and because of med school and everything, and he kind of understood."

Larry joined the McGill Redmen as a defensive lineman for the remainder of the 2010 season, and he geared up for what he knew would be the most difficult year of his life. Now a medical student on the football team, time management would be critical, and he needed to get his English straight.

Sometimes you meet the most important people in your life when you are going through the toughest of times. When Larry could not speak English during that first year, the classes taught solely in the language were a struggle.

Rather than attending them in person, he would watch the classes on a streaming service in a restaurant across the street from his parents' bakery.

And in that restaurant, there was a girl—a pretty brunette named Florence. She was one of the waitresses and an art history student at the University of Quebec.

"His English wasn't on point," she said of the time. "Instead [of going to class], he would come into

the restaurant with his French-English pocket dictionary."

Larry attended his first year of classes by Florence's side, and what began as a friendship eventually blossomed into a relationship. Six years later, they are still dating, and it is something that he believes to this day is critical to his success.

"I think it's essential actually," he said. "I don't think I would be here and still doing both if I did not have somebody to talk to and have somebody I can relate to that motivates me to accomplish what I'm trying to accomplish. Even though we are in two very different fields, we are both overachievers and we are striving for greatness. We both know that being at the top of our field is going to require travel and work and study in different places.

"Last year, Florence was working in Italy for one of the biggest art fairs in the world while I was back at McGill during the offseason. Of course, long-distance relationships are hard but I will always push her to try to achieve her goal and she is doing the same for me."

During Larry's past three years with the Chiefs, Florence has been able to visit him in Kansas City, attending Chiefs games at Arrowhead. While in Kansas City, she has also had an opportunity to take in some of the things that pique her own interests.

"I was pleasantly surprised to discover KC over the last two years," she said. "It is a very welcoming city. I'm a big fan of the Nelson-Atkins Museum of Art, the Kemper Museum of Contemporary Art and the Belger Arts Centre."

Florence said one of her fondest memories with Larry was at the Belger Arts Center. It was there he found out he made the final cut on the Chiefs 2014 roster.

But that may have never happened had she not helped Larry get through his first four years of college, where he had to balance both football and medical school at the same time.

"It was all about time management," Larry said. "That first year, I was kind of learning the process, learning how to study and be efficient. You get to know your habit, what time of the day you're able to perform better in your study, what time of the day you can perform better with your weightlifting and training. That was a bit of a transition for me, but afterwards, you start to get into a rhythm and of course, it's a lot of sacrifice."

In the winter of 2010 after Larry's first season, the McGill football team needed to make some personnel changes in order to fill out both sides of the line.

Hardly anyone realized it at the time, but this moment would be one of the most important in Larry's development and football career.

Quiviger, the team's O-line coach, had been a five-year starter at offensive tackle for McGill from 1990 to 1994. During that span, he earned all-conference honors twice in addition to capturing all-Canadian honors in 1992 and 1994.

"We were lacking some offensive linemen and some big bodies, so they transferred a couple different linemen that winter," Quiviger explained. "At that time, [Larry] had played some offensive line in high school before, but 99 percent of it, he played on the defensive line."

It didn't take long for Quiviger to realize Larry was special.

"It took five seconds," he laughed. "After one practice, I went to the head coach and said, 'If you retransfer that guy to the defensive line, I'm never talking to you again.'"

Quiviger was historically one of the best offensive linemen to ever play at McGill and is a member of its Hall of Fame. That is why his 2010 affirmation mattered more coming from him than it did from most.

"I could just see that he was better than me at everything," he said. "This kid was just faster, stronger, quicker. He understood faster. He had coordination. He had extremely good dexterity in his hips and ankles. Right away, I could see he was going to be very special."

So special, that Quiviger offered Larry something that meant more than anything to him.

"He had a defensive lineman's number. He was wearing 92," Quiviger said. "I said, 'Look. No one is wearing my old number, which is 66.' I said, 'Would you please wear it if you don't mind?'"

Larry wore the number 66 and played at the offensive tackle position for the remainder of his college career.

Throughout his time at medical school and a football player at McGill, Larry was among the best in both realms. At offensive tackle, he quickly became one of the best players on his team, all the while maintaining a perfect 4.0 grade point average in the classroom.

"As smart as you think he is, he's smarter than that," one of his mentors and the research director in the department of emergency medicine at McGill, Dr. J. Scott Delaney, said. "Going to medical school is like learning a lot of new information, but also learning a second language at the same time. Then to pick up as an offensive lineman and the different schemes he was using at the university, I'm sure it took every waking minute and hour that he had during the day."

In order for Larry to manage his obligations, it more or less did. During his first two seasons at McGill, he could attend every practice, but during his third season, which coincided with him beginning to do rotations in the hospital, that had to change.

"That's where it got a little more tricky," he said. "I was basically making sure that during the football season, I was getting rotations close to the stadium in sport medicine and specialties that were a little bit more flexible. I was able to go do my rotation during the day, come back for one or two practices a week, and then study and be there for games."

Sometimes, there were hours of sleep lost to the night.

"It happened multiple times where I was finishing my rotation in medicine and I was going to sleep in the locker room for a couple of hours and I was there still the next day for the morning practice," he said. "The guys were just kicking me in the locker room saying, 'Hey Laurent, come on for the meetings.'"

In 2013, Larry was practicing less and likely sleeping less than every player in the country, yet he still managed to win the J.P. Metras Trophy, the award given to the most outstanding offensive lineman in Canada.

This became Larry's light bulb moment. He knew he was good; that was obvious. But maybe, just maybe, he was NFL good.

"The thing in Canada is that you don't necessarily play against all the teams," he said. "You play mostly against teams in Quebec, which is our province, but you don't play against the teams in the west. So to get that award, I was like, 'OK, I'm not only good in Quebec, I'm also good across Canada,' and it kind of motivated me to train even harder and to approach the fourth year, my last year at McGill, like a challenge and an opportunity to prove myself to everybody and to put good film up there."

Larry called a close friend who he knew he could trust. His name was Sasha Ghavami, who was attending law school at the University of Montreal.

Ghavami received the call in Australia, where he was completing his final semester of law school in a study abroad program.

"[Larry] said, 'A lot of agents have contacted me, but I don't trust them,'" Ghavami explained. "'I trust you. I know you know the difference in football, and I know you always wanted to do this, and I feel that with your hunger and with what you want to do, you could help me get to the next level.' He said, 'Quite frankly, I don't know anything about pro football and I need help with this whole thing.'"

Ghavami changed his flight so that he could come home from Australia as quickly as he possibly could.

"He went to do the [agency] classes, and we signed a contract together," Larry said.

Weeks prior to this phone call and contract, Ghavami had already been researching his friend. The 2013 Canadian collegiate all-star game had a combine tied to it, and he had crunched the numbers.

"I compared [Larry's numbers] to some statistics that I had researched on combine numbers from draftees in the NFL, and he was competing with the top end of the prospects," he said. "I was like, 'Wow. Granted, he hasn't played in Division I football, but he's got all of the physical tools to get there.'"

Larry was projected to be the number one prospect in the 2014 CFL Draft.

Once Ghavami realized the NFL potential, Larry knew he had to alter his medical school program at McGill. There was no way he could train for the NFL Combine and study medicine at the same time.

"What I decided to do was to go see the dean of medicine and I told him, 'Sir, here's my plan. Here's what I want to do: I want to get drafted in the class of 2014. In order for that to happen, I need to potentially train in the states for a couple of months, do a pro day or a combine and have good results. And for that, I need four months off.'"

The dean accepted Larry's plan, and Ghavami connected with an American agent, Chad Speck, the president of the Allegiant Athletic Agency who also represents Chiefs safety Eric Berry. Ghavami was not NFL certified, whereas Speck was, so the two partnered up as a team to represent Larry.

Larry flew down to Tennessee and trained for four months, but he did not get an invite to the NFL Combine. This was a roadblock.

What do you do when you're a Canadian NFL prospect who missed an invite to the Scouting Combine?

For Ghavami and Larry, the answer was to host one of the first ever pro days in the history of Canada.

"It was kind of a gamble," Larry said. "To host that pro day was kind of my only chance to put both CFL scouts and NFL scouts in the same place, at the same time for me to perform my tests."

Nine NFL teams showed up to the pro day—the Bears, the Bills, the Cardinals, the Eagles, the 49ers, the Jets, the Packers, the Raiders and the Kansas City Chiefs.

"It was amazing. To be honest, I didn't know the impact of that until it took place," Ghavami, who organized the event near McGill, said. "You see these NFL personnel people come in one after another, and you're like, 'Wow, they're coming all the way here.'"

"For them to come to us and say this was the best pro day they had ever been to, it's very good. So I was very happy about that."

Larry's numbers at the pro day were among the best of the 2014 draft class.

"Duvernay-Tardif was not at the combine," NFL media analyst Gil Brandt later wrote, "but those numbers were as good as any offensive lineman there, including Taylor Lewan."

"I did well," Larry said. "That gave me a lot of confidence throughout the process."

There is a bit of risk involved with drafting a Canadian prospect to the NFL, the first of which is as rudimentary as the rule differences.

For an offensive lineman in particular, the rules are vastly different. In Canadian football, there is an entire additional yard between the ball and the defensive line. This skews statistics and even film when evaluating for the NFL.

Combine that with the fact that Larry wanted to continue to pursue his medical degree, and no matter his pro-day numbers, this had to alarm some teams.

But not so much the Chiefs.

"When I think you do your research, you want to see, is he mature enough to handle both loads?" Chiefs general manager John Dorsey said. "Is he strong enough mentally to handle both? And I think he can do that. Then you marvel and you watch him grow. You marvel his athleticism and you see his true innate strength, and you go, 'Holy crap, he can do both of them.'"

"I think that's a credit to those regional scouts doing their homework and really digging and kind of getting to know him and maybe sitting and taking him out to lunch or dinner and just finding out what makes him tick."

On January 18, 2014, Larry was one of only two players in the Canadian Interuniversity Sport (CIS) to be represented in the East-West Shrine Game held in St. Petersburg, Florida, and his performance there stood out in particular to Dorsey.

"Where it began to finish and flash, you go back to the East-West Game, because he held his own," Dorsey said. "Then you watch him play against junior college teams. What you always saw was the athleticism and the lateral agility and the strength with the hands. Those were the things you saw, and if you could dominate at a lower level, then you have a chance."

Dorsey and the Chiefs felt Larry had "enough of a chance" that they selected him with the 200th overall pick in the sixth round of the 2014 NFL Draft. Five days later, he was selected in the third round of the CFL Draft, his Canadian draft stock having slipped due to his selection in the NFL Draft.

But despite his selection to both leagues, Larry knew where he was headed. He never gave it a second thought.

"My goal was always the NFL because it's the biggest league," he said. "But at the same time, football is my passion, and wherever you get drafted, whatever rank, whatever round, as long as you get drafted to a team, then it's your job to go on the field and prove yourself. So I was not impressed and I was not scared about where I was going to come out, I just wanted to have a team and to be able to prove myself."

On day three of the 2014 NFL Draft, a former Kansas City Chiefs long snapper named J.P. Darche was not watching. He was at one of his sons' baseball games when he picked up his cell phone.

Coach Quiviger, his former teammate at McGill, was on other the line.

"Hey, you won't believe it," Quiviger said. "Larry got drafted to the Chiefs."

Darche grew up in the greater area of Montreal, attended medical school at McGill, played on the football team and was drafted to the CFL in 1999. In 2000, he moved onto the NFL with the Seattle Seahawks, where he would spend the next seven years, before moving onto the Chiefs in 2007.

When his career ended in Kansas City in 2008, he decided to raise his children there, later restarting med school at Kansas University in 2010.

Of the 32 possible locations, Larry, who Darche had met through Quiviger, was heading right for him.

"I guess it was meant to be," Darche later said.

Rather than coming to America with no guidance, Larry was drafted to Kansas City, where Darche took him under his wing in the summer of 2014.

"Shortly after he got here, I invited him over," Darche said. "I had him over to the house for a

home-cooked meal, and we kind of got away from the whole football thing. It was cool because we're both French-speaking. We're kind of the same background."

Darche would serve as a mentor for Larry, something he needed especially in 2014, when everything was new and he did not play in a single game for the Chiefs.

For any player, that could be frustrating, but it was that year in which Larry said he learned "everything" about the NFL game.

"I think for me, coming from a small school football-wise in Canada and getting drafted in the NFL, that was a big step and there were a lot of things I had to learn," Larry said. "That first year, for me, was really, really critical. Even though I didn't get to play, I learned the whole playbook. I learned new rules ... You learn how to deal with a real bull rush from a 340-pound defensive lineman. There was really a learning curve for me."

Larry put that year to good use, and then parlayed his knowledge of the playbook with a strong offseason workout regimen.

"I really trained with the mindset that next year is my year," Larry said. "When I presented myself to training camp [in 2015], I was really focusing on that goal to be a starter."

The difference in Larry showed something to head coach Andy Reid, who named him just that to open the 2015 regular season.

"When I played my first snap in Houston in 2015, I was confident," he said. "I felt good about myself. But I realized there were a lot of things that I needed to work on and I was way far from being perfect, but I was feeling good about it."

After just three games, however, Larry was benched.

"I was not playing good football, especially against the Packers," he said. "I really took those three weeks to go back to the basics. Now I knew what it was like to play on the field—let's think about what I can do better. Why am I doing all those drills? And when you get some reps on the field, you can relate it to practice ... I think during those three weeks I really went back to the fundamentals. After that, when I got my other chance, I was a more mature, more confident player."

Larry was reinserted back into the lineup at right guard four weeks later, and he would remain there the rest of the regular season.

The only game he could not play in after that was against the New England Patriots in the Divisional Round after suffering a concussion in the Wild Card Round against the Houston Texans.

"That's something that's difficult with football," he said. "You never know when your last snap is going to be. For me to play that last snap in the second quarter of the Texans game, it kind of left me hungry and I'm really looking forward to 2016."

Larry temporarily switched his focus back to medical school this past offseason.

When NFL players are encouraged to take a break from training right after the season, he began his internal medicine rotations, which can keep students on the medical floor up to 16 straight hours at a time.

He figured the beginning of the offseason was the perfect time for such a schedule because he didn't need to be in the gym as frequently.

His emergency rotations later on in the summer were only eight hours apiece, allowing him to follow the Chiefs training schedule during off hours.

Doing both is "not that hard," so he says. It is the switching of mentalities that is the most difficult.

"You go from really, really high emotional states, like when you're on the field winning, to the week after—you're waking up at 6 in the morning, you're on the floor at 6:45 and you're dealing with all kinds of different medical issues and personalities," he said.

That considered, he managed to seamlessly do both once again this offseason, as he arrived to training camp in St. Joseph the team's starter at right guard and did not miss a beat this preseason.

Dorsey recently weighed in as to how far Larry has come on the football field since his rookie year in 2014.

"I think he's got every combination to succeed in the National Football League," he said. "I think one, he's got toughness. I think his hands are better. I think he is strong. I think he could hold up and lock guys. I think what he's done by playing [in 2015], what gives all rookies fits is that. When stunts begin to flash in front of you, he's actually begun to have more patience and sit in there and he can only get better now."

The precision that made Larry a 4.0 medical student has translated to his play.

No one really knows how far Larry will go in the game of professional football, as in each of his first two seasons, he has only continued to get better and better.

The thing is, though, that this phenomenon is not new. It is a trend that started at McGill and has only continued in Kansas City.

Reid has said a countless number of times that he will always play his team's best five offensive linemen, so when you multiply that across the 32-team league, that makes Larry one of the 160 best players at his position in the entire world.

Many try, but few are able to accomplish it.

"To have the opportunity to play pro sports at the highest level, which is the NFL, is something an incredibly small percentage of people get to do," his mentor, Dr. Delaney, said. "It's a little fraternity and club that he'll always have."

But to Delaney, that pales in comparison to what Larry will truly be remembered for—and that is, in his own words, "touching people and affecting them" in a positive way as a medical doctor.

"I hope [him being a doctor] is, in retrospect, more valuable than his NFL career," he said. "It may or may not be, but I think it will be because it probably will come to define him. He will be the doctor who played in the NFL. At some point, he will not be the NFL guy who is also learning to be a doctor. I see 30 years from now, obviously he'll always be a big guy right? So he'll get people's attention. But the NFL stories will fade a bit.

"Well, you know Dr. Duvernay-Tardif played in the NFL.'

"[His patients] won't know him as that. They'll know him as a really good doctor and a really good teacher. Who they'll remember—someone will tell the story of when he played in the NFL—but they'll be more impressed with the person and the physician they're dealing with."

In 2016, Larry will play his third season in the league, and that will follow with four more months of medical school before he will officially be "Dr. Duvernay-Tardif."

And who knows?

Larry is already teasing the idea of putting "Duvernay-Tardif, MD." on the back of his game jersey for 2017.

(Marcus Peters)

Chiefs' Marcus Peters chosen AFC defensive player of the week

Terez Paylor
Kansas City Star
September 28, 2016

The honors keep rolling in for Chiefs cornerback Marcus Peters.

On Wednesday, Peters was chosen AFC defensive player of the week for his two-interception performance in the Chiefs' 24-3 win over the New York Jets on Sunday.

This marks the second time Peters has won the award during his career. He also won it in December, when he recorded two interceptions in the Chiefs' 34-14 win over the Baltimore Ravens.

Peters, 23, has recorded 12 career interceptions during the regular season. He nabbed a league-high eight last year, when he also led the NFL in pass defended with 26, made the Pro Bowl and was named the league's defensive rookie of the year.

His success has caught the attention of Pittsburgh Steelers quarterback Ben Roethlisberger, who will face Peters and the Chiefs at 7:30 p.m. Sunday at Heinz Field.

"He catches every ball that is thrown his way," Roethlisberger said, with a chuckle, when asked what stands out about the Chiefs' second-year corner. "What a phenomenal player." Roethlisberger said Peters' ball skills are special.

"Offensive guys always make fun of defensive players — they play defense because they can't catch," Roethlisberger said. "Well, he can catch everything. It hits him in the hands, he catches it. It bounces in the air, he catches it."

But it's not just the ball skills, Roethlisberger said. It's the consistency with which he uses them. "The way that he reads routes, the way that he jumps routes, it just seems like he almost has the team's offensive playbook," Roethlisberger said.

And even though it's difficult to completely avoid a cornerback in today's NFL — you have to just pick your battles, he said — Roethlisberger added that Peters' playmaking flair forces offenses to account for his presence.

"There's some corners out there — like Marcus, (Richard) Sherman, (Josh) Norman, (Darrelle) Revis and (Patrick) Peterson — that you can't avoid, but you've got to know "where they are," Roethlisberger said. "And you also have to have faith and trust in yourself and your receiver." Sunday's game will mark Roethlisberger's first time facing Peters. The Chiefs beat the Steelers 23-13 last October, but Roethlisberger missed the game with a knee injury.

(Alex Smith)

Alex Smith sheds Captain Checkdown label, becomes Captain Comeback

BY SAM MELLINGER
Kansas City Star
September 11, 2016

The moment that must've seemed impossible during Alex Smith's career, and that certainly appeared impossible on a gorgeous fall afternoon, felt like being sideswiped by a racehorse.

Football careers and reputations are made in these blinks, between all the violence, and when Smith saw the defender play the pitch he tucked and dived for the goal line, a dozen years in the NFL making him well aware that he was now less of a quarterback than a billiards ball. The defensive end trucked him from the side, and two linebackers led their shoulders to his helmet.

The Chiefs quarterback heard "touchdown" over the loudspeakers. He fist-pumped a little. He slapped hands with his teammates. The modern NFL means no celebration is official until further review.

So Smith walked to an open space, watched the replay on the video board (he couldn't tell much) and waited for the official to confirm what everyone left from a sold out crowd hoped to be true — that the quarterback who couldn't come back had just finished the greatest comeback in Chiefs history with a 33-27 overtime win over the Chargers in the season opener at Arrowhead Stadium.

Those first few seconds were chaos, Chiefs players and coaches swarming each other in what must've been at least a half dozen mini mosh pits. Smith, who typically shows all of the emotion of a shoelace, went bonkers. He screamed. He raised his arms. He cursed into the noise. He punched the air, strutting toward the seats, swarmed by photographers, his finest single moment in four years with the Chiefs.

The most anticipated and promising Chiefs season in at least a decade began in as wild, confounding, agonizing and ultimately inspiring way possible. It was, basically, their 2015 season — from 1-5 to a playoff win — played out in game form.

There are any number of ways to quantify how unlikely this all was. The empty seats were a clue, at least one-third of fans leaving sometime between halftime and a rally from 21 points down that took a series of twists you wouldn't believe in a movie. Using Pro Football Reference's win probability calculator, there was a point in the fourth quarter the Chiefs were less likely to win than the Royals' low point in the 2014 Wild Card Game.

Neither Smith nor the Chiefs, have ever seen anything quite like this. It's the biggest comeback since the franchise was born, and the first time the Chiefs have won with Smith leading a late touchdown drive that broke a tie or erased a deficit.

He is Captain Checkdown, not Captain Comeback, and by now tired "game manager" quips didn't appear out of thin air. Smith is 3-40-1 when his opponent scores 24 or more points, and just for context that win percentage (.069) is around one-third as well as all teams did last year (.211).

Before Sunday, he had won just one of 13 such games with the Chiefs, and fans of a certain intensity will remember the win came when Jamaal Charles essentially turned simple screen passes into unstoppable forces in Oakland three years ago.

Len Dawson, the Hall of Fame quarterback and broadcaster, sat on a chair in the winning locker room. More than 50 years he's been around this game, and he couldn't immediately think of anything like what he'd just seen.

"From their point of view," he said, "it should've been (over)."

This was a grinder's comeback. The Chiefs got some breaks — the Chargers went into a sort of prevent offense, and the officials may have missed a push off by Travis Kelce on a key play in overtime — but they did this as a comeback of a thousand cuts rather than a few enormous blows.

There was no blocked punt, no pick-six, no single dynamic play. Just a stubborn refusal to accept the scoreboard, and perhaps the confidence of pulling off a similarly improbable comeback over the 2015 season's final 10 games.

At halftime, Smith — clichéd even in rallying cries — talked about needing to go play by play because there is no such thing as a 17-point play. Mitchell Schwartz, the new right tackle, talked of coming back from 28-3 a few years ago with the Browns — the greatest comeback by a road team in league history. Spencer Ware remembered a wild game in high school, back in Cincinnati.

"We know what's in us," Ware said. "We were down. No energy. Not really any big plays, but we just believed in ourselves. In the system. Believed in the coaches."

We can all remember moments, either from a game we played or one we watched, but those are lifetime memories precisely because they are so rare. What are the chances, when the defense is being torn apart from the middle, and the offense can only move sideways?

Asked after the game at what point he believed the Chiefs were going to win, Smith immediately changed the question, and couched it — "not that we were going to win, but I knew we had a shot, twice." It was that kind of game.

Smith's long track record aside, maybe these Chiefs were the perfect team to pull this off. What they did last year was remarkable, and must have convinced them on some base level that odds don't matter. This is also, for the most part, a group that's been around — and been around *together*. Andy Reid, for all of the fair criticism he takes, is a damn good coach who's worked and won more games than all but two other head coaches in the league.

This isn't a group likely to get flustered, is the point.

"Normal human reaction, I think it probably takes the first score to kind of get the ball rolling and really believe it," Schwartz said. "But if you're just out there going through the motions, you're not going to get that first score anyway."

The comeback came in relentless swings of the ax — a short touchdown to Tyreek Hill on a wide receiver screen, a beautiful back-shoulder pass from Smith to Jeremy Maclin, another pass to Maclin after an awful punt just after the 2-minute warning, and a suddenly stingy defense holding up enough to make it all matter.

NFL life moves fast. Sometimes brutally so. The euphoria of this win will wear off — the coaches will make sure of that — and reality will set in that just as losing the opener would not have doomed the season, winning the opener crowns nothing.

Smith himself winked at that, breaking off an answer to a softball question to point out how poorly the Chiefs played for the first 2 1/2 quarters. In that way, this may be the perfect sort of outcome — a division win, with enough highlights to validate an offseason of hype to the public and enough problems to keep everyone in the building honest.

"This could be huge for this team," Dawson said. "I mean, it could be *huge*."

When Smith was done with reporters, he began to walk away from the microphone. Someone noticed some swelling on his throwing elbow. Wins don't come for free. Smith tried to laugh it off, then walked into the hallway, where friends and family screamed and hugged him before he even had both feet through the door.

(Cairo Santos)

Cairo Santos kicks walk-off for first time in NFL career

BLAIR KERKHOFF

Kansas City Star

November 13, 2014

CHARLOTTE, N.C. - The Chiefs hadn't played a regular-season game at Carolina since 2008, two years before kicker Cairo Santos enrolled at Tulane.

But a key to Santos' productive day, which included the game-winning field as time expired in the Chiefs' 20-17 victory over the Panthers was familiarity.

The Chiefs played a preseason game at Bank of America Stadium in 2014, when Santos was an undrafted free agent battling veteran Ryan Succop for the job.

Santos remembered a well-kept turf, short grass and few problems with the conditions for the kicking operation.

"It helped knowing that coming into this game," Santos said.

So when Santos and the kicking operation calmly took the field after the Chiefs called a time out with four seconds to play, they were ready.

Marcus Peters had just turned in the defense's second remarkable play of the quarter when he wrestled the ball away from Kelvin Benjamin to give the Chiefs possession at the 29 with 29 seconds remaining. That came a few minutes after Eric Berry's interception return gave the Chiefs' new life in a game it never led until the clock read 0:00.

"I thought this thing was going to overtime," Santos said. "I was just hanging out, and I watched Marcus strip the ball. I jumped up to get my helmet."

Santos quickly kicked a couple into the net to warm up on a chilly afternoon. A Spencer Ware run went for 11 yards, and quarterback Alex Smith kept the final offensive snap and fell into the middle of the field at the 18.

The field goal was spotted at 27, making it a 37-yard attempt. James Winchester's snap was perfect to holder Dustin Colquitt and Santos kicked it through as time expired.

"I told myself don't rush it, take it slow," Santos said. "Take the steps slow."

The first walk off field goal in Santos' NFL career didn't ignite a wild celebration scene. Santos got a hug from Winchester and another from tight end Travis Kelce, but it seemed almost like a routine moment.

With Santos it's becoming that way. His perfect day on Sunday pushed his field goal success rate to 88 percent, 22 of 25. Sunday marked the fifth time in his career that made four field goals in one game.

Naturally, Santos remembers the misses, like the short attempt that banged off an upright at Indianapolis two weeks ago. But it's all part of the confidence-building process.

“There are kicks I’d like to have back this season, some short ones,” Santos said. “But all those misses taught me a lot of things. I credit the confidence and the ability I have today to the ups and downs you go through as a kicker.

“Right now, it feels great, the way I’m kicking.”

(Eric Berry)

Eric Berry's pick-six helps him pick up weekly award

Blair Kerkhoff

Kansas City Star

November 16, 2016

Chiefs safety Eric Berry's game-turning play in last Sunday's victory at Carolina helped earn him AFC Defensive Player of the Week honors.

Berry picked off an underthrown Cam Newton pass and returned it for a 42-yard touchdown in the fourth quarter of Sunday's 20-17 victory.

The Chiefs' lone touchdown plus a two-point conversion cut the deficit to 17-14 and changed the game's momentum.

Berry's return included two spin moves which helped him move across the field and beat Newton and other tacklers to the pylon.

"So many things went right on that play," Berry said. "It was a great call. It was planned on the sideline on the previous drive. Everybody was in tune and it was run perfectly."

Although if he had to do it over again, Berry would have tucked the ball after the pick. Berry palmed the football for the first part of its return and if intended receiver Greg Olsen had been closer in pursuit, he would have been able to slap the ball out of Berry's hands.

When Berry got to the sideline, wide receivers coach David Culley offered a reminder, and so did Berry's dad, James.

"My dad texted me right after the game and that's the first thing he said," Berry said.

All's well that ends well. Berry had his second interception of the season and the fourth defensive touchdown in his career. He's tied for fourth in that category in team history.

In the game, Berry also had a team-high nine tackles, including one for loss and two passes defended.

(Eric Berry)

Eric Berry's triumphant homecoming delivers Chiefs 29-28 win

Matt Derrick
Chiefs Digest
December 4, 2016

The last time Eric Berry returned to his hometown of Atlanta during the season, it had nothing to do with football. The Kansas City Chiefs safety had just received his cancer diagnosis, and returned home to begin chemotherapy near his family.

"I shed a few tears before the game, I shed a few during the game, and I shed a few after," Berry said. "I think I held it together pretty good, but it was a lot of emotions, so I just tried to contain them and let it show through my plays."

Berry returned an interception for a touchdown just before halftime to give his team the lead. But his interception on an attempted two-point conversion and return for a defensive two-point score snatched victory from the jaws of defeat for the Chiefs, who simply keep finding new ways to win.

"Eric found a way at the end to seal the deal," coach Andy Reid said.

The NFL implemented the rule allowing defenses to score two points on extra point attempts in 2015. Berry's score marked the first time a defensive player scored a two-point conversion on an intercepted pass. The three previous defensive scores on conversion tries resulted from blocked kicks.

Following his 37-yard interception return for a touchdown in the first half, Berry headed toward the stands to hand his mother the ball and exchanged a kiss.

"I made my mind up before the game that I was going to give her the ball when I got it," Berry said. "But I try to give her whatever. It won't amount to the things she has given me, and my dad as well."

The moment brought flashbacks for Berry back to a time when he wondered if he would ever play in the NFL again.

"There were so many nights that I would cry on their shoulder, trying to make sense of everything that was going on," Berry said, "and they just kept telling to keep pressing on and that I would be back to play the game the way I want to play the game."

Quarterback Alex Smith called Berry the team's heart and soul.

"That's selflessness, hard work, giving it up for the guy next to you," Smith said. "That's all Eric talks about and it's real, it's sincere, there is no phoniness about it, and it's from the heart."

Berry wasn't the only Chiefs player celebrating a homecoming in the Georgia Dome Sunday. Nearly a dozen Chiefs attended college or grew up in Georgia.

Indeed, the Chiefs also relied upon another scoring rarity from a player with Georgia ties. On the opening drive of the second half, the Chiefs faced a fourth-and-1 from the Chiefs 45-yard line. The Chiefs initially appeared ready to go for it, but the Falcons called timeout.

The Chiefs lined up in punt formation following the stoppage. Instead of kicking the ball away, Albert Wilson took a direct snap from James Winchester and raced through a gap up the middle, toting the ball 55 yards for a touchdown. That marked the first run for a touchdown on fake punt since the Jacksonville Jaguars pulled off the trick in 2008.

Wilson, who attended college at Georgia State, said the Chiefs installed the fake punt play this week especially for the Falcons.

"We had it up all week and when I saw the call I had no hesitation that I was going to go with it," Wilson said. "My guys up front did a great job like they have been doing with it all week [in practice] and we came out with a touchdown."

Reid credited special teams coordinator Dave Toub for the gutsy call.

"The players that executed the play worked on it all week," Reid said. "He felt it there and gave me the secret nod on it and put it on and went with it."

The Chiefs have a short turnaround, coming home to host the Oakland Raiders Thursday night at Arrowhead Stadium.

Tight end Travis Kelce, who hauled in eight catches for a career-high 140 yards against the Falcons, said Reid stressed there's no time to bask in the glow of another dramatic win.

"It's a short week," Kelce said. "Enjoy it, but you know that when we get the win on Thursday it'll be that much better."

(Spencer Ware)

Winning is the milestone that matters most to Chiefs running back Spencer Ware

Blair Kerkhoff

Kansas City Star

November 18, 2016

The evolution of Spencer as the Chiefs' top running back was not one that followed a typical progression of a player going from high school star to college star to impact player in the NFL.

Consider a couple of statistical notes.

Although Ware has played running back in the NFL and college, he hasn't led a team in rushing yards. He does now, with 572 heading into Sunday's game against the Tampa Bay Buccaneers at Arrowhead Stadium.

Ware is also on pace to surpass 1,000 rushing yards in a season for the first time in his life. The closest he has come is 982 yards gained during his junior year as a dual-threat quarterback at Princeton High in Cincinnati.

This comes as news to Chiefs co-offensive coordinator Matt Nagy.

"Really?" Nagy said. "What I know is he comes to work every day, he never complains or bickers. He never asks for the football. He just shows up and asks what he can do."

Ware is mindful of such milestones ... but he's focused on team goals.

"I wouldn't know how that would feel, so that would definitely be a milestone for me as a runner," Ware said of the 1,000 yards. "Shoot, it would mean a lot. But I care more about winning. I just want my team to play good and win."

That makes this potentially the best of all possible seasons for Ware. He has become the Chiefs' primary ball carrier, and in some games their top receiver. And that's for a team that leads the AFC West with a 7-2 record.

In the Chiefs' season opener against the Chargers, Ware had 129 receiving yards. He rushed for a career-best 131 in their victory at Oakland.

In last weekend's victory at Carolina, the Chiefs offense couldn't get into the end zone against the Panthers' stout defense. But Ware rushed for 61 yards on 13 attempts, with no gain bigger than his 11-yarder up the middle after a crucial takeaway by teammate Marcus Peters in the final minute. Ware's rumble reduced the yardage and risk of Cairo Santos' game-winning 37-yard field goal.

Toughness is Ware's calling card. He's listed at 5 feet 11, 229 pounds and his NFL Scouting Combine report called him "a no-nonsense runner that openly looks for contact."

That same report said he "lacks the speed to be a game changing runner, or an every down back." But what it didn't measure was Ware's football IQ, which coaches have raved about since high school.

Bill Leach, Ware's head coach at Princeton High, remembers a conversation as they returned from the U.S. Army All-America Game, where Ware rushed for 65 yards on eight attempts. Leach was curious about what Ware saw on a play that appeared to be going nowhere but that Ware turned into a 6-yard gain.

"He starts describing the run and how after he got the ball the game slowed down," Leach said. "He saw one lineman take this guy, another take that guy, saw where he had to cut and make his next move."

"Some guys put their heads down and go toward the end zone. Spencer figured out how things worked."

The same quality helped Ware gain 1,249 rushing yards over three seasons at LSU. Frank Wilson was the Tigers' running backs coach then, with a bevy of talent at his disposal.

Ware stood out for two reasons.

"His smartness and toughness," said Wilson, now the Texas-San Antonio head coach. "Spencer would go into a game and recognize the defensive front, the coverage, help make sure we were in the right protection."

Ware said he has always been a student of the game, dating to his pre-high school days.

"I started paying attention in little league," Ware said. "I really wanted to be a quarterback. Even at that age I started kind of studying myself and thinking of ways I could get better."

Those attributes have helped Ware succeed when he's been given the opportunity. At LSU from 2010-12, Ware arrived on campus with Alfred Blue (now with the Houston Texans) and joined

Stevan Ridley (now with the Atlanta Falcons) and later became teammates with Jeremy Hill (now with the Cincinnati Bengals). The program earned the nickname "Running Back U."

Ware played immediately at LSU but always shared time. His sophomore year was his most productive, as he rushed for 707 yards and eight touchdowns, making the coaches' All-SEC second team in a season that ended with a loss to Alabama in the BCS National Championship Game.

His college career concluded with 1,653 combined rushing and receiving yards and a haul of 12 touchdowns. He also threw a touchdown pass. No surprise there; Ware was a four-year starting quarterback at Princeton. In the second game of his high school career, he accounted for six touchdowns.

"He was as good a passer as anybody, and he wasn't just a football player who could throw," said Leach, his high school coach. "He could throw it a mile with a nice touch.

"That's one of the things that made him special. He could throw a dig route, a post, a go, all the throws good quarterbacks make."

Ware was an athlete for all seasons, too, hitting .400 as an outfielder/shortstop/pitcher who went on to play 21 games as an outfielder for LSU in 2011.

When it came time to pick a college, the recruiters knew their way to Leach's office. Brian Kelly, then at Cincinnati, was among the first to show serious interest. Ohio State had a home-state advantage, and activity stopped at the school when then-Buckeyes coach Jim Tressel paid a visit.

But Ware's mind drifted south.

"I wanted to go to a winning program," Ware said. "And I felt like the SEC was the best conference, and I wanted to win national championships in football and baseball. What other school could offer that?"

Wilson, LSU's running backs coach, finished the recruiting process for LSU. A scholarship offer was a no-brainer after Ware's appearance at a summer camp.

"He was phenomenal in camp," Wilson said. "Then we followed him during his senior year, and he continued to dominate."

But would Ware's game translate to the NFL?

When the Seahawks made Ware their sixth-round selection in the 2013 NFL Draft, the choice was questioned. Seattle seemed set at the position, with Marshawn Lynch and Robert Turbin,

and the Seahawks had selected Christine Michael from Texas A&M with their second-round pick.

In Seattle for training camp, Ware played some fullback along with tailback and was on the Seahawks' kick-coverage teams. He made the team, but an ankle injury ended his season after two games as Seattle went on to a Super Bowl title.

Ware signed a free-agent deal with the Chiefs at the end of the 2014 season. Last year, he was promoted from the practice squad after Jamaal Charles tore his ACL in Week 5. Ware was third on the depth chart behind Charcandrick West and Knile Davis.

Ware played sparingly in his first four games, but in a 33-3 victory at San Diego he rushed for 96 yards on 11 carries. A week later, he went for 114 in a victory over the Bills. The Chiefs went 11-2, including their playoff victory at Houston, using West and Ware as their primary running backs.

After the season, both players signed contract extensions on the same day. Ware's deal is worth \$3.6 million for two years.

Even with that financial security, team accomplishments remain Ware's objective.

"As far as my individual stats go ... if we win, everybody's going theirs, in some way, shape or form," Ware said. "A lot of people have (good) statistics, but they haven't won, haven't won anything. I've never been one of those players."