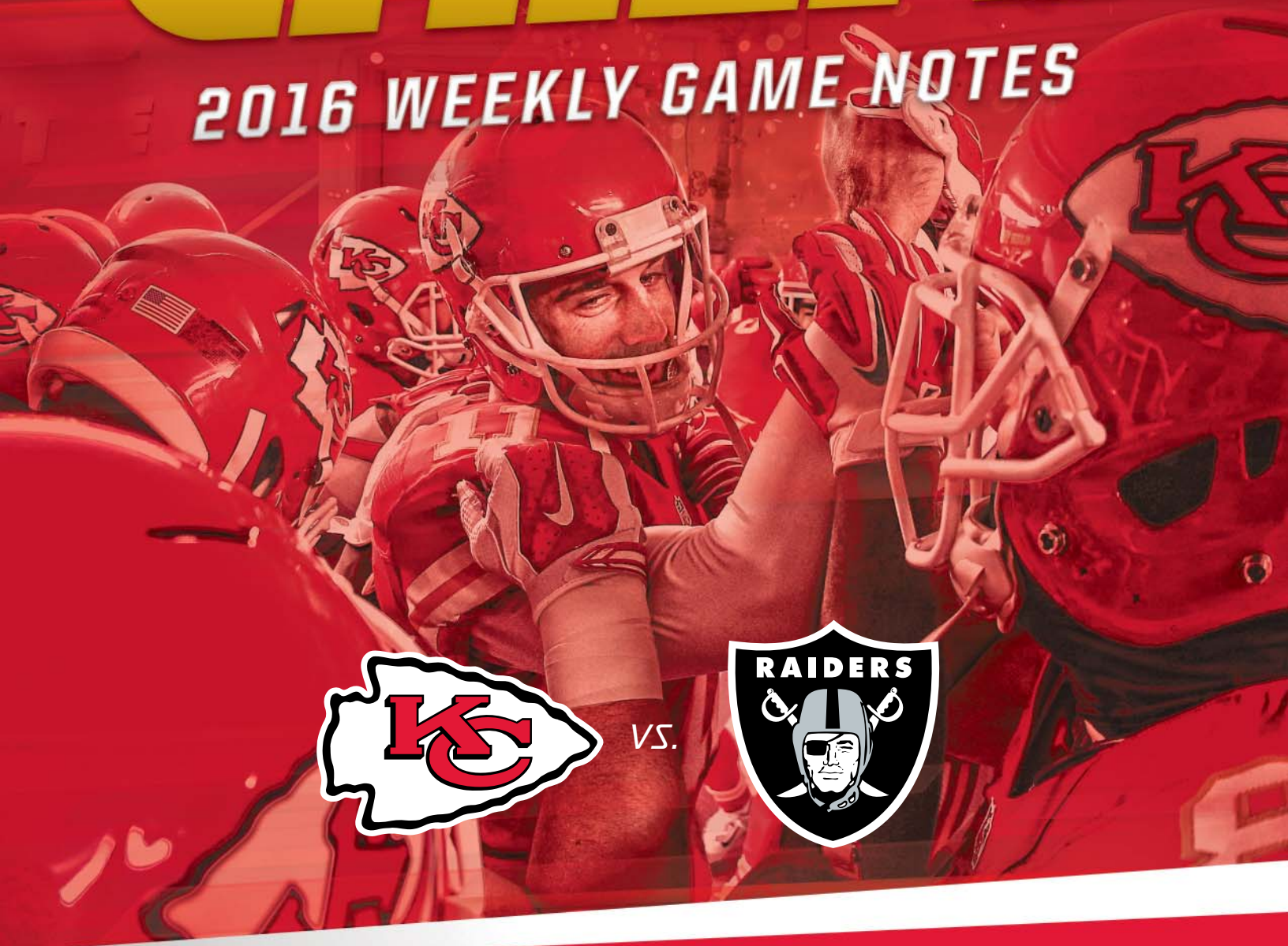


October 16, 2016



CHIEFS

2016 WEEKLY GAME NOTES



VS.



THIS IS **CHIEFS KINGDOM**



CHIEFS

REGULAR SEASON GAME 5

CHIEFS COMMUNICATIONS STAFF CONTACT INFORMATION

Ted Crews
Brad Gee
Luke Shanno
Cydney Ricker
Simon Noel

Vice President of Communications
Director of Football Communications
Corporate Communications Manager
Communications Coordinator
Football Communications Assistant


(816) 920-4359
(816) 920-4349
(816) 920-4351
(816) 920-4352
(816) 920-4403

tcrews@chiefs.nfl.com
bgee@chiefs.nfl.com
lshanno@chiefs.nfl.com
cricker@chiefs.nfl.com
snoel@chiefs.nfl.com

CHIEFS TRAVEL TO OAKLAND TO FACE DIVISION RIVAL RAIDERS



VS.



The Kansas City Chiefs travel to Oakland to face the Raiders in an AFC West Division matchup on Sunday, Oct. 16. Kickoff at Oakland-Alameda Coliseum is slated for 3:05 p.m. CT. The Chiefs enter the contest 2-2, while the Raiders are 4-1. Since 2013, the Chiefs have won five of the last six meetings between the teams.

Kansas City is 1-0 this year in division play after defeating the Chargers 33-27 in overtime in Week 1. The Chiefs rallied from a 21-point deficit to defeat San Diego in the greatest comeback win in club history. The Chiefs second win of the season came in Week 3 against the New York Jets. KC forced eight turnovers including six interceptions en route to a 24-3 win.

Through four regular season games, running back Spencer Ware leads the club in rushing yards (284) and yards from scrimmage (483). He's averaging 5.3 yards per carry. QB Alex Smith has completed 109 passes for 1,073 yards with five touchdowns and two interceptions. Tight end Travis Kelce leads all KC pass catchers with 22 grabs for 220 yards (10.0 avg.) with two TDs. Wide receiver Jeremy Maclin is second on that list with 20 catches for 244 yards (12.2 avg.) with one touchdown.

Defensively, cornerback Marcus Peters leads the NFL with four interceptions this season. He has 12 INTs and 34 passes defended over his first 20 games played since entering the league with the Chiefs in 2015. Linebacker Derrick Johnson leads the team with 31 tackles (25 solo). He is the franchises all-time leader in tackles with 1,132.

Chiefs Head Coach Andy Reid is in his fourth season with the club after recording 31 wins in his first three seasons, marking the highest combined win total of any head coach in franchise history in his first three years. Reid owns 11 postseason appearances in 17 seasons as a head coach.

In 2015, Reid's Chiefs rattled off 10 consecutive regular season wins to finish 11-5 and earn a playoff berth for the second time in his three seasons with the club. The Chiefs defeated the Houston Texans 30-0 in an AFC Wild Card Game in Houston, marking the team's first playoff win in 22 years. Reid and company advanced to the AFC Divisional Round. The club's 10 straight wins after starting just 1-5 marked the greatest turnaround in a single season in NFL history.

The team's 2016 schedule features five games against four playoff teams from the 2015 season, including the defending Super Bowl Champion Denver Broncos and the NFC Champion Carolina Panthers. The club's 2016 opponents boasted a combined record of 104-104 (.500) last season. Following Kansas City's game in Oakland the Chiefs will return to Arrowhead Stadium to face the New Orleans Saints on Sunday, Oct. 23. The Chiefs have won eight-consecutive home games. KC's last loss as the home team was over a year ago (Oct. 11, 2015).

Kansas City Chiefs (2-2) at Oakland Raiders (4-1)

Sunday, Oct. 16, 2016 • 3:05 p.m. CT

Oakland-Alameda Coliseum • Oakland, Calif. • CBS

THIS WEEK'S MEDIA AVAILABILITY

Date	Practice	Coach	Media	Players
Tuesday, Oct. 11	No Media Availability			
Wednesday, Oct. 12	1:20 p.m.	Reid	11:45 a.m.	11:45 a.m.
Thursday, Oct. 13	1:20 p.m.	Coords.	11:45 a.m.	11:45 a.m.
Friday, Oct. 14	11:45 a.m.	Reid	1:00 p.m.	1:00 p.m.
Saturday, Oct. 15	No Media Availability			
Sunday, Oct. 16	Chiefs at Raiders - Oakland - 3:05 p.m. CT			

* All times are approximate and subject to change with little or no notice. OC Childress, DC Sutton and ST Toub will speak to the media Thursday.

• Opponent conference calls will take place Wednesday. Raiders Head Coach Jack Del Rio at 12:30 p.m. and CB Sean Smith at 1:35 p.m. CT.

BROADCAST INFORMATION

TV Coverage
CBS (KCTV5 Local)

Play-by-Play: Kevin Harlan
Analyst: Rich Gannon

KCZZ 1480 AM (Tico Sports)
Spanish Radio Broadcast

Play-by-Play: Enrique Morales
Color: Oscar Monterroso
Sideline: Leo Prieto

Chiefs FOX Football Radio Network
KCFX (101.1 FM)

Play-by-Play: Mitch Holthus
Color: Kendall Gammon
Sideline: Dani Welniak

Chiefs Postgame Show
KCFX (101.1 FM)

KCFX Hosts: Art Hains, Len Dawson, Dan Israel & Kendall Gammon

Chiefs Twitter Accounts: @Chiefs
@ChiefsReporter @ChiefsPR

CHIEFS MEDIA WEBSITE INFORMATION

The Kansas City Chiefs 2016 Media Guide is available on the Chiefs media information website, NFLOMG.com. In 2015, the club introduced an improved interactive online media guide that features an in-game statistics monitoring platform, in addition to the weekly press materials such as transcripts, weekly releases, bios, additional stats and more. The club's guide is updated weekly throughout the season to reflect the most up-to-date information. Media members can also access the Chiefs credential application through the site. To login, the username is **chiefsmedia** and the password is **chiefs**.

DID YOU KNOW?

Chiefs QB Alex Smith has started eight career games against the Oakland Raiders and holds a 7-1 record. He has thrown 18 touchdown passes and just three interceptions against the club. Last year in Oakland, Smith rushed for a TD, his eighth career rushing TD. Smith is now 9-0 over his career when rushing for a touchdown in a game.

CHIEFS VS. RAIDERS TEAM COMPARISON

	 Chiefs	 Raiders
Record	2-2	4-1
Division Standing	3rd (AFCW)	T-1st (AFCW)
Turnover Margin (NFL Rank)	+3 (T-6th)	+7 (3rd)

Offense (NFL Rank)

Net Yards Per Game	338.5 (21st)	391.6 (4th)
Yards Per Play	5.13 (24th)	6.16 (3rd)
Points Per Game	20.8 (20th)	28.4 (5th)
Possession Average	29:19 (24th)	30:45 (13th)
Net Rushing Yards Per Game	90.3 (21st)	119.2 (9th)
Net Passing Yards Per Game	248.3 (15th)	272.4 (8th)
Had Intercepted/Yards	2/20	2/5
Sacks Allowed/Yards	13/-80.0 (T-24th)	5/-21 (1st)
Fumbles/Lost	7/5	3/1
Third Down Pct.	38.3% (18th)	35.5% (25th)
Red Zone TD Pct.	53.8% (T-18th)	78.6% (T-3rd)
Giveaways	7 (T-16th)	3 (T-4th)

Defense (NFL Rank)

Net Yards Per Game	370.0 (21st)	452.6 (32nd)
Yards Per Play	5.71 (21st)	7.01 (32nd)
Points Per Game	23.0 (16th)	27.4 (9th)
Net Rushing Yards Per Game	129.5 (29th)	122.0 (27th)
Net Passing Yards Per Game	240.5 (13th)	330.6 (32nd)
Intercepted By/Yards	8/102	5/60
Sacks For/Yards	5/-37 (31st)	7/-37 (T-27th)
Opponent Fumbles/Lost	4/2	12/5
Third Down Pct.	43.6% (25th)	31.0% (2nd)
Red Zone TD Pct.	37.5% (T-2nd)	54.5% (12th)
Takeaways	10 (T-4th)	10 (T-4th)



Special Teams (NFL Rank)

Punts-Average Yards (Gross)	43.4 (25th)	49.6 (6th)
Punts-Average Yards (Net)	39.8 (19th)	41.5 (12th)
Punt Returns-Average Per	12.3 (10th)	14.4 (T-6th)
Punt Returns-Average Per Allowed ...	4.5 (2nd)	15.1 (27th)
Kickoff Returns-Average Per	21.8 (15th)	17.6 (27th)
Kickoff Returns-Avg. Per Allowed	27.3 (30th)	21.1 (15th)
Field Goals Made/Attempted	7/8 (14th)	7/9 (T-23rd)

Penalties (NFL Rank)

Penalties Against/Yards	27/222 (T-5th)	49/386 (32nd)
Opp. Penalties Against/Yds	22/157 (31st)	36/338 (T-10th)

CHIEFS VS. RAIDERS IND. COMPARISON

	Chiefs		Raiders
<u>PASSING YARDS</u>			
Smith	1,073	Carr	1,383

<u>RUSHING YARDS</u>			
Ware	284	Richard	175
West	63	Murray	172
Smith	16	Washington	170

<u>RECEIVING YARDS</u>			
Maclin	244	Cooper	456
Kelce.....	220	Crabtree	355
Ware	199	Walford.....	125

<u>POINTS SCORED</u>			
Santos	29	Janikowski.....	34
Two Tied	12	Crabtree	32
Five Tied	6	Two Tied	18

<u>INTERCEPTIONS</u>			
Peters.....	4	Smith.....	2
Four Tied	1	Three Tied.....	1

<u>SACKS</u>			
Ford	1.5	McGee.....	2.5
Three Tied	1.0	Irvin	2.0
Poe	0.5	Mack.....	1.0

<u>DEFENSIVE TACKLES</u>			
Johnson.....	31	Nelson.....	37
March.....	22	Two Tied.....	25
Zombo	20	Joseph.....	24

<u>KICKOFF RETURNS (AVG.)</u>			
Hill.....	7 (22.6)	Richard.....	4 (22.5)
Davis.....	6 (21.0)	Jones.....	6 (14.3)

<u>PUNT RETURNS (AVG.)</u>			
Hill.....	11 (13.4)	Richard.....	8 (14.5)

<u>FIELD GOALS</u>	
Santos	7/8 (87.5%)
Janikowski.....	7/9 (77.8%)

<u>PUNTS (GROSS/NET AVG.)</u>			
Colquitt	21 (43.4/39.8)	King	26 (49.6/41.5)

CHIEFS VS. RAIDERS SERIES HISTORY

- Sunday's contest between the Kansas City Chiefs and Oakland Raiders marks the 112th regular-season meeting between the two teams.
- Kansas City holds a 58-51-2 lead in the all-time regular season series.
- The Chiefs are 28-28-1 all-time versus the Raiders when playing on the road, and 19-19-1 in Oakland (Regular and Postseason).
- The Chiefs hold a 6-4 advantage in the last 10 regular-season meetings. Across that span, Kansas City has outscored Oakland, 245-169.
- In their last meeting, the Chiefs earned a 23-17 win at Arrowhead Stadium in week 17 of the 2015 season (Jan. 3, 2016).

CHIEFS VS. RAIDERS SERIES HISTORY - LAST 10 GAMES

Date	Result	Of Note
10/23/2011*	W 28-0	Kendrick Lewis 59-yd TD interception return.
12/24/2011	L 13-16	Dwayne Bowe 3-yd TD pass from Kyle Orton.
10/28/2012	L 16-26	Ryan Succop (3-for-3) 52-yd FG.
12/16/2012*	L 0-15	Sebastian Janikowski (5-of-5) 57-yd FG.
10/13/2013	W 24-7	Jamaal Charles (2 TDs) 7-yd TD run.
12/15/2013*	W 56-31	Jamaal Charles 71-yd TD pass from Alex Smith.
11/20/2014*	L 20-24	Jamaal Charles 30-yd TD pass from Alex Smith.
12/14/2014	W 31-13	De'Anthony Thomas 81-yd punt return for TD.
12/06/2015*	W 34-20	Tyvon Branch 38-yd interception return for TD.
01/03/2016	W 23-17	Demetrius Harris 15-yd TD pass from Alex Smith.
* - At Oakland		

CHIEFS HEAD COACH ANDY REID



Reid is currently in his 25th NFL season, 18th as a head coach and fourth with the Chiefs. In his first three seasons with the club he tallied 31 wins, more victories than any other head coach in franchise history in his first three years. Under Reid, the Chiefs have made the playoffs two of his three seasons and won its first playoff game since 1994 vs. the Texans in 2015. The team finished 11-5 after a 1-5 start. It was the greatest turnaround in a single-season in NFL history. In 2013, Reid led the Chiefs to an 11-5 record marking the greatest single-season turnaround in franchise history after the team finished 2-14 in 2012.

Reid boasts a career record of 163-112-1 (.592) in the regular season. He also owns a 11-11 postseason record. He ranks 13th in NFL history in regular-season winning percentage and is one of seven active NFL coaches with over 100 regular season wins. Prior to joining the Chiefs, Reid led the Philadelphia Eagles to a 130-93-1 (.583) regular season record during his 14 seasons as head coach. He led the Eagles franchise to one Super Bowl appearance. When you include his time as an NFL assistant coach, his teams have made the playoffs 17 times (20-16 record), and he has coached in three Super Bowls and eight NFC Championships.

Reid spent seven seasons as an assistant coach with the Green Bay Packers under Head Coach Mike Holmgren. Prior to joining the NFL ranks, Reid's final collegiate stop was the University of Missouri (1989-91). Prior to his stint with the Tigers, Reid spent two years working with the offensive line at the University of Texas – El Paso, and before that, he held the same position with Northern Arizona. In 1983, Reid took the position of offensive coordinator and offensive line coach at San Francisco State (1983-85). A tackle/guard at Brigham Young University from 1979-81, Reid entered the coaching ranks as a graduate assistant at BYU in 1982.

NFL Head Coach:	18th Year	Record w/ KC:	33-19 (.635)
NFL Coach Overall:	25th Year	Record w/ PHI:	130-93-1 (.583)
NFL Overall:	174-123-1 (.586)	Record vs. OAK:	6-3 (.667)
Reg. Season:	163-112-1 (.592)	College:	BYU ('81)
Postseason:	11-11 (.500)	Hometown:	Los Angeles

ANDY REID'S CAREER PATH

1979-82	BYU	Tackle/Guard ('79-81) Graduate Assistant ('82)
1983-85	San Francisco State	Offensive Coordinator/ Offensive Line
1986	Northern Arizona	Offensive Line
1987-88	Texas-El Paso	Offensive Line
1989-91	Missouri	Offensive Line
1992-98	Green Bay Packers	Tight Ends / Offensive Line ('92-96) Quarterbacks ('97-98)
1999-12	Philadelphia Eagles	Head Coach ('99-00) HC/Exec. V.P. Football Ops ('01-12)
2013-16	Kansas City Chiefs	Head Coach



ANDY REID'S HARDWARE



Super Bowls

96 97 04
Conference Titles

95 96 97 01
02 03 04 06 10
Division Titles

RAIDERS HEAD COACH JACK DEL RIO



Jack Del Rio enters his second year with the Oakland Raiders after being named the 19th head coach in franchise history on Jan. 15, 2015. Del Rio is now in his 31st year and 20th year coaching after an 11-year playing career.

Del Rio is in his second tenure at the helm of an NFL team, after serving as the Jacksonville Jaguars head coach for nine seasons from 2003-11. Following his stint in Jacksonville, Del Rio spent three seasons as the defensive coordinator for the Denver Broncos.

During his time in Jacksonville, the Jaguars made two playoff appearances (2005 and 2007) and brought home the club's first postseason win in eight seasons, earning a 31-29 win at Pittsburgh in the 2007 AFC Wild Card Game.

Del Rio began his coaching career with the New Orleans Saints under Head Coach Mike Ditka, serving as an assistant strength coach.

A veteran of 11 seasons as a NFL linebacker, he was selected in the third round (68th overall) of the 1985 NFL Draft by New Orleans.

Del Rio was a four-year starter at USC, where he earned consensus All-American honors as a senior and was runner-up for the Lombardi Award, given to the nation's best lineman or linebacker.

Born on April 4, 1963, in Castro Valley, Calif., Del Rio and his wife, Linda, have three daughters, Lauren, Hope and Aubrey, and a son, Luke.

NFL Head Coach:	11th Year	Record w/ OAK:	11-10 (.524)
NFL Coach Overall:	20th Year	Record vs. KC :	3-4 (.429)
NFL Overall:	80-83 (.491)	College:	USC
Regular Season:	79-81 (.494)	Hometown:	Castro Valley, Calif.
Postseason:	1-2 (.333)		

JACK DEL RIO'S CAREER PATH

1997-98	New Orleans Saints	Strength & Conditioning
1999-01	Baltimore Ravens	Linebackers
2002	Carolina Panthers	Defensive Coordinator
2003-11	Jacksonville Jaguars	Head Coach
2012-14	Denver Broncos	Defensive Coordinator
2015-16	Oakland Raiders	Head Coach





JACK DEL RIO'S HARDWARE





Super Bowls

00 13
Conference Titles
12 13 14
Division Titles

2016 CHIEFS TEAM STATS & RANKINGS

CATEGORY	TOTAL		
Total Offense	338.5	10th	21st
Rush Offense	90.3	12th	21st
Pass Offense	248.3	7th	15th
Total Defense	370.0	9th	21st
Rush Defense	129.5	15th	29th
Pass Defense	240.5	7th	13th
Points/Game	20.8	9th	20th
Opp. Pts./Game	23.0	9th	17th

2016 CHIEFS INDIVIDUAL STATS & RANKINGS

CATEGORY	PLAYER	TOTAL		
Scoring (NK)	Two Tied	12	T-25th	NR
Rushing Yards	Ware	284	11th	20th
QB Rating	Smith	87.7	9th	18th
Receptions	Kelce	22	T-18th	T-35th
Rec. Yards	Maclin	244	23rd	T-48th
Interceptions	Peters	4	1st	1st
Punting Avg.	Colquitt	43.4	14th	25th
Punt Ret. Avg.	Hill	13.4	3rd	9th
KO Ret. Avg.	Hill	22.6	7th	9th
Sacks	Ford	1.5	T-36th	NR



CHIEFS ALL-TIME VS. AFC WEST OPPONENTS

OVERALL (REG. SEASON)

Team	Record	Pct.	Longest Win Streak
Denver	57-54-0	.514	11 (1964-1969)
Oakland	58-51-2	.532	9 (2003-2007)
San Diego	57-54-1	.513	6 (1990-1992)

AT HOME (REG. SEASON)

Team	Record	Pct.	Longest Win Streak
Denver	36-19-0	.655	14 (1960-1973)
Oakland	31-24-1	.563	10 (1989-1998)
San Diego	34-23-0	.596	7 (1997-2003)

ON THE ROAD (REG. SEASON)

Team	Record	Pct.	Longest Win Streak
Denver	21-35-0	.375	5 (1965-1969)
Oakland	27-27-1	.500	7 (2003-2009)
San Diego	23-31-1	.427	6 (1972-1977)

CHIEFS 2016 SCHEDULE

PRESEASON

Date	Opponent	Time	Result
Aug. 13	Seattle	3:30 p.m.	L, 16-17
Aug. 20	at Los Angeles	8 p.m.	L, 20-21
Aug. 27	at Chicago	Noon	W, 23-7
Sept. 1	Green Bay	7 p.m.	W, 17-7

REGULAR SEASON

Date	Opponent	Time	Result
Sept. 11	San Diego	Noon	W, 33-27
Sept. 18	at Houston	Noon	L, 12-19
Sept. 25	New York Jets	3:25 p.m.	W, 24-3
Oct. 2	at Pittsburgh	7:30 p.m.	L, 14-43
Oct. 9	BYE WEEK	---	---
Oct. 16	at Oakland*	3:05 p.m.	CBS
Oct. 23	New Orleans*	Noon	FOX
Oct. 30	at Indianapolis*	Noon	CBS
Nov. 6	Jacksonville*	Noon	CBS
Nov. 13	at Carolina*	Noon	CBS
Nov. 20	Tampa Bay*	Noon	FOX
Nov. 27	at Denver*	3:25 p.m.	CBS
Dec. 4	at Atlanta*	Noon	CBS
Dec. 8	Oakland*	7:25 p.m.	NBC/NFLN
Dec. 18	Tennessee*	Noon	CBS
Dec. 25	Denver	7:30	NBC
Jan. 1	at San Diego*	3:25 p.m.	CBS

Home games in **bold**; all kickoffs are Central Time.

* Subject to Flexible Scheduling

Flexible scheduling will be used in Weeks 10-15 and 17. Additionally, in Weeks 5-9, flexible scheduling may be used in no more than two weeks. In Weeks 5-15, the schedule lists the games tentatively set for Sunday Night Football on NBC. Only Sunday afternoon games are eligible to be moved to Sunday night, in which case the tentatively scheduled Sunday night game would be moved to an afternoon start time. Flexible scheduling will not be applied to games airing on Thursday, Saturday or Monday nights. A flexible scheduling move would be announced at least 12 days before the game. For Week 17, the Sunday night game will be announced no later than six days prior to January 1.

2016 STRENGTH OF SCHEDULE

Kansas City's schedule features five games against four playoff teams from the 2015 season including the defending Super Bowl Champion Denver Broncos and the NFC Champion Carolina Panthers. The club's 2016 opponents boasted a combined record of 104-104 (.500) last season.

Home	Record	Road	Record
Denver Broncos	12-4 (.750)	Denver Broncos	12-4 (.750)
San Diego Chargers	4-12 (.250)	San Diego Chargers	4-12 (.250)
Oakland Raiders	7-9 (.438)	Oakland Raiders	7-9 (.438)
New York Jets	10-6 (.625)	Houston Texans	9-7 (.563)
New Orleans Saints	7-9 (.438)	Pittsburgh Steelers	10-6 (.625)
Jacksonville Jaguars	5-11 (.313)	Indianapolis Colts	8-8 (.500)
Tampa Bay	6-10 (.375)	Carolina Panthers	15-1 (.938)
Tennessee Titans	3-13 (.188)	Atlanta Falcons	8-8 (.500)



2016 AFC WEST STANDINGS

Team	W	L	Pct.	PF	PA	Streak
Oakland Raiders	4	1	.800	142	137	Won 3
Denver Broncos	4	1	.800	127	87	Lost 1
Kansas City Chiefs	2	2	.500	83	92	Lost 1
San Diego Chargers	1	4	.200	152	142	Lost 3

NFL REGULAR SEASON SCHEDULE - WEEK 6

Thursday, Oct. 13

Denver at San Diego 7:25 p.m.

Sunday, Oct. 16

San Francisco at Buffalo 12 p.m.
 Philadelphia at Washington 12 p.m.
 Cleveland at Tennessee 12 p.m.
 Baltimore at New York Giants 12 p.m.
 Carolina at New Orleans 12 p.m.
 Los Angeles at Detroit 12 p.m.
 Jacksonville at Chicago 12 p.m.
 Pittsburgh at Miami 12 p.m.
 Cincinnati at New England 12 p.m.
Kansas City at Oakland..... 3:05 p.m.
 Atlanta at Seattle 3:25 p.m.
 Dallas at Green Bay 3:25 p.m.
 Indianapolis at Houston 7:30 p.m.

Monday, Oct. 17

New York Jets at Arizona 7:30 p.m.

BYE: Minnesota, Tampa Bay

2016 CHIEFS PRO BOWL PLAYERS

Six members of the Kansas City Chiefs were selected to participate in the 2016 NFL Pro Bowl. Safety Eric Berry, linebackers Tamba Hali, Justin Houston and Derrick Johnson, tight end Travis Kelce and cornerback Marcus Peters qualified to represent KC in the NFL's All-Star game. LB Justin Houston did not participate due to injury.

The 2016 Pro Bowl was played on Sunday, Jan. 31, and televised live on ESPN from Aloha Stadium in Honolulu, Hawaii. Players were selected without regard to conference in voting by fans, coaches and players. Players were assigned to teams during the 2016 Pro Bowl Draft.

For Berry, Houston and Johnson, it was their fourth Pro Bowl nomination, for Hali his fifth, and for Kelce and Peters it was their first invitation to the NFL's All-Star game. Head Coach Andy Reid and the Chiefs staff served as the Pro Bowl's coaching staff for Team Rice.



CHIEFS ASSISTANT COACHES

OFFENSIVE STAFF

David Culley
 Assistant Head Coach/Wide Receivers

Brad Childress
 Co-Offensive Coordinator

Matt Nagy
 Co-Offensive Coordinator

Eric Bieniemy
 Running Backs

Andy Heck
 Offensive Line

Tom Melvin
 Tight Ends

Corey Mattheai
 Assistant Quarterbacks

Joe Bleymaier
 Offensive Quality Control

DEFENSIVE STAFF

Bob Sutton
 Defensive Coordinator

Britt Reid
 Defensive Line

Gary Gibbs
 Linebackers

Emmitt Thomas
 Defensive Backs

Al Harris
 Secondary/Cornerbacks

Mark DeLeone
 Assistant Linebackers

Mike Smith
 Assistant Defensive Line

Taylor Embree
 Defensive Assistant

SPECIAL TEAMS STAFF

Dave Toub
 Special Teams Coordinator

Brock Olivo
 Assistant Special Teams

MISCELLANEOUS

Barry Rubin
 Head Strength and Conditioning

Travis Crittenden
 Assistant Strength and Conditioning

Ryan Reynolds
 Assistant Strength and Conditioning

Devin Woodhouse
 Strength and Conditioning Assistant

Tommy Brasher
 Special Projects

Mike Frazier
 Statistical Analysis Coordinator

Kyle Childress
 Senior Assistant to Head Coach

CHIEFS SIGN KELCE TO CONTRACT EXTENSION

The Kansas City Chiefs announced on Jan. 29, that the team signed tight end Travis Kelce to a contract extension. Kelce (6-5, 260) has played in 33 games (27 starts) in three NFL seasons with the Kansas City Chiefs (2013-15). His career numbers include 139 receptions for 1,737 yards (12.5 avg.) with 10 touchdowns. After missing the majority of 2013 to injury, Kelce has produced two seasons with more than 60 catches. In 2015 he recorded his highest totals, catching 72 passes for 875 yards (12.2 avg.) with five touchdowns, earning his first career Pro Bowl invite. A native of Cleveland Heights, Ohio, Kelce was selected by Kansas City in the third round (63rd overall) in the 2013 NFL Draft.



WEST & WARE SIGN CONTRACT EXTENSIONS

The Kansas City Chiefs announced on March 31, that the team signed running backs Charcandrick West and Spencer Ware to contract extensions.

"Charcandrick and Spencer both stepped in and were very effective for us offensively last year," Chiefs General Manager John Dorsey said. "These guys have different styles and abilities, and together they provide us quality depth at the running back position."

West (5-10, 205) has played in 21 games (nine starts) in two NFL seasons with the Chiefs (2014-15). His career stats include 160 carries for 634 yards (4.0 avg.) with four touchdowns. He has caught 20 passes for 214 yards (10.7 avg.) and one touchdown reception. West originally joined the Chiefs as an undrafted free agent from Abilene Christian in 2014.

Ware (5-10, 229) has played in 13 games (two starts) in two NFL seasons with the Chiefs (2015) and Seahawks (2013). His career numbers include 75 carries for 413 yards (5.5 avg.) with six touchdowns along with six receptions. Ware served on Kansas City's practice squad in 2014. He originally entered the NFL as a sixth-round pick (194th overall) by the Seahawks in the 2013 NFL Draft. Ware played collegiately at LSU.



CHIEFS SIGN LB TAMBA HALI

The Kansas City Chiefs announced on March 10, that the team signed line-backer Tamba Hali. Hali (6-3, 275) has played in 156 games (155 starts) in his 10-year NFL career, spending all 10 seasons with the Chiefs. In his career, Hali has amassed 582 tackles (466 solo), 81 tackles for loss, 149 quarterback pressures, two interceptions, returning one for a touchdown, 33 forced fumbles, the second-most in franchise history and 86.0 sacks which ranks second in Chiefs history. Hali is a five-time Pro Bowler, earning consecutive trips from 2011-15. Following his rookie season, Hali earned the club's Mack Lee Hill Award, given to the team's top rookie or first-year player. The Teaneck, N.J., native originally entered the NFL as the Chiefs first-round pick (20th overall) in the 2006 NFL Draft.

CHIEFS SIGN LB DERRICK JOHNSON

The Kansas City Chiefs announced on March 10, that the team signed line-backer Derrick Johnson. Johnson (6-3, 242) is the franchise's all-time leading tackler, compiling 1,101 career stops in his 11-year career. Johnson has played in 154 games (141 starts) in 11 NFL seasons with the Kansas City Chiefs (2005-15). In addition to his franchise record for tackles, Johnson has amassed 26.5 sacks, 38 quarterback pressures, 13 interceptions – returning three of those interceptions for touchdowns – 22 forced fumbles and seven fumble recoveries. Johnson had a career-high 179 tackles in 2011 that led to his first of four Pro Bowl appearances. In addition to his four Pro Bowl berths, Johnson was named the club's Mack Lee Hill Award winner following his rookie season, an award given to the team's top rookie or first year player. Additionally, after his career year in 2011, Johnson was awarded with the Derrick Thomas Award, given to the team's MVP. The former Texas Longhorn originally entered the NFL as the Chiefs first-round pick (15th overall) in 2005.

CHIEFS SIGN FISHER TO CONTRACT EXTENSION

The Kansas City Chiefs announced on July 30, that the team signed tackle Eric Fisher to a contract extension. Fisher (6-7, 315) joined the Chiefs as the club's first-round pick (first overall) in the 2013 NFL Draft. He has played in 46 games (43 starts) in three NFL seasons with the team. Fisher started both of the Chiefs playoff games in 2015. He's seen action at both the left and right tackle positions in his pro career. The Rochester Hills, Michigan, native played collegiately at Central Michigan.



CHIEFS ANNOUNCE STAFF CHANGES FOR 2016

The Kansas City Chiefs announced several coaching staff moves on April 1, including five role changes and five new additions.

Britt Reid was promoted to serve as the primary defensive line coach, and Al Harris was elevated to Secondary Coach/Cornerbacks. Reid has assisted Coach Tommy Brasher with the defensive line since his arrival in 2013. Brasher now works on special projects for the club. Harris' new role focuses on the corner position. He continues to work with Defensive Backs Coach Emmitt Thomas with the entire secondary group. Assistant Quarterbacks Coach Corey Mattheae assumed additional responsibility with an expanded role working with the quarterbacks and assisting the offensive line. Assistant Linebackers Coach Mark DeLeone now has an expanded role on defense. Additionally, the Chiefs hired Joe Bleymaier to serve as the club's offensive quality control coach, Taylor Embree as a defensive assistant, Mike Smith was named the team's assistant defensive line coach and Devin Woodhouse and Ryan Reynolds joined the club's strength and conditioning staff.

CHIEFS SIGN QB NICK FOLES

The Kansas City Chiefs announced on Aug. 5, that the club signed quarterback Nick Foles.

Foles (6-6, 243) has played in 39 games (35 starts) in four NFL seasons with the St. Louis Rams (2015) and Philadelphia Eagles (2012-14). His career numbers include 740 completions on 1,230 attempts (60.2 percent) for 8,805 yards with 53 touchdowns and 27 interceptions (87.3 rating). He has 101 career rushing attempts for 351 yards and five touchdowns. Foles was originally drafted in the third round (88th overall) of the 2012 NFL Draft by the Eagles while Chiefs Head Coach Andy Reid was leading Philadelphia. Foles spent his rookie season under Reid. The Austin, Texas native had a breakout season in 2013 where he completed 203 passes on 317 attempts for 2,891 yards with 27 touchdowns and two interceptions in only 10 starts. His 119.2 rating that season led the league and stands as the third-best mark in NFL history. Foles' touchdown-to-interception ratio in 2013 was the best ever by an NFL QB, which helped earn him a place on the 2014 Pro Bowl roster where he was named the Pro Bowl's MVP. Entering his fifth season, Foles played collegiately at Arizona.



CHIEFS S ERIC BERRY SIGNS FRANCHISE TAG

The Kansas City Chiefs announced on Aug. 28 that safety Eric Berry signed his franchise tender.

Berry (6-0, 212) has compiled 384 tackles (308 solo), 26 tackles for loss, 5.5 sacks, 14 quarterback pressures, two forced fumbles, 10 interceptions and three defensive touchdowns in his six seasons with the Chiefs. In four career postseason contests (four starts), Berry has recorded 31 total tackles (26 solo), five passes defended, one forced fumble and one interception.

Berry earned the 2015 AP Comeback Player of the Year Award following the 2015 season after returning to the starting lineup in Week One after a battle with Hodgkin's Lymphoma. He finished third on the team in tackles with 61 (55 solo), to go along with 10 passes defended and two interceptions, earning his fourth Pro-Bowl invite. He was the co-winner of the Chiefs 2015 Derrick Thomas Award, honoring the club's MVP. The Fairburn, Ga., native originally entered the NFL as the Chiefs first-round pick (fifth overall) in the 2010 NFL Draft.



CHIEFS SIGN T MITCHELL SCHWARTZ

The Kansas City Chiefs announced on March 10, that the team signed offensive tackle Mitchell Schwartz. Schwartz (6-5, 320) comes to Kansas City after spending his first four NFL seasons with the Cleveland Browns (2012-15). Schwartz has started all 64 games of his NFL career at right tackle and in addition to starting every game, Schwartz has not missed a single snap in his four-year NFL career. Schwartz originally entered the NFL as the Browns second-round pick (37th overall) in the 2012 NFL Draft. He played collegiately at the University of California.



BERRY AND PETERS EARN POSTSEASON HONORS

The Kansas City Chiefs announced on March 5, that quarterback Alex Smith and safety Eric Berry were named the winners of the club's Derrick Thomas Award. Cornerback Marcus Peters earned the team's Mack Lee Hill Award for the 2015 season. It marked Berry's second postseason recognition as he was awarded the Mack Lee Hill Award after his rookie season in 2010. It was the first time that the team's MVP award was given to two players. Both honors were voted on by Chiefs players and were officially presented to them at the 46th annual 101 Awards. Berry and Peters both earned accolades from various outlets including being recognized at NFL Honors. Berry earned AP's Comeback Player of the Year Award and Peters was named the NFL's Defensive Rookie of the Year.



THE DOCTOR IS IN THE HOUSE

To some, playing in the National Football League is the second-most impressive accomplishment on Laurent Duvernay-Tardif's resume.

Duvernay-Tardif, a practicing medical student, was finishing his third year of med school at McGill University in Montreal at the time of the 2014 NFL Draft. With hopes of being selected on the second night, Duvernay-Tardif was unable to follow along live. Not that he didn't want to, he was just preoccupied in the ER assisting an emergency C-section for a premature newborn.

Though he wasn't selected on that second night, the Chiefs eventually used the 200th overall pick to acquire Duvernay-Tardif in the sixth round.

While spending much of his rookie season learning from the sidelines, Duvernay-Tardif appeared in 16 games while starting 13 in 2015. His off-seasons are spent back in Montreal at various hospitals on rotations, where patients have begun to recognize the Canadian standout.

While football remains his number one priority right now, Duvernay-Tardif plans to finish medical school within the next few off-seasons and someday pursue his medical goals of specializing as an Emergency Room doctor.



AFTER 24 YEARS AWAY, HALI RETURNS HOME

Some may call it acting unreasonably, but Kansas City Chiefs linebacker Tamba Hali would disagree. He says he's just sporadic.

Hali proved just how sporadic he could be when the Chiefs gave him some time off from offseason rehab.

Rather than sitting at home, Hali used the time to take a four-day trip to his native country of Liberia, which, though peaceful now, is most often characterized by the civil war that took place there from 1989 to 2003 and saw the deaths of more than 250,000 people.

Hali escaped as an 8-year-old in 1992, and something recently came over him that made him feel like it was time to go back.

"Sometimes I just get up and do things," Hali explained in a press conference with the local Kansas City media. "[With the time off, I figured] maybe I'll go home for a few days and just see how the country is and be there (physically), just to see because I haven't been back. When I got there, I was able to do way more than I anticipated."

Hali visited with Liberia's current president, Madam Ellen Johnson Sirleaf, and saw family members he hadn't seen in two decades.

"It was almost restoring their faith because we haven't had any contact with one another," Hali said. "They tell other people, 'That's our nephew, that's our cousin.' And they say, 'If that's your cousin or nephew, how come you're living in this condition?'"

"People didn't believe them. Just to pop up on them the way that I did, they were rejoicing and thanking God. It was really pleasing."

Hali described several sights that especially stood out to him during his trip, the most of which strangely being the physical condition of the roads.

"Before, it was all dusty-type of roads," he explained. "Now we have real roads that can get you to places. Where I live is about three hours on the [new] real good road, but it would take you six hours before with the type of roads that we used to have."

Hali used the new roads to actually make the trip out to his childhood home, which, to his pleasant surprise, was still upright.

"With all the war and everything that's happened, it's still there," he said. "I remember where I used to take my bath on the side of the house and where I was at the time when the fighting started. It was reminiscing. It felt good, especially having the people related to me there also be able to remember what I remember."

"It's not like I'm making it up, so they remember what I remember. We're kind of reminiscing the entire time. It felt good. They're living, I'm living; it felt good."

Hali recalled the early 1990s when the war began and how he felt with all of the destruction around him.

"I always remember I always wanted to join the fighting," he said. "I wanted to do that because I was a child, and everyone was doing it."

Hali's brother wouldn't allow him to, and that, Hali believes, likely saved his life.

"I may be dead," he admits now. "I don't think I would be living. I don't really see how life would be if I would have stayed and fought because all the people I knew as friends, they're dead."

Upon escaping, Hali began living with his father in New Jersey at the age of 9 and later attended and played football at Teaneck High School. Hali first played football at Teaneck and there he developed into a legitimate college prospect. Hali was recruited to and later started at Penn State.

In 2006, Hali was drafted to the Chiefs in the first round, and the rest is history.

Now as he enters his 11th season in the league, life is much different than it was more than 20 years ago for the 32-year-old Hali.

His successful pro football career has given Hali the means to travel wherever he desires, and for him, a means to help make a difference in his native country.

"I want to bring awareness to the country," he said. "I don't formally have a foundation and everything I do as far as giving, I just do. I don't want to bring awareness to myself because of whatever reason, but with the country I'm from, there are needs."

"There are things that the country needs and I think people can help, but if people don't know, they just can't do it, so I think I could be a great ambassador for our country back there."



NOTES FROM WEEK 4 MATCHUP VS. STEELERS

CONLEY REGISTERS SINGLE-GAME HIGHS: In last week's game, WR Chris Conley tied his single-game career-high for receptions with six and collected a career-high for single-game receiving yards with 70 yards.

FORD AND POE COMBINE FOR SACK: In the first quarter, Chiefs LB Dee Ford and DT Dontari Poe brought down Steelers QB Ben Roethlisberger, both sharing the sack. The 0.5 sack brings Poe to 12.0 sacks for his career. Ford has 1.5 sacks on the season and 7.0 for his career.

HOWARD REGISTERS SACK: DE Jaye Howard collected his first sack of the year in the second quarter, dropping QB Ben Roethlisberger for an eight-yard loss. Howard now owns 7.5 career sacks.

HILL AND KELCE RECORD TOUCHDOWN RECEPTIONS: WR Tyreek Hill and TE Travis Kelce both caught touchdown passes in last Sunday's game. For Hill, it marks his second touchdown reception of his rookie campaign. Kelce's touchdown catch was the second of the season and the 12th of his career.

CHARLES PASSES HOLMES FOR CAREER RUSHING ATTEMPTS: With two carries in his first game back from a season-ending injury in 2015, RB Jamaal Charles passed RB Priest Holmes (1,321) for second-most rushing attempts in Chiefs history with 1,322 rushes. He now trails only RB Larry Johnson, who has 1,375.

CHIEFS RECORD BOOK MOST RUSHING ATTEMPTS, CAREER


Rk.	Att.	Player	Years
1.	1,375	Larry Johnson	2003-09
2.	1,322	Jamaal Charles	2008-15
3.	1,321	Priest Holmes	2001-07
4.	1,246	Christian Okoye	1987-92
5.	1,157	Ed Podolak	1969-77

SMITH ATTEMPTS CAREER HIGH: Chiefs QB Alex Smith passed his career high (48) for pass attempts in a single game with 50 attempts. He has 1,610 pass attempts for his career. He is the sixth Chiefs quarterback to attempt more than 1,600 passes in his Chiefs career and needs seven more pass attempts to pass QB Steve DeBerg for most pass attempts in franchise history.

SMITH REACHES 1,000 COMPLETIONS: With a six-yard pass completion to WR Tyreek Hill in the first quarter, QB Alex Smith passed 1,000 pass completions in his Chiefs career. Smith finished the game 30 of 50 with 287 yards. He now owns 1,027 pass completions, good for fourth on the Chiefs all-time completion list.

CHIEFS RECORD BOOK MOST PASSES COMPLETED, CAREER

Rk.	Comp.	Player	Years
1.	2,115	Len Dawson	1962-75
2.	1,720	Trent Green	2001-06
3.	1,330	Bill Kenney	1979-88
4.	1,027	Alex Smith	2013-16
5.	934	Steve DeBerg	1988-91



SMITH STARTS 50th GAME: With last week's start, Alex becomes the sixth quarterback in Chiefs history to record at least 50 career starts. He joins Len Dawson (158), Trent Green (88), Bill Kenney (77), Mike Livingston (75) and Steve DeBerg (52).

SMITH THROWS TWO TOUCHDOWNS: With two touchdown passes in last Sunday's game QB Alex Smith tied QB Elvis Grbac for fifth place in team history for most passing touchdowns in a career. With one more touchdown pass, he'll tie Steve DeBerg for fourth with 67.

CHIEFS RECORD BOOK MOST TOUCHDOWN PASSES, CAREER

Rk.	TD	Player	Years
1.	237	Len Dawson	1962-75
2.	118	Trent Green	2001-06
3.	105	Bill Kenney	1979-88
4.	67	Steve DeBerg	1988-91
5.	66	Elvis Grbac	1997-00
		Alex Smith	2013-16

DAVIS MOVES UP KICKOFF RETURN CHART: With three kickoff returns in last Sunday's game, RB Knile Davis now owns 69 career kickoff returns, moving into fourth place in franchise history.

CHIEFS RECORD BOOK MOST KICKOFF RETURNS, CAREER

Rk.	Ret.	Player	Years
1.	360	Dante Hall	2000-06
2.	212	Tamarick Vanover	1995-99
3.	84	Dave Grayson	1961-64
4.	69	Knile Davis	2013-16
5.	68	Noland Smith	1967-69



REID OFF THE BYE

Chiefs Head Coach Andy Reid compiled a 15-2 record in games immediately following his team's bye week. Reid's squads have played on the road six times coming off the bye and have gone on to win five of the six contests, having allowed only 91 points in those games (15.2 ppg.).

REID'S RECORD COMING OFF THE BYE WEEK

Date	Opponent	Result
1/2/00	STL	W, 38-31
12/24/00	CIN	W, 16-7
10/22/01	@ NYG	W, 10-9
10/20/02	TB	W, 20-10
9/28/03	@ BUF	W, 23-13
10/17/04	CAR	W, 30-8
10/23/05	SD	W, 20-17
11/12/06	WAS	W, 27-3
10/14/07	@ NYJ	W, 16-9
10/26/08	ATL	W, 27-14
10/11/09	TB	W, 33-14
11/7/10	IND	W, 26-24
10/30/11	DAL	W, 34-7
10/28/12	ATL	L, 17-30
11/17/13	@ DEN	L, 27-17
10/19/14	@ SD	W, 23-20
11/15/15	@ DEN	W, 29-13



THE LAST MEETING

Chiefs 23, Oakland 13

January 3, 2016 • Arrowhead Stadium • 76,114



OAKLAND	0	10	0	7	—	17
KANSAS CITY	14	0	9	0	—	23

KC — Maclin, 25-yard pass from Smith (Santos kick) (8-80, 4:08)
KC — Ware, 3-yard run (Santos kick) (12-87, 6:05)
OAK — Janikowski, 29-yard field goal (5-27, 2:11)
OAK — Amerson, 24-yard interception return (Janikowski kick)
KC — Punt blocked by Alexander out of bounds in end zone for a Safety
KC — Harris, 15-yard pass from Smith (Santos kick) (4-53, 1:58)
OAK — Crabtree, 31-yard pass from Carr (Janikowski kick) (5-72, 1:14)

Team Statistics	Chiefs	Oakland
First Downs	23	14
Total Net Yards	339	205
Rushes/Net Yards	39/189	16/48
Net Passing	150	157
Pass Attempts/Completions	25/15	33/21
Had Intercepted	2	1
Times Sacked/Yards	1/9	6/37
Punts/Average	5/35.6	7/38.7
Penalties/Yards	5/55	7/59
Fumbles/Lost	0/0	2/0
Possession Time	34:55	25:05

RUSHING

KC — Ware 16-76, TD; Smith 9-61; West 13-34; Maclin 1-18.
OAK — Murray 11-31; Carr 2-12; Helu 3-5.

RECEIVING

KC — Maclin 3-54, TD; Wilson 3-24; Conley 2-22; Sherman 2-21; Avant 2-15; Harris 1-15, TD; Kelce 1-10; West 1-(-2).
OAK — Walford 4-46; Murray 4-25; Crabtree 3-34, TD; Roberts 3-20; Helu 2-23; Cooper 2-20; Rivera 2-12; Olawale 1-14.

PASSING

KC — Smith 14-24-156, 2 TDs, 2 INTs; Santos 1-1-3.
OAK — Carr 21-33-194, TD, INT.

INTERCEPTIONS

KC — Parker 1.
OAK — Amerson 1, Carrie 1.

SACKS

KC — Branch 1.0, DeVito 1.0, Ford 1.0, Howard 1.0, Parker 1.0, Zombo 1.0.
OAK — Harris 1.0.

FIELD GOALS

KC — None.
OAK — Janikowski (29).

CHIEFS VS. RAIDERS CONNECTIONS

Professional

• The General Managers of both the Raiders and Chiefs spent the majority of their careers in the front office with the Green Bay Packers. Raiders GM **Reggie McKenzie** was with the Packers from 1994-2011 in the Pro Personnel and Football Operations departments. Chiefs GM **John Dorsey** (1984-98, 2000-12) began as a player before transitioning into the scouting and Football Operations departments in Green Bay. Dorsey succeeded McKenzie as Packers' Director of Football Operations when McKenzie became the Raiders' General Manager in 2012.

• Additionally, Raiders Defensive Line Coach **Jethro Franklin** (2000-04) was the Defensive Line Coach with the Packers alongside Dorsey and numerous members of the Chiefs staff. Oakland Director of College Scouting **Shaun Herock** spent 11 seasons as the Packers' Assistant Director of College Scouting, when Dorsey was the Director of College Scouting from 2000-11. Kansas City LB **Frank Zombo** (2010-12) and Secondary/Cornerbacks Coach **Al Harris** were also in Green Bay at the time.

• Raiders Head Coach **Jack Del Rio** (2003-11) was the Head Coach of the Jacksonville Jaguars for nine seasons. While with the Jaguars, Del Rio and Raiders Tight Ends Coach **Bobby Johnson** (2012), Offensive Coordinator **Bill Musgrave** (2003-04) and Offensive Line Coach **Mike Tice** (2006-09) were with Chiefs Offensive Line Coach **Andy Heck** (2004-12). Heck primarily worked with the offensive line and spent his final seven seasons as Offensive Line Coach.

• Chiefs Special Projects Coach **Tommy Brasher** spent the 1990 season as the Defensive Line Coach with the Buccaneers while Raiders Defensive Assistant **Sam Anno** (1989-91) was a Linebacker in Tampa Bay. Anno went on to play for the San Diego Chargers (1992-93), where he was a teammate of Chiefs Running Backs Coach **Eric Bieniemy** (1991-94), while Bieniemy was a Running Back.

• Oakland Quarterbacks Coach **Todd Downing** (2001-05) began his career on the Minnesota Vikings coaching staff while **Emmitt Thomas** (2000-01) was the team's Defensive Coordinator.

• Chiefs Special Teams Coordinator **Dave Toub** (2004-12) held the same title with the Chicago Bears for nine seasons while Raiders Assistant Offensive Line Coach **Tim Holt** (2012) spent one season in the same position with the Bears.

• Kansas City FB **Anthony Sherman** (2011-12) teamed up alongside Oakland DT **Dan Williams** (2010-14) when the two played for the Arizona Cardinals.

• Raiders Offensive Coordinator **Bill Musgrave** (2006-10) was the Falcons Quarterbacks Coach for five seasons while Chiefs Defensive Backs Coach **Emmitt Thomas** (2002-09) served numerous positions in Atlanta, including Interim Head Coach in 2007 and Assistant Head Coach/Secondary from 2008-09.

• Raiders Running Backs Coach **Bernie Parmalee** (1999-00) spent his final NFL season as a running back for the Jets while Chiefs Defensive Coordinator **Bob Sutton** (2000-12) began his time in New York as the Jets' Linebackers Coach. Additionally, Sutton was with the Jets when Chiefs Assistant Linebackers Coach **Mark DeLeone** (2012) was a Defensive Assistant with the Jets while Raiders T **Austin Howard** (2011-13) played in New York alongside Kansas City LB **Josh Mauga** (2009-13) for two seasons.

• Kansas City DB **Ron Parker** (2011) was with the Seattle Seahawks while Oakland Assistant Special Teams Coach **Tracy Smith** (2011) was a Coaching Assistant in Seattle.

- Chiefs QB **Alex Smith** (2005-12) was with the 49ers while Raiders Special Teams Coordinator **Brad Seely** (2011-14) was the Assistant Head Coach/ Special Teams Coordinator in San Francisco. Additionally, Smith and Raiders WR **Michael Crabtree** (2009-14) played for the 49ers together. From 2009-12, Smith completed 891 passes for 10,096 yards and 67 touchdowns.

- Kansas City RB **Spencer Ware** (2013) spent one season alongside Oakland LB **Malcolm Smith** (2011-14) when the two played for the Seattle Seahawks.

- Chiefs Defensive Backs Coach **Emmitt Thomas** (2000-01) was the Defensive Coordinator of the Minnesota Vikings while Raiders Offensive Line Coach **Mike Tice** (1996-05) spent part of his Vikings' career as Offensive Line/Assistant Head Coach as well as Interim Head Coach in 2001. Later in his career, Tice (2010-12) was with the Bears as Offensive Line Coach and Offensive Coordinator his final season when Chiefs Special Teams Coordinator **Dave Toub** (2004-12) was leading the Chicago Special Teams unit.

- Oakland Assistant Defensive Backs Coach **Rod Woodson** (1987-96) began his Hall of Fame career with the Pittsburgh Steelers while Chiefs Assistant Head Coach/Wide Receivers **David Culley** (1996-98) was the Wide Receivers Coach.

- Raiders S **Nate Allen** (2010-14) and T **Austin Howard** (2010) played for the Philadelphia Eagles when Chiefs Head Coach **Andy Reid** and multiple members of the Chiefs staff were a part of the Eagles organization from 1999 to 2012.

- Oakland LS **Jon Condo** (2005) played for the Cowboys when Chiefs Linebackers Coach **Gary Gibbs** (2002-05) served in the same role.

- Oakland T **Donald Penn** (2006) spent a single season in Minneapolis when Chiefs Running Backs Coach **Eric Bieniemy** (2006-10) served in the same role and Co-Offensive Coordinator **Brad Childress** (2006-10) was the Head Coach of the Vikings.

College

- Raiders Defensive Line Coach **Jethro Franklin** (2010) spent time at Temple while Chiefs Defensive Line Coach **Britt Reid** (2010-12) was a Student Assistant with the Owls.

- Oakland Running Backs Coach **Bernie Parmalee** spent the 2014 season at the University of Kansas as the Jayhawks' Quality Control-Offense/ Assistant Running Backs Coach.

- Chiefs OL **Zach Fulton** (2010-13) and Raiders TE **Mychal Rivera** (2010-12) played at Tennessee while Raiders Linebackers Coach **Sal Sunseri** (2012) was the Defensive Coordinator for the Volunteers.

- When Chiefs DE **Allen Bailey** (2007-10) played in his last season for the Hurricanes, Raiders G/C **Jon Feliciano** (2010-14) and TE **Clive Walford** (2010-14) were true freshmen at Miami.

- Oakland LB **Ben Heeney** (2011-14) and CB **Dexter McDonald** both played for the Kansas Jayhawks during their collegiate careers.

- Chiefs RB **Spencer Ware** (2010-12) teamed up alongside Raiders G **Vadal Alexander** (2012-15) for one season when the two were teammates at LSU.

- Kansas City LB **Sam Barrington** (2009-12) and Oakland S **Nate Allen** (2006-09) were teammates for one season together at the University of South Florida.

- Raiders DL **Denico Autry** (2012-13), G **Gabe Jackson** (2010-13) and Chiefs DL **Chris Jones** (2013-15) spent a season together at Mississippi State University.

- Kansas City LB **Dee Ford** (2009-13) teamed up alongside Oakland LB **Daren Bates** (2009-12) for four years when the two played at Auburn University.

- Raiders WR **Johnny Holton** (2014-15) spent two seasons playing alongside Chiefs rookie OL **Parker Ehinger** (2011-15) at the University of Cincinnati.

- Kansas City LS **James Winchester** (2008-11) and Oakland DT **Stacy McGee** (2009-12) teamed up at the University of Oklahoma for three seasons.

- Oakland QB **Matt McGloin** (2009-12) played quarterback for Penn State while Chiefs TE **Ross Travis** was a member of the Nittany Lions' basketball team (2011-15).

- Kansas City OL **Jah Reid** (2006-10) blocked for Oakland RB **Latavious Murray** for three seasons when the two played at the University of Central Florida.

- Chiefs DB **Eric Berry** (2007-09) and Raiders DT **Dan Williams** played together at Tennessee for three seasons.

Former Chiefs

- Raiders Head Coach **Jack Del Rio** (1987-88) spent two seasons as a Linebacker for the Chiefs. Del Rio started 17 games, recording 77 total tackles and 4.0 sacks.

- Oakland C **Rodney Hudson** (2011-14) saw action in 51 games with 35 starts during his time with the Chiefs.

- Raiders Running Backs Coach **Bernie Parmalee** (2010-12) was the Tight Ends Coach with the Chiefs for three seasons.

Former Raiders

- Chiefs DB **Ron Parker** played in three games for the Raiders during the 2011 season.

- Chiefs LB **Sio Moore** entered the NFL as a third-round pick (66th overall) by the Raiders in the 2013 NFL Draft. He started 22 games over the 2013-14 seasons.

Hometown/Local

- Chiefs CB **Marcus Peters** is an Oakland, Calif., native. Peters led McClymonds High School in Oakland to the school's first undefeated season and was named MVP of the Oakland Athletic League as a senior.

- Raiders General Manager **Reggie McKenzie**, Director of Player Personnel **Joey Clinkscapes** and Chiefs P **Dustin Colquitt** are all from Knoxville, Tenn.

- Oakland Strength and Conditioning Assistant **Wesley Miller** is a native of St. Joseph, Mo.

- Oakland CB **DJ Hayden** and Kansas City Linebackers Coach **Gary Gibbs** are natives of Houston, Texas.

- Raiders LB **Ben Heeney** attended Hutchinson High School in Hutchinson, Kan.

- Oakland CB **Dexter McDonald** is a native of Kansas City, Mo. McDonald played at Rockhurst High School.

- Chiefs Defensive Line Coach **Britt Reid** and Raiders FB/RB **Jamize Olawale** were both born in San Francisco, Calif.

- Raiders Running Backs Coach **Bernie Parmalee** was at the University of Kansas in 2014 as an Offensive Quality Control/Assistant Running Backs Coach.



MISC. NOTES

2016 RED ZONE TAKEAWAYS

The Chiefs defense currently leads the NFL in red zone takeaways. In 13 red zone opportunities, Kansas City has forced four turnovers.

Rk.	Team	Drives	Takeaways	%RZ Takeaways
1.	KC	16	4	25.0
2.	BUF	16	3	18.8
3t.	NYJ	14	2	14.3
	WAS	19	2	10.5
5t.	Six Tied	--	1	--

2016 OPP. RED ZONE SCORING

Scoring in the red zone hasn't been easy against the Chiefs defense. Kansas City currently leads the league in defending red zone scoring opportunities and ranks first in touchdown percentage, limiting opponents to a mark of 37.5%.

Rk.	Team	RZ Drives /TDs	RZ TD %
1t.	KC	16 / 6	37.5
	BUF	16 / 6	37.5
3.	PIT	17 / 7	41.2
4.	NYG	14 / 6	42.9
5t.	GB	9 / 4	44.4
	SEA	9 / 4	44.4

MITCHELL SCHWARTZ ON A STREAK

Chiefs T Mitchell Schwartz ranks fourth among offensive tackles with 68 consecutive games started in his career. He has not missed a snap since entering the league.

NFL Leaders, Consecutive Games Started, Offensive Tackles

Rk.	Games	Player	Team
1.	149	Joe Thomas	CLE
2.	145	Donald Penn	TB/OAK
3.	85	Joe Staley	SF
4.	68	Mitchell Schwartz	CLE/KC
5.	56	Derek Newton	HOU

COLQUITT INSIDE THE 20

Dating back to 2005, Chiefs P Dustin Colquitt leads all NFL punters in pinning opponents inside the 20. His current mark of 362 stands as a Chiefs franchise record.

Rk.	Player	TM	Punts	Avg	In. 20	Net Avg.
1.	Dustin Colquitt	KC	911	44.8	362	39.5
2.	Donnie Jones	Phi	971	45.7	321	39.5
3.	Andy Lee	Car	932	46.8	309	40.0
4.	Shane Lechler	Hou	944	48.1	302	39.9
5.	Sam Koch	Bal	808	45.2	286	39.3

SANTOS GOES LONG

K Cairo Santos owns six career field goals of 50 or more yards, tying for the fourth-best mark in franchise history. He needs four more 50+ field goals to pass K Ryan Succop for third place in franchise history.

Chiefs Record Book, Most Field Goals, 50 or More Yards, Career

Rk.	Kicker	50+ Yard FGs	Years
1.	Nick Lowery	20	1980-93
2.	Jan Stenerud	12	1967-79
3.	Ryan Succop	9	2009-13
4t.	Cairo Santos	6	2014-16
	Lawrence Tynes	6	2004-06

PETERS CONTINUES TO SHINE

Coming off of a rookie campaign which garnered Defensive Rookie of the Year honors, Chiefs CB Marcus Peters has picked up right where he left off. The second-year corner leads the league with four interceptions through Week 5 of the 2016 season.

Rk.	Player	Team	Int.	Int. Yards	Avg.
1.	Marcus Peters	KC	4	47	11.8
2t.	Marcus Cooper	ARI	3	95	31.7
	Casey Hayward	SD	3	50	16.7
	C.J. Mosley	BAL	3	12	4.0
	Aqib Talib	DEN	3	86	28.7

PETERS TAKES IT AWAY

Chiefs CB Marcus Peters leads the NFL in interceptions for the 2015-16 seasons, owning 12 total interceptions in 20 regular season games.

Peters recorded two INTs vs. the Jets, marking his second multi-interception game this season and third in his career.

NFL, 2015-16 NFL Interception Leaders

Rk.	Player	G	INT.	Yards	Avg.	Long	TD
1.	Marcus Peters	20	12	327	27.3	90t	2
2.	Reggie Nelson	21	9	127	14.1	37	0
3t.	Kurt Coleman	19	8	97	12.1	36t	2
	Trumaine Johnson	19	8	136	17.0	58t	1
	Marcus Williams	18	8	59	7.4	21	0

PETERS NO FLY ZONE - PASSES DEFENSED

CB Marcus Peters, now in his second year with the Chiefs, ranks among the NFL's best in defending the pass. Peters ranks second in the league in passes defended with 34 in the 2015-16 seasons.

NFL Statistics, 2015-16 NFL Passes Defended Leaders

Rk.	Player	G	PD	Int	TD
1.	David Amerson	21	35	5	1
2.	Marcus Peters	20	34	12	2
3t.	Ronald Darby	19	27	2	0
	Johnathan Joseph	21	27	1	0
5t.	Trumaine Johnson	19	26	8	1
	Josh Norman	21	26	5	2

MACLIN IN THE RECORD BOOKS

In his first season in a Chiefs uniform, WR Jeremy Maclin had 87 receptions, setting a Chiefs record for single-season receptions by a wide receiver and ranking fifth-most overall by a player in Chiefs history.

CHIEFS RECORD BOOK

MOST RECEPTIONS, SEASON, WIDE RECEIVER

1.	87	Jeremy Maclin	2015
2.	86	Dwayne Bowe	2008
3.	81	Dwayne Bowe	2011
4.	80	Carlos Carson	1983
5.	78	Derrick Alexander	2000

ALEX'S GROUND GAME

Alex Smith ran for 498 yards on 84 rushes, an average of 5.93 yards per attempt in 2015. Smith's 498 yards ranked as fourth most in the NFL and second most in the AFC for quarterbacks in 2015. It is the highest rushing mark for a QB in Chiefs history.

2015 Quarterback Rushing Yards, NFL

Rk.	Players	Team	Yards
1.	Cam Newton	Panthers	636
2.	Tyrod Taylor	Bills	568
3.	Russell Wilson	Seahawks	553
4.	Alex Smith	Chiefs	498
5.	Aaron Rodgers	Packers	344

PICK CITY 2015

The Chiefs defense was a dominant part of the team's 10-game winning streak, ranking first in the AFC in interceptions. Below is a ranking of the NFL leaders in interceptions, by team.

NFL Leaders, Interceptions, 2015 Team Rankings

Rk.	Team	INTs	TDs
1.	Panthers	24	4
2.	Chiefs	22	4
3.	Bengals	21	1
4.	Cardinals	19	4
5.	Jets	18	0

PRECISION PASSING STREAK

Alex Smith's streak without an interception began in the third quarter of Week Three at Green Bay in 2015 and ended in the second quarter of Week 14 vs. San Diego. Smith's 312 attempts without an INT were 136 more than the next closest quarterback in 2015.

NFL Leaders (2015) Consecutive Pass Attempts Without an Interception

Rk.	QB	Att.	Time Span
1.	Alex Smith	312	Sept. 28-Dec. 13
2.	Tom Brady	176	Sept. 10-Oct. 18
3.	Russell Wilson	168	Nov. 15 - Dec. 27
4.	Eli Manning	142	Sept. 13-Oct. 4
5.	Colin Kaepernick	135	Oct. 4-Present

In addition to Smith ranking first in the NFL last season, Smith's 312 attempts are 79 more than the second-most in Chiefs history.

Chiefs Record Book Consecutive Pass Attempts Without an Interception

Rk.	QB	Att.	Year
1.	Alex Smith	312	2015
2.	Steve DeBerg	233	1990
3.	Rich Gannon	202	1997-98
4.	Matt Cassel	162	2010
5.	Tyler Thigpen	161	2008
6.	Trent Green	159	2005

Smith's 312 consecutive pass attempts without an interception ranks second in NFL history.

NFL Record Book, Consecutive Pass Attempts Without an Interception

Rk.	QB	Att.	Year
1.	Tom Brady	358	2010-11
2.	Alex Smith	312	2015
2.	Bernie Kosar	308	1990-91
4.	Bart Starr	294	1964-65
5.	Jeff George	279	1993-94

ANTHONY SHERMAN ON A STREAK

Chiefs FB Anthony Sherman has been one of the most consistent players in the NFL. Sherman ranks second among fullbacks in the NFL for consecutive games played.

NFL Leaders, Consecutive Games Played, Fullbacks

Rk.	Games	Player	Team
1t.	52	Anthony Sherman	Chiefs
		Kyle Juszczyk	Ravens
3.	49	Patrick DiMarco	Falcons

CHIEFS QBS THROUGH 50 KC STARTS

Kansas City QB Alex Smith made his 50th career start in a Chiefs uniform on Oct. 2 vs. Pittsburgh. Here is a look at where he ranks among other QBs in franchise history through their first 50 starts with the club.



CHIEFS RECORD BOOK QB RECORDS, FIRST 50 STARTS

1.	32-18	Alex Smith
2.	29-20-1	Steve DeBerg
3.	27-20-3	Len Dawson
4.	27-23	Trent Green
5.	26-24	Bill Livingston

CHIEFS RECORD BOOK INTERCEPTIONS THROWN, FIRST 50 STARTS

1.	22	Alex Smith
2.	42	Steve DeBerg
3.	46	Mike Livingston
4.	51	Trent Green
5.	54	Bill Kenney

CHIEFS RECORD BOOK QB RATING, FIRST 50 STARTS

1.	92.0	Alex Smith
2.	84.1	Steve DeBerg
3.	83.9	Trent Green
4.	83.8	Len Dawson
5.	77.8	Bill Kenney

CHIEFS RECORD BOOK COMPLETION PERCENTAGE, FIRST 50 STARTS

1.	63.8	Alex Smith
2.	59.8	Trent Green
3.	58.4	Steve DeBerg
4.	55.6	Len Dawson
5.	55.1	Bill Kenney

CHIEFS RECORD BOOK PASSING YARDS, FIRST 50 STARTS

1.	11,873	Trent Green
2.	11,137	Alex Smith
3.	10,768	Bill Kenney
4.	10,710	Steve DeBerg
5.	9,333	Len Dawson

CHIEFS RECORD BOOK TOUCHDOWN PASSES, FIRST 50 STARTS

1.	96	Len Dawson
2.	67	Trent Green
3.	66	Alex Smith
4.	65	Bill Kenney
5.	62	Steve DeBerg

JEREMY MACLIN UNDER COACH REID

Andy Reid drafted Jeremy Maclin in the first round of the 2009 NFL Draft and Maclin excelled under Reid's tutelage. Below is a breakdown of Maclin's year-by-year performances under Coach Reid.

Year	Rec.	Yds.	Avg.	TD
2009	56	773	13.8	4
2010	70	964	13.8	10
2011	63	859	13.6	5
2012	69	857	12.4	7
2015	87	1,088	12.5	8
2016	20	244	12.2	1
Totals	365	4,785	13.1	35



RACKING UP THE POINTS

Since Andy Reid was named Head Coach in 2013, the Chiefs have had at least four games each season where they've scored 30 or more points. The last time the Chiefs scored 30 or more points in five or more games in a single season was in 2010 when the Chiefs had six 30+ point games.

Most 30-Point Games, Season

Rk.	Games	Seasons
1.	8	1966, 2002, 2004
2.	7	1999, 2003
3.	6	1960, 1967, 2010
4.	5	1962, 1965, 1968, 1983, 1994, 2005, 2006, 2015
5.	4	1961, 1963, 1969, 1980, 1984, 1985, 1990, 1997, 1998, 2013, 2014

HE WINS AT HOME AND ON THE ROAD

No matter where his team is playing, home or away, Chiefs Head Coach Andy Reid is consistent. Through 18 seasons and 276 games, Coach Reid has a nearly identical record on the road as he does at home.

Home Record	Road Record	Total
84-54 (.607)	79-58-1 (.576)	163-112-1 (.592)

PETERS AMONG THE ELITE

Chiefs CB Marcus Peters has 12 interceptions in just 20 games played. Below is a list of premier NFL corners, past and present, and a look at how long it took each to get to 12 interceptions.

Games it took to reach 12 INTs:

Player	Games
Marcus Peters	19 Games
Champ Bailey	40 Games
Darrelle Revis	43 Games
Deion Sanders	41 Games
Rod Woodson	52 Games
Charles Woodson	66 Games
Darrell Green	59 Games

2015 TURNOVER DIFFERENTIAL

The Chiefs defense proved to be one of the best in the league. The club forced 29 opponent turnovers on defense and special teams. Below is a breakdown of the 2015 NFL leaders in turnover differential.

2015 NFL Team Leaders, Turnover Differential

Rk.	Team	TO Diff.
1.	Panthers	+20
2.	Chiefs	+14
3.	Bengals	+11
4.	Cardinals	+9
5t.	Three tied	+7

THE QUICK STORY OF THE 2015 CHIEFS

- The Chiefs tallied an 11-5 record in 2015. After starting the season 1-5, Kansas City won 10 games in a row and captured the No. 5 seed in the AFC playoffs. The team won its first playoff game in 22 years, shutting out the Houston Texans 30-0 in the AFC Wild Card round.
- With 11 wins in 2013, nine in 2014, and 11 in 2015, Coach Reid's 31 victories are the most among Chiefs head coaches in franchise history in their first three years in KC.
- LB Derrick Johnson returned from a torn Achilles suffered in the first game of the 2014 season to lead the team in tackles in 2015 with 116.
- LB Derrick Johnson broke the club's all-time tackle record in Week Three at Green Bay, passing former Chiefs LB Gary Spani's record of 999 tackles.
- Rookie cornerback Marcus Peters was outstanding in 2015, ranking fourth on the team in tackles, setting a Chiefs record with 26 passes defended as well as intercepting eight passes - including the first pass he saw in his NFL career - and returning two interceptions for touchdowns.
- The Chiefs swept all three road games in the division (at Denver, at San Diego, at Oakland) for the first time since the 1995 season, when the club went 4-0 with Seattle in the AFC West.
- QB Alex Smith went from the third quarter in Week Three to the second quarter in Week 14 without throwing an interception. Smith's 312 pass attempts during that time rank second in NFL history.
- Chiefs safety Eric Berry was diagnosed with Hodgkin's Lymphoma following a Week 12 game in 2014 versus the Raiders. Berry was deemed cancer free on June 22, 2015, only eight months later. Berry returned to the team without missing a beat. The defensive leader was third on the team in tackles while recording two interceptions on the season.
- After RB Jamaal Charles tore his ACL on Oct. 11 vs. Chicago, running backs Charcandrick West and Spencer Ware stepped in. West and Ware combined for 1,256 total yards from scrimmage and 11 touchdowns last season.
- The Chiefs had six Pro Bowlers voted to the NFL's all-star game in 2015: S Eric Berry, LBs Justin Houston, Tamba Hali and Derrick Johnson, TE Travis Kelce and CB Marcus Peters.

CHIEFS DEFENSIVE RANKINGS

Kansas City's defense has established itself as one of the National Football League's top units over the past few seasons. Below is a look at the categories the Chiefs rank inside the top 10 to start the 2016 season.

Category	NFL Rank	Value
1st and Goal Inside 5 Takeaways	1st	2 takeaways
Avg. Length of Opp. Scoring Drives	4th	7.24 plays
5-Minute Drives Allowed	T-6th	4 drives
Opp. Passer Rating in Blitz Situations	3rd	57.9 rating
Points Allowed on 1st Poss. of 2nd Half	T-10th	7 points
Fumble Returns of 20+ Yards	T-8th	7 points
Opponent Possessions	7th	49 possessions
Fumble Returns of 20+ Yards	T-2nd	1 return
Goal-to-Go Takeaways	1st	3 takeaways
Opp. Passing Inside the 30	2nd	54.3 rating
Interception Returns of 20+ Yards	T-3rd	2 returns
Miscellaneous Touchdowns Allowed	T-1st	0 touchdowns
Opp. Field Goal Percentage	8th	77.8%
Opp. Punt Returns of 20+ Yards	T-1st	0 returns
Opp. Red Zone 3rd Down Conversions	T-4th	20.0%
Opp. Yards per Play in Red Zone	4th	1.93 yards
Opp. 1st and Goal Inside 5 TD Eff.	T-6th	66.7%
Opp. 2nd Down Conversions	T-7th	27.8%
Opp. 3rd and 10+ Conversions	10th	15.4%
Opp. 3rd and >6 Conversions	4th	17.4%
Opp. 4th and >6 Conversions	T-1st	0.0%
Opp. Completions of 20+ Yards	T-9th	14 passes
Opp. Goal to Go Scoring	T-4th	57.1%
Opp. Scoring Inside the 30	8th	38.9%
Opp. Yards After Catch	8th	409 yards
Opp. Passing for 4+ Yards on 1st Down	T-10th	50.0%
Opp. Red Zone Scoring	T-2nd	37.5%
Opp. Rushing Plays of 20+ Yards	T-10th	2 rushes
Opp. Avg. Gain on 1st Down	6th	4.84 yards
Opp. First Downs	5th	75 first downs
Opp. Kickoff Touchback Percentage	2nd	40.9%
Opp. Plays of 10+ Yards	3rd	43 plays
Opp. Plays of 20+ Yards	T-7th	16 plays
Opp. Punt Return Average	2nd	4.5 yards
Opp. Punting Gross Average	2nd	42.6 yards
Opp. Total Points Scored	10th	92 points
Opp. Passer Rating	6th	75.9 rating
Passing Defense on 2nd Down	2nd	59.4 rating
Passing First Downs Allowed	5th	46 first downs
Opp. Points on 1st Poss. of 2nd Half	T-10th	7 points
Opp. Points on 1st Offensive Poss.	T-8th	7 points
Opp. Points Scored at End of Half	T-10th	10 points
Opp. Red Zone Successful Plays	T-3rd	27.9%
Red Zone Takeaways	1st	4 takeaways
Takeaway Points Scored	T-7th	27 points
Takeaway Scoring Breakdown	T-4th	10 takeaways

CHIEFS OFFENSIVE RANKINGS

Kansas City's offense ranks in the top 10 in a number of categories so far in the 2016 season. Below is a snapshot of the categories the Chiefs are ranked inside the top third of the league.

Category	NFL Rank	Value
3rd and 4th and 1 Conversions	T-7th	83.3%
3rd and 1 Conversions	T-1st	100.0%
3rd and <4 Conversions	7th	68.4%
4th Down Conversions	T-10th	66.7%
Avg. Margin of Victory	9th	13.5 points
Inside 30 Overall Passing	10th	110.9 rating
Kickoff Returns of 20+ Yards	5th	69.2%
Miscellaneous Touchdowns Scored	T-3rd	2 touchdowns
Yards After Catch	T-10th	524 yards
Penalties Called Against	T-5th	27 penalties
Punt Return Avg.	10th	12.3 yards
Punt Returns of 20+ Yards	T-9th	1 return
Avg. Rush on Second Down	7th	4.90 yards
Rushing Plays of 20+ Yards	T-4th	4 rushes
Takeaway Totals	T-4th	10 takeaways
Turnover Differential	T-6th	+3
Two-Minute Offense Points	T-7th	7 points
Yards per Play Inside 30-yd Line	8th	4.26 yards
Yards per Play in Red Zone	8th	3.47 yards





2016 DRAFT ADDITIONS

DL Chris Jones was selected by Kansas City with the 37th overall pick in the 2016 NFL Draft. Jones saw time in his fourth NFL game against the Pittsburgh Steelers where he assisted in two tackles, he now has five career assists. The former Mississippi State defensive lineman played in 39 games (19 starts), where he totaled 102 tackles, including 18 tackles for loss and 8.5 sacks over his three-year playing career. Jones was named Second-Team All-American by Pro Football Focus in 2015.

OL Parker Ehinger adds versatility to the interior of the Kansas City Chiefs offensive line unit as he saw his first career NFL start against the Chargers with a 33-27 overtime victory. Ehinger protected Smith's blind side as Smith passed for 34 completions on 48 attempts for 363 yards and two touchdowns, setting career-high marks for both attempts and completions.

DB Eric Murray and CB D.J. White both saw time in their fourth career NFL game versus the Pittsburgh Steelers. Murray has picked up one fumble recovery against the Jets this season, while White has compiled a total of two tackles and one interception on the season.

WR Demarcus Robinson a fourth round pick from the University of Florida saw action in special teams versus the Steelers for his fourth NFL career game. In Robinson's time at Florida, he played in 33 games (20 starts), catching 106 passes for 1,355 yards (12.8 avg.) and posting nine touchdowns.

WR Tyreek Hill registered his fourth NFL career appearance in the 2016 season on Sunday versus the Steelers. Hill brought home a 10-yard pass from Smith to mark his second touchdown reception of his rookie campaign. Hill hauled in 996 combined yards while attending both Oklahoma State and West Alabama ranking him second in the nation for scrimmage yards.

LB Dadi Nicolas a 6-3, 233 pound, sixth round pick from Virginia Tech played in his third NFL career game against the Steelers. In his college career, Nicolas played in all 49 games (26 starts). Nicolas totaled 166 tackles (87 solo), including 36 tackles for loss, 17.5 sacks, two forced fumbles and three fumble recoveries as a Hokie while being honored as a All-ACC Third Team selection in the 2015 season.

Round	Pick	Overall	Player
2	6	37	Jones
4	7	105	Ehinger
4	8	106	Murray
4	28	126	Robinson
5	28	165	Hill
6	3	178	White
6	28	203	Nicolas

KEY OFFSEASON ACQUISITIONS

T Mitchell Schwartz was acquired as a free agent from the Cleveland Browns on March 10. Schwartz recorded his fourth start in a Chiefs uniform at RT on Sunday versus the Pittsburgh Steelers.

CB Kenneth Acker saw action as a Chief for the first time in his career versus the Steelers. Acker was acquired by the Chiefs via trade with the 49ers on Aug. 27. Acker (6-0, 195) has played in 15 games (13 starts) in one NFL season with the San Francisco 49ers (2015). His career numbers include 63 tackles (53 solo), two tackles for loss, three interceptions returned for 45 yards and eight passes defended.

QB Nick Foles joins Andy Reid once again in Kansas City after being drafted by Reid with the Philadelphia Eagles in the third round of the 2012 Draft. Following his three year stint with the Eagles, Foles was then traded to the Rams in 2015. His career numbers include 740 completions on 1,230 attempts (60.2 percent) for 8,805 yards with 53 touchdowns and 27 interceptions (87.3 rating). In 2013, Foles tied an NFL single-game record with seven touchdown passes in a 49-20 win over the Oakland Raiders (Nov. 3).

LB Sam Barrington joins the Chiefs after being claimed via waivers from the Green Bay Packers on Sept. 3. Barrington saw field action with special teams against the Chargers. His career numbers include 54 tackles (41 solo), three tackles for loss, 1.0 sack, four pressures and one pass defensed.

Pos.	Player	Ht.	Wt.	Last Team
T	Mitchell Schwartz	6-5	320	Cleveland Browns
CB	Kenneth Acker	6-0	195	San Francisco 49ers
QB	Nick Foles	6-6	243	Los Angeles Rams
LB	Sam Barrington	6-1	240	Green Bay Packers

AMONG THE BEST IN CHIEFS HISTORY

In his first four seasons as head coach of the Chiefs, Andy Reid coached his team to a 33-19 record in the first 52 games. His 63.5 winning percentage is the top mark in franchise history for any coach in his first four seasons leading the club. Marty Schottenheimer is second on that list, leading his Chiefs teams to a 32-19-1 (61.5%) record in his first four seasons.

Most Regular Season Wins, First 4 Years with Team

Rk.	Name	Yr. 1	Yr. 2	Yr. 3	Yr. 4	Tot. Rec.	Win %
1.	Andy Reid	11-5	9-7	11-5	2-2	33-19	63.5%
2.	Marty Schottenheimer	8-7-1	11-5	10-6	3-1	32-19-1	61.5%
3.	Hank Stram	8-6	6-8	11-3	3-1	28-18	60.9%
4.	Dick Vermeil	6-10	8-8	13-3	1-3	29-23	55.8%
5.	John Mackovic	6-10	8-8	6-10	3-1	23-29	44.2%

In Reid's 52 total games with the Chiefs, he has registered a 19-7 (73%) record at home and a 14-12 (53.8%) record on the road.



HEAD COACH ANDY REID NOTES



REID CAREER HIGHLIGHTS

- Career record of 163-112-1 in the regular season, as well as an 11-11 postseason record. Reid's 174 combined wins rank tied for 13th in NFL history. Reid ranks fourth among active coaches in regular season and post-season wins. He has defeated all 32 NFL teams as a head coach.
- His 31 wins in his first three seasons with Kansas City are more than any other head coach in franchise history in their initial three seasons. Reid guided Kansas City to its first playoff win in 22 years in 2015. The club finished 11-5 after a 1-5 start, the greatest turnaround in a single season.
- The 2013 Chiefs, led by Head Coach Andy Reid, orchestrated the greatest single-season turnaround in franchise history after an 11-5 finish. In 2012, the team finished 2-14, a +9 turnaround in his first season with the club.
- During Reid's 14 seasons in Philadelphia, his teams made the postseason nine times, which ranked third in the NFL behind Indianapolis' 12 and New England's 10.
- Including his time as an assistant coach, Reid's teams have now made 17 playoff appearances, as well as three Super Bowl appearances after playing in a combined eight NFC Championships. Reid's .592 regular season winning percentage ranks 14th all-time among coaches with at least 200 games.
- Among active coaches, Reid is one of seven coaches with 100 career regular season and postseason wins. In 2008, Reid became the 37th coach to win 100 games and the 22nd to complete the task with one franchise.
- Has three career Super Bowl appearances and won Super Bowl XXXI as an assistant in Green Bay. Reid owns three NFC titles and nine division titles in his career dating back to his days as an assistant.
- Mentored Hall of Fame quarterback Brett Favre while with the Packers along with QB Donovan McNabb with the Eagles.

REID VIA THE NFL DRAFT - HIS 1ST ROUND PICKS

Chiefs Head Coach Andy Reid has had 15 first-round selections as a head coach in the NFL. Prior to 2013, Reid's team selected as high as second overall (1999) and as late as 31st overall (2005). Of the 15 players selected, there were six offensive players selected and nine defensive players taken. The Eagles selected four defensive tackles, two defensive ends, two wide receivers, two offensive linemen (one tackle, one guard), one quarterback and one cornerback. With the Chiefs, his first-round pick went to an offensive lineman in 2013, a linebacker in 2014 and a cornerback in 2015.

Yr.	No. (Overall)	Selection (School)
1999	2	QB Donovan McNabb (Syracuse)
2000	6	DT Corey Simon (Florida State)
2001	25	WR Freddie Mitchell (UCLA)
2002	26	CB Lito Sheppard (Florida)
2003	15	DE Jerome McDougale (Miami)
2004	16	T Shawn Andrews (Arkansas)
2005	31	DT Mike Patterson (Southern California)
2006	14	DT Brodrick Bunkley (Florida State)
2007	--	No First-Round Selection
2008	--	No First-Round Selection
2009	19	WR Jeremy Maclin (Missouri)
2010	13	DE Brandon Graham (Michigan)
2011	21	G Danny Watkins (Baylor)
2012	12	DT Fletcher Cox (Mississippi State)
2013 (KC)	1	T Eric Fisher (Central Michigan)
2014	23	LB Dee Ford (Auburn)
2015	18	CB Marcus Peters (Washington)
2016	--	No First-Round Selection

REID'S COACHING TREE

Throughout his time in Philadelphia, Andy Reid constructed quality coaching staffs to assist him. A number of those assistants have since gone on to coordinator or head coaching responsibilities for other NFL franchises. Below is a list of notable coaches who have come from Andy Reid's Philadelphia staffs:

Coach	Team	Years	Position
John Harbaugh	BAL	2008-present	Head Coach
Ron Rivera	CAR	2011-present	Head Coach
Leslie Frazier	BAL	2016-present	DB Coach/Former MIN HC
Steve Spagnuolo	NYG	2015-present	DC/Former STL HC
Pat Shurmur	MIN	2016-present	TE Coach/Formers CLE HC
Brad Childress	KC	2013-present	Co-OC/Formers MIN HC
Todd Bowles	NYJ	2015-present	Head Coach
Doug Pederson	PHI	Hired in 2016	Head Coach



ANDY REID'S COACHING RECORD

Year	Reg. Season	Pct.	Postseason	Overall	Result
1999	5-11	.313	0-0	5-11	5th in NFC East
2000	11-5	.688	1-1	12-6	2nd in NFC East; reached divisional playoffs
2001	11-5	.688	2-1	13-6	1st in NFC East; reached NFC Championship Game
2002	12-4	.750	1-1	13-5	1st in NFC East; reached NFC Championship Game
2003	12-4	.750	1-1	13-5	1st in NFC East; reached NFC Championship Game
2004	13-3	.813	2-1	15-4	1st in NFC East; reached Super Bowl XXXIX
2005	6-10	.375	0-0	6-10	4th in NFC East
2006	10-6	.625	1-1	11-7	1st in NFC East; reached divisional playoffs
2007	8-8	.500	0-0	8-8	4th in NFC East
2008	9-6-1	.594	2-1	11-7-1	2nd in NFC East; reached NFC Championship Game
2009	11-5	.688	0-1	11-6	2nd in NFC East; reached wild card round
2010	10-6	.625	0-1	10-7	1st in NFC East; reached wild card round
2011	8-8	.500	0-0	8-8	2nd in NFC East
2012	4-12	.250	0-0	4-12	4th in NFC East
2013	11-5	.688	0-1	11-6	2nd in AFC West; reached wild card round
2014	9-7	.563	0-0	9-7	2nd in AFC West
2015	11-5	.688	1-1	12-6	2nd in AFC West; reached divisional playoffs
2016	2-2	.500	0-0	2-2	TBD
TOTALS	163-112-1	.592	11-11	174-123-1	11 Playoff Berths, 6 Div. Titles, 1 NFC Title

REID AS A HEAD COACH VS. THE NFL

Below is Chiefs Head Coach Andy Reid's record against the NFL as a head coach. He is 163-112-1 in the regular season, as well as 11-11 in the post-season. Reid has 174 total career wins as a head coach.

Opponent	Reg. Season	Postseason	Total
vs. Denver Broncos	2-6	0-0	2-6
vs. Kansas City Chiefs	3-0	0-0	3-0
vs. Oakland Raiders	6-3	0-0	6-3
vs. San Diego Chargers	7-3	0-0	7-3
vs. AFC West	18-12	0-0	18-12
vs. Baltimore Ravens	3-1	0-0	3-1
vs. Cincinnati Bengals	1-3-1	0-0	1-3-1
vs. Cleveland Browns	6-0	0-0	6-0
vs. Pittsburgh Steelers	3-4	0-0	3-4
vs. AFC North	13-8-1	0-0	13-8-1
vs. Houston Texans	5-1	1-0	6-0
vs. Indianapolis Colts	1-4	0-1	1-5
vs. Jacksonville Jaguars	2-2	0-0	2-2
vs. Tennessee Titans	1-5	0-0	1-5
vs. AFC South	9-12	1-1	10-12
vs. Buffalo Bills	5-2	0-0	5-2
vs. Miami Dolphins	4-1	0-0	4-1
vs. New England Patriots	2-3	0-2	2-5
vs. New York Jets	5-0	0-0	5-0
vs. AFC East	16-6	0-2	16-8
vs. Dallas Cowboys	18-11	0-1	18-12
vs. New York Giants	16-13	2-1	18-14
vs. Washington Redskins	18-11	0-0	18-11
vs. Philadelphia Eagles	1-0	0-0	1-0
vs. NFC East	53-35	2-2	55-37
vs. Arizona Cardinals	5-7	0-1	5-8
vs. San Francisco 49ers	6-4	0-0	6-4
vs. Seattle Seahawks	4-3	0-0	4-3
vs. St. Louis Rams	6-2	0-1	6-3
vs. NFC West	21-16	0-2	21-18
vs. Atlanta Falcons	6-3	2-0	8-3
vs. Carolina Panthers	4-2	0-1	4-3
vs. Tampa Bay Buccaneers	4-3	2-1	6-4
vs. New Orleans Saints	3-3	0-1	3-4
vs. NFC South	17-11	4-3	21-14
vs. Chicago Bears	5-5	1-0	6-5
vs. Detroit Lions	4-1	0-0	4-1
vs. Green Bay Packers	4-4	1-1	5-5
vs. Minnesota Vikings	3-2	2-0	5-2
vs. NFC North	16-12	4-1	20-13

MOST OVERALL WINS; ACTIVE NFL HEAD COACHES

Andy Reid is one of seven active NFL head coaches with over 100 victories. He has 174 overall wins and is one of three active coaches with 10 or more postseason victories.

Rk.	Coach	Reg.	Post	Total
1.	Bill Belichick, NE/CLE	227	23	250
2.	Jeff Fisher, STL/TEN/LA	172	5	177
3.	Andy Reid, KC/PHI	163	11	174
4.	John Fox, CHI/DEN/CAR	126	8	134
5.	Mike McCarthy, GB	107	8	115
6.	Marvin Lewis, CIN	114	0	114
7.	Pete Carroll, SEA	96	9	105

Reid defeated the Tennessee Titans in 2013, giving him wins against all 32 NFL teams. He became only the fifth head coach in NFL history to accomplish that feat. Below is a look at all the coaches who have done it.

Bill Belichick (NE)	Bill Parcells (Retired)
Tony Dungy (Retired)	Andy Reid (KC)
Mike Shanahan (No Current Team)	John Fox (CHI)

MOST NFL WINS AS HEAD COACH

Rk.	Head Coach	Win Total
1.	Don Shula	347
2.	George Halas	324
3.	Tom Landry	270
4.	Bill Belichick	250
5.	Curly Lambeau	229
6.	Chuck Noll	209
7.	Marty Schottenheimer	205
8.	Dan Reeves	201
9.	Chuck Knox	193
10.	Bill Parcells	183
11.	Tom Coughlin	182
12.	Mike Shanahan	178
13.	Jeff Fisher	177
14t.	Mike Holmgren	174
	Andy Reid	174
16.	Joe Gibbs	171
17.	Paul Brown	170
18.	Bud Grant	168
19.	Bill Cowher	161
20.	Steve Owen	153
21.	Marv Levy	154
22.	Tony Dungy	148
23.	Hank Stram	136
24.	Weeb Ewbank	134
25.	John Fox	134

- Playoffs Included

* Bold Denotes Active NFL Coaches



REID'S HEAD COACHING CAREER WHEN...

- Scoring on opening drive: 72-21
- Scoring first: 105-33
- Leading at half: 130-26
- Leading after three quarters: 128-26
- Winning time of possession: 103-32-1
- Winning turnover battle: 96-22
- Out-rushing opponent: 102-43-1
- Out-passing opponent: 98-45-1
- Out-gaining opponent: 113-38-1
- 40%+ 3rd down conversions: 82-33
- 50%+ 3rd down conversions: 47-10
- Not throwing an INT: 86-38
- Having a 300-yard passer: 32-16-1
- Having a 100+ yard rusher: 48-18
- Having a 100+ yard receiver: 52-22
- Having two 100+ yard receivers: 8-1
- Having no turnovers: 43-17
- Scoring 20+ points: 132-41
- Scoring 30+ points: 70-5
- Rushing for 150+ yards: 51-14
- Having 20+ first downs: 91-42
- Not allowing a sack: 16-8
- Allowing two or fewer sacks: 100-49-1
- Recording 2+ INTs: 66-16
- Recording 3+ turnovers: 66-11
- Opp. less than 40% on 3rd down: 125-47-1
- Opp. less than 30% on 3rd down: 85-15-1
- Scoring a defensive TD: 39-9
- Recording 3+ sacks: 96-29-1
- Recording 5+ sacks: 38-5-1
- Allowing 17 or fewer points: 116-22-1
- Not allowing a 100-yard rusher: 129-79-1
- Not allowing a 100-yard receiver: 112-78
- Not allowing a 300-yard passer: 147-89-1
- Not allowing a rushing TD: 113-41-1
- Not allowing a passing TD: 51-16
- Not allowing an offensive TD: 32-3
- Having a KR or PR TD: 12-5

CHIEFS GENERAL MANAGER JOHN DORSEY NOTES



DORSEY'S CAREER QUICK HITS

- John Dorsey was named the sixth general manager in Kansas City Chiefs history on January 14, 2013. Dorsey is in his fourth season as an NFL general manager and his 26th year as a player personnel member.
- Most recently served as Director of Football Operations for the Green Bay Packers (2012). Before being promoted to that post, Dorsey served 12 years as the Packers' Director of College Scouting (2000-11).
- A player for the Packers during the 1980s, Dorsey oversaw the college portion of Green Bay's scouting operations and was also actively involved in the area of pro personnel throughout his tenure.
- It was during his time as a college scout and eventually as Director of College Scouting that Dorsey began his association with Chiefs Head Coach Andy Reid, who served as the Packers tight ends/assistant offensive line coach (1992-96) and quarterbacks coach (1997-98).
- Worked alongside multiple Green Bay Packers General Managers including Ron Wolf and Ted Thompson.
- In his first three seasons with the Chiefs, he and Head Coach Andy Reid won 31 games. They orchestrated the greatest single-season turnaround in franchise history in 2013 with an 11-5 record. The club finished just 2-14 the previous year, a +9 turnaround. In 2015, his crew won 10 consecutive games to finish 11-5 and reach the playoffs. The Chiefs won their first playoff game in 22 years.
- Has two Super Bowl rings, three NFC Championships and helped earn 10 division titles over his career.

JOHN DORSEY'S TRACK RECORD

Kansas City Chiefs General Manager John Dorsey is no stranger to success. With the assistance of Packers personnel members including Ted Thompson and Ron Wolf, Dorsey was part of a team that brought in the following success stories in the NFL.

Player	Drafted	Of Note
Aaron Rodgers	2005	Super Bowl XLV MVP
A.J. Hawk	2006	600+ Tackles in 10 Seasons
Greg Jennings	2006	Top 100 Players of 2012
B.J. Raji	2009	2011 Pro Bowler
Clay Matthews	2009	Five-time Pro Bowler
Jordy Nelson	2008	Super Bowl XLV Champion
Terrell Buckley	1992	Recorded 50 career INTs
Robert Brooks	1992	1997 NFL Comeback POY
Edgar Bennett	1992	Super Bowl XXXI Champion
Mark Chmura	1992	Three-time Pro Bowler
Mark Brunell	1993	NFL Passing Yards Leader ('96)
Antonio Freeman	1995	All-Pro Selection in 1998
Vonnie Holliday	1998	NFL All-Rookie Selection ('98)
Matt Hasselbeck	1998	Seahawks All-Time passing leader

In his fourth year with the Chiefs, Dorsey has already accomplished a number of impressive feats. Below is a brief look at some notable moves:

Dustin Colquitt	Signed contract extension
Alex Smith	Traded from SF & renegotiated contract
Eric Fisher	Drafted No. 1 Overall/Extension
Travis Kelce	Drafted in 3rd Rd./Extension
Ron Parker	Claimed off waivers/Signed extension
Jamaal Charles	Contract renegotiated
Jeremy Maclin	Signed as FA
Justin Houston	Signed Contract
Mitchell Schwartz	Signed as FA
Tamba Hali	Signed Contract Extension
Derrick Johnson	Signed Contract Extension

JOHN DORSEY'S HARDWARE



Super Bowls



Conference Titles



Division Titles

DORSEY'S NFL RECORD AS PERSONNEL MEMBER

Year	Reg. Season	Pct.	Playoffs	Overall	Result
1991 (GB)	4-12	.250	0-0	4-12	4th in NFC Central
1992	9-7	.563	0-0	9-7	2nd in NFC Central
1993	9-7	.563	1-1	10-8	3rd in NFC Central; Reached Divisional Playoffs
1994	9-7	.563	1-1	10-8	2nd in NFC Central; Reached Divisional Playoffs
1995	11-5	.688	2-1	13-6	1st in NFC Central; Reached NFC Championship
1996	13-3	.813	3-0	16-3	1st in NFC Central; Won Super Bowl XXXI
1997	13-3	.813	2-1	15-4	1st in NFC Central; Reached Super Bowl XXXII
1998	11-5	.688	0-1	11-6	2nd in NFC Central; Reached Wild Card Playoffs
1999 (SEA)	9-7	.563	0-1	9-8	1st in AFC West; Reached Wild Card Playoffs
2000 (GB)	9-7	.563	0-0	9-7	3rd in NFC Central
2001	12-4	.750	1-1	13-5	2nd in NFC Central; Reached Divisional Playoffs
2002	12-4	.750	0-1	12-5	1st in NFC North; Reached Wild Card Playoffs
2003	10-6	.625	1-1	11-7	1st in NFC North; Reached Divisional Playoffs
2004	10-6	.625	0-1	10-7	1st in NFC North; Reached Wild Card Playoffs
2005	4-12	.250	0-0	4-12	4th in NFC North
2006	8-8	.500	0-0	8-8	2nd in NFC North
2007	13-3	.813	1-1	14-4	1st in NFC North; Reached NFC Championship
2008	6-10	.375	0-0	6-10	3rd in NFC North
2009	11-5	.688	0-1	11-6	2nd in NFC North; Reached Wild Card Playoffs
2010	10-6	.625	4-0	14-6	2nd in NFC North; Won Super Bowl XLV
2011	15-1	.938	0-1	15-2	1st in NFC North; Reached Divisional Playoffs
2012	11-5	.688	1-1	12-6	1st in NFC North; Reached Divisional Playoffs
2013 (KC)	11-5	.688	0-1	11-6	2nd in AFC West; Reached Wild Card Playoffs
2014	9-7	.563	0-0	9-7	2nd in AFC West
2015	11-5	.688	1-1	12-6	2nd in AFC West; Reached Divisional Playoffs
2016	2-2	.500	0-0	2-12	TBD
TOTALS	252-152	.624	18-16	270-168	18 Playoff Berths, 10 Div. Titles, 3 NFC Titles, 2 SB Titles

CHIEFS QUARTERBACK ALEX SMITH



SMITH HAS HISTORY OF PROTECTING FOOTBALL

Since 2010, Chiefs QB Alex Smith has thrown the second fewest interceptions in the NFL among active starting quarterbacks with at least 1,500 regular-season pass attempts. Smith had only seven interceptions last season, which ranked tied for second among passers with 300 or more attempts. He has one in 2016.

Player	INTs Since 2010
1. Russell Wilson.....	35
2. Alex Smith.....	42
3. Aaron Rodgers.....	47
4. Tom Brady.....	51
5. Sam Bradford.....	52

SMITH WITH 100+ RATING

Chiefs quarterback Alex Smith has had 27 career games as a starter where he has recorded over a 100.0 rating. Smith is 26-1 in those contests. In Week 15, 2013 vs. the Raiders, Smith posted a perfect passer rating with five TD passes and no interceptions on 20 attempts and 17 completions.

Date	Opp.	Att.	Comp.	Rtg.
12/15/13	@OAK	20	17	158.3
10/7/12	BUF	24	18	156.3
9/29/14	NE	26	20	144.4
12/4/11	STL	23	17	142.3
9/21/14	MIA	25	19	136.0
12/12/10	SEA	27	17	130.9
9/9/12	@GB	26	20	125.6
12/6/15	@OAK	22	16	123.7
12/8/13	@WAS	20	14	122.3
9/13/15	@HOU	33	22	118.6
12/14/14	OAK	30	18	115.6
11/29/15	BUF	30	19	112.5
10/2/11	@PHI	33	21	112.1
11/6/11	@WAS	24	17	109.7
11/22/15	@SD	25	20	108.8
11/01/15	DET	26	18	108.7
12/20/15	@BAL	25	21	108.5
1/2/11	ARI	29	15	107.8
9/16/12	DET	31	20	107.7
11/1/14	NYJ	31	21	106.8
11/24/13	SD	38	26	106.7
11/19/06	SEA	25	19	105.9
9/25/16	NYJ	33	25	105.2
10/19/14	@SD	28	19	103.4
9/17/06	STL	22	11	103.0
12/14/06	@SEA	25	14	102.4
10/27/13	CLE	36	24	102.2

SMITH VS. THE NFL

Opponent	Reg. Season	Postseason	Total
vs. Denver Broncos	2-5	0-0	2-5
vs. Kansas City Chiefs	0-2	0-0	0-2
vs. Oakland Raiders	7-1	0-0	7-1
vs. San Diego Chargers	4-3	0-0	4-3
vs. AFC West	13-11	0-0	13-11
vs. Baltimore Ravens	1-1	0-0	1-1
vs. Cincinnati Bengals	1-1	0-0	1-1
vs. Cleveland Browns	3-0	0-0	3-0
vs. Pittsburgh Steelers	2-3	0-0	2-3
vs. AFC North	7-5	0-0	7-5
vs. Houston Texans	3-2	1-0	4-2
vs. Indianapolis Colts	0-3	0-1	0-4
vs. Jacksonville Jaguars	2-1	0-0	2-1
vs. Tennessee Titans	1-2	0-0	1-2
vs. AFC South	6-8	1-1	7-9
vs. Buffalo Bills	4-0	0-0	4-0
vs. Miami Dolphins	1-0	0-0	1-0
vs. New England Patriots	1-0	0-1	1-1
vs. New York Jets	3-0	0-0	3-0
vs. AFC East	9-0	0-1	9-1
vs. AFC	35-24	1-3	36-26
vs. Dallas Cowboys	1-1	0-0	1-1
vs. New York Giants	2-1	0-1	2-2
vs. Philadelphia Eagles	2-4	0-0	2-4
vs. Washington Redskins	2-1	0-0	2-1
vs. NFC East	7-7	0-1	7-8
vs. Arizona Cardinals	6-6	0-0	6-6
vs. Seattle Seahawks	7-5	0-0	7-5
vs. San Francisco 49ers	0-1	0-0	0-1
vs. St. Louis Rams	7-2-1	0-0	7-2-1
vs. NFC West	20-14-1	0-0	20-14-1
vs. Atlanta Falcons	0-2	0-0	0-2
vs. Carolina Panthers	0-1	0-0	0-1
vs. Tampa Bay Buccaneers	1-0	0-0	1-0
vs. New Orleans Saints	0-3	1-0	1-3
vs. NFC South	1-6	1-0	2-6
vs. Chicago Bears	1-2	0-0	1-2
vs. Detroit Lions	5-0	0-0	5-0
vs. Green Bay Packers	1-3	0-0	1-3
vs. Minnesota Vikings	1-2	0-0	1-2
vs. NFC North	8-7	0-0	7-7
vs. NFC	36-34-1	1-1	37-35-1



CHIEFS QB ALEX SMITH'S CAREER WHEN...

Throwing one or more TD passes: 51-34-1
 Throwing two or more TD passes: 32-14
 Throwing three or more TD passes: 10-4
 Throwing four or more TD passes: 1-0
 Not throwing an INT: 54-20-1
 With a passer rating of 95.0 or more: 39-6-1
 With a passer rating of 105.0 or more: 25-2-1
 Throwing for 150 or more yards: 53-43
 Throwing for 200 or more yards: 35-27
 Throwing for 250 or more yards: 14-15

Throwing for 300 or more yards: 2-4
 Rushing for a TD: 9-0
 Attempting 20 or more passes: 64-52
 Attempting 30 or more passes: 30-34
 Attempting 40 or more passes: 3-14
 Rushing for 30 or more yards: 14-9
 Completing 15 or more passes: 55-43
 Completing 20 or more passes: 24-25
 Completing 25 or more passes: 3-12
 Completing 30 or more passes: 1-3

Throwing one or more INTs: 17-39
 Throwing two or more INTs: 3-18
 Throwing three or more INTs: 0-8
 Sacked one or more times: 59-52-1
 Sacked two or more times: 48-46-1
 Sacked three or more times: 27-34
 Sacked four or more times: 13-25
 Losing one or more fumbles: 8-14
 Losing two or more fumbles: 0-3
 With a passer rating of 90.0 or lower: 28-47

SMITH'S YEARS WITH CHIEFS

Smith ranks fourth in franchise history for most games started in the first four years of being with the team with 50 starts, trailing only Trent Green (64), Len Dawson (53) and Steve DeBerg (52).

CHIEFS RECORD BOOK

MOST REGULAR SEASON STARTS, QB, FIRST FOUR YEARS

1.	64	Trent Green	2001-04
2.	53	Len Dawson	1962-65
3.	52	Steve DeBerg	1988-91
4.	50	Alex Smith	2013-16
5.	47	Matt Cassel	2010-13

Smith has won 32 of 50 games (64.0%) in his first four seasons with the club, marking the fourth-best winning percentage by any Chiefs quarterback with a minimum of 20 starts in his first four years with the club.

CHIEFS RECORD BOOK

HIGHEST REGULAR SEASON WINNING PCT. QB, FIRST FOUR YEARS WITH TEAM (MIN. 20 STARTS)

1.	68.0	Joe Montana	1993-94
2.	64.9	Steve Bono	1994-96
3.	64.3	Dave Krieg	1992-93
4.	64.0	Alex Smith	2013-16
5.	56.8	Todd Blackledge	1983-1986



CHIEFS PASSER RATINGS

Of Chiefs quarterbacks to start at least 16 games in their Kansas City careers, Alex Smith possesses the highest quarterback rating with a 92.0 mark. Smith has started 50 regular-season games in his Chiefs career and has thrown 66 touchdowns and only 22 interceptions.

Player	Year	Rating
Alex Smith	2013-16	92.0
Trent Green	2001-06	87.3
Joe Montana	1993-94	85.0
Damon Huard	2006-08	83.3
Len Dawson	1962-75	83.2
Steve DeBerg	1988-91	81.8
Rich Gannon	1995-98	81.7
Elvis Grbac	1997-00	80.6
Dave Krieg	1992-93	80.4
Matt Cassel	2009-12	77.5
Bill Kenney	1980-88	77.0
Steve Bono	1994-96	74.3
Steve Fuller	1979-82	69.4
Mike Livingston	1968-79	63.3
Todd Blackledge	1983-87	62.0
Cotton Davidson	1960-61	61.9

ALEX SMITH OVER FOUR YEARS

Alex Smith's 32 wins ranks second all-time on the Chiefs franchise list for most wins in a starting quarterback's first four seasons. His mark of 32 ranks second overall and is only two wins shy of tying Trent Green (34).

Rk.	Player	Years	Wins
1.	Trent Green	2001-04	34
2.	Alex Smith	2013-16	32
3.	Steve DeBerg	1988-91	31
4.	Len Dawson	1962-65	29

ALEX SMITH COMPLETION PERCENTAGE

Through 50 regular-season games with the Chiefs, Alex Smith is the most accurate passer in Chiefs history. His 63.8 completion percentage is top among all passers with at least 700 attempts.

Rk.	Player	G	Comp.	Att.	Pct.
1.	Alex Smith	50	1,027	1,610	63.8
2.	Trent Green	88	1,720	2,777	61.9
3.	Joe Montana	25	480	791	60.7
4.	Elvis Grbac	49	897	1,548	57.9
5.	Steve DeBerg	57	934	1,616	57.8

SMART DECISION MAKER

Smith's seven interceptions on 470 pass attempts gave him a 1.49 interception percentage in 2015, ranking as the fifth-best single-season mark in franchise history.

CHIEFS RECORD BOOK, LOWEST INT. PERCENTAGE, SEASON

1.	0.41	Damon Huard (244-1)	2006
2.	0.90	Steve DeBerg (444-4)	1990
3.	1.29	Alex Smith (464-6)	2014
4.	1.37	Alex Smith (508-7)	2013
5.	1.49	Alex Smith (470-7)	2015

Smith's 1.37 Int. % from 2013-16 ranks first in the NFL for passers with over 1,000 regular-season attempts in that span.

NFL LEADERS, INT PERCENTAGE 2013-16

Rk.	Player	Team	Att.	INT	INT Pct
1.	Alex Smith	Chiefs	1,560	21	1.37
2.	Tom Brady	Patriots	1,834	27	1.44
3.	Aaron Rodgers	Packers	1,476	20	1.45
4.	Russell Wilson	Seahawks	1,443	25	1.69
5.	Derek Carr	Raiders	2,022	40	1.98

THROUGH THE AIR

Smith's 308 completions in 2013 marked a single-season career-high, passing his old mark of 273 set in the 2011 season. 2015 marked the eighth time in franchise history that a Chiefs quarterback has completed more than 300 passes in a single season. The team record for most completions in a single season is 369, set by Trent Green in 2004. Smith had 307 in 2015.

ALEX SMITH, MOST COMPLETIONS, SINGLE SEASON

1.	308	2013
2.	307	2015
3.	303	2014
4.	273	2011
5.	257	2006

SMITH'S BIG GAME

In the Chiefs 34-7 victory over the St. Louis Rams in Week 8 of 2014, Alex Smith went 25 of 29 for 226 yards. His 86.2 completion percentage was the highest for a single game in team history (minimum 20 attempts), and it breaks his previous mark set in 2013 at Oakland.

Rk.	Player	Date	Opponent	Comp.	Att.	Pct.
1.	Alex Smith	10/26/14	Rams	26	29	86.2
2.	Alex Smith	12/15/13	Raiders	17	20	85.0
3.	Alex Smith	12/20/15	Ravens	21	25	84.0
4.	Brady Quinn	12/02/12	Panthers	19	23	82.6
5t.	Trent Green	12/16/01	Broncos	17	21	81.0
	Dave Krieg	11/29/92	Jets	17	21	81.0

BY THE NUMBERS - ALEX SMITH VS. THE NFL

Chiefs quarterback Alex Smith is in his 12th NFL season. Statistically, his best games have come against AFC East and NFC West opponents. History shows he has played particularly well against the Oakland Raiders, recording a 106.1 rating in eight games against the club with 18 touchdowns and only three interceptions. Below is a breakdown of how Smith has fared against his opponents.

AFC West								
Team	G	Att.	Comp.	Yds.	TD	Int.	Pct.	Rtg.
Broncos	7	240	138	1520	8	5	57.5	78.8
Chargers	7	222	153	1701	9	5	68.9	95.6
Chiefs	2	67	36	324	1	3	53.7	53.3
Raiders	8	215	130	1625	18	3	60.5	106.1
Total	24	744	457	5170	36	16	61.4	89.1

AFC East								
Team	G	Att.	Comp.	Yds.	TD	Int.	Pct.	Rtg.
Bills	4	112	73	859	5	0	65.2	103.2
Dolphins	1	25	19	186	3	0	76.0	136.0
Jets	3	85	58	579	3	0	68.2	99.1
Patriots	1	26	20	248	3	0	76.9	144.4
Total	9	258	170	1872	14	0	65.9	105.3

AFC North								
Team	G	Att.	Comp.	Yds.	TD	Int.	Pct.	Rtg.
Bengals	2	75	51	587	0	0	68.0	91.4
Browns	3	82	54	527	5	1	65.9	99.0
Ravens	2	49	36	311	1	1	73.5	88.1
Steelers	5	193	117	1,245	5	2	60.6	84.0
Total	12	399	258	2,670	11	4	64.7	89.1

AFC South								
Team	G	Att.	Comp.	Yds.	TD	Int.	Pct.	Rtg.
Colts	3	83	44	425	1	6	53.0	41.5
Jaguars	3	99	56	528	4	1	56.6	80.7
Texans	5	155	96	1034	7	3	61.9	88.5
Titans	3	119	68	733	3	7	57.1	59.3
Total	14	456	264	2720	15	17	57.9	70.8

AFC	G	Att.	Comp.	Yds.	TD	Int.	Pct.	Rtg.
Total	59	1,847	1,149	12,432	76	37	62.2	87.3

NFC East								
Team	G	Att.	Comp.	Yds.	TD	Int.	Pct.	Rtg.
Cowboys	2	60	37	402	4	1	61.7	96.7
Eagles	6	191	115	1343	7	5	60.2	82.9
Giants	3	101	62	730	4	6	61.4	71.8
Redskins	3	60	39	429	3	1	65.0	95.8
Total	14	412	253	2904	18	13	61.4	84.0

NFC North								
Team	G	Att.	Comp.	Yds.	TD	Int.	Pct.	Rtg.
Bears	3	78	46	434	2	3	59.0	66.9
Lions	5	140	89	862	6	1	63.6	92.0
Packers	4	128	72	929	7	4	56.3	84.4
Vikings	3	93	59	591	2	2	63.5	79.6
Total	15	439	266	2816	17	10	60.5	82.7

NFC South								
Team	G	Att.	Comp.	Yds.	TD	Int.	Pct.	Rtg.
Buccaneers	1	19	11	170	3	0	57.9	127.2
Falcons	2	70	38	337	1	5	54.3	42.4
Panthers	1	19	9	129	1	0	47.4	87.4
Saints	3	103	59	636	3	5	57.3	65.0
Total	7	211	117	1272	8	10	55.4	66.3

NFC West								
Team	G	Att.	Comp.	Yds.	TD	Int.	Pct.	Rtg.
49ers	1	31	17	175	2	1	54.8	79.4
Cardinals	12	332	195	2216	11	8	58.7	79.8
Rams	10	212	142	1765	7	2	66.9	99.6
Seahawks	12	303	178	1857	9	4	58.7	80.9
Total	35	878	532	5993	28	15	60.6	84.5

NFC	G	Att.	Comp.	Yds.	TD	Int.	Pct.	Rtg.
Total	71	1,940	1,168	12,985	71	48	60.2	82.0

CHIEFS RUNNING BACK JAMAAL CHARLES

CHARLES MOVING UP CHARTS FOR YARDS

Chiefs running back Jamaal Charles ranks second in team history when it comes to career scrimmage yards. Here is a look at where he ranks among other Chiefs greats:

Rk.	Pos.	Player	Career Yards from Scrimmage
1.	TE	Tony Gonzalez	10,954 (Rec: 10,940, Rush: 14)
2.	RB	Jamaal Charles	9,670 (Rush: 7,227, Rec: 2,443)
3.	RB	Priest Holmes	8,447 (Rush: 6,070, Rec: 2,377)
4.	WR	Otis Taylor	7,467 (Rec: 7,306, Rush: 161)
5.	RB	Larry Johnson	7,384 (Rush: 6,015, Rec: 1,369)
6.	WR	Dwayne Bowe	7,171 (Rec: 7,155 Rush: 16)
7.	RB	Ed Podolak	6,907 (Rush: 4,451, Rec: 2,456)
8.	WR	Henry Marshall	6,802 (Rec: 6,545, Rush: 257)
9.	RB	Abner Haynes	6,553 (Rush: 3,814, Rec: 2,739)
10.	WR	Carlos Carson	6,431 (Rec: 6,360, Rush: 71)

CHARLES IMPRESSIVE THROUGH 1ST 1,000 RUSHES

Chiefs running back Jamaal Charles has been excellent running the ball so far in his career. Charles became the fifth player in Chiefs history to record 1,000 carries. In those 1,000 carries, he accumulated 5,523 yards (5.52 avg.). Below is a look at some other recent top-performing NFL running backs and where they ranked for yards accumulated at the time of their 1,000th carry.

RECENT TOP-PERFORMING RBS. YARDS AT 1,000TH CARRY

1.	5,523	Jamaal Charles
2.	4,951	Adrian Peterson
3.	4,826	Chris Johnson
4.	4,820	Clinton Portis
5.	4,794	Frank Gore
6.	4,754	Jamal Lewis
7.	4,683	Terrell Davis
8.	4,643	Fred Taylor
9.	4,620	Corey Dillon
10.	4,558	Maurice Jones-Drew
11.	4,542	Thurman Thomas
12.	4,364	LaDainian Tomlinson
13.	4,351	Steven Jackson
14.	4,283	Edgerrin James
15.	4,056	Jerome Bettis
16.	3,936	Eddie George
17.	3,906	Curtis Martin
18.	3,701	Marshall Faulk

CHARLES' BIG PLAY ABILITY

RB Jamaal Charles has shown off his big-play ability multiple times in his career. He owns the two longest rushing plays in franchise history and four of the team's top-10 marks.

CHIEFS RECORD BOOK: LONGEST RUSHING PLAYS (ALL 80+)

Rk.	Yards	Player	Opponent	Date
1.	91 (TD)	Jamaal Charles	at New Orleans	9/23/12
2.	86 (TD)	Jamaal Charles	vs. Indianapolis	12/23/12
3.	84 (TD)	Ted McKnight	at Seattle	9/30/79
4t	82 (TD)	Joe Delaney	vs. Denver	10/18/81
	82 (TD)	Derrick Alexander	vs. San Diego	10/31/99
6t.	80 (TD)	Jamaal Charles	at Cleveland	12/9/12
	80 (TD)	Abner Haynes	at New York Jets	11/29/64
	80 (TD)	Warren McVea	vs. Cincinnati	10/26/69
	80	Jamaal Charles	at St. Louis	12/19/10



CHARLES CONTINUES CLIMB

RB Jamaal Charles moved into second place all-time in team history for most rushing attempts with 1,321 carries. He most recently passed RB Priest Holmes (1,320).

CHIEFS RECORD BOOK: MOST RUSHING ATTEMPTS - CAREER

1.	1,375	Larry Johnson	2003-09
2.	1,322	Jamaal Charles	2008-16
3.	1,321	Priest Holmes	2001-07
	1,246	Christian Okoye	1987-92
5.	1,157	Ed Podolak	1969-77

CHARLES' TOUCHDOWNS

Jamaal Charles is second in the NFL over the past four seasons with 38 total touchdowns despite missing the majority of the last 16 games.

MOST TOUCHDOWNS, PAST FOUR SEASONS (2013-16)

Rk.	TD	Player	Pos.	Team
1.	39	Antonio Brown	WR	Pittsburgh
2.	38	Jamaal Charles	RB	Kansas City
3.	36	Brandon Marshall	WR	NYJ/Chicago
4.	35	DeMarco Murray	RB	DAL/PHI/TEN
5t.	34	Marshawn Lynch	RB	Seattle
	34	Demaryius Thomas	WR	Denver

CHARLES IN CHARGE

RB Jamaal Charles owns three 200-yard games for his career, which is more 200-plus yard performances than any other running back in team history. RB Larry Johnson is the only other player in team history to record more than one 200-yard performance.

Charles now owns the top three single-game rushing outputs in franchise history. He owns the club's top mark with 259 yards on 25 attempts (10.4 avg.) set in the 2009 season finale at Denver (1/3/10).

CHIEFS RECORD BOOK: MOST RUSHING YARDS, GAME

Rank	Player	Yds	Att.	Avg.	Date/Opp.
1.	Jamaal Charles	259	25	10.4	1/3/10 @ DEN
2.	Jamaal Charles	233	33	7.1	9/23/12 @ NO
3.	Jamaal Charles	226	22	10.3	12/23/12 vs. IND
4.	Larry Johnson	211	36	5.9	11/20/05 @ HOU
5.	Larry Johnson	201	26	7.7	1/1/06 vs. CIN

CHIEFS RECORD BOOK: COMBINED YDS FROM SCRIMMAGE, GAME

Rank	Player	Yards (Rush/Rec.)	Date/Opp.
1.	Stephone Paige	309 (0 rush, 309 rec.)	12/22/85 vs. SD
2.	Priest Holmes	307 (197 rush, 110 rec.)	11/24/02 @ SEA
3.	Jamaal Charles	288 (233 rush, 55 rec.)	9/23/12 @ NO
4.	Priest Holmes	277 (168 rush, 109 rec.)	12/9/01 @ OAK
5.	Jamaal Charles	262 (259 rush, 3 rec.)	1/3/10 @ DEN

THIS GUY CAN PLAY

Chiefs running back Jamaal Charles holds a place in the top-five of nearly every Kansas City Chiefs rushing records category. He's also been a key component in the club's passing game. Below is a brief look at some of Jamaal Charles' team accomplishments.



CHIEFS RECORD BOOK MOST RUSHING FIRST DOWNS, CAREER

1.	359	Priest Holmes	2001-07
2.	349	Jamaal Charles	2008-16
3.	312	Larry Johnson	2003-09
4.	250	Marcus Allen	1993-97
5.	118	Tony Richardson	1995-05

CHIEFS RECORD BOOK YARDS PER CARRY, RB, CAREER

1.	5.47	Jamaal Charles	2008-16
2.	4.80	Abner Haynes	1960-64
3.	4.60	Priest Holmes	2001-07
4.	4.57	Kimble Anders	1991-00
5.	4.44	Ted McKnight	1977-81

CHIEFS RECORD BOOK MOST RUSHING YARDS, GAME

Rk	Player	Yds.	Atts.	Date
1.	Jamaal Charles	259	25	1/3/10
2.	Jamaal Charles	233	33	9/23/12
3.	Jamaal Charles	226	22	12/23/12
4.	Larry Johnson	211	36	11/20/05
5.	Larry Johnson	201	26	1/1/06

CHIEFS RECORD BOOK MOST RECEIVING TOUCHDOWNS, CAREER, RB

1.	20	Jamaal Charles	2008-16
2.	17	Abner Haynes	1960-64
3.	14	Curtis McClinton	1962-69
4t.	9	Kimble Anders	1991-2000
	9	Tony Richardson	1995-2005

CHIEFS RECORD BOOK MOST YARDS AFTER CATCH, CAREER, RB

1.	2,853	Priest Holmes	2001-07
2.	2,790	Kimble Anders	1991-2000
3.	2,474	Jamaal Charles	2008-15
4.	1,599	Larry Johnson	2003-09
5.	1,294	Tony Richardson	1995-2005

CHARLES IN THE RECEIVING GAME

In his career, RB Jamaal Charles has recorded 283 receptions, ranking third in franchise history for most receptions by a running back.

CHIEFS RECORD BOOK, MOST RECEPTIONS, RB, CAREER

1.	369	Kimble Anders	1991-00
2.	288	Ed Podolak	1969-77
3.	283	Jamaal Charles	2008-16
4.	251	Priest Holmes	2001-07
5.	197	Abner Haynes	1960-64

Charles has 2,443 career receiving yards, giving him sole possession of fourth place on the franchise's list for most career receiving yards by a running back.

CHIEFS RECORD BOOK, MOST RECEIVING YARDS, RB, CAREER

1.	2,829	Kimble Anders	1991-00
2.	2,739	Abner Haynes	1960-65
3.	2,456	Ed Podolak	1969-77
4.	2,443	Jamaal Charles	2008-16
5.	2,377	Priest Holmes	2001-07

Charles had 70 receptions in 2013, tying him for second-most receptions by a running back in a single season in franchise history.

CHIEFS RECORD BOOK, MOST RECEPTIONS, RB, SEASON

1.	74	Priest Holmes	2003
2t.	70	Jamaal Charles	2013
	70	Priest Holmes	2002
4.	67	Kimble Anders	1994
5.	66	MacArthur Lane	1976

Charles racked up 693 receiving yards on 70 receptions (9.9 avg.) in 2013. His 693 receiving yards rank first in franchise history for most receiving yards by a running back in a single season.

CHIEFS RECORD BOOK, MOST RECEIVING YARDS, RB, SEASON

1.	693	Jamaal Charles	2013
2.	690	Priest Holmes	2003
3.	672	Priest Holmes	2002
4.	614	Priest Holmes	2001
5.	590	Curtis McClinton	1965

CHARLES CARRIES OVER 10

RB Jamaal Charles has proven how explosive he can be. He has 195 10-plus rushes for his career, a Kansas City franchise record.

CHIEFS RECORD BOOK, MOST 10+ RUSHES, CAREER

1.	195	Jamaal Charles	2008-16
2.	190	Priest Holmes	2001-07
3.	137	Larry Johnson	2003-09
4.	71	Marcus Allen	1993-97
5.	63	Kimble Anders	1991-00

CHARLES RUNNING ALONG

RB Jamaal Charles has rushed for more than 1,000 yards in five straight seasons in which he has played in at least 15 games. He recently passed Priest Holmes to rank first in team history for most career rushing yards. He is the first player in Chiefs history to crack the 1,000-yard rushing plateau five times in his career. He became the first running back to crack 7,000 rushing yards in team history.

CHIEFS RECORD BOOK: MOST RUSHING YARDS, CAREER

Rank	Player	Years	Yards
1.	Jamaal Charles	2008-16	7,227
2.	Priest Holmes	2001-07	6,070
3.	Larry Johnson	2003-09	6,015
4.	Christian Okoye	1987-92	4,897
5.	Ed Podolak	1969-77	4,451

BY THE NUMBERS - JAMAAL CHARLES VS. THE NFL

Chiefs running back Jamaal Charles is in his eighth NFL season. Statistically, his best games have come against AFC West and NFC South opponents. History shows he has played particularly well against the Denver Broncos, recording 1,175 scrimmage yards and seven touchdowns against the club. Below is a breakdown of how Charles has fared against his opponents.

AFC West								
Team	Att.	Yds.	TD	Rec.	Yds.	Rec. TDs	Scrimmage Yds.	Tot. TDs
Broncos	186	987	5	28	188	2	1175	7
Raiders	122	499	5	37	416	5	915	10
Chargers	124	664	6	21	184	1	848	7
Total	432	2150	16	86	788	8	2938	24

AFC East								
Team	Att.	Yds.	TD	Rec.	Yds.	Rec. TDs	Scrimmage Yds.	Tot. TDs
Bills	92	589	2	31	198	2	787	4
Dolphins	3	15	0	3	102	0	117	0
Jets	25	123	1	3	14	0	137	1
Patriots	23	120	1	2	22	2	142	3
Total	143	847	4	42	336	4	1183	8

AFC North								
Team	Att.	Yds.	TD	Rec.	Yds.	Rec. TDs	Scrimmage Yds.	Tot. TDs
Bengals	55	273	0	13	123	0	396	0
Browns	72	442	2	8	89	0	531	2
Ravens	35	148	0	6	50	0	198	0
Steelers	51	194	1	7	56	1	249	3*
Total	213	1,057	3	34	318	1	1375	5

AFC South								
Team	Att.	Yds.	TD	Rec.	Yds.	Rec. TDs	Scrimmage Yds.	Tot. TDs
Colts	51	419	2	9	56	0	475	2
Jaguars	37	184	2	6	42	0	226	2
Texans	53	236	1	12	107	1	343	2
Titans	45	221	1	17	118	2	339	3
Total	186	1060	6	44	323	3	1383	9

AFC Total	Att.	Yds.	TD	Rec.	Yds.	Rec. TDs	Scrimmage Yds.	Tot. TDs
	974	5114	29	206	1765	16	6879	46*

*Includes Charles' 97-yard KO return TD vs. PIT in 2009.

NFC East								
Team	Att.	Yds.	TD	Rec.	Yds.	Rec. TDs	Scrimmage Yds.	Tot. TDs
Cowboys	19	64	0	13	102	1	166	1
Eagles	26	128	1	10	114	0	242	1
Giants	20	89	0	5	62	1	151	1
Redskins	23	156	1	3	10	1	166	2
Total	88	437	2	31	288	3	725	5

NFC North								
Team	Att.	Yds.	TD	Rec.	Yds.	Rec. TDs	Scrimmage Yds.	Tot. TDs
Bears	12	58	0	1	26	0	84	0
Lions	2	27	0	0	0	0	27	0
Packers	11	49	3	5	33	0	82	3
Vikings	0	0	0	0	0	0	0	0
Total	25	134	3	6	59	0	193	3

NFC South								
Team	Att.	Yds.	TD	Rec.	Yds.	Rec. TDs	Scrimmage Yds.	Tot. TDs
Buccaneers	30	146	0	2	7	0	153	0
Falcons	23	125	0	3	24	0	149	0
Panthers	31	145	0	8	33	0	178	0
Saints	35	245	1	6	55	0	300	1
Total	119	661	1	19	119	0	780	1

NFC West								
Team	Att.	Yds.	TD	Rec.	Yds.	Rec. TDs	Scrimmage Yds.	Tot. TDs
49ers	27	177	0	4	61	0	238	0
Cardinals	22	179	1	6	58	1	237	2
Rams	24	199	3	7	71	0	270	3
Seahawks	42	332	3	4	22	0	354	3
Total	116	881	7	21	212	1	1093	8

NFC Total	Att.	Yds.	TD	Rec.	Yds.	Rec. TDs	Scrimmage Yds.	Tot. TDs
	348	2113	13	77	678	4	2791	17

CHIEFS RECORD WATCH

CHIEFS RECORD BOOK MOST TOUCHDOWNS, CAREER

1.	83.....	Priest Holmes (76 rush, 7 rec.)	2001-07
2.	76.....	Tony Gonzalez (0 rush, 76 rec.)	1997-08
3.	63.....	Jamaal Charles (42 rush, 20 rec., 1 KOR)	2008-16
4.	61.....	Larry Johnson (55 rush, 6 rec.)	2003-09
5.	60.....	Otis Taylor (3 rush, 57 rec.)	1965-75

CHIEFS RECORD BOOK LOWEST PERCENTAGE, PASSES HAD INTERCEPTED, SEASON

1.	0.41	Damon Huard (244-1).....	2006
2.	0.90	Steve DeBerg (444-4).....	1990
3.	1.29	Alex Smith (464-6).....	2014
4.	1.37	Alex Smith (508-7).....	2013
5.	1.49	Alex Smith (470-7).....	2015

CHIEFS RECORD BOOK MOST PUNTS INSIDE THE 20, CAREER

1.	362	Dustin Colquitt	2005-16
2.	117	Louie Aguiar	1994-98
3.	62	Bryan Barker	1990-93
4.	58	Jim Arnold	1983-85
5.	54	Kelly Goodburn	1987-90

CHIEFS RECORD BOOK MOST SACKS, CAREER

1.	126.5	Derrick Thomas	1989-99
2.	87.0	Tamba Hali.....	2006-16
3.	85.5	Neil Smith	1988-96
4.	73.0	Art Still	1978-87
5.	56.0	Justin Houston.....	2011-16

CHIEFS RECORD BOOK MOST SACKS, DEFENSIVE BACK, CAREER

1.	7.0	Ron Parker.....	2013-16
2.	6.5	Reggie Tongue.....	1996-99
3t.	6.0	James Hasty	1995-00
		Greg Wesley	2000-07
5.	5.5	Eric Berry.....	2010-16

CHIEFS RECORD BOOK MOST INTERCEPTION RETURN TOUCHDOWNS, CAREER

1.	6	Bobby Bell.....	1963-74
2t.	5	Jim Kearney.....	1967-75
		Emmitt Thomas.....	1966-78
4t.	4	Derrick Johnson	2005-16)
	4	Lloyd Burruss.....	1981-91
6t.	3	Eric Berry.....	2010-16
		Eight others tied.....	

CHIEFS RECORD BOOK MOST SACKS, INTERIOR DEFENSIVE LINEMAN, CAREER

1.	40.0	Bill Maas	1984-92
2.	28.0	Dan Saleamua	1989-96
3.	27.5	John Browning	1996-05
4.	14.0	Joe Phillips.....	1992-97
5.	12.0	Dontari Poe.....	2012-16

JOHNSON MOVES UP CAREER TACKLE CHART

In the Chiefs Monday Night Football game at Green Bay on Sept. 28, 2015, LB Derrick Johnson recorded eight solo tackles and became the first player in franchise history to record 1,000 career tackles. Johnson now owns 1,132 career stops, which places him atop the franchise's history book in the tackle category, passing Chiefs Hall of Fame LB Gary Spani's former record of 999 tackles. In 2011, Johnson set a Chiefs single-season record with 179 tackles (131 solo). In 2010, 2011, 2012, 2013 & 2015, Johnson led the team in total tackles.

CHIEFS RECORD BOOK, TACKLES, CAREER

Rk.	Player	Tackles
1.	Derrick Johnson	1,132
2.	Gary Spani	999
3.	Art Still	992
4.	Deron Cherry.....	927
5.	Donnie Edwards.....	883

JOHNSON'S 100 TACKLE SEASONS

Year	Tackles	Solo	Assists	Team Rank
2005	110	87	23	Third
2007	107	91	16	Third
2010	147	107	40	First
2011	179	131	48	First
2012	125	110	15	First
2013	107	95	12	First
2015	116	95	21	First
2016	31	25	6	First



GET YOUR HANDS DIRTY

Getting after the opposing quarterback has been a point of pride for the Kansas City Chiefs. In fact, 13 different players recorded at least a partial sack in 2015. The Chiefs totaled 47.0 team sacks in the 2015. The Chiefs have 5.0 sacks so far in 2016 by four different players (Derrick Johnson, Tamba Hali, Jaye Howard and Dee Ford).

Justin Houston	LB	7.5	Mike DeVito	DE	3.0
Tamba Hali	LB	6.5	Frank Zombo	LB	3.0
Jaye Howard	DL	5.5	Tyvon Branch	S	2.0
Ron Parker	DB	5.0	Josh Mauga	LB	1.0
Allen Bailey	DE	4.5	Dontari Poe	DT	1.0
Derrick Johnson	LB	4.0	Daniel Sorensen	DB	1.0
Dee Ford	LB	4.0			



SACK CITY

Chiefs linebackers Tamba Hali and Justin Houston take pride in their abilities in getting after the opposing team's quarterback. The two have combined for 143.0 total sacks. Hali passed Neil Smith for second in team history in that category. Below is a breakdown of how each player has fared against each opponent and opposing QBs.



Hali Sacks by QB

Quarterback	Sacks
Philip Rivers	13.5
Kyle Orton	6.0
Alex Smith	4.5
Ryan Fitzpatrick	4.5
Aaron Rodgers	4.0
Jason Campbell	3.5
Joe Flacco	3.0
Eli Manning	3.0
Peyton Manning	3.0
Terrelle Pryor	2.5
Case Keenum	2.5
Robert Griffin III	2.0
Kelly Holcomb	2.0
Donovan McNabb	2.0
Brandon Weeden	2.0
Tom Brady	2.0
Landry Jones	2.0
Brett Favre	1.5
Jake Plummer	1.5
Kyle Boller	1.0
Todd Bouman	1.0
Derek Carr	1.0
Kellen Clemens	1.0
Kerry Collins	1.0
Daunte Culpepper	1.0
Andy Dalton	1.0
Josh Freeman	1.0
David Garrard	1.0
Caleb Hanie	1.0
Matt Leinart	1.0
Andrew Luck	1.0
Brandon Marshall	1.0
Mark Sanchez	1.0
Michael Vick	1.0
Andrew Walter	1.0
Ryan Tannehill	1.0
Russell Wilson	1.0
Tyrod Taylor	1.0
Brock Osweiler	1.0
Carson Palmer	0.5
JaMarcus Russell	0.5
Vince Young	0.5
Matthew Stafford	0.5

Hali Sacks By Team

Team	Sacks
San Diego	13.5
Denver	9.5
Oakland	9.5
Buffalo	4.5
Green Bay	4.5
San Francisco	4.5
Minnesota	4.0
Baltimore	3.0
Indianapolis	3.0
N.Y. Giants	3.0
N.Y. Jets	3.0
Washington	3.0
Houston	3.5
Tennessee	2.5
Cleveland	2.0
Jacksonville	2.0
New England	2.0
Pittsburgh	2.0
Cincinnati	1.5
Arizona	1.0
Chicago	1.0
Philadelphia	1.0
Tampa Bay	1.0
Miami	1.0
Seattle	1.0
Detroit	0.5



HALI'S SACK STATS

LB Tamba Hali has 1.0 sack this season thus far, giving him 87.0 sacks (-572.5 yards) for his career to rank second in franchise history. He owns 20 career multi-sack games.

CHIEFS RECORD BOOK: MOST SACKS, CAREER

Rk.	Sacks	Player	Years
1.	126.5	Derrick Thomas	1989-99
2.	87.0	Tamba Hali	2006-15
3.	85.5	Neil Smith	1988-96
4.	73.0	Art Still	1978-87
5.	56.0	Justin Houston	2011-15



Houston Sacks by QB

Quarterback	Sacks
Michael Vick	6.5
Peyton Manning	5.0
Philip Rivers	5.0
Drew Brees	3.0
Caleb Hanie	3.0
Blaine Gabbert	3.0
Austin Davis	3.0
Joe Flacco	2.0
Jake Locker	2.0
Drew Stanton	2.0
Derek Carr	2.0
Ben Roethlisberger	2.0
Tim Tebow	1.5
Matthew Stafford	1.5
Mark Sanchez	1.0
Matt Ryan	1.0
Cam Newton	1.0
Ryan Fitzpatrick	1.0
Terrelle Pryor	1.0
Jason Campbell	1.0
Ryan Tannehill	1.0
Tom Brady	1.0
Jimmy Garoppolo	1.0
Colin Kaepernick	1.0
Brian Hoyer	1.0
Teddy Bridgewater	1.0
Brock Osweiler	2.0
Case Keenum	0.5

Houston Sacks by Team

Team	Sacks
Denver	8.5
San Diego	5.0
Philadelphia	4.5
Tennessee	3.0
Chicago	3.0
New Orleans	3.0
Jacksonville	3.0
St. Louis	3.0
N.Y. Jets	3.0
Oakland	3.0
Baltimore	2.0
New England	2.0
Arizona	2.0
Pittsburgh	2.0
Houston	1.5
Detroit	1.5
Atlanta	1.0
Carolina	1.0
Cleveland	1.0
Miami	1.0
San Francisco	1.0
Minnesota	1.0

HOUSTON WE HAVE A PROBLEM

LB Justin Houston owns six 3.0-plus sack games in his career. Houston has recorded 56.0 sacks in 70 career games played, averaging over a half sack per game (0.80).

Date	Opponent	Opposing QB	Result	Total
12/4/11	@ Chicago	Caleb Hanie	W, 10-3	3.0 (-15.0 yds)
9/23/12	@ New Orleans	Drew Brees	W, 27-24 OT	3.0 (-25.0 yds)
9/8/13	@ Jacksonville	Blaine Gabbert	W, 28-2	3.0 (-27.0 yds.)
9/19/13	@ Philadelphia	Michael Vick	W, 26-16	4.5 (-28.0 yds.)
10/26/14	vs. St. Louis	Austin Davis	W 34-7	3.0 (-17.0 yds.)
12/28/14	vs. San Diego	Philip Rivers	W 19-7	4.0 (-21.0 yds.)

JUSTIN HOUSTON BY THE NUMBERS

LB Justin Houston had 33.0 sacks between 2013-14, ranking second in back-to-back seasons in franchise history.

CHIEFS RECORD BOOK

MOST SACKS, CONSECUTIVE SEASONS

1.	33.5	Derrick Thomas (20.0, 13.5)	1990-91
2.	33.0	Justin Houston (11.0, 22.0)	2013-14
3.	30.0	Derrick Thomas (10.0, 20.0)	1989-90
4t.	29.5	Neil Smith (14.5, 15.0)	1992-93
	29.5	Justin Houston (22.0, 7.5)	2014-15
5.	28.0	Derrick Thomas (13.5, 14.5)	1991-92

Houston has 16 career multi-sack games, including a career-high six such performances in 2014. He has 11 multi-sack games in his past three seasons.

CHIEFS RECORD BOOK

MOST MULTI-SACK GAMES, CAREER

1.	27	Derrick Thomas	1989-99
2.	20	Tamba Hali	2006-15
3.	19	Neil Smith	1988-96
4.	16	Justin Houston	2011-15
5.	13	Jared Allen	2004-07

Since Dec. 1, 2011 (Houston's first NFL sack), he trails only Houston's J.J. Watt for most QB takedowns.

NFL LEADERS

SACKS, SINCE DEC. 1, 2011

1.	71.5	J.J. Watt	Houston
2t.	56.0	Justin Houston	Kansas City
	56.0	Von Miller	Denver
4.	47.5	Elvis Dumervil	Denver/Baltimore
5.	47.0	Robert Quinn	St. Louis

HOUSTON IN NFL RECORD BOOK

Justin Houston's franchise record 22.0 sacks in 2014 was just 0.5 sack shy of Michael Strahan's NFL record 22.5 set in 2001. Houston's 22.0 sacks tie him with four other players, including Pro Football Hall of Famers Reggie White and Chris Doleman.

Rk.	Player	Year	Sacks
1.	Michael Strahan*	2001	22.5
2t.	Justin Houston	2014	22.0
	Jared Allen	2011	22.0
	Chris Doleman*	1989	22.0
	Reggie White*	1987	22.0
	Mark Gastineau	1984	22.0

*Pro Football Hall of Famer

WHERE HE RANKS IN CHIEFS HISTORY

In 2014, Justin Houston broke the Chiefs franchise record for sacks in a single season with 22.0. Houston's 22.0 sacks were two more than Pro Football Hall of Famer Derrick Thomas' 20.0 more than two decades prior in 1990.

Rk.	Player	Year	Sacks
1.	Justin Houston	2014	22.0
2.	Derrick Thomas*	1990	20.0
3.	Jared Allen	2007	15.5
4.	Neil Smith	1993	15.0
5t.	Tamba Hali	2010	14.5
	Neil Smith	1992	14.5
	Art Still	1984	14.5
	Derrick Thomas*	1992	14.5

*Pro Football Hall of Famer

MOST SACKS, TEAMMATES, 2013-15

Justin Houston and Tamba Hali have proven to be a potent duo when getting to the quarterback. In the past three seasons, Hali and Houston combined for 64.0 sacks, good for the number two ranking in the NFL for players who lead their current teams in sacks.

Rk.	Players	Team	Sacks
1.	J.J. Watt/Whitney Mercilus	Texans	72.5
2.	Justin Houston/Tamba Hali	Chiefs	64.0
3.	Mario Williams/Jerry Hughes	Bills	57.5
4t.	Elvis Dumervil/Terrell Suggs	Ravens	54.5
	Robert Quinn/Aaron Donald	Rams	54.5



CHIEFS DEFENSE NO STRANGER TO END ZONE

So far this season, KC's defense has found the end zone one time. The Chiefs found the endzone six times on defense in 2015. In 2014, the Chiefs had one returned TD on defense. In 2013, the Chiefs defense found the endzone six times. Below is a look at Kansas City's most recent defensive touchdowns.

Kansas City is 101-26-1 (.793) in games with a defensive touchdown.

Most Recent Defensive Scores

Date	Opponent	Defensive Score	Result
9/25/16	NYJ	LB Derrick Johnson 55-yd INT return	W, 24-3
12/20/15	@ Bal	CB Marcus Peters 90-yd INT return	W, 34-14
12/20/15	@ Bal	S Tyvon Branch 73-yd fumble return	W, 34-14
12/6/15	@ Oak	S Tyvon Branch 38-yd INT return	W, 34-20
11/22/15	SD	LB Justin Houston 17-yd INT return	W, 33-3
10/11/15	CHI	LB Ramik Wilson FR in endzone	L, 18-17
9/17/15	DEN	CB Marcus Peters 55-yd INT return	L, 31-24
9/29/14	NE	S Husain Abdullah 39-yd INT return	W, 41-14
12/15/13	@ Oak	S Eric Berry 47-yard INT return	W, 56-31
11/3/13	@ Buf	LB Tamba Hali 11-yard fumble return	W, 23-13
11/3/13	@ Buf	CB Sean Smith 100-yd INT return	W, 23-13
10/13/13	OAK	S Husain Abdullah 44-yd INT return	W, 24-7
9/19/13	@ Phi	S Eric Berry 38-yd INT return	W, 26-16
9/8/13	@ Jax	LB Tamba Hali 10-yd INT return	W, 28-2
9/23/12	@ NO	LB Justin Houston safety (Drew Brees)	W, 27-24OT
10/23/11	@ Oak	CB Brandon Flowers 58-yd INT return	W, 28-0
10/23/11	@ Oak	S Kendrick Lewis 59-yd INT return	W, 28-0
12/26/10	TEN	S Eric Berry 54-yd INT return	W, 34-14
10/24/10	JAX	LB Derrick Johnson 15-yd INT return	W, 42-20
9/19/10	@ Cle	CB Brandon Flowers 33-yd INT return	W, 16-14
1/3/10	@ Den	LB Derrick Johnson 60-yd INT return	W, 44-24
1/3/10	@ Den	LB Derrick Johnson 45-yd INT return	W, 44-24
10/18/09	@ Was	LB Tamba Hali safety (Todd Collins)	W, 14-6

CHIEFS DEFENSIVE /SPECIAL TEAMS NOTES



CHIEFS EXCEL WHEN SACKING THE QB

The Chiefs and Defensive Coordinator Bob Sutton have placed an emphasis on putting pressure on opposing quarterbacks. The Chiefs have recorded 6.0 or more team sacks 57 times in team history. In those 57 games, Kansas City has a 51-5-1 (.904) record and has outscored its opponents 1,672-685.

Record When Recording 6.0 or More Team Sacks

Date	Opponent	Sacks	Yds	Result
12/4/1960	Houston	7.0	54	W, 24-0
12/18/1960	Buffalo	6.0	37	W, 24-7
9/23/1962	@ Oakland	6.0	67	W, 26-16
12/8/1963	Denver	6.0	47	W, 52-21
12/14/1963	Boston	6.0	54	W, 35-3
11/8/1964	Oakland	7.0	65	W, 42-7
10/31/1965	Oakland	6.0	62	W, 14-7
10/8/1967	Miami	7.0	77	W, 41-0
9/28/1968	@ Miami	6.0	55	W, 48-3
11/10/1968	@ Cincinnati	6.0	35	W, 16-9
12/8/1968	@ San Diego	6.0	61	W, 40-3
12/14/1968	@ Denver	7.0	78	W, 30-7
10/26/1969	Cincinnati	6.0	23	W, 42-22
11/2/1969	@ Buffalo	9.0	93	W, 29-7
9/28/1970	@ Baltimore	7.0	73	W, 44-24
12/6/1970	Denver	6.0	45	W, 16-0
10/1/1972	@ Denver	8.0	63	W, 45-24
11/12/1973	Chicago	6.0	64	W, 19-7
12/2/1973	Cleveland	7.0	50	T, 20-20
9/23/1979	Oakland	7.0	55	W, 35-7
10/5/1980	@ Oakland	6.0	54	W, 31-17
11/13/1983	Cincinnati	7.0	49	W, 20-15
11/27/1983	@ Seattle	6.0	40	L, 48-51 (OT)
9/30/1984	Cleveland	11.0	78	W, 10-6
12/8/1985	Atlanta	7.0	53	W, 38-10
9/21/1986	Houston	7.0	42	W, 27-13
9/23/1990	@ Green Bay	6.0	35	W, 17-3
10/7/1990	@ Indianapolis	7.0	62	L, 19-23
11/11/1990	Seattle	9.0	70	L, 16-17
12/2/1990	@ New England	6.0	44	W, 37-7
10/7/1991	Buffalo	6.0	43	W, 33-6
11/17/1991	Denver	6.0	47	L, 20-24
10/11/1992	Philadelphia	6.0	39	W, 24-17
11/8/1992	San Diego	6.0	56	W, 16-14
12/27/1992	Denver	6.0	56	W, 42-20
10/3/1993	LA Raiders	6.0	46	W, 24-9
10/17/1994	@ Denver	6.0	30	W, 31-28
10/1/1995	@ Arizona	7.0	68	W, 24-3
9/15/1996	@ Seattle	7.0	18	W, 35-17
11/16/1997	Denver	6.0	38	W, 24-22
12/7/1997	Oakland	6.0	45	W, 30-0
12/14/1997	@ San Diego	7.0	34	W, 29-7
9/6/1998	Oakland	10.0	58	W, 28-8
12/26/1998	@ Oakland	6.0	44	W, 31-24
9/17/2000	San Diego	6.0	31	W, 42-10
11/26/2000	@ San Diego	6.0	28	L, 16-17
12/10/2000	Carolina	6.0	18	W, 15-14
12/8/2002	St. Louis	7.0	49	W, 49-10
12/4/2011	Chicago	7.0	45	W, 10-3
9/8/2013	@ Jacksonville	6.0	50	W, 28-2
9/19/2013	@ Philadelphia	6.0	34	W, 26-16
10/13/2013	Oakland	9.0	63	W, 24-7
12/8/2013	@ Washington	6.0	31	W, 45-10
10/26/2014	St. Louis	7.0	44	W, 34-7
12/28/14	San Diego	7.0	42	W, 19-7
11/1/15	Detroit	6.0	32	W, 45-10
1/3/16	Oakland	6.0	37	W, 23-17

KICK RETURN RECORD

The NFL record for highest kickoff return average in a single season was previously 29.4, set by the 1972 Chicago Bears. The Chiefs took over the top mark in NFL history in 2013 averaging 29.9 yards per return.

NFL RECORD BOOK - KICKOFF RETURN AVERAGE, SEASON

Rk.	Team	Avg.	Year
1.	Kansas City	29.9	2013
2.	Chicago	29.4	1972
3.	Pittsburgh	28.9	1952
4t.	Baltimore	28.3	2014
	Minnesota	28.3	2015

DAVIS' RETURN LONGEST IN TEAM HISTORY

Chiefs RB Knile Davis recorded a 108-yard kickoff return on Dec. 1 against the Broncos at Arrowhead Stadium in 2013. It was the longest play in Chiefs history and tied for the second-longest kickoff return in NFL history.

Rk.	Player	Type	Yards	Game
1.	Knile Davis	Kickoff Return	108 (TD)	vs. DEN (12/1/13)
2.	Noland Smith	Kickoff Return	106 (TD)	at DEN (12/17/67)
3.	Gary Barbaro	INT Return	102 (TD)	vs. SEA (12/11/77)
4.	Chris Martin	Fumble Return	101 (TD)	vs. MIA (10/31/91)
5t.	Tim Collier	INT Return	100 (TD)	at OAK (12/18/77)
	Sean Smith	INT Return	100 (TD)	at BUF (11/3/13)
	Dante Hall	Kickoff Return	100 (TD)	vs. PIT (9/14/03)

COLQUITT PINS OPPONENTS

Chiefs P Dustin Colquitt finished tied for first in the NFL for most punts inside the 20-yard line with 35 in 2013. Colquitt set a personal single-season career high, a team record and was one punt shy of tying an NFL record for most punts inside the 20 with 45 in 2012. In 2014, 30 of his 66 punts landed inside the 20. He had 37 in 2015. In 2016, he has landed nine inside the 20.

He is the Chiefs all-time leader in punts inside the 20 with 362, which is over three times as many as the next closest player in team history.

NFL RECORD BOOK: PUNTS INSIDE 20, SINGLE SEASON

Rank	Inside 20	Player	Year
1.	46	Dave Zastudil (ARI)	2012
2.	45	Dustin Colquitt (KC)	2012
3t.	42	Ben Graham (ARI)	2009

CHIEFS RECORD BOOK: PUNTS INSIDE 20, CAREER

Rank	Inside 20	Player	Years
1.	362	Dustin Colquitt	2005-16
2.	117	Louie Aguiar	1994-98
3.	62	Bryan Barker	1990-93
4.	58	Jim Arnold	1983-85
5.	54	Kelly Goodburn	1987-90



CHIEFS MISCELLANEOUS NOTES

OWNERSHIP OF 50+ YEARS

The Chiefs are one of only six current NFL franchises that have been owned by the same individual family for over 50 years.

<u>Ownership</u>	<u>Franchise</u>	<u>Years</u>
Halas Family	Chicago Bears	95
Bidwill Family	Arizona Cardinals	83
Rooney Family	Pittsburgh Steelers	83
Hunt Family	Kansas City Chiefs	57
Adams Family	Tennessee Titans	57
Ford Family	Detroit Lions	53



THE FIRST LADY OF FOOTBALL

Norma Hunt continues to play an integral part of the Chiefs in Kansas City. She owns the distinction of being the only woman known to have attended all 50 Super Bowls and was selected to preside over the coin toss at Super Bowl XLI along with Pro Football Hall of Fame quarterback Dan Marino. She is involved in numerous philanthropic and civic efforts in Kansas City and Texas. Her late husband, Lamar Hunt, was the guiding force behind the formation of the Kansas City Chiefs and the American Football League and was inducted into the Pro Football Hall of Fame in 1972. He, with the help of his family, coined the term "Super Bowl."

Hunt, along with her daughter-in-law Tavia Hunt (wife of current Chiefs Chairman & CEO Clark Hunt), participate in the NFL Women's Apparel advertising campaigns. The Hunts have been featured alongside other female NFL leaders such as Charlotte Jones Anderson (Dallas Cowboys Executive Vice President/Chief Brand Officer and NFL Foundation chair), Suzanne Johnson (wife of New York Jets owner Woody Johnson) and Tanya Snyder (wife of Washington Redskins owner Dan Snyder).



BY THE NUMBERS

2

Super Bowl appearances

4

AFL Championship appearances

8

Division championships

446

Franchise wins including Postseason

11

Pro Football Hall of Famers

46

Chiefs Hall of Famers

206

Number of Chiefs wins vs. AFC West opponents, the most of any other AFC West team in inter-division affairs

10

Retired Chiefs numbers

57

The club is in its 57th season of existence

82,893

Largest crowd (regular season)

142.2

Highest decibel level at Arrowhead Stadium

174

Games won by Head Coach Andy Reid

1,132

Number of tackles by Chiefs LB Derrick Johnson, a franchise high for career tackles

25,516,702

Total home attendance in franchise history dating back to 1960 when the club was in Dallas

45

Seasons at Arrowhead Stadium

CHIEFS ALL-TIME YEAR-BY-YEAR RESULTS

YEAR	PRESEASON	REG. SEASON	PLAYOFFS
1960	6-0	8-6	0-0
1961	4-1	6-8	0-0
1962	2-3	11-3	1-0
1963	3-2	5-7-2	0-0
1964	4-1	7-7	0-0
1965	3-2	7-5-2	0-0
1966	4-0	11-2-1	1-1 (S.B. loss)
1967	4-1	9-5	0-0
1968	4-1	12-2	0-1
1969	6-0	11-3	3-0 (S.B. win)
1970	4-3	7-5-2	0-0
1971	4-1-1	10-3-1	0-1
1972	5-2	8-6	0-0
1973	2-4	7-5-2	0-0
1974	3-3	5-9	0-0
1975	3-3	5-9	0-0
1976	2-4	5-9	0-0
1977	3-3	2-12	0-0
1978	2-2	4-12	0-0
1979	3-1	7-9	0-0
1980	3-1	8-8	0-0
1981	1-3	9-7	0-0
1982	2-1-1	3-6	0-0
1983	2-2	6-10	0-0
1984	1-3	8-8	0-0
1985	3-1	6-10	0-0
1986	2-2	10-6	0-1
1987	4-1	4-11	0-0
1988	2-1-1	4-11-1	0-0
1989	1-3	8-7-1	0-0
1990	1-3	11-5	0-1
1991	2-2	10-6	1-1
1992	1-3	10-6	0-1
1993	3-1	11-5	2-1
1994	2-3	9-7	0-1
1995	3-1	13-3	0-1
1996	3-1	9-7	0-0
1997	1-3	13-3	0-1
1998	2-3	7-9	0-0
1999	2-2	9-7	0-0
2000	0-4	7-9	0-0
2001	2-2	6-10	0-0
2002	3-1	8-8	0-0
2003	3-2	13-3	0-1
2004	1-3	7-9	0-0
2005	0-4	10-6	0-0
2006	2-2	9-7	0-1
2007	0-4	4-12	0-0
2008	2-2	2-14	0-0
2009	0-4	4-12	0-0
2010	1-3	10-6	0-1
2011	0-4	7-9	0-0
2012	1-3	2-14	0-0
2013	2-2	11-5	0-1
2014	1-3	9-7	0-0
2015	4-0	11-5	1-1
2016	2-2	2-2	0-0

PRO FOOTBALL HALL OF FAME EMMITT THOMAS

Pro Football Hall of Fame Cornerback Emmitt Thomas is in his seventh season as defensive backs coach with the Kansas City Chiefs. Thomas works alongside former NFL Cornerback Al Harris, who joined the Chiefs as a defensive assistant/secondary coach in 2013. Harris was promoted to Secondary/Cornerbacks Coach in 2016.

One of the best defenders in Chiefs history, Thomas finished his career with 58 interceptions – a Chiefs record – as well as five defensive touchdowns in 181 games, all with Kansas City. Thomas holds the Chiefs record for interception return yardage with 938 yards.

Thomas was a member of the Chiefs Super Bowl IV Championship squad and was elected to the Chiefs Hall of Fame in 1986 and the Pro Football Hall of Fame in 2008.



NFL IMPORTANT DATES

2016

October 18-19..... Fall League Meetings, Houston, Texas
November 1 All Trading Ends for 2016 at 3 p.m. CT
November 15 Signing Period Ends for Franchise Players

2017

January 1 Final Week of the NFL Regular Season
January 2 Option Exercise Period Begins for Fifth-Year Option
January 7-8 Wild Card Playoffs
January 14-15 Divisional Playoffs
January 21 East-West Shrine Game, St. Petersburg, Fla.
January 22 AFC and NFC Championship Games
January 28 Senior Bowl, Ladd-Peebles Stadium, Mobile, Ala.
January 29 NFL Pro Bowl, Orlando, Fla.
February 5 Super Bowl LI, NRG Stadium, Houston, Texas
February 15 First Day to Designate Franchise Player
Feb. 28-March 6 NFL Combine
March 1 Deadline to Designate Franchise Player
March 7-9 Free Agency Negotiating Period
March 9 2017 League Year Begins, Free Agency Opens
March 26-29 Annual League Meetings, Phoenix, Ariz.
April 17 Clubs with Returning Head Coaches Begin Offseason
April 27-29 NFL Draft (Philadelphia)

THIS IS OUR HOUSE



CHIEFS FANS SET WORLD RECORD



On Monday, Sept. 29, 2014, Kansas City defeated the New England Patriots 41-14, and Chiefs fans set a Guinness World Record for Loudest Crowd Roar at a Sports Stadium (Outdoors). Chiefs fans reached a peak decibel reading of 142.2 as Guinness World Records adjudicator Philip Robertson monitored the sound levels. The mark was set early in the contest while the club was on defense. The Arrowhead Stadium record passed the old record of 137.5 decibels and broke Seattle's record of 137.6.



TOP CROWDS AT ARROWHEAD

(Regular Season and Playoffs)

Date	Opponent	Attendance
Oct. 2, 2000	Seattle	82,893*
Nov. 5, 1972	Oakland	82,094
Sept. 11, 1994	San Francisco	79,907
Sept. 17, 1972	Miami	79,829
Nov. 23, 2006	Denver	79,484
Sept. 22, 1996	Denver	79,439
Oct. 26, 1998	Pittsburgh	79,431
Oct. 9, 1995	San Diego	79,288
Sept. 8, 1996	Oakland	79,281
Nov. 10, 1996	Green Bay	79,281
Oct. 7, 1996	Pittsburgh	79,189
Jan. 11, 2004	Indianapolis	79,159

THE ARROWHEAD ADVANTAGE

"The fans, they're phenomenal. 142.2 decibels, I never thought I would be fired up (for) decibel levels but I'm fired up for them. My ears are still ringing, I mean it was loud, loud down there. Like incredibly loud."

- Chiefs Head Coach Andy Reid

"I think these fans are special fans and they proved it tonight again. They're the best in the country. This doesn't happen anywhere else like this and I think they're feeding off, the whole town is feeding off it a little bit."

- QB Alex Smith

"It's a great feeling (playing at Arrowhead). On 3rd-and-long when you hear the crowd and you see the opposing quarterback yelling, trying to change the play and struggling to communicate with the offensive linemen. That's a great feeling because you know your percentage of getting a sack just went up. I love playing in front of our fans."

- LB Justin Houston



CHIEFS ROOKIE CLUB - PLAY 60



The Kansas City Chiefs Rookie Club hit the field on Tuesday, September 27, but this time they faced a friendlier set of opponents.

Members of the Chiefs Community Caring Team, including Chiefs rookies, Chiefs Cheerleaders and KC Wolf, got active with over 80 YMCA Challenger children and young adults to emphasize the importance of staying fit and leading a healthy lifestyle.

As part of the PLAY 60 initiative, participants took part in several football-themed activity stations, learning drills and building teamwork.

Raegan Schurr, the adaptive program director for the YMCA of Greater Kansas City, says that initiatives such as the Challenger Program not only give kids of all abilities the opportunity to play sports and be active but also allow them to be part of a team, learn new skills and most of all, make friends.

"We love when the Chiefs players come. Seeing them be active once a week on Sundays or Thursday nights—these kids do the same thing," Schurr said. "They get to see them in real life, and make things obtainable like the exercise, and the growth and the muscles, and the coordination that they do. That gives them some goals that they can work for, as well as just getting out and playing and doing their best each time."

"It means a lot," rookie cornerback D.J. White said. "I know when I was a kid, it meant a lot to go to Falcons games and interact with those guys. So I try to make the most of it."

The Chiefs have made a strong push for the NFL's PLAY 60 message and the inclusion of all children in the PLAY 60 program. Like the Chiefs, the YMCA holds the belief that all children need to know the importance of staying fit and leading a healthy lifestyle.



CWO & HABITAT FOR HUMANITY

The Kansas City Chiefs Women's Organization teamed with Habitat for Humanity, a nonprofit, ecumenical Christian ministry that helps build, renovate and repair homes to increase access to affordable housing around the world, to build a home on Friday, Sept. 30.

According to Habitat for Humanity, nearly two billion people around the world live in slum housing and more than 100 million are homeless. Habitat for Humanity helps by building and renovating simple houses in partnership with those in need. To help decrease those numbers in our community, the organization has provided over 310 homes in the pursuit of neighborhood revitalization within the greater Kansas City area.

Equipped with hard hats and power tools, over 35 members of the CWO framed and based walls Friday at the site for a future homeowner in the Vineyard community of Kansas City.

Lindsay Hicks, the development and outreach director of Habitat for Humanity of Kansas City, takes a strategic approach in acquiring homes and properties for renovation with goals of community revitalization.

"The ratio of home owners to renters in this part of town is 30-70, 30 percent being home owners. So what Habitat for Humanity is trying to do is do a total neighborhood revitalization effort and flip that ratio so at least 70 percent are home owners and 30 percent are renters."

Last year, CWO members assisted in the development of two homes adjacent from the work site, and they have plans to assist in the complete neighborhood transition of multiple homes within the Vineyard community.

Toni Munoz-Hunt, the wife of Daniel Hunt, believes this partnership with Habitat for Humanity helps strengthen their mission of creating goodwill throughout the Kansas City Community through their active volunteer participation and efforts.

"[We're here] to help families accomplish the American Dream, and that's home ownership," Hunt said. "To be out here and help them build their houses is such a rewarding thing. To actually be out here and see the houses that went up last year and to see families living in them is the coolest thing ever."

"Being a woman myself, it's empowering to see a group of 35 women spend their Friday afternoon building a home for a family that's extremely well deserving," Hunt said. "Kansas City is our home, and to be able to come out and support the community through different efforts, I think is important and really makes the CWO well rounded. It really strengthens our bond as women and as fellow members of the CWO."



2016 STANDINGS

AFC East												
Team	W	L	T	PCT	PF	PA	Home	Road	AFC	NFC	DIV	Streak
New England	4	1	0	.800	114	74	2-1	2-0	3-1	1-0	1-1	Won 1
Buffalo	3	2	0	.600	117	87	1-1	2-1	1-2	2-0	1-1	Won 3
New York Jets	1	4	0	.200	92	136	0-2	1-2	1-3	0-1	1-0	Lost 3
Miami	1	4	0	.200	88	119	1-1	0-3	1-3	0-1	0-1	Lost 2

AFC North												
Team	W	L	T	PCT	PF	PA	Home	Road	AFC	NFC	DIV	Streak
Pittsburgh	4	1	0	.800	139	93	3-0	1-1	3-0	1-1	1-0	Won 2
Baltimore	3	2	0	.600	94	88	1-2	2-0	3-1	0-1	1-0	Lost 2
Cincinnati	2	3	0	.400	92	110	1-1	1-2	2-2	0-1	0-1	Lost 1
Cleveland	0	5	0	.000	87	148	0-2	0-3	0-3	0-2	0-1	Lost 5

AFC South												
Team	W	L	T	PCT	PF	PA	Home	Road	AFC	NFC	DIV	Streak
Houston	3	2	0	.600	82	104	3-0	0-2	2-1	1-1	1-0	Lost 1
Tennessee	2	3	0	.400	92	101	0-2	2-1	1-2	1-1	0-1	Won 1
Indianapolis	2	3	0	.400	137	148	2-1	0-2	1-2	1-1	0-1	Won 1
Jacksonville	1	3	0	.250	84	111	1-2	0-1	1-2	0-1	1-0	Won 1

AFC West												
Team	W	L	T	PCT	PF	PA	Home	Road	AFC	NFC	DIV	Streak
Oakland	4	1	0	.800	142	137	1-1	3-0	3-0	1-1	1-0	Won 3
Denver	4	1	0	.800	127	87	2-1	2-0	2-0	2-1	0-0	Lost 1
Kansas City	2	2	0	.500	83	92	2-0	0-2	2-2	0-0	1-0	Lost 1
San Diego	1	4	0	.200	152	142	1-1	0-3	1-3	0-1	0-2	Lost 3

NFC East												
Team	W	L	T	PCT	PF	PA	Home	Road	NFC	AFC	DIV	Streak
Dallas	4	1	0	.800	129	91	2-1	2-0	3-1	1-0	1-1	Won 4
Philadelphia	3	1	0	.750	115	51	2-0	1-1	1-1	2-0	0-0	Lost 1
Washington	3	2	0	.600	115	122	1-2	2-0	1-1	2-1	1-1	Won 3
New York Giants	2	3	0	.400	89	108	1-1	1-2	2-3	0-0	1-1	Lost 3

NFC North												
Team	W	L	T	PCT	PF	PA	Home	Road	NFC	AFC	DIV	Streak
Minnesota	5	0	0	1.000	119	63	3-0	2-0	3-0	2-0	1-0	Won 5
Green Bay	3	1	0	.750	98	83	2-0	1-1	2-1	1-0	1-1	Won 2
Detroit	2	3	0	.400	119	125	1-1	1-2	1-2	1-1	0-2	Won 1
Chicago	1	4	0	.200	85	126	1-1	0-3	1-2	0-2	1-0	Lost 1

NFC South												
Team	W	L	T	PCT	PF	PA	Home	Road	NFC	AFC	DIV	Streak
Atlanta	4	1	0	.800	175	140	1-1	3-0	2-1	2-0	2-1	Won 4
Tampa Bay	2	3	0	.400	94	142	0-2	2-1	2-2	0-1	2-0	Won 1
Carolina	1	4	0	.200	123	135	1-2	0-2	1-3	0-1	0-2	Lost 3
New Orleans	1	3	0	.250	114	130	0-2	1-1	0-2	1-1	0-1	Won 1

NFC West												
Team	W	L	T	PCT	PF	PA	Home	Road	NFC	AFC	DIV	Streak
Seattle	3	1	0	.750	79	54	2-0	1-1	1-1	2-0	1-1	Won 2
Los Angeles	3	2	0	.600	82	106	1-1	2-1	3-1	0-1	2-1	Lost 1
Arizona	2	3	0	.400	125	101	1-2	1-1	2-1	0-2	1-1	Won 1
San Francisco	1	4	0	.200	111	140	1-2	0-2	1-4	0-0	1-2	Lost 4



CHIEFS

CUMULATIVE STATS & GAME SUMMARIES

THIS IS CHIEFS KINGDOM

WON 2, LOST 2				* RUSHING				No.		Yds	Avg		Long	TD	
09/11	W	33-27	OT	San Diego	73,238	Ware	54	284	5.3	46	1				
09/18	L	12-19		at Houston	71,890	West	12	63	5.3	28	0				
09/25	W	24- 3		New York Jets	71,587	A. Smith	10	16	1.6	7	1				
10/02	L	14-43		at Pittsburgh	61,278	Charles	2	7	3.5	6	0				
10/16				at Oakland		Maclin	1	-1	-1.0	-1	0				
10/23				New Orleans		Davis	1	-2	-2.0	-2	0				
10/30				at Indianapolis		Hill	3	-6	-2.0	-1	0				
11/06				Jacksonville		TEAM	83	361	4.3	46	2				
11/13				at Carolina		OPPONENTS	114	518	4.5	44	3				
11/20				Tampa Bay		* RECEIVING	No.	Yds	Avg		Long	TD			
11/27				at Denver		Kelce	22	220	10.0	42	2				
12/04				at Atlanta		Maclin	20	244	12.2	22					
12/08				Oakland		Conley	15	172	11.5	20	0				
12/18				Tennessee		Ware	11	199	18.1	45	0				
12/25				Denver		Hill	11	67	6.1	13	2				
01/01				at San Diego		A. Wilson	10	64	6.4	17	0				
				K.C.	Opp.	West	10	34	3.4	7	0				
TOTAL FIRST DOWNS				80	75	D. Harris	5	46	9.2	13	0				
Rushing				16	22	Davis	2	14	7.0	11	0				
Passing				60	46	Travis	2	10	5.0	6	0				
Penalty				4	7	Sherman	1	3	3.0	3	0				
3rd Down: Made/Att				23/60	24/55	TEAM	109	1073	9.8	45	5				
3rd Down Pct.				38.3	43.6	OPPONENTS	86	999	11.6	53	7				
4th Down: Made/Att				4/6	2/3	* INTERCEPTIONS	No.	Yds	Avg		Long	TD			
4th Down Pct.				66.7	66.7	Peters	4	47	11.8	28	0				
POSSESSION AVG.				29:19	30:41	Johnson	1	55	55.0	55t	1				
TOTAL NET YARDS				1354	1480	Berry	1	0	0.0	0	0				
Avg. Per Game				338.5	370.0	Sorensen	1	0	0.0	0	0				
Total Plays				264	259	White	1	0	0.0	0	0				
Avg. Per Play				5.1	5.7	TEAM	8	102	12.8	55t	1				
NET YARDS RUSHING				361	518	OPPONENTS	2	20	10.0	20	0				
Avg. Per Game				90.3	129.5	* PUNTING	No.	Yds	Avg		Net	TB	In	Lg	B
Total Rushes				83	114	Colquitt	21	911	43.4	39.8	2	9	58	0	
NET YARDS PASSING				993	962	TEAM	21	911	43.4	39.8	2	9	58	0	
Avg. Per Game				248.3	240.5	OPPONENTS	17	724	42.6	33.9	0	3	62	0	
Sacked/Yards Lost				13/80	5/37	* PUNT RETURNS	Ret	FC	Yds	Avg		Long	TD		
Gross Yards				1073	999	Hill	11	0	147	13.4	32	0			
Att./Completions				168/109	140/86	Alexander	1	0	0	0.0	0	0			
Completion Pct.				64.9	61.4	TEAM	12	0	147	12.3	32	0			
Had Intercepted				2	8	OPPONENTS	8	6	36	4.5	12	0			
PUNTS/AVERAGE				21/43.4	17/42.6	* KICKOFF RETURNS	No.	Yds	Avg		Long	TD			
NET PUNTING AVG.				21/39.8	17/33.9	Hill	7	158	22.6	33	0				
PENALTIES/YARDS				27/222	22/157	Davis	6	126	21.0	30	0				
FUMBLES/BALL LOST				7/5	4/2	TEAM	13	284	21.8	33	0				
TOUCHDOWNS				9	10	OPPONENTS	8	218	27.3	54	0				
Rushing				2	3	* FIELD GOALS	1-19	20-29	30-39	40-49	50+				
Passing				5											

WON 4, LOST 1				* RUSHING				No.		Yds	Avg		Long	TD	
09/11	W	35-34	at New Orleans	73,028	Richard	25	175	7.0	75t	1					
09/18	L	28-35	Atlanta	54,081	Murray	40	172	4.3	22t	3					
09/25	W	17-10	at Tennessee	62,370	Washington	32	170	5.3	30	0					
10/02	W	28-27	at Baltimore	71,152	Carr	10	36	3.6	11	0					
10/09	W	34-31	San Diego	54,275	Olawale	10	35	3.5	17	2					
10/16			Kansas City		Holton	2	16	8.0	14	0					
10/23			at Jacksonville		Jones	1	-8	-8.0	-8	0					
10/30			at Tampa Bay		TEAM	120	596	5.0	75t	6					
11/06			Denver		OPPONENTS	125	610	4.9	36	4					
11/21			Houston		* RECEIVING	No.	Yds	Avg		Long	TD				
11/27			Carolina		Crabtree	29	355	12.2	31	5					
12/04			Buffalo		Cooper	26	456	17.5	64t	1					
12/08			at Kansas City		Walford	13	125	9.6	31t	1					
12/18			at San Diego		Roberts	12	105	8.8	19t	3					
12/24			Indianapolis		Richard	11	105	9.5	22	0					
01/01			at Denver		Washington	11	66	6.0	10	0					
			Oak.	Opp.	Murray	10	63	6.3	13	0					
TOTAL FIRST DOWNS				103	115	L. Smith	6	29	4.8	12	0				
Rushing				27	35	A. Holmes	4	27	6.8	8	1				
Passing				67	71	Olawale	3	30	10.0	15	0				
Penalty				9	9	Jones	2	17	8.5	16	0				
3rd Down: Made/Att				22/62	18/58	Holton	1	4	4.0	4	0				
3rd Down Pct.				35.5	31.0	Rivera	1	1	1.0	1	0				
4th Down: Made/Att				2/3	2/5	TEAM	129	1383	10.7	64t	11				
4th Down Pct.				66.7	40.0	OPPONENTS	124	1690	13.6	98t	12				
POSSESSION AVG.				30:45	29:15	* INTERCEPTIONS	No.	Yds	Avg		Long	TD			
TOTAL NET YARDS				1958	2263	S. Smith	2	27	13.5	27	0				
Avg. Per Game				391.6	452.6	Joseph	1	21	21.0	21	0				
Total Plays				318	323	Nelson	1	12	12.0	12	0				
Avg. Per Play				6.2	7.0	Amerson	1	0	0.0	0	0				
NET YARDS RUSHING				596	610	TEAM	5	60	12.0	27	0				
Avg. Per Game				119.2	122.0	OPPONENTS	2	5	2.5	5	0				
Total Rushes				120	125	* PUNTING	No.	Yds	Avg		Net	TB	In	Lg	B
NET YARDS PASSING				1362	1653	King	26	1289	49.6	41.5	3	11	72	0	
Avg. Per Game				272.4	330.6	TEAM	26	1289	49.6	41.5	3	11	72	0	
Sacked/Yards Lost				5/21	7/37	OPPONENTS	19	896	47.2	37.5	2	6	62	0	
Gross Yards				1383	1690	* PUNT RETURNS	Ret	FC	Yds		Avg		Long	TD	
Att./Completions				193/129	191/124	Richard	8	1	116	14.5	47	0			
Completion Pct.				66.8	64.9	Carrie	2	3	28	14.0	18	0			
Had Intercepted				2	5	TEAM	10	4	144	14.4	47	0			
PUNTS/AVERAGE				26/49.6	19/47.2	OPPONENTS	10	4	151	15.1	73	0			
NET PUNTING AVG.				26/41.5	19/37.5	* KICKOFF RETURNS	No.	Yds	Avg		Long	TD			
PENALTIES/YARDS				49/386	36/338	Jones	6	86	14.3	21	0				
FUMBLES/BALL LOST				3/1	12/5	Richard	4	90	22.5	26	0				
TOUCHDOWNS				17	16	TEAM	10	176	17.6	26	0				
Rushing				6	4	OPPONENTS	14	295	21.1	60	0				
Passing				11	12	* FIELD GOALS	1-19	20-							

DEFENSIVE STATS

2016 REGULAR SEASON KANSAS CITY CHIEFS DEFENSIVE STATS (Through Week 4)

POS.	PLAYER	SOLO	ASST.	TOTAL	TFL	SACKS/YDS.	PR	FR	FF	INT/YDS.	PD
ILB	Johnson, Derrick	25	6	31	2	1.0/8	1	0	0	1/55	2
LB	March-Lillard, Justin	15	7	22	1	0.0/0	0	0	0	0/0	1
OLB	Zombo, Frank	15	5	20	1	0.0/0	0	0	1	0/0	1
SS	Berry, Eric	14	3	17	0	0.0/0	0	0	0	1/0	3
DB	Gaines, Phillip	16	0	16	0	0.0/0	0	0	1	0/0	1
DB	Peters, Marcus	9	6	15	0	0.0/0	0	0	0	4/47	8
DE	Ford, Dee	9	5	14	1	1.5/13	3	0	0	0/0	1
DT	Howard, Jaye	10	4	14	1	1.0/8	3	0	0	0/0	0
DB	Nelson, Steven	14	0	14	1	0.0/0	0	0	0	0/0	3
DB	Parker, Ron	10	4	14	1	0.0/0	0	0	0	0/0	4
OLB	Hali, Tamba	9	2	11	1	1.0/6	2	0	0	0/0	0
DB	Sorensen, Daniel	8	1	9	1	0.0/0	1	0	0	1/0	2
DT	Poe, Dontari	3	4	7	0	0.5/3	5	0	0	0/0	0
DE	Bailey, Allen	4	2	6	1	0.0/0	0	0	0	0/0	0
DL	Jones, Chris	0	5	5	0	0.0/0	0	0	0	0/0	0
DE	Williams, Nicholas	4	1	5	0	0.0/0	0	0	0	0/0	0
DB	White, D.J.	2	0	2	0	0.0/0	0	0	0	1/0	1
LB	Moses, Dezman	0	1	1	0	0.0/0	0	0	0	0/0	0
TOTALS		167	56	223	11	5.0/37	15	0	2	8/102	27

2016 REGULAR SEASON CHIEFS SPECIAL TEAMS STATS

POS.	PLAYER	TKIS.	ASST.	TOTAL
WR	Hill, Tyreek	2	2	4
LB	Alexander, D.J.	2	1	3
DB	Murray, Eric	3	0	3
TE	Harris, Demetrius	2	0	2
TE	O'Shaughnessy, James	1	1	2
LB	Moses, Dezman	1	0	1
DB	Nelson, Steven	1	0	1
WR	Robinson, Demarcus	1	0	1
FB	Sherman, Anthony	1	0	1
DB	Sorensen, Daniel	1	0	1
TOTALS		15	4	19

Regular season defensive and special teams statistics are based on press box statistics.

DEFENSIVE SCORES

INT (1) (3:44) (No Huddle, Shotgun) R.Fitzpatrick pass short right intended for M.Forte INTERCEPTED by D.Johnson at KC 45. D.Johnson for 55 yards.**vs.NYJ (09/25/16)**

FR (0)

Safety (0)

SPECIAL TEAMS BIG PLAYS

INT (0)

FR (1) C.Santos kicks 61 yards from KC 35 to NYJ 4. J.Marshall to NYJ 23 for 19 yards (A.Sherman). FUMBLES (A.Sherman), RECOVERED by KC-D.Harris at NYJ 27. D.Harris for 27 yards.**vs.NYJ (09/25/16)**

GAME SUMMARIES



GAME 1

Chiefs 33, Chargers 27

September 11, 2016 • Arrowhead Stadium • 73,238



San Diego Chargers 7 14 3 3 0 — 27

Kansas City Chiefs 3 0 7 17 6 — 33

KC — C.Santos 47 yd. Field Goal (7-46, 3:09)
SD — M.Gordon 1 yd. run (J.Lambo kick) (6-75, 3:24)
SD — M.Gordon 6 yd. run (J.Lambo kick) (13-80, 6:51)
SD — D.Woodhead 4 yd. pass from P.Rivers (J.Lambo kick) (6-38, 3:32)
SD — J.Lambo 29 yd. Field Goal (9-34, 4:00)
KC — T.Hill 9 yd. pass from A.Smith (C.Santos kick) (7-75, 3:15)
SD — J.Lambo 28 yd. Field Goal (9-65, 4:23)
KC — J.Maclin 19 yd. pass from A.Smith (C.Santos kick) (7-56, 2:02)
KC — C.Santos 33 yd. Field Goal (12-62, 3:40)
KC — S.Ware 5 yd. run (C.Santos kick) (4-42, 0:46)
KC — A.Smith 2 yd. run (10-70, 5:07) (10-70, 5:07)

Team Statistics	Chargers	Chiefs
First Downs	25	26
Total Net Yards	388	413
Rushes/Net Yards	32/155	19/83
Net Passing	233	330
Pass Attempts/Completions	36/25	48/34
Had Intercepted	0	1
Sacked/Yards Lost	1/10	3/33
Punts/Average	5/35.6	5/39.4
Penalties/Yards	5/30	6/46
Fumbles/Lost	0/0	0/0
Possession Time	34:01	31:06

RUSHING

KC — S. Ware 11-70, TD; A. Smith 4-15, TD; C. West 3-(-1); J. Maclin 1-(-1)
SD — D. Woodhead 16-89; M. Gordon 14-57, 2 TDs; P. Rivers 2-9

RECEIVING

KC — S. Ware 7-129; T. Kelce 6-74; J. Maclin 5-63, TD; C. Conley 4-43; C. West 6-24; D. Harris 2-20; T. Hill 1-9, TD; A. Wilson 3-1
SD — T. Williams 2-71; K. Allen 6-63; T. Benjamin 7-32; D. Woodhead 5-31, TD; A. Gates 3-20; H. Henry 1-20; D. Inman 1-6

PASSING

KC — A. Smith 48-34-363, 2 TDs, 1 INT
SD — P. Rivers 36-25-243, TD, 0 INT

INTERCEPTIONS

KC — None
SD — J. Verrett 1

SACKS

KC — D. Ford 1.0
SD — J. Attaochu 1.0; B. Mebane 1.0; C. Reid 1.0

FIELD GOALS

KC — C. Santos(47) (33)
SD — J. Lambo(29) (28) 54WR



GAME 2

Texans 19, Chiefs 12

September 18, 2016 • NRG Stadium • 71,890



Kansas City Chiefs 0 3 0 9 — 12

Houston Texans 7 6 0 6 — 19

HOU — D.Hopkins 27 yd. pass from B.Osweiler (N.Novak kick) (1-27, 0:07)
KC — C.Santos 54 yd. Field Goal (4--2, 1:17)
HOU — N.Novak 32 yd. Field Goal (14-69, 6:43)
HOU — N.Novak 24 yd. Field Goal (4-8, 0:19)
KC — C.Santos 43 yd. Field Goal (5-26, 2:50)
HOU — N.Novak 31 yd. Field Goal (11-47, 5:22)
KC — C.Santos 35 yd. Field Goal (8-52, 2:00)
HOU — N.Novak 43 yd. Field Goal (11-49, 4:38)
KC — C.Santos 30 yd. Field Goal (10-76, 2:07)

Team Statistics	Chiefs	Texans
First Downs	14	15
Total Net Yards	291	351
Rushes/Net Yards	19/119	34/97
Net Passing	172	254
Pass Attempts/Completions	37/20	33/19
Had Intercepted	0	2
Sacked/Yards Lost	4/14	2/14
Punts/Average	6/47.5	5/49.8
Penalties/Yards	9/77	5/44
Fumbles/Lost	3/3	0/0
Possession Time	26:01	33:59

RUSHING

KC — C. West 6-61; S. Ware 10-57; A. Smith 2-2; T. Hill 1-(-1)
HOU — L. Miller 25-83; A. Blue 5-11; J. Grimes 1-8; B. Miller 1-(-2); B. Osweiler 2-(-3)

RECEIVING

KC — J. Maclin 6-68; S. Ware 2-48; T. Kelce 5-34; C. Conley 2-15; A. Wilson 2-11; T. Hill 2-8; C. West 1-2
HOU — D. Hopkins 7-113, TD; W. Fuller 4-104; S. Anderson 2-15; L. Miller 2-14; J. Grimes 1-13; R. Griffin 1-5; B. Miller 1-3; C. Fiedorowicz 1-1

PASSING

KC — A. Smith 37-20-186, 0 TDs, 0 INT
HOU — B. Osweiler 33-19-268, TD, 2 INT

INTERCEPTIONS

KC — M. Peters 2
HOU — None

SACKS

KC — T. Hali 1.0; D. Johnson 1.0
HOU — J. Simon 1.5; J. Watt 1.5; B. McKinney 1.0

FIELD GOALS

KC — C. Santos(43) (35) (30) (54)
HOU — N. Novak(32) (24) (31) (43) 57SH



GAME 3 Chiefs 24, Jets 3

September 25, 2016 • Arrowhead Stadium • 71,587



New York Jets 0 3 0 0 — 3

Kansas City Chiefs 7 10 0 7 — 24

KC — T.Kelce 12 yd. pass from A.Smith (C.Santos kick) (4-35, 2:11)

KC — C.Santos 27 yd. Field Goal (14-44, 6:59)

KC — D.Harris 27 yd. fumble return (C.Santos kick)

NYJ — N.Folk 28 yd. Field Goal (9-46, 3:56)

KC — D.Johnson 55 yd. interception return (C.Santos kick)

Team Statistics	Jets	Chiefs
First Downs	17	18
Total Net Yards	305	293
Rushes/Net Yards	22/117	27/72
Net Passing	188	221
Pass Attempts/Completions	44/20	33/25
Had Intercepted	6	0
Sacked/Yards Lost	0/0	2/16
Punts/Average	2/43.0	4/43.0
Penalties/Yards	3/15	5/59
Fumbles/Lost	3/2	1/1
Possession Time	27:55	32:05

RUSHING

KC — S. Ware 20-75; C. West 3-3; A. Smith 3-(-3); T. Hill 1-(-3)

NYJ — M. Forte 15-65; B. Powell 4-30; R. Fitzpatrick 3-22

RECEIVING

KC — T. Kelce 6-89, TD; C. Conley 3-44; J. Maclin 4-35; T. Hill 3-26; D. Harris 2-14; R. Travis 2-10; C. West 3-8; S. Ware 1-8; A. Sherman 1-3

NYJ — B. Powell 6-41; Q. Enunwa 4-37; R. Anderson 2-34; E. Decker 1-31; B. Marshall 3-27; J. Marshall 2-19; M. Forte 2-(-1)

PASSING

KC — A. Smith 33-25-237, TD, 0 INT

NYJ — R. Fitzpatrick 44-20-188, 0 TDs, 6 INT

INTERCEPTIONS

KC — M. Peters 2; E. Berry 1; D. Johnson 1; D. Sorensen 1; D. White 1

NYJ — None

SACKS

KC — None

NYJ — D. Lee 0.5; L. Mauldin 0.5; S. Richardson 0.5; L. Williams 0.5

FIELD GOALS

KC — C. Santos(27)

NYJ — N. Folk(28)



GAME 4 Steelers 43, Chiefs 14

October 3, 2016 • Heinz Field • 61,278



Kansas City Chiefs 0 0 0 14 — 14

Pittsburgh Steelers 22 7 7 7 — 43

PIT — D.Heyward-Bey 31 yd. pass from B.Roethlisberger (B.Roethlisberger-M.Wheaton pass) (3-32, 1:23)

PIT — A.Brown 4 yd. pass from B.Roethlisberger (C.Boswell kick) (1-4, 0:04)

PIT — A.Brown 38 yd. pass from B.Roethlisberger (C.Boswell kick) (2-40, 0:47)

PIT — J.James 9 yd. pass from B.Roethlisberger (C.Boswell kick) (10-80, 3:44)

PIT — M.Wheaton 30 yd. pass from B.Roethlisberger (C.Boswell kick) (6-75, 3:41)

KC — T.Hill 9 yd. pass from A.Smith (C.Santos kick) (7-47, 2:17)

PIT — D.Williams 2 yd. run (C.Boswell kick) (8-75, 3:49)

KC — T.Kelce 3 yd. pass from A.Smith (C.Santos kick) (7-62, 3:41)

Team Statistics	Chiefs	Steelers
First Downs	22	18
Total Net Yards	357	436
Rushes/Net Yards	18/87	26/149
Net Passing	270	287
Pass Attempts/Completions	50/30	27/22
Had Intercepted	1	0
Sacked/Yards Lost	4/17	2/13
Punts/Average	6/42.8	5/42.2
Penalties/Yards	7/40	9/68
Fumbles/Lost	3/1	1/0
Possession Time	30:36	29:24

RUSHING

KC — S. Ware 13-82; J. Charles 2-7; A. Smith 1-2; K. Davis 1-(-2); T. Hill 1-(-2)

PIT — L. Bell 18-144; D. Williams 4-7, TD; L. Jones 2-(-0); S. Coates 1-(-1); B. Roethlisberger 1-(-1)

RECEIVING

KC — J. Maclin 5-78; C. Conley 6-70; A. Wilson 5-52; T. Hill 5-24, TD; T. Kelce 5-23, TD; K. Davis 2-14; S. Ware 1-14; D. Harris 1-12

PIT — S. Coates 6-79; A. Brown 4-64, 2 TDs; L. Bell 5-34; D. Heyward-Bey 1-31, TD; M. Wheaton 1-30, TD; D. Johnson 1-26; X. Grimble 1-19; J. James 2-15, TD; D. Williams 1-2

PASSING

KC — A. Smith 50-30-287, 2 TDs, 1 INT

PIT — B. Roethlisberger 27-22-300, 5 TDs, 0 INT

INTERCEPTIONS

KC — None

PIT — J. Jones 1

SACKS

KC — J. Howard 1.0; D. Ford 0.5; D. Poe 0.5

PIT — C. Heyward 3.0; V. Williams 1.0

FIELD GOALS

KC — C. Santos49RU

PIT — None



CHIEFS

ROSTER, DEPTH & TRANSACTIONS

THIS IS CHIEFS KINGDOM

2016 KANSAS CITY CHIEFS ALPHABETICAL ROSTER

(As of October 11, 2016)

NO.	NAME	POS.	HT.	WT.	AGE	EXP.	COLLEGE	HOW ACQ.	HOMETOWN
27	Acker, Kenneth	CB	6-0	195	24	3	SMU	T(SF)-16	Portland, Ore.
57	Alexander, D.J.	LB	6-2	233	25	2	Oregon State	D5a-15	Palm Desert, Calif.
97	Bailey, Allen	DL	6-3	288	27	6	Miami (Fla.)	D3b-11	Sapelo Island, Ga.
94	Barrington, Sam	LB	6-1	240	26	4	South Florida	W (GB)-16	Jacksonville, Fla.
29	Berry, Eric	S	6-0	212	27	7	Tennessee	D1-10	Fairburn, Ga.
9	Bray, Tyler	QB	6-6	215	24	4	Tennessee	CFA-13	Kingsburg, Calif.
25	Charles, Jamaal	RB	5-11	199	29	9	Texas	D3a-08	Port Arthur, Texas
2	Colquitt, Dustin	P	6-3	210	34	12	Tennessee	D3-05	Knoxville, Tenn.
17	Conley, Chris	WR	6-3	205	23	2	Georgia	D3a-15	Dallas, Ga.
34	Davis, Knile	RB	5-10	227	25	4	Arkansas	D3b-13	Missouri City, Texas
65	Devey, Jordan	G	6-6	320	28	3	Memphis	FA-16	American Fork, Utah
76	Duvernay-Tardif, Laurent	G	6-5	321	25	3	McGill	D6b-14	Montreal, Quebec
79	Ehinger, Parker	OL	6-6	310	23	R	Cincinnati	D4a-16	Rockford, Mich.
72	Fisher, Eric	T	6-7	315	25	4	Central Michigan	D1-13	Rochester, Mich.
4	Foles, Nick	QB	6-6	243	27	5	Arizona	FA-16	Austin, Texas
55	Ford, Dee	LB	6-2	252	25	3	Auburn	D1-14	Odenville, Ala.
73	Fulton, Zach	OL	6-5	316	25	3	Tennessee	D6a-14	Homewood, Ill.
23	Gaines, Phillip	CB	6-0	193	25	3	Rice	D3-14	Converse, Texas
91	Hali, Tamba	LB	6-3	275	32	11	Penn State	UFA-16	Teaneck, N.J.
84	Harris, Demetrius	TE	6-7	230	25	3	UW-Milwaukee	FA-14	Little Rock, Ark.
10	Hill, Tyreek	WR	5-10	185	22	R	West Alabama	D5b-16	Pearson, Ga.
96	Howard, Jaye	DL	6-3	301	27	5	Florida	UFA-16	Apopka, Fla.
56	Johnson, Derrick	LB	6-3	242	33	12	Texas	UFA-16	Waco, Texas
95	Jones, Chris	DL	6-6	310	22	R	Mississippi State	D2-16	Houston, Miss.
87	Kelce, Travis	TE	6-5	260	27	4	Cincinnati	D3a-13	Cleveland Heights, Ohio
19	Maclin, Jeremy	WR	6-0	198	28	8	Missouri	UFA-15	Kirkwood, Mo.
59	March-Lillard, Justin	LB	6-0	222	23	2	Akron	CFA-15	Danville, Ill.
54	Moore, Sio	LB	6-1	245	26	4	Connecticut	FA-16	West Haven, Conn.
61	Morse, Mitch	C	6-6	305	24	2	Missouri	D2-15	Austin, Texas
21	Murray, Eric	DB	5-11	199	22	R	Minnesota	D4b-16	Milwaukee, Wis.
20	Nelson, Steven	CB	5-11	194	22	2	Oregon State	D3b-15	Warner Robins, Ga.
52	Nicolas, Dadi	LB	6-3	235	24	R	Virginia Tech	D6b-16	Port-au-Prince, Haiti
80	O'Shaughnessy, James	TE	6-4	245	24	2	Illinois State	D5b-15	Naperville, Ill.
38	Parker, Ron	DB	6-0	206	29	6	Newberry	UFA-15	St. Helena Island, S.C.
22	Peters, Marcus	CB	6-0	197	23	2	Washington	D1-15	Oakland, Calif.
92	Poe, Dontari	DT	6-3	346	26	5	Memphis	D1-12	Memphis, Tenn.
75	Reid, Jah	T	6-7	325	28	6	UCF	FA-15	Haines City, Fla.
14	Robinson, Demarcus	WR	6-1	203	22	R	Florida	D4c-16	Fort Valley, Ga.
5	Santos, Cairo	K	5-8	160	24	3	Tulane	CFA-14	St. Augustine, Fla.
71	Schwartz, Mitchell	T	6-5	320	27	5	California	UFA-16	Pacific Palisades, Calif.
42	Sherman, Anthony	FB	5-10	242	27	6	Connecticut	T (ARI)-13	North Attleborough, Mass.
11	Smith, Alex	QB	6-4	217	32	12	Utah	T (SF)-13	La Mesa, Calif.
49	Sorensen, Daniel	S	6-2	208	26	3	BYU	FA-14	Colton, Calif.
13	Thomas, De'Anthony	WR	5-8	176	23	3	Oregon	D4-14	Los Angeles, Calif.
88	Travis, Ross	TE	6-7	235	23	1	Penn State	FA-15	Chaska, Minn.
32	Ware, Spencer	RB	5-10	229	24	3	LSU	FA-15	Eunice, La.
35	West, Charcandrick	RB	5-10	205	25	3	Abilene Christian	FA-14	Springhill, La.
24	White, D.J.	CB	5-11	193	23	R	Georgia Tech	D6a-16	Atlanta, Ga.
98	Williams, Nick	DL	6-4	309	26	3	Samford	FA-16	Birmingham, Ala.
12	Wilson, Albert	WR	5-9	200	24	3	Georgia State	CFA-14	Port St. Lucie, Fla.
41	Winchester, James	LS	6-3	240	27	2	Oklahoma	FA-15	Washington, Okla.
70	Witzmann, Bryan	T	6-7	320	26	2	South Dakota State	W (DAL)-16	Houlton, Wis.
51	Zombo, Frank	LB	6-3	254	29	7	Central Michigan	UFA-16	Sterling Heights, Mich.
Practice Squad									
85	Hammond Jr., Frankie	WR	6-1	184	26	3	Florida	FA-16	Hallandale Beach, Fla.
6	Jones, Seantavious	WR	6-3	200	24	1	Valdosta State	FA-16	Tucker, Ga.
93	King, David	DL	6-4	281	26	2	Oklahoma	FA-16	Houston, Texas
39	Mitchell, Terrance	CB	5-11	190	24	3	Oregon	FA-16	Sacramento, Calif.
99	Nunez-Roches, Rakeem	DL	6-2	307	23	2	Southern Miss	FA-16	Dangriga, Belize
44	Okine, Earl	LB	6-6	290	26	1	Florida	FA-16	Gainesville, Fla.
60	Pughsley, Jarrod	OL	6-4	310	25	1	Akron	FA-16	Lima, Ohio
31	Reaves, Darrin	RB	5-10	215	23	2	UAB	FA-16	Birmingham, Ala.
48	Smith, Terrance	LB	6-2	235	23	R	Florida State	FA-16	Decatur, Ga.
53	Wilson, Ramik	LB	6-2	237	24	2	Georgia	FA-16	Tampa, Fla.
Injured Reserve									
6	Cook, Kenny	WR	6-4	218	24	1	Gardner-Webb	FA-16	Cross Hill, S.C.
48	Harris, Vernon	CB	6-1	197	22	R	Dartmouth	CFA-16	Fort Lauderdale, Fla.
90	Mauga, Josh	LB	6-1	245	29	7	Nevada	FA-14	Fallon, Nev.
40	Millard, Trey	FB	6-2	247	25	2	Oklahoma	FA-16	Columbia, Mo.
Reserve/Physically Unable to Perform									
50	Houston, Justin	LB	6-3	258	27	6	Georgia	FA-15	Statesboro, Ga.

HEAD COACH: Andy Reid

OFFENSE: Brad Childress (Co-Offensive Coordinator); David Culley (Asst. Head Coach/Wide Receivers); Matt Nagy (Co-Offensive Coordinator); Eric Bieniemy (Running Backs); Joe Bleymaier (Offensive Quality Control); Andy Heck (Offensive Line); Corey Mattheaei (Asst. Quarterbacks); Tom Melvin (Tight Ends).

DEFENSE: Bob Sutton (Defensive Coordinator); Mark DeLeone (Asst. Linebackers); Taylor Embree (Defensive Asst.); Gary Gibbs (Linebackers); Al Harris (Secondary/Cornerbacks); Britt Reid (Defensive Line); Mike Smith (Asst. Defensive Line); Emmitt Thomas (Defensive Backs).

SPECIALISTS: Dave Toub (Special Teams Coordinator); Brock Olivo (Asst. Special Teams).

MISCELLANEOUS: Tommy Brasher (Special Projects); Barry Rubin (Head Strength & Conditioning); Travis Crittenden (Asst. Strength & Conditioning); Ryan Reynolds (Asst. Strength & Conditioning); Devin Woodhouse (Asst. Strength & Conditioning); Mike Frazier (Statistical Analysis Coordinator); Kyle Childress (Senior Asst. to Head Coach).

2016 KANSAS CITY CHIEFS NUMERICAL ROSTER

(As of October 11, 2016)

NO.	NAME	POS.	HT.	WT.	AGE	EXP.	COLLEGE	HOW ACQ.	HOMETOWN
2	Dustin Colquitt	P	6-3	210	34	12	Tennessee	D3-05	Knoxville, Tenn.
4	Nick Foles	QB	6-6	243	27	5	Arizona	FA-16	Austin, Texas
5	Cairo Santos	K	5-8	160	24	3	Tulane	CFA-14	St. Augustine, Fla.
9	Tyler Bray	QB	6-6	215	24	4	Tennessee	CFA-13	Kingsburg, Calif.
10	Tyreek Hill	WR	5-10	185	22	R	West Alabama	D5b-16	Pearson, Ga.
11	Alex Smith	QB	6-4	217	32	12	Utah	T (SF)-13	La Mesa, Calif.
12	Albert Wilson	WR	5-9	200	24	3	Georgia State	CFA-14	Port St. Lucie, Fla.
13	De'Anthony Thomas	WR	5-8	176	23	3	Oregon	D4-14	Los Angeles, Calif.
14	Demarcus Robinson	WR	6-1	203	22	R	Florida	D4c-16	Fort Valley, Ga.
17	Chris Conley	WR	6-3	205	23	2	Georgia	D3a-15	Dallas, Ga.
19	Jeremy Maclin	WR	6-0	198	28	8	Missouri	UFA-15	Kirkwood, Mo.
20	Steven Nelson	CB	5-11	194	22	2	Oregon State	D3b-15	Warner Robins, Ga.
21	Eric Murray	DB	5-11	199	22	R	Minnesota	D4b-16	Milwaukee, Wis.
22	Marcus Peters	CB	6-0	197	23	2	Washington	D1-15	Oakland, Calif.
23	Phillip Gaines	CB	6-0	193	25	3	Rice	D3-14	Converse, Texas
24	D.J. White	CB	5-11	193	23	R	Georgia Tech	D6a-16	Atlanta, Ga.
25	Jamaal Charles	RB	5-11	199	29	9	Texas	D3a-08	Port Arthur, Texas
27	Kenneth Acker	CB	6-0	195	24	3	SMU	T(SF)-16	Portland, Ore.
29	Eric Berry	S	6-0	212	27	7	Tennessee	D1-10	Fairburn, Ga.
32	Spencer Ware	RB	5-10	229	24	3	LSU	FA-15	Eunice, La.
34	Knile Davis	RB	5-10	227	25	4	Arkansas	D3b-13	Missouri City, Texas
35	Charcandrick West	RB	5-10	205	25	3	Abilene Christian	FA-14	Springhill, La.
38	Ron Parker	DB	6-0	206	29	6	Newberry	UFA-15	St. Helena Island, S.C.
41	James Winchester	LS	6-3	240	27	2	Oklahoma	FA-15	Washington, Okla.
42	Anthony Sherman	FB	5-10	242	27	6	Connecticut	T (ARI)-13	North Attleborough, Mass.
49	Daniel Sorensen	S	6-2	208	26	3	BYU	FA-14	Colton, Calif.
51	Frank Zombo	LB	6-3	254	29	7	Central Michigan	UFA-16	Sterling Heights, Mich.
52	Dadi Nicolas	LB	6-3	235	24	R	Virginia Tech	D6b-16	Port-au-Prince, Haiti
54	Sio Moore	LB	6-1	245	26	4	Connecticut	FA-16	West Haven, Conn.
55	Dee Ford	LB	6-2	252	25	3	Auburn	D1-14	Odenville, Ala.
56	Derrick Johnson	LB	6-3	242	33	12	Texas	UFA-16	Waco, Texas
57	D.J. Alexander	LB	6-2	233	25	2	Oregon State	D5a-15	Palm Desert, Calif.
59	Justin March-Lillard	LB	6-0	222	23	2	Akron	CFA-15	Danville, Ill.
61	Mitch Morse	C	6-6	305	24	2	Missouri	D2-15	Austin, Texas
65	Jordan Devey	G	6-6	320	28	3	Memphis	FA-16	American Fork, Utah
70	Bryan Witzmann	T	6-7	320	26	2	South Dakato State	W (DAL)-16	Houlton, Wis.
71	Mitchell Schwartz	T	6-5	320	27	5	California	UFA-16	Pacific Palisades, Calif.
72	Eric Fisher	T	6-7	315	25	4	Central Michigan	D1-13	Rochester, Mich.
73	Zach Fulton	OL	6-5	316	25	3	Tennessee	D6a-14	Homewood, Ill.
75	Jah Reid	T	6-7	325	28	6	UCF	FA-15	Haines City, Fla.
76	Laurent Duvernay-Tardif	G	6-5	321	25	3	McGill	D6b-14	Montreal, Quebec
79	Parker Ehinger	OL	6-6	310	23	R	Cincinnati	D4a-16	Rockford, Mich.
80	James O'Shaughnessy	TE	6-4	245	24	2	Illinois State	D5b-15	Naperville, Ill.
84	Demetrius Harris	TE	6-7	230	25	3	UW-Milwaukee	FA-14	Little Rock, Ark.
87	Travis Kelce	TE	6-5	260	27	4	Cincinnati	D3a-13	Cleveland Heights, Ohio
88	Ross Travis	TE	6-7	235	23	1	Penn State	FA-15	Chaska, Minn.
91	Tamba Hali	LB	6-3	275	32	11	Penn State	UFA-16	Teaneck, N.J.
92	Dontari Poe	DT	6-3	346	26	5	Memphis	D1-12	Memphis, Tenn.
94	Sam Barrington	LB	6-1	240	26	4	South Florida	W (GB)-16	Jacksonville, Fla.
95	Chris Jones	DL	6-6	310	22	R	Mississippi State	D2-16	Houston, Miss.
96	Jaye Howard	DL	6-3	301	27	5	Florida	UFA-16	Apopka, Fla.
97	Allen Bailey	DL	6-3	288	27	6	Miami (Fla.)	D3b-11	Sapelo Island, Ga.
98	Nick Williams	DL	6-4	309	26	3	Samford	FA-16	Birmingham, Ala.

Practice Squad

6	Seantavious Jones	WR	6-3	200	24	1	Valdosta State	FA-16	Tucker, Ga.
31	Darrin Reaves	RB	5-10	215	23	2	UAB	FA-16	Birmingham, Ala.
39	Terrance Mitchell	CB	5-11	190	24	3	Oregon	FA-16	Sacramento, Calif.
44	Earl Okine	LB	6-6	290	26	1	Florida	FA-16	Gainesville, Fla.
48	Terrance Smith	LB	6-2	235	23	R	Florida State	FA-16	Decatur, Ga.
53	Ramik Wilson	LB	6-2	237	24	2	Georgia	FA-16	Tampa, Fla.
60	Jarrod Pughsley	OL	6-4	310	25	1	Akron	FA-16	Lima, Ohio
85	Frankie Hammond Jr.	WR	6-1	184	26	3	Florida	FA-16	Hallandale Beach, Fla.
93	David King	DL	6-4	281	26	2	Oklahoma	FA-16	Houston, Texas
99	Rakeem Nunez-Roches	DL	6-2	307	23	2	Southern Miss	FA-16	Dangriga, Belize

Injured Reserve

6	Kenny Cook	WR	6-4	218	24	1	Gardner-Webb	FA-16	Cross Hill, S.C.
40	Trey Millard	FB	6-2	247	25	2	Oklahoma	FA-16	Columbia, Mo.
48	Vernon Harris	CB	6-1	197	22	R	Dartmouth	CFA-16	Fort Lauderdale, Fla.
90	Josh Mauga	LB	6-1	245	29	7	Nevada	FA-14	Fallon, Nev.

Reserve/Physically Unable to Perform

50	Justin Houston	LB	6-3	258	27	6	Georgia	FA-15	Statesboro, Ga.
----	----------------	----	-----	-----	----	---	---------	-------	-----------------

HEAD COACH: Andy Reid

OFFENSE: Brad Childress (Co-Offensive Coordinator); David Culley (Asst. Head Coach/Wide Receivers); Matt Nagy (Co-Offensive Coordinator); Eric Bieniemy (Running Backs); Joe Bleymaier (Offensive Quality Control); Andy Heck (Offensive Line); Corey Matthaiei (Asst. Quarterbacks); Tom Melvin (Tight Ends).

DEFENSE: Bob Sutton (Defensive Coordinator); Mark DeLeone (Asst. Linebackers); Taylor Embree (Defensive Asst.); Gary Gibbs (Linebackers); Al Harris (Secondary/Cornerbacks); Britt Reid (Defensive Line); Mike Smith (Asst. Defensive Line); Emmitt Thomas (Defensive Backs).

SPECIALISTS: Dave Toub (Special Teams Coordinator); Brock Olivo (Asst. Special Teams).

MISCELLANEOUS: Tommy Brasher (Special Projects); Barry Rubin (Head Strength & Conditioning); Travis Crittenden (Asst. Strength & Conditioning); Ryan Reynolds (Asst. Strength & Conditioning); Devin Woodhouse (Asst. Strength & Conditioning); Mike Frazier (Statistical Analysis Coordinator); Kyle Childress (Senior Asst. to Head Coach).

2016 KANSAS CITY CHIEFS POSITION-BY-POSITION ROSTER

(As of October 11, 2016)

QUARTERBACKS (3)

NO.	NAME	POS.	HT.	WT.	AGE	EXP.	COLLEGE	HOMETOWN	HOW ACQ.
9	Bray, Tyler	QB	6-6	215	24	4	Tennessee	Kingsburg, Calif	CFA-13
4	Foles, Nick	QB	6-6	243	27	5	Arizona	Austin, Texas	FA-16
11	Smith, Alex	QB	6-4	217	32	12	Utah	La Mesa, Calif.	T (SF)-13

RUNNING BACKS (5)

NO.	NAME	POS.	HT.	WT.	AGE	EXP.	COLLEGE	HOMETOWN	HOW ACQ.
25	Charles, Jamaal	RB	5-11	199	29	9	Texas	Port Arthur, Texas	D3a-08
34	Davis, Knile	RB	5-10	227	25	4	Arkansas	Missouri City, Texas	D3b-13
42	Sherman, Anthony	FB	5-10	242	27	6	Connecticut	North Attleborough, Mass.	T (ARI)-13
32	Ware, Spencer	RB	5-10	229	24	3	LSU	Eunice, La.	FA-15
35	West, Charcandrick	RB	5-10	205	25	3	Abilene Christian	Springhill, La.	FA-14

WIDE RECEIVERS (6)

NO.	NAME	POS.	HT.	WT.	AGE	EXP.	COLLEGE	HOMETOWN	HOW ACQ.
17	Conley, Chris	WR	6-3	205	23	2	Georgia	Dallas, Ga.	D3a-15
10	Hill, Tyreek	RB	5-10	185	22	R	West Alabama	Pearson, Ga.	D5b-16
19	Maclin, Jeremy	WR	6-0	198	28	8	Missouri	Kirkwood, Mo.	UFA-15
14	Robinson, Demarcus	WR	6-1	203	22	R	Florida	Fort Valley, Ga.	D4c-16
13	Thomas, De'Anthony	WR	5-8	176	23	3	Oregon	Los Angeles, Calif.	D4-14
12	Wilson, Albert	WR	5-9	200	24	3	Georgia State	Port St. Lucie, Fla.	CFA-14

TIGHTENDS (4)

NO.	NAME	POS.	HT.	WT.	AGE	EXP.	COLLEGE	HOMETOWN	HOW ACQ.
84	Harris, Demetrius	TE	6-7	230	25	3	UW-Milwaukee	Little Rock, Ark.	FA-14
87	Kelce, Travis	TE	6-5	260	27	4	Cincinnati	Cleveland Heights, Ohio	D3a-13
80	O'Shaughnessy, James	TE	6-4	245	24	2	Illinois State	Naperville, Ill.	D5b-15
88	Travis, Ross	TE	6-7	235	23	1	Penn State	Chaska, Minn.	FA-15

OFFENSIVE LINE (8)

NO.	NAME	POS.	HT.	WT.	AGE	EXP.	COLLEGE	HOMETOWN	HOW ACQ.
65	Devey, Jordan	G	6-6	320	28	3	Memphis	American Fork, Utah	FA-16
76	Duvernay-Tardif, Laurent	G	6-5	321	25	3	McGill	Montreal, Quebec	D6b-14
79	Ehinger, Parker	OL	6-6	310	23	R	Cincinnati	Rockford, Mich.	D4a-16
72	Fisher, Eric	T	6-7	315	25	4	Central Michigan	Rochester, Mich.	D1-13
73	Fulton, Zach	OL	6-5	316	25	3	Tennessee	Homewood, Ill.	D6a-14
61	Morse, Mitch	C	6-6	305	24	2	Missouri	Austin, Texas	D2-15
75	Reid, Jah	T	6-7	325	28	6	UCF	Haines City, Fla.	FA-15
71	Schwartz, Mitchell	T	6-5	320	27	5	California	Pacific Palisades, Calif.	UFA-16
70	Witzmann, Bryan	T	6-7	320	26	2	South Dakato State	Houlton, Wis.	W(DAL)-16

DEFENSIVE LINE (6)

NO.	NAME	POS.	HT.	WT.	AGE	EXP.	COLLEGE	HOMETOWN	HOW ACQ.
97	Bailey, Allen	DL	6-3	288	27	6	Miami (Fla.)	Sapelo Island, Ga.	D3b-11
96	Howard, Jaye	DL	6-3	301	27	5	Florida	Apopka, Fla.	UFA-16
95	Jones, Chris	DL	6-6	310	22	R	Mississippi State	Houston, Miss.	D2-16
92	Poe, Dontari	DT	6-3	346	26	5	Memphis	Memphis, Tenn.	D1-12
98	Williams, Nick	DL	6-4	309	26	3	Samford	Birmingham, Ala.	FA-16

LINEBACKERS (9)

NO.	NAME	POS.	HT.	WT.	AGE	EXP.	COLLEGE	HOMETOWN	HOW ACQ.
57	Alexander, D.J.	LB	6-2	233	25	2	Oregon State	Palm Desert, Calif.	D5a-15
94	Barrington, Sam	LB	6-1	240	26	4	South Florida	Jacksonville, Fla.	W(GB)-16
55	Ford, Dee	LB	6-2	252	25	3	Auburn	Odenville, Ala.	D1-14
91	Hali, Tamba	LB	6-3	275	32	11	Penn State	Teaneck, N.J.	UFA-16
56	Johnson, Derrick	LB	6-3	242	33	12	Texas	Waco, Texas	UFA-16
59	March-Lillard, Justin	LB	6-0	222	23	2	Akron	Danville, Ill.	CFA-15
54	Moore, Sio	LB	6-1	245	26	4	Connecticut	West Haven, Conn.	FA-16
52	Nicolas, Dadi	LB	6-3	235	24	R	Virginia Tech	Port-au-Prince, Haiti	D6b-16
51	Zombo, Frank	LB	6-3	254	29	7	Central Michigan	Sterling Heights, Mich.	UFA-16

DEFENSIVE BACKS (9)

NO.	NAME	POS.	HT.	WT.	AGE	EXP.	COLLEGE	HOMETOWN	HOW ACQ.
27	Acker, Kenneth	CB	6-0	195	24	3	SMU	Portland, Ore.	T(SF)-16
29	Berry, Eric	S	6-0	212	27	7	Tennessee	Fairburn, Ga.	D1-10
23	Gaines, Phillip	CB	6-0	193	25	3	Rice	Converse, Texas	D3-14
21	Murray, Eric	DB	5-11	199	22	R	Minnesota	Milwaukee, Wis.	D4b-16
20	Nelson, Steven	CB	5-11	194	22	2	Oregon State	Warner Robins, Ga.	D3b-15
38	Parker, Ron	DB	6-0	206	29	6	Newberry	St. Helena Island, S.C.	UFA-15
22	Peters, Marcus	CB	6-0	197	23	2	Washington	Oakland, Calif.	D1-15
49	Sorensen, Daniel	S	6-2	208	26	3	BYU	Colton, Calif.	FA-14
24	White, D.J.	CB	5-11	193	23	R	Georgia Tech	Atlanta, Ga.	D6a-16

SPECIALISTS (3)

NO.	NAME	POS.	HT.	WT.	AGE	EXP.	COLLEGE	HOMETOWN	HOW ACQ.
2	Colquitt, Dustin	P	6-3	210	34	12	Tennessee	Knoxville, Tenn.	D3-05
5	Santos, Cairo	K	5-8	160	24	3	Tulane	St. Augustine, Fla.	CFA-14
41	Winchester, James	LS	6-3	240	27	2	Oklahoma	Washington, Okla.	FA-15

2016 KANSAS CITY CHIEFS UNOFFICIAL DEPTH CHART

(As of October 11, 2016)

OFFENSE

WR	19 Jeremy Maclin	<u>10 Tyreek Hill</u>	13 De'Anthony Thomas
LT	72 Eric Fisher	70 Bryan Witzmann	
LG	<u>79 Parker Ehinger</u>	73 Zach Fulton	
C	61 Mitch Morse	73 Zach Fulton	
RG	76 Laurent Duvernay-Tardif	73 Zach Fulton	65 Jordan Devey
RT	71 Mitchell Schwartz	75 Jah Reid	
TE	87 Travis Kelce	84 Demetrius Harris	88 Ross Travis
WR	17 Chris Conley	12 Albert Wilson	<u>14 Demarcus Robinson</u>
QB	11 Alex Smith	4 Nick Foles	9 Tyler Bray
RB	25 Jamaal Charles	35 Charcandrick West	32 Spencer Ware
FB	42 Anthony Sherman	32 Spencer Ware	80 James O'Shaughnessy
			34 Knile Davis

DEFENSE

LDE	96 Jaye Howard	<u>95 Chris Jones</u>	
NT	92 Dontari Poe		
RDE	97 Allen Bailey	98 Nick Williams	
LOLB	55 Dee Ford	<u>52 Dadi Nicolas</u>	
LILB	56 Derrick Johnson	57 D.J. Alexander	
RILB	59 Justin March-Lillard	94 Sam Barrington	
ROLB	91 Tamba Hali	51 Frank Zombo	54 Sio Moore
LCB	22 Marcus Peters	27 Kenneth Acker	
RCB	23 Phillip Gaines	20 Steven Nelson	<u>24 D.J. White</u>
SS	29 Eric Berry	49 Daniel Sorensen	
FS	38 Ron Parker	<u>21 Eric Murray</u>	

SPECIALISTS

P	2 Dustin Colquitt	5 Cairo Santos
K	5 Cairo Santos	2 Dustin Colquitt
KO	5 Cairo Santos	2 Dustin Colquitt
LS	41 James Winchester	
H	2 Dustin Colquitt	
PR	<u>10 Tyreek Hill</u>	13 De'Anthony Thomas
KR	34 Knile Davis	<u>10 Tyreek Hill</u>

Rookies Underlined

Reads Left to Right, Top Line then Bottom

PRONUNCIATION GUIDE

Knile Davis	Nile
Laurent Duvernay-Tardif	Doo-ver-nay Tar-diff
Tamba Hali	TOM-buh HA-LEE
Travis Kelce	Kel-SEE
Dontari Poe	Don-TAR-ee
Charcandrick West	Char-can-drick
Parker Ehinger	Anger
Dadi Nicolas	Daddy

HOW THE 2016 CHIEFS WERE BUILT

(As of October 11, 2016)

YEAR	DRAFT	FREE AGENTS	TRADE/WAIVERS
2005	LB Derrick Johnson (1) P Dustin Colquitt (3)		
2006	LB Tamba Hali (1)		
2007			
2008	RB Jamaal Charles (3a)		
2009			
2010	S Eric Berry (1)		
2011	LB Justin Houston (3a) DL Allen Bailey (3b)		
2012	DT Dontari Poe (1)		
2013	T Eric Fisher (1) TE Travis Kelce (3a) RB Knile Davis (3b)	QB Tyler Bray (CFA)	FB Anthony Sherman (T/ARI) QB Alex Smith (T/SF)
2014	LB Dee Ford (1) CB Phillip Gaines (2) WR De'Anthony Thomas (4) G Zach Fulton (6a) G Laurent Duvernay-Tardif (6b)	TE Demetrius Harris (FA) LB Josh Mauga (FA) K Cairo Santos (CFA) S Daniel Sorensen (FA) RB Charcandrick West (FA) DL Nick Williams (FA) WR Albert Wilson (CFA)	
2015	CB Marcus Peters (1) C Mitch Morse (2) WR Chris Conley (3a) CB Steven Nelson (3b) LB D.J. Alexander (5a) TE James O'Shaughnessy (5b)	WR Jeremy Maclin (UFA) LB Justin March-Lillard (CFA) DB Ron Parker (UFA) T Jah Reid (FA) RB Spencer Ware (FA) LS James Winchester (FA)	
2016	DL Chris Jones (2) S OL Parker Ehinger (4a) S DB Eric Murray (4b) WR Demarcus Robinson (4c) WR Tyreek Hill (5b) DB D.J. White (6a) LB Dadi Nicolas (6b)	G Jordan Devey (FA) QB Nick Foles (FA) DL Jaye Howard (UFA) LB Sio Moore (FA) T Mitchell Schwartz (UFA) LB Frank Zombo (UFA)	CB Kenneth Acker (T/SF) LB Sam Barrington (W/GB) T Bryan Witzmann (W/DAL)
TOTAL ROSTER BREAKDOWN		5 Unrestricted Free Agents 11 Free Agents 3 College Free Agents	2 Waiver Claims 3 Trades
29 Draft Choices			

CHIEFS 2016 ROSTER BY EXPERIENCE

(As of October 11, 2016)

12th Year (3)

P Dustin Colquitt
LB Derrick Johnson
QB Alex Smith

11th Year (1)

LB Tamba Hali

9th Year (1)

RB Jamaal Charles

8th Year (1)

WR Jeremy Maclin

7th Year (2)

S Eric Berry
LB Frank Zombo

6th Year (4)

DL Allen Bailey
DB Ron Parker
T Jah Reid
FB Anthony Sherman

5th Year (4)

DL Jaye Howard
DT Dontari Poe
T Mitchell Schwartz
QB Nick Foles

4th Year (6)

LB Sam Barrington
QB Tyler Bray
RB Knile Davis
T Eric Fisher
TE Travis Kelce
LB Sio Moore

3rd Year (14)

CB Kenneth Acker
G Jordan Devey
G Laurent Duvernay-Tardif
LB Dee Ford
G Zach Fulton
CB Phillip Gaines
TE Demetrius Harris
K Cairo Santos
S Daniel Sorensen
WR De'Anthony Thomas
RB Spencer Ware
RB Charcandrick West
DL Nick Williams
WR Albert Wilson

2nd Year (9)

LB D.J. Alexander
WR Chris Conley
LB Justin March-Lillard
C Mitch Morse
CB Steven Nelson
TE James O'Shaughnessy
CB Marcus Peters
LS James Winchester
T Bryan Witzmann

1st Year (1)

TE Ross Travis

Rookies (7)

OL Parker Ehinger
WR Tyreek Hill
DL Chris Jones
DB Eric Murray
LB Dadi Nicolas
WR Demarcus Robinson
DB D.J. White

[Overall selection in brackets]

1st Round (9)

[1] QB Alex Smith (2005 - SF), [1] T Eric Fisher (2013), [5] S Eric Berry (2010), [11] DT Dontari Poe (2012), [15] LB Derrick Johnson (2005), [18] CB Marcus Peters (2015), [19] WR Jeremy Maclin (2009 - PHI), [20] LB Tamba Hali (2006), [23] LB Dee Ford (2014).

2nd Round (3)

[37] Mitchell Schwartz (2012 - CLE), [37] DL Chris Jones (2016), [49] C Mitch Morse (2015).

3rd Round (10)

[63] TE Travis Kelce (2013), [73] RB Jamaal Charles (2008), [76] WR Chris Conley (2015), [85] T Jah Reid (2011 - BAL), [86] DL Allen Bailey (2011), [87] CB Phillip Gaines (2014), [96] RB Knile Davis (2013), [88] QB Nick Foles (2012- PHI), [98] CB Steven Nelson (2015), [99] P Dustin Colquitt (2005).

4th Round (5)

[105] OL Parker Ehinger (2016), [106] DB Eric Murray (2016), [114] DL Jaye Howard (2012 - SEA), [124] WR De'Anthony Thomas (2014), [126] WR Demarcus Robinson (2016).

5th Round (4)

[136] FB Anthony Sherman (2011 - ARI), [165] WR Tyreek Hill (2016), [172] LB D.J. Alexander (2015), [173] TE James O'Shaughnessy (2015).

6th Round (6)

[180] DB Kenneth Acker (2014-SF), [178] DB D.J. White (2016), RB Spencer Ware (2013 - SEA), [200] G Laurent Duvernay-Tardif (2014), [193] OL Zach Fulton (2014), [203] LB Dadi Nicolas (2016).

7th Round (2)

[232] LB Sam Barrington (2013- GB), [223] DL Nick Williams (2013 - PIT).

Undrafted (14)

LB Frank Zombo (2010 - GB), DB Ron Parker (2011 - SEA), QB Tyler Bray (2013), TE Demetrius Harris (2013), LS James Winchester (2013 - PHI), K Cairo Santos (2014), S Daniel Sorensen (2014), WR Albert Wilson (2014), RB Charcandrick West (2014), LB Justin March-Lillard (2015), TE Ross Travis (2015), G Jordan Devey (2016), LB Sio Moore (2016), T Bryan Witzmann (2016- GB).

KANSAS CITY CHIEFS 2016 TRANSACTIONS

(as of 10/11/16)

Date	Player	Transaction
Jan. 5	MUNYER, Daniel, OL	Released from Practice Squad
Jan. 5	MUNYER, Daniel, OL	Signed
Jan. 5	COOK, Kenny, WR	Reserve/Future Signing
Jan. 5	DAVIS, Dominique, DE	Reserve/Future Signing
Jan. 5	GORDON, Cameron, LB	Reserve/Future Signing
Jan. 5	KOVACS, Jordan, S	Reserve/Future Signing
Jan. 5	MILLARD, Trey, FB	Reserve/Future Signing
Jan. 5	TA'AMU, Alameda, DT	Reserve/Future Signing
Jan. 5	LEMON, Ori, LB	Signed to the Practice Squad
Jan. 8	HARRIS, Demetrius, TE	Contract Extension
Jan. 13	LEWIS, Keith, DB	Reserve/Future Signing
Jan. 14	CARR, Deveron, DB	Reserve/Future Signing
Jan. 17	ADAMS, Tyrell, LB	Reserve/Future Signing
Jan. 17	BROWN, Da'Ron, WR	Reserve/Future Signing
Jan. 17	FRAGEL, Reid, OL	Reserve/Future Signing
Jan. 17	GIBSON, Laurence, OL	Reserve/Future Signing
Jan. 17	LIEDTKE, Michael, OL	Reserve/Future Signing
Jan. 17	REAVES, Darrin, RB	Reserve/Future Signing
Jan. 17	STATEN, Jimmy, DL	Reserve/Future Signing
Jan. 17	TRAVIS, Ross, TE	Reserve/Future Signing
Jan. 17	WILLIAMS, Fred, WR	Reserve/Future Signing
Jan. 29	KELCE, Travis, TE	Contract Extension
Feb. 2	MOORE, Kashif, WR	Reserve/Future Signing
Feb. 19	ROOKS, Tavon, T	Waived
Mar. 1	BERRY, Eric, S	Franchise Designation
Mar. 7	GRUBBS, Ben, G	Released
Mar. 9	HALI, Tamba, LB	Signed
Mar. 9	HOWARD, Jaye, DL	Signed
Mar. 9	KING, David, DL	Signed
Mar. 9	MASSAQUOI, Jonathan, LB	Signed
Mar. 9	ODABA, Efe, LB	Signed
Mar. 10	SCHWARTZ, Mitchell, T	Signed
Mar. 10	ZOMBO, Frank, LB	Signed
Mar. 10	JOHNSON, Derrick, LB	Signed
Mar. 11	FLEMING, Jamell, DB	Signed
Mar. 12	STREATER, Rod, WR	Signed
Mar. 18	KIERAS, Tautvydas, LB	Signed
Mar. 31	WEST, Charcandrick, RB	Signed
Mar. 31	WARE, Spencer, RB	Contract Extension
Apr. 2	BROWN, Stevie, S	Signed
Apr. 2	MULUMBA, Andy, LB	Signed
Apr. 2	WILSON, Jimmy, S	Signed
Apr. 18	SORENSEN, Daniel, S	Signed
Apr. 18	WILLIAMS, Nicholas, DL	Signed
Apr. 25	WILLIAMS, Mike, WR	Signed
Apr. 26	FANAIIKA, Paul, G	Released
Apr. 29	JONES, Chris, DL	Drafted in 2 nd Round
Apr. 29	RUSSELL, KeiVarae, CB	Drafted in 3 rd Round
Apr. 30	EHINGER, Parker, OL	Drafted in 4 th Round
Apr. 30	MURRAY, Eric, DB	Drafted in 4 th Round
Apr. 30	ROBINSON, Demarcus, WR	Drafted in 4 th Round
Apr. 30	HOGAN, Kevin, QB	Drafted in 5 th Round
Apr. 30	HILL, Tyreek, RB	Drafted in 5 th Round
Apr. 30	WHITE, D.J. DB	Drafted in 6 th Round
Apr. 30	NICOLAS, Dadi, LB	Drafted in 6 th Round
May 3	WILSON, Jimmy, S	Released
May 3	GORDON, Cameron, LB	Waived
May 4	WILLIAMS, Fred, WR	Waived
May 6	KIERAS, Tautvydas, LB	Waived
May 6	BERNSTEIN, Jake, OL	Signed
May 6	CLARKE, Ben, OL	Signed
May 6	HARRIS, Vernon, CB	Signed
May 6	JONES, Tre, CB	Signed
May 6	MATHEWS, Mitch, WR	Signed
May 6	RANDOLPH, Shak, DB	Signed
May 6	SMITH, Terrance, LB	Signed
May 6	JONES, Chris, DL	Signed
May 6	EHINGER, Parker, OL	Signed
May 6	ROBINSON, Demarcus, WR	Signed
May 6	HOGAN, Kevin, QB	Signed
May 6	WHITE, D.J., CB	Signed
May 6	NICOLAS, Dadi, LB	Signed
May 9	LIEDTKE, Michael, OL	Waived
May 9	DEVNEY, Jordan, G	Claimed off waiver (SF 49ers)
May 10	BERNSTEIN, Jake, OL	Waived
May 10	CLARKE, Ben, OL	Waived
May 10	GIBSON, Laurence, OL	Waived
May 10	KOVACS, Jordan, DB	Waived
May 10	EDWARDS, Shannon, DB	Signed
May 10	MAYWEATHER, Garrick, OL	Signed
May 10	NOWAK, Drew, OL	Signed
May 10	STERUP, Zach, OL	Signed
May 16	MURRAY, Eric, DB	Signed
May 16	HILL, Tyreek, WR	Signed
June 3	RUSSELL, KeiVarae, CB	Signed
June 7	LEWIS, Keith, DB	Waived
June 7	OBADA, Efe, LB	Waived
June 7	MOSES, Dezman, LB	Signed
June 7	VEA, Peni, S	Signed
June 10	VEA, Peni, S	Waived
June 10	CHEEK, Bryce, CB	Signed
June 16	CHEEK, Bryce, CB	Waived
June 16	COOK, Kenny, WR	Waived
June 16	DAVIS, Akeem, S	Signed
June 16	JONES, Seantavius, WR	Signed
July 30	JONES, Tre, CB	Waived
July 30	CHEEK, Bryce, DB	Signed
July 30	FISHER, Eric, NT	Signed Extension
Aug. 5	TA'AMU, Alameda, T	Waived
Aug. 5	FOLES, Nick, QB	Signed
Aug. 5	EDWARDS, Shannon, CB	Waived
Aug. 5	JOHNSON, Jeron, S	Signed
Aug. 6	HARRIS, Vernon, CB	Waived
Aug. 6	JACKSON, Malcom, CB	Signed
Aug. 17	DAVIS, Akeem, S	Waived
Aug. 17	VEREEN, Brock, CB	Claimed off waiver (NE Patriots)
Aug. 24	BROWN, Stevie, S	Released
Aug. 24	WILLIAMS, Mike, WR	Released
Aug. 27	ACKER, Kenneth, CB	Traded SF 49ers
Aug. 28	BERRY, Eric, S	Franchise Signed
Aug. 28	CHEEK, Bryce, DB	Waived
Aug. 28	DAVIS, Dominique, DL	Waived
Aug. 28	FEIGT, Curtis, OL	Waived
Aug. 28	JACKSON, Malcom, CB	Waived
Aug. 28	JONES, Seantavius, WR	Waived
Aug. 28	MASSAQUOI, Jonathan, LB	Waived
Aug. 28	MOORE, Kashif, WR	Waived
Aug. 28	NOWAK, Drew, C	Waived
Aug. 29	MAYWEATHER, Garrick, G	Waived
Aug. 30	MATTHEWS, Mitch, WR	Waived
Aug. 30	MILLARD, Trey, FB	Waived
Aug. 30	MAUGA, Josh, LB	Reserve/Injured
Aug. 30	HOUSTON, Justin, LB	PUP
Sept. 2	COOPER, Marcus, DB	Traded to ARZ Cardinals
Sept. 3	STREATER, Rod, WR	Traded to SF 49ers
Sept. 3	ADAMS, Tyrell, LB	Waived
Sept. 3	BROWN, Da'Ron, WR	Waived
Sept. 3	CARR, Deveron, DB	Waived
Sept. 3	FRAGEL, Reid, T	Waived
Sept. 3	HAMMOND JR., Frankie, WR	Waived
Sept. 3	HOGAN, Kevin, QB	Waived
Sept. 3	KING, David, DL	Waived
Sept. 3	MULUMBA, Andy, LB	Waived
Sept. 3	MUNYER, Daniel, OL	Waived
Sept. 3	MURRAY, Aaron, QB	Waived
Sept. 3	PARKER, Brian, TE	Waived
Sept. 3	PUGHSLEY, Jarrod, OL	Waived
Sept. 3	RANDOLPH, Shak, DB	Waived
Sept. 3	REAVES, Darrin, RB	Waived
Sept. 3	SMITH, Terrance, LB	Waived
Sept. 3	STATEN, Jimmy, DL	Waived
Sept. 3	STERUP, Zach, T	Waived
Sept. 3	VEREEN, Brock, DB	Waived
Sept. 3	FLEMING, Jamel, DB	Released
Sept. 3	JOHNSON, Jeron, DB	Released

Date	Player	Transaction
Sept. 4	BARRINGTON, Sam, LB	Claimed off waiver (GB Packers)
Sept. 4	WITZMANN, Bryan, T	Claimed off waiver (SF 49ers)
Sept. 4	DEVEY, Jordan, OL	Waived
Sept. 4	WILSON, Ramik, LB	Waived
Sept. 4	ADAMS, Tyrell, LB	Signed to Practice Squad
Sept. 4	HAMMOND JR., Frankie, WR	Signed to Practice Squad
Sept. 4	KING, David, DL	Signed to Practice Squad
Sept. 4	MUNYER, Daniel, OL	Signed to Practice Squad
Sept. 4	PUGHSLEY, Jarrod, OL	Signed to Practice Squad
Sept. 4	RANDOLPH, Shak, DB	Signed to Practice Squad
Sept. 4	REAVES, Darrin, RB	Signed to Practice Squad
Sept. 4	SMITH, Terrance, LB	Signed to Practice Squad
Sept. 4	VEREEN, Brock, DB	Signed to Practice Squad
Sept. 4	JONES, Seantavius, WR	Signed to Practice Squad
Sept. 9	WILSON, Julian, DB	Released from Practice Squad
Sept. 9	OKINE, Earl, LB	Signed to Practice Squad
Sept. 10	MOSES, Dezman, LB	Released
Sept. 14	RUSSELL, KeiVarae, CB	Waived
Sept. 14	MOSES, Dezman, LB	Signed
Sept. 16	NUNEZ-ROCHES, Rakeem, DL	Waived
Sept. 16	DEVEY, Jordan, OL	Terminated Practice Squad Contract
Sept. 16	DEVEY, Jordan, OL	Signed
Sept. 19	NUNEZ-ROCHES, Rakeem, DL	Signed to Practice Squad
Sept. 20	JONES, Seantavius, WR	Released from Practice Squad
Sept. 20	MUNYER, Daniel, OL	Signed to Practice Squad
Sept. 24	MUNYER, Daniel, OL	Released from Practice Squad
Sept. 24	JONES, Seantavius, WR	Signed to Practice Squad
Sept. 27	JONES, Seantavius, WR	Released from Practice Squad
Sept. 27	MUNYER, Daniel, OL	Signed to Practice Squad
Oct. 1	MUNYER, Daniel, OL	Released from Practice Squad
Oct. 1	JONES, Seantavius, WR	Signed to Practice Squad
Oct. 3	STERUP, Zach, T	Released from Practice Squad
Oct. 7	MOSES, Dezman, LB	Released
Oct. 7	MOORE, Sio, LB	Signed



CHIEFS

ADDITIONAL STATISTICS

THIS IS CHIEFS KINGDOM

GAME-BY-GAME OFFENSE

[illegible]

GAME-BY-GAME DEFENSE

[illegible]

INDIVIDUAL SINGLE-GAME HIGHS

2016 REGULAR SEASON CHIEFS INDIVIDUAL SINGLE-GAME HIGHS				
Passes Attempted	50	Alex Smith	at Steelers	10/2
Passes Completed	34	Alex Smith	vs. Chargers	9/11
Passing Yards	363	Alex Smith	vs. Chargers	9/11
Touchdown Passes	2	Alex Smith	vs. Chargers	9/11
		Alex Smith	at Steelers	10/2
Pass Receptions	7	Spencer Ware	vs. Chargers	9/11
Receiving Yards	129	Spencer Ware	vs. Chargers	9/11
Touchdown Receptions	1	Tyreek Hill	vs. Chargers	9/11
		Jeremy Maclin	vs. Chargers	9/11
		Travis Kelce	vs. Jets	9/25
		Tyreek Hill	at Steelers	10/2
		Travis Kelce	at Steelers	10/2
Rushing Yards	82	Spencer Ware	at Steelers	10/2
Rushing Attempts	20	Spencer Ware	vs. Jets	9/25
Rushing Touchdowns	1	Alex Smith	vs. Chargers	9/11
		Spencer Ware	vs. Chargers	9/11
Yards From Scrimmage	199	Spencer Ware	vs. Chargers	9/11
Combined Net Yards	199	Spencer Ware	vs. Chargers	9/11
Interceptions Made	2	Marcus Peters	at Texans	9/18
		Marcus Peters	vs. Jets	9/25
INT Return Yards	55	Derrick Johnson	vs. Jets	9/25
Sacks	1.00	Dee Ford	vs. Chargers	9/11
		Tamba Hali	at Texans	9/18
		Derrick Johnson	at Texans	9/18
		Jaye Howard	at Steelers	10/2
Punts	6	Dustin Colquitt	at Texans	9/18
		Dustin Colquitt	at Steelers	10/2
Punting Average	47.50	Dustin Colquitt	at Texans	9/18
Punt Returns	4	Tyreek Hill	at Texans	9/18
Punt Return Yards	63	Tyreek Hill	at Texans	9/18
Kickoff Returns	3	Knile Davis	at Texans	9/18
		Tyreek Hill	at Texans	9/18
		Knile Davis	at Steelers	10/2
Kickoff Return Yards	83	Tyreek Hill	at Texans	9/18
Field Goals Attempted	4	Cairo Santos	at Texans	9/18
Field Goals Made	4	Cairo Santos	at Texans	9/18
2016 REGULAR SEASON KANSAS CITY CHIEFS LONGEST PLAYS				
Run From Scrimmage	46	Spencer Ware	at Steelers	10/2
Touchdown Run	5	Spencer Ware	vs. Chargers	9/11
Pass Reception	45	Spencer Ware	vs. Chargers	9/11
Touchdown Reception	19	Jeremy Maclin	vs. Chargers	9/11
Interception Return	55	Derrick Johnson	vs. Jets	9/25
Punt Return	32	Tyreek Hill	at Texans	9/18
Kickoff Return	33	Tyreek Hill	at Steelers	10/2
Punt	58	Dustin Colquitt	at Steelers	10/2
Field Goal	54	Cairo Santos	at Texans	9/18

OPPONENTS INDIVIDUAL SINGLE-GAME HIGHS

2016 REGULAR SEASON OPPONENTS INDIVIDUAL SINGLE-GAME HIGHS				
Passes Attempted	44	Ryan Fitzpatrick	vs. Jets	9/25
Passes Completed	25	Philip Rivers	vs. Chargers	9/11
Passing Yards	300	Ben Roethlisberger	at Steelers	10/2
Touchdown Passes	5	Ben Roethlisberger	at Steelers	10/2
Pass Receptions	7	Travis Benjamin	vs. Chargers	9/11
		DeAndre Hopkins	at Texans	9/18
Receiving Yards	113	DeAndre Hopkins	at Texans	9/18
Touchdown Receptions	2	Antonio Brown	at Steelers	10/2
Rushing Yards	144	Le'Veon Bell	at Steelers	10/2
Rushing Attempts	25	Lamar Miller	at Texans	9/18
Rushing Touchdowns	2	Melvin Gordon	vs. Chargers	9/11
Yards From Scrimmage	178	Le'Veon Bell	at Steelers	10/2
Combined Net Yards	178	Le'Veon Bell	at Steelers	10/2
Interceptions Made	1	Jason Verrett	vs. Chargers	9/11
		Jarvis Jones	at Steelers	10/2
INT Return Yards	20	Jarvis Jones	at Steelers	10/2
Sacks	3.00	Cameron Heyward	at Steelers	10/2
Punts	5	Drew Kaser	vs. Chargers	9/11
		Shane Lechler	at Texans	9/18
		Jordan Berry	at Steelers	10/2
Punting Average	49.80	Shane Lechler	at Texans	9/18
Punt Returns	4	Tyler Ervin	at Texans	9/18
Punt Return Yards	12	Tyler Ervin	at Texans	9/18
		Jalin Marshall	vs. Jets	9/25
Kickoff Returns	3	Jalin Marshall	vs. Jets	9/25
Kickoff Return Yards	82	Jalin Marshall	vs. Jets	9/25
Field Goals Attempted	5	Nick Novak	at Texans	9/18
Field Goals Made	4	Nick Novak	at Texans	9/18
2016 REGULAR SEASON OPPONENTS LONGEST PLAYS				
Run From Scrimmage	44	Le'Veon Bell	at Steelers	10/2
Touchdown Run	6	Melvin Gordon	vs. Chargers	9/11
Pass Reception	53	Will Fuller	at Texans	9/18
Touchdown Reception	38	Antonio Brown	at Steelers	10/2
Interception Return	20	Jarvis Jones	at Steelers	10/2
Punt Return	12	Jalin Marshall	vs. Jets	9/25
Kickoff Return	54	Quincy Enunwa	vs. Jets	9/25
Punt	62	Shane Lechler	at Texans	9/18
Field Goal	43	Nick Novak	at Texans	9/18

BIG YARDAGE GAMES

2016 REGULAR SEASON BIG YARDAGE GAMES							
100-Yard Pass Receivers							
Date	Opponent	Player	Rec.	Yds.	Avg.	LG	TD
9/11	vs. Chargers	Spencer. Ware	7	129	18.4	45	0
300-Yard Passers							
Date	Opponent	Player	Rec.	Yds.	Comp.	LG	TD
9/11	vs. Chargers	Alex. Smith	48	363	34	45	2
2016 OPPONENTS BIG YARDAGE GAMES							
100-Yard Pass Receivers							
Date	Opponent	Player	Rec.	Yds.	Avg.	LG	TD
9/18	at Texans	Will. Fuller	4	104	26.0	53	0
9/18	at Texans	DeAndre. Hopkins	7	113	16.1	35	1
100-Yard Rushers							
Date	Opponent	Player	Att.	Yds.	Avg.	LG	TD
10/2	at Steelers	Le'Veon. Bell	18	144	8.0	44	0
300-Yard Passers							
Date	Opponent	Player	Rec.	Yds.	Comp.	LG	TD
10/2	at Steelers	Ben. Roethlisberger	27	300	22	47	5

100.0+ PASSER RATING

2016 REGULAR SEASON 100.0+ PASSER RATING															
PASSING GAMES															
Date	Opponent	Player	Att.	Cmp.	Yds.	Cmp.%	Yds/Att.	Yds/Cmp.	TD	TD%	INT	INT%	Long	Sack/Lost	Rating
9/25	vs. Jets	Alex. Smith	33	25	237	75.8%	7.18	9.48	1	3.0%	0	0.0%	42	2/16	105.2
2016 OPPONENTS 100.0+ PASSER RATING															
PASSING GAMES															
Date	Opponent	Player	Att.	Cmp.	Yds.	Cmp.%	Yds/Att.	Yds/Cmp.	TD	TD%	INT	INT%	Long	Sack/Lost	Rating
10/3	at Steelers	Ben. Roethlisberger	27	22	300	81.5%	11.11	13.64	5	18.5%	0	0.0%	47	2/13	152.5
*Need minimum of 20 attempts to qualify															

2016 KANSAS CITY CHIEFS WEEK-BY-WEEK NFL RANKINGS									
OFFENSE						DEFENSE			
Date	Opponent	Total	Rush	Pass	*Points Scored	Total	Rush	Pass	*Points Allowed
9/11	SAN DIEGO	6	T-20	4	6	25	30	15	22
9/18	@ HOUSTON	17	15	T-18	16	17	30	16	T-16
9/25	NEW YORK JETS	23	21	22	17	T-11	T-24	11	6
10/2	@ PITTSBURGH	21	21	15	29	21	29	13	10
10/16	@ OAKLAND								
10/23	NEW ORLEANS								
10/30	@ INDIANAPOLIS								
11/6	JACKSONVILLE								
11/13	@ CAROLINA								
11/20	TAMPA BAY								
11/27	@ DENVER								
12/4	@ ATLANTA								
12/8	OAKLAND								
12/18	TENNESSEE								
12/25	DENVER								
1/1	@ SAN DIEGO								

* Includes return scores

CHIEFS RECORD IN 2016 WHEN. . .			
At home:	2-0	Producing individual 100-yard rusher:	0-0
On the road:	0-2	Allowing individual 100-yard rusher:	0-1
In September:	2-1	Producing individual 300-yard passer:	1-0
In October:	0-1	Allowing individual 300-yard passer:	0-1
In November:	0-0	Producing individual 100-yard receiver:	1-0
In December/January:	0-0	Allowing individual 100-yard receiver:	0-1
Scoring First:	2-0	**Producing an ind. 100.0-rating passer:	1-0
Opponent Scores First:	0-2	**Allowing an ind. 100.0-rating passer:	0-1
Leading at halftime:	1-0		
Trailing at halftime:	1-2	Team scores 21 points or more:	2-0
Tied at halftime:	0-0	Team scores fewer than 21 points:	0-2
Leading after three quarters:	1-0	Opponent scores 21 points or more:	1-1
Trailing after three quarters:	1-2	Opponent scores fewer than 21 points:	1-1
Tied after three quarters:	0-0		
		Outdoors:	2-1
Positive turnover ratio:	1-0	Indoors:	0-1
Negative turnover ratio:	1-2	Day games:	2-1
Turnover ratio +2 or more:	1-0	Night games:	0-1
Turnover ratio +1:	0-0	Natural grass:	2-1
Turnover ratio even:	0-0	Artificial surface:	0-1
Turnover ratio -1:	1-1		
Turnover ratio -2 or more:	0-1	Vs. teams with winning record at time:	0-2
		Vs. teams with losing record at time:	0-0
		Vs. teams with .500 record at time:	2-0

**Need minimum of 20 attempts to qualify

INDIVIDUAL GXG STATS: PASSING

2016 REGULAR SEASON INDIVIDUAL GAME-BY-GAME STATS														
PASSING:	Alex Smith													
DATE OPP.	ATT	CMP	YDS	COMP%	Y/A	Y/C	TD	TD%	INT	INT%	LG	SK/YD	RATE	
09/11 San Diego	48	34	363	70.8%	7.56	10.68	2	4.2%	1	2.1%	45	3/33.0	97.8	
09/18 at Houston	37	20	186	54.1%	5.03	9.30	0	0.0%	0	0.0%	34	4/14.0	68.1	
09/25 New York Jets	33	25	237	75.8%	7.18	9.48	1	3.0%	0	0.0%	42	2/16.0	105.2	
10/02 at Pittsburgh	50	30	287	60.0%	5.74	9.57	2	4.0%	1	2.0%	20	4/17.0	81.0	
10/16 at Oakland														
10/23 New Orleans														
10/30 at Indianapolis														
11/06 Jacksonville														
11/13 at Carolina														
11/20 Tampa Bay														
11/27 at Denver														
12/04 at Atlanta														
12/08 Oakland														
12/18 Tennessee														
12/25 Denver														
01/01 at San Diego														
TOTALS	168	109	1,073	64.9%	6.39	9.84	5	3.0%	2	1.2%	45	13/80.0	87.7	

PASSING:	Tyler Bray													
DATE OPP.	ATT	CMP	YDS	COMP%	Y/A	Y/C	TD	TD%	INT	INT%	LG	SK/YD	RATE	
09/11 San Diego														
09/18 at Houston														
09/25 New York Jets														
10/02 at Pittsburgh														
10/16 at Oakland														
10/23 New Orleans														
10/30 at Indianapolis														
11/06 Jacksonville														
11/13 at Carolina														
11/20 Tampa Bay														
11/27 at Denver														
12/04 at Atlanta														
12/08 Oakland														
12/18 Tennessee														
12/25 Denver														
01/01 at San Diego														
TOTALS	0	0	0	0.0%	0.00	0.00	0	0%	0	0%	--	0/0.0	0.0	

PASSING:	Nick Foles													
DATE OPP.	ATT	CMP	YDS	COMP%	Y/A	Y/C	TD	TD%	INT	INT%	LG	SK/YD	RATE	
09/11 San Diego														
09/18 at Houston														
09/25 New York Jets														
10/02 at Pittsburgh														
10/16 at Oakland														
10/23 New Orleans														
10/30 at Indianapolis														
11/06 Jacksonville														
11/13 at Carolina														
11/20 Tampa Bay														
11/27 at Denver														
12/04 at Atlanta														
12/08 Oakland														
12/18 Tennessee														
12/25 Denver														
01/01 at San Diego														
TOTALS	0	0	0	0.0%	0.00	0.00	0	0%	0	0%	--	0/0.0	0.0	

INDIVIDUAL GXG STATS: RUSHING

2016 REGULAR SEASON INDIVIDUAL GAME-BY-GAME STATS																
RUSHING:	Jamaal Charles					Knile Davis					Tyreek Hill					
DATE OPP.	NO.	YDS	AVG	LG	TD	NO.	YDS	AVG	LG	TD	NO.	YDS	AVG	LG	TD	
09/11 San Diego	INACTIVE					0	0	0	--	0	0	0	0	--	0	
09/18 at Houston	INACTIVE					0	0	0	--	0	1	-1	-1.0	-1	0	
09/25 New York Jets	INACTIVE					0	0	0	--	0	1	-3	-3.0	-3	0	
10/02 at Pittsburgh	2	7	3.5	6	0	1	-2	-2.0	-2	0	1	-2	-2.0	-2	0	
10/16 at Oakland																
10/23 New Orleans																
10/30 at Indianapolis																
11/06 Jacksonville																
11/13 at Carolina																
11/20 Tampa Bay																
11/27 at Denver																
12/04 at Atlanta																
12/08 Oakland																
12/18 Tennessee																
12/25 Denver																
01/01 at San Diego																
TOTALS	2	7	3.5	6	0	1	-2	-2.0	-2	0	3	-6	-2.0	-1	0	

RUSHING:	Jeremy Maclin					Alex Smith					Spencer Ware					
DATE OPP.	NO.	YDS	AVG	LG	TD	NO.	YDS	AVG	LG	TD	NO.	YDS	AVG	LG	TD	
09/11 San Diego	1	-1	-1.0	-1	0	4	15	3.8	7	1	11	70	6.4	14	1	
09/18 at Houston	0	0	0	--	0	2	2	1.0	2	0	10	57	5.7	25	0	
09/25 New York Jets	0	0	0	--	0	3	-3	-1.0	-1	0	20	75	3.8	17	0	
10/02 at Pittsburgh	0	0	0	--	0	1	2	2.0	2	0	13	82	6.3	46	0	
10/16 at Oakland																
10/23 New Orleans																
10/30 at Indianapolis																
11/06 Jacksonville																
11/13 at Carolina																
11/20 Tampa Bay																
11/27 at Denver																
12/04 at Atlanta																
12/08 Oakland																
12/18 Tennessee																
12/25 Denver																
01/01 at San Diego																
TOTALS	1	-1	-1.0	-1	0	10	16	1.6	7	1	54	284	5.3	46	1	

RUSHING:	Charcandrick West					
DATE OPP.	NO.	YDS	AVG	LG	TD	
09/11 San Diego	3	-1	-0.3	8	0	
09/18 at Houston	6	61	10.2	28	0	
09/25 New York Jets	3	3	1.0	2	0	
10/02 at Pittsburgh	INACTIVE					
10/16 at Oakland						
10/23 New Orleans						
10/30 at Indianapolis						
11/06 Jacksonville						
11/13 at Carolina						
11/20 Tampa Bay						
11/27 at Denver						
12/04 at Atlanta						
12/08 Oakland						
12/18 Tennessee						
12/25 Denver						
01/01 at San Diego						
TOTALS	12	63	5.3	28	0	

INDIVIDUAL GXG STATS: RECEIVING

2016 REGULAR SEASON INDIVIDUAL GAME-BY-GAME STATS																
RECEIVING: DATE OPP.	Jamaal Charles					Chris Conley					Knile Davis					
	NO.	YDS	AVG	LG	TD	NO.	YDS	AVG	LG	TD	NO.	YDS	AVG	LG	TD	
09/11 San Diego	INACTIVE					4	43	10.8	13	0	0	0	0	--	0	
09/18 at Houston	INACTIVE					2	15	7.5	10	0	0	0	0	--	0	
09/25 New York Jets	INACTIVE					3	44	14.7	20	0	0	0	0	--	0	
10/02 at Pittsburgh	0	0	0	--	0	6	70	11.7	17	0	2	14	7.0	11	0	
10/16 at Oakland																
10/23 New Orleans																
10/30 at Indianapolis																
11/06 Jacksonville																
11/13 at Carolina																
11/20 Tampa Bay																
11/27 at Denver																
12/04 at Atlanta																
12/08 Oakland																
12/18 Tennessee																
12/25 Denver																
01/01 at San Diego																
TOTALS	0	0	0	0	0	15	172	11.5	20	0	2	14	7.0	11	0	
RECEIVING: DATE OPP.	Demetrius Harris					Tyreek Hill					Travis Kelce					
	NO.	YDS	AVG	LG	TD	NO.	YDS	AVG	LG	TD	NO.	YDS	AVG	LG	TD	
09/11 San Diego	2	20	10.0	13	0	1	9	9.0	9t	1	6	74	12.3	20	0	
09/18 at Houston	0	0	0	--	0	2	8	4.0	5	0	5	34	6.8	11	0	
09/25 New York Jets	2	14	7.0	8	0	3	26	8.7	13	0	6	89	14.8	42	1	
10/02 at Pittsburgh	1	12	12.0	12	0	5	24	4.8	9t	1	5	23	4.6	9	1	
10/16 at Oakland																
10/23 New Orleans																
10/30 at Indianapolis																
11/06 Jacksonville																
11/13 at Carolina																
11/20 Tampa Bay																
11/27 at Denver																
12/04 at Atlanta																
12/08 Oakland																
12/18 Tennessee																
12/25 Denver																
01/01 at San Diego																
TOTALS	5	46	9.2	13	0	11	67	6.1	13	2	22	220	10.0	42	2	
RECEIVING: DATE OPP.	Jeremy Maclin					Anthony Sherman					Ross Travis					
	NO.	YDS	AVG	LG	TD	NO.	YDS	AVG	LG	TD	NO.	YDS	AVG	LG	TD	
09/11 San Diego	5	63	12.6	22	1	0	0	0	--	0	0	0	0	--	0	
09/18 at Houston	6	68	11.3	17	0	0	0	0	--	0	0	0	0	--	0	
09/25 New York Jets	4	35	8.8	17	0	1	3	3.0	3	0	2	10	5.0	6	0	
10/02 at Pittsburgh	5	78	15.6	20	0	0	0	0	--	0	0	0	0	--	0	
10/16 at Oakland																
10/23 New Orleans																
10/30 at Indianapolis																
11/06 Jacksonville																
11/13 at Carolina																
11/20 Tampa Bay																
11/27 at Denver																
12/04 at Atlanta																
12/08 Oakland																
12/18 Tennessee																
12/25 Denver																
01/01 at San Diego																
TOTALS	20	244	12.2	22	1	1	3	3.0	3	0	2	10	5.0	6	0	

RECEIVING:		Spencer Ware					Charcandrick West					Albert Wilson				
DATE	OPP.	NO.	YDS	AVG	LG	TD	NO.	YDS	AVG	LG	TD	NO.	YDS	AVG	LG	TD
09/11	San Diego	7	129	18.4	45	0	6	24	4.0	7	0	3	1	0.3	3	0
09/18	at Houston	2	48	24.0	34	0	1	2	2.0	2	0	2	11	5.5	7	0
09/25	New York Jets	1	8	8.0	8	0	3	8	2.7	6	0	0	0	0	--	0
10/02	at Pittsburgh	1	14	14.0	14	0	<i>INACTIVE</i>					5	52	10.4	17	0
10/16	at Oakland															
10/23	New Orleans															
10/30	at Indianapolis															
11/06	Jacksonville															
11/13	at Carolina															
11/20	Tampa Bay															
11/27	at Denver															
12/04	at Atlanta															
12/08	Oakland															
12/18	Tennessee															
12/25	Denver															
01/01	at San Diego															
TOTALS		11	199	18.1	45	0	10	34	3.4	7	0	10	64	6.4	17	0

INDIVIDUAL GXG STATS: PUNTING

2016 REGULAR SEASON INDIVIDUAL GAME-BY-GAME STATS								
PUNTING: DATE OPP.	Dustin Colquitt							
	NO.	YDS	AVG	TB	IN 20	LG	NET	BLK
09/11 San Diego	5	197	39.4	1	1	50	33.8	0
09/18 at Houston	6	285	47.5	0	3	57	45.5	0
09/25 New York Jets	4	172	43.0	0	2	48	40.0	0
10/02 at Pittsburgh	6	257	42.8	1	3	58	38.8	0
10/16 at Oakland								
10/23 New Orleans								
10/30 at Indianapolis								
11/06 Jacksonville								
11/13 at Carolina								
11/20 Tampa Bay								
11/27 at Denver								
12/04 at Atlanta								
12/08 Oakland								
12/18 Tennessee								
12/25 Denver								
01/01 at San Diego								
TOTALS	21	911	43.4	2	9	58	39.8	0

INDIVIDUAL GXG STATS: FIELD GOALS

2016 REGULAR SEASON INDIVIDUAL GAME-BY-GAME STATS											
FIELD GOALS:		Cairo Santos									
DATE	OPP.	0-19	20-29	30-39	40-49	50+	TOTAL	FGM	FGA	PCT	LG
09/11	San Diego	0-0	0-0	1-1	1-1	0-0	2-2	2	2	100.0	47
09/18	at Houston	0-0	0-0	2-2	1-1	1-1	4-4	4	4	100.0	54
09/25	New York Jets	0-0	1-1	0-0	0-0	0-0	1-1	1	1	100.0	27
10/02	at Pittsburgh	0-0	0-0	0-0	0-1	0-0	0-1	0	1	0.0	0
10/16	at Oakland										
10/23	New Orleans										
10/30	at Indianapolis										
11/06	Jacksonville										
11/13	at Carolina										
11/20	Tampa Bay										
11/27	at Denver										
12/04	at Atlanta										
12/08	Oakland										
12/18	Tennessee										
12/25	Denver										
01/01	at San Diego										
TOTALS		0-0	1-1	3-3	2-3	1-1	7-8	7	8	87.5	54

INDIVIDUAL GXG STATS: DEFENSIVE

2016 REGULAR SEASON INDIVIDUAL DEFENSIVE GAME-BY-GAME STATS													
DATE	OPP.	D.J. Alexander				Allen Bailey				Eric Berry			
		S ATK	TFL SK	INT FR FF	PR PD	S ATK	TFL SK	INT FR FF	PR PD	S ATK	TFL SK	INT FR FF	PR PD
09/11	San Diego	0 0 0	0 0.0	0 0 0	0 0	2 0 2	1 0.0	0 0 0	0 0	6 0 6	0 0.0	0 0 0	0 0
09/18	at Houston	0 0 0	0 0.0	0 0 0	0 0	0 1 1	0 0.0	0 0 0	0 0	2 3 5	0 0.0	0 0 0	0 0
09/25	New York Jets	0 0 0	0 0.0	0 0 0	0 0	1 0 1	0 0.0	0 0 0	0 0	3 0 3	0 0.0	1 0 0	0 3
10/02	at Pittsburgh	0 0 0	0 0.0	0 0 0	0 0	1 1 2	0 0.0	0 0 0	0 0	3 0 3	0 0.0	0 0 0	0 0
10/16	at Oakland												
10/23	New Orleans												
10/30	at Indianapolis												
11/06	Jacksonville												
11/13	at Carolina												
11/20	Tampa Bay												
11/27	at Denver												
12/04	at Atlanta												
12/08	Oakland												
12/18	Tennessee												
12/25	Denver												
01/01	at San Diego												
TOTALS		0 0 0	0 0.0	0 0 0	0 0	4 2 6	1 0.0	0 0 0	0 0	14 3 17	0 0.0	1 0 0	0 3

DATE	OPP.	Dee Ford				Phillip Gaines				Tamba Hali			
		S ATK	TFL SK	INT FR FF	PR PD	S ATK	TFL SK	INT FR FF	PR PD	S ATK	TFL SK	INT FR FF	PR PD
09/11	San Diego	4 0 4	1 1.0	0 0 0	1 0	4 0 4	0 0.0	0 0 0	0 0	1 0 1	0 0.0	0 0 0	0 0
09/18	at Houston	2 1 3	0 0.0	0 0 0	1 1	5 0 5	0 0.0	0 0 0	0 1	2 1 3	1 1.0	0 0 0	1 0
09/25	New York Jets	1 0 1	0 0.0	0 0 0	0 0	7 0 7	0 0.0	0 0 1	0 0	4 0 4	0 0.0	0 0 0	1 0
10/02	at Pittsburgh	2 4 6	0 0.5	0 0 0	1 0	INACTIVE				2 1 3	0 0.0	0 0 0	0 0
10/16	at Oakland												
10/23	New Orleans												
10/30	at Indianapolis												
11/06	Jacksonville												
11/13	at Carolina												
11/20	Tampa Bay												
11/27	at Denver												
12/04	at Atlanta												
12/08	Oakland												
12/18	Tennessee												
12/25	Denver												
01/01	at San Diego												
TOTALS		9 5 14	1 1.5	0 0 0	3 1	16 0 16	0 0.0	0 0 1	0 1	9 2 11	1 1.0	0 0 0	2 0

DATE	OPP.	Jaye Howard				Derrick Johnson				Chris Jones			
		S ATK	TFL SK	INT FR FF	PR PD	S ATK	TFL SK	INT FR FF	PR PD	S ATK	TFL SK	INT FR FF	PR PD
09/11	San Diego	0 0 0	0 0.0	0 0 0	0 0	5 0 5	0 0.0	0 0 0	0 0	0 0 0	0 0.0	0 0 0	0 0
09/18	at Houston	4 1 5	0 0.0	0 0 0	0 0	8 3 11	1 1.0	0 0 0	1 0	0 2 2	0 0.0	0 0 0	0 0
09/25	New York Jets	3 0 3	0 0.0	0 0 0	2 0	8 2 10	1 0.0	1 0 0	0 2	0 1 1	0 0.0	0 0 0	0 0
10/02	at Pittsburgh	3 3 6	1 1.0	0 0 0	1 0	4 1 5	0 0.0	0 0 0	0 0	0 2 2	0 0.0	0 0 0	0 0
10/16	at Oakland												
10/23	New Orleans												
10/30	at Indianapolis												
11/06	Jacksonville												
11/13	at Carolina												
11/20	Tampa Bay												
11/27	at Denver												
12/04	at Atlanta												
12/08	Oakland												
12/18	Tennessee												
12/25	Denver												
01/01	at San Diego												
TOTALS		10 4 14	1 1.0	0 0 0	3 0	25 6 31	2 1.0	1 0 0	1 2	0 5 5	0 0.0	0 0 0	0 0

		Justin March-Lillard						Dezman Moses				Eric Murray													
DATE	OPP.	S	A TK	TFL SK	INT	FR	FF	PR	PD	S	A TK	TFL SK	INT	FR	FF	PR	PD	S	A TK	TFL SK	INT	FR	FF	PR	PD
09/11	San Diego	8	1	9	0	0	0	0	0	NOT ON ROSTER				0	0	0	0	0	0	0	0	0	0	0	0
09/18	at Houston	4	4	8	1	0	0	0	0	0	0	0	0	0	0	0	0	0	0	0	0	0	0	0	0
09/25	New York Jets	0	0	0	0	0	0	0	1	0	1	1	0	0	0	0	0	0	0	0	0	0	1	0	0
10/02	at Pittsburgh	3	2	5	0	0	0	0	0	0	0	0	0	0	0	0	0	0	0	0	0	0	0	0	0
10/16	at Oakland																								
10/23	New Orleans																								
10/30	at Indianapolis																								
11/06	Jacksonville																								
11/13	at Carolina																								
11/20	Tampa Bay																								
11/27	at Denver																								
12/04	at Atlanta																								
12/08	Oakland																								
12/18	Tennessee																								
12/25	Denver																								
01/01	at San Diego																								
TOTALS		15	7	22	1	0	0	0	1	0	1	1	0	0	0	0	0	0	0	0	0	0	1	0	0

		Steven Nelson				Ron Parker				Marcus Peters															
DATE	OPP.	S	A TK	TFL SK	INT	FR	FF	PR	PD	S	A TK	TFL SK	INT	FR	FF	PR	PD	S	A TK	TFL SK	INT	FR	FF	PR	PD
09/11	San Diego	8	0	8	1	0	0	0	0	3	1	4	0	0	0	0	1	3	0	3	0	0	0	0	1
09/18	at Houston	1	0	1	0	0	0	0	0	3	2	5	1	0	0	0	1	2	5	7	0	0	0	0	4
09/25	New York Jets	3	0	3	0	0	0	0	3	3	0	3	0	0	0	0	2	1	0	1	0	0	0	0	2
10/02	at Pittsburgh	2	0	2	0	0	0	0	0	1	1	2	0	0	0	0	0	3	1	4	0	0	0	0	1
10/16	at Oakland																								
10/23	New Orleans																								
10/30	at Indianapolis																								
11/06	Jacksonville																								
11/13	at Carolina																								
11/20	Tampa Bay																								
11/27	at Denver																								
12/04	at Atlanta																								
12/08	Oakland																								
12/18	Tennessee																								
12/25	Denver																								
01/01	at San Diego																								
TOTALS		14	0	14	1	0	0	0	3	10	4	14	1	0	0	0	4	9	6	15	0	0	0	0	8

		Dontari Poe				Daniel Sorensen				D.J. White															
DATE	OPP.	S	A TK	TFL SK	INT	FR	FF	PR	PD	S	A TK	TFL SK	INT	FR	FF	PR	PD	S	A TK	TFL SK	INT	FR	FF	PR	PD
09/11	San Diego	1	0	1	0	0	0	0	1	0	0	0	0	0	0	0	1	1	0	1	0	0	0	0	0
09/18	at Houston	2	3	5	0	0	0	0	2	0	2	0	0	0	0	0	0	0	0	0	0	0	0	0	0
09/25	New York Jets	0	0	0	0	0	0	0	1	0	2	0	0	0	1	0	0	0	0	0	0	0	1	0	0
10/02	at Pittsburgh	0	1	1	0	0	0	5	1	0	4	1	5	1	0	0	0	1	0	1	0	0	0	0	0
10/16	at Oakland																								
10/23	New Orleans																								
10/30	at Indianapolis																								
11/06	Jacksonville																								
11/13	at Carolina																								
11/20	Tampa Bay																								
11/27	at Denver																								
12/04	at Atlanta																								
12/08	Oakland																								
12/18	Tennessee																								
12/25	Denver																								
01/01	at San Diego																								
TOTALS		3	4	7	0	0	0	5	0	8	1	9	1	0	0	1	2	2	0	2	0	0	0	1	0

DATE	OPP.	Nicholas Williams				Frank Zombo				S	PR
		ATK	TFL	SK	INT	FR	FF	PR	PD		
09/11	San Diego	1 1 2	0 0.0	0 0 0	0 0	5 1 6	0 0.0	0 0 0	0 1		
09/18	at Houston	1 0 1	0 0.0	0 0 0	0 0	4 1 5	0 0.0	0 0 0	0 0		
09/25	New York Jets	0 0 0	0 0.0	0 0 0	0 0	3 2 5	0 0.0	0 0 1	0 0		
10/02	at Pittsburgh	2 0 2	0 0.0	0 0 0	0 0	3 1 4	1 0.0	0 0 0	0 0		
10/16	at Oakland										
10/23	New Orleans										
10/30	at Indianapolis										
11/06	Jacksonville										
11/13	at Carolina										
11/20	Tampa Bay										
11/27	at Denver										
12/04	at Atlanta										
12/08	Oakland										
12/18	Tennessee										
12/25	Denver										
01/01	at San Diego										
TOTALS		4 1 5	0 0.0	0 0 0	0 0	15 5 20	1 0.0	0 0 1	0 1		

INDIVIDUAL GXG STATS: SPECIAL TEAMS

2016 REGULAR SEASON INDIVIDUAL SPECIAL TEAMS GAME-BY-GAME STATS																				
DATE OPP.		D.J. Alexander			Allen Bailey			Eric Berry			Dee Ford			Phillip Gaines			Tamba Hali			
		TKL	AST	TOT	TKL	AST	TOT	TKL	AST	TOT	TKL	AST	TOT	TKL	AST	TOT	TKL	AST	TOT	
09/11	San Diego	0	0	0	0	0	0	0	0	0	0	0	0	0	0	0	0	0	0	
09/18	at Houston	1	0	1	0	0	0	0	0	0	0	0	0	0	0	0	0	0	0	
09/25	New York Jets	1	1	2	0	0	0	0	0	0	0	0	0	0	0	0	0	0	0	
10/02	at Pittsburgh	0	0	0	0	0	0	0	0	0	0	0	0	0	0	0	0	0	0	
10/16	at Oakland																			
10/23	New Orleans																			
10/30	at Indianapolis																			
11/06	Jacksonville																			
11/13	at Carolina																			
11/20	Tampa Bay																			
11/27	at Denver																			
12/04	at Atlanta																			
12/08	Oakland																			
12/18	Tennessee																			
12/25	Denver																			
01/01	at San Diego																			
TOTALS		2	1	3	0	0	0	0	0	0	0	0	0	0	0	0	0	0	0	

DATE OPP.		Demetrius Harris			Tyreek Hill			Jaye Howard			Derrick Johnson			Chris Jones			Justin March-Lillard			
		TKL	AST	TOT	TKL	AST	TOT	TKL	AST	TOT	TKL	AST	TOT	TKL	AST	TOT	TKL	AST	TOT	
09/11	San Diego	1	0	1	1	0	1	0	0	0	0	0	0	0	0	0	0	0	0	
09/18	at Houston	0	0	0	1	1	2	0	0	0	0	0	0	0	0	0	0	0	0	
09/25	New York Jets	1	0	1	0	1	1	0	0	0	0	0	0	0	0	0	0	0	0	
10/02	at Pittsburgh	0	0	0	0	0	0	0	0	0	0	0	0	0	0	0	0	0	0	
10/16	at Oakland																			
10/23	New Orleans																			
10/30	at Indianapolis																			
11/06	Jacksonville																			
11/13	at Carolina																			
11/20	Tampa Bay																			
11/27	at Denver																			
12/04	at Atlanta																			
12/08	Oakland																			
12/18	Tennessee																			
12/25	Denver																			
01/01	at San Diego																			
TOTALS		2	0	2	2	2	4	0	0	0	0	0	0	0	0	0	0	0	0	

DATE OPP.		Dezman Moses			Eric Murray			Steven Nelson			James O'Shaughnessy			Ron Parker			Marcus Peters			
		TKL	AST	TOT	TKL	AST	TOT	TKL	AST	TOT	TKL	AST	TOT	TKL	AST	TOT	TKL	AST	TOT	
09/11	San Diego	NOT ON ROSTER			1	0	1	1	0	1	0		0	0	0	0	0	0	0	
09/18	at Houston	1	0	1	1	0	1	0	0	0	0	1	1	0	0	0	0	0	0	
09/25	New York Jets	0	0	0	0	0	0	0	0	0	1	0	1	0	0	0	0	0	0	
10/02	at Pittsburgh	0	0	0	1	0	1	0	0	0	0	0	0	0	0	0	0	0	0	
10/16	at Oakland																			
10/23	New Orleans																			
10/30	at Indianapolis																			
11/06	Jacksonville																			
11/13	at Carolina																			
11/20	Tampa Bay																			
11/27	at Denver																			
12/04	at Atlanta																			
12/08	Oakland																			
12/18	Tennessee																			
12/25	Denver																			
01/01	at San Diego																			
TOTALS		1	0	1	3	0	3	1	0	1	1	1	2	0	0	0	0	0	0	

		Dontari Poe			Demarcus Robinson			Anthony Sherman			Daniel Sorensen			D.J. White			Nicholas Williams		
DATE	OPP.	TKL	AST	TOT	TKL	AST	TOT	TKL	AST	TOT	TKL	AST	TOT	TKL	AST	TOT	TKL	AST	TOT
09/11	San Diego	0	0	0	0	0	0	0	0	0	0	0	0	0	0	0	0	0	0
09/18	at Houston	0	0	0	1	0	1	0	0	0	1	0	1	0	0	0	0	0	0
09/25	New York Jets	0	0	0	0	0	0	1	0	1	0	0	0	0	0	0	0	0	0
10/02	at Pittsburgh	0	0	0	0	0	0	0	0	0	0	0	0	0	0	0	0	0	0
10/16	at Oakland																		
10/23	New Orleans																		
10/30	at Indianapolis																		
11/06	Jacksonville																		
11/13	at Carolina																		
11/20	Tampa Bay																		
11/27	at Denver																		
12/04	at Atlanta																		
12/08	Oakland																		
12/18	Tennessee																		
12/25	Denver																		
01/01	at San Diego																		
TOTALS		0	0	0	1	0	1	1	0	1	1	0	1	0	0	0	0	0	0
		Frank Zombo																	
DATE	OPP.	TKL	AST	TOT															
09/11	San Diego	0	0	0															
09/18	at Houston	0	0	0															
09/25	New York Jets	0	0	0															
10/02	at Pittsburgh	0	0	0															
10/16	at Oakland																		
10/23	New Orleans																		
10/30	at Indianapolis																		
11/06	Jacksonville																		
11/13	at Carolina																		
11/20	Tampa Bay																		
11/27	at Denver																		
12/04	at Atlanta																		
12/08	Oakland																		
12/18	Tennessee																		
12/25	Denver																		
01/01	at San Diego																		
TOTALS		0	0	0															

INDIVIDUAL GXG STATS: PUNT RETURNS

2016 REGULAR SEASON INDIVIDUAL GAME-BY-GAME STATS													
PUNT RETURNS:		D.J. Alexander						Tyreek Hill					
DATE	OPP.	NO.	YDS	AVG	LG	FC	TD	NO.	YDS	AVG	LG	FC	TD
09/11	San Diego	1	0	0.0	--	0	0	3	35	11.7	14	0	0
09/18	at Houston	0	0	0	--	0	0	4	63	15.8	32	0	0
09/25	New York Jets	0	0	0	--	0	0	2	29	14.5	19	0	0
10/02	at Pittsburgh	0	0	0	--	0	0	2	20	10.0	14	0	0
10/16	at Oakland												
10/23	New Orleans												
10/30	at Indianapolis												
11/06	Jacksonville												
11/13	at Carolina												
11/20	Tampa Bay												
11/27	at Denver												
12/04	at Atlanta												
12/08	Oakland												
12/18	Tennessee												
12/25	Denver												
01/01	at San Diego												
TOTALS		1	0	0.0	0	0	0	11	147	13.4	32	0	0

INDIVIDUAL GXG STATS: KICKOFF RETURNS

2016 REGULAR SEASON INDIVIDUAL GAME-BY-GAME STATS												
KICKOFF RETURNS: DATE OPP.	Knile Davis						Tyreek Hill					
	NO.	YDS	AVG	LG	FC	TD	NO.	YDS	AVG	LG	FC	TD
09/11 San Diego	0	0	0	--	0	0	0	0	0	--	0	0
09/18 at Houston	3	75	25.0	29	0	0	3	83	27.7	30	0	0
09/25 New York Jets	0	0	0	--	0	0	2	21	10.5	16	0	0
10/02 at Pittsburgh	3	51	17.0	30	0	0	2	54	27.0	33	0	0
10/16 at Oakland												
10/23 New Orleans												
10/30 at Indianapolis												
11/06 Jacksonville												
11/13 at Carolina												
11/20 Tampa Bay												
11/27 at Denver												
12/04 at Atlanta												
12/08 Oakland												
12/18 Tennessee												
12/25 Denver												
01/01 at San Diego												
TOTALS	6	126	21.0	30	0	0	7	158	22.6	33	0	0

2016 CHIEFS PLAYER PARTICIPATION																			
	9/11 @ SD	9/18 @ HOU	9/25 @ NYJ	10/2 @ PIT	10/16 @ OAK	10/23 @ NO	10/30 @ IND	11/6 @ JAX	11/13 @ NC	11/20 @ TB	11/27 @ DEN	12/4 @ ATL	12/8 @ OAK	12/18 @ TEN	12/25 @ DEN	1/1 @ SD	REG. SEASON GP/GS		PLAYOFF GP/GS
Acker, Kenneth	*	*	*	P													1/0		0/0
Alexander, D.J.	P	P	P	P													4/0		0/0
Bailey, Allen	RDE	RDE	RDE	RDE													4/4		0/0
Barrington, Sam	P	*	*	*													1/0		0/0
Berry, Eric	SS	SS	SS	SS													4/4		0/0
Bray, Tyler	*	*	*	*													0/0		0/0
Charles, Jamaal	*	*	*	P													1/0		0/0
Colquitt, Dustin	P	P	P	P													4/0		0/0
Conley, Chris	WR	P	P	WR													4/2		0/0
Cook, Kenny	*I	*I	*I	*I													0/0		0/0
Davis, Knile	P	P	P	P													4/0		0/0
Devey, Jordan	PS	P	RG	*													2/1		0/0
Duvernay-Tardif, Lauren	RG	*	X	RG													2/2		0/0
Ehinger, Parker	LG	*	*	P													2/1		0/0
Fisher, Eric	LT	LT	LT	LT													4/4		0/0
Foles, Nick	X	X	X	X													0/0		0/0
Ford, Dee	LOLB	LOLB	LOLB	LOLB													4/4		0/0
Fulton, Zach	P	LG	LG	LG													4/3		0/0
Gaines, Phillip	RCB	RCB	RCB	*													3/3		0/0
Hali, Tamba	P	P	P	P													4/0		0/0
Hammond Jr., Frankie	PS	PS	PS	PS													0/0		0/0
Harris, Demetrius	P	TE	TE	TE													4/3		0/0
Harris, Vernon	*I	*I	*I	*I													0/0		0/0
Hill, Tyreek	P	P	P	P													4/0		0/0
Houston, Justin	PUP	PUP	PUP	PIUP													0/0		0/0
Howard, Jaye	LDE	P	P	LDE													4/2		0/0
Johnson, Derrick	LILB	LILB	LILB	LILB													4/4		0/0
Jones, Chris	P	P	P	P													4/0		0/0
Jones, Seantavius	PS	PS	PS	PS													0/0		0/0
Kelce, Travis	TE	TE	TE	TE													4/4		0/0
King, David	PS	PS	PS	PS													0/0		0/0
Maclin, Jeremy	WR	WR	WR	WR													4/4		0/0
March-Lillard, Justin	RILB	RILB	RILB	RILB													4/4		0/0
Mauga, Josh	IR	IR	IR	IR													0/0		0/0
Millard, Trey	*I	*I	*I	*I													0/0		0/0
Mitchell, Terrance	PS	PS	PS	PS													0/0		0/0
Morse, Mitch	C	C	C	C													4/4		0/0
Moses, Dezman	--	P	P	P													3/0		0/0
Munyer, Daniel	--	--	--	--													0/0		0/0
Murray, Eric	P	P	P	P													4/0		0/0
Nelson, Steven	P	CB	CB	RCB													4/3		0/0
Nicolas, Dadi	P	X	P	P													3/0		0/0
Nunez-Roches, Rakeem	*	--	PS	PS													0/0		0/0
Okine, Earl	PS	PS	PS	PS													0/0		0/0
O'Shaughnessy, James	P	P	P	P													4/0		0/0
Parker, Ron	FS	FS	FS	FS													4/4		0/0
Peters, Marcus	LCB	LCB	LCB	LCB													4/4		0/0
Poe, Dontari	NT	NT	NT	NT													4/4		0/0
Pughsley, Jarrod	PS	PS	PS	PS													0/0		0/0
Reaves, Darrin	PS	PS	PS	PS													0/0		0/0
Reid, Jah	X	RG	*	*													1/1		0/0
Robinson, Demarcus	P	P	P	P													4/0		0/0
Russell, KeiVarae	*	--	--	--													0/0		0/0
Santos, Cairo	P	P	P	P													4/0		0/0
Schwartz, Mitchell	RT	RT	RT	RT													4/4		0/0
Sherman, Anthony	P	P	P	P													4/0		0/0
Smith, Alex	QB	QB	QB	QB													4/4		0/0
Smith, Terrance	PS	PS	PS	PS													0/0		0/0
Sorensen, Daniel	P	P	P	P													4/0		0/0
Thomas, De'Anthony	*	*	*	*													0/0		0/0
Travis, Ross	P	TE	TE	P													4/2		0/0
Ware, Spencer	RB	RB	RB	RB													4/4		0/0
West, Charcandrick	P	P	P	*													3/0		0/0
White, D.J.	P	P	P	P													4/0		0/0
Williams, Nick	P	P	P	P													4/0		0/0
Wilson, Albert	WR	P	P	P													4/1		0/0
Wilson, Ramik	PS	PS	PS	PS													0/0		0/0
Winchester, James	P	P	P	P													4/0		0/0
Witzmann, Bryan	*	P	P	X													2/0		0/0
Zombo, Frank	ROLB	ROLB	ROLB	ROLB													4/4		0/0
Key:	Starters indicated by position				UNS - Unsigned				S - SUS - Team Suspension										
	P - Played				IR - Reserve/Injured				NFL - League Suspension										
	I - Injured/Did Not Play				PS - Practice Squad				I - NFI - Reserve/Non-Football Injury										
	* - On Inactive List				-- Not On Roster				* - PSI - Practice Squad Injured										
	X - Did Not Play (Non-Injury)				PUP - Reserve/Physically-Unable-To-Play				* - # - Roster Exemption										
	*I - Injured/On Inactive List																		

2016 KANSAS CITY CHIEFS GAME-BY-GAME STARTERS

OFFENSE

[illegible]

DEFENSE

[illegible]

2016 KANSAS CITY CHIEFS CAPTAINS			
Date	Opponent		
9/11	SAN DIEGO	Eric Berry Dustin Colquitt	Alex Smith [REDACTED]
9/18	@ Houston	Knile Davis Derrick Johnson	Jeremy Maclin [REDACTED]
9/25	NEW YORK JETS	Dontari Poe Anthony Sherman	Spencer Ware [REDACTED]
10/2	@ Pittsburgh	Eric Fisher Tamba Hali	Demetrius Harris [REDACTED]
10/16	@ Oakland		
10/23	NEW ORLEANS		
10/30	@ Indianapolis		
11/6	JACKSONVILLE		
11/13	@ Carolina		
11/20	TAMPA BAY		
11/27	@ Denver		
12/4	@ Atlanta		
12/8	OAKLAND		
12/18	TENNESSEE		
12/25	DENVER		
1/1	@ San Diego		

2016 KANSAS CITY CHIEFS INACTIVES			
Date	Opponent	Players	
9/11	SAN DIEGO	Kenneth Acker Tyler Bray Jamaal Charles Rakeem Nunez-Rooches	Kei'Varae Russell De'Anthony Thomas Bryan Witzmann
9/18	@ Houston	Kenneth Acker Sam Barrington Tyler Bray Jamaal Charles	Laurent Duvernay-Tardif Parker Ehinger De'Anthony Thomas
9/25	NEW YORK JETS	Kenneth Acker Sam Barrington Tyler Bray Jamaal Charles	Parker Ehinger Jah Reid De'Anthony Thomas
10/2	@ Pittsburgh	Sam Barrington Tyler Bray Jordan Devey Phillip Gaines	Jah Reid De'Anthony Thomas Charcandrick West
10/16	@ Oakland		
10/23	NEW ORLEANS		
10/30	@ Indianapolis		
11/6	JACKSONVILLE		
11/13	@ Carolina		
11/20	TAMPA BAY		
11/27	@ Denver		
12/4	@ Atlanta		
12/8	OAKLAND		
12/18	TENNESSEE		
12/25	DENVER		
1/1	@ San Diego		

BIG PASS PLAYS (20+ YARDS)

BIG PASS PLAYS (20+ YARDS)					
DATE	OPPONENT	CHIEFS PLAYER	YDS.	OPP. PLAYER	YDS.
09/11	San Diego	Alex Smith -> Spencer Ware Alex Smith -> Travis Kelce Alex Smith -> Spencer Ware Alex Smith -> Jeremy Maclin Alex Smith -> Spencer Ware	28 20 45 22 20	Philip Rivers -> Tyrell Williams Philip Rivers -> Tyrell Williams Philip Rivers -> Hunter Henry	33 38 20
09/18	at Houston	Alex Smith -> Spencer Ware	34	Brock Osweiler -> Will Fuller Brock Osweiler -> DeAndre Hopkins Brock Osweiler -> Will Fuller Brock Osweiler -> DeAndre Hopkins	53 27 20 35
09/25	New York Jets	Alex Smith -> Chris Conley Alex Smith -> Travis Kelce	20 42	Ryan Fitzpatrick -> Robby Anderson Ryan Fitzpatrick -> Eric Decker	26 31
10/02	at Pittsburgh	Alex Smith -> Jeremy Maclin	20	Ben Roethlisberger -> Sammie Coates Ben Roethlisberger -> Darrius Heyward-Bey Ben Roethlisberger -> Antonio Brown Ben Roethlisberger -> David Johnson Ben Roethlisberger -> Markus Wheaton	47 31 38 26 30
10/16	at Oakland	--	--	--	--
10/23	New Orleans	--	--	--	--
10/30	at Indianapolis	--	--	--	--
11/06	Jacksonville	--	--	--	--
11/13	at Carolina	--	--	--	--
11/20	Tampa Bay	--	--	--	--
11/27	at Denver	--	--	--	--
12/04	at Atlanta	--	--	--	--
12/08	Oakland	--	--	--	--
12/18	Tennessee	--	--	--	--
12/25	Denver	--	--	--	--
01/01	at San Diego	--	--	--	--
TOTALS		9 - 251 (27.9), 0 TDS		14 - 455 (32.5), 4 TDS	

ADVANCES CHART

2016 Regular Season CHIEFS ADVANCES					
DATE	OPPONENT	RUSHES	COMPLETIONS	ADVANCES	OUTCOME
09/11	San Diego	19	34	53	W 33-27 OT
09/18	at Houston	19	20	39	L 19-12
09/25	New York Jets	27	25	52	W 24-3
10/02	at Pittsburgh	18	30	48	L 43-14
10/16	at Oakland	--	--	--	--
10/23	New Orleans	--	--	--	--
10/30	at Indianapolis	--	--	--	--
11/06	Jacksonville	--	--	--	--
11/13	at Carolina	--	--	--	--
11/20	Tampa Bay	--	--	--	--
11/27	at Denver	--	--	--	--
12/04	at Atlanta	--	--	--	--
12/08	Oakland	--	--	--	--
12/18	Tennessee	--	--	--	--
12/25	Denver	--	--	--	--
01/01	at San Diego	--	--	--	--
TOTALS		83	109	192	

2016 Regular Season OPPONENT ADVANCES					
DATE	OPPONENT	RUSHES	COMPLETIONS	ADVANCES	OUTCOME
09/11	San Diego	32	25	57	W 33-27 OT
09/18	at Houston	34	19	53	L 19-12
09/25	New York Jets	22	20	42	W 24-3
10/02	at Pittsburgh	26	22	48	L 43-14
10/16	at Oakland	--	--	--	--
10/23	New Orleans	--	--	--	--
10/30	at Indianapolis	--	--	--	--
11/06	Jacksonville	--	--	--	--
11/13	at Carolina	--	--	--	--
11/20	Tampa Bay	--	--	--	--
11/27	at Denver	--	--	--	--
12/04	at Atlanta	--	--	--	--
12/08	Oakland	--	--	--	--
12/18	Tennessee	--	--	--	--
12/25	Denver	--	--	--	--
01/01	at San Diego	--	--	--	--
TOTALS		114	86	200	

Chiefs Record When:	
Having 45 or more advances	2 - 1
Having 50 or more advances	2 - 0
Having less than 45 advances	0 - 1
Having less than 50 advances	0 - 2
	-
Allowing 45 or more advances	1 - 2
Allowing 50 or more advances	1 - 1
Allowing less than 45 advances	1 - 0
Allowing less than 50 advances	1 - 1

NOTE: Advances equal to all rushing attempts plus completions.

SCORING DRIVES

2016 Regular Season SCORING DRIVES								
DATE	OPPONENT	ACQUIRED	DRIVE START	PLAYS	YARDS	TIME	FIRST DOWNS	SCORING PLAY
09/11	San Diego	Kickoff	KC 25	7	46	3:09	2	C. Santos: 47-yard FG
		Kickoff	KC 25	7	75	3:15	3	T. Hill: 9-yard pass from A. Smith
		Missed FG	KC 44	7	56	2:02	4	J. Maclin: 19-yard pass from A. Smith
		Punt	KC 23	12	62	3:40	3	C. Santos: 33-yard FG
		Punt	SD 42	4	42	0:46	4	S. Ware: 5-yard run
		Kickoff	KC 30	10	70	5:07	5	A. Smith: 2-yard run
09/18	at Houston	Punt	HOU 34	4	-2	1:17	0	C. Santos: 54-yard FG
		Interception	KC 49	5	26	2:50	1	C. Santos: 43-yard FG
		Kickoff	KC 31	8	52	2:00	2	C. Santos: 35-yard FG
		Kickoff	KC 12	10	76	2:07	5	C. Santos: 30-yard FG
09/25	New York Jets	Interception	NYJ 35	4	35	2:11	3	T. Kelce: 12-yard pass from A. Smith
		Fumble	KC 47	14	44	6:59	4	C. Santos: 27-yard FG
10/02	at Pittsburgh	Punt	PIT 47	7	47	2:17	3	T. Hill: 9-yard pass from A. Smith
		Punt	KC 38	7	62	3:41	3	T. Kelce: 3-yard pass from A. Smith
10/16	at Oakland	--	--	--	--	--	--	--
10/23	New Orleans	--	--	--	--	--	--	--
10/30	at Indianapolis	--	--	--	--	--	--	--
11/06	Jacksonville	--	--	--	--	--	--	--
11/13	at Carolina	--	--	--	--	--	--	--
11/20	Tampa Bay	--	--	--	--	--	--	--
11/27	at Denver	--	--	--	--	--	--	--
12/04	at Atlanta	--	--	--	--	--	--	--
12/08	Oakland	--	--	--	--	--	--	--
12/18	Tennessee	--	--	--	--	--	--	--
12/25	Denver	--	--	--	--	--	--	--
01/01	at San Diego	--	--	--	--	--	--	--
	AVG			7.6	49.4	2:57	3.0	
	TOTALS			106	691	41:21	42	

OPPONENTS SCORING DRIVES

2016 Regular Season SCORING DRIVES								
DATE	OPPONENT	ACQUIRED	DRIVE START	PLAYS	YARDS	TIME	FIRST DOWNS	SCORING PLAY
09/11	San Diego	Kickoff Punt Punt Punt Kickoff	SD 25 SD 20 KC 38 KC 45 SD 25	6 13 6 9 9	75 80 38 34 65	3:24 6:51 3:32 4:00 4:23	5 6 3 3 3	M. Gordon: 1-yard run M. Gordon: 6-yard run D. Woodhead: 4-yard pass from P. Rivers J. Lambo: 29-yard FG J. Lambo: 28-yard FG
09/18	at Houston	Fumble Punt Fumble Kickoff Kickoff	KC 27 HOU 17 KC 14 HOU 40 HOU 25	1 14 4 11 11	27 69 8 47 49	0:07 6:43 0:19 5:22 4:38	1 4 0 3 3	D. Hopkins: 27-yard pass from B. Osweiler N. Novak: 32-yard FG N. Novak: 24-yard FG N. Novak: 31-yard FG N. Novak: 43-yard FG
09/25	New York Jets	Kickoff	NYJ 44	9	46	3:56	2	N. Folk: 28-yard FG
10/02	at Pittsburgh	Fumble Interception Punt Punt Kickoff Kickoff	KC 32 KC 4 KC 40 PIT 20 PIT 25 PIT 25	3 1 2 10 6 8	32 4 40 80 75 75	1:23 0:04 0:47 3:44 3:41 3:49	1 1 1 5 3 3	D. Heyward-Bey: 31-yard pass from B. Roethlisberger A. Brown: 4-yard pass from B. Roethlisberger A. Brown: 38-yard pass from B. Roethlisberger J. James: 9-yard pass from B. Roethlisberger M. Wheaton: 30-yard pass from B. Roethlisberger D. Williams: 2-yard run
10/16	at Oakland	--	--	--	--	--	--	--
10/23	New Orleans	--	--	--	--	--	--	--
10/30	at Indianapolis	--	--	--	--	--	--	--
11/06	Jacksonville	--	--	--	--	--	--	--
11/13	at Carolina	--	--	--	--	--	--	--
11/20	Tampa Bay	--	--	--	--	--	--	--
11/27	at Denver	--	--	--	--	--	--	--
12/04	at Atlanta	--	--	--	--	--	--	--
12/08	Oakland	--	--	--	--	--	--	--
12/18	Tennessee	--	--	--	--	--	--	--
12/25	Denver	--	--	--	--	--	--	--
01/01	at San Diego	--	--	--	--	--	--	--
	AVG			7.2	49.6	3:20	2.8	
	TOTALS			123	844	56:43	47	

THE LAST TIME

KICKOFF RETURNED FOR A TOUCHDOWN

KC	10/26/2014	St. Louis	Knile Davis	99 yards	4-G.Zuerlein kicks 64 yards from SL 35 to KC 1. 34-K.Davis for 99 yards, TOUCHDOWN.
Opp.	11/7/2010	at Oakland	Jacoby Ford	94 yards	6-R.Succop kicks 64 yards from KC 30 to OAK 6. 12-J.Ford for 94 yards, TOUCHDOWN. PENALTY on OAK-54-S.Williams, Unsportsmanlike Conduct, 15 yards, enforced between downs.

PUNT RETURNED FOR A TOUCHDOWN

KC	12/14/2014	Oakland	De'Anthony Thomas	81 yards	(2:55) 7-M.King punts 57 yards to KC 19, Center-59-J.Condo. 13-D.Thomas for 81 yards, TOUCHDOWN.
Opp.	12/9/2012	at Cleveland	Travis Benjamin	93 yards	(15:00) (Punt formation) 2-D.Colquitt punts 41 yards to CLV 7, Center-43-T.Gafford. 80-T.Benjamin for 93 yards, TOUCHDOWN. Longest Punt Return in Cleveland Franchise History

INTERCEPTED PASS RETURNED FOR A TOUCHDOWN

KC	9/25/2016	New York Jets	Derrick Johnson	55 yards	(3:44) (No Huddle, Shotgun) 14-R.Fitzpatrick pass short right intended for 22-M.Forte INTERCEPTED by 56-D.Johnson at KC 45. 56-D.Johnson for 55 yards, TOUCHDOWN.
Opp.	1/3/2015	vs. Oakland	David Amerson	24 yards	(3:34) 11-A.Smith pass short right intended for 12-A.Wilson INTERCEPTED by 29-D.Amerson at KC 24. 29-D.Amerson for 24 yards, TOUCHDOWN. PENALTY on OAK-29-D.Amerson, Taunting, 15 yards, enforced between downs.

FUMBLE RETURNED FOR A TOUCHDOWN

KC	9/25/2016	New York Jets	Demetrius Harris	27 yards	5-C.Santos kicks 61 yards from KC 35 to NYJ 4. 89-J.Marshall to NYJ 23 for 19 yards (42-A.Sherman). FUMBLES (42-A.Sherman), RECOVERED by KC-84-D.Harris at NYJ 27. 84-D.Harris for 27 yards, TOUCHDOWN.
Opp.	9/17/2015	vs. Denver	Bradley Roby	21 yards	(:35) (Shotgun) 25-J.Charles up the middle to KC 21 for 1 yard (54-B.Marshall). FUMBLES (54-B.Marshall), RECOVERED by DEN-29-B.Roby at KC 21. 29-B.Roby for 21 yards, TOUCHDOWN. The Replay Official reviewed the fumble ruling, and the play was Upheld. The ruling on the field was confirmed.

BLOCKED FIELD GOAL RETURNED FOR A TOUCHDOWN

KC	12/6/1987	at Cincinnati	Kevin Ross	28 yards	
Opp.	* Never Has Happened *				

BLOCKED PUNT RETURNED FOR A TOUCHDOWN

KC	9/13/2009	at Baltimore	(10:09) (Punt formation) 4-S.Koch punt is BLOCKED by 47-J.McGraw, Center-70-M.Katula, RECOVERED by KC-47-J.McGraw at BLT 0. TOUCHDOWN.		
Opp.	11/28/2010	at Seattle	(:39) 2-D.Colquitt punt is BLOCKED by 39-K.Cox, Center-43-T.Gafford, RECOVERED by SEA-29-E.Thomas at KC 10. 29-E.Thomas for 10 yards, TOUCHDOWN.		

MADE FIELD GOAL OF 50 YARDS OR LONGER

KC	9/18/2016	at Houston	Cairo Santos	54 yards	(15:00) 5-C.Santos 54 yard field goal is GOOD, Center-41-J.Winchester, Holder-2-D.Colquitt.
Opp.	11/22/2015	at San Diego	Josh Lambo	52 yards	(12:15) 2-J.Lambo 52 yard field goal is GOOD, Center-47-M.Windt, Holder-5-M.Scifres.

SAFETY SCORED

KC	1/3/2015	Oakland	(9:05) 7-M.King punt is BLOCKED by 57-D.Alexander, Center-47-T.Gafford, ball out of bounds in End Zone, SAFETY.		
Opp.	9/8/2013	at Jacksonville	(12:32) 2-D.Colquitt punt is BLOCKED by 52-J.Thomas, Center-43-T.Gafford, ball out of bounds in End Zone, SAFETY.		

200 YARDS RUSHING

KC	12/23/2012	Indianapolis	Jamaal Charles	226 yards	
-----------	------------	--------------	----------------	-----------	--

Opp.	12/20/2009	vs. Cleveland	Jerome Harrison	286 yards
-------------	------------	---------------	-----------------	-----------

100 YARDS RUSHING

KC	11/29/2015	Buffalo	Spencer Ware	114 yards
Opp.	10/2/2016	at Pittsburgh	Le'Veon Bell	144 yards

100-YARD RUSHER AND 300-YARD PASSER

KC	12/20/2009	Cleveland	Jamaal Charles Matt Cassel	154 yards 331 yards
Opp.	10/2/2016	at Pittsburgh	Le'Veon Bell Ben Roethlisberger	144 yards 300 yards

100-YARD RECEIVER AND 300-YARD PASSER

KC	9/11/2016	San Diego	Spencer Ware Alex Smith	129 yards 363 yards
Opp.	9/28/2015	at Green Bay	James Jones Aaron Rodgers	139 yards 327 yards

TWO 100-YARD RECEIVERS

KC	12/3/2006	at Cleveland	Eddie Kennison Tony Gonzalez	117 yards 105 yards
Opp.	9/18/2016	at Houston	DeAndre Hopkins Will Fuller	113 yards 104 yards

100 YARDS RUSHING AND RECEIVING

KC	11/29/2015	Buffalo	Spencer Ware Jeremy Maclin	114 yards 160 yards
Opp.	10/25/2015	vs. Pittsburgh	Le'Veon Bell Antonio Brown	121 yards 124 yards

TWO 100-YARD RUSHERS

KC	12/23/2012	Indianapolis	Jamaal Charles Peyton Hillis	226 yards 101 yards
Opp.	10/19/2008	vs. Tennessee	Chris Johnson LenDale White	168 yards 149 yards

100-YARD RUSHER, 300-YARD PASSER, 100-YARD RECEIVER

KC	12/20/2009	Cleveland	Jamaal Charles Matt Cassel Chris Chambers	154 yards 331 yards 114 yards
Opp.	12/1/2013	vs. Denver	Montee Ball Peyton Manning Eric Decker	117 yards 403 yards 174 yards

500 YARDS PASSING

KC	11/4/2000	at Oakland	Elvis Grbac	504 yards
Opp.	12/6/1990	Houston Oilers	Warren Moon	527 yards

400 YARDS PASSING

KC	11/14/2010	at Denver	Matt Cassel	469 yards
Opp.	12/1/2013	vs. Denver	Peyton Manning	403 yards

300 YARDS PASSING

KC	9/11/2016	San Diego	Alex Smith	363 yards
Opp.	10/2/2016	at Pittsburgh	Ben Roethlisberger	300 yards

200 YARDS RECEIVING

KC	9/17/1990	at Denver	Stephon Paige	206 yards
Opp.	1/3/2009	at Denver	Jabar Gaffney	213 yards

100 YARDS RECEIVING

KC	9/11/2016	San Diego	Spencer Ware	129 yards
Opp.	9/18/2016	at Houston	DeAndre Hopkins	113 yards

SIX TOUCHDOWN PASSES

KC	11/1/1964	at Kansas City	Len Dawson	6 tds
Opp.	* Never Has Happened *			

FIVE TOUCHDOWN PASSES				
KC	12/15/2013	at Oakland	Alex Smith	5 tds
Opp.	10/2/2016	at Pittsburgh	Ben Roethlisberger	5 tds
FOUR TOUCHDOWN PASSES				
KC	10/9/2011	at Indianapolis	Matt Cassel	4 tds
Opp.	9/18/2011	at Detroit	Matthew Stafford	4 tds
THREE TOUCHDOWN PASSES				
KC	9/13/2015	at Houston	Alex Smith	3 tds
Opp.	11/29/2015	vs. Buffalo	Tyrod Taylor	3 tds
FOUR TOUCHDOWNS RECEPTIONS				
KC	12/15/2013	at Oakland	Jamaal Charles	4 tds
Opp.	12/1/2013	vs. Denver	Eric Decker	4 tds
THREE TOUCHDOWNS RECEPTIONS				
KC	11/28/2010	at Seattle	Dwayne Bowe	3 tds
Opp.	9/28/2015	at Green Bay	Randall Cobb	3 tds
TWO TOUCHDOWNS RECEPTIONS				
KC	12/6/2015	at Oakland	Jeremy Maclin	2 tds
Opp.	10/2/2016	at Pittsburgh	Antonio Brown	2 tds
FOUR TOUCHDOWNS RUSHING				
KC	10/24/2004	Atlanta	Derrick Blaylock	4 tds
Opp.	12/7/2003	at Denver	Clinton Portis	5 tds
THREE TOUCHDOWNS RUSHING				
KC	9/28/2015	at Green Bay	Jamaal Charles	3 tds
Opp.	10/4/2015	at Cincinnati	Jeremy Hill	3 tds
TWO TOUCHDOWNS RUSHING				
KC	11/22/2015	at San Diego	Spencer Ware	2 tds
Opp.	9/11/2016	vs. San Diego	Melvin Gordon	2 tds
FIVE FIELD GOALS				
KC	11/15/2015	at Denver	Cairo Santos	5 fg
Opp.	11/30/2014	vs. Denver	Connor Barth	5 fg
FOUR FIELD GOALS				
KC	9/18/2016	at Houston	Cairo Santos	4 fg
Opp.	9/18/2016	at Houston	Nick Novak	4 fg
THREE FIELD GOALS				
KC	11/29/2015	Buffalo	Cairo Santos	3 fg
Opp.	10/18/2015	at Minnesota	Blair Walsh	3 fg
FOUR OR MORE INTERCEPTION GAME				
KC	9/29/1985	at Kansas City	Derron Cherry	4 int
Opp.	10/7/2001	at Denver	Deltha O'Neal	4 int
THREE INTERCEPTION GAME				
KC	11/27/2005	New England	Greg Wesley	3 int
Opp.	10/1/1989	Bengals	David Fulcher	3 int
TWO INTERCEPTION GAME				
KC	9/25/2016	New York Jets	Marcus Peters	2 int
Opp.	9/7/2014	vs. Tennessee	Jason McCourty	2 int
FOUR SACK GAME				
KC	12/28/2014	San Diego	Justin Houston	4.00 sacks
Opp.	11/9/2003	vs. Cleveland	Andra Davis	4.00 sacks
THREE SACK GAME				
KC	12/13/2015	San Diego	Dee Ford	3.00 sacks

Opp.	10/2/2016	at Pittsburgh	Cameron Heyward	3.00 sacks
-------------	-----------	---------------	-----------------	------------

TWO SACK GAME

KC	12/6/2015	at Oakland	Frank Zombo	2.00 sacks
Opp.	12/20/2015	at Baltimore	Za'Darius Smith	2.00 sacks

BLOCKED FIELD GOAL

KC	10/11/2015	Chicago	Cairo Santos	27 yards	(8:49) 5-C.Santos 27 yard field goal is BLOCKED (92-P.McPhee), Center-41-J.Winchester, Holder-2-D.Colquitt, recovered by KC-42-A.Sherman at CHI 15. 42-A.Sherman to CHI 15 for no gain (90-J.Ratliff).
Opp.	12/27/2015	vs. Cleveland	Travis Coons	51 yards	(:02) 6-T.Coons 51 yard field goal is BLOCKED (49-D.Sorensen), Center-47-C.Hughlett, Holder-8-A.Lee.

BLOCKED PUNT

KC	9/8/2013	at Jacksonville	(12:32) 2-D.Colquitt punt is BLOCKED by 52-J.Thomas, Center-43-T.Gafford, ball out of bounds in End Zone, SAFETY.		
Opp.	1/3/2015	vs. Oakland	(9:05) 7-M.King punt is BLOCKED by 57-D.Alexander, Center-47-T.Gafford, ball out of bounds in End Zone, SAFETY.		

MISSED POINT AFTER TOUCHDOWN ATTEMPT

KC	12/6/2015	at Oakland	5-C.Santos extra point is No Good, Wide Right, Center-41-J.Winchester, Holder-2-D.Colquitt.		
Opp.	12/6/2015	at Oakland	11-S.Janikowski extra point is No Good, Hit Left Upright, Center-59-J.Condo, Holder-7-M.King.		

MADE TWO-POINT CONVERSION

KC	12/6/2015	at Oakland	(Pass formation) TWO-POINT CONVERSION ATTEMPT. 11-A.Smith pass to 87-T.Kelce is complete. ATTEMPT SUCCEEDS.		
Opp.	10/2/2016	at Pittsburgh	(Pass formation) TWO-POINT CONVERSION ATTEMPT. 7-B.Roethlisberger pass to 11-M.Wheaton is complete. ATTEMPT SUCCEEDS.		

FAILED TWO-POINT CONVERSION

KC	12/6/2015	at Oakland	(Kick formation) TWO-POINT CONVERSION ATTEMPT. 2-D.Colquitt pass to 42-A.Sherman is incomplete. ATTEMPT FAILS.		
Opp.	11/29/2015	vs. Buffalo	TWO-POINT CONVERSION ATTEMPT. 5-T.Taylor is sacked. ATTEMPT FAILS. Sack by F.Zombo.		

SUCCESSFUL ONSIDE KICK

KC	12/13/2015	San Diego	5-C.Santos kicks 12 yards from KC 35 to KC 47, impetus ends at SD 48. RECOVERED by KC-51-F.Zombo. Kickoff bounced off the leg of D.Butler.		
Opp.	12/14/2008	vs. San Diego	5-M.Scifres kicks onside 9 yards from SD 30 to SD 39, impetus ends at SD 40. RECOVERED by SD-81-K.Osgood.		

50 POINTS

KC	12/15/2013	at Oakland	Kansas City 56, Oakland 31		
Opp.	11/23/2008	vs. Buffalo	Buffalo 54, Kansas City 31		

40 POINTS

KC	11/1/2015	Detroit	Kansas City 45, Detroit 10		
Opp.	10/2/2016	at Pittsburgh	Pittsburgh 43, Kansas City 14		

SHUTOUT

KC	10/23/2011	at Oakland	Kansas City 28, Oakland 0		
Opp.	12/16/2012	at Oakland	Oakland 15, Kansas City 0		



CHIEFS

LAST GAME & OPPONENT GAMEBOOKS

THIS IS CHIEFS KINGDOM

National Football League Game Summary

NFL Copyright © 2016 by The National Football League. All rights reserved. This summary and play-by-play is for the express purpose of assisting media in their coverage of the game; any other use of this material is prohibited without the written permission of the National Football League. Updated: 10/6/2016

Date: Sunday, 10/2/2016 **Kansas City Chiefs at Pittsburgh Steelers** Start Time: 8:30 PM EDT
at Heinz Field, Pittsburgh

Game Day Weather

Game Weather: Rain Temp: 59° F (15.0° C) Humidity: 80%, Wind: From SW 6 mph
Played Outdoors on Turf: Grass Outdoor Weather: Rain, Wind Chill: 59

Officials

Referee: Torbert, Ronald (62) Umpire: King, Paul (121) Head Linesman: Howey, Jim (37)
Line Judge: Steinkerchner, Mark (84) Side Judge: Gautreaux, Greg (80) Field Judge: Santi, Aaron (50)
Back Judge: Yette, Greg (38) Replay Official: Spyksma, Bill ()

Lineups

Kansas City Chiefs				Pittsburgh Steelers			
Offense		Defense		Offense		Defense	
WR 19	J.Maclin	LDE 96	J.Howard	WR 84	A.Brown	LDE 97	C.Heyward
LT 72	E.Fisher	NT 92	D.Poe	LT 78	A.Villanueva	NT 79	J.Hargrave
LG 73	Z.Fulton	RDE 97	A.Bailey	LG 67	B.Finney	RDE 91	S.Tuitt
C 61	M.Morse	LOLB 55	D.Ford	C 53	M.Pouncey	LOLB 55	A.Moats
RG 76	L.Duvernay-Tardif	LILB 56	D.Johnson	RG 66	D.DeCastro	LILB 98	V.Williams
RT 71	M.Schwartz	RILB 59	J.March-Lillard	RT 77	M.Gilbert	RILB 94	L.Timmons
TE 87	T.Kelce	ROLB 51	F.Zombo	TE 81	J.James	ROLB 95	J.Jones
WR 17	C.Conley	LCB 22	M.Peters	TE 82	D.Johnson	LCB 22	W.Gay
RB 32	S.Ware	RCB 20	S.Nelson	RB 26	L.Bell	FS 23	M.Mitchell
QB 11	A.Smith	SS 29	E.Berry	WR 14	S.Coates	SS 37	J.Dangerfield
TE 84	D.Harris	FS 38	R.Parker	QB 7	B.Roethlisberger	RCB 31	R.Cockrell

Substitutions

P 2 D.Colquitt, K 5 C.Santos, WR 10 T.Hill, WR 12 A.Wilson, WR 14 D.Robinson, DB 21 E.Murray, DB 24 D.White, RB 25 J.Charles, DB 27 K.Acker, RB 34 K.Davis, LS 41 J.Winchester, FB 42 A.Sherman, DB 49 D.Sorensen, LB 52 D.Nicolas, LB 54 D.Moses, LB 57 D.Alexander, OL 79 P.Ehinger, TE 80 J.O'Shaughnessy, TE 88 R.Travis, OLB 91 T.Hali, DL 95 C.Jones, DE 98 N.Williams

Substitutions

QB 3 L.Jones, P 4 J.Berry, K 9 C.Boswell, WR 11 M.Wheaton, CB 24 J.Gilbert, CB 25 A.Burns, S 28 S.Davis, S 29 S.Thomas, RB 33 F.Toussaint, RB 34 D.Williams, LB 44 T.Matakevich, LB 51 S.Johnson, LB 54 L.Fort, LB 56 A.Chickillo, LS 60 G.Warren, OT 68 R.Harris, C/G 74 C.Hubbard, TE 85 X.Grimble, WR 88 D.Heyward-Bey, DE 90 R.Mathews, LB 92 J.Harrison, DT 93 D.McCullers, DE 96 L.Walton

Did Not Play

QB 4 N.Foles, T 70 B.Witzmann

Did Not Play

QB 18 Z.Mettenberger

Not Active

QB 9 T.Bray, WR 13 D.Thomas, DB 23 P.Gaines, RB 35 C.West, T 65 J.Devey, T 75 J.Reid, LB 94 S.Barrington

Not Active

WR 17 E.Rogers, S 21 R.Golden, CB 27 S.Golson, FB 45 R.Nix, LB 50 R.Shazier, C/G 72 C.Wallace, G 73 R.Foster

Field Goals (made () & missed)

C.Santos 49RU

		1	2	3	4	OT	Total
VISITOR:	Kansas City Chiefs	0	0	0	14	0	14
HOME:	Pittsburgh Steelers	22	7	7	7	0	43

Scoring Plays

Team	Qtr	Time	Play Description (Extra Point) (Drive Info)	Visitor	Home
Steelers	1	7:27	D.Heyward-Bey 31 yd. pass from B.Roethlisberger (B.Roethlisberger-M.Wheaton pass) (3-32, 1:23)	0	8
Steelers	1	5:10	A.Brown 4 yd. pass from B.Roethlisberger (C.Boswell kick) (1-4, 0:04)	0	15
Steelers	1	1:20	A.Brown 38 yd. pass from B.Roethlisberger (C.Boswell kick) (2-40, 0:47)	0	22
Steelers	2	0:44	J.James 9 yd. pass from B.Roethlisberger (C.Boswell kick) (10-80, 3:44)	0	29
Steelers	3	11:19	M.Wheaton 30 yd. pass from B.Roethlisberger (C.Boswell kick) (6-75, 3:41)	0	36
Chiefs	4	11:11	T.Hill 9 yd. pass from A.Smith (C.Santos kick) (7-47, 2:17)	7	36
Steelers	4	7:22	D.Williams 2 yd. run (C.Boswell kick) (8-75, 3:49)	7	43
Chiefs	4	0:04	T.Kelce 3 yd. pass from A.Smith (C.Santos kick) (7-62, 3:41)	14	43

Paid Attendance: 61,278

Time: 3:12

Kansas City Chiefs vs Pittsburgh Steelers
10/2/2016 at Heinz Field

Final Individual Statistics

Kansas City Chiefs									Pittsburgh Steelers																		
RUSHING						RUSHING						RUSHING															
	ATT	YDS	AVG	LG	TD							ATT	YDS	AVG	LG	TD											
S.Ware	13	82	6.3	46	0	L.Bell						18	144	8.0	44	0											
J.Charles	2	7	3.5	6	0	D.Williams						4	7	1.8	4	1											
A.Smith	1	2	2.0	2	0	L.Jones						2	0	0.0	0	0											
T.Hill	1	-2	-2.0	-2	0	S.Coates						1	-1	-1.0	-1	0											
K.Davis	1	-2	-2.0	-2	0	B.Roethlisberger						1	-1	-1.0	-1	0											
Total	18	87	4.8	46	0	Total						26	149	5.7	44	1											
PASSING									PASSING									PASSING									
	ATT	CMP	YDS	SK/YD	TD	LG	IN	RT		ATT	CMP	YDS	SK/YD	TD	LG	IN	RT		ATT	CMP	YDS	SK/YD	TD	LG	IN	RT	
A.Smith	50	30	287	4/17	2	20	1	81.0	B.Roethlisberger	27	22	300	2/13	5	47	0	152.5										
Total	50	30	287	4/17	2	20	1	81.0	Total	27	22	300	2/13	5	47	0	152.5										
PASS RECEIVING									PASS RECEIVING									PASS RECEIVING									
	TAR	REC	YDS	AVG	LG	TD				TAR	REC	YDS	AVG	LG	TD					TAR	REC	YDS	AVG	LG	TD		
C.Conley	7	6	70	11.7	17	0	S.Coates			8	6	79	13.2	47	0												
J.Maclin	8	5	78	15.6	20	0	L.Bell			6	5	34	6.8	17	0												
A.Wilson	8	5	52	10.4	17	0	A.Brown			5	4	64	16.0	38	2												
T.Hill	7	5	24	4.8	9	1	J.James			2	2	15	7.5	9	1												
T.Kelce	8	5	23	4.6	9	1	D.Heyward-Bey			1	1	31	31.0	31	1												
K.Davis	3	2	14	7.0	11	0	M.Wheaton			1	1	30	30.0	30	1												
S.Ware	5	1	14	14.0	14	0	D.Johnson			1	1	26	26.0	26	0												
D.Harris	1	1	12	12.0	12	0	X.Grimble			2	1	19	19.0	19	0												
J.Charles	1	0	0	0.0	0	0	D.Williams			1	1	2	2.0	2	0												
R.Travis	1	0	0	0.0	0	0																					
Total	49	30	287	9.6	20	2	Total			27	22	300	13.6	47	5												
INTERCEPTIONS									INTERCEPTIONS									INTERCEPTIONS									
	NO	YDS	AVG	LG	TD					NO	YDS	AVG	LG	TD						NO	YDS	AVG	LG	TD			
Total	0	0	0	0	0	J.Jones				1	20	20.0	20	0						1	20	20.0	20	0			
						Total				1	20	20.0	20	0													
PUNTING									PUNTING									PUNTING									
	NO	YDS	AVG	NET	TB	IN20	LG		NO	YDS	AVG	NET	TB	IN20	LG					NO	YDS	AVG	NET	TB	IN20	LG	
D.Colquitt	6	257	42.8	38.8	1	3	58	J.Berry	5	211	42.2	38.2	0	1	52					5	211	42.2	38.2	0	1	52	
Total	6	257	42.8	38.8	1	3	58	Total	5	211	42.2	38.2	0	1	52												
PUNT RETURNS									PUNT RETURNS									PUNT RETURNS									
	NO	YDS	AVG	FC	LG	TD			NO	YDS	AVG	FC	LG	TD						NO	YDS	AVG	FC	LG	TD		
T.Hill	2	20	10.0	0	14	0	A.Brown			1	4	4.0	2	4	0												
[OUT OF BOUNDS]	3	0	0.0	0	0	0	[DOWNED]			1	0	0.0	0	0	0												
							[OUT OF BOUNDS]			1	0	0.0	0	0	0												
							[TOUCHBACK]			1	0	0.0	0	0	0												
Total	2	20	10.0	0	14	0	Total			1	4	4.0	2	4	0												
KICKOFF RETURNS									KICKOFF RETURNS									KICKOFF RETURNS									
	NO	YDS	AVG	FC	LG	TD			NO	YDS	AVG	FC	LG	TD						NO	YDS	AVG	FC	LG	TD		
K.Davis	3	51	17.0	0	30	0	[TOUCHBACK]			3	0	0.0	0	0	0												
T.Hill	2	54	27.0	0	33	0																					
[TOUCHBACK]	2	0	0.0	0	0	0																					
Total	5	105	21.0	0	33	0	Total			0	0	0.0	0	0	0												

Kansas City Chiefs

FUMBLES	FUM	LOST	OWN-REC	YDS	TD	FORCED	OPP-REC	YDS	TD	OUT-BDS
A.Smith	2	0	2	0	0	0	0	0	0	0
S.Ware	1	1	0	0	0	0	0	0	0	0
Total	3	1	2	0	0	0	0	0	0	0

Pittsburgh Steelers

FUMBLES	FUM	LOST	OWN-REC	YDS	TD	FORCED	OPP-REC	YDS	TD	OUT-BDS
C.Hubbard	1	0	0	-7	0	0	0	0	0	0
L.Jones	0	0	1	0	0	0	0	0	0	0
S.Tuitt	0	0	0	0	0	2	0	0	0	0
R.Cockrell	0	0	0	0	0	0	1	0	0	0
Total	1	0	1	-7	0	2	1	0	0	0

Kansas City Chiefs vs Pittsburgh Steelers
10/2/2016 at Heinz Field

Final Team Statistics

	Visitor Chiefs	Home Steelers
TOTAL FIRST DOWNS	22	18
By Rushing	3	4
By Passing	17	13
By Penalty	2	1
THIRD DOWN EFFICIENCY	8-17-47%	6-11-55%
FOURTH DOWN EFFICIENCY	2-3-67%	0-0-0%
TOTAL NET YARDS	357	436
Total Offensive Plays (inc. times thrown passing)	72	55
Average gain per offensive play	5.0	7.9
NET YARDS RUSHING	87	149
Total Rushing Plays	18	26
Average gain per rushing play	4.8	5.7
Tackles for a loss-number and yards	2-4	2-2
NET YARDS PASSING	270	287
Times thrown - yards lost attempting to pass	4-17	2-13
Gross yards passing	287	300
PASS ATTEMPTS-COMPLETIONS-HAD INTERCEPTED	50-30-1	27-22-0
Avg gain per pass play (inc.# thrown passing)	5.0	9.9
KICKOFFS Number-In End Zone-Touchbacks	3-3-3	7-6-2
PUNTS Number and Average	6-42.8	5-42.2
Had Blocked	0	0
FGs - PATs Had Blocked	0-0	0-0
Net Punting Average	38.8	38.2
TOTAL RETURN YARDAGE (Not Including Kickoffs)	20	24
No. and Yards Punt Returns	2-20	1-4
No. and Yards Kickoff Returns	5-105	0-0
No. and Yards Interception Returns	0-0	1-20
PENALTIES Number and Yards	7-40	9-68
FUMBLES Number and Lost	3-1	1-0
TOUCHDOWNS	2	6
Rushing	0	1
Passing	2	5
EXTRA POINTS Made-Attempts	2-2	6-6
Kicking Made-Attempts	2-2	5-5
Passing Made-Attempts	0-0	1-1
FIELD GOALS Made-Attempts	0-1	0-0
RED ZONE EFFICIENCY	2-3-67%	3-3-100%
GOAL TO GO EFFICIENCY	1-2-50%	2-2-100%
SAFETIES	0	0
FINAL SCORE	14	43
TIME OF POSSESSION	30:36	29:24

Kansas City Chiefs vs Pittsburgh Steelers
10/2/2016 at Heinz Field

Ball Possession And Drive Chart

Kansas City Chiefs

#	Time Recd	Time Lost	Time Poss	How Ball Obtained	Drive Began	# Play	Yds Gain	Yds Pen	Net Yds	1st Down	Last Scrm	How Given Up
1	15:00	12:28	2:32	Kickoff	KC 22	5	27	5	32	2	PIT 46	Punt
2	8:55	8:50	0:05	Punt	KC 24	1	3	0	3	0	KC 24	Fumble
3	7:27	5:14	2:13	Kickoff	KC 12	4	14	0	14	1	KC 26	Interception
4	5:10	2:07	3:03	Kickoff	KC 2	5	20	-5	15	1	KC 17	Punt
5	1:20	0:21	0:59	Kickoff	KC 28	3	2	0	2	0	KC 30	Punt
6	11:00	4:28	6:32	Punt	KC 18	11	38	0	38	3	PIT 44	Punt
7	0:44	0:04	0:40	Kickoff	KC 25	5	44	0	44	2	PIT 31	Missed FG
8	11:19	9:02	2:17	Kickoff	KC 25	4	20	0	20	2	KC 45	Punt
9	5:17	0:25	4:52	Punt	KC 17	18	85	-5	80	5	* PIT 3	Downs
10	13:28	11:11	2:17	Punt	PIT 47	7	47	0	47	3	* PIT 9	Touchdown
11	7:22	5:57	1:25	Kickoff	KC 30	3	0	0	0	0	KC 30	Punt
12	3:45	0:04	3:41	Punt	KC 38	7	57	5	62	3	* PIT 3	Touchdown

(294) Average KC 24

Pittsburgh Steelers

#	Time Recd	Time Lost	Time Poss	How Ball Obtained	Drive Began	# Play	Yds Gain	Yds Pen	Net Yds	1st Down	Last Scrm	How Given Up
1	12:28	8:55	3:33	Punt	PIT 5	6	50	-5	45	2	KC 50	Punt
2	8:50	7:27	1:23	Fumble	KC 32	3	32	0	32	1	KC 31	Touchdown
3	5:14	5:10	0:04	Interception	KC 4	1	4	0	4	1	* KC 4	Touchdown
4	2:07	1:20	0:47	Punt	KC 40	2	40	0	40	1	KC 38	Touchdown
5	0:21	11:00	4:21	Punt	PIT 8	6	33	-15	18	1	PIT 26	Punt
6	4:28	0:44	3:44	Punt	PIT 20	10	80	0	80	5	* KC 9	Touchdown
7	0:04	0:00	0:04	Missed FG	PIT 39	1	-1	0	-1	0	PIT 39	End of Half
8	15:00	11:19	3:41	Kickoff	PIT 25	6	75	0	75	3	KC 30	Touchdown
9	9:02	5:17	3:45	Punt	PIT 8	5	36	-5	31	1	PIT 39	Punt
10	0:25	13:28	1:57	Downs	PIT 3	3	6	0	6	0	PIT 9	Punt
11	11:11	7:22	3:49	Kickoff	PIT 25	8	75	0	75	3	* KC 2	Touchdown
12	5:57	3:45	2:12	Punt	PIT 26	3	-1	0	-1	0	PIT 25	Punt
13	0:04	0:00	0:04	Kickoff	PIT 25	1	0	0	0	0	PIT 25	End of Game

(408) Average PIT 31

* inside opponent's 20

Time of Possession by Quarter

Visitor	Home	1st	2nd	3rd	4th	OT	Total
Kansas City Chiefs	Pittsburgh Steelers	8:52	7:12	7:09	7:23		30:36
		6:08	7:48	7:51	7:37		29:24

Kickoff Drive No.-Start Average

Chiefs: 7 - KC 21 Steelers: 3 - PIT 25

10/2/2016 at Heinz Field

Kansas City Chiefs	Regular Defensive Plays												Special Teams					Misc			
	TKL	AST	COMB	SK	/ YDS	TFL	Q	IN	PD	FF	FR	TKL	AST	FF	FR	BL	TKL	AST	FF	FR	
J.Howard	3	3	6	1	8	1	1	0	0	0	0	0	0	0	0	0	0	0	0	0	
D.Ford	2	4	6	0.5	2.5	0	1	0	0	0	0	0	0	0	0	0	0	0	0	0	
D.Johnson	4	1	5	0	0	0	0	0	0	0	0	0	0	0	0	0	0	0	0	0	
D.Sorensen	4	1	5	0	0	1	0	0	0	0	0	0	0	0	0	0	0	0	0	0	
J.March-Lillard	3	2	5	0	0	0	0	0	0	0	0	0	0	0	0	0	0	0	0	0	
M.Peters	3	1	4	0	0	0	0	0	1	0	0	0	0	0	0	0	0	0	0	0	
F.Zombo	3	1	4	0	0	1	0	0	0	0	0	0	0	0	0	0	0	0	0	0	
E.Berry	3	0	3	0	0	0	0	0	0	0	0	0	0	0	0	0	0	0	0	0	
T.Hali	2	1	3	0	0	0	0	0	0	0	0	0	0	0	0	0	0	0	0	0	
S.Nelson	2	0	2	0	0	0	0	0	0	0	0	0	0	0	0	0	0	0	0	0	
N.Williams	2	0	2	0	0	0	0	0	0	0	0	0	0	0	0	0	0	0	0	0	
A.Bailey	1	1	2	0	0	0	0	0	0	0	0	0	0	0	0	0	0	0	0	0	
R.Parker	1	1	2	0	0	0	0	0	0	0	0	0	0	0	0	0	0	0	0	0	
C.Jones	0	2	2	0	0	0	0	0	0	0	0	0	0	0	0	0	0	0	0	0	
D.White	1	0	1	0	0	0	0	0	0	0	0	0	0	0	0	0	0	0	0	0	
D.Poe	0	1	1	0.5	2.5	0	1	0	0	0	0	0	0	0	0	0	0	0	0	0	
E.Murray	0	0	0	0	0	0	0	0	0	0	0	0	1	0	0	0	0	0	0	0	
A.Wilson	0	0	0	0	0	0	0	0	0	0	0	0	0	0	0	0	1	0	0	0	
A.Smith	0	0	0	0	0	0	0	0	0	0	0	0	0	0	0	0	1	0	0	2	
Total	34	19	53	2	13	3	3	0	1	0	0	0	1	0	0	0	0	2	0	0	2

Pittsburgh Steelers	Regular Defensive Plays												Special Teams					Misc			
	TKL	AST	COMB	SK	/ YDS	TFL	QH	IN	PD	FF	FR	TKL	AST	FF	FR	BL	TKL	AST	FF	FR	
V.Williams	13	2	15	1	1	2	1	0	0	0	0	1	0	0	0	0	0	0	0	0	
L.Timmons	3	5	8	0	0	1	0	0	0	0	0	0	0	0	0	0	0	0	0	0	
C.Heyward	7	0	7	3	16	3	3	0	2	0	0	0	0	0	0	0	0	0	0	0	
M.Mitchell	5	1	6	0	0	0	0	0	0	0	0	0	0	0	0	0	0	0	0	0	
W.Gay	4	1	5	0	0	1	0	0	0	0	0	0	0	0	0	0	0	0	0	0	
J.Dangerfield	3	2	5	0	0	0	0	0	0	0	0	0	0	0	0	0	0	0	0	0	
R.Cockrell	4	0	4	0	0	0	0	0	0	0	1	0	0	0	0	0	0	0	0	0	
A.Burns	2	1	3	0	0	0	0	0	2	0	0	1	0	0	0	0	0	0	0	0	
J.Jones	2	1	3	0	0	0	0	1	1	0	0	0	0	0	0	0	0	0	0	0	
J.Harrison	2	0	2	0	0	0	1	0	0	0	0	0	0	0	0	0	0	0	0	0	
S.Tuitt	2	0	2	0	0	0	0	0	1	2	0	0	0	0	0	0	0	0	0	0	
A.Moats	0	2	2	0	0	0	1	0	0	0	0	0	0	0	0	0	0	0	0	0	
J.Hargrave	0	2	2	0	0	0	0	0	0	0	0	0	0	0	0	0	0	0	0	0	
D.McCullers	0	1	1	0	0	0	0	0	0	0	0	0	0	0	0	0	0	0	0	0	
S.Thomas	0	0	0	0	0	0	0	0	0	0	0	2	0	0	0	0	0	0	0	0	
S.Johnson	0	0	0	0	0	0	0	0	0	0	0	1	0	0	0	0	0	0	0	0	
D.Heyward-Bey	0	0	0	0	0	0	0	0	0	0	0	1	0	0	0	0	0	0	0	0	
A.Chickillo	0	0	0	0	0	0	0	0	0	0	0	0	1	0	0	0	0	0	0	0	
L.Jones	0	0	0	0	0	0	0	0	0	0	0	0	0	0	0	0	0	0	0	1	
Total	47	18	65	4	17	7	6	1	6	2	1	6	1	0	0	0	0	0	0	1	

First Half Summary

TIME OF POSSESSION

Chiefs	16:04
Steelers	13:56

Team	Qtr	Time	Play Description (Extra Point) (Drive Info)	Visitor	Home
Steelers	1	7:27	D.Heyward-Bey 31 yd. pass from B.Roethlisberger (B.Roethlisberger-M.Wheaton pass) (3-32, 1:23)	0	8
Steelers	1	5:10	A.Brown 4 yd. pass from B.Roethlisberger (C.Boswell kick) (1-4, 0:04)	0	15
Steelers	1	1:20	A.Brown 38 yd. pass from B.Roethlisberger (C.Boswell kick) (2-40, 0:47)	0	22
Steelers	2	0:44	J.James 9 yd. pass from B.Roethlisberger (C.Boswell kick) (10-80, 3:44)	0	29

	Kansas City Chiefs	Pittsburgh Steelers
TOTAL FIRST DOWNS	9	11
First Downs Rushing-Passing-by Penalty	1 - 8 - 0	1 - 9 - 1
THIRD DOWN EFFICIENCY	4-8-50%	3-5-60%
TOTAL NET YARDS	148	238
Total Offensive Plays	33	29
NET YARDS RUSHING	23	41
NET YARDS PASSING	125	197
Gross Yards Passing	131	210
Times thrown-yards lost attempting to pass	2-6	2-13
Pass Attempts-Completions-Had Intercepted	21 - 13 - 1	17 - 14 - 0
Punts-Number and Average	4 - 41.5	2 - 46
Penalties-Number and Yards	4 - 25	6 - 53
Fumbles-Number and Lost	1 - 1	0 - 0
Red Zone Efficiency	0-0-0%	2-2-100%
Average Drive Start	KC 19	PIT 42

Kansas City Chiefs									Pittsburgh Steelers																		
RUSHING						ATT	YDS	AVG	LG	TD	RUSHING						ATT	YDS	AVG	LG	TD						
S.Ware						6	19	3.2	5	0	L.Bell						6	39	6.5	14	0						
J.Charles						1	6	6.0	6	0	D.Williams						2	4	2.0	4	0						
A.Smith						1	2	2.0	2	0	S.Coates						1	-1	-1.0	-1	0						
K.Davis						1	-2	-2.0	-2	0	B.Roethlisberger						1	-1	-1.0	-1	0						
T.Hill						1	-2	-2.0	-2	0																	
Total						10	23	2.3	6	0	Total						10	41	4.1	14	0						
PASSING						ATT	CMP	YDS	SK/YD	TD	LG	IN	RT	PASSING						ATT	CMP	YDS	SK/YD	TD	LG	IN	RT
A.Smith						21	13	131	2/6	0	20	1	59.8	B.Roethlisberger						17	14	210	2/13	4	47	0	157.7
Total						21	13	131	2/6	0	20	1	59.8	Total						17	14	210	2/13	4	47	0	157.7
PASS RECEIVING						TAR	REC	YDS	AVG	LG	TD	PASS RECEIVING						TAR	REC	YDS	AVG	LG	TD				
J.Maclin						4	3	51	17.0	20	0	A.Brown						5	4	64	16.0	38	2				
C.Conley						3	3	38	12.7	17	0	S.Coates						4	3	59	19.7	47	0				
T.Hill						3	3	8	2.7	6	0	L.Bell						4	3	15	5.0	8	0				
T.Kelce						2	2	7	3.5	8	0	J.James						2	2	15	7.5	9	1				
A.Wilson						3	1	15	15.0	15	0	D.Heyward-Bey						1	1	31	31.0	31	1				
D.Harris						1	1	12	12.0	12	0	D.Johnson						1	1	26	26.0	26	0				
S.Ware						3	0	0	0.0	0	0																
J.Charles						1	0	0	0.0	0	0																
Total						20	13	131	10.1	20	0	Total						17	14	210	15.0	47	4				

[illegible]

10/2/2016 at Heinz Field

Pittsburgh Steelers	Regular Defensive Plays												Special Teams					Misc			
	TKL	AST	COMB	SK	/	YDS	TFL	QH	IN	PD	FF	FR	TKL	AST	FF	FR	BL	TKL	AST	FF	FR
V.Williams	8	2	10	1		1	2	1	0	0	0	0	1	0	0	0	0	0	0	0	0
J.Jones	2	1	3	0		0	0	0	1	1	0	0	0	0	0	0	0	0	0	0	0
L.Timmons	2	1	3	0		0	1	0	0	0	0	0	0	0	0	0	0	0	0	0	0
R.Cockrell	2	0	2	0		0	0	0	0	0	0	1	0	0	0	0	0	0	0	0	0
Total	14	4	18	1		1	3	1	1	1	0	1	1	0	0	0	0	0	0	0	0

Play By Play

First Quarter

10/2/2016

PIT wins the coin toss and elects to defer. KC elects to Receive, and PIT elects to defend the south goal.

C.Boswell kicks 73 yards from PIT 35 to KC -8. K.Davis to KC 22 for 30 yards (A.Burns, A.Chickillo).

Kansas City Chiefs at 15:00, (1st play from scrimmage 14:56)

1-10-KC 22	(14:56) (Shotgun) A.Smith pass short middle to J.Maclin to KC 37 for 15 yards (M.Mitchell).	P1
<u>1-10-KC 37</u>	(14:18) (Shotgun) A.Smith pass short right to C.Conley to PIT 46 for 17 yards (M.Mitchell).	P2
<u>1-10-PIT 46</u>	(13:38) (Shotgun) A.Smith pass incomplete short left to J.Charles. Coverage by 22-Gay, Pressure by 91-Tuitt.	
2-10-PIT 46	(13:34) (Shotgun) A.Smith sacked at KC 49 for -5 yards (C.Heyward).	
3-15-KC 49	(12:50) (Shotgun) A.Smith pass incomplete deep middle to C.Conley [S.Tuitt]. <i>PENALTY on PIT-C.Heyward, Defensive Offside, 5 yards, enforced at KC 49 - No Play.</i>	
3-10-PIT 46	(12:45) (Shotgun) A.Smith pass incomplete short right. Pressure by 91-Tuitt.	
4-10-PIT 46	(12:40) (Punt formation) D.Colquitt punts 41 yards to PIT 5, Center-J.Winchester, downed by KC-T.Hill.	

Pittsburgh Steelers at 12:28

1-10-PIT 5	(12:28) B.Roethlisberger pass deep right to S.Coates to KC 48 for 47 yards (M.Peters).	P1
<u>1-10-KC 48</u>	(11:39) (Shotgun) B.Roethlisberger pass incomplete short middle to A.Brown. Coverage 20- Nelson.	
2-10-KC 48	(11:36) (Shotgun) B.Roethlisberger pass short right to L.Bell to KC 40 for 8 yards (D.Johnson).	
3-2-KC 40	(10:58) (Shotgun) B.Roethlisberger pass incomplete deep right to A.Brown. Coverage by 22-Peters. <i>PENALTY on KC-D.Ford, Defensive Offside, 5 yards, enforced at KC 40 - No Play.</i>	X2
<u>1-10-KC 35</u>	(10:52) R.Harris reported in as eligible. D.Williams right tackle to KC 26 for 9 yards (J.March-Lillard). <i>PENALTY on PIT-D.DeCastro, Offensive Holding, 10 yards, enforced at KC 35 - No Play.</i>	
1-20-KC 45	(10:30) R.Harris reported in as eligible. D.Williams right tackle to KC 45 for no gain (J.March-Lillard).	
2-20-KC 45	(9:47) (Shotgun) B.Roethlisberger pass incomplete short middle to L.Bell.	
3-20-KC 45	(9:42) (Shotgun) B.Roethlisberger sacked at KC 50 for -5 yards (sack split by D.Poe and D.Ford).	
4-25-KC 50	(9:06) (Punt formation) J.Berry punts 40 yards to KC 10, Center-G.Warren. T.Hill to KC 24 for 14 yards (V.Williams).	

Kansas City Chiefs at 8:55

1-10-KC 24	(8:55) S.Ware up the middle to KC 27 for 3 yards (S.Tuitt). FUMBLES (S.Tuitt), RECOVERED by PIT-R.Cockrell at KC 32. R.Cockrell to KC 32 for no gain (A.Wilson).	
------------	--	--

Pittsburgh Steelers at 8:50

1-10-KC 32	(8:50) (Shotgun) B.Roethlisberger pass short middle to L.Bell to KC 30 for 2 yards (J.Howard; D.Ford).	
2-8-KC 30	(8:13) (Shotgun) S.Coates left end pushed ob at KC 31 for -1 yards (F.Zombo). Reverse. First handoff to 26-Bell.	
3-9-KC 31	(7:34) (Shotgun) B.Roethlisberger pass deep left to D.Heyward-Bey for 31 yards, TOUCHDOWN. (Pass formation) TWO-POINT CONVERSION ATTEMPT. B.Roethlisberger pass to M.Wheaton is complete. ATTEMPT SUCCEEDS.	P3

KC 0 PIT 8, 3 plays, 32 yards, 1:23 drive, 7:33 elapsed
--

C.Boswell kicks 70 yards from PIT 35 to KC -5. K.Davis to KC 12 for 17 yards (S.Johnson).

Kansas City Chiefs at 7:27, (1st play from scrimmage 7:23)

1-10-KC 12	(7:23) S.Ware up the middle to KC 14 for 2 yards (V.Williams).	
2-8-KC 14	(6:49) (Shotgun) J.Charles up the middle to KC 20 for 6 yards (V.Williams).	
3-2-KC 20	(6:09) (Shotgun) A.Smith pass short left to T.Hill to KC 26 for 6 yards (A.Burns).	P3
<u>1-10-KC 26</u>	(5:23) (Shotgun) A.Smith pass short middle intended for S.Ware INTERCEPTED by J.Jones (C.Heyward) at KC 24. J.Jones to KC 4 for 20 yards (A.Smith).	

Pittsburgh Steelers at 5:14

1-4-KC 4	(5:14) (Shotgun) B.Roethlisberger pass short middle to A.Brown for 4 yards, TOUCHDOWN. (Kick formation) <i>PENALTY on KC-D.Poe, Encroachment, 5 yards, enforced at KC 15 - No Play.</i> (Kick formation) C.Boswell extra point is GOOD, Center-G.Warren, Holder-J.Berry.	P4
----------	---	----

KC 0 PIT 15, 1 plays, 4 yards, 0:04 drive, 9:50 elapsed
--

C.Boswell kicks 67 yards from PIT 35 to KC -2. K.Davis to KC 2 for 4 yards (D.Heyward-Bey).

Kansas City Chiefs at 5:10, (1st play from scrimmage 5:03)

1-10-KC 2	(5:03) S.Ware up the middle to KC 4 for 2 yards (V.Williams).	
2-8-KC 4	(4:25) (Shotgun) A.Smith pass short left to D.Harris to KC 16 for 12 yards (V.Williams).	P4
<u>1-10-KC 16</u>	(3:49) (Shotgun) A.Smith pass short right to C.Conley to KC 24 for 8 yards (R.Cockrell).	
2-2-KC 24	(3:08) T.Hill left end to KC 22 for -2 yards (L.Timmons).	
3-4-KC 22	(2:24) (Shotgun) A.Smith pass incomplete short left to J.Maclin [J.Harrison]. Pressure by 92-Harrison, Coverage by 25-Burns.	
4-4-KC 22	(2:19) (Punt formation) <i>PENALTY on KC-D.Robinson, False Start, 5 yards, enforced at KC 22 - No Play.</i>	

Kansas City Chiefs vs Pittsburgh Steelers at Heinz Field

4-9-KC 17 (2:14) (Punt formation) D.Colquitt punts 23 yards to KC 40, Center-J.Winchester, out of bounds.

Pittsburgh Steelers at 2:07

1-10-KC 40 (2:07) R.Harris reported in as eligible. L.Bell right guard to KC 38 for 2 yards (F.Zombo).

2-8-KC 38 (1:28) B.Roethlisberger pass deep middle to A.Brown for 38 yards, TOUCHDOWN.

PENALTY on PIT-A.Brown, Unsportsmanlike Conduct, 15 yards, enforced between downs.

(Kick formation) C.Boswell extra point is GOOD, Center-G.Warren, Holder-J.Berry.

P5

KC 0 PIT 22, 2 plays, 40 yards, 0:47 drive, 13:40 elapsed

C.Boswell kicks 73 yards from PIT 20 to KC 7. T.Hill to KC 28 for 21 yards (S.Thomas).

Kansas City Chiefs at 1:20, (1st play from scrimmage 1:13)

1-10-KC 28 (1:13) (Shotgun) A.Smith pass incomplete short right to S.Ware. Pressure by 97-Heyward and 92-Harrison, Coverage by 37-Dangerfield.

2-10-KC 28 (1:09) (Shotgun) A.Smith scrambles right end pushed ob at KC 30 for 2 yards (L.Timmons).

3-8-KC 30 (:37) (Shotgun) A.Smith pass incomplete short right to S.Ware. Coverage by 98-Williams.

4-8-KC 30 (:32) (Punt formation) D.Colquitt punts 58 yards to PIT 12, Center-J.Winchester. A.Brown to PIT 17 for 5 yards (E.Murray).

PENALTY on PIT-A.Burns, Illegal Block Above the Waist, 8 yards, enforced at PIT 16.

Pittsburgh Steelers at 0:21

1-10-PIT 8 (:21) (Shotgun) B.Roethlisberger pass short left to L.Bell pushed ob at PIT 13 for 5 yards (S.Nelson).

END OF QUARTER

	Score	Time Poss	First Downs				Efficiencies	
			R	P	X	T	3 Down	4 Down
Kansas City Chiefs	0	8:52	0	4	0	4	1/4	0/0
Pittsburgh Steelers	22	6:08	0	4	1	5	1/2	0/0

Second Quarter

10/2/2016

Play By Play

Pittsburgh Steelers continued.

2-5-PIT 13	(15:00) B.Roethlisberger pass incomplete deep right to S.Coates (M.Peters).	
3-5-PIT 13	(14:55) (Shotgun) B.Roethlisberger pass deep left to A.Brown pushed ob at PIT 31 for 18 yards (E.Berry).	P6
<u>1-10-PIT 31</u>	(14:24) L.Bell up the middle to PIT 35 for 4 yards (J.March-Lillard, F.Zombo).	
2-6-PIT 35	(13:43) B.Roethlisberger sacked at PIT 27 for -8 yards (J.Howard).	
3-14-PIT 27	(12:43) (Shotgun) B.Roethlisberger scrambles up the middle to PIT 38 for 11 yards (E.Berry).	
	<i>PENALTY on PIT-M.Gilbert, Offensive Holding, 10 yards, enforced at PIT 27 - No Play.</i>	
3-24-PIT 17	(12:15) (Shotgun) <i>PENALTY on PIT-D.DeCastro, False Start, 5 yards, enforced at PIT 17 - No Play.</i>	
3-29-PIT 12	(11:58) (Shotgun) L.Bell right tackle to PIT 26 for 14 yards (M.Peters; D.Sorensen).	
4-15-PIT 26	(11:20) (Punt formation) J.Berry punts 52 yards to KC 22, Center-G.Warren. T.Hill for 78 yards, TOUCHDOWN NULLIFIED by Penalty.	
	<i>PENALTY on KC-D.Harris, Illegal Block Above the Waist, 10 yards, enforced at KC 28.</i>	

Kansas City Chiefs at 11:00

1-10-KC 18	(11:00) S.Ware up the middle to KC 21 for 3 yards (R.Cockrell, A.Moats).	
2-7-KC 21	(10:25) (Shotgun) A.Smith pass short right to A.Wilson to KC 36 for 15 yards (J.Jones).	P5
<u>1-10-KC 36</u>	(9:42) (Shotgun) A.Smith pass short middle to T.Hill to KC 37 for 1 yard (J.Jones, V.Williams).	
2-9-KC 37	(9:09) S.Ware right tackle to KC 41 for 4 yards (J.Dangerfield; J.Jones).	
3-5-KC 41	(8:25) S.Ware up the middle to KC 46 for 5 yards (C.Heyward).	R6
<u>1-10-KC 46</u>	(7:44) A.Smith sacked at KC 45 for -1 yards (V.Williams).	
2-11-KC 45	(7:01) (Shotgun) A.Smith pass short right to T.Kelce to KC 44 for -1 yards (W.Gay).	
	Timeout #1 by PIT at 06:25.	
3-12-KC 44	(6:25) (Shotgun) A.Smith pass short left to C.Conley ran ob at PIT 43 for 13 yards.	P7
<u>1-10-PIT 43</u>	(6:01) K.Davis right tackle to PIT 45 for -2 yards (V.Williams).	
2-12-PIT 45	(5:23) (Shotgun) A.Smith pass short right to T.Hill to PIT 44 for 1 yard (V.Williams).	
3-11-PIT 44	(4:44) (Shotgun) A.Smith pass incomplete short middle to A.Wilson (S.Tuitt).	
4-11-PIT 44	(4:38) (Punt formation) D.Colquitt punts 44 yards to end zone, Center-J.Winchester, Touchback.	

Pittsburgh Steelers at 4:28

1-10-PIT 20	(4:28) B.Roethlisberger pass short right to D.Johnson to PIT 46 for 26 yards (F.Zombo).	P7
<u>1-10-PIT 46</u>	(3:46) L.Bell left guard to KC 49 for 5 yards (D.Ford).	
2-5-KC 49	(3:05) D.Williams left guard to KC 45 for 4 yards (T.Hali, J.Howard).	
3-1-KC 45	(2:27) B.Roethlisberger pass short right to A.Brown to KC 41 for 4 yards (S.Nelson).	P8

Two-Minute Warning

<u>1-10-KC 41</u>	(2:00) (Shotgun) L.Bell right guard to KC 32 for 9 yards (D.Ford). PIT-M.Gilbert was injured during the play.	
	Timeout #2 by PIT at 01:45. Timeout charged to PIT for injury under two minutes.	
2-1-KC 32	(1:45) (Shotgun) L.Bell up the middle to KC 27 for 5 yards (D.Johnson, A.Bailey).	R9
<u>1-10-KC 27</u>	(1:20) (No Huddle, Shotgun) B.Roethlisberger pass short middle to J.James to KC 21 for 6 yards (D.Sorensen).	
2-4-KC 21	(:59) (No Huddle, Shotgun) B.Roethlisberger pass short left to S.Coates ran ob at KC 12 for 9 yards.	P10
<u>1-10-KC 12</u>	(:54) (Shotgun) B.Roethlisberger pass short right to S.Coates pushed ob at KC 9 for 3 yards (M.Peters).	
2-7-KC 9	(:49) (Shotgun) B.Roethlisberger pass short right to J.James for 9 yards, TOUCHDOWN.	P11
	(Kick formation) C.Boswell extra point is GOOD, Center-G.Warren, Holder-J.Berry.	

KC 0 PIT 29, 10 plays, 80 yards, 3:44 drive, 14:16 elapsed

C.Boswell kicks 65 yards from PIT 35 to end zone, Touchback.

Kansas City Chiefs at 0:44

1-10-KC 25	(:44) (Shotgun) A.Smith pass short right to T.Kelce to KC 33 for 8 yards (V.Williams; L.Timmons).	
2-2-KC 33	(:25) (No Huddle, Shotgun) A.Smith pass incomplete short middle to A.Wilson. Coverage by 23-Mitchell, Pressure by 98-Williams.	
3-2-KC 33	(:22) (Shotgun) A.Smith pass short middle to J.Maclin to PIT 47 for 20 yards (J.Dangerfield).	P8
	Timeout #1 by KC at 00:15.	
<u>1-10-PIT 47</u>	(:15) (Shotgun) A.Smith pass short middle to J.Maclin to PIT 31 for 16 yards (V.Williams).	P9
	Timeout #2 by KC at 00:08.	
	Timeout #3 by PIT at 00:08.	
<u>1-10-PIT 31</u>	(:08) (Field Goal formation) C.Santos 49 yard field goal is No Good, Hit Right Upright, Center-J.Winchester, Holder-D.Colquitt.	

Kansas City Chiefs vs Pittsburgh Steelers at Heinz Field

Pittsburgh Steelers at 0:04

1-10-PIT 39 (:04) B.Roethlisberger kneels to PIT 38 for -1 yards.

END OF QUARTER

	Score	Time Poss	First Downs				Efficiencies	
			R	P	X	T	3 Down	4 Down
Kansas City Chiefs	0	7:12	1	4	0	5	3/4	0/0
Pittsburgh Steelers	29	7:48	1	5	0	6	2/3	0/0

Third Quarter

10/2/2016

Play By Play

PIT elects to Receive, and KC elects to defend the North goal.

C.Santos kicks 65 yards from KC 35 to end zone, Touchback.

Pittsburgh Steelers at 15:00

1-10-PIT 25	(15:00) (Shotgun) B.Roethlisberger pass short right to L.Bell to PIT 42 for 17 yards (A.Bailey).	P12
<u>1-10-PIT 42</u>	(14:19) L.Bell right guard to PIT 45 for 3 yards (J.March-Lillard; C.Jones).	
2-7-PIT 45	(13:39) B.Roethlisberger pass deep middle to X.Grimble to KC 36 for 19 yards (M.Peters).	P13
<u>1-10-KC 36</u>	(12:53) L.Bell left tackle to KC 32 for 4 yards (J.Howard).	
2-6-KC 32	(12:14) (Shotgun) B.Roethlisberger pass short left to L.Bell to KC 30 for 2 yards (D.White, D.Johnson).	
3-4-KC 30	(11:26) (Shotgun) B.Roethlisberger pass deep left to M.Wheaton for 30 yards, TOUCHDOWN. The Replay Official reviewed the pass completion ruling, and the play was Upheld. The ruling on the field stands. (Kick formation) C.Boswell extra point is GOOD, Center-G.Warren, Holder-J.Berry. <i>PENALTY on KC-C.Jones, Defensive Offside, 5 yards, enforced between downs.</i>	P14

KC 0 PIT 36, 6 plays, 75 yards, 3:41 drive, 3:41 elapsed

C.Boswell kicks 60 yards from PIT 40 to end zone, Touchback.

Kansas City Chiefs at 11:19

1-10-KC 25	(11:19) (Shotgun) A.Smith pass short left to S.Ware to KC 25 for no gain (J.Dangerfield).	
	<i>PENALTY on PIT-A.Burns, Defensive Holding, 5 yards, enforced at KC 25 - No Play.</i>	X10
<u>1-10-KC 30</u>	(11:05) (Shotgun) A.Smith to KC 25 for -5 yards. FUMBLES, and recovers at KC 24. A.Smith pass short middle to A.Wilson to KC 42 for 12 yards (R.Cockrell).	P11
<u>1-10-KC 42</u>	(10:39) (Shotgun) A.Smith sacked at KC 36 for -6 yards (C.Heyward). FUMBLES (C.Heyward) [C.Heyward], and recovers at KC 36. A.Smith to KC 36 for no gain (C.Heyward). Fumble forced by S.Tuitt.	
2-16-KC 36	(9:58) (Shotgun) A.Smith pass incomplete short left to S.Ware. Coverage by 25-Burns. <i>Penalty on KC-E.Fisher, Illegal Use of Hands, declined.</i>	
3-16-KC 36	(9:53) (Shotgun) <i>PENALTY on KC-L.Duvernay-Tardif, False Start, 5 yards, enforced at KC 36 - No Play.</i>	
3-21-KC 31	(9:53) (Shotgun) A.Smith pass short left to S.Ware to KC 45 for 14 yards (C.Heyward).	
4-7-KC 45	(9:09) (Punt formation) D.Colquitt punts 47 yards to PIT 8, Center-J.Winchester, fair catch by A.Brown.	

Pittsburgh Steelers at 9:02

1-10-PIT 8	(9:02) L.Bell right guard to PIT 16 for 8 yards (J.March-Lillard, R.Parker).	
2-2-PIT 16	(8:27) L.Bell left guard to PIT 34 for 18 yards (N.Williams).	R15
<u>1-10-PIT 34</u>	(7:44) L.Bell up the middle to PIT 33 for -1 yards (D.Ford; C.Jones).	
2-11-PIT 33	(7:03) (Shotgun) B.Roethlisberger pass short right to S.Coates to PIT 32 for -1 yards (D.Sorensen).	
3-12-PIT 32	(6:27) (Shotgun) <i>PENALTY on PIT-X.Grimble, False Start, 5 yards, enforced at PIT 32 - No Play.</i>	
3-17-PIT 27	(6:02) (Shotgun) L.Bell left tackle to PIT 39 for 12 yards (T.Hali, D.Ford).	
4-5-PIT 39	(5:25) (Punt formation) J.Berry punts 44 yards to KC 17, Center-G.Warren, out of bounds.	

Kansas City Chiefs at 5:17

1-10-KC 17	(5:17) (Shotgun) A.Smith pass short middle to K.Davis to KC 20 for 3 yards (J.Dangerfield).	
2-7-KC 20	(4:53) (No Huddle, Shotgun) A.Smith pass incomplete short left to J.Maclin.	
3-7-KC 20	(4:51) (Shotgun) A.Smith pass short middle to K.Davis to KC 31 for 11 yards (W.Gay, L.Timmons).	P12
<u>1-10-KC 31</u>	(4:25) (No Huddle, Shotgun) A.Smith pass incomplete short right to K.Davis. Coverage by 37-Dangerfield.	
2-10-KC 31	(4:22) (Shotgun) A.Smith pass short left to C.Conley to KC 40 for 9 yards (W.Gay, L.Timmons).	
3-1-KC 40	(3:58) (No Huddle, Shotgun) <i>PENALTY on KC-E.Fisher, False Start, 5 yards, enforced at KC 40 - No Play.</i>	
3-6-KC 35	(3:41) (Shotgun) A.Smith pass incomplete short middle to T.Kelce. Coverage by 22-Gay, Pressure by 98-Williams.	
4-6-KC 35	(3:37) (Shotgun) A.Smith pass short middle to J.Maclin to KC 48 for 13 yards (M.Mitchell).	P13
<u>1-10-KC 48</u>	(3:16) (Shotgun) S.Ware up the middle to KC 50 for 2 yards (V.Williams).	
2-8-KC 50	(2:50) (No Huddle, Shotgun) A.Smith pass incomplete deep left to T.Hill (A.Burns).	
3-8-KC 50	(2:44) (Shotgun) A.Smith pass short right to C.Conley to PIT 40 for 10 yards (R.Cockrell).	P14
<u>1-10-PIT 40</u>	(2:18) (No Huddle, Shotgun) A.Smith pass short middle to J.Maclin to PIT 26 for 14 yards (V.Williams, J.Dangerfield).	P15
<u>1-10-PIT 26</u>	(1:45) (No Huddle, Shotgun) A.Smith pass short middle to A.Wilson to PIT 20 for 6 yards (M.Mitchell).	
2-4-PIT 20	(1:23) (No Huddle, Shotgun) A.Smith pass incomplete short right to J.Maclin [A.Moats]. Pressure by 55-Moats, Coverage by 31-Cockrell.	
3-4-PIT 20	(1:19) (Shotgun) A.Smith pass short left to C.Conley pushed ob at PIT 7 for 13 yards (A.Burns). Pittsburgh challenged the pass completion ruling, and the play was Upheld. The ruling on the field was confirmed. (Timeout #1.)	P16
<u>1-7-PIT 7</u>	(1:12) (Shotgun) A.Smith pass short middle to T.Kelce to PIT 3 for 4 yards (M.Mitchell; L.Timmons).	
2-3-PIT 3	(:36) (Shotgun) A.Smith pass incomplete short right to T.Kelce. Coverage by 24-Gilbert.	

Kansas City Chiefs vs Pittsburgh Steelers at Heinz Field

3-3-PIT 3 (:32) (Shotgun) A.Smith pass incomplete short left to A.Wilson (A.Burns).

4-3-PIT 3 (:28) (Shotgun) A.Smith pass incomplete short left to R.Travis.

Pittsburgh Steelers at 0:25

1-10-PIT 3 (:25) L.Bell left guard to PIT 6 for 3 yards (J.Howard).

END OF QUARTER

	Score	Time Poss	First Downs				Efficiencies	
			R	P	X	T	3 Down	4 Down
Kansas City Chiefs	0	7:09	0	6	1	7	3/6	1/2
Pittsburgh Steelers	36	7:51	1	3	0	4	1/2	0/0

Fourth Quarter

10/2/2016

Play By Play

Pittsburgh Steelers continued.

- 2-7-PIT 6 (15:00) L.Bell up the middle to PIT 6 for no gain (D.Johnson).
- 3-7-PIT 6 (14:15) B.Roethlisberger pass short right to S.Coates to PIT 9 for 3 yards (R.Parker).
- 4-4-PIT 9 (13:36) (Punt formation) J.Berry punts 38 yards to PIT 47, Center-G.Warren, out of bounds.

Kansas City Chiefs at 13:28

- 1-10-PIT 47 (13:28) (Shotgun) A.Smith pass incomplete short left to T.Kelce (C.Heyward).
- 2-10-PIT 47 (13:25) (Shotgun) A.Smith pass short middle to A.Wilson to PIT 30 for 17 yards (M.Mitchell). P17
- 1-10-PIT 30 (12:51) (No Huddle, Shotgun) A.Smith pass short middle to T.Kelce to PIT 21 for 9 yards (J.Harrison, A.Burns).
- 2-1-PIT 21 (12:18) (No Huddle, Shotgun) A.Smith pass incomplete short middle to T.Hill. Coverage by 23-Mitchell.
- 3-1-PIT 21 (12:15) (Shotgun) S.Ware up the middle to PIT 16 for 5 yards (J.Harrison, L.Timmons). R18
- 1-10-PIT 16 (11:45) (Shotgun) A.Smith pass short right to T.Hill to PIT 9 for 7 yards (W.Gay).
- 2-3-PIT 9 **(11:17) (No Huddle, Shotgun) A.Smith pass short middle to T.Hill for 9 yards, TOUCHDOWN.** P19
- (Kick formation) C.Santos extra point is GOOD, Center-J.Winchester, Holder-D.Colquitt.

KC 7 PIT 36, 7 plays, 47 yards, 2:17 drive, 3:49 elapsed
--

C.Santos kicks 65 yards from KC 35 to end zone, Touchback.

Pittsburgh Steelers at 11:11

- 1-10-PIT 25 (11:11) B.Roethlisberger pass incomplete short middle to S.Coates. Coverage 22-Peters.
- 2-10-PIT 25 (11:07) (Shotgun) L.Bell right guard to PIT 30 for 5 yards (J.March-Lillard; T.Hali).
- 3-5-PIT 30 (10:23) (Shotgun) B.Roethlisberger pass short right to S.Coates to PIT 48 for 18 yards (D.Sorensen). P16
- Timeout #1 by KC at 09:38.
- 1-10-PIT 48 (9:38) L.Bell left tackle to KC 48 for 4 yards (E.Berry, J.Howard).
- 2-6-KC 48 (8:54) (Shotgun) B.Roethlisberger pass short middle to D.Williams to KC 46 for 2 yards (D.Johnson).
- 3-4-KC 46 (8:10) (Shotgun) L.Bell left tackle to KC 2 for 44 yards (D.Sorensen). R17
- Timeout #2 by PIT at 07:29.
- 1-2-KC 2 (7:29) C.Hubbard reported in as eligible. B.Roethlisberger pass incomplete short left to X.Grimble. Coverage 29-Berry.
- 2-2-KC 2 **(7:26) D.Williams left guard for 2 yards, TOUCHDOWN.** R18
- Timeout #3 by PIT at 07:22.
- (Kick formation) C.Boswell extra point is GOOD, Center-G.Warren, Holder-J.Berry.

KC 7 PIT 43, 8 plays, 75 yards, 3:49 drive, 7:38 elapsed
--

C.Boswell kicks 68 yards from PIT 35 to KC -3. T.Hill to KC 30 for 33 yards (S.Thomas).

Kansas City Chiefs at 7:22, (1st play from scrimmage 7:16)

- 1-10-KC 30 (7:16) (Shotgun) A.Smith sacked at KC 25 for -5 yards (C.Heyward).
- 2-15-KC 25 (6:48) (No Huddle, Shotgun) S.Ware right guard to KC 30 for 5 yards (C.Heyward).
- 3-10-KC 30 (6:11) (Shotgun) A.Smith pass incomplete short right to C.Conley. Pressure by 55-Moats, 92-Harrison.
- 4-10-KC 30 (6:03) (Punt formation) D.Colquitt punts 44 yards to PIT 26, Center-J.Winchester, fair catch by A.Brown.

Pittsburgh Steelers at 5:57

- 1-10-PIT 26 (5:57) L.Bell right guard to PIT 31 for 5 yards (N.Williams).
- 2-5-PIT 31 (5:18) D.Williams left end to PIT 32 for 1 yard (E.Berry).
- 3-4-PIT 32 (4:33) (Shotgun) L.Jones Aborted. C.Hubbard FUMBLES at PIT 27, recovered by PIT-L.Jones at PIT 25.
- 4-11-PIT 25 (3:53) (Punt formation) J.Berry punts 37 yards to KC 38, Center-G.Warren, out of bounds.

Kansas City Chiefs at 3:45

- 1-10-KC 38 (3:45) (Shotgun) A.Smith pass short right to A.Wilson to KC 40 for 2 yards (J.Dangerfield, A.Moats).
- 2-8-KC 40 (3:18) (No Huddle) S.Ware up the middle to PIT 14 for 46 yards (V.Williams). R20
- 1-10-PIT 14 (2:39) (No Huddle) J.Charles left guard to PIT 13 for 1 yard (L.Timmons).
- 2-9-PIT 13 (2:03) (Shotgun) A.Smith pass incomplete short left to C.Conley.
- PENALTY on PIT-A.Burns, Illegal Contact, 5 yards, enforced at PIT 13 - No Play.* X21

Two-Minute Warning

- 1-8-PIT 8 (1:58) (Shotgun) S.Ware up the middle to PIT 5 for 3 yards (V.Williams, J.Hargrave).
- 2-5-PIT 5 (1:32) (No Huddle) S.Ware right tackle to PIT 3 for 2 yards (V.Williams, W.Gay).
- 3-3-PIT 3 (:54) (Shotgun) S.Ware up the middle to PIT 3 for no gain (D.McCullers; J.Hargrave).

Kansas City Chiefs vs Pittsburgh Steelers at Heinz Field

Timeout #2 by KC at 00:08.

4-3-PIT 3

(:08) (Shotgun) A.Smith pass short left to T.Kelce for 3 yards, TOUCHDOWN.

P22

(Kick formation) C.Santos extra point is GOOD, Center-J.Winchester, Holder-D.Colquitt.

KC 14 PIT 43, 7 plays, 62 yards, 1 penalty, 3:41 drive, 14:56 elapsed

C.Santos kicks 65 yards from KC 35 to end zone, Touchback.

Pittsburgh Steelers at 0:04

1-10-PIT 25 (:04) L.Jones kneels to PIT 25 for no gain.

	Score	Time Poss	First Downs				Efficiencies	
			R	P	X	T	3 Down	4 Down
Kansas City Chiefs	14	7:23	2	3	1	6	1/3	1/1
Pittsburgh Steelers	43	7:37	2	1	0	3	2/4	0/0

Miscellaneous Statistics Report

Kansas City Chiefs vs Pittsburgh Steelers

10/2/2016 at Heinz Field

Ten Longest Plays for Kansas City Chiefs

Yards	Qtr	Play Start	Play Description
46	4	2-8-KC 40	(3:18) (No Huddle) S.Ware up the middle to PIT 14 for 46 yards (V.Williams).
20	2	3-2-KC 33	(:22) (Shotgun) A.Smith pass short middle to J.Maclin to PIT 47 for 20 yards (J.Dangerfield).
17	1	1-10-KC 37	(14:18) (Shotgun) A.Smith pass short right to C.Conley to PIT 46 for 17 yards (M.Mitchell).
17	4	2-10-PIT 47	(13:25) (Shotgun) A.Smith pass short middle to A.Wilson to PIT 30 for 17 yards (M.Mitchell).
16	2	1-10-PIT 47	(:15) (Shotgun) A.Smith pass short middle to J.Maclin to PIT 31 for 16 yards (V.Williams).
15	1	1-10-KC 22	(14:56) (Shotgun) A.Smith pass short middle to J.Maclin to KC 37 for 15 yards (M.Mitchell).
15	2	2-7-KC 21	(10:25) (Shotgun) A.Smith pass short right to A.Wilson to KC 36 for 15 yards (J.Jones).
14	3	3-21-KC 31	(9:53) (Shotgun) A.Smith pass short left to S.Ware to KC 45 for 14 yards (C.Heyward).
14	3	1-10-PIT 40	(2:18) (No Huddle, Shotgun) A.Smith pass short middle to J.Maclin to PIT 26 for 14 yards (V.Williams, J.Dangerfield).
13	2	3-12-KC 44	(6:25) (Shotgun) A.Smith pass short left to C.Conley ran ob at PIT 43 for 13 yards.

Ten Longest Plays for Pittsburgh Steelers

Yards	Qtr	Play Start	Play Description
47	1	1-10-PIT 5	(12:28) B.Roethlisberger pass deep right to S.Coates to KC 48 for 47 yards (M.Peters).
44	4	3-4-KC 46	(8:10) (Shotgun) L.Bell left tackle to KC 2 for 44 yards (D.Sorensen).
38	1	2-8-KC 38	(1:28) B.Roethlisberger pass deep middle to A.Brown for 38 yards, TOUCHDOWN.
31	1	3-9-KC 31	(7:34) (Shotgun) B.Roethlisberger pass deep left to D.Heyward-Bey for 31 yards, TOUCHDOWN.
30	3	3-4-KC 30	(11:26) (Shotgun) B.Roethlisberger pass deep left to M.Wheaton for 30 yards, TOUCHDOWN.
26	2	1-10-PIT 20	(4:28) B.Roethlisberger pass short right to D.Johnson to PIT 46 for 26 yards (F.Zombo).
19	3	2-7-PIT 45	(13:39) B.Roethlisberger pass deep middle to X.Grimble to KC 36 for 19 yards (M.Peters).
18	2	3-5-PIT 13	(14:55) (Shotgun) B.Roethlisberger pass deep left to A.Brown pushed ob at PIT 31 for 18 yards (E.Berry).
18	3	2-2-PIT 16	(8:27) L.Bell left guard to PIT 34 for 18 yards (N.Williams).
18	4	3-5-PIT 30	(10:23) (Shotgun) B.Roethlisberger pass short right to S.Coates to PIT 48 for 18 yards (D.Sorensen).

Touchdown Scoring Information

		Offense	Defense	Special Teams
VISITOR	Kansas City Chiefs	2	0	0
HOME	Pittsburgh Steelers	6	0	0

Player Scoring Information

Club	Player	TD	Rush TD	Rec TD	KO TD	Punt TD	Int TD	Fum TD	Misc TD	FG	XP	2Pt Rush	2Pt Rec	Sfty	Points
KC	T.Hill	0	0	1	0	0	0	0	0	0	0	0	0	0	6
KC	T.Kelce	0	0	1	0	0	0	0	0	0	0	0	0	0	6
KC	C.Santos	0	0	0	0	0	0	0	0	0	2	0	0	0	2
PIT	A.Brown	0	0	2	0	0	0	0	0	0	0	0	0	0	12
PIT	M.Wheaton	0	0	1	0	0	0	0	0	0	0	0	1	0	8
PIT	D.Williams	0	1	0	0	0	0	0	0	0	0	0	0	0	6
PIT	J.James	0	0	1	0	0	0	0	0	0	0	0	0	0	6
PIT	D.Heyward-Bey	0	0	1	0	0	0	0	0	0	0	0	0	0	6
PIT	C.Boswell	0	0	0	0	0	0	0	0	0	5	0	0	0	5

Possession Detail

	First Half		Second Half		Game	
	Visitor	Home	Visitor	Home	Visitor	Home
Largest Lead	0	29	0	36	0	36
Drives Leading	0	5	0	6	0	11
Time of Possession Leading	0:00	9:00	0:00	15:28	0:00	24:28
Largest Deficit	-29	0	-36	0	-36	0
Drives Trailing	5	0	5	0	10	0
Time of Possession Trailing	13:27	0:00	14:32	0:00	27:59	0:00
Times Score Tied Up		0		0		0
Lead Changes		1		0		1

Playtime Percentage

Percent of playtime per player on offense, defense and special teams

Kansas City Chiefs						Pittsburgh Steelers					
		Offense	Defense	Special Teams				Offense	Defense	Special Teams	
M Morse	C	75 100%		3	10%	A Villanueva	T	59 100%		5	17%
Z Fulton	G	75 100%		3	10%	D DeCastro	G	59 100%		5	17%
L Duvernay-Tardif	G	75 100%		3	10%	B Finney	C	59 100%		5	17%
M Schwartz	T	75 100%		3	10%	M Pouncey	C	56 95%			
E Fisher	T	75 100%		3	10%	B Roethlisberger	QB	55 93%			
A Smith	QB	75 100%				A Brown	WR	52 88%		8	28%
J Maclin	WR	73 97%				L Bell	RB	52 88%		2	7%
T Kelce	TE	71 95%				J James	TE	51 86%		7	24%
C Conley	WR	70 93%		1	3%	R Harris	T	36 61%		5	17%
S Ware	FB	54 72%				S Coates	WR	33 56%		10	34%
A Wilson	WR	51 68%		13	45%	M Gilbert	T	27 46%		2	7%
T Hill	WR	18 24%		15	52%	D Johnson	TE	24 41%		3	10%
D Harris	TE	15 20%		17	59%	M Wheaton	WR	21 36%		2	7%
J Charles	RB	10 13%				X Grimbale	TE	20 34%		9	31%
K Davis	RB	7 9%		4	14%	D Heyward-Bey	WR	18 31%		12	41%
R Travis	TE	6 8%				D Williams	RB	17 29%		2	7%
E Berry	SS		59 100%			C Hubbard	G	5 8%		3	10%
R Parker	FS		59 100%			L Jones	QB	4 7%			
M Peters	CB		59 100%			M Mitchell	FS		75 100%	5	17%
D Johnson	LB		58 98%			R Cockrell	CB		75 100%	4	14%
S Nelson	CB		53 90%	12	41%	W Gay	CB		75 100%	3	10%
D Poe	NT		50 85%	5	17%	L Timmons	LB		75 100%	3	10%
D Ford	LB		41 69%			V Williams	LB		72 96%	8	28%
F Zombo	LB		38 64%	18	62%	J Dangerfield	SS		67 89%	22	76%
A Bailey	DE		38 64%	5	17%	A Burns	CB		64 85%	13	45%
J March-Lillard	LB		35 59%	5	17%	S Tuitt	DE		58 77%	6	21%
J Howard	DE		34 58%	5	17%	C Heyward	DE		54 72%	8	28%
D White	CB		30 51%	10	34%	A Moats	LB		52 69%	3	10%
C Jones	DE		26 44%	5	17%	J Jones	LB		45 60%	1	3%
D Sorensen	SS		21 36%	26	90%	J Harrison	LB		43 57%	2	7%
T Hali	LB		20 34%			J Hargrave	NT		26 35%	4	14%
D Moses	LB		8 14%	10	34%	R Mathews	DE		13 17%	2	7%
N Williams	DE		8 14%			A Chickillo	LB		10 13%	15	52%
D Nicolas	LB		7 12%	1	3%	J Gilbert	CB		8 11%	11	38%
E Murray	FS		4 7%	26	90%	D McCullers	NT		8 11%	3	10%
D Alexander	LB		1 2%	26	90%	L Fort	LB		3 4%	19	66%
A Sherman	FB			24	83%	L Walton	DE		2 3%		
D Robinson	WR			20	69%	S Thomas	SS			21	72%
K Acker	CB			15	52%	F Toussaint	RB			21	72%
J O'Shaughnessy	TE			14	48%	T Matakevich	LB			18	62%
D Colquitt	P			9	31%	S Johnson	LB			14	48%
J Winchester	LS			9	31%	C Boswell	K			12	41%
C Santos	K			6	21%	J Berry	P			10	34%
P Ehinger	G			3	10%	G Warren	LS			10	34%

REGULAR SEASON WEEK 5, GAME 5

National Football League Game Summary

NFL Copyright © 2016 by The National Football League. All rights reserved. This summary and play-by-play is for the express purpose of assisting media in their coverage of the game; any other use of this material is prohibited without the written permission of the National Football League. Updated: 10/10/2016

Date: Sunday, 10/9/2016 **San Diego Chargers at Oakland Raiders** Start Time: 1:25 PM PDT
at Oakland-Alameda County Coliseum, Oakland, CA

Game Day Weather

Game Weather: Sunny Skies Temp: 75° F (23.9° C) Humidity: 39%, Wind: W 7 mph
Played Outdoor on Turf: Natural Grass Outdoor Weather: Sunny,

Officials

Referee: Steratore, Gene (114) Umpire: Schuster, Bill (89) Head Linesman: Walker, Ed (123)
Line Judge: Arthur, Gary (108) Side Judge: Waggoner, Bob (25) Field Judge: Weatherford, Mike (116)
Back Judge: Paganelli, Dino (105) Replay Official: Weidner, Paul ()

Lineups

San Diego Chargers				Oakland Raiders			
Offense		Defense		Offense		Defense	
WR	15 D.Inman	NT	92 B.Mebane	WR	15 M.Crabtree	DE	92 S.McGee
LT	77 K.Dunlap	DT	94 C.Liuget	WR	10 S.Roberts	DT	90 D.Williams
LG	74 O.Franklin	OLB	54 M.Ingram	LT	72 D.Penn	DT	95 J.Ward
C	68 M.Slauson	OLB	97 J.Attaochu	LG	70 K.Osemele	DE	52 K.Mack
RG	76 D.Fluker	ILB	57 J.Brown	C	61 R.Hudson	SLB	51 B.Irvin
RT	75 C.Hairston	ILB	56 K.Toomer	RG	66 G.Jackson	MLB	57 C.James
TE	85 A.Gates	OLB	51 K.Emanuel	RT	74 V.Alexander	WLB	54 P.Riley
TE	84 S.McGrath	LCB	26 C.Hayward	WR	89 A.Cooper	LCB	29 D.Amerson
TE	86 H.Henry	RCB	29 C.Mager	WR	18 A.Holmes	RCB	21 S.Smith
QB	17 P.Rivers	RCB	41 S.Williams	QB	4 D.Carr	FS	27 R.Nelson
RB	28 M.Gordon	SS	31 A.Phillips	FB	49 J.Olawale	SS	42 K.Joseph

Substitutions

K 2 J.Lambo, P 8 D.Kaser, WR-KR 12 T.Benjamin, WR 16 Ty.Williams, S 20 D.Lowery, S 23 D.McCoil, S 25 D.Stuckey, RB 33 D.McCluster, FB 34 D.Watt, CB 40 P.Desir, CB 42 T.Williams, LS 47 M.Windt, ILB 53 J.Perry, OLB 58 To.Williams, C 73 S.Pulley, T 78 T.Burwell, G-T 79 K.Wiggins, WR 83 G.Whalen, DT 91 C.Reid, DE 93 D.Philon, DT 95 T.Palepoi, DE 99 J.Bosa

Substitutions

P 7 M.King, K 11 S.Janikowski, WR 16 J.Holton, DB 25 D.Hayden, RB 30 J.Richard, DB 32 A.Hamilton, RB 33 D.Washington, DB 38 T.Carrie, DB 39 K.McGill, DB 41 B.Trawick, LB 56 D.Bates, LS 59 J.Condo, DT 75 D.Latham, G 76 J.Feliciano, T 77 A.Howard, DT 78 J.Ellis, G 79 D.Kirkland, TE 81 M.Rivera, TE 85 R.O'Malley, LB 91 S.Calhoun, DE 96 D.Autry

Did Not Play

QB 10 K.Clemens, RB 27 K.Farrow

Did Not Play

QB 14 M.McGloin, DB 23 D.McDonald, LB 53 M.Smith

Not Active

CB 24 B.Flowers, S 37 J.Addae, TE 45 A.Cleveland, ILB 48 N.Dzubnar, ILB 52 D.Perryman, C 62 M.Tuerk, T 72 J.Barksdale

Not Active

QB 8 C.Cook, FS 20 N.Allen, RB 22 T.Jones, RB 28 L.Murray, T 71 M.Watson, T 73 M.McCants, TE 88 C.Walford

Field Goals (made () & missed)

J.Lambo		(36)	S.Janikowski			(20) 50WR (26) (56) (48)		
			1	2	3	4	OT	Total
VISITOR:	San Diego Chargers		0	10	14	7	0	31
HOME:	Oakland Raiders		3	6	18	7	0	34

Scoring Plays

Team	Qtr	Time	Play Description (Extra Point) (Drive Info)	Visitor	Home
Raiders	1	4:00	S.Janikowski 20 yd. Field Goal (16-87, 8:01)	0	3
Chargers	2	13:07	Ty.Williams 29 yd. pass from P.Rivers (J.Lambo kick) (8-60, 3:20)	7	3
Raiders	2	7:13	S.Janikowski 26 yd. Field Goal (11-67, 5:54)	7	6
Chargers	2	4:24	J.Lambo 36 yd. Field Goal (5-57, 2:49)	10	6
Raiders	2	0:00	S.Janikowski 56 yd. Field Goal (4-6, 1:39)	10	9
Chargers	3	12:31	M.Gordon 18 yd. pass from P.Rivers (J.Lambo kick) (4-75, 2:29)	17	9
Raiders	3	11:25	A.Cooper 64 yd. pass from D.Carr (S.Janikowski kick) (5-75, 1:06)	17	16
Chargers	3	10:10	H.Henry 1 yd. pass from P.Rivers (J.Lambo kick) (3-75, 1:15)	24	16
Raiders	3	4:41	S.Janikowski 48 yd. Field Goal (10-45, 5:29)	24	19
Raiders	3	1:09	M.Crabtree 21 yd. pass from D.Carr (D.Carr-A.Cooper pass) (6-38, 2:45)	24	27

REGULAR SEASON WEEK 5, GAME 5

National Football League Game Summary

NFL Copyright © 2016 by The National Football League. All rights reserved. This summary and play-by-play is for the express purpose of assisting media in their coverage of the game; any other use of this material is prohibited without the written permission of the National Football League. Updated: 10/10/2016

Raiders	4	12:51	J.Olawale 1 yd. run (S.Janikowski kick) (4-32, 2:09)	24	34
Chargers	4	6:21	A.Gates 4 yd. pass from P.Rivers (J.Lambo kick) (12-75, 6:30)	31	34
Paid Attendance: 54,275				Time: 3:15	

San Diego Chargers vs Oakland Raiders
10/9/2016 at Oakland-Alameda County Coliseum

Final Individual Statistics

San Diego Chargers

RUSHING	ATT	YDS	AVG	LG	TD
M.Gordon	16	69	4.3	24	0
D.Watt	1	2	2.0	2	0
D.McCluster	1	1	1.0	1	0
D.Kaser	1	0	0.0	0	0
Total	19	72	3.8	24	0

PASSING	ATT	CMP	YDS	SK/YD	TD	LG	IN	RT
P.Rivers	30	21	359	2/8	4	59	2	122.1
Total	30	21	359	2/8	4	59	2	122.1

PASS RECEIVING	TAR	REC	YDS	AVG	LG	TD
T.Benjamin	11	7	117	16.7	54	0
Ty.Williams	6	5	117	23.4	50	1
A.Gates	5	4	30	7.5	9	1
H.Henry	4	3	74	24.7	59	1
M.Gordon	1	1	18	18.0	18	1
D.Inman	3	1	3	3.0	3	0
Total	30	21	359	17.1	59	4

INTERCEPTIONS	NO	YDS	AVG	LG	TD
B.Mebane	1	5	5.0	5	0
Total	1	5	5.0	5	0

PUNTING	NO	YDS	AVG	NET	TB	IN20	LG
D.Kaser	1	16	16.0	16.0	0	0	16
Total	1	16	16.0	16.0	0	0	16

PUNT RETURNS	NO	YDS	AVG	FC	LG	TD
D.McCluster	2	15	7.5	0	9	0
[OUT OF BOUNDS]	1	0	0.0	0	0	0
Total	2	15	7.5	0	9	0

KICKOFF RETURNS	NO	YDS	AVG	FC	LG	TD
D.McCluster	4	75	18.8	0	20	0
[TOUCHBACK]	3	0	0.0	0	0	0
Total	4	75	18.8	0	20	0

Oakland Raiders

RUSHING	ATT	YDS	AVG	LG	TD
J.Richard	8	31	3.9	7	0
D.Washington	9	23	2.6	8	0
J.Olawale	6	22	3.7	17	1
D.Carr	2	13	6.5	7	0
Total	25	89	3.6	17	1

PASSING	ATT	CMP	YDS	SK/YD	TD	LG	IN	RT
D.Carr	40	25	317	3/17	2	64	1	93.4
Total	40	25	317	3/17	2	64	1	93.4

PASS RECEIVING	TAR	REC	YDS	AVG	LG	TD
A.Cooper	12	6	138	23.0	64	1
J.Richard	7	6	66	11.0	22	0
D.Washington	6	5	29	5.8	10	0
M.Crabtree	7	3	47	15.7	21	1
S.Roberts	3	2	22	11.0	16	0
A.Holmes	3	2	13	6.5	8	0
J.Olawale	1	1	2	2.0	2	0
Total	39	25	317	12.7	64	2

INTERCEPTIONS	NO	YDS	AVG	LG	TD
S.Smith	1	27	27.0	27	0
K.Joseph	1	21	21.0	21	0
Total	2	48	24.0	27	0

PUNTING	NO	YDS	AVG	NET	TB	IN20	LG
M.King	3	139	46.3	41.3	0	0	51
Total	3	139	46.3	41.3	0	0	51

PUNT RETURNS	NO	YDS	AVG	FC	LG	TD
[OUT OF BOUNDS]	1	0	0.0	0	0	0
Total	0	0	0.0	0	0	0

KICKOFF RETURNS	NO	YDS	AVG	FC	LG	TD
[TOUCHBACK]	6	0	0.0	0	0	0
Total	0	0	0.0	0	0	0

San Diego Chargers

FUMBLES	FUM	LOST	OWN-REC	YDS	TD	FORCED	OPP-REC	YDS	TD	OUT-BDS
T.Benjamin	1	0	0	0	0	0	0	0	0	1
A.Gates	1	1	0	0	0	0	0	0	0	0
M.Gordon	1	1	0	0	0	0	0	0	0	0
P.Rivers	1	0	0	0	0	0	0	0	0	0
D.Kaser	1	0	0	-17	0	0	0	0	0	0
C.Hairston	0	0	1	0	0	0	0	0	0	0
S.McGrath	0	0	1	0	0	0	0	0	0	0
Total	5	2	2	-17	0	0	0	0	0	1

Oakland Raiders

FUMBLES	FUM	LOST	OWN-REC	YDS	TD	FORCED	OPP-REC	YDS	TD	OUT-BDS
S.McGee	0	0	0	0	0	2	0	0	0	0
P.Riley	0	0	0	0	0	1	0	0	0	0
K.Joseph	0	0	0	0	0	0	1	0	0	0
R.Nelson	0	0	0	0	0	0	1	0	0	0
Total	0	0	0	0	0	3	2	0	0	0

San Diego Chargers vs Oakland Raiders
10/9/2016 at Oakland-Alameda County Coliseum

Final Team Statistics

	Visitor Chargers	Home Raiders
TOTAL FIRST DOWNS	17	19
By Rushing	3	6
By Passing	13	12
By Penalty	1	1
THIRD DOWN EFFICIENCY	2-8-25%	5-14-36%
FOURTH DOWN EFFICIENCY	0-1-0%	1-1-100%
TOTAL NET YARDS	423	389
Total Offensive Plays (inc. times thrown passing)	51	68
Average gain per offensive play	8.3	5.7
NET YARDS RUSHING	72	89
Total Rushing Plays	19	25
Average gain per rushing play	3.8	3.6
Tackles for a loss-number and yards	2-2	4-10
NET YARDS PASSING	351	300
Times thrown - yards lost attempting to pass	2-8	3-17
Gross yards passing	359	317
PASS ATTEMPTS-COMPLETIONS-HAD INTERCEPTED	30-21-2	40-25-1
Avg gain per pass play (inc.# thrown passing)	11.0	7.0
KICKOFFS Number-In End Zone-Touchbacks	6-6-6	7-4-3
PUNTS Number and Average	1-16.0	3-46.3
Had Blocked	0	0
FGs - PATs Had Blocked	0-0	0-0
Net Punting Average	16.0	41.3
TOTAL RETURN YARDAGE (Not Including Kickoffs)	20	48
No. and Yards Punt Returns	2-15	0-0
No. and Yards Kickoff Returns	4-75	0-0
No. and Yards Interception Returns	1-5	2-48
PENALTIES Number and Yards	4-38	6-36
FUMBLES Number and Lost	5-2	0-0
TOUCHDOWNS	4	3
Rushing	0	1
Passing	4	2
EXTRA POINTS Made-Attempts	4-4	3-3
Kicking Made-Attempts	4-4	2-2
Passing Made-Attempts	0-0	1-1
FIELD GOALS Made-Attempts	1-1	4-5
RED ZONE EFFICIENCY	3-5-60%	1-3-33%
GOAL TO GO EFFICIENCY	2-2-100%	1-3-33%
SAFETIES	0	0
FINAL SCORE	31	34
TIME OF POSSESSION	23:42	36:18

San Diego Chargers vs Oakland Raiders
10/9/2016 at Oakland-Alameda County Coliseum

Ball Possession And Drive Chart

San Diego Chargers

#	Time Recd	Time Lost	Time Poss	How Ball Obtained	Drive Began	# Play	Yds Gain	Yds Pen	Net Yds	1st Down	Last Scrm	How Given Up
1	13:32	12:01	1:31	Interception	OAK 30	3	17	0	17	0	OAK 22	Fumble
2	4:00	3:35	0:25	Kickoff	SD 20	1	0	0	0	0	SD 20	Interception
3	1:27	13:07	3:20	Missed FG	SD 40	8	54	6	60	3	OAK 29	Touchdown
4	7:13	4:24	2:49	Kickoff	SD 25	5	62	-5	57	1	* OAK 18	Field Goal
5	2:47	1:39	1:08	Punt	SD 24	3	9	-15	-6	0	SD 18	Interception
6	15:00	12:31	2:29	Kickoff	SD 25	4	75	0	75	2	* OAK 18	Touchdown
7	11:25	10:10	1:15	Kickoff	SD 25	3	75	0	75	3	* OAK 1	Touchdown
8	4:41	3:54	0:47	Kickoff	SD 25	2	10	0	10	0	SD 34	Fumble
9	1:09	0:00	1:09	Kickoff	SD 19	3	-3	0	-3	0	SD 16	Punt
10	12:51	6:21	6:30	Kickoff	SD 25	12	75	0	75	6	* OAK 4	Touchdown
11	4:08	2:00	2:08	Punt	SD 33	7	32	0	32	2	* OAK 18	Downs
12	0:11	0:00	0:11	Punt	SD 21	1	0	0	0	0	SD 21	End of Game

(352) Average SD 29

Oakland Raiders

#	Time Recd	Time Lost	Time Poss	How Ball Obtained	Drive Began	# Play	Yds Gain	Yds Pen	Net Yds	1st Down	Last Scrm	How Given Up
1	15:00	13:32	1:28	Kickoff	OAK 25	4	14	0	14	1	OAK 39	Interception
2	12:01	4:00	8:01	Fumble	OAK 11	16	97	-10	87	5	* SD 2	Field Goal
3	3:35	1:27	2:08	Interception	SD 32	4	10	-10	0	0	SD 32	Missed FG
4	13:07	7:13	5:54	Kickoff	OAK 25	11	55	12	67	3	* SD 8	Field Goal
5	4:24	2:47	1:37	Kickoff	OAK 25	3	3	0	3	0	OAK 28	Punt
6	1:39	0:00	1:39	Interception	SD 44	4	6	0	6	0	SD 38	Field Goal
7	12:31	11:25	1:06	Kickoff	OAK 25	5	75	0	75	2	OAK 36	Touchdown
8	10:10	4:41	5:29	Kickoff	OAK 25	10	55	-10	45	3	SD 30	Field Goal
9	3:54	1:09	2:45	Fumble	SD 38	6	38	0	38	2	SD 21	Touchdown
10	15:00	12:51	2:09	Punt	SD 32	4	26	6	32	3	* SD 1	Touchdown
11	6:21	4:08	2:13	Kickoff	OAK 25	3	8	0	8	0	OAK 33	Punt
12	2:00	0:11	1:49	Downs	OAK 35	3	2	0	2	0	OAK 37	Punt

(450) Average OAK 38

* inside opponent's 20

Time of Possession by Quarter

Visitor	San Diego Chargers	1st	2nd	3rd	4th	OT	Total
Visitor	San Diego Chargers	3:23	5:50	5:40	8:49		23:42
Home	Oakland Raiders	11:37	9:10	9:20	6:11		36:18

Kickoff Drive No.-Start Average

Chargers: 7 - SD 23

Raiders: 6 - OAK 25

San Diego Chargers vs Oakland Raiders
10/9/2016 at Oakland-Alameda County Coliseum

Final Defensive Statistics

San Diego Chargers	Regular Defensive Plays												Special Teams					Misc			
	TKL	AST	COMB	SK	/ YDS	TFL	Q	IN	PD	FF	FR		TKL	AST	FF	FR	BL	TKL	AST	FF	FR
C.Hayward	8	0	8	0	0	0	0	0	0	0	0	0	0	0	0	0	0	0	0	0	0
S.Williams	7	0	7	0	0	0	0	0	1	0	0	0	0	0	0	0	0	0	0	0	0
J.Brown	5	1	6	1	1	1	1	0	0	0	0	0	0	0	0	0	0	0	0	0	0
C.Mager	4	2	6	0	0	0	0	0	0	0	0	0	0	0	0	0	0	0	0	0	0
J.Bosa	4	1	5	2	16	3	2	0	0	0	0	0	0	0	0	0	0	0	0	0	0
K.Toomer	4	0	4	0	0	1	0	0	0	0	0	0	0	0	0	0	0	0	0	0	0
K.Emanuel	2	2	4	0	0	0	0	0	0	0	0	0	0	0	0	0	0	0	0	0	0
J.Perry	3	0	3	0	0	1	0	0	0	0	0	0	0	0	0	0	0	0	0	0	0
M.Ingram	2	0	2	0	0	0	1	0	1	0	0	0	0	0	0	0	0	0	0	0	0
B.Mebane	2	0	2	0	0	0	0	1	1	0	0	0	0	0	0	0	0	0	0	0	0
D.McCoil	2	0	2	0	0	0	0	0	0	0	0	0	0	0	0	0	0	0	0	0	0
J.Attaochu	2	0	2	0	0	0	0	0	0	0	0	0	0	0	0	0	0	0	0	0	0
C.Liuget	2	0	2	0	0	1	0	0	0	0	0	0	0	0	0	0	0	0	0	0	0
D.Lowery	0	0	0	0	0	0	0	0	1	0	0	0	0	0	0	0	0	0	0	0	0
A.Gates	0	0	0	0	0	0	0	0	0	0	0	0	0	0	0	0	0	1	0	0	0
T.Benjamin	0	0	0	0	0	0	0	0	0	0	0	0	0	0	0	0	0	1	0	0	0
D.Inman	0	0	0	0	0	0	0	0	0	0	0	0	0	0	0	0	0	1	0	0	0
D.Watt	0	0	0	0	0	0	0	0	0	0	0	0	0	0	0	0	0	1	0	0	0
C.Hairston	0	0	0	0	0	0	0	0	0	0	0	0	0	0	0	0	0	0	0	0	1
S.McGrath	0	0	0	0	0	0	0	0	0	0	0	0	0	0	0	0	0	0	0	0	1
Total	47	6	53	3	17	7	4	1	4	0	0		0	0	0	0	0	4	0	0	2

TKL = Tackle AST = Assist COMB = Combined QH=QB Hit IN = Interception PD = Pass Defense FF = Forced Fumble FR = Fumble Recovery

Oakland Raiders	Regular Defensive Plays												Special Teams					Misc			
	TKL	AST	COMB	SK	/ YDS	TFL	QH	IN	PD	FF	FR	TKL	AST	FF	FR	BL	TKL	AST	FF	FR	
P.Riley	6	1	7	0	0	0	0	0	0	1	0	0	0	0	0	0	0	0	0	0	
R.Nelson	4	2	6	0	0	0	0	0	1	0	1	0	0	0	0	0	0	0	0	0	
K.Joseph	3	3	6	0	0	0	0	1	1	0	1	0	0	0	0	0	0	0	0	0	
S.Smith	3	2	5	0	0	0	0	1	2	0	0	0	0	0	0	0	0	0	0	0	
S.McGee	3	1	4	1.5	6.5	0	2	0	0	2	0	0	0	0	0	0	0	0	0	0	
D.Amerson	3	0	3	0	0	0	0	0	1	0	0	0	0	0	0	0	0	0	0	0	
K.Mack	2	1	3	0	0	2	0	0	0	0	0	0	0	0	0	0	0	0	0	0	
C.James	1	1	2	0	0	1	0	0	0	0	0	0	0	0	0	0	0	0	0	0	
D.Hayden	1	1	2	0	0	0	0	0	0	0	0	0	0	0	0	0	0	0	0	0	
D.Williams	0	2	2	0.5	1.5	0	1	0	0	0	0	0	0	0	0	0	0	0	0	0	
B.Irvin	1	0	1	0	0	0	1	0	0	0	0	0	0	0	0	0	0	0	0	0	
J.Ellis	1	0	1	0	0	0	0	0	0	0	0	0	0	0	0	0	0	0	0	0	
J.Ward	1	0	1	0	0	0	0	0	0	0	0	0	0	0	0	0	0	0	0	0	
K.McGill	1	0	1	0	0	1	0	0	0	0	0	0	0	0	0	0	0	0	0	0	
B.Trawick	0	0	0	0	0	0	0	0	0	0	0	0	2	0	0	0	0	0	0	0	
S.Calhoun	0	0	0	0	0	0	0	0	0	0	0	0	2	0	0	0	0	0	0	0	
J.Olawale	0	0	0	0	0	0	0	0	0	0	0	0	1	0	0	0	0	0	0	0	
J.Holton	0	0	0	0	0	0	0	0	0	0	0	0	1	0	0	0	0	0	0	0	
K.Osemele	0	0	0	0	0	0	0	0	0	0	0	0	0	0	0	0	0	1	0	0	
Total	30	14	44	2	8	4	4	2	5	3	2	6	0	0	0	0	1	0	0	0	

San Diego Chargers vs Oakland Raiders
10/9/2016 at Oakland-Alameda County Coliseum

First Half Summary

PERIOD SCORES			TIME OF POSSESSION		
Chargers	0	10 = 10	Chargers	9:13	
Raiders	3	6 = 9	Raiders	20:47	

Scoring Plays							
Team	Qtr	Time	Play Description (Extra Point) (Drive Info)			Visitor	Home
Raiders	1	4:00	S.Janikowski 20 yd. Field Goal (16-87, 8:01)			0	3
Chargers	2	13:07	Ty.Williams 29 yd. pass from P.Rivers (J.Lambo kick) (8-60, 3:20)			7	3
Raiders	2	7:13	S.Janikowski 26 yd. Field Goal (11-67, 5:54)			7	6
Chargers	2	4:24	J.Lambo 36 yd. Field Goal (5-57, 2:49)			10	6
Raiders	2	0:00	S.Janikowski 56 yd. Field Goal (4-6, 1:39)			10	9

	San Diego Chargers	Oakland Raiders
TOTAL FIRST DOWNS	4	9
First Downs Rushing-Passing-by Penalty	0 - 3 - 1	3 - 5 - 1
THIRD DOWN EFFICIENCY	1-5-20%	4-9-44%
TOTAL NET YARDS	142	185
Total Offensive Plays	19	38
NET YARDS RUSHING	19	48
NET YARDS PASSING	123	137
Gross Yards Passing	123	150
Times thrown-yards lost attempting to pass	0-0	2-13
Pass Attempts-Completions-Had Intercepted	12 - 8 - 2	23 - 14 - 1
Punts-Number and Average	0 - 0	1 - 48
Penalties-Number and Yards	3 - 32	4 - 26
Fumbles-Number and Lost	1 - 1	0 - 0
Red Zone Efficiency	0-1-0%	0-2-0%
Average Drive Start	SD 36	OAK 35

San Diego Chargers										Oakland Raiders															
RUSHING					ATT	YDS	AVG	LG	TD	RUSHING					ATT	YDS	AVG	LG	TD						
M.Gordon					6	18	3.0	9	0	J.Richard					7	27	3.9	7	0						
D.McCluster					1	1	1.0	1	0	J.Olawale					1	17	17.0	17	0						
										D.Washington					5	4	0.8	8	0						
Total					7	19	2.7	9	0	Total					13	48	3.7	17	0						
PASSING					ATT	CMP	YDS	SK/YD	TD	LG	IN	RT	PASSING					ATT	CMP	YDS	SK/YD	TD	LG	IN	RT
P.Rivers					12	8	123	0/0	1	54	2	88.5	D.Carr					23	14	150	2/13	0	26	1	61.9
Total					12	8	123	0/0	1	54	2	88.5	Total					23	14	150	2/13	0	26	1	61.9
PASS RECEIVING					TAR	REC	YDS	AVG	LG	TD	PASS RECEIVING					TAR	REC	YDS	AVG	LG	TD				
Ty.Williams					3	3	42	14.0	29	1	A.Cooper					9	5	74	14.8	26	0				
T.Benjamin					4	2	60	30.0	54	0	J.Richard					5	4	44	11.0	22	0				
A.Gates					2	2	18	9.0	9	0	D.Washington					4	3	11	3.7	5	0				
D.Inman					2	1	3	3.0	3	0	M.Crabtree					3	1	15	15.0	15	0				
H.Henry					1	0	0	0.0	0	0	S.Roberts					2	1	6	6.0	6	0				
Total					12	8	123	15.4	54	1	Total					23	14	150	10.7	26	0				

San Diego Chargers	Regular Defensive Plays												Special Teams					Misc			
	TKL	AST	COMB	SK	/ YDS	TFL	Q	IN	PD	FF	FR	TKL	AST	FF	FR	BL	TKL	AST	FF	FR	
S.Williams	5	0	5	0	0	0	0	0	0	0	0	0	0	0	0	0	0	0	0	0	
J.Bosa	3	1	4	1	12	2	1	0	0	0	0	0	0	0	0	0	0	0	0	0	
C.Hayward	3	0	3	0	0	0	0	0	0	0	0	0	0	0	0	0	0	0	0	0	
K.Emanuel	2	1	3	0	0	0	0	0	0	0	0	0	0	0	0	0	0	0	0	0	
Total	13	2	15	1	12	2	1	0	0	0	0	0	0	0	0	0	0	0	0	0	

First Half Summary

Play By Play

First Quarter

10/9/2016

SD wins the coin toss and elects to defer. OAK elects to Receive, and SD elects to defend the south goal.

Raiders Captains: #4 D.Carr, #15 M.Crabtree, #27 R. Nelson, #52 K.Mack, #56 D Bates, #61 R.Hudson

Chargers Captains: #17 P.Rivers, #25 D.Stuckey, #54 M.Ingram, #85 A.Gates, #92 B.Mebane, #94 C.Liuguet

J.Lambo kicks 65 yards from SD 35 to end zone, Touchback.

Oakland Raiders at 15:00

- 1-10-OAK 25 (15:00) (Shotgun) D.Carr pass short right to S.Roberts to OAK 31 for 6 yards (C.Hayward).
- 2-4-OAK 31 (14:26) D.Kirkland reported in as eligible. D.Washington right tackle to OAK 39 for 8 yards (M.Ingram). R1
- 1-10-OAK 39 (13:45) D.Carr pass incomplete deep right to A.Cooper.
- 2-10-OAK 39 (13:40) (Shotgun) D.Carr pass short left intended for D.Washington INTERCEPTED by B.Mebane at OAK 35. B.Mebane to OAK 30 for 5 yards (K.Osemele).

San Diego Chargers at 13:32

- 1-10-OAK 30 (13:32) M.Gordon right guard to OAK 30 for no gain (R.Nelson; P.Riley).
- 2-10-OAK 30 (12:53) (Shotgun) P.Rivers pass short left to Ty.Williams to OAK 22 for 8 yards (R.Nelson).
- 3-2-OAK 22 (12:09) (Shotgun) P.Rivers pass short middle to A.Gates to OAK 13 for 9 yards (P.Riley). FUMBLES (P.Riley), RECOVERED by OAK-R.Nelson at OAK 11. R.Nelson to OAK 11 for no gain (A.Gates).

Oakland Raiders at 12:01

- 1-10-OAK 11 (12:01) (Shotgun) D.Kirkland reported in as eligible. D.Carr pass incomplete short left to A.Cooper (M.Ingram).
- 2-10-OAK 11 (11:58) (Shotgun) D.Carr pass incomplete short left to J.Richard.
- 3-10-OAK 11 (11:53) (Shotgun) D.Carr pass short right to A.Cooper to OAK 22 for 11 yards (C.Hayward). P2
- 1-10-OAK 22 (11:14) D.Kirkland reported in as eligible. J.Richard left tackle to OAK 24 for 2 yards (K.Emanuel; J.Bosa).
- 2-8-OAK 24 (10:33) J.Richard right guard to OAK 29 for 5 yards (K.Emanuel).
- 3-3-OAK 29 (9:49) (Shotgun) D.Carr pass deep left to A.Cooper to SD 45 for 26 yards (S.Williams). P3
- Timeout #1 by SD at 09:26.
- 1-10-SD 45 (9:26) D.Kirkland reported in as eligible. D.Carr sacked at SD 46 for -1 yards (J.Brown).
- 2-11-SD 46 (8:49) D.Washington right guard to SD 39 for 7 yards (K.Toomer).
- PENALTY on OAK-G.Jackson, Offensive Holding, 10 yards, enforced at SD 46 - No Play.
- 2-21-OAK 44 (8:26) (Shotgun) D.Carr pass short middle to J.Richard to SD 34 for 22 yards (K.Toomer). P4
- 1-10-SD 34 (7:41) D.Kirkland reported in as eligible. J.Richard right tackle to SD 27 for 7 yards (C.Mager).
- 2-3-SD 27 (7:00) D.Kirkland reported in as eligible. J.Richard up the middle to SD 23 for 4 yards (J.Perry). R5
- 1-10-SD 23 (6:17) D.Carr pass short left to D.Washington to SD 18 for 5 yards (J.Perry).
- 2-5-SD 18 (5:43) D.Kirkland reported in as eligible. D.Carr pass short right to M.Crabtree to SD 3 for 15 yards (C.Hayward). P6
- Timeout #1 by OAK at 04:54.
- 1-3-SD 3 (4:54) D.Kirkland reported in as eligible. D.Washington up the middle to SD 2 for 1 yard (B.Mebane).
- 2-2-SD 2 (4:14) (Shotgun) D.Carr pass incomplete short right to S.Roberts (D.Lowery).
- 3-2-SD 2 (4:08) (Shotgun) D.Carr pass incomplete short left to A.Cooper.
- 4-2-SD 2 (4:03) S.Janikowski 20 yard field goal is GOOD, Center-J.Condo, Holder-M.King.

SD 0 OAK 3, 16 plays, 87 yards, 8:01 drive, 11:00 elapsed

S.Janikowski kicks 65 yards from OAK 35 to SD 0. D.McCluster to SD 20 for 20 yards (J.Olawale).

San Diego Chargers at 4:00, (1st play from scrimmage 3:55)

- 1-10-SD 20 (3:55) P.Rivers pass deep middle intended for T.Benjamin INTERCEPTED by S.Smith at OAK 41. S.Smith ran ob at SD 32 for 27 yards (T.Benjamin).

Oakland Raiders at 3:35

- 1-10-SD 32 (3:35) PENALTY on OAK-R.Hudson, False Start, 5 yards, enforced at SD 32 - No Play.
- 1-15-SD 37 (3:35) D.Washington right tackle to SD 41 for -4 yards (K.Toomer).
- 2-19-SD 41 (2:56) (Shotgun) D.Carr pass short right to A.Cooper to SD 32 for 9 yards (J.Bosa).
- 3-10-SD 32 (2:11) (Shotgun) PENALTY on OAK-D.Penn, False Start, 5 yards, enforced at SD 32 - No Play.
- 3-15-SD 37 (1:55) (Shotgun) D.Carr pass short middle to D.Washington to SD 32 for 5 yards (J.Brown).
- 4-10-SD 32 (1:32) S.Janikowski 50 yard field goal is No Good, Wide Right, Center-J.Condo, Holder-M.King.

San Diego Chargers at 1:27

- 1-10-SD 40 (1:27) P.Rivers pass incomplete short right to H.Henry.
- 2-10-SD 40 (1:23) (Shotgun) P.Rivers pass short right to T.Benjamin pushed ob at SD 46 for 6 yards (D.Amerson).
- 3-4-SD 46 (:45) (Shotgun) P.Rivers pass short left to D.Inman to SD 49 for 3 yards (S.Smith).
- 4-1-SD 49 (:41) (No Huddle) PENALTY on OAK-D.Autry, Neutral Zone Infraction, 6 yards, enforced at SD 49 - No Play. X1

San Diego Chargers vs Oakland Raiders at Oakland-Alameda County Coliseum

1-10-OAK 45

(:10) M.Gordon right tackle to OAK 37 for 8 yards (P.Riley).

END OF QUARTER

	Score	Time Poss	First Downs				Efficiencies	
			R	P	X	T	3 Down	4 Down
San Diego Chargers	0	3:23	0	0	1	1	0/2	0/0
Oakland Raiders	3	11:37	2	4	0	6	2/4	0/0

Play By Play**Second Quarter**

10/9/2016

San Diego Chargers continued.

2-2-OAK 37	(15:00) (Shotgun) M.Gordon up the middle to OAK 38 for -1 yards (K.Mack).	
3-3-OAK 38	(14:17) (Shotgun) P.Rivers pass short middle to A.Gates to OAK 29 for 9 yards (P.Riley).	P2
<u>1-10-OAK 29</u>	(13:38) M.Gordon left guard to OAK 29 for no gain (J.Ellis). SD-O.Franklin was injured during the play. His return is Doubtful.	
2-10-OAK 29	(13:13) P.Rivers pass deep middle to Ty.Williams for 29 yards, TOUCHDOWN.	P3
J.Lambo extra point is GOOD, Center-M.Windt, Holder-D.Kaser.		

SD 7 OAK 3, 8 plays, 60 yards, 1 penalty, 3:20 drive, 1:53 elapsed

J.Lambo kicks 65 yards from SD 35 to end zone, Touchback.

Oakland Raiders at 13:07

1-10-OAK 25	(13:07) (Shotgun) D.Carr pass short left to A.Cooper to OAK 32 for 7 yards (S.Williams).	
2-3-OAK 32	(12:26) D.Carr pass short middle to D.Washington to OAK 33 for 1 yard (M.Ingram).	
3-2-OAK 33	(11:37) (Shotgun) J.Olawale left tackle to 50 for 17 yards (D.McCoil).	R7
<u>1-10-50</u>	(10:52) D.Kirkland reported in as eligible. J.Richard left tackle to SD 44 for 6 yards (S.Williams).	
2-4-SD 44	(10:12) (No Huddle) J.Richard up the middle to SD 46 for -2 yards (J.Bosa).	
3-6-SD 46	(9:33) (Shotgun) D.Carr pass deep middle to A.Cooper to SD 25 for 21 yards (S.Williams).	P8
<u>1-10-SD 25</u>	(8:45) J.Richard left tackle to SD 20 for 5 yards (J.Attaochu).	
2-5-SD 20	(8:11) (Shotgun) D.Carr pass incomplete short right to D.Washington.	
	PENALTY on SD-J.Brown, Defensive Pass Interference, 12 yards, enforced at SD 20 - No Play.	X9
<u>1-8-SD 8</u>	(8:06) (Shotgun) D.Carr pass incomplete short left to A.Cooper.	
2-8-SD 8	(8:01) D.Washington up the middle to SD 8 for no gain (C.Mager).	
3-8-SD 8	(7:20) (Shotgun) D.Carr pass incomplete short middle to M.Crabtree.	
4-8-SD 8	(7:16) S.Janikowski 26 yard field goal is GOOD, Center-J.Condo, Holder-M.King.	

SD 7 OAK 6, 11 plays, 67 yards, 1 penalty, 5:54 drive, 7:47 elapsed

S.Janikowski kicks 65 yards from OAK 35 to end zone, Touchback.

San Diego Chargers at 7:13

1-10-SD 25	(7:13) (Shotgun) PENALTY on SD-C.Hairston, False Start, 5 yards, enforced at SD 25 - No Play.	
1-15-SD 20	(7:13) (Shotgun) P.Rivers pass short right to T.Benjamin pushed ob at OAK 26 for 54 yards (R.Nelson).	P4
<u>1-10-OAK 26</u>	(6:35) D.McCluster left tackle to OAK 25 for 1 yard (K.Joseph; S.Smith).	
2-9-OAK 25	(5:55) M.Gordon up the middle to OAK 23 for 2 yards (K.Joseph; C.James).	
3-7-OAK 23	(5:10) (Shotgun) P.Rivers pass short middle to Ty.Williams to OAK 18 for 5 yards (D.Amerson).	
4-2-OAK 18	(4:28) J.Lambo 36 yard field goal is GOOD, Center-M.Windt, Holder-D.Kaser.	

SD 10 OAK 6, 5 plays, 57 yards, 2:49 drive, 10:36 elapsed

J.Lambo kicks 65 yards from SD 35 to end zone, Touchback.

Oakland Raiders at 4:24

1-10-OAK 25	(4:24) (Shotgun) D.Carr pass short right to J.Richard to OAK 29 for 4 yards (K.Emanuel).	
2-6-OAK 29	(3:41) (Shotgun) D.Washington left guard to OAK 28 for -1 yards (C.Liuget).	
3-7-OAK 28	(2:59) (Shotgun) D.Carr pass incomplete short left to M.Crabtree.	
4-7-OAK 28	(2:55) M.King punts 48 yards to SD 24, Center-J.Condo, out of bounds.	

San Diego Chargers at 2:47

1-10-SD 24	(2:47) (Shotgun) M.Gordon left tackle to SD 33 for 9 yards (D.Hayden; R.Nelson).	
2-1-SD 33	(2:21) (No Huddle, Shotgun) M.Gordon up the middle to SD 33 for no gain (P.Riley).	
	PENALTY on SD-D.Inman, Illegal Crackback, 15 yards, enforced at SD 33 - No Play.	

Two-Minute Warning

2-16-SD 18	(2:00) (Shotgun) P.Rivers pass incomplete deep left to T.Benjamin (S.Smith).	
3-16-SD 18	(1:54) (Shotgun) P.Rivers pass deep middle intended for D.Inman INTERCEPTED by K.Joseph [B.Irvin] at OAK 35. K.Joseph to SD 44 for 21 yards (D.Inman).	

Oakland Raiders at 1:39

1-10-SD 44	(1:39) (Shotgun) D.Carr sacked at OAK 44 for -12 yards (J.Bosa).	
2-22-OAK 44	(1:02) (Shotgun) D.Carr pass short left to J.Richard to OAK 47 for 3 yards (S.Williams).	
3-19-OAK 47	(:26) (No Huddle, Shotgun) D.Carr pass short middle to J.Richard to SD 38 for 15 yards (D.McCoil).	
	Timeout #2 by OAK at 00:02.	

San Diego Chargers vs Oakland Raiders at Oakland-Alameda County Coliseum

Timeout #2 by SD at 00:02.

4-4-SD 38

(:02) S.Janikowski 56 yard field goal is GOOD, Center-J.Condo, Holder-M.King.

SD 10 OAK 9, 4 plays, 6 yards, 1:39 drive, 15:00 elapsed

END OF QUARTER

	Score	Time Poss	First Downs				Efficiencies	
			R	P	X	T	3 Down	4 Down
San Diego Chargers	10	5:50	0	3	0	3	1/3	0/0
Oakland Raiders	9	9:10	1	1	1	3	2/5	0/0

Play By Play

Third Quarter

10/9/2016

SD elects to Receive, and OAK elects to defend the North goal.

S.Janikowski kicks 65 yards from OAK 35 to end zone, Touchback.

San Diego Chargers at 15:00

1-10-SD 25	(15:00) P.Rivers sacked at SD 18 for -7 yards (S.McGee). FUMBLES (S.McGee) [S.McGee], recovered by SD-C.Hairston at SD 20. C.Hairston to SD 20 for no gain (C.James).	
2-15-SD 20	(14:14) (Shotgun) P.Rivers pass short middle to H.Henry to OAK 21 for 59 yards (S.Smith).	P5
<u>1-10-OAK 21</u>	(13:23) (Shotgun) M.Gordon left tackle to OAK 18 for 3 yards (P.Riley).	
2-7-OAK 18	(12:38) (Shotgun) P.Rivers pass short left to M.Gordon for 18 yards, TOUCHDOWN.	P6
	J.Lambo extra point is GOOD, Center-M.Windt, Holder-D.Kaser.	

SD 17 OAK 9, 4 plays, 75 yards, 2:29 drive, 2:29 elapsed

J.Lambo kicks 65 yards from SD 35 to end zone, Touchback.

Oakland Raiders at 12:31

1-10-OAK 25	(12:31) D.Carr pass incomplete short right to M.Crabtree.	
2-10-OAK 25	(12:28) D.Kirkland reported in as eligible. D.Carr pass incomplete short right to M.Crabtree.	
3-10-OAK 25	(12:22) (Shotgun) D.Carr pass short right to M.Crabtree pushed ob at OAK 36 for 11 yards (C.Hayward).	P10
<u>1-10-OAK 36</u>	(11:41) D.Kirkland reported in as eligible. D.Carr pass incomplete short right.	
2-10-OAK 36	(11:34) (Shotgun) D.Carr pass deep left to A.Cooper for 64 yards, TOUCHDOWN [M.Ingram].	P11
	S.Janikowski extra point is GOOD, Center-J.Condo, Holder-M.King.	

SD 17 OAK 16, 5 plays, 75 yards, 1:06 drive, 3:35 elapsed

S.Janikowski kicks 59 yards from OAK 35 to SD 6. D.McCluster to SD 25 for 19 yards (B.Trawick).

San Diego Chargers at 11:25, (1st play from scrimmage 11:19)

1-10-SD 25	(11:19) P.Rivers pass deep middle to Ty.Williams to OAK 25 for 50 yards (D.Amerson).	P7
	Penalty on OAK-S.Smith, Defensive Holding, declined.	
<u>1-10-OAK 25</u>	(10:53) M.Gordon right end pushed ob at OAK 1 for 24 yards (S.Smith).	R8
	Timeout #1 by SD at 10:14.	
<u>1-1-OAK 1</u>	(10:14) (Shotgun) K.Wiggins reported in as eligible. P.Rivers pass short middle to H.Henry for 1 yard, TOUCHDOWN.	P9
	J.Lambo extra point is GOOD, Center-M.Windt, Holder-D.Kaser.	

SD 24 OAK 16, 3 plays, 75 yards, 1:15 drive, 4:50 elapsed

J.Lambo kicks 65 yards from SD 35 to end zone, Touchback.

Oakland Raiders at 10:10

1-10-OAK 25	(10:10) D.Kirkland reported in as eligible. D.Carr pass incomplete short right to A.Holmes.	
2-10-OAK 25	(10:04) (Shotgun) D.Carr pass short right to S.Roberts to OAK 41 for 16 yards (C.Hayward).	P12
<u>1-10-OAK 41</u>	(9:34) D.Kirkland reported in as eligible. D.Washington up the middle to OAK 46 for 5 yards (J.Brown).	
2-5-OAK 46	(8:51) D.Washington up the middle to SD 47 for 7 yards (S.Williams).	R13
<u>1-10-SD 47</u>	(8:17) D.Carr pass short right to D.Washington to SD 39 for 8 yards (C.Hayward).	
2-2-SD 39	(8:09) PENALTY on OAK-K.Osemele, False Start, 5 yards, enforced at SD 39 - No Play.	
2-7-SD 44	(7:18) (Shotgun) D.Carr pass short left to D.Washington to SD 34 for 10 yards (C.Mager; J.Brown).	P14
<u>1-10-SD 34</u>	(6:34) D.Kirkland reported in as eligible. D.Carr pass incomplete short middle to A.Cooper (S.Williams).	
2-10-SD 34	(6:27) (Shotgun) D.Carr scrambles up the middle to SD 27 for 7 yards (J.Brown).	
3-3-SD 27	(5:39) (Shotgun) PENALTY on OAK-K.Osemele, False Start, 5 yards, enforced at SD 27 - No Play.	
3-8-SD 32	(5:25) (Shotgun) D.Carr pass short right to J.Olawale to SD 30 for 2 yards (K.Toomer).	
4-6-SD 30	(4:46) S.Janikowski 48 yard field goal is GOOD, Center-J.Condo, Holder-M.King.	

SD 24 OAK 19, 10 plays, 45 yards, 5:29 drive, 10:19 elapsed

S.Janikowski kicks 65 yards from OAK 35 to end zone, Touchback.

San Diego Chargers at 4:41

1-10-SD 25	(4:41) M.Gordon up the middle to SD 34 for 9 yards (R.Nelson).	
2-1-SD 34	(4:00) M.Gordon to SD 35 for 1 yard (S.McGee). FUMBLES (S.McGee), RECOVERED by OAK-K.Joseph at SD 38. K.Joseph to SD 38 for no gain (D.Watt).	

Oakland Raiders at 3:54

1-10-SD 38	(3:54) J.Richard up the middle to SD 34 for 4 yards (K.Toomer).	
2-6-SD 34	(3:19) D.Carr scrambles right end ran ob at SD 28 for 6 yards (C.Mager).	R15
<u>1-10-SD 28</u>	(2:43) J.Olawale up the middle to SD 26 for 2 yards (C.Hayward).	

San Diego Chargers vs Oakland Raiders at Oakland-Alameda County Coliseum

2-8-SD 26 (2:09) (Shotgun) D.Carr pass short left to A.Holmes to SD 21 for 5 yards (S.Williams).
 3-3-SD 21 (1:20) (Shotgun) D.Kirkland reported in as eligible. D.Carr pass incomplete short left to A.Cooper.
 4-3-SD 21 (1:15) (Shotgun) D.Carr pass deep right to M.Crabtree for 21 yards, TOUCHDOWN.
 (Pass formation) TWO-POINT CONVERSION ATTEMPT. D.Carr pass to A.Cooper is complete. ATTEMPT SUCCEEDS.

P16

SD 24 OAK 27, 6 plays, 38 yards, 2:45 drive, 13:51 elapsed

S.Janikowski kicks 64 yards from OAK 35 to SD 1. D.McCluster to SD 19 for 18 yards (S.Calhoun).

San Diego Chargers at 1:09, (1st play from scrimmage 1:04)

1-10-SD 19 (1:04) (Shotgun) P.Rivers sacked at SD 16 for -3 yards (sack split by D.Williams and S.McGee).
 2-13-SD 16 (:19) (Shotgun) P.Rivers pass incomplete deep middle to T.Benjamin.
 3-13-SD 16 (:13) (Shotgun) P.Rivers pass incomplete deep right to Ty.Williams (D.Amerson).
 4-13-SD 16 (:06) D.Kaser punts 16 yards to SD 32, Center-M.Windt, out of bounds.

END OF QUARTER

	Score	Time Poss	First Downs				Efficiencies	
			R	P	X	T	3 Down	4 Down
San Diego Chargers	24	5:40	1	4	0	5	0/1	0/0
Oakland Raiders	27	9:20	2	5	0	7	1/3	1/1

Fourth Quarter

10/9/2016

Play By Play

Oakland Raiders continued.

Oakland Raiders at 15:00

1-10-SD 32	(15:00) (Shotgun) D.Carr pass short left to J.Richard to SD 21 for 11 yards (J.Brown).	P17
<u>1-10-SD 21</u>	(14:17) D.Kirkland reported in as eligible. D.Washington right guard to SD 15 for 6 yards (C.Hayward).	
2-4-SD 15	(13:34) D.Carr pass short left to A.Holmes to SD 7 for 8 yards (C.Mager).	P18
<u>1-7-SD 7</u>	(13:01) D.Carr pass incomplete short middle to A.Cooper [J.Attachu].	
	PENALTY on SD-D.McCoil, Defensive Pass Interference, 6 yards, enforced at SD 7 - No Play.	
	Oakland challenged the incomplete pass ruling, and the play was Upheld. The ruling on the field was confirmed. (Timeout #1 at 12:54.)	
1-1-SD 1	(12:54) D.Kirkland and J.Feliciano reported in as eligible. J.Olawale up the middle for 1 yard, TOUCHDOWN.	R19
	S.Janikowski extra point is GOOD, Center-J.Condo, Holder-M.King.	

SD 24 OAK 34, 4 plays, 32 yards, 1 penalty, 2:09 drive, 2:09 elapsed

S.Janikowski kicks 58 yards from OAK 35 to SD 7. D.McCluster to SD 25 for 18 yards (B.Trawick).

San Diego Chargers at 12:51, (1st play from scrimmage 12:46)

1-10-SD 25	(12:46) M.Gordon left end to SD 24 for -1 yards (K.Mack).	
2-11-SD 24	(12:08) (Shotgun) P.Rivers pass short left to T.Benjamin ran ob at SD 35 for 11 yards (K.Joseph).	P10
<u>1-10-SD 35</u>	(11:34) (Shotgun) P.Rivers pass incomplete deep left to D.Inman (R.Nelson).	
2-10-SD 35	(11:27) (Shotgun) P.Rivers pass short middle to H.Henry to SD 49 for 14 yards (K.Joseph).	P11
<u>1-10-SD 49</u>	(10:52) (No Huddle) M.Gordon left tackle to 50 for 1 yard (P.Riley).	
2-9-50	(10:07) (Shotgun) P.Rivers pass short middle to A.Gates to OAK 42 for 8 yards (P.Riley).	
3-1-OAK 42	(9:27) K.Wiggins reported in as eligible. D.Watt up the middle to OAK 40 for 2 yards (D.Williams; K.Mack).	R12
<u>1-10-OAK 40</u>	(9:03) Lateral from #17 P.Rivers to #28 M.Gordon. Lateral from #28 M.Gordon back to #17 P.Rivers. (Shotgun) P.Rivers pass short left to T.Benjamin to OAK 17 for 23 yards (R.Nelson).	P13
<u>1-10-OAK 17</u>	(8:32) M.Gordon right tackle to OAK 12 for 5 yards (S.McGee).	
2-5-OAK 12	(7:53) M.Gordon up the middle to OAK 7 for 5 yards (K.Joseph; S.Smith).	R14
<u>1-7-OAK 7</u>	(7:07) M.Gordon right guard to OAK 4 for 3 yards (B.Irvin).	
2-4-OAK 4	(6:26) (Shotgun) P.Rivers pass short left to A.Gates for 4 yards, TOUCHDOWN.	P15
	J.Lambo extra point is GOOD, Center-M.Windt, Holder-D.Kaser.	

SD 31 OAK 34, 12 plays, 75 yards, 6:30 drive, 8:39 elapsed

J.Lambo kicks 65 yards from SD 35 to end zone, Touchback.

Oakland Raiders at 6:21

1-10-OAK 25	(6:21) D.Kirkland reported in as eligible. D.Washington left guard to OAK 26 for 1 yard (B.Mebane).	
2-9-OAK 26	(5:37) (Shotgun) D.Carr sacked at OAK 22 for -4 yards (J.Bosa).	
3-13-OAK 22	(4:53) (Shotgun) D.Carr pass short middle to J.Richard to OAK 33 for 11 yards (C.Liuget).	
4-2-OAK 33	(4:18) M.King punts 40 yards to SD 27, Center-J.Condo. D.McCluster to SD 33 for 6 yards (S.Calhoun).	

San Diego Chargers at 4:08

1-10-SD 33	(4:08) P.Rivers pass incomplete short left to A.Gates.	
2-10-SD 33	(4:03) (Shotgun) P.Rivers pass short right to T.Benjamin pushed ob at SD 48 for 15 yards (K.Joseph).	P16
<u>1-10-SD 48</u>	(3:56) (Shotgun) P.Rivers pass deep left to Ty.Williams ran ob at OAK 27 for 25 yards.	P17
<u>1-10-OAK 27</u>	(3:50) (Shotgun) P.Rivers pass short right to T.Benjamin to OAK 19 for 8 yards (D.Hayden).	
2-2-OAK 19	(3:10) (Shotgun) P.Rivers pass incomplete short left to T.Benjamin.	
	Timeout #2 by SD at 03:05.	
3-2-OAK 19	(3:05) (Shotgun) M.Gordon up the middle to OAK 18 for 1 yard (J.Ward).	
4-1-OAK 18	(2:07) (Field Goal formation) D.Kaser FUMBLES (Aborted) at OAK 26, recovered by SD-S.McGrath at OAK 35. S.McGrath to OAK 35 for no gain (K.McGill).	

Two-Minute Warning

Oakland Raiders at 2:00

1-10-OAK 35	(2:00) J.Olawale up the middle to OAK 35 for no gain (C.Mager; K.Emanuel).	
	Timeout #3 by SD at 01:54.	
2-10-OAK 35	(1:54) D.Kirkland reported in as eligible. J.Olawale up the middle to OAK 32 for -3 yards (J.Perry).	
3-13-OAK 32	(1:07) (Shotgun) J.Olawale up the middle to OAK 37 for 5 yards (J.Attachu).	
	Timeout #2 by OAK at 00:20.	
4-8-OAK 37	(:20) M.King punts 51 yards to SD 12, Center-J.Condo. D.McCluster to SD 21 for 9 yards (J.Holton).	

San Diego Chargers vs Oakland Raiders at Oakland-Alameda County Coliseum

San Diego Chargers at 0:11

1-10-SD 21 (:11) (Shotgun) P.Rivers pass short middle to T.Benjamin to SD 21 for no gain. FUMBLES, ball out of bounds at SD 21.

END OF QUARTER

	Score	Time Poss	First Downs				Efficiencies	
			R	P	X	T	3 Down	4 Down
San Diego Chargers	31	8:49	2	6	0	8	1/2	0/1
Oakland Raiders	34	6:11	1	2	0	3	0/2	0/0

Miscellaneous Statistics Report

San Diego Chargers vs Oakland Raiders 10/9/2016 at Oakland-Alameda County Coliseum

Ten Longest Plays for San Diego Chargers

Yards	Qtr	Play Start	Play Description
59	3	2-15-SD 20	(14:14) (Shotgun) P.Rivers pass short middle to H.Henry to OAK 21 for 59 yards (S.Smith).
54	2	1-15-SD 20	(7:13) (Shotgun) P.Rivers pass short right to T.Benjamin pushed ob at OAK 26 for 54 yards (R.Nelson).
50	3	1-10-SD 25	(11:19) P.Rivers pass deep middle to Ty.Williams to OAK 25 for 50 yards (D.Amerson). Penalty on OAK-S.Smith, Defensive Holding, declined.
29	2	2-10-OAK 29	(13:13) P.Rivers pass deep middle to Ty.Williams for 29 yards, TOUCHDOWN.
25	4	1-10-SD 48	(3:56) (Shotgun) P.Rivers pass deep left to Ty.Williams ran ob at OAK 27 for 25 yards.
24	3	1-10-OAK 25	(10:53) M.Gordon right end pushed ob at OAK 1 for 24 yards (S.Smith).
23	4	1-10-OAK 40	(9:03) Lateral from #17 P.Rivers to #28 M.Gordon. Lateral from #28 M.Gordon back to #17 P.Rivers. (Shotgun) P.Rivers pass short left to T.Benjamin to OAK 17 for 23 yards (R.Nelson).
18	3	2-7-OAK 18	(12:38) (Shotgun) P.Rivers pass short left to M.Gordon for 18 yards, TOUCHDOWN.
15	4	2-10-SD 33	(4:03) (Shotgun) P.Rivers pass short right to T.Benjamin pushed ob at SD 48 for 15 yards (K.Joseph).
14	4	2-10-SD 35	(11:27) (Shotgun) P.Rivers pass short middle to H.Henry to SD 49 for 14 yards (K.Joseph).

Ten Longest Plays for Oakland Raiders

Yards	Qtr	Play Start	Play Description
64	3	2-10-OAK 36	(11:34) (Shotgun) D.Carr pass deep left to A.Cooper for 64 yards, TOUCHDOWN [M.Ingram].
26	1	3-3-OAK 29	(9:49) (Shotgun) D.Carr pass deep left to A.Cooper to SD 45 for 26 yards (S.Williams).
22	1	2-21-OAK 44	(8:26) (Shotgun) D.Carr pass short middle to J.Richard to SD 34 for 22 yards (K.Toomer).
21	2	3-6-SD 46	(9:33) (Shotgun) D.Carr pass deep middle to A.Cooper to SD 25 for 21 yards (S.Williams).
21	3	4-3-SD 21	(1:15) (Shotgun) D.Carr pass deep right to M.Crabtree for 21 yards, TOUCHDOWN.
17	2	3-2-OAK 33	(11:37) (Shotgun) J.Olawale left tackle to 50 for 17 yards (D.McCoil).
16	3	2-10-OAK 25	(10:04) (Shotgun) D.Carr pass short right to S.Roberts to OAK 41 for 16 yards (C.Hayward).
15	1	2-5-SD 18	(5:43) D.Kirkland reported in as eligible. D.Carr pass short right to M.Crabtree to SD 3 for 15 yards (C.Hayward).
15	2	3-19-OAK 47	(:26) (No Huddle, Shotgun) D.Carr pass short middle to J.Richard to SD 38 for 15 yards (D.McCoil).
11	1	3-10-OAK 11	(11:53) (Shotgun) D.Carr pass short right to A.Cooper to OAK 22 for 11 yards (C.Hayward).

Touchdown Scoring Information

		Offense	Defense	Special Teams
VISITOR	San Diego Chargers	4	0	0
HOME	Oakland Raiders	3	0	0

Player Scoring Information

Club	Player	TD	Rush TD	Rec TD	KO TD	Punt TD	Int TD	Fum TD	Misc TD	FG	XP	2Pt Rush	2Pt Rec	Sfty	Points
SD	J.Lambo	0	0	0	0	0	0	0	0	1	4	0	0	0	7
SD	M.Gordon	0	0	1	0	0	0	0	0	0	0	0	0	0	6
SD	H.Henry	0	0	1	0	0	0	0	0	0	0	0	0	0	6
SD	A.Gates	0	0	1	0	0	0	0	0	0	0	0	0	0	6
SD	Ty.Williams	0	0	1	0	0	0	0	0	0	0	0	0	0	6
OAK	S.Janikowski	0	0	0	0	0	0	0	0	4	2	0	0	0	14
OAK	A.Cooper	0	0	1	0	0	0	0	0	0	0	0	1	0	8
OAK	J.Olawale	0	1	0	0	0	0	0	0	0	0	0	0	0	6
OAK	M.Crabtree	0	0	1	0	0	0	0	0	0	0	0	0	0	6

Possession Detail

	First Half		Second Half		Game	
	Visitor	Home	Visitor	Home	Visitor	Home
Largest Lead	4	3	8	10	8	10
Drives Leading	2	1	3	3	5	4
Time of Possession Leading	3:57	2:08	4:31	6:11	8:28	8:19
Largest Deficit	-3	-4	-10	-8	-10	-8
Drives Trailing	2	3	4	3	6	6
Time of Possession Trailing	3:45	9:10	9:58	9:20	13:43	18:30
Times Score Tied Up		0		0		0
Lead Changes		2		1		3

Playtime Percentage

Percent of playtime per player on offense, defense and special teams

San Diego Chargers

Oakland Raiders

		Offense		Defense		Special Teams				Offense		Defense		Special Teams	
M Slauton	C	51	100%			6	20%	D Penn	T	72	99%			7	23%
D Fluker	G	51	100%			6	20%	K Osemele	G	72	99%			7	23%
P Rivers	QB	51	100%					G Jackson	G	72	99%			7	23%
C Hairston	T	50	98%			4	13%	D Carr	QB	72	99%				
O Franklin	G	50	98%					R Hudson	C	72	99%				
K Dunlap	T	50	98%					A Cooper	WR	65	89%				
M Gordon	RB	46	90%					V Alexander	G	61	84%			5	17%
D Inman	WR	44	86%					M Crabtree	WR	53	73%				
H Henry	TE	42	82%			6	20%	S Roberts	WR	51	70%				
T Williams	WR	34	67%					M Rivera	TE	47	64%			14	47%
T Benjamin	WR	31	61%					D Washington	RB	37	51%			9	30%
S McGrath	TE	18	35%			14	47%	D Kirkland	G	27	37%			2	7%
A Gates	TE	18	35%					J Richard	RB	23	32%			7	23%
D Watt	FB	11	22%			17	57%	A Holmes	WR	22	30%			17	57%
G Whalen	WR	7	14%			17	57%	J Olawale	FB	22	30%			17	57%
K Wiggins	G	4	8%			20	67%	A Howard	T	11	15%				
D McCluster	RB	2	4%			10	33%	R O'Malley	TE	7	10%			13	43%
S Pulley	C	1	2%			6	20%	J Holton	WR	5	7%			16	53%
D Lowery	FS			72	100%	3	10%	J Feliciano	G	1	1%			13	43%
C Hayward	CB			71	99%	10	33%	C James	LB			51	98%	3	10%
C Mager	CB			71	99%	6	20%	P Riley	LB			51	98%	1	3%
J Brown	LB			65	90%			R Nelson	FS			51	98%		
M Ingram	LB			64	89%	6	20%	K Joseph	SS			50	96%	7	23%
C Liuget	DT			53	74%	7	23%	S Smith	CB			50	96%		
S Williams	CB			51	71%	6	20%	D Amerson	CB			50	96%		
K Toomer	LB			50	69%	4	13%	B Irvin	LB			47	90%	6	20%
T Palepoi	DT			46	64%	9	30%	K Mack	DE			46	88%	6	20%
B Mebane	NT			41	57%			D Hayden	CB			31	60%	7	23%
A Phillips	SS			37	51%	14	47%	D Williams	DT			28	54%	6	20%
J Attaochu	LB			31	43%	1	3%	D Autry	DE			24	46%	6	20%
K Emanuel	LB			28	39%	24	80%	S McGee	DT			23	44%	6	20%
J Bosa	DE			27	38%			J Ward	DE			21	40%	7	23%
D McCoil	FS			24	33%	13	43%	J Ellis	NT			19	37%		
C Reid	DT			19	26%	7	23%	S Calhoun	LB			9	17%	17	57%
D Philon	DE			19	26%			D Latham	NT			8	15%	6	20%
J Perry	LB			13	18%	24	80%	D Bates	LB			1	2%	23	77%
T Williams	LB			9	12%	10	33%	K McGill	FS			1	2%	17	57%
D Stuckey	FS			1	1%	24	80%	B Trawick	FS					23	77%
T Williams	CB					21	70%	S Janikowski	K					14	47%
J Lambo	K					12	40%	T Carrie	CB					13	43%
D Kaser	P					7	23%	J Condo	LS					10	33%
M Windt	LS					7	23%	M King	P					10	33%
T Burwell	T					6	20%	A Hamilton	CB					8	27%
P Desir	CB					3	10%								



CHIEFS

INDIVIDUAL PLAYER STATISTICS

THIS IS CHIEFS KINGDOM

UPDATED PLAYER BIOS

2 Dustin Colquitt P 6-3 210lbs 34 12 Tennessee D3-05

DUSTIN COLQUITT - NFL REGULAR SEASON PUNTING STATISTICS

		OPP.						NET						
TEAM	GP	NO.	YDS.	AVG.	RET.	YDS.	YDS.	AVG.	TB	IN20	LG	BK		
2005 Chiefs	16	65	2,564	39.4	23	179		2,285	35.2	5	27	62	0	
2006 Chiefs	16	71	3,145	44.3	33	254		2,791	39.3	5	23	72	0	
2007 Chiefs	16	95	4,322	45.5	50	387		3,755	39.1	9	27	81	1	
2008 Chiefs	14	70	3,110	44.4	28	209		2,741	39.2	8	27	73	0	
2009 Chiefs	16	96	4,361	45.4	41	285		3,956	40.8	6	41	70	1	
2010 Chiefs	16	88	3,908	44.4	42	361		3,347	37.6	10	33	72	1	
2011 Chiefs	16	89	4,084	45.9	36	411		3,573	40.1	5	27	68	0	
2012 Chiefs	16	83	3,887	46.8	27	362		3,385	40.8	7	45	71	0	
2013 Chiefs	16	87	4,005	46.0	38	246		3,539	40.2	11	35	65	1	
2014 Chiefs	16	71	3,164	44.6	29	190		2,874	40.5	5	31	69	0	
2015 Chiefs	16	75	3,333	44.4	26	170		3,063	40.8	5	37	62	0	
2016* Chiefs	4	21	911	43.4	8	36		835	39.8	2	9	58	0	
NFL TOTALS	178	911	40,794	44.8	381	3,090		36,144	39.5	78	362	81	4	

DUSTIN COLQUITT - NFL PLAYOFF PUNTING STATISTICS

TEAM	GP	NO.	YDS.	AVG.	OPP.		NET		TB	IN20	LG	BK
					RET.	YDS.	YDS.	AVG.				
2006 Chiefs	1	6	314	52.3	3	28	286	47.7	0	1	66	0
2010 Chiefs	1	3	153	51.0	0	0	113	37.7	2	1	54	0
2013 Chiefs	1	2	78	39.0	0	0	78	39.0	0	1	47	0
2015 Chiefs	2	7	288	41.1	1	22	266	38.0	0	5	56	0
NFL TOTALS	5	18	833	46.3	4	50	743	41.3	2	8	66	0

2016 GAME-BY-GAME REGULAR SEASON STATISTICS (CHIEFS)

OPPONENT			OPP					NET						W/L SCORE	
			NO.	YDS.	AVG.	RET.	YDS.	YDS.	AVG	TB	IN20	LG	BK		
09/11	CHARGERS	P	5	197	39.4	2	8	169	33.8	1	1	50	0	W	33-27+
09/18	at Texans	P	6	285	47.5	4	12	273	45.5	0	3	57	0	L	12-19
09/25	JETS	P	4	172	43.0	1	12	160	40.0	0	2	48	0	W	24-3
10/02	at Steelers	P	6	257	42.8	1	4	233	38.8	1	3	58	0	L	14-43
2016 TOTALS		4	21	911	43.4	8	36	835	39.8	2	9	58	0	2-2	

+ - Overtime

4 Nick Foles QB 6-6 243lbs 27 1 Arizona FA-16

NICK FOLE'S - NFL REGULAR SEASON PASSING STATISTICS

TEAM	GP	GS	ATT.	CMP.	PCT.	YDS				YDS			
						YDS	AVG.	TD	INT.	LG	SK	LST	RATE
2012 Eagles	7	6	265	161	60.8	1,699	6.4	6	5	46	20	131	79.1
2013 Eagles	13	10	317	203	64.0	2,891	9.1	27	2	63t	28	173	119.2
2014 Eagles	8	8	311	186	59.8	2,163	7.0	13	10	68t	9	74	81.4
2015 Rams	11	11	337	190	56.4	2,052	6.1	7	10	68	14	98	69.0
2016*Chiefs	0	0	0	0	0.0	0	0.0	0	0	0	0	0	0.0
CAREER TOTALS	39	35	1,230	740	60.2	8,805	7.2	53	27	68t	71	476	87.3

NICK FOLE'S - NFL PLAYOFF PASSING STATISTICS

TEAM	GP	GS	ATT.	CMP.	PCT.	YDS				INT.	LG	YDS		
						YDS	AVG.	TD	SK			LST	RATE	
2012 Eagles	0	0	0	0	0.0	0	0.0	0	0	0	0	0	0	0.0
2013 Eagles	1	1	33	23	69.7	195	5.9	2	0	40	2	19	105.0	
CAREER TOTALS	1	1	33	23	69.7	195	5.9	2	0	40	2	19	105.0	

NICK FOLE'S - NFL REGULAR SEASON RUSHING STATISTICS

TEAM	NO.		YDS.	AVG.	LG	TD
2012 Eagles	11		42	3.8	14	1
2013 Eagles	57		221	3.9	21	3
2014 Eagles	16		68	4.3	14	0
2015 Rams	17		20	1.2	10	1
2016* Chiefs	0		0	0.0	0	0
CAREER TOTALS	101		351	3.5	21	5

NICK FOLE'S - NFL PLAYOFF RUSHING STATISTICS

TEAM	NO.	YDS.	AVG.	LG	TD
2012 Eagles	0	0	0.0	0	0
2013 Eagles	1	3	3.0	3	0
CAREER TOTALS	1	3	3.0	3	0

2016 GAME-BY-GAME REGULAR SEASON STATISTICS (CHIEFS)

OPPONENT	P/S	PASSING												RUSHING				W/L SCORE
		ATT	CMP	YDS	PCT Y/A	Y/C	TD	INT	LG	SK/YD	RATE	ATT	YDS	LG	TD			
09/11 CHARGERS		DID NOT PLAY															W 33-27+	
09/18 at Texans		DID NOT PLAY															L 12-19	
09/25 JETS		DID NOT PLAY															W 24-3	
10/02 at Steelers		DID NOT PLAY															L 14-43	
2016 TOTALS	0-0	0	0	0	0.0	0.0	0.0	0	0	0	0/0	0.0	0	0	0	0	2-2	

5 Cairo Santos K 5-8 160lbs 24 3 Tulane CFA-14

CAIRO SANTOS - NFL REGULAR SEASON STATISTICS										
TEAM	GP	FGM	FGA	PCT.	LG	XP	XPA	PCT.	BLK	PTS
2014 Chiefs	16	25	30	83.3	53	38	38	100.0	0	113
2015 Chiefs	16	30	37	81.1	53	39	41	95.1	1	129
2016 Chiefs	4	7	8	87.5	54	8	8	100.0	0	29
NFL TOTALS	36	62	75	82.7	54	85	87	97.7	1	271

CAIRO SANTOS - NFL PLAYOFF STATISTICS										
TEAM	GP	FGM	FGA	PCT.	LG	XP	XPA	PCT.	BLK	PTS
2015 Chiefs	2	5	5	100.0	49	5	5	100.0	0	20
NFL TOTALS	2	5	5	100.0	49	5	5	100.0	0	20

TEAM		1-19	PCT.	20-29	PCT.	30-39	PCT.	40-49	PCT.	50+	PCT.
2014	Chiefs	1-1	100.0	10-10	100.0	6-7	85.7	7-10	70.0	1-2	50.0
2015	Chiefs	0-0	0.0	7-8	87.5	10-10	100.0	9-11	81.8	4-8	50.0
2016	Chiefs	0-0	0.0	1-1	100.0	3-3	100.0	2-3	66.7	1-1	100.0
NFL TOTALS		1-1	100.0	18-19	94.7	19-20	95.0	18-24	75.0	6-11	54.5

TEAM		1-19	PCT.	20-29	PCT.	30-39	PCT.	40-49	PCT.	50+	PCT.
2015	Chiefs	0-0	0.0	0-0	0.0	3-3	100.0	2-2	100.0	0-0	0.0
NFL TOTALS		0-0	0.0	0-0	0.0	3-3	100.0	2-2	100.0	0-0	0.0

			FIELD GOALS				EXTRA POINTS						
			FGM	FGA	PCT	LG	XP	XPA	PCT	BLK			
09/11	CHARGERS	P	2	2	100.0	47	3	3	100.0	0	9	W	33-27+
09/18	at Texans	P	4	4	100.0	54	0	0	0.0	0	12	L	12-19
09/25	JETS	P	1	1	100.0	27	3	3	100.0	0	6	W	24-3
10/02	at Steelers	P	0	1	0.0	0	2	2	100.0	0	2	L	14-43
2016 TOTALS			4	7	8	87.5	54	8	8	100.0	0	29	2-2

9	Tyler Bray	QB	6-6	215lbs	24	4	Tennessee	CFA-13
---	------------	----	-----	--------	----	---	-----------	--------

TYLER BRAY - NFL REGULAR SEASON PASSING STATISTICS														
		2013-2016								CAREER TOTALS				
TEAM		GP	GS	ATT.	CMP.	YDS			TD	INT.	YDS			
						PCT.	YDS	AVG.			LG	SK	LST	RATE
2013	Chiefs	0	0	0	0	0.0	0	0.0	0	0	0	0	0	0.0
2014	Chiefs	0	0	0	0	0.0	0	0.0	0	0	0	0	0	0.0
2015	Chiefs	0	0	0	0	0.0	0	0.0	0	0	0	0	0	0.0
2016*	Chiefs	0	0	0	0	0.0	0	0.0	0	0	0	0	0	0.0
CAREER TOTALS		0	0	0	0	0.0	0	0.0	0	0	0	0	0	0.0

TYLER BRAY - NFL PLAYOFF PASSING STATISTICS

TEAM	GP	GS	ATT.	CMP.	PCT.	YDS		TD	INT.	YDS			
						YDS	AVG.			LG	SK	LST	RATE
2013 Chiefs	0	0	0	0	0.0	0	0.0	0	0	0	0	0	0.0
2014 Chiefs	0	0	0	0	0.0	0	0.0	0	0	0	0	0	0.0
2015 Chiefs	0	0	0	0	0.0	0	0.0	0	0	0	0	0	0.0
CAREER TOTALS	0	0	0	0	0.0	0	0.0	0	0	0	0	0	0.0

TYLER BRAY - NFL REGULAR SEASON RUSHING STATISTICS

TEAM	NO.	YDS.	AVG.	LG	TD
2013 Chiefs	0	0	0.0	0	0
2014 Chiefs	0	0	0.0	0	0
2015 Chiefs	0	0	0.0	0	0
2016* Chiefs	0	0	0.0	0	0
CAREER TOTALS	0	0	0.0	0	0

TYLER BRAY - NFL PLAYOFF RUSHING STATISTICS

TEAM	NO.	YDS.	AVG.	LG	TD
2013 Chiefs	0	0	0.0	0	0
2014 Chiefs	0	0	0.0	0	0
2015 Chiefs	0	0	0.0	0	0
CAREER TOTALS	0	0	0.0	0	0

2016 GAME-BY-GAME REGULAR SEASON STATISTICS (CHIEFS)

OPPONENT	P/S	PASSING												RUSHING				W/L	SCORE
		ATT	CMP	YDS	PCT	Y/A	Y/C	TD	INT	LG	SK	YD	RATE	ATT	YDS	LG	TD		
09/11 CHARGERS						INACTIVE												W	33-27+
09/18 at Texans						INACTIVE												L	12-19
09/25 JETS						INACTIVE												W	24-3
10/02 at Steelers						INACTIVE												L	14-43
2016 TOTALS	0-0	0	0	0	0.0	0.0	0.0	0	0	0	0	0/0	0.0	0	0	0	0	2-2	

10 Tyreek Hill WR 5-10 185lbs 22 R West Alabama D5b-16

TYREEK HILL - NFL REGULAR SEASON STATISTICS

TEAM	GP	GS	RUSHING						RECEIVING					
			NO.	YDS.	AVG.	LG	TD		NO.	YDS	AVG	LG	TD	
2016* Chiefs	4	0	3	-6	-2.0	-1	0		11	67	6.1	13	2	
NFL TOTALS	4	0	3	-6	-2.0	0	0		11	67	6.1	13	2	

TYREEK HILL - NFL REGULAR SEASON RETURN STATISTICS

TEAM	KICKOFF RETURNS					PUNT RETURNS					
	RET.	YDS.	AVG.	LG	TD	NO.	FC	YDS	AVG	LG	TD
2016 Chiefs	7	158	22.6	33	0	11	0	147	13.4	32	0
NFL TOTALS	7	158	22.6	33	0	11	0	147	13.4	32	0

2016 GAME-BY-GAME REGULAR SEASON STATISTICS (CHIEFS)

		RECEIVING					RUSHING					
	OPPONENT	P/S	NO	YDS	LG	TD	ATT	YDS	LG	TD	W/L	SCORE
09/11	CHARGERS	P	1	9	9t	1	0	0	0	0	W	33-27+
09/18	at Texans	P	2	8	5	0	1	-1	-1	0	L	12-19
09/25	JETS	P	3	26	13	0	1	-3	-3	0	W	24-3
10/02	at Steelers	P	5	24	9t	1	1	-2	-2	0	L	14-43
2016 TOTALS		4-0	11	67	13	2	3	-6	-1	0	2-2	

+ - Overtime

11	Alex Smith	QB	6-4	217lbs	32	4	Utah	T (SF)-13
----	------------	----	-----	--------	----	---	------	-----------

ALEX SMITH - NFL REGULAR SEASON PASSING STATISTICS

		YDS								YDS				
TEAM	GP	GS	ATT.	CMP.	PCT.	YDS	AVG.	TD	INT.	LG	SK	LST	RATE	
2005 49ers	9	7	165	84	50.9	875	5.3	1	11	47	29	185	40.8	
2006 49ers	16	16	442	257	58.1	2,890	6.5	16	16	75	35	202	74.8	
2007 49ers	7	7	193	94	48.7	914	4.7	2	4	45	17	121	57.2	
2008 49ers	0	0	0	0	0.0	0	0.0	0	0	0	0	0	0.0	
2009 49ers	12	10	372	225	60.5	2,350	6.3	18	12	73t	22	134	81.5	
2010 49ers	11	10	342	204	59.6	2,370	6.9	14	10	62t	25	140	82.1	
2011 49ers	16	16	445	273	61.3	3,144	7.1	17	5	56t	44	263	90.7	
2012 49ers	10	9	218	153	70.2	1,737	8.0	13	5	55	24	137	104.1	
2013 Chiefs	15	15	508	308	60.6	3,313	6.5	23	7	71t	39	210	89.1	
2014 Chiefs	15	15	464	303	65.3	3,265	7.0	18	6	70t	45	229	93.4	
2015 Chiefs	16	16	470	307	65.3	3,486	7.4	20	7	80t	45	235	95.4	
2016* Chiefs	4	4	168	109	64.9	1,073	6.4	5	2	45	13	80	87.7	
CAREER TOTALS	131	125	3,787	2,317	61.2	25,417	6.7	147	85	80t	338	1,936	84.6	

ALEX SMITH - NFL PLAYOFF PASSING STATISTICS

TEAM	GP	GS	ATT.	CMP.	PCT.	YDS				YDS			
						YDS	AVG.	TD	INT.	LG	SK	LST	RATE
2007 49ers	0	0	0	0	0.0	0	0.0	0	0	0	0	0	0.0
2008 49ers	0	0	0	0	0.0	0	0.0	0	0	0	0	0	0.0
2011 49ers	2	2	68	36	52.9	495	7.3	5	0	73t	7	53	101.0
2012 49ers	0	0	0	0	0.0	0	0.0	0	0	0	0	0	0.0
2013 Chiefs	1	1	46	30	65.2	378	8.2	4	0	79t	2	15	119.7
2015 Chiefs	2	2	72	46	63.9	436	6.1	2	1	48	4	20	84.0
CAREER TOTALS	5	5	186	112	60.2	1,309	7.0	11	1	79t	13	88	99.1

ALEX SMITH - NFL REGULAR SEASON RUSHING STATISTICS

TEAM	NO.	YDS.	AVG.	LG	TD
2005 49ers	30	103	3.4	19	0
2006 49ers	44	147	3.3	22	2
2007 49ers	13	89	6.8	25	0
2008 49ers	0	0	0.0	0	0
2009 49ers	24	51	2.1	11	0
2010 49ers	19	60	3.2	12	0
2011 49ers	52	179	3.4	14	2
2012 49ers	31	132	4.3	24	0
2013 Chiefs	76	431	5.7	26	1
2014 Chiefs	49	254	5.2	25	1
2015 Chiefs	84	498	5.9	49	2
2016* Chiefs	10	16	1.6	7	1
CAREER TOTALS	432	1,960	4.5	49	9

ALEX SMITH - NFL PLAYOFF RUSHING STATISTICS

TEAM	NO.	YDS.	AVG.	LG	TD
2007 49ers	0	0	0.0	0	0
2008 49ers	0	0	0.0	0	0
2011 49ers	7	70	10.0	28t	1
2012 49ers	0	0	0.0	0	0
2013 Chiefs	8	57	7.1	16	0
2015 Chiefs	14	71	5.1	15	0
CAREER TOTALS	29	198	6.8	28t	1

2016 GAME-BY-GAME REGULAR SEASON STATISTICS (CHIEFS)

OPPONENT	P/S	PASSING											RUSHING				W/L	SCORE
		ATT	CMP	YDS	PCT	Y/A	Y/C	TD	INT	LG	SK	YD	RATE	ATT	YDS	LG	TD	
09/11 CHARGERS	S	48	34	363	70.8	7.6	10.7	2	1	45	3/33	97.8	4	15	7	1	W	33-27+
09/18 at Texans	S	37	20	186	54.1	5.0	9.3	0	0	34	4/14	68.1	2	2	2	0	L	12-19
09/25 JETS	S	33	25	237	75.8	7.2	9.5	1	0	42	2/16	105.2	3	-3	-1	0	W	24-3
10/02 at Steelers	S	50	30	287	60.0	5.7	9.6	2	1	20	4/17	81.0	1	2	2	0	L	14-43
2016 TOTALS	4-4	168	109	1,073	64.9	25.5	39.0	5	2	45	13/80	87.7	10	16	7	1	2-2	

+ - Overtime

12 Albert Wilson WR 5-9 200lbs 24 3 Georgia State CFA-14

ALBERT WILSON - NFL REGULAR SEASON STATISTICS

TEAM	GP GS		RUSHING					RECEIVING				
			NO.	YDS.	AVG.	LG	TD	NO.	YDS	AVG	LG	TD
2014 Chiefs	12	2	0	0	0.0	0	0	16	260	16.3	48	0
2015 Chiefs	14	12	5	26	5.2	8	0	35	451	12.9	44t	2
2016* Chiefs	4	1	0	0	0.0	0	0	10	64	6.4	17	0
NFL TOTALS	30	15	5	26	5.2	8	0	61	775	12.7	48	2

ALBERT WILSON - NFL PLAYOFF STATISTICS

TEAM	GP	GS	RUSHING					RECEIVING				
			NO.	YDS.	AVG.	LG	TD	NO.	YDS	AVG	LG	TD
2015 Chiefs	2	2	2	11	5.5	9	0	7	66	9.4	19	1
NFL TOTALS	2	2	2	11	5.5	9	0	7	66	9.4	19	1

ALBERT WILSON - NFL REGULAR SEASON RETURN STATISTICS

TEAM	KICKOFF RETURNS					PUNT RETURNS					
	RET.	YDS.	AVG.	LG	TD	NO.	FC	YDS	AVG	LG	TD
2014 Chiefs	1	21	21.0	21	0	0	0	0	0.0	0	0
2015 Chiefs	0	0	0.0	0	0	0	0	0	0.0	0	0
2016 Chiefs	0	0	0.0	0	0	0	0	0	0.0	0	0
NFL TOTALS	1	21	21.0	21	0	0	0	0	0.0	0	0

ALBERT WILSON - NFL PLAYOFF RETURN STATISTICS

TEAM	KICKOFF RETURNS					PUNT RETURNS					
	RET.	YDS.	AVG.	LG	TD	NO.	FC	YDS	AVG	LG	TD
2015 Chiefs	0	0	0.0	0	0	0	0	0	0.0	0	0
NFL TOTALS	0	0	0.0	0	0	0	0	0	0.0	0	0

2016 GAME-BY-GAME REGULAR SEASON STATISTICS (CHIEFS)

	OPPONENT	P/S	RECEIVING				RUSHING				W/L	SCORE
			NO	YDS	LG	TD	ATT	YDS	LG	TD		
09/11	CHARGERS	S	3	1	3	0	0	0	0	0	W	33-27+
09/18	at Texans	P	2	11	7	0	0	0	0	0	L	12-19
09/25	JETS	P	0	0	0	0	0	0	0	0	W	24-3
10/02	at Steelers	P	5	52	17	0	0	0	0	0	L	14-43
2016 TOTALS		4-1	10	64	17	0	0	0	0	0	2-2	

+ - Overtime

13 De'Anthony Thomas WR 5-8 176lbs 23 3 Oregon D4-14

DE'ANTHONY THOMAS - NFL REGULAR SEASON STATISTICS

TEAM	GP	GS	RUSHING					RECEIVING				
			NO.	YDS.	AVG.	LG	TD	NO.	YDS	AVG	LG	TD
2014 Chiefs	12	3	14	113	8.1	26	1	23	156	6.8	30	0
2015 Chiefs	10	1	9	34	3.8	13	1	17	140	8.2	36	1
2016* Chiefs	0	0	0	0	0.0	0	0	0	0	0.0	0	0
NFL TOTALS	22	4	23	147	6.4	26	2	40	296	7.4	36	1

DE'ANTHONY THOMAS - NFL REGULAR SEASON RETURN STATISTICS

TEAM	KICKOFF RETURNS					PUNT RETURNS					
	RET.	YDS.	AVG.	LG	TD	NO.	FC	YDS	AVG	LG	TD
2014 Chiefs	14	428	30.6	78	0	34	0	405	11.9	81t	1
2015 Chiefs	6	138	23.0	30	0	29	2	227	7.8	37	0
2016 Chiefs	0	0	0.0	0	0	0	0	0	0.0	0	0
NFL TOTALS	20	566	28.3	78	0	63	2	632	10.0	81t	1

2016 GAME-BY-GAME REGULAR SEASON STATISTICS (CHIEFS)

OPPONENT	P/S	RECEIVING				RUSHING				W/L	SCORE
		NO	YDS	LG	TD	ATT	YDS	LG	TD		
09/11 CHARGERS					INACTIVE					W	33-27+
09/18 at Texans					INACTIVE					L	12-19
09/25 JETS					INACTIVE					W	24-3
10/02 at Steelers					INACTIVE					L	14-43
2016 TOTALS	0-0	0	0	0	0	0	0	0	0	2-2	

14 Demarcus Robinson WR 6-1 203lbs 22 R Florida D4c-16

DEMARCUS ROBINSON - NFL REGULAR SEASON STATISTICS

TEAM	GP	GS	RUSHING					RECEIVING				
			NO.	YDS.	AVG.	LG	TD	NO.	YDS	AVG	LG	TD
2016*Chiefs	4	0	0	0	0.0	0	0	0	0	0.0	0	0
NFL TOTALS	4	0	0	0	0.0	0	0	0	0	0.0	0	0

DEMARCUS ROBINSON - NFL REGULAR SEASON RETURN STATISTICS

TEAM	KICKOFF RETURNS					PUNT RETURNS					
	RET.	YDS.	AVG.	LG	TD	NO.	FC	YDS	AVG	LG	TD
2016 Chiefs	0	0	0.0	0	0	0	0	0	0.0	0	0
NFL TOTALS	0	0	0.0	0	0	0	0	0	0.0	0	0

2016 GAME-BY-GAME REGULAR SEASON STATISTICS (CHIEFS)

OPPONENT	P/S	RECEIVING				RUSHING				W/L	SCORE
		NO	YDS	LG	TD	ATT	YDS	LG	TD		
09/11 CHARGERS	P	0	0	0	0	0	0	0	0	W	33-27+
09/18 at Texans	P	0	0	0	0	0	0	0	0	L	12-19
09/25 JETS	P	0	0	0	0	0	0	0	0	W	24-3
10/02 at Steelers	P	0	0	0	0	0	0	0	0	L	14-43
2016 TOTALS	4-0	0	0	0	0	0	0	0	0	2-2	

+ - Overtime

17 Chris Conley WR 6-3 205lbs 23 2 Georgia D3a-15

CHRIS CONLEY - NFL REGULAR SEASON STATISTICS

2015-2016 NFL Season													
TEAM		GP	GS	RUSHING					RECEIVING				
				NO.	YDS.	AVG.	LG	TD	NO.	YDS	AVG	LG	TD
2015	Chiefs	16	5	0	0	0.0	0	0	17	199	11.7	44	1
2016*	Chiefs	4	2	0	0	0.0	0	0	15	172	11.5	20	0
NFL TOTALS		20	7	0	0	0.0	0	0	32	371	11.6	44	1

CHRIS CONLEY - NFL PLAYOFF STATISTICS

TEAM	GP	GS	RUSHING					RECEIVING				
			NO.	YDS.	AVG.	LG	TD	NO.	YDS	AVG	LG	TD
2015 Chiefs	2	0	0	0	0.0	0	0	6	42	7.0	16	1
NFL TOTALS	2	0	0	0	0.0	0	0	6	42	7.0	16	1

CHRIS CONLEY - NFL REGULAR SEASON RETURN STATISTICS

TEAM	KICKOFF RETURNS					PUNT RETURNS					
	RET.	YDS.	AVG.	LG	TD	NO.	FC	YDS	AVG	LG	TD
2015 Chiefs	1	14	14.0	14	0	0	0	0	0.0	0	0
2016 Chiefs	0	0	0.0	0	0	0	0	0	0.0	0	0
NFL TOTALS	1	14	14.0	14	0	0	0	0	0.0	0	0

CHRIS CONLEY - NFL PLAYOFF RETURN STATISTICS

TEAM	KICKOFF RETURNS					PUNT RETURNS					
	RET.	YDS.	AVG.	LG	TD	NO.	FC	YDS	AVG	LG	TD
2015 Chiefs	0	0	0.0	0	0	0	0	0	0.0	0	0
NFL TOTALS	0	0	0.0	0	0	0	0	0	0.0	0	0

2016 GAME-BY-GAME REGULAR SEASON STATISTICS (CHIEFS)

OPPONENT	P/S	RECEIVING				RUSHING				W/L	SCORE
		NO	YDS	LG	TD	ATT	YDS	LG	TD		
09/11 CHARGERS	S	4	43	13	0	0	0	0	0	W	33-27+
09/18 at Texans	P	2	15	10	0	0	0	0	0	L	12-19
09/25 JETS	P	3	44	20	0	0	0	0	0	W	24-3
10/02 at Steelers	S	6	70	17	0	0	0	0	0	L	14-43
2016 TOTALS	4-2	15	172	20	0	0	0	0	0	2-2	

+ - Overtime

19 Jeremy Maclin WR 6-0 198lbs 28 2 Missouri UFA-15

JEREMY MACLIN - NFL REGULAR SEASON STATISTICS

TEAM	GP	GS	RUSHING						RECEIVING				
			NO.	YDS.	AVG.	LG	TD		NO.	YDS	AVG	LG	TD
2009 Eagles	15	13	2	-7	-3.5	-1	0		56	773	13.8	56	4
2010 Eagles	16	16	3	36	12.0	14	0		70	964	13.8	83t	10
2011 Eagles	13	13	1	1	1.0	1	0		63	859	13.6	59	5
2012 Eagles	15	15	0	0	0.0	0	0		69	857	12.4	70t	7
2014 Eagles	16	16	0	0	0.0	0	0		85	1,318	15.5	72	10
2015 Chiefs	15	15	3	14	4.7	18	0		87	1,088	12.5	61	8
2016* Chiefs	4	4	1	-1	-1.0	-1	0		20	244	12.2	22	1
NFL TOTALS	94	92	10	43	4.3	18	0		450	6,103	13.6	83t	45

JEREMY MACLIN - NFL PLAYOFF STATISTICS

TEAM	GP	GS	RUSHING						RECEIVING				
			NO.	YDS.	AVG.	LG	TD		NO.	YDS	AVG	LG	TD
2009 Eagles	1	1	0	0	0.0	0	0		7	146	20.9	76t	1
2010 Eagles	1	1	0	0	0.0	0	0		3	73	24.3	44	0
2015 Chiefs	2	2	0	0	0.0	0	0		5	52	10.4	16	0
NFL TOTALS	4	4	0	0	0.0	0	0		15	271	18.1	76t	1

JEREMY MACLIN - NFL REGULAR SEASON RETURN STATISTICS

TEAM	KICKOFF RETURNS						PUNT RETURNS					
	RET.	YDS.	AVG.	LG	TD		NO.	FC	YDS	AVG	LG	TD
2009 Eagles	7	124	17.7	28	0		6	4	30	5.0	27	0
2010 Eagles	1	22	22.0	22	0		3	5	17	5.7	9	0
2011 Eagles	0	0	0.0	0	0		4	3	29	7.3	11	0
2012 Eagles	0	0	0.0	0	0		0	0	0	0.0	0	0
2014 Eagles	0	0	0.0	0	0		2	4	25	12.5	18	0
2015 Chiefs	0	0	0.0	0	0		2	4	13	6.5	11	0
2016 Chiefs	0	0	0.0	0	0		0	0	0	0.0	0	0
NFL TOTALS	8	146	18.3	28	0		17	20	114	6.7	27	0

JEREMY MACLIN - NFL PLAYOFF RETURN STATISTICS

TEAM	KICKOFF RETURNS						PUNT RETURNS					
	RET.	YDS.	AVG.	LG	TD		NO.	FC	YDS	AVG	LG	TD
2009 Eagles	2	41	20.5	21	0		0	0	0	0.0	0	0
2010 Eagles	0	0	0.0	0	0		0	0	0	0.0	0	0
2015 Chiefs	0	0	0.0	0	0		0	0	0	0.0	0	0
NFL TOTALS	2	41	20.5	21	0		0	0	0	0.0	0	0

100-YARD RECEIVING GAMES (17)

DATE	TEAM	NO.	YDS.	AVG.	LG	TD
10/11/09	at Eagles	6	142	23.7	51t	2
01/09/10	at Cowboys	7	146	20.9	76t	1
10/17/10	at Eagles	7	159	22.7	83t	2
11/21/10	at Eagles	9	120	13.3	35	0
09/18/11	at Falcons	13	171	13.2	43	2
10/16/11	at Redskins	5	101	20.2	59	0
01/01/12	at Eagles	8	105	13.1	29	0
10/14/12	at Eagles	6	130	21.7	70t	1
12/09/12	at Buccaneers	9	104	11.6	24	1
12/23/12	at Eagles	8	116	14.5	38	1
09/21/14	at Eagles	8	154	19.3	50	1
10/26/14	at Cardinals	12	187	15.6	54t	2
11/02/14	at Texans	6	158	26.3	59t	2
11/27/14	at Cowboys	8	108	13.5	58	0
09/28/15	at Packers	8	141	17.6	61	1
10/04/15	at Bengals	11	148	13.5	44	0
11/29/15	at Chiefs	9	160	17.8	41t	1

2016 GAME-BY-GAME REGULAR SEASON STATISTICS (CHIEFS)

		RECEIVING					RUSHING					
	OPPONENT	P/S	NO	YDS	LG	TD	ATT	YDS	LG	TD	W/L	SCORE
09/11	CHARGERS	S	5	63	22	1	1	-1	-1	0	W	33-27+
09/18	at Texans	S	6	68	17	0	0	0	0	0	L	12-19
09/25	JETS	S	4	35	17	0	0	0	0	0	W	24-3
10/02	at Steelers	S	5	78	20	0	0	0	0	0	L	14-43
2016 TOTALS		4-4	20	244	22	1	1	-1	-1	0	2-2	

+ - Overtime

20	Steven Nelson	CB	5-11	194lbs	23	2	Oregon State	D3b-15
----	---------------	----	------	--------	----	---	--------------	--------

STEVEN NELSON - NFL REGULAR SEASON STATISTICS

TEAM	GP GS		TACKLES								INTERCEPTIONS					O. FUMB			ST		MISC	
			TK	S	A	TFL	YDS	SK	YDS	QBH	NO	YDS	LG	TD	PD	FF	FR	YDS	S	A	S	A
2015 Chiefs	12	0	1	1	0	0	0	0.0	0.0	0	0	0	0	0	0	0	0	0	7	0	0	0
2016 Chiefs	4	4	14	14	0	1	2	0.0	0.0	0	0	0	0	0	3	0	0	0	1	0	0	0
NFL TOTALS	16	4	15	15	0	1	2	0.0	0.0	0	0	0	0	0	3	0	0	0	8	0.0	0	0.0

STEVEN NELSON - NFL PLAYOFF STATISTICS

TEAM	GPGS		TACKLES								INTERCEPTIONS					O. FUMB			ST		MISC	
			TK	S	A	TFL	YDS	SK	YDS	QBH	NO	YDS	LG	TD	PD	FF	FR	YDS	S	A	S	A
2015 Chiefs	2	0	0	0	0	0	0	0.0	0.0	0	0	0	0	0	1	0	0	0	0	0	0	0
NFL TOTALS	2	0	0	0	0	0	0	0.0	0.0	0	0	0	0	0	1	0	0	0	0	0.0	0	0.0

2016 GAME-BY-GAME REGULAR SEASON STATISTICS (CHIEFS)

		TACKLES								INTERCEPTIONS						O. FUMB			ST		MISC		SCORE
		TK	S	A	SK	YDS	TFL	YDS	QBH	NO	YDS	LG	TD	PD	FF	FR	YDS	S	A	S	A		
09/11	CHARGERS	S	8	8	0	0.0	0.0	1	2	0	0	0	0	0	0	0	0	0	1	0	0	0	W 33-27+
09/18	at Texans	S	1	1	0	0.0	0.0	0	0	0	0	0	0	0	0	0	0	0	0	0	0	L 12-19	
09/25	JETS	S	3	3	0	0.0	0.0	0	0	0	0	0	0	0	3	0	0	0	0	0	0	W 24-3	
10/02	at Steelers	S	2	2	0	0.0	0.0	0	0	0	0	0	0	0	0	0	0	0	0	0	0	L 14-43	
2016 TOTALS		4-4	14	14	0	0.0	0.0	1	2	0	0	0	0	0	3	0	0	0	1	0	0	0	2-2

+ - Overtime

21 Eric Murray DB 5-11 199lbs 22 R Minnesota D4b-16

ERIC MURRAY - NFL REGULAR SEASON STATISTICS

TEAM	GPGS	TACKLES									INTERCEPTIONS					O. FUMB			ST		MISC		
		TK	S	A	TFL	YDS	SK	YDS	QBH	NO	YDS	LG	TD	PD	FF	FR	YDS	S	A	S	A	S	A
2016 Chiefs	4 0	0	0	0	0	0	0.0	0.0	0	0	0	0	0	0	0	0	1	0	3	0	0	0	0
NFL TOTALS	4 0	0	0	0	0	0	0.0	0.0	0	0	0	0	0	0	0	1	0	3	0.0	0	0.0	0	0

2016 GAME-BY-GAME REGULAR SEASON STATISTICS (CHIEFS)

OPPONENT			TACKLES							INTERCEPTIONS					O. FUMB			ST		MISC		SCORE
			TK	S	A	SK	YDS	TFL	YDS	QBH	NO	YDS	LG	TD	PD	FF	FR	YDS	S	A	S	
09/11	CHARGERS	P	0	0	0	0.0	0.0	0	0	0	0	0	0	0	0	0	0	1	0	0	0	W 33-27+
09/18	at Texans	P	0	0	0	0.0	0.0	0	0	0	0	0	0	0	0	0	0	1	0	0	0	L 12-19
09/25	JETS	P	0	0	0	0.0	0.0	0	0	0	0	0	0	0	0	1	0	0	0	0	0	W 24-3
10/02	at Steelers	P	0	0	0	0.0	0.0	0	0	0	0	0	0	0	0	0	0	1	0	0	0	L 14-43
2016 TOTALS			4-0	0	0	0	0.0	0.0	0	0	0	0	0	0	0	1	0	3	0	0	0	2-2

+ - Overtime

22 Marcus Peters CB 6-0 197lbs 23 2 Washington D1-15

MARCUS PETERS - NFL REGULAR SEASON STATISTICS

TEAM	GPGS	TACKLES									INTERCEPTIONS					O. FUMB			ST		MISC		
		TK	S	A	TFL	YDS	SK	YDS	QBH	NO	YDS	LG	TD	PD	FF	FR	YDS	S	A	S	A	S	A
2015 Chiefs	16 16	60	53	7	2	4	0.0	0.0	0	8	280	90t	2	26	1	0	0	0	0	0	0	0	0
2016 Chiefs	4 4	15	9	6	0	0	0.0	0.0	0	4	47	28	0	8	0	0	0	0	0	0	0	0	0
NFL TOTALS	20 20	75	62	13	2	4	0.0	0.0	0	12	327	90t	2	34	1	0	0	0	0.0	0	0.0	0	0.0

MARCUS PETERS - NFL PLAYOFF STATISTICS

TEAM	GPGS	TACKLES									INTERCEPTIONS					O. FUMB			ST		MISC		
		TK	S	A	TFL	YDS	SK	YDS	QBH	NO	YDS	LG	TD	PD	FF	FR	YDS	S	A	S	A	S	A
2015 Chiefs	2 2	9	6	3	0	0	0.0	0.0	0	1	2	2	0	3	0	0	0	0	0	0	0	0	0
NFL TOTALS	2 2	9	6	3	0	0	0.0	0.0	0	1	2	2	0	3	0	0	0	0	0.0	0	0.0	0	0.0

2016 GAME-BY-GAME REGULAR SEASON STATISTICS (CHIEFS)

OPPONENT			TACKLES								INTERCEPTIONS					O. FUMB			ST		MISC		SCORE
			TK	S	A	SK	YDS	TFL	YDS	QBH	NO	YDS	LG	TD	PD	FF	FR	YDS	S	A	S	A	
09/11	CHARGERS	S	3	3	0	0.0	0.0	0	0	0	0	0	0	1	0	0	0	0	0	0	0	W 33-27+	
09/18	at Texans	S	7	2	5	0.0	0.0	0	0	0	2	47	28	0	4	0	0	0	0	0	0	L 12-19	
09/25	JETS	S	1	1	0	0.0	0.0	0	0	0	2	0	0	0	2	0	0	0	0	0	0	W 24-3	
10/02	at Steelers	S	4	3	1	0.0	0.0	0	0	0	0	0	0	1	0	0	0	0	0	0	0	L 14-43	
2016 TOTALS			4-4	15	9	6	0.0	0.0	0	0	0	4	47	28	0	8	0	0	0	0	0	0	2-2

+ - Overtime

23 Phillip Gaines CB 6-0 193lbs 25 3 Rice D3-14

PHILLIP GAINES - NFL REGULAR SEASON STATISTICS

TEAM	GP	GS	TACKLES							INTERCEPTIONS					O. FUMB			ST		MISC		
			TK	S	A	TFL	YDS	SK	YDS	QBH	NO	YDS	LG	TD	PD	FF	FR	YDS	S	A	S	A
2014 Chiefs	13	5	17	17	0	2	5	0.0	0.0	1	0	0	0	0	4	0	0	0	3	0	0	0
2015 Chiefs	3	3	6	5	1	0	0	0.0	0.0	0	0	0	0	0	0	0	0	0	0	0	0	0
2016 Chiefs	3	3	16	16	0	0	0	0.0	0.0	0	0	0	0	0	1	1	0	0	0	0	0	0
NFL TOTALS	19	11	39	38	1	2	5	0.0	0.0	1	0	0	0	0	5	1	0	0	3	0.0	0	0.0

PHILLIP GAINES - NFL PLAYOFF STATISTICS

TEAM	GP	GS	TACKLES							INTERCEPTIONS					O. FUMB			ST		MISC		
			TK	S	A	TFL	YDS	SK	YDS	QBH	NO	YDS	LG	TD	PD	FF	FR	YDS	S	A	S	A
2015 Chiefs	0	0	0	0	0	0	0	0.0	0.0	0	0	0	0	0	0	0	0	0	0	0	0	0
NFL TOTALS	0	0	0	0	0	0	0	0.0	0.0	0	0	0	0	0	0	0	0	0	0	0.0	0	0.0

2016 GAME-BY-GAME REGULAR SEASON STATISTICS (CHIEFS)

OPPONENT			TACKLES							INTERCEPTIONS					O. FUMB			ST		MISC		SCORE	
			TK	S	A	SK	YDS	TFL	YDS	QBH	NO	YDS	LG	TD	PD	FF	FR	YDS	S	A	S		A
09/11	CHARGERS	S	4	4	0	0.0	0.0	0	0	0	0	0	0	0	0	0	0	0	0	0	0	0	W 33-27+
09/18	at Texans	S	5	5	0	0.0	0.0	0	0	0	0	0	0	1	0	0	0	0	0	0	0	0	L 12-19
09/25	JETS	S	7	7	0	0.0	0.0	0	0	0	0	0	0	0	1	0	0	0	0	0	0	0	W 24-3
10/02	at Steelers		INACTIVE																			L 14-43	
2016 TOTALS		3-3	16	16	0	0.0	0.0	0	0	0	0	0	0	1	1	0	0	0	0	0	0	0	2-2

+ - Overtime

24 D.J. White DB 5-11 193lbs 23 R Georgia Tech D6a-16

D.J. WHITE - NFL REGULAR SEASON STATISTICS

TEAM	GP	GS	TACKLES							INTERCEPTIONS					O. FUMB			ST		MISC		
			TK	S	A	TFL	YDS	SK	YDS	QBH	NO	YDS	LG	TD	PD	FF	FR	YDS	S	A	S	A
2016 Chiefs	4	0	2	2	0	0	0	0.0	0.0	0	1	0	0	0	1	0	0	0	0	0	0	0
NFL TOTALS	4	0	2	2	0	0	0	0.0	0.0	0	1	0	0	0	1	0	0	0	0	0.0	0	0.0

2016 GAME-BY-GAME REGULAR SEASON STATISTICS (CHIEFS)

OPPONENT			TACKLES							INTERCEPTIONS					O. FUMB			ST		MISC		SCORE	
			TK	S	A	SK	YDS	TFL	YDS	QBH	NO	YDS	LG	TD	PD	FF	FR	YDS	S	A	S		A
09/11	CHARGERS	P	1	1	0	0.0	0.0	0	0	0	0	0	0	0	0	0	0	0	0	0	0	W 33-27+	
09/18	at Texans	P	0	0	0	0.0	0.0	0	0	0	0	0	0	0	0	0	0	0	0	0	0	L 12-19	
09/25	JETS	P	0	0	0	0.0	0.0	0	0	0	1	0	0	0	1	0	0	0	0	0	0	W 24-3	
10/02	at Steelers	P	1	1	0	0.0	0.0	0	0	0	0	0	0	0	0	0	0	0	0	0	0	L 14-43	
2016 TOTALS			4-0	2	2	0	0.0	0.0	0	0	0	1	0	0	0	1	0	0	0	0	0	0	2-2

+ - Overtime

25 Jamaal Charles RB 5-11 199lbs 29 9 Texas D3a-08

JAMAAL CHARLES - NFL REGULAR SEASON STATISTICS

TEAM	GP	GS	RUSHING					RECEIVING				
			NO.	YDS.	AVG.	LG	TD	NO.	YDS	AVG	LG	TD
2008 Chiefs	16	2	67	357	5.3	30	0	27	272	10.1	75	1
2009 Chiefs	15	10	190	1,120	5.9	76t	7	40	297	7.4	49	1
2010 Chiefs	16	6	230	1,467	6.4	80	5	45	468	10.4	31	3
2011 Chiefs	2	1	12	83	6.9	24	0	5	9	1.8	9	1
2012 Chiefs	16	15	285	1,509	5.3	91t	5	35	236	6.7	22	1
2013 Chiefs	15	15	259	1,287	5.0	46	12	70	693	9.9	71t	7
2014 Chiefs	15	15	206	1,033	5.0	63t	9	40	291	7.3	30t	5
2015 Chiefs	5	5	71	364	5.1	34t	4	21	177	8.4	26	1
2016* Chiefs	1	0	2	7	3.5	6	0	0	0	0.0	0	0
NFL TOTALS	101	69	1322	7,227	5.5	91t	42	283	2,443	8.6	75	20

JAMAAL CHARLES - NFL PLAYOFF STATISTICS

TEAM	GP	GS	RUSHING					RECEIVING				
			NO.	YDS.	AVG.	LG	TD	NO.	YDS	AVG	LG	TD
2010 Chiefs	1	0	9	82	9.1	41t	1	1	15	15.0	15	0
2011 Chiefs	0	0	0	0	0.0	0	0	0	0	0.0	0	0
2013 Chiefs	1	1	3	18	6.0	7	0	0	0	0.0	0	0
2015 Chiefs	0	0	0	0	0.0	0	0	0	0	0.0	0	0
NFL TOTALS	2	1	12	100	8.3	41t	1	1	15	15.0	15	0

JAMAAL CHARLES - NFL REGULAR SEASON RETURN STATISTICS

KICKOFF RETURNS													PUNT RETURNS					
TEAM		RET.	YDS.	AVG.	LG	TD	NO.		FC	YDS	AVG	LG	TD					
2008	Chiefs	15	321	21.4	40	0	0	0	0	0	0.0	0	0					
2009	Chiefs	36	925	25.7	97t	1	0	0	0	0	0.0	0	0					
2010	Chiefs	0	0	0.0	0	0	0	0	0	0	0.0	0	0					
2011	Chiefs	0	0	0.0	0	0	0	0	0	0	0.0	0	0					
2012	Chiefs	0	0	0.0	0	0	0	0	0	0	0.0	0	0					
2013	Chiefs	0	0	0.0	0	0	0	0	0	0	0.0	0	0					
2014	Chiefs	0	0	0.0	0	0	0	0	0	0	0.0	0	0					
2015	Chiefs	0	0	0.0	0	0	0	0	0	0	0.0	0	0					
2016	Chiefs	0	0	0.0	0	0	0	0	0	0	0.0	0	0					
NFL TOTALS		51	1,246	24.4	97t	1	0	0	0	0	0.0	0	0					

JAMAAL CHARLES - NFL PLAYOFF RETURN STATISTICS

TEAM	KICKOFF RETURNS					PUNT RETURNS					
	RET.	YDS.	AVG.	LG	TD	NO.	FC	YDS	AVG	LG	TD
2010 Chiefs	0	0	0.0	0	0	0	0	0	0.0	0	0
2011 Chiefs	0	0	0.0	0	0	0	0	0	0.0	0	0
2013 Chiefs	0	0	0.0	0	0	0	0	0	0.0	0	0
2015 Chiefs	0	0	0.0	0	0	0	0	0	0.0	0	0
NFL TOTALS	0	0	0.0	0	0	0	0	0	0.0	0	0

100-YARD RECEIVING GAMES (2)

DATE	TEAM	NO.	YDS.	AVG.	LG	TD
12/21/08	at Chiefs	3	102	34.0	75	0
12/15/13	at Raiders	8	195	24.4	71t	4

100-YARD RUSHING GAMES (23)

DATE	TEAM	ATT.	YDS.	AVG.	LG	TD
11/02/08	at Chiefs	18	106	5.9	22	0
11/15/09	at Raiders	18	103	5.7	44t	1
12/13/09	at Chiefs	20	143	7.2	76t	1
12/20/09	at Chiefs	25	154	6.2	47t	1
12/27/09	at Bengals	24	102	4.3	14	0
01/03/10	at Broncos	25	259	10.4	56t	2
10/31/10	at Chiefs	22	177	8.0	32	0
11/28/10	at Seahawks	22	173	7.9	29	1
12/05/10	at Chiefs	21	116	5.5	16	0
12/19/10	at Rams	11	126	11.5	80	1
09/23/12	at Saints	33	233	7.1	91t	1
10/07/12	at Chiefs	31	140	4.5	25	0
11/12/12	at Steelers	23	100	4.3	12t	1
11/25/12	at Chiefs	23	107	4.7	15	0
12/02/12	at Chiefs	27	127	4.7	16	0
12/09/12	at Browns	18	165	9.2	80t	1
12/23/12	at Chiefs	22	226	10.3	86t	1
10/06/13	at Titans	22	108	4.9	19	1
11/24/13	at Chiefs	14	115	8.2	46	2
12/08/13	at Redskins	19	150	7.9	35	1
12/22/13	at Chiefs	13	106	8.2	31t	1
11/16/14	at Chiefs	20	159	8.0	47	2
09/17/15	at Chiefs	21	125	6.0	34t	1

2016 GAME-BY-GAME REGULAR SEASON STATISTICS (CHIEFS)

		RECEIVING				RUSHING						
	OPPONENT	P/S	NO	YDS	LG	TD	ATT	YDS	LG	TD	W/L	SCORE
09/11	CHARGERS		INACTIVE								W	33-27+
09/18	at Texans		INACTIVE								L	12-19
09/25	JETS		INACTIVE								W	24-3
10/02	at Steelers	P	0	0	0	0	2	7	6	0	L	14-43
2016 TOTALS		1-0	0	0	0	0	2	7	6	0	2-2	

27 Kenneth Acker CB 6-0 195lbs 24 1 Southern Methodist T (SF)-16

KENNETH ACKER - NFL REGULAR SEASON STATISTICS

TEAM		GP GS		TACKLES							INTERCEPTIONS					O. FUMB			ST		MISC	
				TK	S	A	TFL	YDS	SK	YDS	QBH	NO	YDS	LG	TD	PD	FF	FR	YDS	S	A	S
2014 49ers		0	0	0	0	0	0	0.0	0.0	0	0	0	0	0	0	0	0	0	0	0	0	0
2015 49ers		15	13	63	53	10	2	6	0.0	0.0	0	3	45	45	0	8	0	0	0	2	0	0
2016 Chiefs		1	0	0	0	0	0	0	0.0	0.0	0	0	0	0	0	0	0	0	0	0	0	
NFL TOTALS		16	13	63	53	10	2	6	0.0	0.0	0	3	45	45	0	8	0	0	0	2	0.0	0

KENNETH ACKER - NFL PLAYOFF STATISTICS

TEAM	GPGS		TACKLES								INTERCEPTIONS					O. FUMB			ST		MISC	
			TK	S	A	TFL	YDS	SK	YDS	QBH	NO	YDS	LG	TD	PD	FF	FR	YDS	S	A	S	A
2014 49ers	0	0	0	0	0	0	0	0.0	0.0	0	0	0	0	0	0	0	0	0	0	0	0	0
NFL TOTALS	0	0	0	0	0	0	0	0.0	0.0	0	0	0	0	0	0	0	0	0	0.0	0	0	0.0

2016 GAME-BY-GAME REGULAR SEASON STATISTICS (CHIEFS)

OPPONENT		TACKLES								INTERCEPTIONS					O. FUMB			ST		MISC		SCORE	
		TK	S	A	SK	YDS	TFL	YDS	QBH	NO	YDS	LG	TD	PD	FF	FR	YDS	S	A	S	A		
09/11 CHARGERS										INACTIVE													W 33-27+
09/18 at Texans										INACTIVE													L 12-19
09/25 JETS										INACTIVE													W 24-3
10/02 at Steelers	P	0	0	0	0.0	0.0	0	0	0	0	0	0	0	0	0	0	0	0	0	0	L 14-43		
2016 TOTALS	1-0	0	0	0	0.0	0.0	0	0	0	0	0	0	0	0	0	0	0	0	0	0	2-2		

29 Eric Berry S 6-0 211lbs 27 7 Tennessee D1-10

ERIC BERRY - NFL REGULAR SEASON STATISTICS

		TACKLES									INTERCEPTIONS					O. FUMB			ST		MISC	
TEAM	GP	GS	TK	S	A	TFL	YDS	SK	YDS	QBH	NO	YDS	LG	TD	PD	FF	FR	YDS	S	A	S	A
2010 Chiefs	16	16	126	82	44	5	0	2.0	11.0	6	4	102	54t	1	13	1	0	0	5	0	0	0
2011 Chiefs	1	1	0	0	0	0	0	0.0	0.0	0	0	0	0	0	0	0	0	0	0	0	0	0
2012 Chiefs	16	16	86	73	13	10	0	0.0	0.0	0	1	0	0	0	10	0	0	0	0	0	0	0
2013 Chiefs	15	15	74	66	8	11	41	3.5	26.5	7	3	134	49	2	11	1	2	24	0	0	0	0
2014 Chiefs	6	5	37	32	5	0	0	0.0	0.0	1	0	0	0	0	2	0	0	0	0	0	0	0
2015 Chiefs	16	15	61	55	6	0	0	0.0	0.0	0	2	40	25	0	10	0	0	0	0	0	0	0
2016 Chiefs	4	4	17	14	3	0	0	0.0	0.0	0	1	0	0	0	3	0	0	0	0	0	0	0
NFL TOTALS	74	72	401	322	79	26	41	5.5	37.5	14	11	276	54t	3	49	2	2	24	5	0.0	0	0.0

ERIC BERRY - NFL PLAYOFF STATISTICS

TEAM	GP GS		TACKLES								INTERCEPTIONS					O. FUMB			ST		MISC	
			TK	S	A	TFL	YDS	SK	YDS	QBH	NO	YDS	LG	TD	PD	FF	FR	YDS	S	A	S	A
2010 Chiefs	1	1	12	11	1	0	0	0.0	0.0	0	0	0	0	0	4	0	0	0	0	0	0	0
2011 Chiefs	0	0	0	0	0	0	0	0.0	0.0	0	0	0	0	0	0	0	0	0	0	0	0	0
2013 Chiefs	1	1	9	7	2	0	0	0.0	0.0	0	0	0	0	0	0	1	0	0	0	0	0	0
2014 Chiefs	0	0	0	0	0	0	0	0.0	0.0	0	0	0	0	0	0	0	0	0	0	0	0	0
2015 Chiefs	2	2	10	8	2	1	2	0.0	0.0	0	1	0	0	0	1	0	0	0	0	0	0	0
NFL TOTALS	4	4	31	26	5	1	2	0.0	0.0	0	1	0	0	0	5	1	0	0	0	0.0	0	0.0

2016 GAME-BY-GAME REGULAR SEASON STATISTICS (CHIEFS)

OPPONENT		TACKLES								INTERCEPTIONS					O. FUMB			ST		MISC		SCORE
		TK	S	A	SK	YDS	TFL	YDS	QBH	NO	YDS	LG	TD	PD	FF	FR	YDS	S	A	S	A	
09/11 CHARGERS	S	6	6	0	0.0	0.0	0	0	0	0	0	0	0	0	0	0	0	0	0	0	0	W 33-27+
09/18 at Texans	S	5	2	3	0.0	0.0	0	0	0	0	0	0	0	0	0	0	0	0	0	0	0	L 12-19
09/25 JETS	S	3	3	0	0.0	0.0	0	0	0	1	0	0	0	3	0	0	0	0	0	0	0	W 24-3
10/02 at Steelers	S	3	3	0	0.0	0.0	0	0	0	0	0	0	0	0	0	0	0	0	0	0	0	L 14-43
2016 TOTALS	4-4	17	14	3	0.0	0.0	0	0	0	1	0	0	0	3	0	0	0	0	0	0	0	2-2

+ - Overtime

32 Spencer Ware RB 5-10 229lbs 24 2 Louisiana State FA-15

SPENCER WARE - NFL REGULAR SEASON STATISTICS

TEAM	GP	GS	RUSHING					RECEIVING				
			NO.	YDS.	AVG.	LG	TD	NO.	YDS	AVG	LG	TD
2013 Seahawks	2	0	3	10	3.3	5	0	0	0	0.0	0	0
2015 Chiefs	11	2	72	403	5.6	52	6	6	5	0.8	5	0
2016*Chiefs	4	4	54	284	5.3	46	1	11	199	18.1	45	0
NFL TOTALS	17	6	129	697	5.4	52	7	17	204	12.0	45	0

SPENCER WARE - NFL PLAYOFF STATISTICS

TEAM	GP	GS	RUSHING					RECEIVING				
			NO.	YDS.	AVG.	LG	TD	NO.	YDS	AVG	LG	TD
2013 Seahawks	0	0	0	0	0.0	0	0	0	0	0.0	0	0
2015 Chiefs	2	0	16	67	4.2	23	1	0	0	0.0	0	0
NFL TOTALS	2	0	16	67	4.2	23	1	0	0	0.0	0	0

SPENCER WARE - NFL REGULAR SEASON RETURN STATISTICS

TEAM	KICKOFF RETURNS					PUNT RETURNS					
	RET.	YDS.	AVG.	LG	TD	NO.	FC	YDS	AVG	LG	TD
2013 Seahawks	0	0	0.0	0	0	0	0	0	0.0	0	0
2015 Chiefs	1	14	14.0	14	0	0	0	0	0.0	0	0
2016 Chiefs	0	0	0.0	0	0	0	0	0	0.0	0	0
NFL TOTALS	1	14	14.0	14	0	0	0	0	0.0	0	0

SPENCER WARE - NFL PLAYOFF RETURN STATISTICS

TEAM	KICKOFF RETURNS					PUNT RETURNS					
	RET.	YDS.	AVG.	LG	TD	NO.	FC	YDS	AVG	LG	TD
2013 Seahawks	0	0	0.0	0	0	0	0	0	0.0	0	0
2015 Chiefs	0	0	0.0	0	0	0	0	0	0.0	0	0
NFL TOTALS	0	0	0.0	0	0	0	0	0	0.0	0	0

100-YARD RECEIVING GAMES (1)

DATE	TEAM	NO.	YDS.	AVG.	LG	TD
09/11/16*	CHARGERS	7	129	18.4	45	0

100-YARD RUSHING GAMES (1)

DATE	TEAM	ATT.	YDS.	AVG.	LG	TD
11/29/15	at Chiefs	19	114	6.0	35	1

2016 GAME-BY-GAME REGULAR SEASON STATISTICS (CHIEFS)

	OPPONENT	P/S	RECEIVING				RUSHING				W/L	SCORE
			NO	YDS	LG	TD	ATT	YDS	LG	TD		
09/11	CHARGERS	S	7	129	45	0	11	70	14	1	W	33-27+
09/18	at Texans	S	2	48	34	0	10	57	25	0	L	12-19
09/25	JETS	S	1	8	8	0	20	75	17	0	W	24-3
10/02	at Steelers	S	1	14	14	0	13	82	46	0	L	14-43
2016 TOTALS		4-4	11	199	45	0	54	284	46	1	2-2	

+ - Overtime

34	Knile Davis	RB	5-10	227lbs	25	4	Arkansas	D3b-13
----	-------------	----	------	--------	----	---	----------	--------

KNILE DAVIS - NFL REGULAR SEASON STATISTICS

TEAM	GP	GS	RUSHING						RECEIVING				
			NO.	YDS.	AVG.	LG	TD		NO.	YDS	AVG	LG	TD
2013 Chiefs	16	1	70	242	3.5	20	4		11	75	6.8	17	0
2014 Chiefs	16	1	134	463	3.5	48	6		16	147	9.2	70t	1
2015 Chiefs	14	0	28	72	2.6	10	1		2	24	12.0	12	0
2016* Chiefs	4	0	1	-2	-2.0	-2	0		2	14	7.0	11	0
NFL TOTALS	50	2	233	775	3.3	48	11		31	260	8.4	70t	1

KNILE DAVIS - NFL PLAYOFF STATISTICS

TEAM	GP	GS	RUSHING						RECEIVING				
			NO.	YDS.	AVG.	LG	TD		NO.	YDS	AVG	LG	TD
2013 Chiefs	1	0	18	67	3.7	13	1		7	33	4.7	13	1
2015 Chiefs	2	0	10	42	4.2	11	0		2	13	6.5	9	0
NFL TOTALS	3	0	28	109	3.9	13	1		9	46	5.1	13	1

KNILE DAVIS - NFL REGULAR SEASON RETURN STATISTICS

TEAM	KICKOFF RETURNS						PUNT RETURNS					
	RET.	YDS.	AVG.	LG	TD		NO.	FC	YDS	AVG	LG	TD
2013 Chiefs	10	321	32.1	108t	1		0	0	0	0.0	0	0
2014 Chiefs	29	829	28.6	99t	1		0	0	0	0.0	0	0
2015 Chiefs	24	603	25.1	54	0		0	0	0	0.0	0	0
2016 Chiefs	6	126	21.0	30	0		0	0	0	0.0	0	0
NFL TOTALS	69	1,879	27.2	108t	2		0	0	0	0.0	0	0

KNILE DAVIS - NFL PLAYOFF RETURN STATISTICS

TEAM	KICKOFF RETURNS						PUNT RETURNS					
	RET.	YDS.	AVG.	LG	TD		NO.	FC	YDS	AVG	LG	TD
2013 Chiefs	0	0	0.0	0	0		0	0	0	0.0	0	0
2015 Chiefs	4	196	49.0	106t	1		0	0	0	0.0	0	0
NFL TOTALS	4	196	49.0	106t	1		0	0	0	0.0	0	0

100-YARD RUSHING GAMES (2)

DATE	TEAM	ATT.	YDS.	AVG.	LG	TD
09/21/14	at Dolphins	32	132	4.1	21t	1
09/29/14	at Chiefs	16	107	6.7	48	0

2016 GAME-BY-GAME REGULAR SEASON STATISTICS (CHIEFS)

	OPPONENT	P/S	RECEIVING				RUSHING				W/L	SCORE
			NO	YDS	LG	TD	ATT	YDS	LG	TD		
09/11	CHARGERS	P	0	0	0	0	0	0	0	0	W	33-27+
09/18	at Texans	P	0	0	0	0	0	0	0	0	L	12-19
09/25	JETS	P	0	0	0	0	0	0	0	0	W	24-3
10/02	at Steelers	P	2	14	11	0	1	-2	-2	0	L	14-43
2016 TOTALS		4-0	2	14	11	0	1	-2	-2	0	2-2	

+ - Overtime

CHARCANDRICK WEST - NFL REGULAR SEASON STATISTICS

RUSHING													
TEAM	GP	GS	NO.	YDS.	AVG.	LG	TD	RECEIVING					
								NO.	YDS	AVG	LG	TD	
2014 Chiefs	6	0	0	0	0.0	0	0	0	0	0.0	0	0	0
2015 Chiefs	15	9	160	634	4.0	38t	4	20	214	10.7	80t	1	1
2016* Chiefs	3	0	12	63	5.3	28	0	10	34	3.4	7	0	0
NFL TOTALS	24	9	172	697	4.1	38t	4	30	248	8.3	80t	1	1

CHARCANDRICK WEST - NFL PLAYOFF STATISTICS

TEAM	GP	GS	RUSHING					RECEIVING				
			NO.	YDS.	AVG.	LG	TD	NO.	YDS	AVG	LG	TD
2014 Chiefs	0	0	0	0	0.0	0	0	0	0	0.0	0	0
2015 Chiefs	2	2	25	87	3.5	17	1	3	24	8.0	9	0
NFL TOTALS	2	2	25	87	3.5	17	1	3	24	8.0	9	0

CHARCANDRICK WEST - NFL REGULAR SEASON RETURN STATISTICS

KICKOFF RETURNS												
TEAM	RET.	YDS.	AVG.	LG	TD	PUNT RETURNS						
	NO.	FC	YDS	AVG	LG	TD						
2014 Chiefs	0	0	0	0.0	0	0	0	0	0	0.0	0	0
2015 Chiefs	0	0	0	0.0	0	0	0	0	0	0.0	0	0
2016 Chiefs	0	0	0	0.0	0	0	0	0	0	0.0	0	0
NFL TOTALS	0	0	0	0.0	0	0	0	0	0	0.0	0	0

CHARCANDRICK WEST - NFL PLAYOFF RETURN STATISTICS

TEAM	KICKOFF RETURNS					PUNT RETURNS					
	RET.	YDS.	AVG.	LG	TD	NO.	FC	YDS	AVG	LG	TD
2014 Chiefs	0	0	0.0	0	0	0	0	0	0.0	0	0
2015 Chiefs	0	0	0.0	0	0	0	0	0	0.0	0	0
NFL TOTALS	0	0	0.0	0	0	0	0	0	0.0	0	0

100-YARD RUSHING GAMES (1)

DATE	TEAM	ATT.	YDS.	AVG.	LG	TD
10/25/15	at Chiefs	22	110	5.0	36	1

2016 GAME-BY-GAME REGULAR SEASON STATISTICS (CHIEFS)

	OPPONENT	P/S	RECEIVING				RUSHING				W/L	SCORE
			NO	YDS	LG	TD	ATT	YDS	LG	TD		
09/11	CHARGERS	P	6	24	7	0	3	-1	8	0	W	33-27+
09/18	at Texans	P	1	2	2	0	6	61	28	0	L	12-19
09/25	JETS	P	3	8	6	0	3	3	2	0	W	24-3
10/02	at Steelers		INACTIVE								L	14-43
2016 TOTALS		3-0	10	34	7	0	12	63	28	0	2-2	

+ - Overtime

38	Ron Parker	DB	6-0	206lbs	29	4	Newberry	UFA-15
----	------------	----	-----	--------	----	---	----------	--------

RON PARKER - NFL REGULAR SEASON STATISTICS

TEAM	GP GS		TK	S	A	TACKLES					INTERCEPTIONS					O. FUMB			ST		MISC	
						TFL	YDS	SK	YDS	QBH	NO	YDS	LG	TD	PD	FF	FR	YDS	S	A	S	A
2011 Raiders	3	0	0	0	0	0	0	0.0	0.0	0	0	0	0	0	0	0	0	0	0	0	0	0
Went from Raiders to Seahawks .																						
2011 Seahawks	2	0	0	0	0	0	0	0.0	0.0	0	0	0	0	0	0	0	0	0	0	0	0	0
2012 Panthers	3	0	0	0	0	0	0	0.0	0.0	0	0	0	0	0	0	0	0	0	1	0	0	0
Went from Panthers to Seahawks .																						
2012 Seahawks	2	0	0	0	0	0	0	0.0	0.0	0	0	0	0	0	0	0	0	0	2	0	0	0
2013 Chiefs	16	1	7	7	0	0	0	1.0	3.0	0	2	29	15	0	3	1	3	20	10	0	0	0
2014 Chiefs	16	15	94	84	10	2	18	1.0	14.0	1	1	10	10	0	12	1	0	0	0	0	0	0
2015 Chiefs	16	16	78	67	11	6	17	5.0	16.0	5	3	5	5	0	12	1	0	0	0	0	0	0
2016 Chiefs	4	4	14	10	4	1	1	0.0	0.0	0	0	0	0	0	4	0	0	0	0	0	0	0
NFL TOTALS	62	36	193	168	25	9	36	7.0	33.0	6	6	44	15	0	31	3	3	20	13	0.0	0	0.0

RON PARKER - NFL PLAYOFF STATISTICS

TEAM	GP GS		TK	S	A	TACKLES					INTERCEPTIONS					O. FUMB			ST		MISC	
						TFL	YDS	SK	YDS	QBH	NO	YDS	LG	TD	PD	FF	FR	YDS	S	A	S	A
2013 Chiefs	1	0	0	0	0	0	0	0.0	0.0	0	0	0	0	0	0	0	0	0	1	0	0	0
2015 Chiefs	2	2	10	6	4	0	0	0.0	0.0	0	0	0	0	0	0	0	0	0	0	0	0	0
NFL TOTALS	3	2	10	6	4	0	0	0.0	0.0	0	0	0	0	0	0	0	0	0	1	0.0	0	0.0

2016 GAME-BY-GAME REGULAR SEASON STATISTICS (CHIEFS)

OPPONENT			TACKLES							INTERCEPTIONS					O. FUMB			ST		MISC		SCORE		
			TK	S	A	SK	YDS	TFL	YDS	QBH	NO	YDS	LG	TD	PD	FF	FR	YDS	S	A	S		A	
09/11	CHARGERS	S	4	3	1	0.0	0.0	0	0	0	0	0	0	0	1	0	0	0	0	0	0	0	W 33-27+	
09/18	at Texans	S	5	3	2	0.0	0.0	1	1	0	0	0	0	0	1	0	0	0	0	0	0	0	L 12-19	
09/25	JETS	S	3	3	0	0.0	0.0	0	0	0	0	0	0	0	2	0	0	0	0	0	0	0	W 24-3	
10/02	at Steelers	S	2	1	1	0.0	0.0	0	0	0	0	0	0	0	0	0	0	0	0	0	0	0	L 14-43	
2016 TOTALS			4-4	14	10	4	0.0	0.0	1	1	0	0	0	0	4	0	0	0	0	0	0	0	0	2-2

+ - Overtime

41	James Winchester	LS	6-3	240lbs	27	2	Oklahoma	FA-15
----	------------------	----	-----	--------	----	---	----------	-------

JAMES WINCHESTER - NFL REGULAR SEASON STATISTICS

TEAM	GP
2015 Chiefs	16
2016 Chiefs	4
NFL TOTALS	20

JAMES WINCHESTER - NFL PLAYOFF STATISTICS

TEAM	GP
2015 Chiefs	2
NFL TOTALS	2

2016 GAME-BY-GAME REGULAR SEASON STATISTICS (CHIEFS)

OPPONENT		W/L	SCORE
09/11 CHARGERS	P	W	33-27+
09/18 at Texans	P	L	12-19
09/25 JETS	P	W	24-3
10/02 at Steelers	P	L	14-43
2016 TOTALS	4	2-2	

+ - Overtime

42 Anthony Sherman FB 5-10 242lbs 27 4 Connecticut T (ARI)-13

ANTHONY SHERMAN - NFL REGULAR SEASON STATISTICS

TEAM	GP	GS	RUSHING					RECEIVING				
			NO.	YDS.	AVG.	LG	TD	NO.	YDS	AVG	LG	TD
2011 Cardinals	15	7	1	3	3.0	3	0	8	72	9.0	19	0
2012 Cardinals	13	4	0	0	0.0	0	0	5	39	7.8	19	0
2013 Chiefs	16	8	2	3	1.5	2	0	18	155	8.6	26	1
2014 Chiefs	16	6	2	8	4.0	4	0	10	71	7.1	24	1
2015 Chiefs	16	2	1	0	0.0	0	0	4	34	8.5	18	0
2016*Chiefs	4	0	0	0	0.0	0	0	1	3	3.0	3	0
NFL TOTALS	80	27	6	14	2.3	4	0	46	374	8.1	26	2

ANTHONY SHERMAN - NFL PLAYOFF STATISTICS

TEAM	GP	GS	RUSHING					RECEIVING				
			NO.	YDS.	AVG.	LG	TD	NO.	YDS	AVG	LG	TD
2013 Chiefs	1	1	0	0	0.0	0	0	2	1	0.5	5t	1
2015 Chiefs	2	0	0	0	0.0	0	0	2	4	2.0	3	0
NFL TOTALS	3	1	0	0	0.0	0	0	4	5	1.3	5t	1

ANTHONY SHERMAN - NFL REGULAR SEASON RETURN STATISTICS

TEAM	KICKOFF RETURNS					PUNT RETURNS					
	RET.	YDS.	AVG.	LG	TD	NO.	FC	YDS	AVG	LG	TD
2011 Cardinals	0	0	0.0	0	0	0	0	0	0.0	0	0
2012 Cardinals	0	0	0.0	0	0	0	0	0	0.0	0	0
2013 Chiefs	0	0	0.0	0	0	0	0	0	0.0	0	0
2014 Chiefs	1	13	13.0	13	0	0	0	0	0.0	0	0
2015 Chiefs	2	20	10.0	11	0	0	0	0	0.0	0	0
2016 Chiefs	0	0	0.0	0	0	0	0	0	0.0	0	0
NFL TOTALS	3	33	11.0	13	0	0	0	0	0.0	0	0

ANTHONY SHERMAN - NFL PLAYOFF RETURN STATISTICS

TEAM	KICKOFF RETURNS					PUNT RETURNS					
	RET.	YDS.	AVG.	LG	TD	NO.	FC	YDS	AVG	LG	TD
2013 Chiefs	0	0	0.0	0	0	0	0	0	0.0	0	0
2015 Chiefs	0	0	0.0	0	0	0	0	0	0.0	0	0
NFL TOTALS	0	0	0.0	0	0	0	0	0	0.0	0	0

2016 GAME-BY-GAME REGULAR SEASON STATISTICS (CHIEFS)

			RECEIVING				RUSHING				W/L	SCORE
			NO	YDS	LG	TD	ATT	YDS	LG	TD		
09/11	CHARGERS	P	0	0	0	0	0	0	0	0	W	33-27+
09/18	at Texans	P	0	0	0	0	0	0	0	0	L	12-19
09/25	JETS	P	1	3	3	0	0	0	0	0	W	24-3
10/02	at Steelers	P	0	0	0	0	0	0	0	0	L	14-43
2016 TOTALS	4-0		1	3	3	0	0	0	0	0	2-2	

+ - Overtime

49 Daniel Sorensen S 6-2 208lbs 26 3 Brigham Young FA-14

DANIEL SORENSEN - NFL REGULAR SEASON STATISTICS

TEAM	GPGS		TACKLES								INTERCEPTIONS					O. FUMB			ST		MISC	
			TK	S	A	TFL	YDS	SK	YDS	QBH	NO	YDS	LG	TD	PD	FF	FR	YDS	S	A	S	A
2014 Chiefs	9	0	0	0	0	0	0	0.0	0.0	0	0	0	0	0	0	0	0	0	6	1	0	0
2015 Chiefs	16	0	16	14	2	1	7	1.0	7.0	2	0	0	0	0	2	0	0	0	6	1	0	0
2016 Chiefs	4	0	9	8	1	1	1	0.0	0.0	1	1	0	0	0	2	0	0	0	1	0	0	0
NFL TOTALS	29	0	25	22	3	2	8	1.0	7.0	3	1	0	0	0	4	0	0	0	13	2.0	0	0.0

DANIEL SORENSEN - NFL PLAYOFF STATISTICS

TEAM	GPGS		TACKLES								INTERCEPTIONS					O. FUMB			ST		MISC	
			TK	S	A	TFL	YDS	SK	YDS	QBH	NO	YDS	LG	TD	PD	FF	FR	YDS	S	A	S	A
2014 Chiefs	0	0	0	0	0	0	0	0.0	0.0	0	0	0	0	0	0	0	0	0	0	0	0	0
2015 Chiefs	2	0	1	0	1	0	0	0.0	0.0	0	0	0	0	0	0	0	0	0	0	0	0	0
NFL TOTALS	2	0	1	0	1	0	0	0.0	0.0	0	0	0	0	0	0	0	0	0	0	0.0	0	0.0

2016 GAME-BY-GAME REGULAR SEASON STATISTICS (CHIEFS)

OPPONENT		TACKLES							INTERCEPTIONS					O. FUMB			ST		MISC			SCORE
		TK	S	A	SK	YDS	TFL	YDS	QBH	NO	YDS	LG	TD	PD	FF	FR	YDS	S	A	S	A	
09/11 CHARGERS	P	0	0	0	0.0	0.0	0	0	1	0	0	0	0	0	0	0	0	0	0	0	0	W 33-27+
09/18 at Texans	P	2	2	0	0.0	0.0	0	0	0	0	0	0	0	0	0	0	0	1	0	0	0	L 12-19
09/25 JETS	P	2	2	0	0.0	0.0	0	0	0	1	0	0	0	2	0	0	0	0	0	0	0	W 24-3
10/02 at Steelers	P	5	4	1	0.0	0.0	1	1	0	0	0	0	0	0	0	0	0	0	0	0	0	L 14-43
2016 TOTALS	4-0	9	8	1	0.0	0.0	1	1	1	1	0	0	0	2	0	0	0	1	0	0	0	2-2

+ - Overtime

51 Frank Zombo

LB

6-3

254lbs

29

4

Central Michigan

UFA-16

FRANK ZOMBO - NFL REGULAR SEASON STATISTICS

TEAM	GP GS		TACKLES							INTERCEPTIONS					O. FUMB			ST		MISC		
			TK	S	A	TFL	YDS	SK	YDS	QBH	NO	YDS	LG	TD	PD	FF	FR	YDS	S	A	S	A
2010 Packers	13	8	38	28	10	5	0	4.0	34.0	6	0	0	0	0	0	2	0	0	0	0	0	0
2011 Packers	5	1	9	7	2	1	0	1.0	7.0	1	0	0	0	0	0	0	0	0	1	0	0	0
2012 Packers	7	0	6	4	2	0	0	0.0	0.0	0	0	0	0	0	0	0	0	0	1	1	0	0
2013 Chiefs	16	5	23	20	3	0	0	2.0	15.0	5	1	5	5	0	2	1	1	0	3	1	0	0
2014 Chiefs	16	0	1	1	0	0	0	0.0	0.0	0	0	0	0	0	0	0	2	0	7	0	0	0
2015 Chiefs	16	2	10	8	2	2	14	3.0	25.0	5	0	0	0	0	0	1	0	0	8	1	0	0
2016 Chiefs	4	4	20	15	5	1	1	0.0	0.0	0	0	0	0	0	1	1	0	0	0	0	0	0
NFL TOTALS	77	20	107	83	24	9	15	10.0	81.0	17	1	5	5	0	3	5	3	0	20	3.0	0	0.0

FRANK ZOMBO - NFL PLAYOFF STATISTICS

TEAM	GP GS		TACKLES							INTERCEPTIONS					O. FUMB			ST		MISC		
			TK	S	A	TFL	YDS	SK	YDS	QBH	NO	YDS	LG	TD	PD	FF	FR	YDS	S	A	S	A
2010 Packers	1	1	5	5	0	2	0	1.0	2.0	1	0	0	0	0	0	0	0	0	0	0	0	0
2011 Packers	1	0	1	0	1	0	0	0.0	0.0	0	0	0	0	0	0	0	0	0	0	0	0	0
2012 Packers	0	0	0	0	0	0	0	0.0	0.0	0	0	0	0	0	0	0	0	0	0	0	0	0
2013 Chiefs	1	0	1	1	0	0	0	0.0	0.0	0	0	0	0	0	0	0	0	0	0	0	0	0
2015 Chiefs	2	1	1	1	0	0	0	0.0	0.0	0	0	0	0	0	0	0	0	0	0	0	0	0
NFL TOTALS	5	2	8	7	1	2	0	1.0	2.0	1	0	0	0	0	0	0	0	0	0	0.0	0	0.0

2016 GAME-BY-GAME REGULAR SEASON STATISTICS (CHIEFS)

OPPONENT		TACKLES							INTERCEPTIONS					O. FUMB			ST		MISC			SCORE
		TK	S	A	SK	YDS	TFL	YDS	QBH	NO	YDS	LG	TD	PD	FF	FR	YDS	S	A	S	A	
09/11 CHARGERS	S	6	5	1	0.0	0.0	0	0	0	0	0	0	0	1	0	0	0	0	0	0	0	W 33-27+
09/18 at Texans	S	5	4	1	0.0	0.0	0	0	0	0	0	0	0	0	0	0	0	0	0	0	0	L 12-19
09/25 JETS	S	5	3	2	0.0	0.0	0	0	0	0	0	0	0	0	1	0	0	0	0	0	0	W 24-3
10/02 at Steelers	S	4	3	1	0.0	0.0	1	1	0	0	0	0	0	0	0	0	0	0	0	0	0	L 14-43
2016 TOTALS	4-4	20	15	5	0.0	0.0	1	1	0	0	0	0	0	1	1	0	0	0	0	0	0	2-2

+ - Overtime

52 Dadi Nicolas

LB

6-3

235lbs

24

R

Virginia Tech

D6b-16

DADI NICOLAS - NFL REGULAR SEASON STATISTICS

TEAM	GP GS		TACKLES							INTERCEPTIONS					O. FUMB			ST		MISC		
			TK	S	A	TFL	YDS	SK	YDS	QBH	NO	YDS	LG	TD	PD	FF	FR	YDS	S	A	S	A
2016 Chiefs	3	0	0	0	0	0	0	0.0	0.0	0	0	0	0	0	0	0	0	0	0	0	0	0
NFL TOTALS	3	0	0	0	0	0	0	0.0	0.0	0	0	0	0	0	0	0	0	0	0	0.0	0	0.0

2016 GAME-BY-GAME REGULAR SEASON STATISTICS (CHIEFS)

OPPONENT		TACKLES							INTERCEPTIONS					O. FUMB			ST		MISC			SCORE
		TK	S	A	SK	YDS	TFL	YDS	QBH	NO	YDS	LG	TD	PD	FF	FR	YDS	S	A	S	A	
09/11 CHARGERS	P	0	0	0	0.0	0.0	0	0	0	0	0	0	0	0	0	0	0	0	0	0	0	W 33-27+
09/18 at Texans		DID NOT PLAY																				L 12-19
09/25 JETS	P	0	0	0	0.0	0.0	0	0	0	0	0	0	0	0	0	0	0	0	0	0	0	W 24-3
10/02 at Steelers	P	0	0	0	0.0	0.0	0	0	0	0	0	0	0	0	0	0	0	0	0	0	0	L 14-43
2016 TOTALS	3-0	0	0	0	0.0	0.0	0	0	0	0	0	0	0	0	0	0	0	0	0	0	0	2-2

+ - Overtime

54	Sio Moore	LB	6-1	245lbs	26	1	Connecticut	FA-16
----	-----------	----	-----	--------	----	---	-------------	-------

SIO MOORE - NFL REGULAR SEASON STATISTICS

TEAM	GPGS	TACKLES								INTERCEPTIONS					O. FUMB			ST		MISC	
		TK	S	A	TFL	YDS	SK	YDS	QBH	NO	YDS	LG	TD	PD	FF	FR	YDS	S	A	S	A
2013 Raiders	15 11	47	36	11	6	32	4.5	29.5	9	0	0	0	0	0	1	0	0	2	1	0	0
2014 Raiders	11 11	90	67	23	9	29	3.0	21.0	4	0	0	0	0	1	1	0	0	0	0	0	0
2015 Colts	12 0	7	4	3	1	1	0.0	0.0	0	0	0	0	0	0	0	0	0	5	1	0	0
2016 Colts	4 4	30	25	5	2	2	0.0	0.0	0	0	0	0	0	0	0	0	0	0	0	0	0
NFL TOTALS	42 26	174	132	42	18	64	7.5	50.5	13	0	0	0	0	1	2	0	0	7	2.0	0	0.0

2016 GAME-BY-GAME REGULAR SEASON STATISTICS (COLTS)

OPPONENT		TACKLES							INTERCEPTIONS					O. FUMB			ST		MISC			SCORE
		TK	S	A	SK	YDS	TFL	YDS	QBH	NO	YDS	LG	TD	PD	FF	FR	YDS	S	A	S	A	
09/11 LIONS	S	13	10	3	0.0	0.0	1	1	0	0	0	0	0	0	0	0	0	0	0	0	0	L 35-39
09/18 at Broncos	S	5	4	1	0.0	0.0	0	0	0	0	0	0	0	0	0	0	0	0	0	0	0	L 20-34
09/25 CHARGERS	S	8	7	1	0.0	0.0	0	0	0	0	0	0	0	0	0	0	0	0	0	0	0	W 26-22
10/02 at Jaguars	S	4	4	0	0.0	0.0	1	1	0	0	0	0	0	0	0	0	0	0	0	0	0	L 27-30
2016 TOTALS	4-4	30	25	5	0.0	0.0	2	2	0	0	0	0	0	0	0	0	0	0	0	0	0	1-3

55	Dee Ford	LB	6-2	252lbs	25	3	Auburn	D1-14
----	----------	----	-----	--------	----	---	--------	-------

DEE FORD - NFL REGULAR SEASON STATISTICS

TEAM	GP	GS	TACKLES								INTERCEPTIONS					O. FUMB			ST		MISC	
			TK	S	A	TFL	YDS	SK	YDS	QBH	NO	YDS	LG	TD	PD	FF	FR	YDS	S	A	S	A
2014 Chiefs	16	0	8	4	4	0	0	1.5	10.0	5	0	0	0	0	1	0	0	0	0	0	0	0
2015 Chiefs	14	5	23	21	2	6	28	4.0	25.0	10	0	0	0	0	2	0	0	0	0	0	0	0
2016 Chiefs	4	4	14	9	5	1	10	1.5	12.5	3	0	0	0	0	1	0	0	0	0	0	0	0
NFL TOTALS	34	9	45	34	11	7	38	7.0	47.5	18	0	0	0	0	4	0	0	0	0	0.0	0	0.0

DEE FORD - NFL PLAYOFF STATISTICS

TEAM	GP	GS	TACKLES							INTERCEPTIONS					O. FUMB			ST		MISC		
			TK	S	A	TFL	YDS	SK	YDS	QBH	NO	YDS	LG	TD	PD	FF	FR	YDS	S	A	S	A
2015 Chiefs	2	1	6	6	0	2	8	0.0	0.0	1	0	0	0	0	0	0	0	0	0	0	0	0
NFL TOTALS	2	1	6	6	0	2	8	0.0	0.0	1	0	0	0	0	0	0	0	0	0.0	0	0.0	

2016 GAME-BY-GAME REGULAR SEASON STATISTICS (CHIEFS)

OPPONENT		TACKLES							INTERCEPTIONS					O. FUMB			ST		MISC			SCORE
		TK	S	A	SK	YDS	TFL	YDS	QBH	NO	YDS	LG	TD	PD	FF	FR	YDS	S	A	S	A	
09/11 CHARGERS	S	4	4	0	1.0	10.0	1	10	1	0	0	0	0	0	0	0	0	0	0	0	0	W 33-27+
09/18 at Texans	S	3	2	1	0.0	0.0	0	0	1	0	0	0	0	1	0	0	0	0	0	0	0	L 12-19
09/25 JETS	S	1	1	0	0.0	0.0	0	0	0	0	0	0	0	0	0	0	0	0	0	0	0	W 24-3
10/02 at Steelers	S	6	2	4	0.5	2.5	0	0	1	0	0	0	0	0	0	0	0	0	0	0	0	L 14-43
2016 TOTALS	4-4	14	9	5	1.5	12.5	1	10	3	0	0	0	0	1	0	0	0	0	0	0	0	2-2

+ - Overtime

56 Derrick Johnson

LB

6-3

242lbs

33

12

Texas

UFA-16

DERRICK JOHNSON - NFL REGULAR SEASON STATISTICS

TEAM	GP	GS	TACKLES							INTERCEPTIONS					O. FUMB			ST		MISC		
			TK	S	A	TFL	YDS	SK	YDS	QBH	NO	YDS	LG	TD	PD	FF	FR	YDS	S	A	S	A
2005 Chiefs	16	16	110	87	23	0	0	2.0	14.0	0	0	0	0	0	5	2	1	0	1	0	0	0
2006 Chiefs	13	12	83	66	17	0	0	4.5	22.5	5	0	0	0	0	2	2	2	0	0	0	0	0
2007 Chiefs	16	16	107	91	16	1	2	4.0	34.0	6	2	18	12	0	6	3	0	0	1	0	0	0
2008 Chiefs	14	14	90	65	25	6	0	1.5	12.5	2	1	7	7	0	6	4	0	0	1	0	0	0
2009 Chiefs	15	3	33	24	9	2	0	1.0	7.0	1	3	175	70	2	5	1	0	0	4	1	0	0
2010 Chiefs	16	16	147	107	40	8	0	1.0	11.0	1	1	15	15t	1	16	4	1	0	0	0	0	0
2011 Chiefs	16	16	179	131	48	10	0	2.0	10.0	3	2	18	17	0	9	1	1	0	0	0	0	0
2012 Chiefs	16	16	125	110	15	12	0	2.0	10.0	5	0	0	0	0	4	3	0	0	0	0	0	0
2013 Chiefs	15	15	107	95	12	12	35	4.5	27.0	10	2	44	41	0	6	0	2	11	0	0	0	0
2014 Chiefs	1	1	4	4	0	0	0	0.0	0.0	0	0	0	0	0	0	0	0	0	0	0	0	0
2015 Chiefs	16	16	116	95	21	8	33	4.0	23.0	5	2	23	18	0	8	2	0	0	0	0	0	0
2016 Chiefs	4	4	31	25	6	2	13	1.0	8.0	1	1	55	55t	1	2	0	0	0	0	0	0	0
NFL TOTALS	158	145	1132	900	232	61	83	27.5	179.0	39	14	355	70	4	69	22	7	11	7	1.0	0	0.0

DERRICK JOHNSON - NFL PLAYOFF STATISTICS

TEAM	GP	GS	TACKLES							INTERCEPTIONS					O. FUMB			ST		MISC		
			TK	S	A	TFL	YDS	SK	YDS	QBH	NO	YDS	LG	TD	PD	FF	FR	YDS	S	A	S	A
2006 Chiefs	1	1	12	10	2	0	0	0.0	0.0	0	0	0	0	0	0	0	0	0	0	0	0	0
2010 Chiefs	1	1	8	7	1	0	0	0.0	0.0	0	0	0	0	0	0	0	0	0	0	0	0	0
2013 Chiefs	1	1	3	2	1	0	0	0.0	0.0	0	0	0	0	0	0	0	0	0	0	0	0	0
2014 Chiefs	0	0	0	0	0	0	0	0.0	0.0	0	0	0	0	0	0	0	0	0	0	0	0	0
2015 Chiefs	2	2	10	5	5	0	0	0.0	0.0	0	0	0	0	0	0	0	0	0	0	0	0	0
NFL TOTALS	5	5	33	24	9	0	0	0.0	0.0	0	0	0	0	0	0	0	0	0	0	0.0	0	0.0

2016 GAME-BY-GAME REGULAR SEASON STATISTICS (CHIEFS)

OPPONENT		TACKLES							INTERCEPTIONS					O. FUMB			ST		MISC			SCORE
		TK	S	A	SK	YDS	TFL	YDS	QBH	NO	YDS	LG	TD	PD	FF	FR	YDS	S	A	S	A	
09/11 CHARGERS	S	5	5	0	0.0	0.0	0	0	0	0	0	0	0	0	0	0	0	0	0	0	0	W 33-27+
09/18 at Texans	S	11	8	3	1.0	8.0	1	8	1	0	0	0	0	0	0	0	0	0	0	0	0	L 12-19
09/25 JETS	S	10	8	2	0.0	0.0	1	5	0	1	55	55	1	2	0	0	0	0	0	0	0	W 24-3
10/02 at Steelers	S	5	4	1	0.0	0.0	0	0	0	0	0	0	0	0	0	0	0	0	0	0	0	L 14-43
2016 TOTALS	4-4	31	25	6	1.0	8.0	2	13	1	1	55	55t	1	2	0	0	0	0	0	0	0	2-2

+ - Overtime

57 D.J. Alexander

LB

6-2

233lbs

25

2

Oregon State

D5a-15

D.J. ALEXANDER - NFL REGULAR SEASON STATISTICS

TEAM	GPGS	TACKLES									INTERCEPTIONS					O. FUMB			ST		MISC	
		TK	S	A	TFL	YDS	SK	YDS	QBH	NO	YDS	LG	TD	PD	FF	FR	YDS	S	A	S	A	
2015 Chiefs	16 0	2	1	1	0	0	0.0	0.0	0	0	0	0	0	0	0	0	0	11	0	0	0	
2016 Chiefs	4 0	0	0	0	0	0	0.0	0.0	0	0	0	0	0	0	0	0	0	2	1	0	0	
NFL TOTALS	20 0	2	1	1	0	0	0.0	0.0	0	0	0	0	0	0	0	0	0	13	1.0	0	0.0	

D.J. ALEXANDER - NFL PLAYOFF STATISTICS

TEAM	GPGS	TACKLES									INTERCEPTIONS					O. FUMB			ST		MISC	
		TK	S	A	TFL	YDS	SK	YDS	QBH	NO	YDS	LG	TD	PD	FF	FR	YDS	S	A	S	A	
2015 Chiefs	2 0	0	0	0	0	0	0.0	0.0	0	0	0	0	0	0	0	0	0	1	0	0	0	
NFL TOTALS	2 0	0	0	0	0	0	0.0	0.0	0	0	0	0	0	0	0	0	0	1	0.0	0	0.0	

2016 GAME-BY-GAME REGULAR SEASON STATISTICS (CHIEFS)

OPPONENT		TACKLES								INTERCEPTIONS					O. FUMB			ST		MISC		SCORE
		TK	S	A	SK	YDS	TFL	YDS	QBH	NO	YDS	LG	TD	PD	FF	FR	YDS	S	A	S	A	
09/11	CHARGERS	P	0	0	0	0.0	0.0	0	0	0	0	0	0	0	0	0	0	0	0	0	0	W 33-27+
09/18	at Texans	P	0	0	0	0.0	0.0	0	0	0	0	0	0	0	0	0	0	1	0	0	0	L 12-19
09/25	JETS	P	0	0	0	0.0	0.0	0	0	0	0	0	0	0	0	0	0	1	1	0	0	W 24-3
10/02	at Steelers	P	0	0	0	0.0	0.0	0	0	0	0	0	0	0	0	0	0	0	0	0	0	L 14-43
2016 TOTALS		4-0	0	0	0	0.0	0.0	0	0	0	0	0	0	0	0	0	0	2	1	0	0	2-2

+ - Overtime

59 Justin March-Lillard LB 6-0 222lbs 23 2 Akron CFA-15

JUSTIN MARCH-LILLARD - NFL REGULAR SEASON STATISTICS

TEAM	GP GS	TACKLES									INTERCEPTIONS					O. FUMB			ST			MISC	
		TK	S	A	TFL	YDS	SK	YDS	QBH	NO	YDS	LG	TD	PD	FF	FR	YDS	S	A	S	A		
2015 Chiefs	0 0	0	0	0	0	0	0.0	0.0	0	0	0	0	0	0	0	0	0	0	0	0	0		
2016 Chiefs	4 4	22	15	7	1	2	0.0	0.0	0	0	0	0	0	1	0	0	0	0	0	0	0		
NFL TOTALS	4 4	22	15	7	1	2	0.0	0.0	0	0	0	0	0	1	0	0	0	0	0.0	0	0.0		

JUSTIN MARCH-LILLARD - NFL PLAYOFF STATISTICS

TEAM	GPGS	TACKLES									INTERCEPTIONS					O. FUMB			ST		MISC	
		TK	S	A	TFL	YDS	SK	YDS	QBH	NO	YDS	LG	TD	PD	FF	FR	YDS	S	A	S	A	
2015 Chiefs	0 0	0	0	0	0	0	0.0	0.0	0	0	0	0	0	0	0	0	0	0	0	0	0	
NFL TOTALS	0 0	0	0	0	0	0	0 0.0	0.0	0	0	0	0	0	0	0	0	0	0 0.0	0	0	0.0	

2016 GAME-BY-GAME REGULAR SEASON STATISTICS (CHIEFS)

OPPONENT		TACKLES								INTERCEPTIONS						O. FUMB			ST		MISC		SCORE
		TK	S	A	SK	YDS	TFL	YDS	QBH	NO	YDS	LG	TD	PD	FF	FR	YDS	S	A	S	A		
09/11	CHARGERS	S	9	8	1	0.0	0.0	0	0	0	0	0	0	0	0	0	0	0	0	0	0	W	33-27+
09/18	at Texans	S	8	4	4	0.0	0.0	1	2	0	0	0	0	0	0	0	0	0	0	0	0	L	12-19
09/25	JETS	S	0	0	0	0.0	0.0	0	0	0	0	0	0	1	0	0	0	0	0	0	0	W	24-3
10/02	at Steelers	S	5	3	2	0.0	0.0	0	0	0	0	0	0	0	0	0	0	0	0	0	0	L	14-43
2016 TOTALS		4-4	22	15	7	0.0	0.0	1	2	0	0	0	0	1	0	0	0	0	0	0	0	2-2	

+ - Overtime

61 Mitch Morse C 6-6 305lbs 24 2 Missouri D2-15

MITCH MORSE - NFL REGULAR SEASON STATISTICS

TEAM	GP	GS
2015 Chiefs	15	15
2016 Chiefs	4	4
NFL TOTALS	19	19

MITCH MORSE - NFL PLAYOFF STATISTICS

TEAM	GP	GS
2015 Chiefs	0	0
NFL TOTALS	0	0

2016 GAME-BY-GAME REGULAR SEASON STATISTICS (CHIEFS)

OPPONENT	P/S	W/L	SCORE
09/11 CHARGERS	S	W	33-27+
09/18 at Texans	S	L	12-19
09/25 JETS	S	W	24-3
10/02 at Steelers	S	L	14-43
2016 TOTALS	4-4	2-2	

+ - Overtime

65 Jordan Devey G 6-6 320lbs 28 1 Memphis FA-16

JORDAN DEVEY - NFL REGULAR SEASON STATISTICS

TEAM	GP	GS
2014 Patriots	7	4
2015 49ers	15	9
2016 Chiefs	1	1
NFL TOTALS	23	14

JORDAN DEVEY - NFL PLAYOFF STATISTICS

TEAM	GP	GS
2014 Patriots	0	0
2016 Chiefs	0	0
NFL TOTALS	0	0

2016 GAME-BY-GAME REGULAR SEASON STATISTICS (CHIEFS)

OPPONENT	P/S		W/L	SCORE
09/11 CHARGERS		PRACTICE SQUAD	W	33-27+
09/18 at Texans		DID NOT PLAY	L	12-19
09/25 JETS	S		W	24-3
10/02 at Steelers		INACTIVE	L	14-43
2016 TOTALS	1-1		2-2	

70 Bryan Witzmann T 6-7 320lbs 26 1 South Dakota State W (DAL)-16

BRYAN WITZMANN - NFL REGULAR SEASON STATISTICS

TEAM	GP	GS
2016 Chiefs	2	0
NFL TOTALS	2	0

2016 GAME-BY-GAME REGULAR SEASON STATISTICS (CHIEFS)

OPPONENT	P/S		W/L	SCORE
09/11 CHARGERS		INACTIVE	W	33-27+
09/18 at Texans	P		L	12-19
09/25 JETS	P		W	24-3
10/02 at Steelers		DID NOT PLAY	L	14-43
2016 TOTALS	2-0		2-2	

71 Mitchell Schwartz T 6-5 320lbs 27 1 California UFA-16

MITCHELL SCHWARTZ - NFL REGULAR SEASON STATISTICS

TEAM	GP	GS
2012 Browns	16	16
2013 Browns	16	16
2014 Browns	16	16
2015 Browns	16	16
2016 Chiefs	4	4
NFL TOTALS	68	68

2016 GAME-BY-GAME REGULAR SEASON STATISTICS (CHIEFS)

OPPONENT	P/S		W/L	SCORE
09/11 CHARGERS	S		W	33-27+
09/18 at Texans	S		L	12-19
09/25 JETS	S		W	24-3
10/02 at Steelers	S		L	14-43
2016 TOTALS	4-4		2-2	

+ - Overtime

72	Eric Fisher	T	6-7	315lbs	25	4	Central Michigan	D1-13
----	-------------	---	-----	--------	----	---	------------------	-------

ERIC FISHER - NFL REGULAR SEASON STATISTICS

TEAM	GP	GS
2013 Chiefs	14	13
2014 Chiefs	16	16
2015 Chiefs	16	14
2016 Chiefs	4	4
NFL TOTALS	50	47

ERIC FISHER - NFL PLAYOFF STATISTICS

TEAM	GP	GS
2013 Chiefs	0	0
2015 Chiefs	2	2
NFL TOTALS	2	2

2016 GAME-BY-GAME REGULAR SEASON STATISTICS (CHIEFS)

OPPONENT	P/S	W/L	SCORE
09/11 CHARGERS	S	W	33-27+
09/18 at Texans	S	L	12-19
09/25 JETS	S	W	24-3
10/02 at Steelers	S	L	14-43
2016 TOTALS	4-4	2-2	

+ - Overtime

73	Zach Fulton	OL	6-5	316lbs	25	3	Tennessee	D6a-14
----	-------------	----	-----	--------	----	---	-----------	--------

ZACH FULTON - NFL REGULAR SEASON STATISTICS

TEAM	GP	GS
2014 Chiefs	16	16
2015 Chiefs	16	6
2016 Chiefs	4	3
NFL TOTALS	36	25

ZACH FULTON - NFL PLAYOFF STATISTICS

TEAM	GP	GS
2015 Chiefs	2	2
NFL TOTALS	2	2

2016 GAME-BY-GAME REGULAR SEASON STATISTICS (CHIEFS)

OPPONENT	P/S	W/L	SCORE
09/11 CHARGERS	P	W	33-27+
09/18 at Texans	S	L	12-19
09/25 JETS	S	W	24-3
10/02 at Steelers	S	L	14-43
2016 TOTALS	4-3	2-2	

+ - Overtime

75	Jah Reid	T	6-7	325lbs	28	2	Central Florida	FA-15
----	----------	---	-----	--------	----	---	-----------------	-------

JAH REID - NFL REGULAR SEASON STATISTICS

TEAM	GP	GS
2011 Ravens	16	0
2012 Ravens	9	7
2013 Ravens	10	0
2014 Ravens	4	0
2015 Chiefs	10	10
2016 Chiefs	1	1
NFL TOTALS	50	18

JAH REID - NFL PLAYOFF STATISTICS

TEAM	GP	GS
2011 Ravens	2	0
2012 Ravens	0	0
2014 Ravens	0	0
2015 Chiefs	2	1
NFL TOTALS	4	1

2016 GAME-BY-GAME REGULAR SEASON STATISTICS (CHIEFS)

OPPONENT	P/S	W/L	SCORE
09/11 CHARGERS		W	33-27+
09/18 at Texans	S	L	12-19
09/25 JETS		W	24-3
10/02 at Steelers		L	14-43
2016 TOTALS	1-1	2-2	

76	Laurent Duvernay-Tardif	G	6-5	321lbs	25	3	McGill	D6b-14
----	-------------------------	---	-----	--------	----	---	--------	--------

LAURENT DUVERNAY-TARDIF - NFL REGULAR SEASON STATISTICS

TEAM	GP	GS
2014 Chiefs	0	0
2015 Chiefs	16	13
2016 Chiefs	2	2
NFL TOTALS	18	15

LAURENT DUVERNAY-TARDIF - NFL PLAYOFF STATISTICS

TEAM	GP	GS
2015 Chiefs	1	1
NFL TOTALS	1	1

2016 GAME-BY-GAME REGULAR SEASON STATISTICS (CHIEFS)

OPPONENT	P/S		W/L	SCORE
09/11 CHARGERS	S	INACTIVE DID NOT PLAY	W	33-27+
09/18 at Texans			L	12-19
09/25 JETS			W	24-3
10/02 at Steelers	S		L	14-43
2016 TOTALS	2-2		2-2	

+ - Overtime

79 Parker Ehinger OL 6-6 310lbs 23 1 Cincinnati D4a-16

PARKER EHINGER - NFL REGULAR SEASON STATISTICS

TEAM	GP	GS
2016 Chiefs	2	1
NFL TOTALS	2	1

2016 GAME-BY-GAME REGULAR SEASON STATISTICS (CHIEFS)

OPPONENT	P/S		W/L	SCORE
09/11 CHARGERS	S	INACTIVE INACTIVE	W	33-27+
09/18 at Texans			L	12-19
09/25 JETS			W	24-3
10/02 at Steelers	P		L	14-43
2016 TOTALS	2-1		2-2	

+ - Overtime

80 James O'Shaughnessy TE 6-4 245lbs 24 2 Illinois State D5b-15

JAMES O'SHAUGHNESSY - NFL REGULAR SEASON STATISTICS

2015-2016 NFL Season													
TEAM	GP	GS	RUSHING					RECEIVING					
			NO.	YDS.	AVG.	LG	TD	NO.	YDS	AVG	LG	TD	
2015 Chiefs	7	3	0	0	0.0	0	0	6	87	14.5	30	0	
2016* Chiefs	4	0	0	0	0.0	0	0	0	0	0.0	0	0	
NFL TOTALS	11	3	0	0	0.0	0	0	6	87	14.5	30	0	

JAMES O'SHAUGHNESSY - NFL PLAYOFF STATISTICS

TEAM	GP	GS	RUSHING					RECEIVING					
			NO.	YDS.	AVG.	LG	TD	NO.	YDS	AVG	LG	TD	
2015 Chiefs	0	0	0	0	0.0	0	0	0	0	0	0.0	0	0
NFL TOTALS	0	0	0	0	0.0	0	0	0	0	0	0.0	0	0

JAMES O'SHAUGHNESSY - NFL REGULAR SEASON RETURN STATISTICS

TEAM	KICKOFF RETURNS					PUNT RETURNS					
	RET.	YDS.	AVG.	LG	TD	NO.	FC	YDS	AVG	LG	TD
2015 Chiefs	0	0	0.0	0	0	0	0	0	0.0	0	0
2016 Chiefs	0	0	0.0	0	0	0	0	0	0.0	0	0
NFL TOTALS	0	0	0.0	0	0	0	0	0	0.0	0	0

JAMES O'SHAUGHNESSY - NFL PLAYOFF RETURN STATISTICS

TEAM	KICKOFF RETURNS					PUNT RETURNS					
	RET.	YDS.	AVG.	LG	TD	NO.	FC	YDS	AVG	LG	TD
2015 Chiefs	0	0	0.0	0	0	0	0	0	0.0	0	0
NFL TOTALS	0	0	0.0	0	0	0	0	0	0.0	0	0

2016 GAME-BY-GAME REGULAR SEASON STATISTICS (CHIEFS)

OPPONENT	P/S	RECEIVING				RUSHING				W/L	SCORE
		NO	YDS	LG	TD	ATT	YDS	LG	TD		
09/11 CHARGERS	P	0	0	0	0	0	0	0	0	W	33-27+
09/18 at Texans	P	0	0	0	0	0	0	0	0	L	12-19
09/25 JETS	P	0	0	0	0	0	0	0	0	W	24-3
10/02 at Steelers	P	0	0	0	0	0	0	0	0	L	14-43
2016 TOTALS	4-0	0	0	0	0	0	0	0	0	2-2	

+ - Overtime

84 Demetrius Harris TE 6-7 230lbs 25 4 Wisconsin-Milwaukee FA-14

DEMETRIUS HARRIS - NFL REGULAR SEASON STATISTICS

TEAM	GP	GS	RUSHING					RECEIVING				
			NO.	YDS.	AVG.	LG	TD	NO.	YDS	AVG	LG	TD
2013 Chiefs	0	0	0	0	0.0	0	0	0	0	0.0	0	0
2014 Chiefs	8	3	0	0	0.0	0	0	3	20	6.7	10	0
2015 Chiefs	16	9	0	0	0.0	0	0	7	74	10.6	25	1
2016* Chiefs	4	3	0	0	0.0	0	0	5	46	9.2	13	0
NFL TOTALS	28	15	0	0	0.0	0	0	15	140	9.3	25	1

DEMETRIUS HARRIS - NFL PLAYOFF STATISTICS

TEAM	GP	GS	RUSHING					RECEIVING				
			NO.	YDS.	AVG.	LG	TD	NO.	YDS	AVG	LG	TD
2013 Chiefs	0	0	0	0	0.0	0	0	0	0	0.0	0	0
2014 Chiefs	0	0	0	0	0.0	0	0	0	0	0.0	0	0
2015 Chiefs	2	1	0	0	0.0	0	0	1	10	10.0	10	0
NFL TOTALS	2	1	0	0	0.0	0	0	1	10	10.0	10	0

DEMETRIUS HARRIS - NFL REGULAR SEASON RETURN STATISTICS

TEAM	KICKOFF RETURNS					PUNT RETURNS					
	RET.	YDS.	AVG.	LG	TD	NO.	FC	YDS	AVG	LG	TD
2013 Chiefs	0	0	0.0	0	0	0	0	0	0.0	0	0
2014 Chiefs	0	0	0.0	0	0	0	0	0	0.0	0	0
2015 Chiefs	0	0	0.0	0	0	0	0	0	0.0	0	0
2016 Chiefs	0	0	0.0	0	0	0	0	0	0.0	0	0
NFL TOTALS	0	0	0.0	0	0	0	0	0	0.0	0	0

DEMETRIUS HARRIS - NFL PLAYOFF RETURN STATISTICS

TEAM	KICKOFF RETURNS					PUNT RETURNS					
	RET.	YDS.	AVG.	LG	TD	NO.	FC	YDS	AVG	LG	TD
2013 Chiefs	0	0	0.0	0	0	0	0	0	0.0	0	0
2014 Chiefs	0	0	0.0	0	0	0	0	0	0.0	0	0
2015 Chiefs	0	0	0.0	0	0	0	0	0	0.0	0	0
NFL TOTALS	0	0	0.0	0	0	0	0	0	0.0	0	0

2016 GAME-BY-GAME REGULAR SEASON STATISTICS (CHIEFS)

OPPONENT	P/S	RECEIVING				RUSHING				W/L	SCORE
		NO	YDS	LG	TD	ATT	YDS	LG	TD		
09/11 CHARGERS	P	2	20	13	0	0	0	0	0	W	33-27+
09/18 at Texans	S	0	0	0	0	0	0	0	0	L	12-19
09/25 JETS	S	2	14	8	0	0	0	0	0	W	24-3
10/02 at Steelers	S	1	12	12	0	0	0	0	0	L	14-43
2016 TOTALS	4-3	5	46	13	0	0	0	0	0	2-2	

+ - Overtime

TRAVIS KELCE - NFL REGULAR SEASON STATISTICS

TEAM	GP	GS	RUSHING					RECEIVING				
			NO.	YDS.	AVG.	LG	TD	NO.	YDS	AVG	LG	TD
2013 Chiefs	1	0	0	0	0.0	0	0	0	0	0.0	0	0
2014 Chiefs	16	11	0	0	0.0	0	0	67	862	12.9	34	5
2015 Chiefs	16	16	0	0	0.0	0	0	72	875	12.2	42t	5
2016*Chiefs	4	4	0	0	0.0	0	0	22	220	10.0	42	2
NFL TOTALS	37	31	0	0	0.0	0	0	161	1,957	12.2	42t	12

TRAVIS KELCE - NFL PLAYOFF STATISTICS

TEAM	GP	GS	RUSHING					RECEIVING				
			NO.	YDS.	AVG.	LG	TD	NO.	YDS	AVG	LG	TD
2013 Chiefs	0	0	0	0	0.0	0	0	0	0	0.0	0	0
2015 Chiefs	2	2	0	0	0.0	0	0	14	151	10.8	48	0
NFL TOTALS	2	2	0	0	0.0	0	0	14	151	10.8	48	0

TRAVIS KELCE - NFL REGULAR SEASON RETURN STATISTICS

TEAM	KICKOFF RETURNS					PUNT RETURNS					
	RET.	YDS.	AVG.	LG	TD	NO.	FC	YDS	AVG	LG	TD
2013 Chiefs	0	0	0.0	0	0	0	0	0	0.0	0	0
2014 Chiefs	0	0	0.0	0	0	0	0	0	0.0	0	0
2015 Chiefs	0	0	0.0	0	0	0	0	0	0.0	0	0
2016 Chiefs	0	0	0.0	0	0	0	0	0	0.0	0	0
NFL TOTALS	0	0	0.0	0	0	0	0	0	0.0	0	0

TRAVIS KELCE - NFL PLAYOFF RETURN STATISTICS

TEAM	KICKOFF RETURNS					PUNT RETURNS					
	RET.	YDS.	AVG.	LG	TD	NO.	FC	YDS	AVG	LG	TD
2013 Chiefs	0	0	0.0	0	0	0	0	0	0.0	0	0
2015 Chiefs	0	0	0.0	0	0	0	0	0	0.0	0	0
NFL TOTALS	0	0	0.0	0	0	0	0	0	0.0	0	0

100-YARD RECEIVING GAMES (3)

DATE	TEAM	NO.	YDS.	AVG.	LG	TD
12/07/14	at Cardinals	7	110	15.7	29	0
09/13/15	at Texans	6	106	17.7	42t	2
01/09/16	at Texans	8	128	16.0	48	0

2016 GAME-BY-GAME REGULAR SEASON STATISTICS (CHIEFS)

	OPPONENT	P/S	RECEIVING				RUSHING				W/L	SCORE
			NO	YDS	LG	TD	ATT	YDS	LG	TD		
09/11	CHARGERS	S	6	74	20	0	0	0	0	0	W	33-27+
09/18	at Texans	S	5	34	11	0	0	0	0	0	L	12-19
09/25	JETS	S	6	89	42	1	0	0	0	0	W	24-3
10/02	at Steelers	S	5	23	9	1	0	0	0	0	L	14-43
2016 TOTALS		4-4	22	220	42	2	0	0	0	0	2-2	

+ - Overtime

88	Ross Travis	TE	6-7	235lbs	23	1	Penn State	FA-15
----	-------------	----	-----	--------	----	---	------------	-------

ROSS TRAVIS - NFL REGULAR SEASON STATISTICS

TEAM	GP	GS	RUSHING					RECEIVING				
			NO.	YDS.	AVG.	LG	TD	NO.	YDS	AVG	LG	TD
2016*Chiefs	4	2	0	0	0.0	0	0	2	10	5.0	6	0
NFL TOTALS	4	2	0	0	0.0	0	0	2	10	5.0	6	0

ROSS TRAVIS - NFL REGULAR SEASON RETURN STATISTICS

TEAM	KICKOFF RETURNS					PUNT RETURNS					
	RET.	YDS.	AVG.	LG	TD	NO.	FC	YDS	AVG	LG	TD
2016 Chiefs	0	0	0.0	0	0	0	0	0	0.0	0	0
NFL TOTALS	0	0	0.0	0	0	0	0	0	0.0	0	0

2016 GAME-BY-GAME REGULAR SEASON STATISTICS (CHIEFS)

	OPPONENT	P/S	RECEIVING				RUSHING				W/L	SCORE
			NO	YDS	LG	TD	ATT	YDS	LG	TD		
09/11	CHARGERS	P	0	0	0	0	0	0	0	0	W	33-27+
09/18	at Texans	S	0	0	0	0	0	0	0	0	L	12-19
09/25	JETS	S	2	10	6	0	0	0	0	0	W	24-3
10/02	at Steelers	P	0	0	0	0	0	0	0	0	L	14-43
2016 TOTALS		4-2	2	10	6	0	0	0	0	0	2-2	

+ - Overtime

91	Tamba Hali	LB	6-3	275lbs	32	11	Penn State	UFA-16
----	------------	----	-----	--------	----	----	------------	--------

TAMBA HALI - NFL REGULAR SEASON STATISTICS

TEAM	GP	GS	TACKLES								INTERCEPTIONS					O. FUMB			ST		MISC	
			TK	S	A	TFL	YDS	SK	YDS	QBH	NO	YDS	LG	TD	PD	FF	FR	YDS	S	A	S	A
2006 Chiefs	16	16	65	55	10	0	0	8.0	48.0	7	1	-9	0	0	4	5	1	0	0	0	0	0
2007 Chiefs	16	16	60	52	8	0	0	7.5	50.0	11	0	0	0	0	2	2	0	0	0	0	0	0
2008 Chiefs	15	15	55	44	11	5	0	3.0	23.0	6	0	0	0	0	2	3	1	0	0	0	0	0
2009 Chiefs	16	16	65	48	17	9	0	8.5	45.5	11	0	0	0	0	1	4	0	0	0	0	0	0
2010 Chiefs	16	16	50	31	19	12	0	14.5	91.5	27	0	0	0	0	3	4	2	2	0	0	0	0
2011 Chiefs	16	16	83	68	15	12	0	12.0	80.0	27	0	0	0	0	0	4	0	0	0	0	0	0
2012 Chiefs	15	15	51	43	8	13	1	9.0	57.0	16	0	0	0	0	2	1	0	0	0	0	0	0
2013 Chiefs	15	15	46	39	7	12	90	11.0	78.5	15	1	10	10t	1	1	4	2	11	0	0	0	0
2014 Chiefs	16	16	59	47	12	7	29	6.0	40.0	11	0	0	0	0	0	3	1	0	0	0	0	0
2015 Chiefs	15	14	48	39	9	11	55	6.5	53.0	18	0	0	0	0	1	2	0	0	0	0	0	0
2016 Chiefs	4	0	11	9	2	1	6	1.0	6.0	2	0	0	0	0	0	0	0	0	0	0	0	0
NFL TOTALS	160	155	593	475	118	82	181	87.0	572.5	151	2	1	10t	1	16	32	7	13	0	0.0	0	0.0

TAMBA HALI - NFL PLAYOFF STATISTICS

TEAM	GP	GS	TACKLES								INTERCEPTIONS					O. FUMB			ST		MISC	
			TK	S	A	TFL	YDS	SK	YDS	QBH	NO	YDS	LG	TD	PD	FF	FR	YDS	S	A	S	A
2006 Chiefs	1	1	5	4	1	0	0	0.0	0.0	0	0	0	0	0	0	0	0	0	0	0	0	0
2010 Chiefs	1	1	8	6	2	0	0	2.0	8.0	1	0	0	0	0	1	1	1	0	0	0	0	0
2013 Chiefs	1	1	1	1	0	0	0	0.0	0.0	1	0	0	0	0	0	1	0	0	0	0	0	0
2015 Chiefs	2	1	3	1	2	0	0	0.0	0.0	0	0	0	0	0	0	0	0	0	0	0	0	0
NFL TOTALS	5	4	17	12	5	0	0	2.0	8.0	2	0	0	0	0	1	2	1	0	0	0.0	0	0.0

2016 GAME-BY-GAME REGULAR SEASON STATISTICS (CHIEFS)

OPPONENT		TACKLES							INTERCEPTIONS						O. FUMB			ST		MISC		
		TK	S	A	SK	YDS	TFL	YDS	QBH	NO	YDS	LG	TD	PD	FF	FR	YDS	S	A	S	A	SCORE
09/11 CHARGERS	P	1	1	0	0.0	0.0	0	0	0	0	0	0	0	0	0	0	0	0	0	0	0	W 33-27+
09/18 at Texans	P	3	2	1	1.0	6.0	1	6	1	0	0	0	0	0	0	0	0	0	0	0	0	L 12-19
09/25 JETS	P	4	4	0	0.0	0.0	0	0	1	0	0	0	0	0	0	0	0	0	0	0	0	W 24-3
10/02 at Steelers	P	3	2	1	0.0	0.0	0	0	0	0	0	0	0	0	0	0	0	0	0	0	0	L 14-43
2016 TOTALS	4-0	11	9	2	1.0	6.0	1	6	2	0	0	0	0	0	0	0	0	0	0	0	0	2-2

+ - Overtime

92 Dontari Poe DT 6-3 346lbs 26 5 Memphis D1-12

DONTARI POE - NFL REGULAR SEASON STATISTICS

TEAM	GPGS	TACKLES									INTERCEPTIONS					O. FUMB			ST		MISC	
		TK	S	A	TFL	YDS	SK	YDS	QBH	NO	YDS	LG	TD	PD	FF	FR	YDS	S	A	S	A	
2012 Chiefs	16 16	38	28	10	3	0	0.0	0.0	3	0	0	0	0	4	0	0	0	0	0	0	0	
2013 Chiefs	15 15	51	43	8	5	29	4.5	30.5	7	0	0	0	0	4	0	0	0	0	0	0	0	
2014 Chiefs	16 16	45	37	8	4	25	6.0	30.5	8	0	0	0	0	1	0	0	0	0	0	0	0	
2015 Chiefs	15 13	39	29	10	3	3	1.0	2.0	3	0	0	0	0	0	1	1	0	0	0	0	0	
2016 Chiefs	4 4	7	3	4	0	0	0.5	2.5	5	0	0	0	0	0	0	0	0	0	0	0	0	
NFL TOTALS	66 64	180	140	40	15	57	12.0	65.5	26	0	0	0	0	9	1	1	0	0	0.0	0	0.0	

DONTARI POE - NFL PLAYOFF STATISTICS

TEAM	G	P	S	TACKLES							INTERCEPTIONS					O. FUMB			ST		MISC	
				TK	S	A	TFL	YDS	SK	YDS	QBH	NO	YDS	LG	TD	PD	FF	FR	YDS	S	A	S
2013 Chiefs	1	1		1	0	1	0	0	0.0	0.0	0	0	0	0	0	0	0	0	0	0	0	0
2015 Chiefs	2	2		5	1	4	0	0	0.0	0.0	0	0	0	0	0	0	0	1	0	0	0	0
NFL TOTALS	3	3		6	1	5	0	0	0.0	0.0	0	0	0	0	0	0	0	1	0	0	0.0	0.0

2016 GAME-BY-GAME REGULAR SEASON STATISTICS (CHIEFS)

OPPONENT		TACKLES							INTERCEPTIONS					O. FUMB			ST		MISC			SCORE
		TK	S	A	SK	YDS	TFL	YDS	QBH	NO	YDS	LG	TD	PD	FF	FR	YDS	S	A	S	A	
09/11 CHARGERS	S	1	1	0	0.0	0.0	0	0	1	0	0	0	0	0	0	0	0	0	0	0	0	W 33-27+
09/18 at Texans	S	5	2	3	0.0	0.0	0	0	2	0	0	0	0	0	0	0	0	0	0	0	0	L 12-19
09/25 JETS	S	0	0	0	0.0	0.0	0	0	1	0	0	0	0	0	0	0	0	0	0	0	0	W 24-3
10/02 at Steelers	S	1	0	1	0.5	2.5	0	0	1	0	0	0	0	0	0	0	0	0	0	0	0	L 14-43
2016 TOTALS	4-4	7	3	4	0.5	2.5	0	0	5	0	0	0	0	0	0	0	0	0	0	0	0	2-2

+ - Overtime

94 Sam Barrington

LB 6-1 240lbs

26 1

South Florida

W (GB)-16

SAM BARRINGTON - NFL REGULAR SEASON STATISTICS

TEAM	GP	GS	TACKLES								INTERCEPTIONS					O. FUMB			ST		MISC	
			TK	S	A	TFL	YDS	SK	YDS	QBH	NO	YDS	LG	TD	PD	FF	FR	YDS	S	A	S	A
2013 Packers	7	0	0	0	0	0	0	0.0	0.0	0	0	0	0	0	0	0	0	0	2	0	0	0
2014 Packers	14	7	53	40	13	3	12	1.0	9.0	4	0	0	0	0	1	0	0	0	0	0	0	0
2015 Packers	1	1	1	1	0	0	0	0.0	0.0	0	0	0	0	0	0	0	0	0	0	0	0	0
2016 Chiefs	1	0	0	0	0	0	0	0.0	0.0	0	0	0	0	0	0	0	0	0	0	0	0	0
NFL TOTALS	23	8	54	41	13	3	12	1.0	9.0	4	0	0	0	0	1	0	0	0	2	0.0	0	0.0

SAM BARRINGTON - NFL PLAYOFF STATISTICS

TEAM	GPGS	TACKLES									INTERCEPTIONS					O. FUMB			ST			MISC	
		TK	S	A	TFL	YDS	SK	YDS	QBH	NO	YDS	LG	TD	PD	FF	FR	YDS	S	A	S	A		
2013 Packers	0	0	0	0	0	0	0.0	0.0	0	0	0	0	0	0	0	0	0	0	0	0	0		
2014 Packers	2	2	14	6	8	0	0	0.0	0.0	0	0	0	0	0	1	0	0	0	0	0	0		
2015 Packers	0	0	0	0	0	0	0	0.0	0.0	0	0	0	0	0	0	0	0	0	0	0	0		
NFL TOTALS	2	2	14	6	8	0	0	0.0	0.0	0	0	0	0	0	1	0	0	0	0	0.0	0	0.0	

2016 GAME-BY-GAME REGULAR SEASON STATISTICS (CHIEFS)

OPPONENT			TACKLES							INTERCEPTIONS					O. FUMB			ST		MISC		SCORE
			TK	S	A	SK	YDS	TFL	YDS	QBH	NO	YDS	LG	TD	PD	FF	FR	YDS	S	A	S	
09/11	CHARGERS	P	0	0	0	0.0	0.0	0	0	0	0	0	0	0	0	0	0	0	0	0	0	W 33-27+
09/18	at Texans									INACTIVE												L 12-19
09/25	JETS									INACTIVE												W 24-3
10/02	at Steelers									INACTIVE												L 14-43
2016 TOTALS		1-0	0	0	0	0.0	0.0	0	0	0	0	0	0	0	0	0	0	0	0	0	0	2-2

+ - Overtime

95 Chris Jones

DL 6-6 310lbs

22 1

Mississippi State

D2-16

CHRIS JONES - NFL REGULAR SEASON STATISTICS

TEAM	GPGS	TACKLES									INTERCEPTIONS					O. FUMB			ST			MISC	
		TK	S	A	TFL	YDS	SK	YDS	QBH	NO	YDS	LG	TD	PD	FF	FR	YDS	S	A	S	A		
2016 Chiefs	4	0	5	0	5	0	0	0.0	0.0	0	0	0	0	0	0	0	0	0	0	0	0		
NFL TOTALS	4	0	5	0	5	0	0	0.0	0.0	0	0	0	0	0	0	0	0	0	0.0	0	0.0		

2016 GAME-BY-GAME REGULAR SEASON STATISTICS (CHIEFS)

OPPONENT		TACKLES							INTERCEPTIONS					O. FUMB			ST		MISC			SCORE
		TK	S	A	SK	YDS	TFL	YDS	QBH	NO	YDS	LG	TD	PD	FF	FR	YDS	S	A	S	A	
09/11 CHARGERS	P	0	0	0	0.0	0.0	0	0	0	0	0	0	0	0	0	0	0	0	0	0	0	W 33-27+
09/18 at Texans	P	2	0	2	0.0	0.0	0	0	0	0	0	0	0	0	0	0	0	0	0	0	0	L 12-19
09/25 JETS	P	1	0	1	0.0	0.0	0	0	0	0	0	0	0	0	0	0	0	0	0	0	0	W 24-3
10/02 at Steelers	P	2	0	2	0.0	0.0	0	0	0	0	0	0	0	0	0	0	0	0	0	0	0	L 14-43
2016 TOTALS	4-0	5	0	5	0.0	0.0	0	0	0	0	0	0	0	0	0	0	0	0	0	0	0	2-2

+ - Overtime

96 Jaye Howard DL 6-3 301lbs 27 4 Florida UFA-16

JAYE HOWARD - NFL REGULAR SEASON STATISTICS

TEAM	GP	GS	TACKLES							INTERCEPTIONS					O. FUMB			ST		MISC		
			TK	S	A	TFL	YDS	SK	YDS	QBH	NO	YDS	LG	TD	PD	FF	FR	YDS	S	A	S	A
2012 Seahawks	2	0	0	0	0	0	0	0.0	0.0	0	0	0	0	0	0	0	0	0	0	0	0	0
2013 Chiefs	3	1	6	5	1	0	0	0.0	0.0	0	0	0	0	0	0	0	0	0	0	0	0	0
2014 Chiefs	16	10	36	24	12	4	5	1.0	4.0	6	0	0	0	0	1	0	0	0	0	0	0	0
2015 Chiefs	16	13	57	36	21	11	51	5.5	33.0	9	0	0	0	0	0	1	2	-1	0	0	0	0
2016 Chiefs	4	1	14	10	4	1	8	1.0	8.0	3	0	0	0	0	0	0	0	0	0	0	0	0
NFL TOTALS	41	25	113	75	38	16	64	7.5	45.0	18	0	0	0	0	1	1	2	-1	0	0.0	0	0.0

JAYE HOWARD - NFL PLAYOFF STATISTICS

TEAM	GP	GS	TACKLES							INTERCEPTIONS					O. FUMB			ST		MISC		
			TK	S	A	TFL	YDS	SK	YDS	QBH	NO	YDS	LG	TD	PD	FF	FR	YDS	S	A	S	A
2012 Seahawks	0	0	0	0	0	0	0	0.0	0.0	0	0	0	0	0	0	0	0	0	0	0	0	0
2013 Chiefs	1	0	2	2	0	0	0	0.0	0.0	0	0	0	0	0	0	0	0	0	0	0	0	0
2015 Chiefs	2	1	5	3	2	1	7	1.0	7.0	1	0	0	0	0	0	0	0	0	0	0	0	0
NFL TOTALS	3	1	7	5	2	1	7	1.0	7.0	1	0	0	0	0	0	0	0	0	0	0.0	0	0.0

2016 GAME-BY-GAME REGULAR SEASON STATISTICS (CHIEFS)

OPPONENT		TACKLES							INTERCEPTIONS					O. FUMB			ST		MISC			SCORE
		TK	S	A	SK	YDS	TFL	YDS	QBH	NO	YDS	LG	TD	PD	FF	FR	YDS	S	A	S	A	
09/11 CHARGERS	P	0	0	0	0.0	0.0	0	0	0	0	0	0	0	0	0	0	0	0	0	0	0	W 33-27+
09/18 at Texans	P	5	4	1	0.0	0.0	0	0	0	0	0	0	0	0	0	0	0	0	0	0	0	L 12-19
09/25 JETS	P	3	3	0	0.0	0.0	0	0	2	0	0	0	0	0	0	0	0	0	0	0	0	W 24-3
10/02 at Steelers	S	6	3	3	1.0	8.0	1	8	1	0	0	0	0	0	0	0	0	0	0	0	0	L 14-43
2016 TOTALS	4-1	14	10	4	1.0	8.0	1	8	3	0	0	0	0	0	0	0	0	0	0	0	0	2-2

+ - Overtime

97 Allen Bailey DL 6-3 288lbs 27 6 Miami D3b-11

ALLEN BAILEY - NFL REGULAR SEASON STATISTICS

TEAM	GP	GS	TACKLES							INTERCEPTIONS					O. FUMB			ST		MISC		
			TK	S	A	TFL	YDS	SK	YDS	QBH	NO	YDS	LG	TD	PD	FF	FR	YDS	S	A	S	A
2011 Chiefs	16	0	10	8	2	4	0	1.0	9.0	3	0	0	0	0	2	0	1	0	0	0	0	0
2012 Chiefs	10	1	5	3	2	0	0	0.0	0.0	0	0	0	0	0	0	0	1	1	0	0	0	0
2013 Chiefs	15	3	30	25	5	1	8	1.0	8.0	2	0	0	0	0	2	0	0	0	0	0	0	0
2014 Chiefs	14	14	41	27	14	10	38	5.0	32.0	8	0	0	0	0	2	0	0	0	0	0	0	0
2015 Chiefs	12	12	38	26	12	7	21	4.5	22.0	8	0	0	0	0	0	2	1	0	0	0	0	0
2016 Chiefs	4	4	6	4	2	1	2	0.0	0.0	0	0	0	0	0	0	0	0	0	0	0	0	0
NFL TOTALS	71	34	130	93	37	23	69	11.5	71.0	21	0	0	0	0	6	2	3	1	0	0.0	0	0.0

ALLEN BAILEY - NFL PLAYOFF STATISTICS

TEAM	GPGS	TACKLES									INTERCEPTIONS					O. FUMB			ST		MISC	
		TK	S	A	TFL	YDS	SK	YDS	QBH	NO	YDS	LG	TD	PD	FF	FR	YDS	S	A	S	A	
2012 Chiefs	0	0	0	0	0	0	0.0	0.0	0	0	0	0	0	0	0	0	0	0	0	0	0	
2013 Chiefs	1	0	0	0	0	0	0.0	0.0	0	0	0	0	0	1	0	0	0	0	0	0	0	
2015 Chiefs	2	2	4	3	1	0	0	2.0	17.0	0	0	0	0	0	2	0	0	0	0	0	0	
NFL TOTALS	3	2	4	3	1	0	0	2.0	17.0	0	0	0	0	0	1	2	0	0	0	0.0	0	0.0

2016 GAME-BY-GAME REGULAR SEASON STATISTICS (CHIEFS)

OPPONENT		TACKLES							INTERCEPTIONS						O. FUMB			ST		MISC		SCORE
		TK	S	A	SK	YDS	TFL	YDS	QBH	NO	YDS	LG	TD	PD	FF	FR	YDS	S	A	S	A	
09/11 CHARGERS	S	2	2	0	0.0	0.0	1	2	0	0	0	0	0	0	0	0	0	0	0	0	0	W 33-27+
09/18 at Texans	S	1	0	1	0.0	0.0	0	0	0	0	0	0	0	0	0	0	0	0	0	0	0	L 12-19
09/25 JETS	S	1	1	0	0.0	0.0	0	0	0	0	0	0	0	0	0	0	0	0	0	0	0	W 24-3
10/02 at Steelers	S	2	1	1	0.0	0.0	0	0	0	0	0	0	0	0	0	0	0	0	0	0	0	L 14-43
2016 TOTALS	4-4	6	4	2	0.0	0.0	1	2	0	0	0	0	0	0	0	0	0	0	0	0	0	2-2

+ - Overtime

98 Nick Williams DL 6-4 309lbs 26 3 Samford FA-16

NICK WILLIAMS - NFL REGULAR SEASON STATISTICS

TEAM	GP	GS	TACKLES								INTERCEPTIONS					O. FUMB			ST		MISC	
			TK	S	A	TFL	YDS	SK	YDS	QBH	NO	YDS	LG	TD	PD	FF	FR	YDS	S	A	S	A
2014 Chiefs	2	0	0	0	0	0	0	0.0	0.0	0	0	0	0	0	0	0	0	0	0	0	0	0
2015 Chiefs	14	0	9	5	4	0	0	0.0	0.0	0	0	0	0	0	0	0	0	0	0	0	0	0
2016 Chiefs	4	0	5	4	1	0	0	0.0	0.0	0	0	0	0	0	0	0	0	0	0	0	0	0
NFL TOTALS	20	0	14	9	5	0	0	0.0	0.0	0	0	0	0	0	0	0	0	0	0	0.0	0	0.0

NICK WILLIAMS - NFL PLAYOFF STATISTICS

TEAM	GPGS	TACKLES									INTERCEPTIONS					O. FUMB			ST		MISC	
		TK	S	A	TFL	YDS	SK	YDS	QBH	NO	YDS	LG	TD	PD	FF	FR	YDS	S	A	S	A	
2014 Chiefs	0	0	0	0	0	0	0.0	0.0	0	0	0	0	0	0	0	0	0	0	0	0	0	
2015 Chiefs	1	0	0	0	0	0	0.0	0.0	0	0	0	0	0	0	0	0	0	0	0	0	0	
NFL TOTALS	1	0	0	0	0	0	0	0.0	0.0	0	0	0	0	0	0	0	0	0	0.0	0	0.0	

2016 GAME-BY-GAME REGULAR SEASON STATISTICS (CHIEFS)

OPPONENT		TACKLES							INTERCEPTIONS						O. FUMB			ST		MISC		SCORE
		TK	S	A	SK	YDS	TFL	YDS	QBH	NO	YDS	LG	TD	PD	FF	FR	YDS	S	A	S	A	
09/11 CHARGERS	P	2	1	1	0.0	0.0	0	0	0	0	0	0	0	0	0	0	0	0	0	0	0	W 33-27+
09/18 at Texans	P	1	1	0	0.0	0.0	0	0	0	0	0	0	0	0	0	0	0	0	0	0	0	L 12-19
09/25 JETS	P	0	0	0	0.0	0.0	0	0	0	0	0	0	0	0	0	0	0	0	0	0	0	W 24-3
10/02 at Steelers	P	2	2	0	0.0	0.0	0	0	0	0	0	0	0	0	0	0	0	0	0	0	0	L 14-43
2016 TOTALS	4-0	5	4	1	0.0	0.0	0	0	0	0	0	0	0	0	0	0	0	0	0	0	0	2-2

+ - Overtime



CHIEFS

ALL-TIME RECORDS

THIS IS CHIEFS KINGDOM

Regular Individual



The following individual records relate solely to service with the Kansas City Chiefs. They include National Football League regular-season statistics only - with the exception of those single-game records marked by "*" or "**."

Service

Most Seasons, Active Players

15	Jerrel Wilson	1963-77
14	Len Dawson	1962-75
14	Ed Budde	1963-76
14	Nick Lowery	1980-93
14	Will Shields	1993-06
13	Jim Tyrer	1961-73
13	Buck Buchanan	1963-75
13	Emmitt Thomas	1966-78
13	Jan Stenerud	1967-79
13	Jack Rudnay	1970-82
13	John Alt	1984-96
12	Johnny Robinson	1960-71
12	Dave Hill	1963-74
12	Bobby Bell	1963-74
12	Mike Livingston	1968-79
12	Henry Marshall	1976-87
12	Tony Gonzalez	1997-08
12	Dustin Colquitt	2005-16
12	Derrick Johnson	2005-16

Most Games Played, Career (All 175+)

212	Nick Lowery	1980-93
224	Will Shields	1993-06
203	Jerrel Wilson	1963-77
190	Tony Gonzalez	1997-08
186	Jan Stenerud	1967-79
183	Len Dawson	1962-75
182	Buck Buchanan	1963-75
181	Emmitt Thomas	1966-78
180	Jim Tyrer	1961-73
179	John Alt	1984-96
178	Jack Rudnay	1970-82
178	Dustin Colquitt	2005-16
177	Ed Budde	1963-76

Most Games Started, Career (Since 1968)

223	Will Shields	1993-06
174	Tony Gonzalez	1997-08
171	Jack Rudnay	1970-82
164	Tim Grunhard	1990-00
*158	Len Dawson (*Since 1962)	1962-75
157	Derrick Thomas	1989-99
155	Tamba Hali	2005-16

Most Starts, Rookie, Season

16	Sylvester Hicks	1978
16	Art Still	1978
16	Dave Lutz	1983
16	Kevin Ross	1984
16	Dino Hackett	1986
16	Derrick Thomas	1989
16	Greg Wesley	2000
16	Derrick Johnson	2005
16	Tamba Hali	2006
16	Brandon Carr	2008
16	Glenn Dorsey	2008
16	Eric Berry	2010
16	Dontari Poe	2012
16	Marcus Peters	2015

Most Consecutive Games Played, Career

224	Will Shields	Sept. 5, 1993 - Dec. 31, 2006
186	Jan Stenerud	Sept. 9, 1967 - Dec. 16, 1979
180	Jim Tyrer	Sept. 10, 1961 - Dec. 2, 1973
168	Bobby Bell	Sept. 7, 1963 - Dec. 14, 1974
166	Buck Buchanan	Sept. 7, 1963 - Dec. 1, 1974

Most Consecutive Games Started (Since 1968)

223	Will Shields	Sept. 12, 1993 - Dec. 31, 2006
144	Emmitt Thomas	Sept. 28, 1968 - Oct. 15, 1978
134	Jim Lynch	Sept. 9, 1968 - Nov. 6, 1977
120	Tim Grunhard	Sept. 5, 1993 - Oct. 29, 2000
120	Tony Gonzalez	Sept. 19, 1999 - Nov. 12, 2006

Most Consecutive Games Started To Begin Career

101	Gary Barbaro	1976-82
64	Brandon Carr	2008-11
51	Art Still	1978-81
41	Tamba Hali	2006-08
37	Greg Wesley	2000-02

Most Games Started, Quarterback, Career

158	Len Dawson	1962-75
88	Trent Green	2001-06
77	Bill Kenney	1979-88
75	Mike Livingston	1968-79
52	Steve DeBerg	1988-91
50	Alex Smith	2013-16

Most Consecutive Games Started, Quarterback

81	Trent Green	Sept. 9, 2001 - Sept. 10, 2006
44	Len Dawson	Oct. 31, 1965 - Nov. 3, 1968
35	Steve DeBerg	Nov. 26, 1989 - Dec. 8, 1991
28	Steve Bono	Sept. 3, 1995 - Nov. 24, 1996
28	Elvis Grbac	Dec. 26, 1998 - Nov. 19, 2000
28	Len Dawson	Sept. 8, 1962 - Nov. 8, 1963

Most Consecutive Seasons Starting Every Game, QB

5	Trent Green	2001-05
2	Len Dawson	1966-67

Scoring

Most Points, Career (All 400+)

1,466	Nick Lowery	1980-93
1,231	Jan Stenerud	1967-79
517	Ryan Succop	2009-13
500	Priest Holmes	2001-07
462	Tony Gonzalez	1997-08
442	Pete Stoyanovich	1996-00

Most Seasons, 100 or More Points

11	Nick Lowery	1981, '83-86, '88-93
5	Jan Stenerud	1967-71
4	Ryan Succop	2009-10, '12-13
3	Pete Stoyanovich	1997-99
3	Lawrence Tynes	2004-06
2	Lin Elliott	1994-95
2	Morten Andersen	2002-03
2	Priest Holmes	2002-03
2	Larry Johnson	2005-06
2	Cairo Santos	2014-15
1	Jack Spikes	1960
1	Abner Haynes	1962
1	Todd Peterson	2001

Most Points, Season (All 125+)

162	Priest Holmes	2003
144	Priest Holmes	2002
139	Nick Lowery	1990
129	Jan Stenerud	1968
129	Cairo Santos	2015
126	Larry Johnson	2005
125	Lawrence Tynes	2005

Most Points, Non-Kickers, Rookie, Season

72	Abner Haynes	1960
66	Billy Jackson	1981
54	Johnny Robinson	1960
48	Mike Garrett	1966
42	Robert Holmes	1968

Most Points, Kickers, Rookie, Season

113	Cairo Santos	2014
108	Jan Stenerud	1967
104	Jack Spikes	1960
104	Ryan Succop	2009
87	Tommy Brooker	1962

Most Points, Game

30	Abner Haynes vs. Oakland	Nov. 26, 1961
30	Jamaal Charles at Oakland	Dec. 15, 2013
24	Frank Jackson vs. Denver	Dec. 10, 1961
24	Abner Haynes vs. Boston	Sept. 8, 1962
24	Frank Jackson at San Diego	Dec. 13, 1964
24	Bert Coan at Denver	Oct. 23, 1966
24	Priest Holmes at Cleveland	Sept. 8, 2002
24	Priest Holmes vs. Atlanta	Oct. 24, 2004
24	Derrick Blaylock vs. Atlanta	Oct. 24, 2004
24	Larry Johnson vs. Seattle	Oct. 29, 2006

Most Touchdowns, Career

83	Priest Holmes (76 rush, 7 rec.)	2001-07
76	Tony Gonzalez (0 rush, 76 rec.)	1997-08
63	Jamaal Charles (42 rush, 20 rec., 1 KR)	2008-16
61	Larry Johnson (55 rush, 6 rec.)	2003-09
60	Otis Taylor (3 rush, 57 rec.)	1965-75
58	Abner Haynes (39 rush, 17 rec., 1 KR, 1 fum.)	1960-64

Most Touchdowns, Season

27	Priest Holmes (27 rush, 0 rec.)	2003
24	Priest Holmes (21 rush, 3 rec.)	2002
21	Larry Johnson (20 rush, 1 rec.)	2005
19	Abner Haynes (13 rush, 6 rec.)	1962
19	Larry Johnson (17 rush, 2 rec.)	2006
19	Jamaal Charles (12 rush, 7 rec.)	2013

Most Touchdowns, Rookie, Season

12	Abner Haynes (9 rush, 3 rec.)	1960
11	Billy Jackson (10 rush, 1 rec.)	1981
8	Johnny Robinson (4 rush, 4 rec.)	1960
7	Mike Garrett (6 rush, 1 rec.)	1966
7	Robert Holmes (7 rush, 0 rec.)	1968

Most Touchdowns, Game

5	Abner Haynes vs. Oakland	Nov. 26, 1961
5	Jamaal Charles at Oakland	Dec. 15, 2013
4	Frank Jackson vs. Denver	Dec. 10, 1961
4	Abner Haynes vs. Boston	Sept. 8, 1962
4	Frank Jackson at San Diego	Dec. 13, 1964
4	Bert Coan at Denver	Oct. 23, 1966
4	Priest Holmes at Cleveland	Sept. 8, 2002
4	Priest Holmes vs. Atlanta	Oct. 24, 2004
4	Derrick Blaylock vs. Atlanta	Oct. 24, 2004
4	Larry Johnson vs. Seattle	Oct. 29, 2006
3	35 times;	
	Last Jamaal Charles at Green Bay	Sept. 28, 2015

Most Consecutive Games Scoring Touchdowns

11	Priest Holmes	2002
9	Larry Johnson	2006
8	Priest Holmes	2003-04
8	Larry Johnson	2004-05
7	Marcus Allen	1993
7	Priest Holmes	2004-05

7	Larry Johnson	2005
7	Dwayne Bowe	2010
7	Jamaal Charles	2013

Most Points After TD Attempted, Career

483	Nick Lowery	1980-93
409	Jan Stenerud	1967-79
164	Pete Stoyanovich	1996-00
160	Ryan Succop	2009-13
149	Tommy Brooker	1962-66

Most Points After TD Attempted, Season

60	Lawrence Tynes	2004
59	Morten Andersen	2003
52	Ryan Succop	2013
51	Morten Andersen	2002
46	Tommy Brooker	1964

Most Points After TD Attempted, Game

8	Tommy Brooker at Denver	Sept. 7, 1963
8	Mike Mercer at Denver	Oct. 23, 1966
8	Lawrence Tynes vs. Atlanta	Oct. 24, 2004
8	Ryan Succop at Oakland	Dec. 15, 2013

Most Points After TD Made, Career

479	Nick Lowery	1980-93
394	Jan Stenerud	1967-79
163	Pete Stoyanovich	1996-00
160	Ryan Succop	2009-13
149	Tommy Brooker	1962-66

Most Points After TD Made, Season

58	Morten Andersen	2003
58	Lawrence Tynes	2004
52	Ryan Succop	2013
51	Morten Andersen	2002
46	Tommy Brooker	1964

Most Points After TD Made, Game

8	Tommy Brooker at Denver	Sept. 7, 1963
8	Mike Mercer at Denver	Oct. 23, 1966
8	Lawrence Tynes vs. Atlanta	Oct. 24, 2004
8	Ryan Succop at Oakland	Dec. 15, 2013
7	Cotton Davidson vs. Denver	Dec.10, 1961
7	T. Brooker at N.Y. Titans	Nov. 11, 1962
7	Jack Spikes vs. Denver	Dec. 8, 1963
7	Tommy Brooker vs. Houston	Nov. 28, 1965
7	Morten Andersen vs. Arizona	Dec. 1, 2002
7	Morten Andersen vs. St. Louis	Dec. 8, 2002
7	Lawrence Tynes at Tennessee	Dec. 13, 2004

Most Consecutive Points After TD

197	Nick Lowery	1983-89
160	Ryan Succop	2009-13

155	Jan Stenerud	1968-73
149	Tommy Brooker	1962-66

Highest Point After Percentage, Career (100 PATs)

100	Ryan Succop (160-160)	2009-13
100	Tommy Brooker (149-149)	1962-66
99.39	Pete Stoyanovich (163-164)	1996-00
99.17	Nick Lowery (479-483)	1980-93
99.09	Morten Andersen (109-110)	2002-03
97.16	Lawrence Tynes (137-141)	2004-06

Most Field Goals Attempted, Career

436	Jan Stenerud	1967-79
410	Nick Lowery	1980-93
147	Ryan Succop	2009-13
115	Pete Stoyanovich	1996-00
87	Lawrence Tynes	2004-06
85	Tommy Brooker	1962-66

Most Field Goals Attempted, Season

44	Jan Stenerud	1971
42	Jan Stenerud	1970
40	Jan Stenerud	1968

Most Field Goals Attempted, Game

7	Cairo Santos at Cincinnati	October 4, 2015
7	Jan Stenerud vs. Buffalo	Dec. 19, 1971
6	Tommy Brooker vs. San Diego	Dec. 16, 1962
6	Jan Stenerud	6 times
	Last; at Washington	Oct. 10, 1976
6	Todd Peterson vs. Denver	Dec. 16, 2001
6	Ryan Succop at New Orleans	Sept. 23, 2012

Most Seasons Leading League, Field Goals Made

3	Jan Stenerud	1967, '70, '75
---	--------------	----------------

Most Field Goals Made, Career

329	Nick Lowery	1980-93
279	Jan Stenerud	1967-79
119	Ryan Succop	2009-13
93	Pete Stoyanovich	1996-00
68	Lawrence Tynes	2004-06

Most Field Goals Made, Season

34	Nick Lowery	1990
30	Jan Stenerud	1968, '70
	Cairo Santos	2015
28	Ryan Succop	2012
27	Jan Stenerud	1969
27	Nick Lowery	1988
27	Pete Stoyanovich	1998
27	Todd Peterson	2001
27	Lawrence Tynes	2005

Most Field Goals Made, Rookie, Season

25	Ryan Succop	2009
25	Cairo Santos	2014
21	Jan Stenerud	1967

13	Jack Spikes	1960
12	Tommy Brooker	1962

Most Field Goals Made, Game

7	Cairo Santos at Cincinnati	Oct. 5, 2015
6	Ryan Succop at New Orleans	Sept. 23, 2012
5	Jan Stenerud	3 times
	Last; vs. Buffalo	Dec. 19, 1971
5	Nick Lowery	4 times
	Last; vs. Denver	Sept. 20, 1993
5	Ryan Succop vs. Minnesota	Oct. 2, 2011
4	Tommy Brooker vs. San Diego	Dec. 16, 1962
4	Mike Mercer at N.Y. Jets	Nov. 27, 1966
4	Lin Elliott vs. Seattle	Dec. 24, 1995
4	Jan Stenerud	10 times
4	Nick Lowery	8 times
4	Pete Stoyanovich	2 times
4	Todd Peterson vs. Denver	Dec. 16, 2001
4	Lawrence Tynes	2 times
	Last; vs. Denver	Nov. 23, 2006
4	Nick Novak vs. Denver	Sept. 28, 2008
4	Ryan Succop	4 times
	Last; at Tennessee	Oct. 6, 2013
4	Cairo Santos at Houston	Sept. 18, 2016

Most Consecutive Games Scoring Field Goals

16	Jan Stenerud	1969-70
15	Lawrence Tynes	2004-05
12	Pete Stoyanovich	1997-98
11	Jan Stenerud	1968-69
11	Jan Stenerud	1971-72
11	Nick Lowery	1985-86
11	Morten Andersen	2002

Most Consecutive Field Goals Made

22	Pete Stoyanovich	1997-98
22	Ryan Succop	2011
21	Nick Lowery	1990
21	Nick Lowery	1991
16	Jan Stenerud	1969
15	Nick Lowery	1992-93
15	Morten Anderson	2002
15	Ryan Succop	2009-10

Longest Field Goal

58	Nick Lowery at Washington	Sept. 18, 1983
58	Nick Lowery vs. L.A. Raiders	Sept. 12, 1985
57	Nick Lowery vs. Seattle	Sept. 14, 1980
55	Jan Stenerud at Denver	Oct. 4, 1970
54	Jan Stenerud at Houston	Sept. 9, 1967
54	Jan Stenerud at Denver	Oct. 5, 1969
54	Jan Stenerud at San Francisco	Dec. 6, 1971
54	Nick Lowery vs. L.A. Raiders	Nov. 6, 1983
54	Nick Lowery at Detroit	Nov. 26, 1987
54	Pete Stoyanovich vs. Denver	Nov. 16, 1997
54	Ryan Succop vs. Minnesota	Oct. 2, 2011
54	Cairo Santos at Houston	Sept. 18, 2016

Highest Field Goal Percentage, Career (100 Attempts)

81.0	Ryan Succop (119-147)	2009-13
80.9	Pete Stoyanovich (93-115)	1996-00
80.2	Nick Lowery (329-410)	1980-93
64.0	Jan Stenerud (279-436)	1967-79

Highest Field Goal Percentage, Season

96.3	Pete Stoyanovich (26-27)	1997
91.9	Nick Lowery (34-37)	1990
91.6	Nick Lowery (22-24)	1992
88.9	Nick Lowery (24-27)	1985
86.2	Ryan Succop (25-29)	2009

Highest Field Goal Percentage, Career At Arrowhead

88.1	Pete Stoyanovich (52-59)	1996-00
85.6	Nick Lowery (179-209)	1980-93
82.4	Ryan Succop (61-74)	2009-13
77.3	Lawrence Tynes (34-44)	2004-06
74.3	Cairo Santos (26-35)	2014-16
58.6	Jan Stenerud (75-128)	1972-79

Attempts Less Than 40 Yards, Season (15 Attempts)

21-21	Nick Lowery	1991
20-20	Pete Stoyanovich	1998
16-20	Ryan Succop	2012
17-18	Cairo Santos	2014
17-18	Cairo Santos	2015
17-17	Ryan Succop	2009
16-16	Morten Andersen	2002
15-16	Ryan Succop	2013
14-15	Ryan Succop	2011

Most Field Goals, No Misses, Game

7	Cairo Santos at Cincinnati	Oct. 4, 2015
6	Ryan Succop at New Orleans	Sept. 23, 2012
5	Jan Stenerud at Buffalo	Nov. 2, 1969
5	Jan Stenerud vs. Buffalo	Dec. 7, 1969
5	Nick Lowery vs. L.A. Raiders	Sept. 12, 1985
5	Nick Lowery at Chicago	Dec. 29, 1990
5	Nick Lowery vs. Denver	Sept. 20, 1993
5	Ryan Succop vs. Minnesota	Oct. 2, 2011

Most Field Goals, 50 or More Yards, Career

20	Nick Lowery	1980-93
12	Jan Stenerud	1967-79
9	Ryan Succop	2009-13
6	Lawrence Tynes	2004-06
6	Cairo Santos	2014-16
5	Pete Stoyanovich	1996-99

Most Field Goals, 50 or More Yards, Season

4	Nick Lowery	1980
4	Cairo Santos	2015
3	Nick Lowery	1985, '88
3	Ryan Succop	2011
2	Pete Stoyanovich	1997, '98
2	Lawrence Tynes	2004, 2005, 2006
2	Ryan Succop	2009, '12

Most Field Goals, 50 or More Yards, Game

2	Nick Lowery vs. Seattle	Sept. 14, 1980
2	Nick Lowery at New Orleans	Sept. 8, 1985
2	Nick Lowery at Detroit	Nov. 26, 1987
2	Lawrence Tynes at Miami	Oct. 21, 2005
2	Ryan Succop vs. Minnesota	Oct. 2, 2011
2	Cairo Santos at Cincinnati	Oct. 4, 2015

Most Defensive Touchdowns, Career

8	Bobby Bell (6 INTs, 2 FRs)	1963-74
5	Emmitt Thomas (5 INTs)	1966-78
5	Jim Kearney (5 INTs)	1967-75
4	Lloyd Burruss (4 INTs)	1981-91
4	Derrick Thomas (4 FRs)	1989-99
4	James Hasty (3 INTs, 1 FR)	1995-99
4	Derrick Johnson (4 INTs)	2005-16

Most Defensive Touchdowns, Season

4	Jim Kearney (4 INTs)	1972
3	David Webster (2 INTs, 1 FR)	1960
3	Lloyd Burruss (3 INTs)	1986
3	Charles Mincy (2 INTs, 1 FR)	1992
3	Mark McMillian (3 INTs)	1997

Most Defensive Touchdowns, Game

2	Jim Kearney at Denver	Oct. 1, 1972
2	Lloyd Burruss vs. San Diego	Oct. 19, 1986
2	Cris Dishman at Oakland	Nov. 28, 1999
2	Derrick Johnson at Denver	Jan. 3, 2010

Most Special Teams Touchdowns, Career

11	Dante Hall (5 PRs, 6 KORs)	2000-06
8	Tamarick Vanover (4 PRs, 4 KORs)	1995-99
4	J.T. Smith (4 PRs)	1978-84
3	Dexter McCluster (3 PRs)	2010-13
2	Five players tied	

Most Special Teams Touchdowns, Season

4	Dante Hall (2 PRs, 2 KORs)	2003
3	Tamarick Vanover (2 KORs, 1 PR)	1995
3	Dante Hall (2 PRs, 1 KOR)	2002
2	J.T. Smith (2 PRs)	1979
2	J.T. Smith (2 PRs)	1980
2	Paul Palmer (2 KORs)	1987
2	Dale Carter (2 PRs)	1992
2	Dante Hall (2 KORs)	2004

2	Dexter McCluster (2 PRs)	2013
---	--------------------------	------

Most Safeties, Career

3	Derrick Thomas	1989-98
2	Bill Maas	1984-92
2	Dan Saleaumua	1989-96
2	Joe Phillips	1992-97
1	Buck Buchanan	1963-75
1	Willie Lanier	1967-77
1	John Lohmeyer	1973, '75-77
1	Ed Beckman	1977-84
1	Dino Hackett	1986-92
1	Albert Lewis	1983-93
1	Rob McGovern	1989-90
1	Bernard Pollard	2006-08
1	Tamba Hali	2006-16
1	Justin Houston	2011-16
1	D.J. Alexander	2015-16

Most Safeties, Season

1	Buck Buchanan	1968
1	Willie Lanier	1974
1	John Lohmeyer	1976
1	Ed Beckman	1978
1	Dino Hackett	1988
1	Albert Lewis	1988
1	Bill Maas	1988, '90
1	Rob McGovern	1989
1	Dan Saleaumua	1991, '96
1	Derrick Thomas	1994, '97, '98
1	Joe Phillips	1997
1	Bernard Pollard	2007
1	Tamba Hali	2009
1	Justin Houston	2012
1	D.J. Alexander	2015

Most Two-Point Conversions, Career

3	Tony Gonzalez	1997-08
2	Bo Dickinson	1960-61
2	Curtis McClinton	1962-69
2	Jerrel Wilson	1963-77
2	Reg Carolan	1964-68
2	Trent Green	2001-06
2	Eddie Kennison	2001-07
2	Travis Kelce	2013-16

Most Two-Point Conversions, Season

2	Bo Dickinson	1961
2	Travis Kelce	2015

Most Two-Point Conversion Passes, Career

8	Len Dawson	1962-75
4	Trent Green	2001-06
2	Randy Duncan	1961
2	Elvis Grbac	1997-00

2 Alex Smith 2013-16

Rushing

Most Seasons Leading League in Rushing

1 Abner Haynes 1960
1 Christian Okoye 1989
1 Priest Holmes 2001

Most Rushing Attempts, Career

1,375 Larry Johnson 2003-09
1,322 Jamaal Charles 2008-16
1,321 Priest Holmes 2001-07
1,246 Christian Okoye 1987-92
1,157 Ed Podolak 1969-77

Most Rushing Attempts, Season

*416 Larry Johnson 2006
370 Christian Okoye 1989
336 Larry Johnson 2005
327 Priest Holmes 2001
320 Priest Holmes 2003
*NFL RECORD

Most Rushing Attempts, Consecutive Seasons

752 Larry Johnson (336, 416) 2005-06
640 Priest Holmes (327, 313) 2001-02
633 Priest Holmes (313, 320) 2002-03
615 Christian Okoye (370, 245) 1989-90
574 Larry Johnson (416, 158) 2006-07

Most Rushing Attempts, Rookie, Season

234 Joe Delaney 1981
174 Robert Holmes 1968
157 Christian Okoye 1987
156 Abner Haynes 1960
147 Mike Garrett 1966

Most Rushing Attempts, Game

39 Larry Johnson vs. Seattle Oct. 29, 2006
38 Christian Okoye at Green Bay Dec. 10, 1989
37 Christian Okoye vs. Seattle Nov. 5, 1989
36 Larry Johnson at Houston Nov. 20, 2005
35 Barry Word vs. L.A. Raiders Dec. 22, 1991

Most Rushing Yards, Career

7,227 Jamaal Charles 2008-16
6,070 Priest Holmes 2001-07
6,015 Larry Johnson 2003-09
4,897 Christian Okoye 1987-92
4,451 Ed Podolak 1969-77

Most Rushing Yards, Season (All 1,000+)

1,789 Larry Johnson 2006
1,750 Larry Johnson 2005
1,615 Priest Holmes 2002
1,555 Priest Holmes 2001
1,509 Jamaal Charles 2012
1,480 Christian Okoye 1989
1,467 Jamaal Charles 2010
1,420 Priest Holmes 2003
1,287 Jamaal Charles 2013
1,121 Joe Delaney 1981
1,120 Jamaal Charles 2009
1,087 Mike Garrett 1967
1,053 Tony Reed 1978
1,049 Abner Haynes 1962
1,031 Christian Okoye 1991
1,015 Barry Word 1990

Most Rushing Yards, Consecutive Seasons

3,539 Larry Johnson (1,750, 1,789) 2005-06
3,170 Priest Holmes (1,555, 1,615) 2001-02
3,035 Priest Holmes (1,615, 1,420) 2002-03
2,796 Jamaal Charles (1,509, 1,287) 2012-13
2,348 Larry Johnson (1,789, 559) 2006-07

Most Rushing Yards, Rookie, Season

1,121 Joe Delaney 1981
875 Abner Haynes 1960
866 Robert Holmes 1968
801 Mike Garrett 1966
660 Christian Okoye 1987
604 Curtis McClinton 1962

Most Rushing Yards, Game (All 200+)

259 Jamaal Charles at Denver Jan. 3, 2010
233 Jamaal Charles at New Orleans Sept. 23, 2012
226 Jamaal Charles vs. Indianapolis Dec. 23, 2012
211 Larry Johnson at Houston Nov. 20, 2005
201 Larry Johnson vs. Cincinnati Jan. 1, 2006
200 Barry Word at Detroit Oct. 14, 1990

Most Rushing Yards, Rookie, Game (All 150+)

193 Joe Delaney vs. Houston Nov. 15, 1981
161 Mike Garrett at San Diego Dec. 18, 1966
158 Robert Holmes at Cincinnati Nov. 10, 1968
157 Abner Haynes at N.Y. Titans Nov. 24, 1960
150 Kolby Smith vs. Oakland Nov. 25, 2007

Most Rushing Yards, Consecutive Games (All 300+)

361 (102, 259) J. Charles Dec. 27, 2009 - Jan. 3, 2010
343 (132, 211) Larry Johnson Nov. 13-20, 2005
332 (131, 201) L. Johnson Dec. 24, 2005 - Jan. 1, 2006
330 (211, 119) Larry Johnson Nov. 20-27, 2005

327	(155, 172)	Larry Johnson	Oct. 29 - Nov. 5, 2006
321	(233, 88)	Jamaal Charles	Sept. 23-30, 2012
319	(121, 198)	Larry Johnson	Sept. 21-28, 2008
311	(154, 157)	Larry Johnson	Nov. 19-23, 2006
310	(197, 113)	Priest Holmes	Nov. 24 - Dec. 1, 2002
310	(143, 167)	Larry Johnson	Dec. 11-17, 2005
301	(104, 197)	Priest Holmes	Nov. 17-24, 2002

Most Rushing Yards vs. One Opponent, Season

315	(56, 259)	Jamaal Charles vs. Denver	2009
289	(154, 135)	Larry Johnson vs. Oakland	2006
283	(126, 157)	Larry Johnson vs. Denver	2006
282	(156, 126)	Christian Okoye vs. Seattle	1989
274	(113, 161)	Priest Holmes vs. Denver	2002

Most Games, 100 or More Rushing Yards, Career

30	Larry Johnson	2003-09
24	Priest Holmes	2001-07
23	Jamaal Charles	2008-16
14	Christian Okoye	1987-92
13	Abner Haynes	1960-65

Most Games, 100 or More Rushing Yards, Season

11	Larry Johnson	2006
10	Larry Johnson	2005
9	Priest Holmes	2002
8	Christian Okoye	1989
7	Priest Holmes	2001
7	Jamaal Charles	2012

Most Consecutive Games, 100 or More Rushing Yards

9	Larry Johnson	Nov. 6, 2005 - Jan. 1, 2006
5	Priest Holmes	Nov. 17 - Dec. 15, 2002
4	Larry Johnson	Nov. 19 - Dec. 10, 2006
4	Jamaal Charles	Dec. 13, 2009 - Jan. 3 2010
3	Joe Delaney	Oct. 4 - Oct. 18, 1981
3	Christian Okoye	Sept. 24 - Oct. 8, 1989
3	Christian Okoye	Oct. 22 - Nov. 5, 1989
3	Larry Johnson	Dec. 5 - Dec. 19, 2004
3	Larry Johnson	Oct. 22 - Nov. 5, 2006
3	Jamaal Charles	Nov. 25 - Dec. 9, 2012

Longest Run From Scrimmage

91 (TD)	Jamaal Charles	Sept. 23, 2012
86 (TD)	Jamaal Charles	Dec. 23, 2012
84 (TD)	Ted McKnight at Seattle	Sept. 30, 1979
82 (TD)	Joe Delaney vs. Denver	Oct. 18, 1981
82 (TD)	Derrick Alexander vs. Pittsburgh	Dec. 12, 1999
80 (TD)	Abner Haynes at N.Y. Jets	Nov. 29, 1964
80 (TD)	Warren McVea vs. Cincinnati	Oct. 26, 1969
80	Jamaal Charles at St. Louis	Dec. 19, 2010
80 (TD)	Jamaal Charles at Cleveland	Dec. 9, 2012

Most Rushing Yards, QB, Season

498	Alex Smith	2015
431	Alex Smith	2013
386	Tyler Thigpen	2008
274	Steve Fuller	1980
272	Len Dawson	1963
264	Steve Fuller	1979

Most 10+ Yard Rushes, Career

195	Jamaal Charles	2008-16
190	Priest Holmes	2001-07
137	Larry Johnson	2003-09
71	Marcus Allen	1993-97
63	Kimble Anders	1991-00

Most 10+ Yard Rushes, Season

53	Priest Holmes	2002
52	Priest Holmes	2001
49	Larry Johnson	2006
47	Larry Johnson	2005
45	Jamaal Charles	2010

Most 10+ Yard Rushes, Game

10	Priest Holmes at Oakland	Dec. 9, 2001
9	Priest Holmes at Seattle	Nov. 24, 2002
7	Larry Johnson at N.Y. Giants	Dec. 17, 2005
7	Jamaal Charles vs. Buffalo	Oct. 31, 2010

Highest Rushing Average, Career (400 attempts)

5.47	Jamaal Charles (1,322-7,227)	2008-16
4.80	Abner Haynes (794-3,814)	1960-64
4.60	Priest Holmes (1,321-6,070)	2001-07
4.57	Kimble Anders (495-2,261)	1991-00
4.44	Ted McKnight (528-2,344)	1977-81

Highest Rushing Average, Season (100 attempts)

6.38	Jamaal Charles (230-1,467)	2010
6.03	Ted McKnight (104-627)	1978
5.89	Jamaal Charles (190-1,120)	2009
5.61	Abner Haynes (156-875)	1960
5.49	Mack Lee Hill (105-576)	1964

Highest Rushing Average, Game (10 attempts)

14.27	A. Haynes at N.Y. Titans (11-157)	Nov. 24, 1960
12.25	T. McKnight at Seattle (12-147)	Sept. 30, 1979
11.58	E. Podolak vs. Denver (12-139)	Dec. 6, 1970
11.45	J. Charles at St. Louis (11-126)	Dec. 19, 2010
11.29	A. Haynes vs. Oakland (14-158)	Nov. 26, 1961

Most Rushing Touchdowns, Career

76	Priest Holmes	2001-07
55	Larry Johnson	2003-09
44	Marcus Allen	1993-97
42	Jamaal Charles	2008-16
40	Christian Okoye	1987-92
39	Abner Haynes	1960-65

Most Rushing Touchdowns, Season

27	Priest Holmes	2003
21	Priest Holmes	2002
20	Larry Johnson	2005
17	Larry Johnson	2006
14	Priest Holmes	2004

Most Rushing Touchdowns, Consecutive Seasons

48	Priest Holmes (21, 27)	2002-03
41	Priest Holmes (27, 14)	2003-04
37	Larry Johnson (20, 17)	2005-06
29	Priest Holmes (8, 21)	2001-02
29	Larry Johnson (9, 20)	2004-05

Most Rushing Touchdowns, Rookie, Season

10	Billy Jackson	1981
9	Abner Haynes	1960
7	Robert Holmes	1968
6	Mike Garrett	1966
5	Jack Spikes	1960
5	Tony Reed	1977

Most Rushing Touchdowns, Game

4	Abner Haynes vs. Oakland	Nov. 26, 1961
4	Priest Holmes at Cleveland	Sept. 8, 2002
4	Priest Holmes vs. Atlanta	Oct. 24, 2004
4	Derrick Blaylock vs. Atlanta	Oct. 24, 2004
3	Jack Spikes vs. Houston	Oct. 1, 1961
3	Abner Haynes vs. Boston	Sept. 8, 1962
3	Bert Coan at Denver	Oct. 23, 1966
3	Ed Podolak at Detroit	Nov. 25, 1971
3	Ed Podolak vs. Cleveland	Dec. 12, 1976
3	Billy Jackson at Oakland	Oct. 25, 1981
3	Marcus Allen at Seattle	Dec. 5, 1993
3	Donnell Bennett at Philadelphia	Sept. 27, 1998
3	Bam Morris at San Diego	Nov. 22, 1998
3	Priest Holmes vs. Denver	Oct. 20, 2002
3	Priest Holmes vs. Pittsburgh	Sept. 14, 2003
3	Priest Holmes vs. Buffalo	Oct. 26, 2003
3	Priest Holmes vs. Detroit	Dec. 14, 2003
3	Priest Holmes at Minnesota	Dec. 20, 2003
3	Priest Holmes at Denver	Sept. 12, 2004
3	Priest Holmes vs. Indianapolis	Oct. 31, 2004
3	Larry Johnson at Dallas	Dec. 11, 2005
3	Larry Johnson vs. Cincinnati	Jan. 1, 2006
3	Larry Johnson vs. Seattle	Oct. 29, 2006
3	Larry Johnson vs. Jacksonville	Dec. 31, 2006

3 Jamaal Charles at Green Bay Sept. 28, 2015

Most Rushing Touchdowns, Consecutive Games

7	Priest Holmes	Oct. 24-31, 2004
6	Priest Holmes	Dec. 14-20, 2003
5	Priest Holmes	5 times Last; Dec. 20-28, 2003
5	Larry Johnson	3 times Last; Oct. 22-29, 2006

Most Consecutive Games With Rushing Touchdown

11	Priest Holmes	Sept. 22 - Dec. 8, 2002
8	Priest Holmes	Nov. 23, 2003 - Sept. 19, 2004
8	Larry Johnson	Nov. 28, 2004 - Sept. 18, 2005
7	Larry Johnson	Nov. 20, 2005 - Jan. 1, 2006
7	Larry Johnson	Oct. 15 - Nov. 23, 2006

Passing

Most Seasons Leading League in Passing

4	Len Dawson	1962, 1964, 1966, 1968
---	------------	------------------------

Highest Passer Rating Career (1,000 attempts)

92.0	Alex Smith	2013-16
87.3	Trent Green	2001-06
83.2	Len Dawson	1962-75
81.8	Steve DeBerg	1988-91
80.6	Elvis Grbac	1997-00
77.5	Matt Cassel	2009-12

Highest Passer Rating, Season (200 attempts)

101.9	Len Dawson	1966
98.8	Len Dawson	1968
98.4	Len Dawson	1962
98.0	Damon Huard	2006
96.3	Steve DeBerg	1990

Highest Passer Rating, Rookie, Season

112.3	Todd Blackledge	1983
66.9	Hunter Enis	1960
55.8	Steve Fuller	1979

Highest Passer Rating, Game (20 attempts)

158.3	Trent Green vs. Detroit	Dec. 14, 2003
158.3	Alex Smith at Oakland	Dec. 15, 2013
156.6	Steve Bono at Seattle	Sept. 3, 1995
154.3	Trent Green at Washington	Sept. 30, 2001
147.6	Bill Kenney at San Diego	Dec. 16, 1984
146.0	Joe Montana at Tampa Bay	Sept. 5, 1993

Most Passes Attempted, Career

3,696	Len Dawson	1962-75
2,777	Trent Green	2001-06
2,430	Bill Kenney	1979-88
1,751	Mike Livingston	1968-79
1,616	Steve DeBerg	1988-91
1,610	Alex Smith	2013-16

330	Trent Green (523 att.)	2003
326	Elvis Grbac (547 att.)	2000
317	Trent Green (507 att.)	2005
308	Alex Smith (508 att.)	2013
307	Alex Smith (470 att.)	2015
303	Alex Smith (404 att.)	2014

Most Passes Attempted, Season (All 500+)

603	Bill Kenney	1983
556	Trent Green	2004
547	Elvis Grbac	2000
523	Trent Green	2001
523	Trent Green	2003
520	Steve Bono	1995
508	Alex Smith	2013
507	Trent Green	2005

Most Passes Completed, Consecutive Seasons

699	Trent Green (330, 369)	2003-04
686	Trent Green (369, 317)	2004-05
620	Elvis Grbac (294, 326)	1999-00
617	Trent Green (287, 330)	2002-03
611	Alex Smith (308, 303)	2013-14
610	Alex Smith (303, 307)	2014-15
583	Trent Green (296, 287)	2001-02

Most Passes Attempted, Consecutive Seasons

1,079	Trent Green (523, 556)	2003-04
1,063	Trent Green (556, 507)	2004-05
1,046	Elvis Grbac (499, 547)	1999-00
993	Trent Green (523, 470)	2001-02
993	Trent Green (470, 523)	2002-03

Most Passes Completed, Rookie, Season

146	Steve Fuller	1979
30	Hunter Enis	1960
20	Todd Blackledge	1983

Most Passes Attempted, Rookie, Season

270	Steve Fuller	1979
54	Hunter Enis	1960
34	Todd Blackledge	1983

Most Passes Completed, Game (All 30+)

39	Elvis Grbac at Oakland	Nov. 5, 2000
37	Joe Montana at San Diego	Oct. 9, 1994
34	Joe Montana at Denver	Oct. 17, 1994
34	Trent Green at Denver	Dec. 7, 2003
34	Alex Smith vs. San Diego	Sept. 11, 2016
33	Steve Bono at Miami	Dec. 12, 1994
33	Trent Green at San Diego	Jan. 2, 2005
33	Matt Cassel at Denver	Nov. 14, 2010
32	Trent Green at Tampa Bay	Nov. 7, 2004
32	Trent Green vs. Oakland	Dec. 25, 2004
31	Bill Kenney at San Diego	Dec. 11, 1983
31	Elvis Grbac vs. Carolina	Dec. 10, 2000
31	Trent Green at San Diego	Oct. 30, 2005
31	Alex Smith at Pittsburgh	Dec. 21, 2014
31	Alex Smith at Cincinnati	Oct. 4, 2015
30	Steve DeBerg vs. Cleveland	Nov. 24, 1991
30	Elvis Grbac vs. Seattle	Nov. 21, 1999
30	Alex Smith at Pittsburgh	Oct. 2, 2016

Most Passes Attempted, Game (All 50+)

55	Joe Montana at San Diego	Oct. 9, 1994
55	Steve Bono at Miami	Dec. 12, 1994
54	Joe Montana at Denver	Oct. 17, 1994
54	Steve Bono at San Diego	Sept. 29, 1996
53	Elvis Grbac at Oakland	Nov. 5, 2000
53	Trent Green at San Diego	Jan. 2, 2005
53	Matt Cassel at Denver	Nov. 14, 2010
52	Bill Kenney at Denver	Oct. 30, 1983
50	Bill Kenney vs. Buffalo	Nov. 30, 1986
50	Steve DeBerg at Cleveland	Nov. 24, 1991
50	Rich Gannon at Jacksonville	Nov. 9, 1997
50	Alex Smith at Pittsburgh	Oct. 2, 2016

Most Passes Completed, Career

2,115	Len Dawson	1962-75
1,720	Trent Green	2001-06
1,330	Bill Kenney	1979-88
1,027	Alex Smith	2013-16
934	Steve DeBerg	1988-91
912	Mike Livingston	1968-79

Most Consecutive Passes Completed

15	Len Dawson at Houston	Sept. 9, 1967
15	Bill Kenney vs. San Diego (13) at Washington (2)	Sept. 12, 1983 Sept. 18, 1983
14	Trent Green vs. Indianapolis	Oct. 31, 2004

Most Seasons Leading League

*8	Len Dawson	1962, '64-69, '75
		*NFL RECORD

Most Passes Completed, Season (All 300+)

369	Trent Green (556 att.)	2004
346	Bill Kenney (603 att.)	1983

Most Consecutive Seasons Leading League

*6	Len Dawson	1964-69
		*NFL RECORD

Highest Completion Percentage, Career (1,000 attempts)

63.79	Alex Smith (1,610-1,027)	2013-16
61.94	Trent Green (1,777-1,720)	2001-06
57.97	Steve DeBerg (1,616-934)	1988-91
57.94	Elvis Grbac (1,548-897)	1997-00
57.35	Matt Cassel (1,489-854)	2009-12

Highest Completion Percentage, Season (100 attempts)

66.43	Len Dawson (140-93)	1975
66.37	Trent Green (556-369)	2004
65.32	Alex Smith (470-307)	2015
65.30	Alex Smith (464-303)	2014
64.88	Alex Smith (168-109)	2016
63.09	Trent Green (523-330)	2003
62.52	Trent Green (507-317)	2005
62.05	Damon Huard (206-332)	2007

Highest Completion Percentage, Rookie, Season

58.82	Todd Blackledge (34-20)	1983
55.56	Hunter Enis (54-30)	1960
54.07	Steve Fuller (270-146)	1979

Highest Completion Percentage, Game (20 attempts)

86.21	A. Smith vs. St. Lous (29-25)	Oct. 26, 2014
85.00	A. Smith at Oakland (20-17)	Dec. 15, 2013
84.00	A. Smith at Baltimore (25-21)	Dec. 20, 2015
82.61	B. Quinn vs. Carolina (23-19)	Dec. 2, 2012
80.95	D. Krieg at N.Y. Jets (21-17)	Nov. 29, 1992
80.95	T. Green vs. Denver (21-17)	Dec. 16, 2001
80.77	T. Green at Washington (26-21)	Sept. 30, 2001

Most Passing Yards, Career (All 10,000+)

28,507	Len Dawson	1962-75
21,459	Trent Green	2001-06
17,277	Bill Kenney	1979-88
11,873	Steve DeBerg	1988-91
11,295	Mike Livingston	1968-79
11,137	Alex Smith	2013-16
10,642	Elvis Grbac	1997-00

Most Passing Yards, Season (All 4,000+)

4,591	Trent Green	2004
4,348	Bill Kenney	1983
4,169	Elvis Grbac	2000
4,039	Trent Green	2003
4,014	Trent Green	2005

Most Passing Yards, Consecutive Seasons

8,630	Trent Green (4,039, 4,591)	2003-04
-------	----------------------------	---------

8,605	Trent Green (4,591, 4,014)	2004-05
7,729	Trent Green (3,690, 4,039)	2002-03
7,558	Elvis Grbac (3,389, 4,169)	1999-00
7,473	Trent Green (3,783, 3,690)	2001-02

Most Passing Yards, Rookie, Season

1,484	Steve Fuller	1979
357	Hunter Enis	1960
259	Todd Blackledge	1983

Most Passing Yards, Game (All 400+)

504	Elvis Grbac at Oakland	Nov. 5, 2000
469	Matt Cassel at Denver	Nov. 14, 2010
435	Len Dawson vs. Denver	Nov. 1, 1964
411	Bill Kenney at San Diego	Dec. 11, 1983
400	Trent Green at Green Bay	Oct. 12, 2003

Most Games, 300 Yards Passing, Career

24	Trent Green	2001-06
15	Bill Kenney	1979-88
9	Len Dawson	1962-75
7	Elvis Grbac	1997-00
5	Steve DeBerg	1988-91

Most Games, 300 Yards Passing, Season

8	Trent Green	2004
7	Bill Kenney	1983
5	Elvis Grbac	2000
5	Trent Green	2003

Most Consecutive Games, 300 Yards Passing, Season

4	Bill Kenney	1983
4	Trent Green	2004
3	Elvis Grbac	2000
2	Joe Montana	1994
2	Steve Bono	1994
2	Trent Green	2001
2	Trent Green	2002
2	Trent Green	2003

Long Pass Completion (All TDs)

*99	Trent Green vs. San Diego (to Marc Boerigter)	Dec. 22, 2002
93	Mike Livingston vs. Miami (to Otis Taylor for 79 yards,lateral to Robert Holmes for 14 yards)	Oct. 19, 1969
92	Len Dawson at Denver (to Tommy Brooker)	Nov. 18, 1962
92	Len Dawson at Oakland (to Gloster Richardson)	Nov. 3, 1968
90	Len Dawson vs. Houston (to Frank Pitts)	Nov. 17, 1968
90	Steve DeBerg vs. San Diego (to J.J. Birden)	Nov. 18, 1990

*NFL RECORD

Most 20+ Yard Passes, Career

274	Trent Green	2001-06
134	Alex Smith	2013-16
133	Elvis Grbac	1997-00
122	Matt Cassel	2009-12
73	Steve DeBerg	1990-91
68	Joe Montana	1993-94

Most 20+ Yard Passes, Season

59	Trent Green	2004
55	Elvis Grbac	2000
54	Trent Green	2003
51	Trent Green	2001
51	Trent Green	2005

Most 20+ Yard Passes, Game

9	Matt Cassel at Denver	Nov. 14, 2010
7	Dave Krieg at L.A. Raiders	Dec. 6, 1992
7	Rich Gannon at San Diego	Nov. 22, 1998
7	Elvis Grbac at Oakland	Nov. 5, 2000
7	Trent Green at Arizona	Oct. 21, 2001
7	Trent Green vs. Indianapolis	Oct. 31, 2004
7	12 times; Last M. Cassel vs. CLE	Dec.20, 2009

Most Seasons Leading League

3	Len Dawson	1962, '66, '69
---	------------	----------------

Highest Passing Average, Career (1,000 attempts)

7.73	Trent Green (2,777-21,459)	2001-06
7.71	Len Dawson (3,696-28,507)	1962-75
7.35	Steve DeBerg (1,616-11,873)	1988-91
7.11	Bill Kenney (2,430-17,277)	1979-88
6.92	Alex Smith (1,610-11,137)	2013-16
6.88	Elvis Grbac (1,548-10,643)	1997-00

Highest Passing Average, Season (Qualifiers)

9.42	Len Dawson (224-2,109)	1968
8.90	Len Dawson (310-2,759)	1962
8.90	Len Dawson (284-2,527)	1966

Highest Passing Average, Game (20 attempts)

15.76	S. DeBerg at New England (21-331)	Dec. 2, 1990
14.35	A. Smith at Oakland (20-287)	Dec. 15, 2013
13.90	T. Green vs. Denver (21-292)	Dec. 16, 2001
12.82	L. Dawson vs. Denver (22-282)	Dec. 19, 1965

Most Seasons Leading League

*4	Len Dawson	1962, '63, '65, '66
----	------------	---------------------

*NFL RECORD

Most Touchdown Passes, Career

237	Len Dawson	1962-75
118	Trent Green	2001-06
105	Bill Kenney	1979-88
67	Steve DeBerg	1988-91
66	Elvis Grbac	1997-00
66	Alex Smith	2013-16

Most Touchdown Passes, Season

30	Len Dawson	1964
29	Len Dawson	1962
28	Elvis Grbac	2000
27	Trent Green	2004
27	Matt Cassel	2010
26	Len Dawson	1963, '66
26	Trent Green	2002

Most Touchdown Passes, Consecutive Seasons

56	Len Dawson (26, 30)	1963-64
55	Len Dawson (29, 26)	1962-63
51	Len Dawson (30, 21)	1964-65
51	Trent Green (24, 27)	2003-04
50	Elvis Grbac (22, 28)	1999-00
50	Len Dawson (26, 24)	1966-67
50	Trent Green (26, 24)	2002-03

Most Touchdown Passes, Rookie, Season

6	Steve Fuller	1979
3	Todd Blackledge	1983
1	Hunter Enis	1960

Most Touchdown Passes, Game

6	Len Dawson vs. Denver	Nov. 1, 1964
5	Len Dawson	2 times
	Last; vs. Miami	Oct. 8, 1967
5	Elvis Grbac vs. San Diego	Sept. 17, 2000
5	Trent Green vs. Miami	Sept. 29, 2002
5	Alex Smith at Oakland	Dec. 15, 2013
4	Len Dawson	6 times
	Last; at Baltimore	Sept. 28, 1970
4	Bill Kenney	4 times
	Last; at Chicago	Nov. 1, 1987
4	Trent Green at Cleveland	Dec. 3, 2006
4	Matt Cassel	2 times
	Last; at Indianapolis	Oct. 9, 2011

Most Consecutive Games, Touchdown Passes

15	Elvis Grbac	Nov. 28, 1999 - Nov. 12, 2000
14	Len Dawson	Oct. 3, 1965 - Oct. 8, 1966
12	Len Dawson	Sept. 8, 1962 - Dec. 2, 1962
12	Trent Green	Nov. 28, 2001 - Oct. 20, 2002

Most Consecutive Passes, None Intercepted

312	Alex Smith	2015
-----	------------	------

233	Steve DeBerg	1990
202	Rich Gannon	1997-98
162	Matt Cassel	2010
161	Tyler Thigpen	2008
159	Trent Green	2005

Most Passes Had Intercepted, Career

178	Len Dawson	1962-75
86	Bill Kenney	1979-88
85	Trent Green	2001-06
83	Mike Livingston	1968-79
50	Steve DeBerg	1988-91

Most Attempts, No Interceptions, Game (All 40+)

53	Matt Cassel at Denver	Nov. 14, 2010
47	Trent Green at Denver	Dec. 7, 2003
45	Alex Smith at Cincinnati	Oct. 4, 2015
45	Bill Kenney at L.A. Raiders	Oct. 9, 1983
45	Steve DeBerg at Denver	Sept. 17, 1990
45	Trent Green at Green Bay	Oct. 12, 2003
45	Alex Smith at Denver	Nov. 17, 2013
45	Alex Smith at Pittsburgh	Dec. 21, 2014
43	Bill Kenney at Houston	Oct. 23, 1983
43	Rich Gannon at Denver	Dec. 6, 1998
43	Trent Green at Denver	Dec. 15, 2002
43	Trent Green at San Diego	Oct. 30, 2005
43	Matt Cassel vs. Buffalo	Dec. 13, 2009
42	Trent Green vs. Cleveland	Nov. 9, 2003
42	Trent Green at Cincinnati	Nov. 16, 2003
42	Alex Smith at Denver	Sept. 14, 2014
41	Todd Blackledge vs. Houston	Nov. 11, 1984
41	Steve Bono vs. San Diego	Oct. 9, 1995
41	Rich Gannon vs. Dallas	Dec. 13, 1998
41	Tyler Thigpen at San Diego	Nov. 9, 2008
40	Steve Bono vs. New England	Oct. 15, 1995
40	Elvis Grbac vs. San Diego	Oct. 16, 1997
40	Elvis Grbac vs. Oakland	Oct. 15, 2000

Most Passes Had Intercepted, Season

24	Trent Green	2001
23	Cotton Davidson	1961
19	Len Dawson	1963
19	Bill Kenney	1983
17	Len Dawson	1962, '67
17	Trent Green	2004

Most Passes Had Intercepted, Rookie, Season

14	Steve Fuller	1979
2	Hunter Enis	1960
2	Brodie Croyle	2006
1	Tyler Thigpen	2007
0	Todd Blackledge	1983

Most Interceptions, Game

6	Todd Blackledge vs. L.A. Rams	Oct. 20, 1985
5	Cotton Davidson at Houston	Oct. 16, 1960
5	Len Dawson vs. Oakland	Nov. 23, 1969
5	Mike Livingston vs. Pittsburgh	Oct. 13, 1974
5	Bill Kenney vs. San Diego	Sept. 20, 1981

5	Steve DeBerg at San Diego	Sept. 24, 1989
---	---------------------------	----------------

Lowest Percentage, Passes Had Intercepted, Career (1,000 att)

1.37	Alex Smith (1,610-22)	2013-16
2.96	Matt Cassel (1,489-44)	2009-12
3.04	Elvis Grbac (1,548-47)	1997-00
3.09	Steve DeBerg (1,616-50)	1988-91
3.54	Bill Kenney (2,430-85)	1979-88

Lowest Percentage, Passes Had Intercepted, Season (200 att)

0.41	Damon Huard (244-1)	2006
0.90	Steve DeBerg (444-4)	1990
1.29	Alex Smith (464-6)	2014
1.38	Alex Smith (508-7)	2013
1.49	Alex Smith (470-7)	2015
1.56	Matt Cassel (450-7)	2010
1.69	Rich Gannon (354-6)	1998
1.83	Joe Montana (493-9)	1994

Times Sacked

195.0	Bill Kenney	1979-88
173.0	Trent Green	2001-06
142.0	Alex Smith	2013-16
133.0	Mike Livingston	1968-79
120.0	Steve Fuller	1979-82
109.0	Matt Cassel	2009-12
90.0	Len Dawson	1962-75

Times Sacked, Season

49.0	Steve Fuller	1980
48.0	Dave Krieg	1992
45.0	Alex Smith	2014
45.0	Alex Smith	2015
42.0	Matt Cassel	2009
41.0	Bill Kenney	1983
39.0	Trent Green	2001
39.0	Alex Smith	2013

Times Sacked, Game

10.0	Steve Fuller vs. Baltimore	Nov. 2, 1980
8.0	Steve Fuller at Pittsburgh	Dec. 5, 1982

Pass Receiving

Most Seasons Leading League

1	MacArthur Lane (66 recs.)	1976
1	Tony Gonzalez (102 recs.)	2004

Most Pass Receptions, Career

916	Tony Gonzalez	1997-08
532	Dwayne Bowe	2007-14
416	Henry Marshall	1976-87
410	Otis Taylor	1965-75
391	Chris Burford	1960-67

Most Seasons, 50 or More Pass Receptions

11	Tony Gonzalez	1998-08
6	Dwayne Bowe	2007-08, 2010-13
5	Kimble Anders	1994-99

5	Eddie Kennison	2002-06
4	Chris Burford	1961, '63-64, '66
4	Otis Taylor	1966-67, '71-72
3	Carlos Carson	1983-84, '87
3	Stephone Paige	1986, '88, '90
3	Derrick Alexander	1998-00
3	Priest Holmes	2001-03

Most Pass Receptions, Season (All 80+)

102	Tony Gonzalez	2004
99	Tony Gonzalez	2007
96	Tony Gonzalez	2008
93	Tony Gonzalez	2000
87	Jeremy Maclin	2015
86	Dwayne Bowe	2008
81	Dwayne Bowe	2011
80	Carlos Carson	1983

Most Pass Receptions, Consecutive Seasons

195	Tony Gonzalez (99, 96)	2007-08
180	Tony Gonzalez (102, 78)	2004-05
173	Tony Gonzalez (71, 102)	2003-04
172	Tony Gonzalez (73, 99)	2006-07
169	Tony Gonzalez (76, 93)	1999-00

Most Pass Receptions, Game (All 10+)

14	Tony Gonzalez at San Diego	Jan. 2, 2005
13	Dwayne Bowe at Denver	Nov. 14, 2010
13	Dwayne Bowe at Seattle	Nov. 28, 2010
12	Ed Podolak vs. Denver	Oct. 7, 1973
11	Chris Burford at Buffalo	Sept. 22, 1963
11	Emile Harry at Cleveland	Nov. 24, 1991
11	Kimble Anders vs. N.Y. Giants	Sept. 10, 1995
11	Tony Gonzalez at New England	Dec. 4, 2000
11	Dante Hall at Denver	Dec. 7, 2003
11	Tony Gonzalez vs. Oakland	Dec. 25, 2004
11	Jeremy Maclin at Cincinnati	Oct. 4, 2015
10	Chris Burford at Boston	Oct. 12, 1962
10	Chris Buford vs. Buffalo	Oct. 13, 1963
10	Frank Jackson at N.Y. Jets	Nov. 29, 1964
10	Chris Burford at Boston	Sept. 25, 1966
10	Otis Taylor vs. Cincinnati	Oct. 15, 1972
10	Ed Podolak at Houston	Sept. 29, 1974
10	Stephone Paige at Denver	Sept. 17, 1990
10	J.J. Birden at Miami	Dec. 12, 1994
10	Kimble Anders vs. Denver	Nov. 16, 1998
10	Tony Gonzalez at Denver	Sept. 24, 2000
10	Tony Gonzalez vs. Carolina	Dec. 10, 2000
10	Tony Gonzalez vs. Cincinnati	Sept. 10, 2006
10	Tony Gonzalez vs. Green Bay	Nov. 4, 2007
10	Tony Gonzalez vs. San Diego	Dec. 2, 2007
10	Tony Gonzalez at Detroit	Dec. 23, 2007
10	Tony Gonzalez at San Diego	Nov. 9, 2008
10	Tony Gonzalez vs. Buffalo	Nov. 23, 2008
10	Dwayne Bowe at Cincinnati	Dec. 28, 2008

Most Pass Receptions, Half

11	T. Gonzalez (2nd) at San Diego	Jan. 2, 2005
10	E. Harry (2nd) at Cleveland	Nov. 24, 1991
9	C. Burford (2nd) vs. Buffalo	Oct. 13, 1963
9	K. Anders (2nd) vs. N.Y. Giants	Sept. 10, 1995
9	T. Gonzalez (1st) vs. Oakland	Dec. 25, 2004

Most Consecutive Games, Pass Receptions

131	Tony Gonzalez	Dec. 4, 2000 - Dec. 28, 2008
83	Stephone Paige	Nov. 17, 1985 - Sept. 29, 1991
55	Eddie Kennison	Dec. 9, 2001 - Oct. 2, 2005
48	Priest Holmes	Sept. 9, 2001 - Sept. 19, 2004
46	Ed Podolak	Oct. 22, 1970 - Dec. 21, 1975
46	Dwayne Bowe	Nov. 11, 2007 - Nov. 28, 2010

Most Receptions, Running Back, Career

369	Kimble Anders	1991-00
288	Ed Podolak	1969-77
283	Jamaal Charles	2008-16
251	Priest Holmes	2001-07
197	Abner Haynes	1960-64

Most Receptions, Running Back, Season

74	Priest Holmes	2003
70	Priest Holmes	2002
70	Jamaal Charles	2013
67	Kimble Anders	1994
66	MacArthur Lane	1976

Most Receptions, Tight End, Career

916	Tony Gonzalez	1997-08
198	Fred Arbanas	1962-70
163	Walter White	1975-79
161	Travis Kelce	2013-16
135	Jonathan Hayes	1985-93
111	Keith Cash	1992-96

Most Pass Receptions, Tight End, Season

102	Tony Gonzalez	2004
99	Tony Gonzalez	2007
96	Tony Gonzalez	2008
93	Tony Gonzalez	2000
78	Tony Gonzalez	2005

Most Pass Receptions, Rookie, Season

70	Dwayne Bowe	2007
55	Abner Haynes (RB)	1960
48	Sylvester Morris	2000
47	Tony Moeaki (TE)	2010
46	Chris Burford	1960

Most Receiving Yards, Career (All 6,000+)

10,940	Tony Gonzalez	1997-08
7,306	Otis Taylor	1965-75

7,155	Dwayne Bowe	2007-14
6,454	Henry Marshall	1976-87
6,360	Carlos Carson	1980-89
6,341	Stephone Paige	1983-91

Most Seasons, 1,000 or More Receiving Yards

4	Tony Gonzalez	2000, 2004, 2007-08
3	Carlos Carson	1983-84, '87
3	Dwayne Bowe	2008, 2010-11
2	Otis Taylor	1966, '71
2	Eddie Kennison	2004-05
1	Stephone Paige	1990
1	Andre Rison	1997
1	Derrick Alexander	2000
1	Jeremy Maclin	2015

Most Receiving Yards, Season (All 1,000+)

1,391	Derrick Alexander	2000
1,351	Carlos Carson	1983
1,297	Otis Taylor	1966
1,258	Tony Gonzalez	2004
1,203	Tony Gonzalez	2000
1,172	Tony Gonzalez	2007
1,162	Dwayne Bowe	2010
1,159	Dwayne Bowe	2011
1,110	Otis Taylor	1971
1,102	Eddie Kennison	2005
1,092	Andre Rison	1997
1,086	Eddie Kennison	2004
1,078	Carlos Carson	1984
1,058	Tony Gonzalez	2008
1,044	Carlos Carson	1987
1,034	Jeremy Maclin	2015
1,022	Dwayne Bowe	2008
1,021	Stephone Paige	1990

Most Receiving Yards, Consecutive Seasons

2,429	Carlos Carson (1,351, 1,078)	1983-84
2,321	Dwayne Bowe (1,162, 1,159)	2010-11
2,255	Otis Taylor (1,297, 958)	1966-67
2,230	Tony Gonzalez (1,172, 1,058)	2007-08
2,223	Derrick Alexander (832, 1,391)	1999-00
2,188	Eddie Kennison (1,086, 1,102)	2004-05

Most Receiving Yards, Game

309	Stephone Paige vs. San Diego (8 Receptions)	Dec. 22, 1985
213	Curtis McClinton vs. Denver (5 Receptions)	Dec. 19, 1965
210	Larry Brunson vs. San Diego (9 Receptions)	Nov. 10, 1974
206	Stephone Paige at Denver (10 Receptions)	Sept. 17, 1990
197	Carlos Carson at San Diego (9 Receptions)	Oct. 25, 1987

Most Games, 100 or More Receiving Yards, Career

26	Tony Gonzalez	1997-08
19	Otis Taylor	1965-75
18	Carlos Carson	1980-88
17	Eddie Kennison	2001-07
15	Dwayne Bowe	2007-14

Most Games, 100 or More Receiving Yards, Season

6	Otis Taylor	1966
6	Carlos Carson	1983
6	Derrick Alexander	2000
6	Tony Gonzalez	2000
6	Tony Gonzalez	2004
5	Eddie Kennison	2004
5	Eddie Kennison	2005
5	Tony Gonzalez	2007
5	Dwayne Bowe	2010

Most Consecutive Games, 100 or More Receiving Yards, Season

4	Tony Gonzalez	2000
3	Frank Jackson	1964
3	Otis Taylor	1966
3	Willie Davis	1992
3	Dwayne Bowe	2010

Longest Pass Receptions (All TDs)

*99	Marc Boerigter vs. San Diego (from Trent Green)	Dec. 22, 2002
92	Tommy Brooker at Denver (from Len Dawson)	Nov. 18, 1962
92	Gloster Richardson at Oakland (from Len Dawson)	Nov. 3, 1968
90	Frank Pitts vs. Boston (from Len Dawson)	Nov. 17, 1968
90	J.J. Birden vs. San Diego (from Steve DeBerg)	Nov. 18, 1990
89	Otis Taylor vs. Miami (from Len Dawson)	Nov. 13, 1966
86	Stephone Paige vs. New England (from Steve DeBerg)	Dec. 2, 1990
86	Derrick Alexander at Chicago (from Elvis Grbac)	Sept. 12, 1999
*NFL RECORD		

Most Receiving Yards, Running Back, Career

2,829	Kimble Anders	1991-00
2,739	Abner Haynes	1960-65
2,456	Ed Podolak	1969-77
2,443	Jamaal Charles	2008-16
2,377	Priest Holmes	2001-07

Most Receiving Yards, Running Back, Season

693	Jamaal Charles	2013
-----	----------------	------

690	Priest Holmes	2003
672	Priest Holmes	2002
614	Priest Holmes	2001
590	Curtis McClinton	1965

Most Receiving Yards, Running Back, Game

213	Curtis McClinton vs. Denver	Dec. 19, 1965
195	Jamaal Charles at Oakland	Dec. 15, 2013
149	Abner Haynes vs. San Diego	Oct. 20, 1963
130	Johnny Robinson vs. Buffalo	Dec. 18, 1960
129	Spencer Ware vs. San Diego	Sept. 11, 2016
127	Abner Haynes at N.Y. Titans	Dec. 3, 1961

Most Games, 100 or More Receiving Yards, RB, Career

5	Abner Haynes	1960-65
5	Priest Holmes	2001-07
3	Johnny Robinson	1960-71
3	Paul Palmer	1987-88
2	Curtis McClinton	1962-69
2	Larry Johnson	2003-09
2	Jamaal Charles	2008-16

Most Games, 100 or More Receiving Yards, RB, Season

3	Paul Palmer	1988
2	Johnny Robinson	1960
2	Abner Haynes	1964
2	Priest Holmes	2001

Most Receiving Yards, Tight End, Career (All 1,000+)

10,940	Tony Gonzalez	1997-08
3,101	Fred Arbanas	1962-70
2,396	Walter White	1975-79
1,868	Travis Kelce	2013-16
1,541	Jonathan Hayes	1985-93
1,046	Keith Cash	1992-96
1,009	Tony Moeaki	2010-12

Most Receiving Yards, Tight End, Season

1,258	Tony Gonzalez	2004
1,203	Tony Gonzalez	2000
1,172	Tony Gonzalez	2007
1,058	Tony Gonzalez	2008
917	Tony Gonzalez	2001

Most Receiving Yards, Tight End, Game

147	Tony Gonzalez at New England	Dec. 4, 2000
144	Tony Gonzalez at San Diego	Jan. 2, 2005
140	Tony Gonzalez vs. Miami	Sept. 29, 2002
140	Tony Gonzalez vs. San Diego	Dec. 2, 2007
138	Tony Gonzalez vs. San Diego	Oct. 22, 2006

Most Receiving Yards, Rookie, Season

995	Dwayne Bowe	2007
789	Chris Burford	1960
678	Sylvester Morris	2000
611	Johnny Robinson (RB)	1960
576	Abner Haynes (RB)	1960

Highest Receiving Average, Career (200 receptions)

18.12	Carlos Carson (351-6,360)	1980-89
17.82	Otis Taylor (410-7,306)	1965-75
17.30	Derrick Alexander (213-3,685)	1998-01
16.82	Stephone Paige (377-6,341)	1983-91
16.29	Eddie Kennison (321-5,230)	2001-07

Highest Receiving Average, Season (24 receptions)

22.36	Otis Taylor (58-1,297)	1966
21.93	Stephone Paige (43-943)	1985
21.83	Frank Pitts (30-655)	1968

Highest Receiving Average, Game (3 receptions)

42.60	C. McClinton vs. Denver (5-213)	Dec. 19, 1965
40.00	J. Robinson vs. N.Y. Titans (3-120)	Oct. 2, 1960
39.67	Otis Taylor at Denver (3-119)	Dec. 14, 1968

Most Receiving Touchdowns, Career

76	Tony Gonzalez	1997-08
57	Otis Taylor	1965-75
55	Chris Burford	1960-67
49	Stephone Paige	1983-91
44	Dwayne Bowe	2007-14

Most Receiving Touchdowns, Season

15	Dwayne Bowe	2010
12	Chris Burford	1962
11	Otis Taylor	1967
11	Stephone Paige	1986
11	Tony Gonzalez	1999
10	Stephone Paige	1985
10	Derrick Alexander	2000
10	Tony Gonzalez	2003
10	Tony Gonzalez	2008

Most Receiving Touchdowns, Consecutive Seasons

21	Chris Burford (12, 9)	1962-63
21	Stephone Paige (10, 11)	1985-86
20	Tony Gonzalez (11, 9)	1999-00
20	Dwayne Bowe (15, 5)	2010-11
19	Otis Taylor (8, 11)	1966-67
19	Dwayne Bowe (4, 15)	2009-10

Most Receiving Touchdowns, Rookie, Season

6	Fred Arbanas	1962
---	--------------	------

6	Stephone Paige	1983
5	Chris Burford	1960
5	Otis Taylor	1965
5	Bill Jones	1990
5	Tim Barnett	1991
5	Dwayne Bowe	2007

4	Dwayne Bowe at Denver	Nov. 14, 2010
3	35 times Last; Spencer Ware vs. San Diego	Sept. 11, 2016

Total Yards From Scrimmage

Most Receiving Touchdowns, Game

4	Frank Jackson at San Diego	Dec. 13, 1964
4	Jamaal Charles at Oakland	Dec. 15, 2013
3	Chris Burford at Oakland	Sept. 23, 1962
3	Chris Burford at Boston	Sept. 25, 1966
3	Otis Taylor at Denver	Dec. 17, 1967
3	Otis Taylor at N.Y. Jets	Nov. 16, 1969
3	Sylvester Morris vs. San Diego	Sept. 17, 2000
3	Tony Gonzalez vs. Miami	Sept. 29, 2002
3	Dwayne Bowe at Seattle	Nov. 28, 2010

Most Consecutive Games, Touchdown Receptions

7	Dwayne Bowe	Oct. 17, 2010 - Nov. 28, 2010
5	Chris Burford	Sept. 8, 1962 - Oct. 12, 1962
5	Otis Taylor	Oct. 23, 1966 - Nov. 20, 1966
4	Curtis McClinton	Sept. 11, 1966 - Oct. 2, 1966
4	Willie Frazier	Sept. 17, 1972 - Oct. 8, 1972
4	Otis Taylor	Sept. 25, 1972 - Oct. 15, 1972
4	Tony Gonzalez	Sept. 24, 2000 - Oct. 22, 2000
4	Tony Gonzalez	Dec. 7, 2008 - Dec. 28, 2008

Highest TD Catch Percentage, Season (20 recs.)

40.0	Marc Boerigter (20 recs., 8 TDs)	2002
33.3	Chris Burford (45 recs., 12 TDs)	1962
27.3	Gloster Richardson (22 recs., 6 TDs)	1968
25.0	Fred Arbanas (20 recs., 5 TDs)	1967
23.5	Fred Arbanas (34 recs., 8 TDs)	1964

Most 20+ Yard Receptions, Career

130	Tony Gonzalez	1997-08
101	Dwayne Bowe	2007-14
81	Eddie Kennison	2001-07
64	Derrick Alexander	1998-01
53	Willie Davis	1991-95

Most 20+ Yard Receptions, Season

24	Derrick Alexander	2000
20	Derrick Alexander	1998
19	Tony Gonzalez	2004
19	Dwayne Bowe	2010
19	Dwayne Bowe	2011
18	Eddie Kennison	2004

Most 20+ Yard Receptions, Game

5	Derrick Alexander at San Diego	Nov. 22, 1998
4	Derrick Alexander vs. St. Louis	Oct. 22, 2000
4	Eddie Kennison vs. Jacksonville	Dec. 31, 2006

Most Attempts From Scrimmage, Career

1,605	Jamaal Charles (1,322 rush, 283 rec.)	2008-16
1,572	Priest Holmes (1,321 rush, 251 rec.)	2001-07
1,526	Larry Johnson (1,375 rush, 151 rec.)	2003-09
1,445	Ed Podolak (1,157 rush, 288 rec.)	1969-77
1,288	Christian Okoye (1,246 rush, 42 rec.)	1987-92
1,073	Marcus Allen (932 rush, 141 rec.)	1993-97

Most Attempts From Scrimmage, Season

457	Larry Johnson (416 rush, 41 rec.)	2006
394	Priest Holmes (320 rush, 74 rec.)	2003
389	Priest Holmes (327 rush, 62 rec.)	2001
383	Priest Holmes (313 rush, 70 rec.)	2002
372	Christian Okoye (370 rush, 2 rec.)	1989

Most Attempts From Scrimmage, Game

41	(39 rush, 2 rec.)	L. Johnson vs. Seattle	Oct. 29, 2006
39	(33 rush, 6 rec.)	J. Charles at New Orleans	Sept. 23, 2012
38	(38 rush, 0 rec.)	C. Okoye at Green Bay	Dec. 10, 1989
38	(33 rush, 5 rec.)	L. Johnson vs. JAX	Dec. 31, 2006
37	(37 rush, 0 rec.)	C. Okoye vs. Seattle	Nov. 5, 1989
37	(36 rush, 1 rec.)	L. Johnson at Houston	Nov. 20, 2005

Most Yards From Scrimmage, Career

10,954	Tony Gonzalez (14 rush, 10,940 rec.)	1997-08
9,670	Jamaal Charles (7,227 rush, 2,443 rec.)	2008-16
8,447	Priest Holmes (6,070 rush, 2,377 rec.)	2001-07
7,467	Otis Taylor (161 rush, 7,306 rec.)	1965-75
7,384	Larry Johnson (6,015 rush, 1,369 rec.)	2003-09

Most Yards From Scrimmage, Season

2,287	Priest Holmes (1,615 rush, 672 rec.)	2002
2,199	Larry Johnson (1,789 rush, 410 rec.)	2006
2,169	Priest Holmes (1,555 rush, 614 rec.)	2001
2,110	Priest Holmes (1,420 rush, 690 rec.)	2003
2,093	Larry Johnson (1,750 rush, 343 rec.)	2005

Most Yards From Scrimmage, Game

309	Stephone Paige vs. San Diego (0 rush, 309 rec.)	Dec. 22, 1985
-----	---	---------------

307	Priest Holmes at Seattle (197 rush, 110 rec.)	Nov. 24, 2002
288	Jamaal Charles at New Orleans (233 rush, 55 rec.)	Sept. 23, 2012
277	Priest Holmes at Oakland (168 rush, 109 rec.)	Dec. 9, 2001
262	Jamaal Charles at Denver (259 rush, 3 rec.)	Jan. 3, 2009

Yards Per Touch Average, RB, Career (350 touches)

6.60	Abner Haynes (993-6,553)	1960-64
6.59	Jamaal Charles (1,656-10,916)	2008-16
5.89	Kimble Anders (864-5,890)	1991-00
5.53	Curtis McClinton (916-5,069)	1962-69
5.48	Tony Reed (651-3,566)	1977-80

Yards Per Touch Average, RB, Season (200 touches)

7.0	Jamaal Charles (275-1,935)	2010
6.9	Abner Haynes (211-1,451)	1960
6.6	Abner Haynes (213-1,399)	1961
6.2	Abner Haynes (260-1,622)	1962
6.2	Jamaal Charles (230-1,417)	2009

Combined Yardage

Most Combined Attempts, Career (All 1,000+)

1,656	Jamaal Charles	2008-16
1,572	Priest Holmes	2001-07
1,569	Ed Podolak	1969-77
1,526	Larry Johnson	2003-09
1,289	Christian Okoye	1987-92
1,114	Abner Haynes	1960-65

Most Combined Attempts, Season (All 300+)

457	Larry Johnson	2006
394	Priest Holmes	2003
389	Priest Holmes	2001
383	Priest Holmes	2002
372	Christian Okoye	1989
329	Jamaal Charles	2013
320	Jamaal Charles	2012

Most Combined Attempts, Game

41	Larry Johnson vs. Seattle	Oct. 29, 2006
39	Jamaal Charles at New Orleans	Sept. 23, 2012
38	Christian Okoye at Green Bay	Dec. 10, 1989
38	Larry Johnson vs. Jacksonville	Dec. 31, 2006
37	Christian Okoye vs. Seattle	Nov. 5, 1989
37	L. Johnson at Houston	Nov. 20, 2005
36	Abner Haynes at Denver	Oct. 30, 1960
36	Derrick Blaylock at New Orleans	Nov. 14, 2004
36	L. Johnson vs. New England	Nov. 27, 2005
36	L. Johnson vs. San Diego	Dec. 24, 2005

Most Combined Yards, Career (All 7,500+)

12,356	Dante Hall	2000-06
10,963	Tony Gonzalez	1997-08
10,916	Jamaal Charles	2008-16
8,447	Abner Haynes	1960-65
8,447	Priest Holmes	2001-07
8,343	Ed Podolak	1969-77
7,677	Carlos Carson	1980-89

Most Combined Yards, Season

2,446	Dante Hall	2003
2,342	Jamaal Charles	2009
2,287	Priest Holmes	2002
2,236	Dante Hall	2004
2,283	Dante Hall	2005

Most Combined Yards, Game

309	Stephone Paige vs. San Diego	Dec. 22, 1985
307	Priest Holmes at Seattle	Nov. 24, 2002
296	Dante Hall at Denver	Dec. 7, 2003
290	Noland Smith at San Diego	Oct. 15, 1967
288	Jamaal Charles at New Orleans	Sept. 23, 2012

Punting

Most Seasons Leading League

*4	Jerrel Wilson	1965, '68, '72-73
*NFL RECORD		
1	Bob Grupp	1979
1	Jim Arnold	1984

Most Punts, Career

1,018	Jerrel Wilson	1963-77
911	Dustin Colquitt	2005-16
421	Louie Aguiar	1994-98
284	Jim Arnold	1983-85
272	Bryan Barker	1990-93

Most Punts, Season

101	Daniel Pope	1999
99	Lewis Colbert	1986
98	Jim Arnold	1984
96	Dustin Colquitt	2009
95	Dustin Colquitt	2007

Most Punts, Game

11	Bob Grupp vs. Baltimore	Sept. 2, 1979
11	Jim Arnold at San Francisco	Nov. 17, 1985
11	Kelly Goodburn vs. Cleveland	Nov. 19, 1989
11	Louie Aguiar vs. San Diego	Nov. 13, 1994
11	Dustin Colquitt at Chicago	Dec. 4, 2011

10	Jerrel Wilson at N.Y. Jets	Sept. 18, 1965
10	Jerrel Wilson vs. Denver	Oct. 6, 1974
10	Kelly Goodburn at N.Y. Jets	Oct. 2, 1988
10	Todd Sauerbrun at San Diego	Nov. 26, 2000
10	Dustin Colquitt at N.Y. Jets	Dec. 30, 2007
10	Dustin Colquitt at Jacksonville	Sept. 8, 2013

Longest Punt (All 70+)

81	Dustin Colquitt vs. San Diego	Dec. 2, 2007
76	Dan Stryzinski vs. Oakland	Sept. 9, 2001
74	Bob Grupp vs. San Diego	Nov. 4, 1979
73	Dustin Colquitt vs. Oakland	Sept. 14, 2008
72	Jerrel Wilson at San Diego	Sept. 29, 1963
72	Dustin Colquitt at Oakland	Dec. 23, 2006
72	Dustin Colquitt at St. Louis	Dec. 19, 2010
71	Dustin Colquitt at Oakland	Dec. 16, 2012
70	Jerrel Wilson at Denver	Oct. 11, 1964
70	Jerrel Wilson vs. Buffalo	Oct. 18, 1964
70	Jerrel Wilson vs. Houston	Nov. 28, 1968
70	Dustin Colquitt at Jacksonville	Nov. 8, 2009

Most Punting Yards, Career

44,218	Jerrel Wilson	1963-77
40,794	Dustin Colquitt	2005-16
17,930	Louie Aguiar	1994-98
11,934	Jim Arnold	1983-85
11,267	Bryan Barker	1990-93

Most Punting Yards, Season

4,397	Jim Arnold	1984
4,361	Dustin Colquitt	2009
4,322	Dustin Colquitt	2007
4,218	Daniel Pope	1999
4,084	Dustin Colquitt	2011

Highest Punting Average, Career (200 punts)

44.78	Dustin Colquitt (911-40,794)	2005-16
43.44	Jerrel Wilson (1,018-44,218)	1963-77
42.59	Louie Aguiar (421-17,930)	1994-98
42.02	Jim Arnold (284-11,934)	1983-85

Highest Punting Average, Season (50 punts)

46.83	Dustin Colquitt (83-3,887)	2012
46.03	Dustin Colquitt (87-4,005)	2013
45.89	Dustin Colquitt (89-4,084)	2011
45.70	Dustin Colquitt (65-2,971)	2015
45.53	Jerrel Wilson (80-3,642)	1973
45.49	Dustin Colquitt (95-4,322)	2007

Highest Punting Average, Game (4 punts)

57.20	Dustin Colquitt vs. San Diego (5-286)	Oct. 31, 2011
56.40	Jerrel Wilson vs. Boston (5-282)	Oct. 11, 1970
55.60	Louie Aguiar at Arizona (5-278)	Oct. 1, 1995

54.75	Jerrel Wilson vs. Boston (4-129)	Oct. 3, 1965
-------	----------------------------------	--------------

Highest Net Punting Average, Career (200 Punts)

39.50	Dustin Colquitt	2005-16
35.48	Louie Aguiar	1994-98
35.42	Jerrel Wilson	1963-77
35.13	Bob Grupp	1979-81
34.82	Bryan Barker	1990-93

Most Consecutive Punts, None Blocked

377	Louie Aguiar	1994-98
256	Jerrel Wilson	1968-71
253	Dustin Colquitt	2013-16
233	Jim Arnold	1983-85

Punts Had Blocked, Career

12	Jerrel Wilson	1963-77
4	Dustin Colquitt	2005-16
2	Bob Grupp	1979-81
2	Jim Arnold	1983-85
2	Bryan Barker	1990-93
2	Daniel Pope	1999

Punts Had Blocked, Season

2	Jerrel Wilson	1974
2	Jim Arnold	1985
2	Daniel Pope	1999

Punts Had Blocked, Game

2	Jim Arnold vs. Denver	Oct. 27, 1985
---	-----------------------	---------------

Most Punts Inside the 20, Career

362	Dustin Colquitt	2005-16
117	Louie Aguiar	1994-98
62	Bryan Barker	1990-93
58	Jim Arnold	1983-85
54	Kelly Goodburn	1987-90

Most Punts Inside the 20, Season

45	Dustin Colquitt	2012
41	Dustin Colquitt	2009
37	Dustin Colquitt	2015
35	Dustin Colquitt	2013
33	Dustin Colquitt	2010
31	Dustin Colquitt	2014

Punt Returns

Most Punt Returns, Career

220	J.T. Smith	1979-84
188	Dante Hall	2000-06

181	Tamarick Vanover	1995-99
105	Javier Arenas	2010-12
86	Ed Podolak	1969-77

Most Punt Returns, Season

58	J.T. Smith	1979
58	Dexter McCluster	2013
51	Tamarick Vanover	1995
51	Tamarick Vanover	1999
50	J.T. Smith	1981

Most Punt Returns, Game

8	Ed Podolak vs. San Diego	Nov. 10, 1974
8	De'Anthony Thomas vs. Oakland	Dec. 14, 2014
7	J.T. Smith vs. Baltimore	Sept. 2, 1979
7	J.T. Smith vs. N.Y. Giants	Oct. 21, 1979
7	Tamarick Vanover vs. Detroit	Sept. 26, 1999
7	Tamarick Vanover at Denver	Dec. 5, 1999
7	Eddie Drummond at Oakland	Oct. 21, 2007
7	Dexter McCluster at Jacksonville	Sept. 8, 2013
7	Dexter McCluster at Washington	Dec. 8, 2013

Most Seasons Leading League

2	J.T. Smith	1979-80
---	------------	---------

Most Punt Return Yards, Career

2,322	J.T. Smith	1979-84
1,930	Tamarick Vanover	1995-99
1,882	Dante Hall	2000-06
1,029	Javier Arenas	2010-12
959	Dexter McCluster	2010-13

Most Punt Return Yards, Season

686	Dexter McCluster	2013
640	Tamarick Vanover	1999
612	J.T. Smith	1979
581	J.T. Smith	1980
540	Tamarick Vanover	1995

Most Punt Return Yards, Game

177	Dexter McCluster at Washington	Dec. 8, 2013
156	De'Anthony Thomas vs. Oakland	Dec. 14, 2014
141	J.T. Smith vs. Oakland	Sept. 23, 1979
130	Tamarick Vanover vs. New Orleans	Dec. 21, 1997
128	Dante Hall vs. Arizona	Dec. 1, 2002

Longest Punt Return (All TDs)

94	Dexter McCluster vs. San Diego	Sept. 13, 2010
93	Dante Hall vs. Denver	Oct. 5, 2003
90	Dante Hall vs. Arizona	Dec. 1, 2002
89	Dexter McCluster vs. N.Y. Giants	Sept. 29, 2013
88	J.T. Smith vs. Oakland	Sept. 23, 1979

Most Seasons Leading League

1	Abner Haynes	1960
1	Noland Smith	1968
1	Ed Podolak	1970
1	J.T. Smith	1980
1	Dante Hall	2003

Highest Punt Return Average, Career (50 returns)

12.14	Dexter McCluster (79-959)	2010-13
11.11	Noland Smith (53-589)	1967-69
10.87	Abner Haynes (54-587)	1960-64
10.66	Tamarick Vanover (181-1,930)	1995-99
10.60	J.T. Smith (216-2,289)	1978-84
10.03	De'Anthony Thomas (63-632)	2014-16
10.01	Dante Hall (188-1,882)	2000-06

Highest Punt Return Average, Season (12 returns)

16.28	Dante Hall (29-472)	2003
15.54	Dexter McCluster (13-202)	2010
15.36	Abner Haynes (14-215)	1960
15.00	Noland Smith (18-270)	1968
14.79	Johnny Robinson (14-207)	1960

Highest Punt Return Average, Game (3 returns)

35.00	D. Hall vs. Denver (3-105)	Oct. 5, 2003
33.33	D. McCluster vs. San Diego (3-100)	Sept. 13, 2010
28.67	M. Garrett at Buffalo (3-86)	Sept. 11, 1966
28.67	N. Smith vs. N.Y. Jets (3-86)	Sept. 15, 1968
28.25	D. McCluster vs. N.Y. Giants (4-113)	Sept. 29, 2013

Most Punt Return Touchdowns, Career

5	Dante Hall	2000-06
4	J.T. Smith	1979-84
4	Tamarick Vanover	1995-99

Most Punt Return Touchdowns, Season

2	J.T. Smith	1979
2	J.T. Smith	1980
2	Dale Carter	1992
2	Tamarick Vanover	1999
2	Dante Hall	2002
2	Dante Hall	2003
2	Dexter McCluster	2013

Most Punt Return Touchdowns, Game

1	25 times	
	Last; D. Thomas at Oakland	Dec. 14, 2014

Kickoff Returns

Most Kickoff Returns, Career

360	Dante Hall	2000-06
212	Tamarick Vanover	1995-99
84	Dave Grayson	1961-64
69	Knile Davis	2013-16
68	Noland Smith	1967-69

Most Kickoff Returns, Season

68	Dante Hall	2004
65	Dante Hall	2005
57	Dante Hall	2002
57	Dante Hall	2003
53	Dante Hall	2006

Most Kickoff Returns, Game

9	Noland Smith vs. Oakland	Nov. 23, 1967
9	Paul Palmer at Seattle	Sept. 20, 1987

Most Kickoff Return Yards, Career

8,644	Dante Hall	2000-06
5,099	Tamarick Vanover	1995-99
2,231	Dave Grayson	1961-64
1,879	Knile Davis	2013-16
1,822	Noland Smith	1967-69
1,326	Abner Haynes	1960-64

Most Kickoff Return Yards, Season

1,718	Dante Hall	2004
1,560	Dante Hall	2005
1,478	Dante Hall	2003
1,354	Dante Hall	2002
1,308	Tamarick Vanover	1997

Most Kickoff Return Yards, Game (All 200+)

251	Jon Vaughn at Miami	Dec. 12, 1994
244	Noland Smith at San Diego	Oct. 15, 1967
234	Dante Hall vs. Philadelphia	Oct. 2, 2005
233	Dante Hall vs. San Diego	Nov. 28, 2004
221	Paul Palmer at Seattle	Sept. 20, 1987
206	Noland Smith vs. Oakland	Nov. 23, 1967

Longest Kickoff Return (All TDs)

108	Knile Davis vs. Denver	Dec. 1, 2013
106	Noland Smith at Denver	Dec. 17, 1967
100	Dante Hall vs. Pittsburgh	Sept. 14, 2003
99	Dave Grayson at Denver	Sept. 7, 1963
99	Tamarick Vanover at Seattle	Sept. 3, 1995
99	Knile Davis vs. St. Louis	Oct. 26, 2014
97	Boyce Green at Pittsburgh	Dec. 21, 1986
97	Tamarick Vanover at Denver	Oct. 27, 1996
97	Dante Hall at Baltimore	Sept. 28, 2003
97	Dante Hall vs. Denver	Dec. 19, 2004
97	Jamaal Charles vs. Pittsburgh	Nov. 22, 2009

Most Seasons Leading League

1	Dave Grayson	1961
---	--------------	------

Highest Kickoff Return Average, Career (50 returns)

27.23	Knile Davis (69-1,879)	2013-16
26.79	Noland Smith (68-1,822)	1967-69
26.56	Dave Grayson (84-2,231)	1961-64
25.17	Abner Haynes (52-1,309)	1960-64
24.43	Jamaal Charles (51-1,246)	2008-16
24.05	Tamarick Vanover (212-5,099)	1995-99

Highest Kickoff Return Average, Season (15 returns)

30.06	Quintin Demps (33-992)	2013
28.31	Dave Grayson (16-453)	1961
28.30	Larry Marshall (23-651)	1972
29.71	Dave Grayson (18-535)	1962

Highest Kickoff Return Average, Game (3 returns)

48.67	Dante Hall vs. Pittsburgh (3-146)	Sept. 14, 2003
44.67	Dante Hall vs. St. Louis (3-134)	Dec. 8, 2002
44.33	Paul Palmer vs. Seattle (3-133)	Dec. 27, 1987
40.67	Noland Smith at San Diego (6-244)	Oct. 15, 1967
40.33	L. Williams vs. Cincinnati (3-121)	Nov. 21, 1976
40.33	Dante Hall at Baltimore (3-121)	Sept. 28, 2003

Most Kickoff Return Touchdowns, Career

6	Dante Hall	2000-06
4	Tamarick Vanover	1995-99
2	Paul Palmer	1987-88
2	Knile Davis	2013-16

Most Kickoff Return Touchdowns, Season

2	Paul Palmer	1987
2	Tamarick Vanover	1995
2	Dante Hall	2003
2	Dante Hall	2004

Most Kickoff Return Touchdowns, Game

1	22 times	
	Last; Knile Davis vs. St. Louis	Oct. 26, 2014

Fumbles

Most Opponents Fumbles Forced, Career

45	Derrick Thomas	1989-99
32	Tamba Hali	2006-16
29	Neil Smith	1988-96
22	Derrick Johnson	2005-16

13	Kevin Ross	1984-93, '97
13	Jared Allen	2004-07

Most Opponents Fumbles Forced, Season

8	Derrick Thomas	1992
7	Jared Allen	2005
6	Derrick Thomas	1990
6	Derrick Thomas	1994
6	Tamba Hali	2006

Most Fumbles Forced, Rookie, Season

6	Tamba Hali	2006
4	Kevin Ross	1984
4	Tim Cofield	1986

Interceptions

Most Seasons, Leading League

2	Johnny Robinson	1966, '70
2	Emmitt Thomas	1969, '74

Most Interceptions By, Career

58	Emmitt Thomas	1966-78
57	Johnny Robinson	1960-71
50	Deron Cherry	1981-91
39	Gary Barbaro	1976-82
38	Albert Lewis	1983-93

Most Interceptions By, Season

12	Emmitt Thomas	1974
10	Johnny Robinson	1966
10	Bobby Hunt	1966
10	Johnny Robinson	1970
10	Gary Barbaro	1980
9	Emmitt Thomas	1969
9	Deron Cherry	1986

Most Interceptions By, Rookie, Season

8	Marcus Peters	2015
8	Bobby Hunt	1962
7	Dale Carter	1992
6	Kevin Ross	1984
4	Bobby Ply	1962
4	Emmitt Thomas	1967
4	Lloyd Burruss	1981
4	Albert Lewis	1983
4	Eric Berry	2010
3	12 players	

Most Interceptions By, Game

*4	Bobby Ply vs. San Diego	Dec. 16, 1962
4	Bobby Hunt vs. Houston	Oct. 4, 1964

4	Deron Cherry vs. Seattle	Sept. 29, 1985
3	Bobby Ply vs. Denver	Dec. 9, 1962
3	Johnny Robinson at Baltimore	Sept. 28, 1970
3	Albert Lewis vs. Atlanta	Dec. 8, 1985
3	Lloyd Burruss vs. San Diego	Oct. 19, 1986
3	Albert Lewis vs. Atlanta	Sept. 1, 1991
3	Greg Wesley vs. Miami	Sept. 29, 2002
3	Greg Wesley vs. New England	Nov. 27, 2005

*NFL RECORD

Most Consecutive Games, Passes Intercepted By

6	Eric Harris	1980
---	-------------	------

Most Interception Return Yards, Career

938	Emmitt Thomas (58 INTs)	1966-78
771	Gary Barbaro (39 INTs)	1975-82
741	Johnny Robinson (57 INTs)	1960-71
688	Deron Cherry (50 INTs)	1981-91
674	Bobby Hunt (37 INTs)	1962-67

Most Interception Return Yards, Season

280	Marcus Peters (8 INTs)	2015
274	Mark McMillian (8 INTs)	1997
228	Bobby Hunt (6 INTs)	1963
214	Emmitt Thomas (12 INTs)	1974
193	Lloyd Burruss (5 INTs)	1986
175	Derrick Johnson (3 INTs)	2009

Most Interception Return Yards Gained, Game

121	Lloyd Burruss vs. San Diego (3 INTs)	Oct. 19, 1986
118	Brandon Flowers at N.Y. Jets (2 INTs)	Oct. 26, 2008
108	Bobby Ply vs. San Diego (4 INTs)	Dec. 16, 1962
105	Derrick Johnson vs. Denver (2 INTs)	Jan. 3, 2010
102	Gary Barbaro vs. Seattle (1 INT)	Dec. 11, 1977

Longest Interception Return

102	Gary Barbaro vs. Seattle	Dec. 11, 1977
100	Tim Collier at Oakland	Dec. 18, 1977
100	Sean Smith at Buffalo	Nov. 3, 2013
99	Dave Grayson vs. N.Y. Titans	Dec. 17, 1961
99	Kevin Ross at San Diego	Sept. 6, 1992

Most Interception Return Touchdowns, Career

6	Bobby Bell	1963-74
5	Emmitt Thomas	1966-78
5	Jim Kearney	1967-75
4	Lloyd Burruss	1981-91
4	Derrick Johnson	2005-16

Most Interception Return Touchdowns, Season

*4	Jim Kearney	1972
3	Lloyd Burruss	1986

3	Mark McMillian	1997
2	Sherrill Headrick	1961
2	Emmitt Thomas	1974
2	Charles Mincy	1992
2	Jerome Woods	1993
2	Derrick Johnson	2009
2	Eric Berry	2013
2	Marcus Peters	2015

*NFL RECORD

Most Interception Return Touchdowns, Game

*2	Jim Kearney at Denver	Oct. 1, 1972
2	Lloyd Burruss vs. San Diego	Oct. 19, 1986
2	Derrick Johnson at Denver	Jan. 3, 2010

*NFL RECORD

Sacks

Most Sacks, Career (All 40.0+)

126.5	Derrick Thomas	1989-99
87.0	Tamba Hali	2006-16
85.5	Neil Smith	1988-96
73.0	Art Still	1978-87
56.0	Justin Houston	2011-16
51.0	Mike Bell	1979-85, '87-91

Most Sacks, Season

22.0	Justin Houston	2014
20.0	Derrick Thomas	1990
15.5	Jared Allen	2007
15.0	Neil Smith	1993
14.5	Art Still	1980
14.5	Art Still	1984
14.5	Neil Smith	1992
14.5	Derrick Thomas	1992
14.5	Tamba Hali	2010

Most Sacks, Consecutive Seasons

33.5	Derrick Thomas (20.0, 13.5)	1990-91
33.0	Justin Houston (11.0, 22.0)	2013-14
30.0	Derrick Thomas (10.0, 20.0)	1989-90
29.5	Neil Smith (14.5, 15.0)	1992-93
29.5	Justin Houston (22.0, 7.5)	2014-15
28.0	Derrick Thomas (13.5, 14.5)	1991-92
26.5	Neil Smith (15.0, 11.5)	1993-94
26.5	Tamba Hali (14.5, 12.0)	2010-11

Most Sacks, Rookie, Season

10.0	Derrick Thomas	1989
9.0	Jared Allen	2004
8.0	Tamba Hali	2006
6.5	Art Still	1978
5.5	Sylvester Hicks	1978

5.5	Mike Bell	1979
5.5	Justin Houston	2011

Most Sacks, Game

*7.0	Derrick Thomas vs. Seattle	Nov. 11, 1990
6.0	Derrick Thomas vs. Oakland	Sept. 6, 1998
4.5	Justin Houston at Philadelphia	Sept. 19, 2013
4.0	Wilbur Young at San Diego	Oct. 19, 1975
4.0	Art Still at Oakland	Oct. 5, 1980
4.0	Derrick Thomas vs. Buffalo	Oct. 7, 1991
4.0	Derrick Thomas vs. San Diego	Nov. 8, 1992
4.0	Neil Smith vs. L.A. Raiders	Oct. 3, 1993
4.0	Justin Houston vs. San Diego	Dec. 28, 2014

*NFL RECORD

Tackles

Most Tackles, Career

1,133	Derrick Johnson	2005-16
999	Gary Spani	1978-86
992	Art Still	1978-87
927	Deron Cherry	1981-91
876	Donnie Edwards	1996-01, 2007-08
827	Kevin Ross	1984-93, '97

Most Tackles, Season

179	Derrick Johnson	2011
162	Mike Maslowski	2002
157	Gary Spani	1979
153	Gary Spani	1981
151	Deron Cherry	1988
151	Donnie Edwards	1998, 2000
151	Scott Fujita	2003

Most Tackles, Rookie, Season

144	Gary Spani	1978
140	Dino Hackett	1986
126	Eric Berry	2010
120	Art Still	1978
101	Greg Wesley	2000

Most Tackles, Consecutive Seasons

326	Derrick Johnson (147, 179)	2010-11
306	Gary Spani (157, 149)	1979-80
304	Derrick Johnson (179, 125)	2011-12
302	Gary Spani (149, 153)	1980-81
301	Gary Spani (144, 157)	1978-79

Special Team Tackles

Most Special Teams Tackles, Career

148	Gary Stills	1999-05
147	Greg Manusky	1994-99
97	Danan Hughes	1993-98
96	Tony Richardson	1995-05
94	Louis Cooper	1985-90

Most Special Teams Tackles, Season

34	Gary Stills	2002
29	Gary Stills	2003
29	Rich Scanlon	2005
28	Ken Jolly	1984
27	Albert Lewis	1983
27	Todd McNair	1990
27	Bennie Thompson	1992
27	Greg Manusky	1999

Most Special Teams Tackles, Consecutive Seasons

63	Gary Stills	2002-03
54	Gary Stills	2003-04
52	Gary Stills	2001-02
51	Greg Manusky	1996-97
50	Greg Manusky	1998-99
50	Gary Stills	2004-05

Blocked Kicks

Most Opponents Punts Blocked, Career

10	Albert Lewis	1983-93
3	Bernard Pollard	2006-08
2	Ed Beckman	1977-84
2	Gary Green	1977-83
2	Sherrill Headrick	1960-67
2	Bernard Pollard	2006
1	D.J. Alexander	2015

Most Opponents Punts Blocked, Season

4	Albert Lewis	1990
3	Albert Lewis	1986
2	Sherrill Headrick	1963
2	Bernard Pollard	2006

Most Opponents Punts Blocked, Game

2	Sherrill Headrick vs. Denver	Dec. 8, 1963
---	------------------------------	--------------

Longest Return of Blocked Field Goal

78 (TD)	Lloyd Burruss at Pittsburgh	Dec. 21, 1986
65 (TD)	Kevin Ross at Cincinnati	Dec. 6, 1987



* - Playoff Game ** - Super Bowl

Games Won

Most Consecutive Games Won

11	2015-16
9	2003, 2013
7	1968-69, 1969, 1995, 1997-98
6	1968, 1997
5	1961-62, 1966-67, 1971, 1984-85, 2014

Most Consecutive Games Won, Single Season

10	2015
9	2003, 2013
7	1969, 1995
6	1968, 1997
5	1968, 1971, 2014

Most Consecutive Games Won, Start of Season

9	2003, 2013
4	1996
3	1962, 1966, 1994, 1995, 2010

Most Consecutive Games Won, End of Season

10	2015
6	1997
5	1968
3	1960, 1963, 1966, 1967, 1971, 1972, 1984, 1986

Most Consecutive Home Games Won

13	2002-03
11	1994-96, 1997-98
10	1968-69,
9	1970-71,
8	1997

Most Consecutive Road Games Won

9	1966-67
6	1967-68
6	1968-69, 1971-72

Games Lost

Most Consecutive Games Lost

12	2007-08
9	1987, 2008-09
8	1975-76, 2012
7	1985, 2008

Most Consecutive Games Lost, Start of Season

5	1977, 2009
4	1976, 1980
3	1975, 2004, 2008, 2011

Most Consecutive Games Lost, End of Season

9	2007
6	1977
4	1975, 2008, 2012

Most Consecutive Home Games Lost

10	2008-09
8	1974-75
7	1975-76, 2011-12
6	1977-78, 2007-08

Most Consecutive Road Games Lost

9	2007-08
8	1978-79, 1985-86
6	1988, 2008-09, 2012

Scoring

Most Points, Season (All 400+)

484	2003
483	2004
467	2002
448	1966
430	2013
408	1967
405	2015
403	2005

Highest Scoring Average, Season

32.0	(448 in 14 games)	1966
30.3	(484 in 16 games)	2003
30.2	(483 in 16 games)	2004
29.2	(467 in 16 games)	2002
29.1	(408 in 14 games)	1967

Most Points, Consecutive Seasons

967	(484, 483)	2003-04
951	(467, 484)	2002-03
886	(483, 403)	2004-05
856	(448, 408)	1966-67
787	(320, 467)	2001-02

Fewest Points, Season

176	1982 (9 games)
211	2012
212	2011
225	1977
226	2007

Lowest Scoring Average, Season

13.2	(211 in 16 games)	2012
13.3	(212 in 16 games)	2011
14.1	(226 in 16 games)	2007
14.9	(238 in 16 games)	1979
15.2	(243 in 16 games)	1978
15.9	(254 in 16 games)	1988

Largest Scoring Differential, Season

201	(371 - 170)	1968
182	(359 - 177)	1969
176	(448 - 276)	1966
156	(369 - 233)	1962
154	(408 - 254)	1967

Most 40-Point Games, Season

5	2003
4	1966, 2002, 2004
3	1961, 1962, 1963, 1964, 1967
2	1965, 1968, 1983, 2000, 2010, 2013

Most 30-Point Games, Season

8	1966, 2002, 2004
7	1999, 2003
6	1960, 1967, 2010
5	1962, 1965, 1968, 1983, 1994, 2005, 2006, 2015

Most Points Scored, Game

59	at Denver	Sept. 7, 1963
56	at Denver	Oct. 23, 1966
56	vs. Atlanta	Oct. 24, 2004
56	at Oakland	Dec. 15, 2013
54	vs. St. Louis	Oct. 22, 2000
52	4 times; Last vs. Denver	Oct. 29, 1967

Largest Margin of Victory, Game

52	Kansas City (59) at Denver (7)	Sept. 7, 1963
49	Kansas City (49) vs. Arizona (0)	Dec. 1, 2002
48	Kansas City (48) vs. N.Y. Jets (0)	Dec. 22, 1963
46	Kansas City (56) vs. Denver (10)	Oct. 16, 1966
46	Kansas City (56) vs. Atlanta (10)	Oct. 24, 2004

Most Points, Both Teams, Game

99	KC (48) at Seattle (51)	Nov. 27, 1983 (OT)
88	KC (49) vs. Denver (39)	Nov. 1, 1964
88	KC (54) vs. St. Louis (34)	Oct. 22, 2000

Fewest Points, Both Teams, Game

3	KC (0) at Tampa Bay (3)	Dec. 16, 1979
9	KC (3) vs. Cleveland (6)	32390
10	KC (7) at Denver (3)	Jan. 1, 2012
12	KC (6) vs. St. Louis (6)	Nov. 22, 1970
12	KC (3) at Miami (9)	Oct. 20, 1974

Most Points Shutout Victory, Game

49	vs. Arizona	Dec. 1, 2002
48	vs. N.Y. Jets	Dec. 22, 1963
41	vs. Miami	Oct. 8, 1967
41	vs. San Francisco	Oct. 1, 2006
34	vs. Boston	Dec. 11, 1960
34	vs. Houston	Nov. 26, 1989
34	vs. Cleveland	Sept. 30, 1990
34	vs. San Diego	Oct. 31, 1999

Fewest Points, Shutout Victory, Game

14	vs. Baltimore	Sept. 2, 1979
16	vs. Denver	Dec. 6, 1970
17	vs. L.A. Chargers	Sept. 25, 1960

Largest Fourth-Quarter Comebacks

	Opponent	Deficit	Final	Date
17	at Green Bay	14-31	40-34 (OT)	Oct. 12, 2003
17	vs. San Diego	10-27	33-27 (OT)	Sept. 11, 2016
14	at N.Y. Jets	3-17	17-17 (OT)	Oct. 2, 1988
14	vs. N.Y. Giants	3-17	20-17 (OT)	Sept. 10, 1995
14	at Oakland	20-34	37-34	Nov. 28, 1999

Largest Second-Half Comebacks

	Opponent	Deficit	Final	Date
21	vs. San Diego	3-24	33-27 (OT)	Sept. 11, 2016
18	at New Orleans	6-24	27-24 (OT)	Sept. 23, 2012
17	at Buffalo	10-27	27-27	Sept. 22, 1963
17	at Oakland	0-17	28-17	Oct. 25, 1981
17	at Green Bay	14-31	40-34 (OT)	Oct. 12, 2003
16	at San Diego	0-16	24-23	Nov. 2, 1986
14	at N.Y. Jets	3-17	17-17 (OT)	Oct. 2, 1988
14	vs. San Diego	0-14	20-17 (OT)	Dec. 8, 1991
14	vs. N.Y. Giants	3-17	20-17 (OT)	Sept. 10, 1995
14	at Oakland	13-27	28-27	Sept. 8, 1997
14	at Oakland	20-34	37-34	Nov. 28, 1999

Most Consecutive Games Scoring

179	1963-76
139	1994-02
91	1987-92
84	2003-08
60	1979-84

Most Points, Two Consecutive Games

104	(56, 48)	Oct. 23, 1966 - Oct. 30, 1966
101	(45, 56)	Dec. 8, 2013 - Dec. 15, 2013

Most First-Half Points, Game

42	vs. Denver	Oct. 29, 1967
38	at Miami	Sept. 28, 1968
38	at Washington	Dec. 8, 2013
35	vs. Arizona	Dec. 1, 2002
35	vs. St. Louis	Dec. 8, 2002
35	vs. Atlanta	Oct. 24, 2004
35	at Oakland	Dec. 15, 2013

Most First-Quarter Points, Season

158	1966
124	2013
113	2004
112	2003
103	1962

Most First-Quarter Points, Game

24	at Miami	Sept. 28, 1968
21	11 times, last at Oakland	Dec. 15, 2013

Most Second-Quarter Points, Season

153	2003
149	1997
143	1967
137	1989, 2004, 2010
136	2005

Most Second-Quarter Points, Game

28	vs. Denver	Oct. 29, 1967
28	vs. Pittsburgh	Oct. 18, 1971
28	vs. Denver	Dec. 7, 1980
28	vs. San Diego	Dec. 22, 1985
28	at Washington	Sept. 30, 2001
24	vs. Houston	Oct. 30, 1966
24	vs. Indianapolis	Oct. 31, 2004

Most Second-Half Points, Game

35	at Denver	Oct. 23, 1966
35	at Denver	Dec. 1, 1972
35	at Tennessee	Dec. 13, 2004
34	at Denver	Jan. 3, 2010
31	at Denver	Sept. 7, 1963
30	vs. Cleveland	Dec. 14, 1975

Most Third-Quarter Points, Season

109	1963
106	1964
105	1998
94	1966
93	1999, 2004

Most Third-Quarter Points, Game

22	vs. New York Jets	Nov. 5, 1967
22	vs. Buffalo	Oct. 18, 1969
22	vs. Oakland	Nov. 26, 1961
21	at Buffalo	Nov. 6, 1960
21	at Denver	Sept. 7, 1963
21	at Denver	Oct. 1, 1972
21	vs. Oakland	Oct. 3, 1977

Most Fourth-Quarter Points, Season

168	2002
140	2004
131	2003
129	1962
127	1960

Most Fourth-Quarter Points, Game

23	at Buffalo	Nov. 2, 1969
23	at Cleveland	Sept. 8, 2002
22	at N.Y. Titans	Nov. 24, 1960
20	at Green Bay	Oct. 12, 2003

Most Touchdowns, Season

63	2003
62	2004
57	2002
55	1966
52	2013

Most Touchdowns, Consecutive Seasons

125	(63, 62)	2003-04
120	(57, 63)	2002-03
108	(62, 46)	2004-05
104	(55, 49)	1966-67
96	(50, 46)	1962-63

Fewest Touchdowns, Season

17	1982 (9 games)
18	2012
20	2011
23	1973
24	1988, 2007

Most Touchdowns, Game

8	at Denver	Sept. 7, 1963
---	-----------	---------------

8 at Denver Oct. 23, 1966
 8 vs. Atlanta Oct. 24, 2004
 8 at Oakland Dec. 15, 2013
 7 12 times; Last at Tennessee Dec. 13, 2004

Most Touchdowns, Both Teams, Game

13 Kansas City (7) at Seattle (6) Nov. 27, 1983 (OT)
 13 Kansas City (8) at Oakland (5) Dec. 15, 2013
 12 Kansas City (7) vs. Denver (5) Nov. 1, 1964
 12 Kansas City (7) vs. St. Louis (5) Oct. 22, 2000
 12 Kansas City (7) at Tennessee (5) Dec. 13, 2004

Most Consecutive Games Scoring Touchdowns

96 1963-70
 64 1997-01
 52 1960-63
 35 1994-96
 33 1976-78

Most Offensive Touchdowns, Season

58 2004
 56 2003
 53 2002
 50 1962, 1966
 46 1964

Fewest Offensive Touchdowns, Season

13 1982 (9 games)
 17 2012
 18 2011
 21 1973, 1974
 23 2007
 24 1970, 1977, 1987, 1988
 25 1979

Most Return Touchdowns, Season

11 1992, 1999, 2013
 7 1995, 1997, 2003

Most Defensive Touchdowns, Season

9 1999
 8 1992
 6 2013, 2015
 5 1972, 1974, 1977
 4 1960, 1967, 1981, 1986, 1995, 1997

Fewest Defensive Touchdowns, Season

0 1962, 1976, 1978, 1988, 2006, 2012
 1 1961, 1975, 1976, 1989, 1998, 2001, 2002, 2007

Most Defensive Touchdowns, Game

3 vs. Denver Dec. 27, 1992

2 15 times, last at Baltimore Dec. 20, 2015

Most Interception Return TDs, Season

6 1992
 5 1972, 1974, 1999, 2013
 4 1960, 1986, 1997, 2015

Most Fumble Return TDs, Season

4 1999
 3 1997, 1980, 1981
 2 1989, 1991, 1992, 1993, 1995, 2013

Most Special Teams Touchdowns, Season

5 1986, 1987, 2013
 4 1995, 2003
 3 1969, 1992, 2002, 2009

Most Special Teams Touchdowns, Game

3 at Pittsburgh Dec. 21, 1986
 2 vs. Cleveland Sept. 30, 1990
 2 vs. St. Louis Dec. 8, 2002
 2 at Washington Dec. 8, 2013

Most Points After Touchdown, Season

58 2003, 2004
 54 2002
 52 2013
 48 1966
 47 1962

Fewest Points After Touchdown, Season

17 1982 (9 games), 2012
 20 2011
 21 1973, 2007
 23 1988

Most Points After Touchdown, Game

8 at Denver Sept. 8, 1963
 8 at Denver Oct. 23, 1966
 8 vs. Atlanta Oct. 24, 2004
 8 at Oakland Dec. 15, 2013

Most Two-Point Attempts, Season

6 2001
 5 1997
 4 1961, 1994, 2008, 2015
 3 1964, 1965, 1966, 1967, 1995, 2002, 2003, 2007

Most Two-Point Conversions, Season

3 1961, 1965, 1994, 2001
 2 1966, 1967, 1997, 2015
 1 10 times, Last; 2009

Most Two-Point Attempts, Game

2	vs. Buffalo	Oct. 18, 1964
2	at Houston	Oct. 24, 1965
2	at St. Louis	Oct. 26, 1997
2	at Denver	Nov. 14, 2010
2	at Greeb Bay	Sept. 28, 2015
2	at Oakland	Nov. 20, 2015

Most Two-Point Conversions, Game

2	at Houston	Oct. 24, 1965
2	at St. Louis	Oct. 26, 1997

Most Field Goals Attempted, Season

44	1971
42	1970
40	1968

Fewest Field Goals Attempted, Season

17	1964
18	1977
20	2003
22	1979, 2008

Most Field Goals Attempted, Game

7	vs. Buffalo	Dec. 19, 1971
7	vs. Cincinnati	Oct. 4, 2015
6	8 times; Last at New Orleans	Sept. 23, 2012

Most Field Goals Attempted, Both Teams, Game

10	Kansas City (7) vs. Buffalo (3)	Dec. 19, 1971
10	Kansas City (5) at San Diego (5)	Oct. 29, 1972
10	Kansas City (6) vs. Denver (4)	Dec. 16, 2001
10	Kansas City (5) vs. Denver (5)	Sept. 28, 2008

Most Field Goals Made, Season

34	1990
30	1968, 1970, 2015
28	2012
27	1969, 1988, 1997, 1998, 2001, 2005

Fewest Field Goals Made, Season

7	1961
8	1963, 1964
12	1979

Most Field Goals Made, Game

7	at Cincinnati	Oct. 4, 2015
6	at New Orleans	Sept. 23, 2012
5	at Buffalo	Nov. 2, 1969
5	vs. Buffalo	Dec. 7, 1969
5	vs. Buffalo	Dec. 19, 1971
5	vs. L.A. Raiders	Sept. 12, 1985
5	vs. Cincinnati	Nov. 13, 1988

5	at Chicago	Dec. 29, 1990
5	vs. Denver	Sept. 20, 1993
5	vs. Minnesota	Oct. 2, 2011

Most Field Goals Made, Both Teams, Game

*9	Kansas City (4) at San Diego (5)	Sept. 29, 1996
*NFL RECORD		
8	Kansas City (5) vs. Buffalo (3)	Dec. 19, 1971
8	Kansas City (4) vs. Denver (4)	Sept. 28, 2008
7	Kansas City (5) vs. Buffalo (2)	Dec. 7, 1969
7	Kansas City (4) vs. Denver (3)	Dec. 16, 2001
7	Kansas City (3) at Indianapolis (4)	Oct. 10, 2010
7	Kansas City (6) at New Orleans (1)	Sept. 23, 2012
7	Kansas City (7) at Cincinnati (0)	Oct. 4, 2015

Most Consecutive Games Scoring Field Goals

18	2001-02
16	1970
15	2005
11	1968-69, 1971-72, 1985-86
10	1980-81, 2013

Most Safeties, Season

3	1988, 1997
---	------------

Most Safeties, Game

1	20 times; Last vs. Oakland	Jan. 3, 2016
---	----------------------------	--------------

First Downs

Most First Downs, Season

*398	2004
348	2003
347	2005
343	2002
324	2001
*NFL RECORD	

Fewest First Downs, Season

163	1982 (9 games)
183	1970
208	1973

Most First Downs, Game (All 30+)

36	vs. Atlanta	Oct. 24, 2004
33	vs. Indianapolis	Oct. 31, 2004
32	at Houston	Oct. 24, 1965
32	at Seattle	Nov. 24, 2002
32	vs. Oakland	Dec. 25, 2004
31	at Oakland	Nov. 5, 2000
30	vs. Cleveland	Nov. 9, 2003
30	at L.A. Raiders	Dec. 22, 1991

30 vs. Seattle Oct. 29, 2006
30 at Denver Nov. 14, 2010

Fewest First Downs, Game

4 at Tampa Bay Dec. 16, 1979
5 at San Diego Dec. 12, 2010
7 at Boston Oct. 23, 1964
7 at Oakland Dec. 12, 1970
7 at Denver Dec. 9, 2007
7 at Oakland Dec. 16, 2012
8 12 times; Last at Denver Dec. 30, 2012

Most First Downs, Both Teams, Game

64 KC (32) at Seattle (32) Nov. 24, 2002
62 KC (31) at Oakland (31) Nov. 5, 2000
59 KC (26) at Seattle (33) Nov. 27, 1983 (OT)
58 KC (24) at Denver (34) Nov. 18, 1974

Fewest First Downs, Both Teams, Games

15 Kansas City (7) vs. Denver (8) Dec. 6, 1970
18 Kansas City (7) at Boston (11) Oct. 23, 1964

Most Rushing First Downs, Season

160 1978, 1981
140 2002
138 2004, 2005
130 1980
129 1969, 1997, 2010

Fewest Rushing First Downs, Season

66 2007
71 1982 (9 games)
79 1985
83 1970, 1983, 1986
84 2000

Most Rushing First Downs, Game

21 vs. Atlanta Oct. 24, 2004
20 vs. Houston Oct. 1, 1961
18 vs. Oakland Oct. 20, 1968
18 vs. Seattle Nov. 22, 1981
18 at Detroit Nov. 28, 1996
16 8 times; Last vs. Buffalo Oct. 7, 1991

Fewest Rushing First Downs, Game

*0 at Cincinnati Nov. 24, 1974
0 vs. Pittsburgh Nov. 10, 1985
0 at L.A. Raiders Dec. 6, 1992
0 at Denver Oct. 27, 1996
0 at Arizona Oct. 8, 2006
0 vs. Jacksonville Oct. 7, 2007
0 at Oakland Dec. 16, 2012
1 11 times; Last at Baltimore Sept. 13, 2009

*NFL RECORD

Most Passing First Downs, Season

228 2004
211 1994
208 1983
207 2000
201 2003

Fewest Passing First Downs, Season

79 1982 (9 games)
86 1970
89 1968
91 1979
93 1973

Most Passing First Downs, Game (All 20+)

26 vs. Oakland Dec. 25, 2004
24 at Denver Nov. 14, 2010
23 at Oakland Nov. 5, 2000
21 at Dallas Nov. 20, 1983
21 at Denver Oct. 17, 1994
21 at Denver Dec. 7, 2003
20 vs. Indianapolis Oct. 31, 2004

Fewest Passing First Downs, Game

1 vs. Oakland Oct. 20, 1968
1 vs. Houston Sept. 10, 1978
1 at Tampa Bay Dec. 16, 1979
2 5 times; Last at Denver Dec. 30, 2012

Most Penalty First Downs, Season

34 2013
33 1996, 1998
32 2004, 2015
30 2000
29 1966, 1978, 1984, 1986

Fewest Penalty First Downs, Season

4 1969
8 1965
9 1973
10 1999
11 1968, 1972

Most Penalty First Downs, Game

9 vs. L.A. Raiders Oct. 3, 1993
7 vs. L.A. Raiders Sept. 17, 1989
7 vs. Seattle Oct. 17, 1996
6 at Tennessee Dec. 13, 2004
6 at Oakland Nov. 7, 2010
5 8 times; Last vs. Denver Nov. 17, 2013

Fewest Penalty First Downs, Game

0 Many times; Last vs. New York Jets Sept. 25, 2016

Net Yards Passing and Rushing

Most Net Yards, Season

6,695	2004
6,192	2005
6,000	2002
5,910	2003
5,692	1994

Most Net Yards, Consecutive Seasons

12,887	(6,695, 6,192)	2004-05
12,605	(5,910, 6,695)	2003-04
11,910	(6,000, 5,910)	2002-03
11,673	(5,673, 6,000)	2001-02
11,335	(6,192, 5,143)	2005-06

Fewest Net Yards, Season

2,498	1982 (9 games)
3,536	1973
3,577	1970
3,828	1974
3,936	1977

Most Net Yards, Game (All 500+)

614	at Denver	Oct. 23, 1966
590	vs. Indianapolis	Oct. 31, 2004
566	vs. Detroit	Oct. 14, 1990
552	at Seattle	Nov. 24, 2002
551	vs. Buffalo	Sept. 30, 1962
546	at Washington	Sept. 30, 2001
542	at Houston	Oct. 24, 1965
540	vs. Atlanta	Oct. 24, 2004
537	at San Diego	Dec. 11, 1983
537	vs. Cincinnati	Jan. 1, 2006
524	at Denver	Jan. 3, 2010
521	vs. Detroit	Dec. 14, 2003
520	vs. Denver	Nov. 1, 1964
513	at Oakland	Nov. 5, 2000
512	vs. Seattle	Dec. 27, 1987
510	vs. Houston	Nov. 28, 1965
510	at New Orleans	Sept. 23, 2012
508	at Cincinnati	Sept. 28, 1969
507	vs. Indianapolis	Dec. 23, 2012
506	vs. San Diego	Oct. 14, 1984
504	at New Orleans	Sept. 8, 1985
504	at N.Y. Jets	Oct. 6, 2002
503	at Seattle	Nov. 28, 2010
502	at Buffalo	Oct. 3, 1976
500	at Oakland	Dec. 5, 2004

Fewest Net Yards, Game

62	vs. Oakland	Nov. 8, 1963
----	-------------	--------------

67	at San Diego	Dec. 12, 2010
80	at Tampa Bay	Dec. 16, 1979
104	at Buffalo	Oct. 29, 1973
106	at Oakland	Dec. 8, 1973

Most Net Yards, Both Teams, Game

1,095	KC (590) vs. Indianapolis (505)	Oct. 31, 2004
1,086	KC (552) at Seattle (534)	Nov. 24, 2002
1,036	KC (524) at Denver (512)	Jan. 3, 2010
1,013	KC (537) at San Diego (476)	Dec. 11, 1983
986	KC (513) at Oakland (473)	Nov. 5, 2000

Fewest Net Yards, Both Teams, Game

323	KC (178) at N.Y. Jets (145)	Nov. 7, 1971
335	KC (244) vs. Houston (91)	Oct. 12, 1969
338	KC (62) vs. Oakland (276)	Nov. 8, 1963

Most Games, 400 or More Net Yards, Season

9	2004
7	2005, 2010
6	1994, 2000, 2002
5	1969, 2001, 2003
4	1960, 1961, 1962, 1976, 1983, 1997
3	1964, 1965, 1966, 1967, 1974, 1981, 1989, 1990, 1991, 2009, 2011, 2012

Most Consecutive Games, 400 or More Net Yards

5	2004
4	1976, 2005
3	1974, 2000, 2010

Most Games, 300 or More Net Yards

15	2004
14	2005
13	2002
12	1989, 1995, 1999, 2003, 2010, 2013, 2015
11	1966, 1983, 1991, 1996
10	1964, 1968, 1981, 1984, 1993, 1994, 2000, 2001, 2014

Most Consecutive Games, 300 or More Net Yards

16	2004-05
13	2001-02
11	2005
10	1966-67, 1989, 2003
8	2010
7	1981, 1991

Most Plays, Season

1,098	1994
1,089	2004
1,074	1983
1,063	2010
1,059	1995

1,059 2005

Fewest Plays, Season

573 1982 (9 games)
775 1970
831 1968
833 1965
836 1971

Most Plays, Game

92 at New Orleans Sept. 23, 2012
91 at Cincinnati Sept. 3, 1978
86 vs. N.Y. Giants Nov. 3, 1974
86 vs. Seattle Sept. 28, 1997
85 at Jacksonville Nov. 9, 1997
84 vs. Denver Oct. 24, 1976
84 at San Diego Nov. 12, 1978

Fewest Plays, Game

38 at Oakland Dec. 12, 1970
38 at Tampa Bay Dec. 16, 1979
41 at San Diego Oct. 7, 1962
41 at San Diego Dec. 12, 2010
42 at Oakland Dec. 8, 1973
44 at Detroit Nov. 25, 1971
44 at New England Oct. 11, 1998
44 at Baltimore Sept. 13, 2009

Rushing

Most Rushing Attempts, Season

663 1978
610 1981
569 1979
559 1989
556 2010
552 1980

Most Rushing Attempts, Consecutive Seasons

1,232 (663, 569) 1978-79
1,162 (552, 610) 1980-81
1,121 (569, 552) 1979-80
1,089 (456, 663) 1977-78
1,063 (559, 504) 1989-90

Fewest Rushing Attempts, Season

269 1982 (9 games)
379 2008
383 2000, 2007
387 1983
400 1963

Most Rushing Attempts, Game

69 at Cincinnati Sept. 3, 1978
60 vs. Oakland Oct. 20, 1968
57 vs. Seattle Nov. 5, 1989

Fewest Rushing Attempts, Game

9 at Oakland Nov. 5, 2000
10 vs. Jacksonville Oct. 7, 2007
10 at Oakland Dec. 16, 2012
11 at New England Oct. 11, 1998
12 at Oakland Dec. 8, 1973
12 at Denver Oct. 27, 1996
13 vs. Buffalo Nov. 23, 2008
14 at San Diego Sept. 29, 1963
14 vs. Pittsburgh Nov. 10, 1985
14 at L.A. Raiders Dec. 6, 1992
14 at Jacksonville Nov. 8, 2009

Most Rushing Attempts, Both Teams, Game

102 KC (52) at San Diego (50) Nov. 12, 1978 (OT)
100 KC (41) vs. Denver (59) Sept. 24, 1978

Fewest Rushing Attempts, Both Teams, Game

37 KC (21) vs. Houston (16) Dec. 16, 1990
40 KC (17) at Buffalo (23) Dec. 12, 1965

Most Games, 40 or More Rushing Attempts, Season

9 1978
8 1973, 1981
7 1968
6 1962, 1969, 1989
5 1976, 1979, 1980, 1997, 2010

Most Games, 30 or More Rushing Attempts, Season

14 1978
13 1981
12 1971, 1975, 1980
11 1969, 1989, 1990, 2005, 2006
10 1968, 1972, 1973, 1974, 1979, 1995, 1999, 2010

Most Consecutive Games, 40 or More Rushing Attempts

4 1968, 1978
3 1962, 1973, 1996

Most Consecutive Games, 30 or More Rushing Attempts

15 1980-81
8 1975, 1977-78
7 1972, 1978, 1978-79
6 1970, 1980, 1989, 1999

Most Rushing Yards, Season

2,986 1978

2,633	1981
2,627	2010
2,407	1962
2,395	2012

Most Rushing Yards, Home, Season

1,488	1981
1,468	1962
1,463	2010
1,436	1978
1,390	1961

Most Rushing Yards Per Game, Season

213.3	(2,986 in 16 games)	1978
171.9	(2,407 in 14 games)	1962
164.6	(2,633 in 16 games)	1981
164.2	(2,627 in 16 games)	2010
162.4	(2,274 in 14 games)	1966

Most Rushing Yards Per Game, Home, Season

209.7	(1,468 in 7 games)	1962
198.6	(1,390 in 7 games)	1961
186.0	(1,488 in 8 games)	1981
182.9	(1,463 in 8 games)	2010
179.5	(1,436 in 8 games)	1978

Most Rushing Yards, Consecutive Seasons

5,302	(2,986, 2,316)	1978-79
4,829	(1,843, 2,986)	1977-78
4,671	(2,289, 2,382)	2004-05
4,590	(2,183, 2,407)	1961-62

Fewest Rushing Yards, Season

943	1982 (9 games)
1,248	2007
1,254	1983
1,465	2000
1,468	1986

Fewest Rushing Yards Per Game, Season

78.0	(1,248 in 16 games)	2007
78.4	(1,254 in 16 games)	1983
91.6	(1,465 in 16 games)	2000
91.8	(1,468 in 16 games)	1986
92.9	(1,486 in 16 games)	1985

Most Rushing Yards, Game (All 300+)

398	vs. Houston	Oct. 1, 1961
380	at Denver	Oct. 23, 1966
352	vs. Indianapolis	Dec. 23, 2012
320	vs. Buffalo	Sept. 30, 1962
317	at Denver	Jan. 3, 2010
313	vs. Cincinnati	Oct. 26, 1969
310	vs. Detroit	Oct. 14, 1990

302	at Houston	Oct. 24, 1965
-----	------------	---------------

Fewest Rushing Yards, Game

0	vs. Denver	Dec. 19, 1965
10	vs. Jacksonville	Oct. 7, 2007
10	at Oakland	Dec. 16, 2012
14	at New England	Oct. 11, 1998
16	at Denver	Dec. 9, 2007
17	at Boston	Nov. 18, 1960
17	at L.A. Raiders	Dec. 6, 1992

Most Games, 200 or More Rushing Yards

8	1978
6	2010
5	1962
4	1968, 1979, 1981, 2002
3	1961, 1967, 1991, 2001, 2004, 2012
2	1960, 1963, 1965, 1966, 1969, 1970, 1975,
2	1989, 1996, 1997, 2005, 2006

Most Rushing Yards, Both Teams, Game

519	Kansas City (168) vs. Cleveland (351)	Dec. 20, 2009
502	Texans (398) vs. Houston (104)	Oct. 1, 1961
502	Texans (284) vs. Oakland (218)	Nov. 26, 1961
479	Kansas City (251) vs. Detroit (228)	Nov. 23, 1975

Fewest Rushing Yards, Both Teams, Game

75	KC (20) at Houston (55)	Sept. 29, 1974
105	KC (27) vs. Boston (78)	Nov. 17, 1968
111	Dallas Texans (108) at SD (3)	Nov. 19, 1961
111	KC (48) at San Diego (63)	Oct. 13, 1985

Most 10+ Yard Rushes, Season (Since 1990)

73	2002
72	2010
67	2005
64	2012
63	2001

Most 10+ Yard Rushes, Game (Since 1990)

11	at Oakland (10 Holmes, 1 Cloud)	Dec. 9, 2001
10	at Seattle (9 Holmes, 1 Morton)	Nov. 24, 2002
10	vs. Buffalo (7 Charles, 3 Jones)	Oct. 31, 2010
9	vs. Detroit (5 Word, 3 Okoye, 1 McNair)	Oct. 14, 1990
9	vs. Denver (5 Richardson, 2 Grbac, 1 Alexander, 1 Moreau)	Dec. 17, 2000
9	vs. Atlanta (6 Holmes, 3 Blaylock, 1 Hall)	Oct. 24, 2004
9	vs. Indianapolis	Oct. 31, 2004

(6 Holmes, 2 Morton, 1 Johnson)
9 vs. Indianapolis Dec. 23, 2012
(4 Charles, 4 Hillis, 1 McCluster)

Highest Rushing Average, Season

5.18 1966
5.15 2002
5.03 1962
4.97 1961
4.79 2012

Lowest Rushing Average, Season

3.24 1983
3.26 2007
3.39 1980
3.40 1986
3.43 1992

Most Rushing Touchdowns, Season

32 2003
31 2004
26 2002, 2005
24 1960
23 1961

Most Rushing Touchdowns, Consecutive Seasons

*63 (32, 31) 2003-04
58 (26, 32) 2002-03
57 (31, 26) 2004-05
47 (24, 23) 1960-61
44 (23, 21) 1961-62

*NFL RECORD

Fewest Rushing Touchdowns, Season

3 1982 (9 games)
5 2011
6 1972, 2007
7 1987
8 1988, 2009

Most Rushing Touchdowns, Game

*8 vs. Atlanta Oct. 24, 2004
5 at Denver Oct. 23, 1966
4 14 times; Last vs. Detroit Nov. 1, 2015

* NFL RECORD

Most Rushing Touchdowns, Both Teams, Game

8 Kansas City (8) vs. Atlanta (0) Oct. 24, 2004
7 Texans (4) vs. Boston (3) Sept. 8, 1962
7 Kansas City (4) at Denver (3) Oct. 10, 1965

Highest Passer Rating, Season

96.3 1968
95.4 2015
94.9 1990, 2004
92.4 2003
92.3 1962
91.3 1966

Lowest Passer Rating, Season

52.7 1961
52.9 1977
54.0 1979
55.2 1974
59.3 1978

Most Passes Attempted, Season

641 1983
615 1994
593 1984
582 2000
563 2007

Most Passes Attempted, Consecutive Seasons

1,234 (641, 593) 1983-84
1,146 (615, 531) 1994-95
1,110 (582, 528) 2000-01
1,105 (490, 615) 1993-94
1,104 (593, 511) 1984-85
1,104 (563, 541) 2007-08

Fewest Passes Attempted, Season

264 1982 (9 games)
270 1968
289 1970
313 1973
322 1962

Most Passes Attempted, Game

59 at Dallas Nov. 20, 1983
55 at San Diego Oct. 9, 1994
55 at Miami Dec. 12, 1994
54 at Denver Nov. 16, 1986
54 at Denver Oct. 17, 1994
54 at San Diego Sept. 29, 1996
54 vs. San Diego Nov. 24, 1996

Fewest Passes Attempted, Game

3 vs. Oakland Oct. 20, 1968
6 at Oakland Dec. 13, 1969
10 vs. Denver Sept. 24, 1978

Most Passes Attempted, Both Teams, Game

100	KC (46) vs. Tampa Bay (54)	Oct. 28, 1964
95	KC (54) at San Diego (41)	Sept. 29, 1996
90	KC (59) at Dallas (31)	Nov. 20, 1983
90	KC (41) at San Diego (49)	Dec. 11, 1983

Fewest Passes Attempted, Both Teams, Game

26	KC (6) at Oakland (20)	Dec. 13, 1969
26	KC (13) at Tampa Bay (13)	Dec. 16, 1979
27	KC (14) vs. Houston (13)	Sept. 10, 1978

Most Passes Completed, Season

370	2004
369	1983
366	1994
342	2000
339	2003

Most Passes Completed, Consecutive Seasons

709	(339, 370)	2003-04
687	(370, 317)	2004-05
674	(369, 305)	1983-84
666	(366, 300)	1994-95
653	(287, 366)	1993-94

Fewest Passes Completed, Season

145	1982 (9 games)
154	1970
156	1968

Most Passes Completed, Game

39	at Oakland	Nov. 5, 2000
37	at San Diego	Oct. 9, 1994
34	at Denver	Oct. 17, 1994
34	at Denver	Dec. 7, 2003
34	vs. San Diego	Sept. 11, 2016
33	at Dallas	Nov. 20, 1983
33	at Miami	Dec. 12, 1994
33	at San Diego	Jan. 2, 2005
33	at Detroit	Dec. 23, 2007
33	at Denver	Nov. 14, 2010

Fewest Passes Completed, Game

2	vs. Oakland	Oct. 20, 1968
2	at Oakland	Dec. 13, 1969
5	7 times: Last at Seattle	Dec. 17, 1978

Most Passes Completed, Both Teams, Game

62	Kansas City (31) at San Diego (31)	Dec. 11, 1983
59	Kansas City (34) vs. San Diego (25)	Sept. 11, 2016
57	Kansas City (31) at San Diego (26)	Oct. 30, 2005
56	Kansas City (33) at Denver (23)	Nov. 14, 2010
55	Kansas City (23) vs. San Diego (32)	Oct. 14, 1984

55	Kansas City (26) vs. Tampa Bay (29)	Oct. 28, 1984
----	-------------------------------------	---------------

Fewest Passes Completed, Both Teams, Game

11	Kansas City (10) vs. San Diego (1)	Sept. 20, 1998
12	Kansas City (7) at Tampa Bay (5)	Dec. 16, 1979
13	Kansas City (2) at Oakland (11)	Dec. 13, 1969
13	Kansas City (8) vs. Boston (5)	Oct. 11, 1970

Most 20+ Yard Completions, Season (Since 1990)

60	2004
59	2000
55	2003
53	2001
51	2005

Most 20+ Yard Completions, Game (Since 1990)

9	vs. St. Louis (6 Grbac, 2 Moon, 1 Morris)	Oct. 22, 2000
9	at Denver (9 Cassel)	Nov. 14, 2010
7	at L.A. Raiders (7 Krieg)	Dec. 6, 1992
7	at San Diego (7 Gannon)	Nov. 22, 1998
7	at Oakland (7 Grbac)	Nov. 5, 2000
7	at Arizona (7 Green)	Oct. 21, 2001
7	vs. Indianapolis (7 Green)	Oct. 31, 2004

Most Passing Yards, Season

4,406	2004
4,341	1983
4,149	2000
3,981	2003
3,960	1994

Most Passing Yards, Consecutive Seasons

8,553	(4,684, 3,869)	1983-84
8,387	(3,981, 4,406)	2003-04
8,271	(4,408, 3,863)	2000-01
8,216	(4,406, 3,810)	2004-05
7,817	(3,409, 4,408)	1999-00

Fewest Passing Yards, Season

1,555	1982 (9 games)
1,660	1979
1,719	1970

Most Gross Passing Yards, Game (All 400+)

504	at Oakland	Nov. 5, 2000
469	at Denver	Nov. 14, 2010
435	vs. Denver	Nov. 1, 1964
432	at Dallas	Nov. 20, 1983
412	vs. Denver	Dec. 19, 1965
411	at San Diego	Dec. 11, 1983
400	at Green Bay	Oct. 12, 2003

Most Net Passing Yards, Game

474	at Oakland	Nov. 5, 2000
433	at Denver	Nov. 14, 2010
406	at San Diego	Dec. 11, 1983
400	at Green Bay	Oct. 12, 2003
395	at New Orleans	Sept. 8, 1985

Fewest Gross Passing Yards, Game

16	vs. Oakland	Oct. 20, 1968
39	vs. Houston	Nov. 15, 1981
42	at Seattle	Sept. 30, 1979
44	at Denver	Oct. 8, 1961
46	at Tampa Bay	Dec. 16, 1979

Fewest Net Passing Yards, Game

-22	vs. Oakland	Nov. 8, 1963
15	at Seattle	Sept. 30, 1979
16	vs. Oakland	Oct. 20, 1968
18	at Denver	Oct. 4, 1970
19	at San Diego	Dec. 12, 2010

Most Net Passing Yards, Both Teams, Game

859	Kansas City (387) vs. IND (472)	Oct. 31, 2004
782	Kansas City (406) at San Diego (376)	Dec. 11, 1983
732	Kansas City (433) at Denver (299)	Nov. 14, 2010
716	Kansas City (474) at Oakland (242)	Nov. 5, 2000
698	Kansas City (229) at Oakland (469)	Nov. 3, 1968

Fewest Passing Yards, Both Teams, Game

67	Kansas City (22) at Tampa Bay (45)	Dec. 16, 1979
81	Kansas City (34) vs. Houston (47)	Sept. 10, 1978

Most Individual 100-Yard Receiving Games, Season

14	2000, 2004
11	1964
8	1966, 1983
7	1987, 2003, 2006, 2007
6	1961, 1968, 1988, 2002, 2005, 2008

Most Consecutive Individual 100-Yard Receiving Games, Season

7	2000
6	2004
4	1964
3	1966, 1984, 1992, 1994, 2005, 2007, 2010
2	1961, 1962, 1963, 1965, 1968, 1969, 1980, 1982, 1983, 1985, 1987, 1988, 1989, 1998, 1999, 2001, 2006, 2007, 2008, 2011

Most Times Sacked, Season

57	1980
55	2007
53	1975

Fewest Times Sacked, Season

19	1994
21	1978, 1991, 1995, 2003
22	1990

Most Times Sacked, Game

10	vs. Baltimore	Nov. 2, 1980
9	vs. San Diego	Dec. 2, 2007
8	at Pittsburgh	Dec. 5, 1982
8	vs. L.A. Raiders	Dec. 12, 1982

Most Times Sacked, Both Teams, Game

13	Kansas City (2) vs. Cleveland (11)	Sept. 30, 1984
13	Kansas City (6) vs. Houston (7)	Sept. 21, 1986

Most Consecutive Games Without Allowing A Sack

3	1988, 2000
---	------------

Most Consecutive Seasons Leading League, Completion Percentage

*4	1966-69
	*NFL RECORD

Highest Completion Percentage, Season

65.95	(561-370)	2004
65.54	(473-310)	2015
63.25	(536-339)	2003
62.52	(507-317)	2005
61.22	(470-287)	2002
60.99	(546-333)	2013

Lowest Completion Percentage, Season

44.36	(399-177)	1961
48.05	(435-209)	1960
48.90	(409-200)	1965
49.33	(521-257)	1986
50.38	(395-199)	1965

Most Passing Touchdowns, Season

32	1964
31	1966
30	1963
29	1983, 2000

Fewest Passing Touchdowns, Season

7	1978, 1979
8	2012
10	1973, 1982 (9 games)
11	1974, 1977
13	1981, 2011

Most Passing Touchdowns, Game

6	vs. Denver	Nov. 1, 1964
---	------------	--------------

5 7 times; Last at Oakland Dec. 15, 2013

Most Passing Touchdowns, Both Teams, Game

9 Kansas City (4) at Denver (5) Nov. 14, 2010
8 Kansas City (6) vs. Denver (2) Nov. 1, 1964
8 Kansas City (4) at San Diego (4) Dec. 11, 1983
8 Kansas City (3) vs. IND (5) Oct. 31, 2004

Most Passes Had Intercepted, Season

27 1961
26 1977
25 1974

Fewest Passes Had Intercepted, Season

5 1990
6 2014
7 2015
8 1982 (9 games), 2010
9 2013
10 1993, 1994, 1997, 2005

Most Passes Had Intercepted, Game

7 vs. Pittsburgh Oct. 13, 1974
6 at Seattle Nov. 4, 1984
6 vs. L.A. Raiders Oct. 20, 1985

Most Passes Had Intercepted, Both Teams, Game

9 Kansas City (3) vs. Miami (6) Nov. 13, 1966
8 8 times
Last; Kansas City (2) at Oakland (6) Oct. 23, 2011

Punting

Most Seasons Leading League (Average Distance)

*6 1968, 1971-73, 1979, 1984
*NFL RECORD

Most Consecutive Seasons Leading League

3 1971-73

Most Punts, Season

104 1999
99 1986
98 1984

Fewest Punts, Season

38 1982 (9 games)
54 1962
55 2004
57 1991

Most Punts, Game

11 at N.Y. Jets Sept. 18, 1965
11 vs. Baltimore Sept. 2, 1979
11 at San Francisco Nov. 17, 1985
11 at Cleveland Nov. 19, 1989
11 vs. San Diego Nov. 13, 1994
11 at Chicago Dec. 4, 2011
10 vs. Denver Oct. 6, 1974
10 at Oakland Oct. 5, 1980
10 at N.Y. Jets Oct. 2, 1988
10 at San Diego Nov. 26, 2000
10 at N.Y. Jets Dec. 30, 2007
10 at Jacksonville Sept. 8, 2013

Fewest Punts, Game

0 at L.A. Raiders Dec. 22, 1991
0 vs. Carolina Dec. 10, 2000

Highest Punting Average Distance, Season

46.83 (83-3,887) 2012
45.89 (89-4,084) 2011
45.53 (80-3,642) 1973
45.33 (89-4,034) 2013
45.26 (65-2,942) 1968

Lowest Punting Average Distance, Season

36.06 (54-1,947) 1962
37.83 (64-2,422) 2002
38.53 (70-2,697) 1981

Most Punts Had Blocked, Season

2 1974, 1975, 1985, 1999

Most Punts Had Blocked, Game

2 vs. Denver Oct. 27, 1985

Punt Returns

Most Seasons Leading League (Average Return)

6 1960, 1968, 1970, 1979-80, 2003

Most Punt Returns, Season (All 50+)

59 2013
58 1979, 1995, 1999
52 2010

Fewest Punt Returns, Season

15 1982 (9 games)
24 2004
26 1961, 1963, 2008

Most Punt Returns, Game

9	at Oakland	Nov. 15, 2009
8	vs. San Diego	Nov. 10, 1974
8	at St. Louis	Dec. 19, 2010
7	vs. Oakland	Sept. 23, 1979
7	vs. N.Y. Giants	Oct. 21, 1979
7	vs. Detroit	Sept. 26, 1999
7	at Denver	Dec. 5, 1999
7	at Oakland	Oct. 21, 2007
7	at Jacksonville	Sept. 8, 2013
7	at Washington	Dec. 8, 2013

Most Punt Returns, Both Teams, Game

15	Kansas City (6) vs. Baltimore (9)	Sept. 2, 1979
----	-----------------------------------	---------------

Most Punt Return Yards, Season (All 600+)

695	2013
640	1999
612	1979

Fewest Punt Return Yards, Season

126	1972
129	1982 (9 games)
150	1971

Most Punt Return Yards, Game

177	at Washington	Dec. 8, 2013
160	vs. San Diego	Sept. 13, 2010
141	vs. Oakland	Sept. 23, 1979
139	at Denver	Dec. 5, 1999
131	vs. Boston	Dec. 11, 1960

Highest Punt Return Average, Season

16.42	(33-542)	2003
15.03	(33-496)	1960
14.53	(40-581)	1980
14.52	(31-450)	1968

Lowest Punt Return Average, Season

4.34	(29-126)	1972
4.69	(32-150)	1971
6.50	(26-169)	2008
6.53	(32-209)	2009

Most Punt Return Touchdowns, Season

2	1968, 1979, 1980, 1992, 1999, 2002, 2003, 2013
1	1960, 1965, 1966, 1987, 1995, 1997, 2006, 2010

Most Punt Return Touchdowns, Game

1	25 times; Last vs. Oakland	Dec. 14, 2014
---	----------------------------	---------------

Most Punt Return Touchdowns, Both Teams, Game

*2	Kansas City (1) at Buffalo (1)	Sept. 11, 1966
----	--------------------------------	----------------

*NFL RECORD

Kickoff Returns**Most Kickoff Returns, Season**

80	2008
77	2009
75	2004
70	1987, 2000
68	2005

Fewest Kickoff Returns, Season

31	1973
34	1982 (9 games)
35	2015
37	1962
38	1968, 1998
39	1992

Most Kickoff Returns, Game

11	vs. Buffalo	Nov. 23, 2008
10	vs. Oakland	Nov. 2, 1967
10	vs. Seattle	Sept. 20, 1987
9	vs. Pittsburgh	Nov. 10, 1985

Most Kickoff Return Yards, Season

1,820	2004
1,716	2008
1,666	2009
1,591	2005
1,577	2003

Fewest Kickoff Return Yards, Season

722	1992
723	1982 (9 games)
725	1973
736	1968
784	1990

Most Kickoff Return Yards, Game

251	at Miami	Dec. 12, 1994
245	at San Diego	Oct. 15, 1967
236	vs. Pittsburgh	Nov. 10, 1985

Highest Kickoff Return Average, Season

*29.91	(44-1,316)	2013
27.64	(53-1,465)	1961
26.59	(41-1,090)	1969
25.81	(37-955)	1962

*NFL RECORD

Lowest Kickoff Return Average, Season

16.52	(56-925)	1988
17.04	(46-784)	1990
17.20	(54-929)	1983

Most Kickoff Return Touchdowns, Season

2	1987, 1995, 2003, 2004, 2013
1	1961, 1963, 1967, 1969, 1986, 1994, 1996, 1997, 2002, 2005, 2009

Most Kickoff Return Touchdowns, Game

1	22 times; Last vs. St. Louis	Oct. 26, 2014
---	------------------------------	---------------

47	1977
46	1981
41	1965, 1987, 1989
40	1964

Fewest Turnovers, Season

*12	1982 (9 games)
14	2010
15	2002, 2015
17	2014
18	2003, 2013
19	1990
*NFL RECORD	

Most Turnovers, Game

9	vs. Buffalo	Oct. 17, 1965
9	vs. Pittsburgh	Oct. 13, 1974
8	vs. San Diego	Sept. 20, 1981

Most Turnovers, Both Teams, Game

16	Kansas City (7) vs. Houston (9)	Oct. 12, 1969
----	---------------------------------	---------------

Fumbles

Most Fumbles, Season

42	1980
----	------

Fewest Fumbles, Season

*7	2002
13	1982 (9 games), 2003
15	2010
16	2015
17	1995, 1996, 2011
19	2001
*NFL RECORD	

Most Fumbles, Game

*10	vs. Houston	Oct. 12, 1969
*NFL RECORD		

Most Fumbles, Both Teams, Game

*14	Kansas City (10) vs. Houston (4)	Oct. 12, 1969
*NFL RECORD		

Most Fumbles Lost, Season

24	1981, 1987
21	1965, 1977

Fewest Fumbles Lost, Season

*2	2002
4	1982 (9 games)
6	2003, 2010
8	1967, 1991, 2008, 2015
9	1992, 1999, 2001
*NFL RECORD	

Most Fumbles Lost, Game

6	vs. Houston	Oct. 12, 1969
---	-------------	---------------

Most Turnovers, Season

Penalties

Fewest Penalties, Season

43	1982 (9 games)
52	1963
56	1964
61	1966

Most Penalties, Season

*158	1998
127	1994
126	1999
122	1993, 1996
*NFL RECORD	

Fewest Penalties, Game

*0	vs. Buffalo	Oct. 2, 1966
0	vs. Oakland	Dec. 8, 1974
1	24 times; Last at San Diego	Dec. 29, 2013
*NFL RECORD		

Most Penalties, Game

17	at Seattle	Nov. 8, 1998
15	vs. San Diego	Sept. 20, 1998
14	at Atlanta	Sept. 18, 1994
14	at Denver	Oct. 17, 1994

Fewest Penalties, Both Teams, Game

1	Kansas City (0) vs. Buffalo (1)	Oct. 2, 1966
---	---------------------------------	--------------

Most Penalties, Both Teams, Game

30	Kansas City (17) at Seattle (13)	Nov. 8, 1998
27	Kansas City (12) at Oakland (15)	Nov. 7, 2010
26	Kansas City (7) vs. San Diego (19)	Oct. 16, 1997
26	Kansas City (11) vs. Oakland (15)	Dec. 24, 2011
25	Kansas City (11) vs. Denver (14)	Sept. 20, 1993
24	Kansas City (13) at L.A. Raiders (11)	Oct. 9, 1983
24	Kansas City (12) vs. L.A. Raiders (12)	Sept. 16, 1984
24	Kansas City (10) vs. L.A. Raiders (14)	Dec. 13, 1987
24	Kansas City (14) at Atlanta (10)	Sept. 18, 1994
24	Kansas City (14) at Denver (10)	Oct. 17, 1994
24	Kansas City (15) vs. San Diego (9)	Sept. 20, 1998
24	Kansas City (10) at Oakland (14)	Oct. 23, 2011

Fewest Yards Penalized, Season

371	1982 (9 games)
515	1974
577	2006
602	2001
604	1964

Most Yards Penalized, Season

*1,304 1998

*NFL Record

Fewest Yards Penalized, Game

0	vs. Buffalo	Oct. 2, 1966
0	vs. Oakland	Dec. 8, 1974
1	vs. San Diego	Dec. 22, 2002
3	vs. Buffalo	Sept. 11, 2011
5	11 times; Last at San Diego	Dec. 29, 2013

Most Yards Penalized, Game

154	vs. Oakland	Nov. 1, 1970
152	at Seattle	Nov. 8, 1998
141	at San Diego	Oct. 25, 1987

Fewest Yards Penalized, Both Teams, Game

10	Kansas City (10) vs. Boston (0)	Nov. 17, 1968
10	Kansas City (0) vs. Oakland (10)	Dec. 8, 1974
10	Kansas City (5) at Denver (5)	Dec. 7, 2008

Most Yards Penalized, Both Teams, Game

259	KC (141) at San Diego (118)	Oct. 25, 1987
258	KC (126) vs. L.A. Raiders (132)	Sept. 16, 1984



Scoring

Fewest Points Allowed, Season

170	1968
177	1969
184	1982 (9 games)
192	1973
208	1971

Lowest Scoring Average, Season

12.1	(170 in 14 games)	1968
12.6	(177 in 14 games)	1969
13.7	(192 in 14 games)	1973
14.5	(232 in 16 games)	1997
14.9	(208 in 14 games)	1971

Most Points Allowed, Season

440	2008
435	2004
425	2012
424	2009

Highest Scoring Average, Season

27.5	(440 in 16 games)	2008
27.2	(435 in 16 games)	2004
26.9	(376 in 14 games)	1976
26.6	(425 in 16 games)	2012
26.5	(424 in 16 games)	2009

Most Points Allowed, Game

54	vs. Buffalo	Nov. 23, 2008
51	at Seattle	Nov. 27, 1983 (OT)
50	at Buffalo	Oct. 3, 1976
49	at Oakland	Nov. 5, 2000
49	at Denver	Nov. 14, 2010

Most First-Half Points Allowed, Game

35	at San Diego	Oct. 25, 1987
35	at Denver	Nov. 14, 2010
34	vs. Seattle	Dec. 11, 1977
31	Seven times, last at Pittsburgh	Oct. 15, 2006

Fewest First-Half Points Allowed, Season

74	1969
95	1982 (9 games)
97	1965
101	1973
103	1968

Most First-Quarter Points Allowed, Season

101	1998
95	1976, 2012
93	2009
92	1997
88	1987

Fewest First-Quarter Points Allowed, Season

29	1963, 1969
30	1973
32	1970
33	1965, 1966
37	1984

Most First-Quarter Points Allowed, Game

31	at Buffalo	Sept. 13, 1962
22	at Pittsburgh	Oct. 2, 2016
21	at Denver	Nov. 16, 1986
21	at Denver	Nov. 14, 2010
17	vs. Oakland	Nov. 23, 1967
17	at Denver	Oct. 27, 1996
17	vs. Pittsburgh	Sept. 14, 2003
17	at Denver	Sept. 26, 2005
17	vs. San Diego	Sept. 30, 2012

Most Second-Quarter Points Allowed, Season

152	2004
141	2008
135	1985
133	1999
127	1961, 1984

Fewest Second-Quarter Points Allowed, Season

45	1969
55	1979, 1982 (9 games)
57	1968, 1992
59	1995
64	1965

Most Second-Quarter Points Allowed, Game

28	vs. San Diego	Nov. 15, 1964
28	vs. Oakland	Oct. 16, 1966
28	at Baltimore	Dec. 21, 1980
28	at Seattle	Nov. 4, 1984
28	at Seattle	Sept. 11, 1988
24	at Oakland	Nov. 3, 1968

Most Third-Quarter Points Allowed, Season

106	2008, 2012
103	2001
100	2009

98 1975
95 2011

19 1969
21 1971

Fewest Third-Quarter Points Allowed, Season

22 1971
29 1995
31 1982 (9 games)
34 1974
35 1973

Most Touchdowns Allowed, Season

53 2004
51 1976
49 2008
48 2009
47 2012

Most Third-Quarter Points Allowed, Game

28 at Houston Oct. 24, 1965
22 at Boston Nov. 18, 1960
21 Nine times; Last at Baltimore Sept. 13, 2009

Most Touchdowns Allowed, Game

7 at Buffalo Oct. 3, 1976
7 at Oakland Nov. 5, 2000
7 at Denver Nov. 14, 2010
6 16 times; Last at Pittsburgh Oct. 2, 2016

Most Fourth-Quarter Points Allowed, Season

139 1961
130 1983, 2002
129 2004
127 1976
121 1985

Most Shutouts, Season

3 1960
2 1967, 1969

Fewest Fourth-Quarter Points Allowed, Season

27 1968
44 1997
54 2013
56 1973
57 1960, 1962, 1981

Most Games Allowed 10 Points or Less, Season

9 1968
7 1969
6 1973, 1979, 1990, 1995

Most Fourth-Quarter Points Allowed, Game

24 at New Orleans Sept. 8, 1985
22 vs. Denver Nov. 1, 1964
21 12 times; Last at San Diego Nov. 1, 2012

Most Consecutive Games Allowed 10 Points or Less

5 1968
3 1960, 1968, 1995, 1997

Most Second-Half Points Allowed, Game

38 at Houston Oct. 24, 1965
37* at Seattle Nov. 27, 1983
35 vs. San Diego Oct. 20, 1963
35 vs. Pittsburgh Nov. 7, 1976
31 at Miami Sept. 22, 1985
31 at Miami Dec. 12, 1994
31 vs. San Diego Nov. 24, 2013

*Includes three in OT

Largest Opponent Comeback Victories

Opponent	Deficit	Final	Date
21 vs. Tampa Bay	24-3	27-30 (OT)	Nov. 2, 2008
18 vs. Philadelphia	24-6	31-37	Oct. 2, 2005
18 vs. San Diego	21-3	21-22	Dec. 14, 2008
17 at Houston	17-0	36-38	Oct. 24, 1965
17 vs. L.A. Raiders	17-0	17-24	Oct. 5, 1986
17 at Chicago	17-0	27-28	Nov. 13, 1977
17 at San Diego	34-17	37-38	Nov. 22, 1998
17 vs. Oakland	17-0	38-41 (OT)	Jan. 2, 2000

Fewest Second-Half Points Allowed, Season

67 1968
89 1982 (9 games)
91 1973, 1997
96 1971
101 1972

First Downs

Fewest First Downs Allowed, Season

170 1982 (9 games)
181 1969
200 1965
204 1964

Fewest Touchdowns Allowed, Season

18 1968

Most First Downs Allowed, Season

367 2002
 344 1987, 2008
 336 1985
 335 1984

Fewest First Downs Allowed, Game

5 vs. Oakland Dec. 7, 1997
 6 at Boston Sept. 21, 1969
 6 vs. Boston Oct. 11, 1970
 6 at Chicago Dec. 29, 1990
 7 10 times; Last at Washington Oct. 18, 2009

Most First Downs Allowed, Game

35 vs. San Diego Oct. 19, 1986
 34 at Denver Nov. 18, 1974
 34 at Cleveland Oct. 30, 1977

Fewest Rushing First Downs Allowed, Season

52 1968
 53 1969
 67 1965

Most Rushing First Downs Allowed, Season

169 1977
 162 1988
 149 1975

Fewest Rushing First Downs Allowed, Game

*0 vs. Houston Dec. 4, 1960
 0 vs. Buffalo Dec. 3, 1967
 0 at Denver Oct. 3, 1971
 0 at Oakland Dec. 3, 1995
 0 vs. Oakland Dec. 7, 1997
 0 vs. St. Louis Dec. 8, 2002
 0 vs. N.Y. Jets Sept. 11, 2005
 1 19 times; Last vs. Oakland Dec. 24, 2011

*NFL RECORD

Most Rushing First Downs Allowed, Game

21 vs. Pittsburgh Nov. 7, 1976
 20 at Oakland Dec. 28, 2002
 19 at Cleveland Oct. 30, 1977

Fewest Passing First Downs Allowed, Season

92 1982 (9 games)
 95 1973
 111 1969, 1970

Most Passing First Downs Allowed, Season

227 2002
 202 2000
 195 2008

193 2015

192 1984

190 2004

Fewest Passing First Downs Allowed, Game

*0 at Houston Oct. 9, 1988
 0 vs. San Diego Sept. 20, 1998
 2 8 times; Last at Denver Jan. 1, 2012

*NFL RECORD

Most Passing First Downs Allowed, Game

25 at Denver Nov. 18, 1974
 25 at Denver Nov. 14, 2010
 22 at Cincinnati Dec. 6, 1987
 22 vs. Philadelphia Oct. 2, 2005

Fewest Penalty First Downs Allowed, Season

9 1982 (9 games)
 11 1964
 13 1980

Most Penalty First Downs Allowed, Season

*56 1998

40 2004

36 1993

34 2015

33 1987

*NFL RECORD

Most Penalty First Downs Allowed, Game

7 2 times; Last N.Y. Jets Dec. 11, 2011
 6 8 times; Last at New Orleans Nov. 14, 2004

Net Yards Allowed Passing and Rushing

Fewest Yards Allowed, Season

2,733 1982 (9 games)
 3,163 1969
 3,575 1973
 3,667 1970
 3,749 1965

Most Yards Allowed, Season

6,291 2008
 6,248 2002
 6,211 2009
 6,037 2004
 5,885 2013

Fewest Yards Allowed, Game

89 vs. Seattle Dec. 24, 1995

91 vs. Houston Oct. 12, 1969
 93 vs. Oakland Dec. 7, 1997
 100 at Boston Sept. 21, 1969
 105 vs. Boston Dec. 14, 1963
 105 vs. Boston Oct. 11, 1970

Most Yards Allowed, Game

563 vs. Houston Dec. 16, 1990
 542 at N.Y. Jets Oct. 2, 1988 (OT)
 542 at Tennessee Dec. 13, 2004
 539 at Oakland Nov. 3, 1968
 539 vs. Oakland Oct. 3, 1977
 535 vs. Denver Dec. 1, 2013

Fewest Plays Allowed, Season

556 1982 (9 games)
 808 1969
 813 1971

Most Plays Allowed, Season

1,159 1984
 1,126 1985
 1,102 1981

Fewest Plays Allowed, Game

39 vs. Houston Oct. 22, 1967
 39 vs. Oakland Dec. 7, 1997
 40 vs. Cincinnati Oct. 13, 1968
 40 at Boston Sept. 21, 1969

Most Plays Allowed, Game

97 at N.Y. Jets Oct. 2, 1988 (OT)
 95 vs. San Diego Oct. 19, 1986
 91 vs. Chicago Nov. 8, 1981

Rushing

Fewest Rushing Attempts Allowed, Season

279 1982 (9 games)
 316 1969
 343 1967

Most Rushing Attempts Allowed, Season

634 1977
 609 1988
 601 1978

Fewest Rushing Attempts Allowed, Game

9 at Oakland Dec. 5, 2004
 11 at New Orleans Sept. 4, 1994
 11 at Oakland Dec. 3, 1995

12 at N.Y. Jets Nov. 27, 1966
 12 at Seattle Nov. 28, 2010

Most Rushing Attempts Allowed, Game

65 at Buffalo Oct. 29, 1973
 62 at Tampa Bay Dec. 16, 1979
 61 at Oakland Dec. 8, 1973
 61 vs. Chicago Nov. 8, 1981

Fewest Rushing Yards Allowed, Season

980 1960
 1,066 1982 (9 games)
 1,091 1969

Fewest Rushing Yards Per Game Allowed, Season

70.0 (980 in 14 games) 1960
 77.9 (1,091 in 14 games) 1969
 82.9 (1,327 in 16 games) 1995

Most Rushing Yards Allowed, Season

2,971 1977
 2,861 1976
 2,712 1975

Most Rushing Yards Per Game Allowed, Season

211.8 (2,971 in 14 games) 1977
 204.4 (2,861 in 14 games) 1976
 193.7 (2,712 in 14 games) 1975

Fewest Rushing Yards Allowed, Game

-27 vs. Houston Dec. 4, 1960
 3 at San Diego Nov. 19, 1961
 8 at Oakland Dec. 3, 1995

Most Rushing Yards Allowed, Game

351 vs. Cleveland Dec. 20, 2009
 332 vs. Tennessee Oct. 19, 2008
 330 vs. Pittsburgh Nov. 7, 1976
 322 at Cleveland Oct. 30, 1977
 300 vs. Oakland Sept. 14, 2008

Fewest Individual 100-Yard Games Allowed, Season

0 1960, 1969, 1971, 1981, 1995

Most Individual 100-Yard Games Allowed, Season

9 2003
 8 1976, 1977, 2007

Fewest Rushing Touchdowns Allowed, Season

4 1968
 6 1969, 1971
 7 1982 (9 games), 1995, 2013, 2015

Most Rushing Touchdowns Allowed, Season

25	2008
24	1975, 1976
23	1977, 1988

Most Rushing Touchdowns Allowed, Game

5	vs. Pittsburgh	Nov. 7, 1976
5	at Denver	Dec. 7, 2003
4	6 times; Last vs Tennessee	Oct. 19, 2008

Passing

Fewest Pass Attempts Allowed, Season

262	1982 (9 games)
324	1973
325	1975
333	1977

Most Pass Attempts Allowed, Season

616	2002
607	2015
596	1995
592	2013
586	1984

Fewest Pass Attempts Allowed, Game

8	vs. Denver	Nov. 13, 2011
9	at N.Y. Jets	Nov. 7, 1971
9	vs. Oakland	Dec. 8, 1974
10	vs. L.A. Raiders	Sept. 16, 1973
10	at San Diego	Dec. 18, 1988

Most Pass Attempts Allowed, Game

65	vs. San Diego	Oct. 19, 1986
61	vs. Seattle	Sept. 29, 1985
60	at Oakland	Oct. 5, 1980

Fewest Pass Completions Allowed, Season

155	1982 (9 games)
157	1973
175	1977
186	1972, 1975
195	1970

Most Pass Completions Allowed, Season

403	2002
348	2008
349	2015
334	2013
332	1985, 2003

Fewest Pass Completions Allowed, Game

1	vs. San Diego	Sept. 20, 1998
2	vs. Denver	Nov. 13, 2011
3	vs. Houston	Oct. 22, 1967
3	at N.Y. Jets	Nov. 7, 1971
3	vs. Oakland	Dec. 8, 1974
4	at San Diego	Nov. 2, 1986
4	at Houston	Oct. 9, 1988

Most Pass Completions Allowed, Game

39	at New England	Sept. 22, 2002
37	vs. San Diego	Dec. 22, 1985
37	vs. San Diego	Oct. 19, 1986
35	vs. Oakland	Oct. 27, 2002
34	vs. L.A. Raiders	Sept. 12, 1985
34	vs. San Diego	Dec. 14, 2008

Fewest Passing Yards Allowed, Season

1,619	1973
1,667	1982 (9 games)
1,942	1973
2,010	1970

Most Passing Yards Allowed, Season

4,203	2004
4,181	2002
3,988	2015
3,962	2013
3,777	2010
3,748	2008

Fewest Passing Yards Allowed, Game

-19	vs. San Diego	Sept. 20, 1998
9	vs. N.Y. Jets	Nov. 7, 1971
12	vs. Oakland	Dec. 8, 1974

Most Passing Yards Allowed, Game

499	vs. Houston	Dec. 16, 1990
472	vs. Indianapolis	Oct. 31, 2004
469	at Oakland	Nov. 3, 1968

Fewest Individual 300-Yard Games Allowed, Season

0	1962, 1970, 1971, 1972, 1973, 1974, 1977, 1978, 1988, 2000
---	--

Most Individual 300-Yard Games Allowed, Season

8	2002
---	------

Fewest Passing Touchdowns Allowed, Season

10	1969
11	1971, 1973

12 1982 (9 games), 1988

Most Passing Touchdowns Allowed, Season

32 2004
29 2012
27 2002
25 1964, 1976, 1980, 1987, 2000, 2005, 2009, 2013, 2015
24 1999

Most Passing Touchdowns Allowed, Game

5 vs. Indianapolis Oct. 31, 2004
5 at Denver Nov. 14, 2010
5 vs. Denver Dec. 1, 2013
5 at Green Bay Sept. 28, 2015
4 16 times; Last at Detroit Sept. 18, 2011

Sacks

Most Seasons Leading League

4 1960, 1965, 1969, 1990

Most Sacks, Season

60 1990
54 1997
51 2000
50 1984, 1992

Fewest Sacks, Season

*10.0 2008
15 1982 (9 games)
22 1976, 2009
23 1988
*NFL RECORD

Most Sacks, Game

11 vs. Cleveland Sept. 30, 1984
10 vs. Oakland Sept. 6, 1998
9 at Buffalo Nov. 2, 1969
9 vs. Seattle Nov. 11, 1990
9 vs. Oakland Oct. 13, 2013

Most Opponents Yards Lost Attempting to Pass, Season

439 1968

Fewest Opponents Yards Lost Attempting to Pass, Season

62 2008
120 1982 (9 games)
137 2009

Interceptions By

Most Consecutive Seasons Leading League

5 1966-70

Most Passes Intercepted By, Season

37 1968
33 1966
32 1960, 1962, 1969

Fewest Passes Intercepted By, Season

7 2012
11 1987
12 1982 (9 games), 1994

Most Passes Intercepted By, Game

7 at San Diego Dec. 8, 1968
6 8 times; Last vs. New York Jets Sept. 25, 2016

Most Consecutive Games, One or More Interceptions By

23 1967-69
18 1966-67
16 1982-83

Most Yards Returning Interceptions, Season

596 1969
578 1967
567 1986

Fewest Yards Returning Interceptions, Season

119 2012
124 2006
140 1987

Most Yards Returning Interceptions, Game

188 vs. N.Y. Titans Dec. 17, 1961
162 at Oakland Dec. 6, 2015
142 vs. L.A. Raiders Oct. 28, 1991
136 vs. Seattle Dec. 11, 1977

Most Touchdowns Returning Interceptions, Season

6 1992
5 1972, 1974, 1999, 2013
4 1960, 1967, 1986, 1997, 2015

Most Touchdowns Returning Interceptions, Game

2 vs. N.Y. Titans Dec. 17, 1961
2 at Denver Oct. 1, 1972
2 at Denver Dec. 19, 1982
2 vs. San Diego Oct. 19, 1986

2 vs. Denver Dec. 27, 1992
 2 at Baltimore Oct. 21, 1999
 2 at Denver Jan. 3, 2010
 2 at Oakland Oct. 23, 2011

46.6 2013
 45.7 2005
 45.2 2010

Most Touchdowns Returning Interceptions, Both Teams, Game

*4 Kansas City (0) at Seattle (4) Nov. 4, 1984
 3 Kansas City (2) vs. San Diego (1) Oct. 19, 1986
 *NFL RECORD

Opponents Interceptions

Most Yards, Interception Returns Opponents, Season

688 1984

Most Yards Interception Returns, Opponent, Game

*325 at Seattle Nov. 4, 1984
 *NFL RECORD

Most Touchdowns Returning Interceptions Opponents, Season

7 1984

Most Touchdowns Returning Interceptions Opponent, Game

*4 at Seattle Nov. 4, 1984
 *NFL RECORD

Punting

Most Opponents Punts, Season

102 1995
 98 1999
 94 1969

Fewest Opponents Punts, Season

38 1982 (9 games)
 50 2008
 55 1962

Lowest Opponents Average Distance, Season

37.0 1986, 1990
 38.6 1982 (9 games)
 38.9 1981

Highest Opponents Average Distance, Season

47.6 2011
 46.8 2012

Most Opponents Punts Blocked, Season

6 1990
 4 1986
 3 1963, 1982
 2 1966, 1979, 1980, 1989, 1997, 2001, 2002, 2006

Most Opponents Punts Blocked, Game

3 vs. Denver Dec. 8, 1963
 2 at Seattle Sept. 30, 1979
 2 vs. Cleveland Sept. 30, 1990

Punt Returns

Most Opponents Punt Returns, Season

60 1984
 55 1974, 1976
 54 1983

Most Opponents Punt Returns, Game

9 at Cincinnati Nov. 24, 1974

Fewest Punt Return Yards Allowed, Season

170 2015
 179 2005
 190 1991
 219 1962
 220 1968

Most Punt Return Yards Allowed, Season

702 1977
 634 1974
 572 1986

Most Punt Return Yards Allowed, Game

170 at San Diego Sept. 26, 1965

Lowest Punt Return Average Allowed, Season

6.37 (46-293) 1981
 6.43 (49-315) 1979
 6.47 (38-246) 2013

Highest Punt Returns Average Allowed, Season

15.36 (22-338) (9 games) 1982
 14.93 (29-433) 1965
 14.04 (50-702) 1977

Most Punt Returns Touchdowns Allowed, Season

2 1982, 1990, 2004, 2012

Kickoff Returns

Fewest Opponents Kickoff Returns, Season25 2011
27 2012
40 1973, 2013
42 1982 (9 games)
43 1972, 2013**Most Opponents Kickoff Returns, Season**88 2002
87 2003
85 2004
84 1966**Fewest Kickoff Return Yards Allowed, Season**605 2011
690 2012
794 1982 (9 games)
958 1977**Most Kickoff Return Yards Allowed, Season**2,053 2005
2,045 1966
2,043 2003
1,908 2004
1,880 2002**Most Kickoff Return Yards Allowed, Game**289 at Denver Sept. 7, 1963
278 vs. Cleveland Dec. 20, 2009**Lowest Kickoff Return Average Allowed, Season**17.17 (81-1,391) 1990
18.00 (71-1,278) 1986
18.80 (64-1,203) 1992**Highest Kickoff Return Average Allowed, Season**25.78 (40-1,031) 1973
25.56 (27-690) 2012
25.37 (54-1,370) 1974**Most Kickoff Return Touchdowns Allowed, Season**2 1988
2 1989
2 2009

Blocked Field Goals

Most Blocked Field Goals, Season6 1960
5 1966
4 1962, 1965, 1973
3 1963, 1967, 1996
2 1982 (9 games), 1986, 1992, 1993, 2003**Most Blocked Field Goals, Game**3 at San Diego Oct. 15, 1967
2 vs. Buffalo Dec. 18, 1960
2 at Oakland Nov. 3, 1963
2 at Oakland Sept. 18, 1966
2 at San Diego Oct. 15, 1967
2 at Green Bay Oct. 4, 1973
2 at San Diego Oct. 17, 1993
2 at San Diego Nov. 30, 2003

Fumbles

Fewest Opponents Fumbles, Season16 1971
18 1984, 2011
19 2000, 2012, 2015**Fewest Opponents Fumbles Recovered, Season**6 2011, 2012
7 1971, 2015
8 1966, 2004, 2007
9 2010
10 1982 (9 games), 1996**Most Opponents Fumbles, Season**42 1981
40 1975
39 1977**Most Opponents Fumbles Recovered, Season**26 1994
25 1990
23 1977

Turnovers

Fewest Opponents Turnovers, Season13 2012
21 2004
22 1982 (9 games), 2007

23 2010
26 2001, 2011

Most Opponents Turnovers, Season

51 1983
49 1962, 1968, 1986

Most Opponents Turnovers, Game

9 vs. Houston Oct. 28, 1962
9 vs. Houston Oct. 12, 1969
9 vs. St. Louis Oct. 2, 1983

Best Turnover Ratio, Season

26 (45 takes/19 gives) 1990
22 (49 takes/27 gives) 1968
21 (45 takes/21 gives) 1999
18 (49 takes/31 gives) 1962
18 (39 takes/21 gives) 1992
18 (36 takes/18 gives) 2013

Worst Turnover Ratio, Season

-24 (13 takes/37 gives) 2012
-13 (28 takes/41 gives) 1987
-11 (22 takes/33 gives) 2007
-8 (33 takes/41 gives) 1965
-8 (33 takes/41 gives) 1989



Single Game

Pass Attempts (All 50+)

58	Mark Hermann, San Diego	Dec. 22, 1985
56	Kyle Orton, Denver	Jan. 3, 2010
55	Rich Gannon, Oakland	Oct. 27, 2002
54	Steve DeBerg, Tampa Bay	Oct. 28, 1984
54	Tom Brady, New England	Sept. 22, 2002
52	Jim Plunkett, Oakland	Oct. 5, 1980
50	Brian Griese, Denver	Oct. 20, 2002

Pass Completions (All 30+)

39	Tom Brady, New England	Sept. 22, 2002
37	Mark Hermann, San Diego	Dec. 22, 1985
35	Rich Gannon, Oakland	Oct. 27, 2002
34	Jim Plunkett, Oakland	Sept. 12, 1985
34	Philip Rivers, San Diego	Dec. 14, 2008
33	Drew Bledsoe, New England	Dec. 4, 2000
33	Donovan McNabb, Philadelphia	Oct. 2, 2005
32	Jay Cutler, Denver	Dec. 7, 2008
32	Ben Roethlisberger, Pittsburgh	Nov. 22, 2009
32	Kyle Orton, Denver	Jan. 3, 2010
31	Jim Zorn, Seattle	Sept. 27, 1981
31	Rich Gannon, Oakland	Sept. 9, 2001
31	Marc Bulger, St. Louis	Nov. 5, 2006
31	Jeff Garcia, Tampa Bay	Nov. 2, 2008
31	Derek Carr, Oakland	Dec. 6, 2015
30	Dan Fouts, San Diego	Oct. 14, 1984
30	Tony Romo, Dallas	Sept. 15, 2013

Passing Yards (All 400+)

527	Warren Moon, Houston	Dec. 16, 1990
472	Peyton Manning, Indianapolis	Oct. 31, 2004
445	Charley Johnson, Denver	Nov. 18, 1974
431	Kyle Orton, Denver	Jan. 3, 2010
426	Billy Volek, Tennessee	Dec. 13, 2004
413	Pete Beathard, Houston	Sept. 9, 1968
410	Tom Brady, New England	Sept. 22, 2002
403	Peyton Manning, Denver	Dec. 1, 2013
400	John Elway, Denver	Dec. 6, 1998

Touchdown Passes

5	George Blanda, Houston	Oct. 24, 1965
5	Peyton Manning, Indianapolis	Oct. 31, 2004
5	Peyton Manning, Denver	Dec. 1, 2013
5	Aaron Rodgers, Green Bay	Sept. 28, 2015
5	Ben Roethlisberger, Pittsburgh	Oct. 2, 2016

Interceptions Thrown

6	John Hadl, San Diego	Dec. 8, 1968
---	----------------------	--------------

6	Ryan Fitzpatrick, N.Y. Jets	Sept. 25, 2016
5	George Blanda, Houston	Oct. 28, 1962
5	John Hadl, San Diego	Dec. 16, 1962
5	Babe Parilli, Boston	Dec. 14, 1963
5	George Blanda, Houston	Oct. 4, 1964
5	Pete Beathard, Houston	Oct. 12, 1969
5	Marty Domres, San Diego	Nov. 9, 1969
5	Alan Pastrana, Denver	Dec. 6, 1970
5	James Harris, San Diego	Nov. 26, 1978
5	Jim Plunkett, Oakland	Oct. 5, 1980
5	Jim Zorn, Seattle	Nov. 9, 1980
5	Dave Krieg, Seattle	Dec. 9, 1984
5	John Elway, Denver	Dec. 14, 1985

Long Pass (All 80+)

90	N. Johnson to R. Upchurch, Denver	Sept. 21, 1975
89	J. Kemp to E. Dubenion, Buffalo	Oct. 13, 1963
87	S. McNair to M. Clayton, Baltimore	Dec. 10, 2006
87	M. Hasselbeck to B. Obomanu, SEA	Nov. 28, 2010
82	J. Lee to A. Denson, Denver	Nov. 1, 1964
82	D. Lamonica to F. Biletnikoff, Oakland	Nov. 3, 1968
82	B. Griese to S. Sharpe, Denver	Oct. 20, 2002
80	J. Lee to B. Groman	Oct. 22, 1961
80	S. Wyche to B. Trumpy	Sept. 28, 1969

Pass Receptions

16	Troy Brown, New England	Sept. 22, 2002
14	Kellen Winslow, San Diego	Dec. 11, 1983
14	Jabar Gaffney, Denver	Jan. 3, 2010
13	Joe Washington, Baltimore	Sept. 2, 1979
13	Terrance Mathis, Atlanta	Sept. 18, 1994
13	Tim Brown, Oakland	Oct. 27, 2002
13	Steven Jackson, St. Louis	Nov. 5, 2006

Receiving Yards (All 200+)

250	Miles Austin, Dallas	Oct. 11, 2009
245	Haywood Jeffires, Houston	Dec. 16, 1990
233	Drew Bennett, Tennessee	Dec. 13, 2004
232	Lance Alworth, San Diego	Oct. 20, 1963
214	Shannon Sharpe, Denver	Oct. 20, 2002
213	Jabar Gaffney, Denver	Jan. 3, 2010
203	Don Maynard, N.Y. Jets	Sept. 15, 1968

Touchdown Receptions

4	Eric Decker, Denver	Dec. 1, 2013
3	Bob Chandler, Buffalo	Oct. 3, 1976
3	Kellen Winslow, San Diego	Dec. 11, 1983
3	Shannon Sharpe, Denver	Dec. 12, 1993
3	Drew Bennett, Tennessee	Dec. 13, 2004
3	Antonio Gates, San Diego	Oct. 30, 2005
3	Randall Cobb, Green Bay	Sept. 28, 2015

Rushing Attempts

39	O.J. Simpson, Buffalo	Oct. 29, 1973
39	Ricky Bell, Tampa Bay	Dec. 16, 1979
39	Marion Butts, San Diego	Dec. 17, 1989

Rushing Yards (All 200+)

286	Jerome Harrison, Cleveland	Dec. 20, 2009
220	Tiki Barber, N.Y. Giants	Dec. 17, 2005
218	Clinton Portis, Denver	Dec. 7, 2003
217	Gary Anderson, San Diego	Dec. 18, 1988
214	Greg Pruitt, Cleveland	Dec. 14, 1975
207	Curt Warner, Seattle	Nov. 27, 1983 (OT)

Rushing Touchdowns

5	Clinton Portis, Denver	Dec. 7, 2003
3	Jon Keyworth, Denver	Nov. 18, 1974
3	Greg Pruitt, Cleveland	Dec. 14, 1975
3	Pete Banaszak, Oakland	Dec. 21, 1975
3	Walter Payton, Chicago	Nov. 13, 1977
3	Curt Warner, Seattle	Nov. 27, 1983 (OT)
3	Marcus Allen, L.A. Raiders	Nov. 25, 1990
3	Rodney Hampton, N.Y. Giants	Dec. 19, 1992
3	Terrell Davis, Denver	Dec. 6, 1998
3	Curtis Martin, N.Y. Jets	Nov. 11, 2001
3	Clinton Portis, Denver	Dec. 15, 2002
3	Onterio Smith, Minnesota	Dec. 20, 2003
3	Michael Pittman, Tampa Bay	Nov. 7, 2004
3	Michael Turner, Atlanta	Sept. 21, 2008
3	LenDale White, Tennessee	Oct. 19, 2008
3	Jerome Harrison, Cleveland	Dec. 20, 2009
3	Jeremy Hill, Cincinnati	Oct. 4, 2015

Long Run (All 80+)

87	Paul Lowe, San Diego	Sept. 10, 1961
85	LaDainian Tomlinson, San Diego	Dec. 17, 2006
80	LenDale White, Tennessee	Oct. 19, 2008

Total Touchdowns

5	Clinton Portis, Denver	Dec. 7, 2003
4	Clinton Portis, Denver	Dec. 15, 2002
4	Eric Decker, Denver	Dec. 1, 2013

Interceptions Made

4	Deltha O'Neal, Denver	Oct. 7, 2001
3	David Fulcher, Cincinnati	Oct. 1, 1989

Long Interception Return (All 100+)

102	Marcus Coleman, Houston	Sept. 26, 2004
101	Tony Greene, Buffalo	Oct. 3, 1976
100	Speedy Duncan, San Diego	Oct. 15, 1967

Long Punt Return

95	Johnny Bailey, Chicago	Dec. 29, 1990
----	------------------------	---------------

Long Kickoff Return (All 100+)

103	Joshua Cribbs, Cleveland	Dec. 20, 2009
100	Nemiah Wilson, Denver	Oct. 8, 1966
100	Joshua Cribbs, Cleveland	Dec. 20, 2009

Long Punt (All 80+)

83	Chris Norman, Denver	Sept. 23, 1984
82	Paul Maguire, San Diego	Nov. 5, 1961

Long Field Goal (All 55+)

57	Sebastian Janikowski, Oakland	Dec. 16, 2012
56	Sebastian Janikowski, Oakland	Sept. 14, 2008
56	Matt Prater, Denver	Sept. 28, 2008
55	John Kasay, Seattle	Jan. 2, 1994
55	Kris Brown, Pittsburgh	Oct. 14, 2001
55	Sebastian Janikowski, Oakland	Nov. 25, 2007
55	Nate Kaeding, San Diego	Nov. 29, 2009

Times Sacked (All 10.0+)

11	Paul McDonald, Cleveland	Sept. 30, 1984
10	Jeff George, Oakland	Sept. 6, 1998

Touchdowns On Interception Returns

2	Dave Brown, Seattle	Nov. 4, 1984
---	---------------------	--------------

Fumbles

6	Dave Krieg, Seattle	Nov. 5, 1989
---	---------------------	--------------

Playoff Individual



The following individual records relate solely to service with the Kansas City Chiefs. They include National Football League regular-season statistics only - with the exception of those single-game records marked by "*" or "**".

Service

Most Games Played, Career

10	John Alt	1984-96
10	Tim Grunhard	1990-00
10	Dave Szott	1990-00
10	Derrick Thomas	1989-99
9	Dan Saleaumua	1989-96
9	Tracy Simien	1991-97
9	Neil Smith	1988-96
8	Len Dawson	1962-75
8	Jonathan Hayes	1985-93
8	Nick Lowery	1980-93
8	Johnny Robinson	1960-71
8	Kevin Ross	1984-93, '97
8	Jim Tyrer	1961-73
8	Jerrel Wilson	1963-77
8	Will Shields	1993-06

Scoring

Most Points, Career

37	Nick Lowery (8 games - 8 FGs, 13 PATs)	1980-93
35	Jan Stenerud (5 games - 9 FGs, 8 PATs)	1967-79
20	Cairo Santos (2 games - 5 FGs, 5 PATs)	2014-15
18	Mike Garrett (6 games - 3 TDs)	1966-70
18	Marcus Allen (6 games - 3 TDs)	1993-97
18	Knile Davis (3 games - 3 TDs)	2013-15

Most Points, Game

14	Ryan Succop at Indianapolis	Jan. 4, 2014
12	Abner Haynes vs. Houston	Dec. 23, 1962
12	Mike Garrett at Buffalo	Jan. 1, 1967
12	Ed Podolak vs. Miami	Dec. 25, 1971
12	Dante Hall vs. Indianapolis	Jan. 11, 2004
12	Priest Holmes vs. Indianapolis	Jan. 11, 2004
12	Knile Davis at Indianapolis	Jan. 4, 2014
12	Cairo Santos at Houston	Jan. 9, 2016
11	Jan Stenerud vs. Minnesota	Jan. 11, 1970

Most Touchdowns, Career

3	Marcus Allen (6 games)	1993-97
3	Mike Garrett (6 games)	1966-70
3	Knile Davis (2 games)	2013-15

Most Touchdowns, Game

2	Abner Haynes vs. Houston	Dec. 23, 1962
2	Mike Garrett at Buffalo	Jan. 1, 1967
2	Ed Podolak vs. Miami	Dec. 25, 1971
2	Dante Hall vs. Indianapolis	Jan. 11, 2004
2	Priest Holmes vs. Indianapolis	Jan. 11, 2004
2	Knile Davis at Indianapolis	Jan. 4, 2014

Most Points After Touchdown, Career

13	Nick Lowery (8 games - 14 Att.)	1980-93
8	Jan Stenerud (5 games - 8 Att.)	1967-79
6	Ryan Succop (2 games - 6 Att.)	2009-13
5	Mike Mercer (2 games - 5 Att.)	1966
5	Cairo Santos (2 games - 5 Att.)	2014-15

Most Points After Touchdown, Game

5	Ryan Succop at Indianapolis (5 Att.)	Jan. 4, 2014
4	Mike Mercer at Buffalo (4 Att.)	Jan. 1, 1967
4	Nick Lowery at Houston (4 Att.)	Jan. 16, 1994
4	Morten Andersen vs. IND (4 Att.)	Jan. 11, 2004

Most Points After Touchdown, No Misses, Career

8	Jan Stenerud (5 games)	
---	------------------------	--

Most Field Goals Attempted, Career

17	Jan Stenerud (5 games - 17 Att.)	1967-79
12	Nick Lowery (8 games - 12 Att.)	1980-93

Most Field Goals Attempted, Game

5	Jan Stenerud vs. N.Y. Jets	Dec. 20, 1969
4	Nick Lowery vs. Miami	Jan. 5, 1991
4	Jan Stenerud vs. Miami	Dec. 25, 1971

Most Field Goals, Career

9	Jan Stenerud (5 games - 17 Att.)	1967-79
8	Nick Lowery (8 games - 12 Att.)	1980-93

Most Field Goals, Game

3	Jan Stenerud vs. Minnesota	Jan. 11, 1970
3	Nick Lowery at Miami	Jan. 5, 1991
3	Ryan Succop at Indianapolis	Jan. 4, 2014
3	Cairo Santo at Houston	Jan. 9, 2016

Longest Field Goal

49	Cairo Santos at Houston	Jan. 9, 2016
49	Cairo Santos at Houston	Jan. 9, 2016
48	Jan Stenerud vs. Minnesota	Jan. 11, 1970
43	Ryan Succop at Indianapolis	Jan. 4, 2014
42	Ryan Succop at Indianapolis	Jan. 4, 2014

38	Nick Lowery at Miami	Jan. 5, 1991
32	Mike Mercer at Buffalo	Jan. 1, 1967
32	Jan Stenerud vs. Minnesota	Jan. 11, 1970
32	Nick Lowery vs. Pittsburgh	Jan. 8, 1994

Rushing

Most Rushing Attempts, Career

100	Marcus Allen (6 games)	1993-97
61	Mike Garrett (6 games)	1966-70
59	Barry Word (4 games)	1990-92
51	Wendell Hayes (5 games)	1968-74
41	Curtis McClinton (3 games)	1962-69

Most Rushing Attempts, Game

33	Barry Word vs. L.A. Raiders	Dec. 28, 1991
24	Curtis McClinton vs. Houston	Dec. 23, 1962
24	Priest Holmes vs. Indianapolis	Jan. 11, 2004
22	Wendell Hayes vs. Miami	Dec. 25, 1971
21	Marcus Allen vs. Pittsburgh	Jan. 8, 1994
21	Marcus Allen vs. Indianapolis	Jan. 7, 1996

Most Rushing Yards Gained, Career

386	Marcus Allen (6 games)	1993-97
208	Wendell Hayes (5 games)	1968-74
197	Barry Word (4 games)	1990-92
186	Mike Garrett (6 games)	1966-70
176	Priest Holmes (1 game)	2001-07

Most Rushing Yards Gained, Game

176	Priest Holmes vs. Indianapolis	Jan. 11, 2004
130	Barry Word vs. L.A. Raiders	Dec. 28, 1991
100	Wendell Hayes vs. Miami	Dec. 25, 1971
94	Marcus Allen vs. Indianapolis	Jan. 7, 1996
85	Ed Podolak vs. Miami	Dec. 25, 1971

Most Games, 100 or More Rushing Yards, Career

1	Wendell Hayes (5 games)	1968-74
1	Barry Word (3 games)	1990-92
1	Priest Holmes (1 game)	2001-07

Longest Run From Scrimmage

48	Priest Holmes vs. Indianapolis	Jan. 11, 2004
41	Jamaal Charles vs. Baltimore	Jan. 9, 2011
33	Jack Spikes vs. Houston	Dec. 23, 1962
32	Ed Podolak vs. Miami	Dec. 25, 1971
26	Christian Okoye at Miami	Jan. 5, 1991

Most Rushing Touchdowns, Career

3	Marcus Allen (6 games)	1993-97
3	Mike Garrett (6 games)	1966-70

Most Rushing Touchdowns, Game

2	Mike Garrett at Buffalo	Jan. 1, 1967
2	Priest Holmes vs. Indianapolis	Jan. 11, 2004

Passing

Most Passes Attempted, Career

188	Len Dawson (8 games)	1962-75
141	Joe Montana (4 games)	1993-94
118	Alex Smith (3 games)	2013-15
64	Dave Krieg (4 games)	1992-93
54	Trent Green (2 games)	2001-06
53	Steve DeBerg (3 games)	1988-91

Most Passes Attempted, Game

50	Alex Smith at New England	Jan. 16, 2016
46	Alex Smith at Indianapolis	Jan. 4, 2014
43	Joe Montana vs. Pittsburgh	Jan. 8, 1994
38	Joe Montana at Houston	Jan. 16, 1994
37	Joe Montana at Miami	Dec. 31, 1994
37	Elvis Grbac vs. Denver	Jan. 4, 1998

Most Passes Completed, Career

107	Len Dawson (8 games)	1962-75
85	Joe Montana (4 games)	1993-94
76	Alex Smith (3 games)	2013-15
33	Dave Krieg (4 games)	1992-93
32	Trent Green (2 games)	2001-06
31	Steve DeBerg (3 games)	1988-91

Most Passes Completed, Game

30	Alex Smith at Indianapolis	Jan. 4, 2014
29	Alex Smith at New England	Jan. 16, 2016
28	Joe Montana vs. Pittsburgh	Jan. 8, 1994
26	Joe Montana at Miami	Dec. 31, 1994
24	Elvis Grbac vs. Denver	Jan. 4, 1998
22	Joe Montana at Houston	Jan. 16, 1994

Highest Completion Percentage, Career (100 attempts)

64.4	Alex Smith (3 games: 118-76)	2013-15
60.3	Joe Montana (4 games: 141-85)	1993-94
56.9	Len Dawson (8 games: 188-107)	1962-75

Highest Completion Percentage, Game (15 completions)

77.3	Alex Smith at Houston (22-17)	Jan. 9, 2016
70.3	Joe Montana at Miami (37-26)	Dec. 31, 1994
69.2	Len Dawson vs. Miami (26-18)	Dec. 25, 1971

Most Passing Yards, Career

1,497	Len Dawson (8 games)	1962-75
-------	----------------------	---------

1,014	Joe Montana (4 games)	1993-94
814	Alex Smith (3 games)	2013-15
454	Dave Krieg (4 games)	1992-93

Most Passing Yards, Game

378	Alex Smith at Indianapolis	Jan. 4, 2014
314	Joe Montana at Miami	Dec. 31, 1994
299	Joe Montana at Houston	Jan. 16, 1994
276	Joe Montana vs. Pittsburgh	Jan. 4, 1994

Longest Pass Completion

79	Alex Smith at Indianapolis (to Donnie Avery)	Jan. 4, 2014
63	Len Dawson vs. Miami (to Elmo Wright)	Dec. 25, 1971
63	Alex Smith at Indianapolis (to Dwayne Bowe)	Jan. 4, 2014
61	Len Dawson at N.Y. Jets (to Otis Taylor)	Dec. 20, 1969

Most Touchdown Passes, Career

7	Len Dawson (8 games)	1962-75
6	Joe Montana (4 games)	1993-94
6	Alex Smith (3 games)	2013-15
2	Steve DeBerg (3 games)	1988-91
2	Dave Krieg (4 games)	1992-93
2	Trent Green (2 games)	2001-06

Most Touchdown Passes, Game

4	Alex Smith at Indianapolis	Jan. 4, 2014
3	Joe Montana at Houston	Jan. 16, 1994
2	Len Dawson at Buffalo	Jan. 1, 1967
2	Joe Montana at Miami	Dec. 31, 1994

Most Passes Had Intercepted, Career

8	Len Dawson (8 games)	1962-75
4	Mark Vlasic (1 game)	1991-92
4	Joe Montana (4 games)	1993-94

Most Passes Had Intercepted, Game

4	Len Dawson at Oakland	Dec. 22, 1968
4	Mark Vlasic at Buffalo	Jan. 5, 1992

Pass Receiving

Most Pass Receptions, Career

27	Otis Taylor (7 games)	1965-75
27	J.J. Birden (8 games)	1990-94
21	Keith Cash (6 games)	1992-96
19	Kimble Anders (7 games)	1991-00
16	Willie Davis (5 games)	1991-95

Most Pass Receptions, Game

8	Ed Podolak vs. Miami	Dec. 25, 1971
8	Stephone Paige at Miami	Jan. 5, 1991
8	Andre Rison vs. Denver	Jan. 4, 1998
8	Dwayne Bowe at Indianapolis	Jan. 4, 2014
8	Travis Kelce at Houston	Jan. 9, 2016
7	Keith Cash vs. Pittsburgh	Jan. 8, 1994
7	Kimble Anders vs. Indianapolis	Jan. 7, 1996
7	Dexter McCluster at Indianapolis	Jan. 4, 2014
7	Knile Davis at Indianapolis	Jan. 4, 2014

Most Receiving Yards, Career

481	Otis Taylor (7 games)	1965-75
363	J.J. Birden (8 games)	1990-94
266	Keith Cash (6 games)	1992-96
239	Willie Davis (5 games)	1991-95
188	Kimble Anders (7 games)	1991-00

Most Receiving Yards, Game (All 100+)

150	Dwayne Bowe at Indianapolis	Jan. 4, 2014
142	Stephone Paige at Miami	Jan. 5, 1991
128	Travis Kelce at Houston	Jan. 9, 2016
117	Otis Taylor at Oakland	Dec. 22, 1968
110	Ed Podolak vs. Miami	Dec. 25, 1971
110	Andre Rison vs. Denver	Jan. 4, 1998
104	Elmo Wright vs. Miami	Dec. 25, 1971
103	Kimble Anders at Miami	Dec. 31, 1994

Most Games, 100 or More Receiving Yards, Career

1	By eight players; Last, Travis Kelce at Houston	Jan. 9, 2016
---	---	--------------

Longest Pass Reception

79	Donnie Avery at Indianapolis (from Alex Smith)	Jan. 4, 2014
63	Elmo Wright vs. Miami (from Len Dawson)	Dec. 25, 1971
63	Dwayne Bowe at Indianapolis (from Alex Smith)	Jan. 4, 2014
61	Otis Taylor at N.Y. Jets (from Len Dawson)	Dec. 20, 1969

Most Receiving Touchdowns, Career

2	Otis Taylor (7 games)	1965-75
2	Fred Jones (3 games)	1990-93
2	J.J. Birden (8 games)	1990-94
2	Tony Gonzalez (3 games)	1997-08

Most Receiving Touchdowns, Game

1	Numerous times; Last, Albert Wilson at New England	Jan. 16, 2016
---	--	---------------

Combined Net Yards

Most Attempts, Career

147	Marcus Allen (6 games)	1993-97
88	Mike Garrett (6 games)	1966-70
63	Wendell Hayes (5 games)	1968-74

Most Attempts, Game

34	Barry Word vs. L.A. Raiders	Dec. 28, 1991
30	Ed Podolak vs. Miami	Dec. 25, 1971
29	Priest Holmes vs. Indianapolis	Jan. 11, 2004

Most Net Yards, Career

541	Marcus Allen (6 games)	1993-97
481	Otis Taylor (7 games)	1965-75
363	J.J. Birden (8 games)	1990-94
350	Ed Podolak (4 games)	1969-77

Most Net Yards, Game

*350	Ed Podolak vs. Miami	Dec. 25, 1971
227	Dante Hall vs. Indianapolis	Jan. 11, 2004
208	Priest Holmes vs. Indianapolis	Jan. 11, 2004
150	Dwayne Bowe at Indianapolis	Jan. 4, 2014
142	Stephone Paige at Miami	Jan. 5, 1991

*NFL RECORD

Punting

Most Punts, Career

43	Jerrel Wilson (8 games)	1963-77
38	Bryan Barker (7 games)	1990-93
18	Dustin Colquitt (5 games)	2005-16
11	Louie Aguiar (3 games)	1994-98

Most Punts, Game

8	Jerrel Wilson at Oakland	Jan. 4, 1970
8	Bryan Barker at San Diego	Jan. 2, 1993

Longest Punt

66	Dustin Colquitt at Indianapolis	Jan. 6, 2007
62	Louie Aguiar vs. Denver	Jan. 4, 1998
61	Jerrel Wilson vs. Green Bay	Jan. 15, 1967
59	Jerrel Wilson vs. Minnesota	Jan. 11, 1970
56	Jerrel Wilson at Oakland	Jan. 4, 1970

Highest Punting Average, Career (20 punts)

44.6	Jerrel Wilson (8 games: 2,005-45)	1963-77
42.4	Bryan Barker (7 games: 1,613-38)	1990-93

Highest Punting Average, Game (4 punts)

52.3	Dustin Colquitt at IND (314-6)	Jan. 6, 2007
------	--------------------------------	--------------

48.5	Jerrel Wilson vs. Minnesota (194-4)	Jan. 11, 1970
47.0	Jerrel Wilson at Oakland (302-6)	Dec. 22, 1968
46.4	Louie Aguiar vs. Denver (232-5)	Jan. 4, 1998

Punt Returns

Most Punt Returns, Career

11	Mike Garrett (6 games)	1966-70
7	Danan Hughes (6 games)	1993-98

Most Punt Returns, Game

4	Mike Garrett vs. Oakland	Jan. 4, 1970
4	Tamarick Vanover vs. Indianapolis	Jan. 7, 1996
4	Frankie Hammond Jr. at Houston	Jan. 9, 2016

Most Punt Return Yards, Career

84	Danan Hughes (6 games)	1993-98
73	Mike Garrett (6 games)	1966-70
61	Frankie Hammond Jr. (2 games)	2015
44	Tamarick Vanover (2 games)	1995-99

Most Punt Return Yards, Game

42	Danan Hughes at Houston	Jan. 16, 1994
37	Mike Garrett at Buffalo	Jan. 1, 1967
34	Tamarick Vanover vs. Indianapolis	Jan. 7, 1996
34	Frankie Hammond Jr. at Houston	Jan. 9, 2016
31	Danan Hughes vs. Pittsburgh	Jan. 8, 1994

Longest Punt Return

35	Danan Hughes at Houston	Jan. 16, 1994
27	Mike Garrett at Buffalo	Jan. 1, 1967
15	Danan Hughes vs. Pittsburgh	Jan. 8, 1994

Highest Punt Return Average, Career (10 returns)

6.6	Mike Garrett (6 games: 11-73)	1966-70
-----	-------------------------------	---------

Highest Punt Return Average, Game (3 returns)

14.0	Danan Hughes at Houston (3-42)	Jan. 16, 1994
12.3	Mike Garrett at Buffalo (3-37)	Jan. 1, 1967
10.3	Danan Hughes vs. Pittsburgh (3-31)	Jan. 8, 1994

Most Touchdowns

0

Kickoff Returns

Most Kickoff Returns, Career

10	John Stephens (3 games)	1993
10	Dante Hall (2 games)	2000-06
7	Quintin Demps (1 game)	2013
5	Bert Coan (2 games)	1963-68
5	Noland Smith (1 game)	1967-69
5	Tamarick Vanover (2 games)	1995-99

Most Kickoff Returns, Game

7	Dante Hall vs. Indianapolis	Jan. 11, 2004
7	Quintin Demps at Indianapolis	Jan. 4, 2014
5	Noland Smith vs. Oakland	Dec. 22, 1968
5	John Stephens at Buffalo	Jan. 23, 1994

Most Kickoff Return Yards, Career

266	Dante Hall (2 games)	2000-06
199	John Stephens (3 games)	1993
196	Knile Davis (3 games)	2013-15
187	Quintin Demps (1 game)	2013
154	Ed Podolak (1 game)	1969-77

Most Kickoff Return Yards, Game

208	Dante Hall vs. Indianapolis	Jan. 11, 2004
187	Quintin Demps at Indianapolis	Jan. 4, 2014
154	Ed Podolak vs. Miami	Dec. 25, 1971
106	Knile Davis at Houston	Jan. 9, 2016
90	Knile Davis at New England	Jan. 16, 2016
89	John Stephens vs. Buffalo	Jan. 23, 1994
87	Bert Coan vs. Green Bay	Jan. 15, 1967
83	Dexter McCluster vs. Baltimore	Jan. 9, 2011

Longest Kickoff Return

106	Knile Davis at Houston	Jan. 9, 2016
(TD)		
92 (TD)	Dante Hall vs. Indianapolis	Jan. 11, 2004
78	Ed Podolak vs. Miami	Dec. 25, 1971
46	Dante Hall vs. Indianapolis	Jan. 11, 2004
36	Dexter McCluster vs. Baltimore	Jan. 9, 2011
35	Bert Coan at Buffalo	Jan. 1, 1967

Highest Kickoff Return Average, Career (10 returns)

26.6	Dante Hall (2 games: 10-266)	2000-06
19.9	John Stephens (3 games: 10-199)	1993

Highest Kickoff Return Average, Game (3 returns)

51.3	Ed Podolak vs. Miami (3-154)	Dec. 25, 1971
30.0	Knile Davis at New England (3-90)	Jan. 16, 2016
29.7	Dante Hall vs. Indianapolis (7-208)	Jan. 11, 2004
26.7	Quintin Demps at Indianapolis (7-187)	Jan. 4, 2014
24.0	John Stephens vs. Pittsburgh (3-72)	Jan. 8, 1994
23.0	Tamarick Vanover vs. Denver (3-69)	Jan. 4, 1998

Most Kickoff Return Touchdowns, Career

1	Dante Hall (2 games)	2000-06
1	Knile Davis (2 games)	2013-15

Interceptions By

Most Interceptions, Career

5	Emmitt Thomas (7 games)	1966-78
4	Johnny Robinson (8 games)	1960-71
3	Jim Marsalis (4 games)	1969-75
3	Deron Cherry (4 games)	1981-91

Most Interceptions, Game

2	Johnny Robinson vs. Houston	Dec. 23, 1962
2	Jim Marsalis at N.Y. Jets	Dec. 20, 1969
2	Emmitt Thomas at Oakland	Jan. 4, 1970
2	Deron Cherry vs. L.A. Raiders	Dec. 28, 1991
2	Ty Law at Indianapolis	Jan. 6, 2007
2	Husain Abdullah at Indianapolis	Jan. 4, 2014

Most Consecutive Games, Interceptions

3	Emmitt Thomas	1969
---	---------------	------

Most Interception Return Yards, Career

131	Johnny Robinson (8 games)	1960-71
101	Emmitt Thomas (7 games)	1966-78
65	Jim Marsalis (4 games)	1969-75

Most Interception Return Yards, Game

72	Johnny Robinson at Buffalo	Jan. 1, 1967
69	Emmitt Thomas vs. Oakland	Jan. 4, 1970
50	Johnny Robinson vs. Houston	Dec. 23, 1962

Longest Interception Return

72	Johnny Robinson at Buffalo	Jan. 1, 1967
62	Emmitt Thomas at Oakland	Jan. 4, 1970
43	Ty Law at Indianapolis	Jan. 6, 2007
37	Johnny Robinson vs. Houston	Dec. 23, 1962

Most TDs, Career

0	0
---	---

Sacks

Most Sacks, Career

6.5	Derrick Thomas (10 games)	1989-99
6.5	Neil Smith (9 games)	1988-96
5.0	Aaron Brown (6 games)	1966-72

Most Sacks, Game

3 Aaron Brown at Oakland Jan. 4, 1970
2 Eight times; By seven players

Last: Allen Bailey at Houston Jan. 9, 2016

Playoff Team



* - Playoff Game ** - Super Bowl

Scoring

Most Points, Game

44	at Indianapolis	Jan. 4, 2014
31	at Buffalo	Jan. 1, 1967
31	vs. Indianapolis	Jan. 11, 2004
30	at Houston	Jan. 9, 2016
28	at Houston	Jan. 16, 1994
27	vs. Pittsburgh	Jan. 8, 1994

Most Touchdowns, Game

5	at Indianapolis	Jan. 4, 2014
4	at Buffalo	Jan. 1, 1967
4	at Houston	Jan. 16, 1994
4	vs. Indianapolis	Jan. 11, 2004
3	Three times; Last, at Houston	Jan. 9, 2016

First Downs

Most First Downs, Game

30	at Indianapolis	Jan. 4, 2014
28	vs. Pittsburgh	Jan. 8, 1994
27	at New England	Jan. 16, 2016
24	at Miami	Dec. 31, 1994
24	vs. Indianapolis	Jan. 11, 2004
23	vs. Miami	Dec. 25, 1971

Fewest First Downs, Game

7	at Indianapolis	Jan. 6, 2007
8	vs. Baltimore	Jan. 9, 2011
13	at Oakland	Dec. 22, 1968
13	at Oakland	Jan. 4, 1970
14	Three times; Last, at Buffalo	Jan. 5, 1992

Net Yards Rushing and Passing

Most Net Yards, Game

513	at Indianapolis	Jan. 4, 2014
451	vs. Miami	Dec. 25, 1971
414	at Miami	Dec. 31, 1994
408	vs. Indianapolis	Jan. 11, 2004
401	vs. Pittsburgh	Jan. 8, 1994

Fewest Net Yards, Game

126	at Indianapolis	Jan. 6, 2007
161	vs. Baltimore	Jan. 9, 2011
204	vs. L.A. Raiders	Dec. 28, 1991
207	at Oakland	Jan. 4, 1970
213	at Buffalo	Jan. 5, 1992

Rushing

Most Rushing Attempts, Game

54	vs. Houston	Dec. 23, 1962
44	vs. Miami	Dec. 25, 1971
41	vs. Minnesota	Jan. 11, 1970

Fewest Rushing Attempts, Game

17	at Indianapolis	Jan. 6, 2007
18	at Houston	Jan. 16, 1994
19	vs. Green Bay	Jan. 15, 1967
19	at San Diego	Jan. 2, 1993
19	vs. Baltimore	Jan. 9, 2011

Most Rushing Yards, Game

213	vs. Miami	Dec. 25, 1971
199	vs. Houston	Dec. 23, 1962
196	vs. Indianapolis	Jan. 11, 2004
151	vs. Minnesota	Jan. 11, 1970
150	at Indianapolis	Jan. 4, 2014

Fewest Rushing Yards, Game

44	at Indianapolis	Jan. 6, 2007
52	at Buffalo	Jan. 23, 1994
61	at San Diego	Jan. 2, 1993
67	at N.Y. Jets	Dec. 28, 1968
70	at Oakland	Dec. 22, 1968

Most Rushing Touchdowns, Game

2	at Buffalo	Jan. 1, 1967
2	at Oakland	Jan. 4, 1970
2	vs. Miami	Dec. 25, 1971
2	vs. Indianapolis	Jan. 11, 2004

Passing

Most Passing Attempts, Game

52	at Buffalo	Jan. 23, 1994
50	at New England	Jan. 16, 2016
46	at Indianapolis	Jan. 4, 2014
44	vs. Pittsburgh	Jan. 8, 1994

37 at Miami Dec. 31, 1994
37 vs. Denver Jan. 4, 1998

Fewest Passing Attempts, Game

14 vs. Houston Dec. 23, 1962
14 vs. L.A. Raiders Dec. 28, 1991
17 at Oakland Jan. 4, 1970
17 vs. Minnesota Jan. 11, 1970

Most Completions, Game

30 at Indianapolis Jan. 4, 2014
29 vs. Pittsburgh Jan. 8, 1994
29 at New England Jan. 16, 2016
26 at Miami Dec. 31, 1994
25 at Buffalo Jan. 23, 1994

Fewest Completions, Game

7 at Oakland Jan. 4, 1970
9 vs. Houston Dec. 23, 1962
9 vs. L.A. Raiders Dec. 28, 1991
9 vs. Baltimore Jan. 9, 2011

Most Gross Passing Yards, Game

378 at Indianapolis Jan. 4, 2014
323 at Buffalo Jan. 23, 1994
314 at Miami Dec. 31, 1994
299 at Houston Jan. 16, 1994
299 vs. Pittsburgh Jan. 8, 1994

Fewest Gross Passing Yards, Game

70 vs. Baltimore Jan. 9, 2011
88 vs. Houston Dec. 23, 1962
79 vs. L.A. Raiders Dec. 28, 1991
107 at Indianapolis Jan. 6, 2007

Most Times Sacked, Game

9 at Buffalo Jan. 1, 1967
7 at San Diego Jan. 2, 1993
6 vs. Houston Dec. 23, 1962
6 vs. Green Bay Jan. 15, 1967

Most Passing Touchdowns, Game

4 at Indianapolis Jan. 4, 2014
3 at Houston Jan. 16, 1994
2 Three times; Last at Miami Dec. 31, 1994

Most Interceptions Thrown, Game

4 at Oakland Dec. 22, 1968
4 at Buffalo Jan. 5, 1992
3 vs. Indianapolis Jan. 7, 1996
3 vs. Baltimore Jan. 9, 2011

Interceptions By

Most Interceptions By, Game

5 vs. Houston Dec. 23, 1962
4 at Oakland Jan. 4, 1970
4 vs. L.A. Raiders Dec. 28, 1991
4 at Houston Jan. 9, 2016

Penalties

Most Penalties, Game

10 at Buffalo Jan. 5, 1992
7 Three times; Last vs. Denver Jan. 4, 1998

Fewest Penalties, Game

1 at N.Y. Jets Dec. 28, 1986
2 at Indianapolis Jan. 6, 2007
2 at Indianapolis Jan. 4, 2014
3 Twice; Last vs. Indianapolis Jan. 7, 1996

Most Yards Penalized, Game

65 vs. Denver Jan. 4, 1998
63 at N.Y. Jets Dec. 20, 1969
62 at San Diego Jan. 2, 1993

Fewest Yards Penalized, Game

5 at N.Y. Jets Dec. 28, 1986
13 at Indianapolis Jan. 6, 2007
15 at Miami Dec. 31, 1994
15 at Indianapolis Jan. 4, 2014
20 vs. L.A. Raiders Dec. 28, 1991

Fumbles

Most Fumbles, Game

5 at Oakland Jan. 4, 1970
3 Three times; Last, vs. Miami Dec. 31, 1994

Most Fumbles Lost, Game

4 at Oakland Jan. 4, 1970
2 vs. Miami Dec. 25, 1971
2 vs. Baltimore Jan. 9, 2011

Most Turnovers, Game

5 vs. Baltimore Jan. 9, 2011
4 at Oakland Dec. 22, 1968
4 at Oakland Jan. 4, 1970
4 vs. Miami Dec. 25, 1971

4 at Buffalo Jan. 5, 1992

4 vs. Indianapolis Jan. 7, 1996



* - Playoff Game ** - Super Bowl

Scoring

Fewest Points Allowed, Game

0	at Houston	Jan. 9, 2016
6	at N.Y. Jets	Dec. 20, 1969
6	vs. L.A. Raiders	Dec. 28, 1991

Most Points Allowed, Game

45	at Indianapolis	Jan. 4, 2014
41	at Oakland	Dec. 22, 1968
38	vs. Indianapolis	Jan. 11, 2004
37	at Buffalo	Jan. 5, 1992
35	vs. Green Bay	Jan. 15, 1967
35	at N.Y. Jets	Dec. 28, 1986

Fewest Touchdowns Allowed, Game

0	at N.Y. Jets	Dec. 20, 1969
0	vs. L.A. Raiders	Dec. 28, 1991
0	at Houston	Jan. 9, 2016

Most Touchdowns Allowed, Game

6	at Indianapolis	Jan. 4, 2014
5	vs. Green Bay	Jan. 15, 1967
5	at Oakland	Dec. 22, 1968
5	at N.Y. Jets	Dec. 28, 1986
5	vs. Indianapolis	Jan. 11, 2004

First Downs

Fewest First Downs Allowed, Game

9	at Buffalo	Jan. 1, 1967
13	vs. Minnesota	Jan. 11, 1970
14	at Houston	Jan. 9, 2016
16	Three times; Last vs. Denver	Jan. 4, 1998

Most First Downs Allowed, Game

30	at Buffalo	Jan. 23, 1994
29	at Buffalo	Jan. 5, 1992
28	at Indianapolis	Jan. 6, 2007
28	at Indianapolis	Jan. 4, 2014
27	vs. Indianapolis	Jan. 11, 2004

Net Yards Rushing and Passing

Fewest Net Yards Allowed, Game

226	at Houston	Jan. 9, 2016
233	at Oakland	Jan. 4, 1970
235	at N.Y. Jets	Dec. 20, 1969
239	vs. Minnesota	Jan. 11, 1970
249	vs. Indianapolis	Jan. 7, 1996

Most Net Yards Allowed, Game

536	at Indianapolis	Jan. 4, 2014
454	at Oakland	Dec. 22, 1968
448	at Buffalo	Jan. 5, 1992
435	at Indianapolis	Jan. 6, 2007
434	vs. Indianapolis	Jan. 11, 2004

Rushing

Fewest Rushing Attempts, Game

13	at Buffalo	Jan. 1, 1967
14	at Houston	Jan. 16, 1994
14	at New England	Jan. 16, 2016
19	vs. Minnesota	Jan. 11, 1970
19	at Indianapolis	Jan. 4, 2014

Most Rushing Attempts, Game

46	at Buffalo	Jan. 5, 1992
46	at Buffalo	Jan. 23, 1994
43	vs. Miami	Dec. 25, 1971

Fewest Rushing Yards Allowed, Game

38	at New England	Jan. 16, 2016
39	at Houston	Jan. 16, 1994
40	at Buffalo	Jan. 1, 1967
67	vs. Minnesota	Jan. 11, 1970

Most Rushing Yards Allowed, Game

229	at Buffalo	Jan. 23, 1994
192	at San Diego	Jan. 2, 1993
188	at Indianapolis	Jan. 6, 2007
180	at Buffalo	Jan. 5, 1992

Most Rushing Touchdowns Allowed, Game

3	vs. Green Bay	Jan. 15, 1967
3	at Buffalo	Jan. 23, 1994
2	Four times; Last, vs. Indianapolis	Jan. 11, 2004

Passing

Fewest Passing Attempts Allowed, Game

19	vs. Denver	Jan. 4, 1998
23	at N.Y. Jets	Dec. 28, 1986
23	vs. L.A. Raiders	Dec. 28, 1991
23	at San Diego	Jan. 2, 1993

Most Passing Attempts Allowed, Game

46	vs. Houston	Dec. 23, 1962
45	at Oakland	Jan. 4, 1970
45	at Indianapolis	Jan. 4, 2014
43	at Houston	Jan. 16, 1994
42	at New England	Jan. 16, 2016
42	vs. Pittsburgh	Jan. 16, 1994

Fewest Completions Allowed, Game

10	vs. Denver	Jan. 4, 1998
12	at Buffalo	Jan. 1, 1967
12	vs. L.A. Raiders	Dec. 28, 1991
12	vs. Indianapolis	Jan. 7, 1996

Most Completions Allowed, Game

32	at Houston	Jan. 16, 1994
31	at Indianapolis	Jan. 6, 2007
29	at Indianapolis	Jan. 4, 2014
28	at New England	Jan. 16, 2016
25	vs. Baltimore	Jan. 9, 2011

Fewest Gross Passing Yards Allowed, Game

112	vs. Indianapolis	Jan. 7, 1996
136	at Houston	Jan. 9, 2016
140	vs. L.A. Raiders	Dec. 28, 1991
153	at N.Y. Jets	Dec. 28, 1986
160	at Buffalo	Jan. 23, 1994

Most Passing Yards Allowed, Game

443	at Indianapolis	Jan. 4, 2014
347	at Oakland	Dec. 22, 1968
306	at Houston	Jan. 16, 1994
304	vs. Indianapolis	Jan. 11, 2004
302	at New England	Jan. 16, 2016

Most Passing Touchdowns Allowed, Game

5	at Oakland	Dec. 22, 1968
4	at Indianapolis	Jan. 4, 2014
3	Four times; Last, vs. Indianapolis	Jan. 11, 2004

Sacks

Most Sacks, Game

9	at Houston	Jan. 16, 1994
5	at San Diego	Jan. 2, 1993
4	at Oakland	Jan. 4, 1970
4	at Buffalo	Jan. 1, 1967
4	vs. Baltimore	Jan. 9, 2011

Interceptions

Most Interceptions By, Game

5	vs. Houston	Dec. 23, 1962
4	at Oakland	Jan. 4, 1970
4	vs. L.A. Raiders	Dec. 28, 1991
4	at Houston	Jan. 9, 2016

Playoff Opponent Individual



* - Playoff Game ** - Super Bowl

Single Game

Total Points

18	Fred Biletnikoff, Oakland	Dec. 22, 1968
18	Thurman Thomas, Buffalo	Jan. 23, 1994
15	Scott Norwood, Buffalo	Jan. 5, 1992
14	Steve Christie, Buffalo	Jan. 23, 1994

Total Touchdowns

3	Fred Biletnikoff, Oakland	Dec. 22, 1968
3	Thurman Thomas, Buffalo	Jan. 23, 1994
2	Max McGee, Green Bay	Jan. 15, 1967
2	Elijah Pitts, Green Bay	Jan. 15, 1967
2	Warren Wells, Oakland	Dec. 22, 1968
2	Freeman McNeil, N.Y. Jets	Dec. 28, 1986
2	Andre Reed, Buffalo	Jan. 5, 1992
2	Terrell Davis, Denver	Jan. 4, 1998
2	Edgerrin James, Indianapolis	Jan. 11, 2004
2	T.Y. Hilton, Indianapolis	Jan. 4, 2014
2	Donald Brown, Indianapolis	Jan. 4, 2014
2	Rob Gronkowski, New England	Jan. 16, 2016

Field Goals

3	Scott Norwood, Buffalo	Jan. 5, 1992
3	Steve Christie, Buffalo	Jan. 23, 1994
3	Adam Vinatieri, Indianapolis	Jan. 6, 2007
3	Billy Cundiff, Baltimore	Jan. 9, 2011
2	George Blanda, Oakland	Dec. 22, 1968
2	Jim Turner, N.Y. Jets	Dec. 20, 1969
2	Garo Yepremian, Miami	Dec. 25, 1971
2	Jeff Jaeger, L.A. Raiders	Dec. 28, 1991
2	Al Del Greco, Houston	Jan. 16, 1994
2	Pete Stoyanovich, Miami	Dec. 31, 1994
2	Stephen Gostkowski, New England	Jan. 16, 2016

Pass Attempts (All 40+)

46	George Blanda, Houston	Dec. 23, 1962
45	Andrew Luck, Indianapolis	Jan. 4, 2014
43	Warren Moon, Houston	Jan. 16, 1994
42	Neil O'Donnell, Pittsburgh	Jan. 8, 1994
42	Tom Brady, New England	Jan. 16, 2016
40	Joe Namath, N.Y. Jets	Dec. 20, 1969

Pass Completions

32	Warren Moon, Houston	Jan. 16, 1994
31	Peyton Manning, Indianapolis	Jan. 6, 2007
29	Andrew Luck, Indianapolis	Jan. 4, 2014
28	Tom Brady, New England	Jan. 16, 2016
25	Joe Flacco, Baltimore	Jan. 9, 2011

23	George Blanda, Houston	Dec. 23, 1962
23	Jim Kelly, Buffalo	Jan. 5, 1992
23	Neil O'Donnell, Pittsburgh	Jan. 8, 1994

Passing Yards (All 300+)

443	Andrew Luck, Indianapolis	Jan. 4, 2014
345	Daryle Lamonica, Oakland	Dec. 22, 1968
306	Warren Moon, Houston	Jan. 16, 1994
304	Peyton Manning, Indianapolis	Jan. 11, 2004
302	Tom Brady, New England	Jan. 16, 2016

Long Pass

69	Jack Kemp	
	to Elbert Dubenion, Buffalo	Jan. 1, 1967

Touchdown Passes

5	Daryle Lamonica, Oakland	Dec. 22, 1968
4	Andrew Luck, Indianapolis	Jan. 4, 2014
3	Pat Ryan, N.Y. Jets	Dec. 28, 1986
3	Jim Kelly, Buffalo	Jan. 5, 1992
3	Neil O'Donnell, Pittsburgh	Jan. 8, 1994
3	Peyton Manning, Indianapolis	Jan. 11, 2004

Interceptions Thrown

5	George Blanda, Houston	Dec. 23, 1962
4	Todd Marinovich, L.A. Raiders	Dec. 28, 1991
4	Brian Hoyer, Houston	Jan. 9, 2016
3	Joe Namath, N.Y. Jets	Dec. 20, 1969
3	Daryle Lamonica, Oakland	Jan. 4, 1970
3	Jim Kelly, Buffalo	Jan. 5, 1992
3	Peyton Manning, Indianapolis	Jan. 6, 2007
3	Andrew Luck, Indianapolis	Jan. 4, 2014

Rushing Attempts

33	Thurman Thomas, Buffalo	Jan. 23, 1994
31	Freeman McNeil, N.Y. Jets	Dec. 28, 1986
26	Edgerrin James, Indianapolis	Jan. 11, 2004
25	Leroy Thompson, Pittsburgh	Jan. 8, 1993
25	Terrell Davis, Denver	Jan. 4, 1998
25	Joseph Addai, Indianapolis	Jan. 6, 2007

Rushing Yards (All 100+)

186	Thurman Thomas, Buffalo	Jan. 23, 1994
135	Freeman McNeil, N.Y. Jets	Dec. 28, 1986
125	Edgerrin James, Indianapolis	Jan. 11, 2004
122	Joseph Addai, Indianapolis	Jan. 6, 2007
119	Marion Butts, San Diego	Jan. 2, 1993
107	Nick Bell, L.A. Raiders	Dec. 28, 1991
101	Terrell Davis, Denver	Jan. 4, 1998
100	Thurman Thomas, Buffalo	Jan. 5, 1992

Rushing Touchdowns

3	Thurman Thomas, Buffalo	Jan. 23, 1994
2	Elijah Pitts, Green Bay	Jan. 15, 1967
2	Freeman McNeil, N.Y. Jets	Dec. 28, 1986
2	Terrell Davis, Denver	Jan. 4, 1998
2	Edgerrin James, Indianapolis	Jan. 11, 2004

Long Run

54	Marion Butts, San Diego	Jan. 2, 1993
----	-------------------------	--------------

Pass Receptions

13	T.Y. Hilton, Indianapolis	Jan. 4, 2014
10	Todd Heap, Baltimore	Jan. 9, 2011
10	Julian Edelman, New England	Jan. 16, 2016
9	Haywood Jeffires, Houston	Jan. 16, 1994
9	Dallas Clark, Indianapolis	Jan. 6, 2007
8	Charles Smith, Oakland	Jan. 4, 1970
7	Max McGee, Green Bay	Jan. 15, 1967
7	Fred Biletnikoff, Oakland	Dec. 22, 1968
7	John Henderson, Minnesota	Jan. 1, 1970
7	Paul Warfield, Miami	Dec. 25, 1971
7	Jeff Graham, Pittsburgh	Jan. 8, 1994
7	Joseph Addai, Indianapolis	Jan. 6, 2007
7	Rob Gronkowski, New England	Jan. 16, 2016

Receiving Yards (All 100+)

224	T.Y. Hilton, Indianapolis	Jan. 4, 2014
180	Fred Biletnikoff, Oakland	Dec. 22, 1968
140	Paul Warfield, Miami	Dec. 25, 1971
138	Max McGee, Green Bay	Jan. 15, 1967
127	Bobby Burnett, Buffalo	Jan. 11, 1967
111	John Henderson, Minnesota	Jan. 11, 1970
108	Todd Heap, Baltimore	Jan. 9, 2011
103	Dallas Clark, Indianapolis	Jan. 6, 2007
100	Andre Reed, Buffalo	Jan. 5, 1992

100	Julian Edelman, New England	Jan. 16, 2016
-----	-----------------------------	---------------

Touchdown Receptions

3	Fred Biletnikoff, Oakland	Dec. 22, 1968
2	Max McGee, Green Bay	Jan. 15, 1967
2	Warren Wells, Oakland	Dec. 22, 1968
2	Andre Reed, Buffalo	Jan. 5, 1992
2	T.Y. Hilton, Indianapolis	Jan. 4, 2014
2	Rob Gronkowski, New England	Jan. 16, 2016

Interceptions Made

2	Kirby Jackson, Buffalo	Jan. 5, 1992
---	------------------------	--------------

Long Interception Return

50	Willie Wood, Green Bay	Jan. 15, 1967
----	------------------------	---------------

Long Punt Return

26	Russell Copeland, Buffalo	Jan. 23, 1994
----	---------------------------	---------------

Long Kickoff Return

52	George Atkinson, Oakland	Jan. 4, 1970
----	--------------------------	--------------

Long Punt

64	Reggie Roby, Miami	Jan. 5, 1991
----	--------------------	--------------

Long Field Goal (All 50+)

58	Pete Stoyanovich, Miami	Jan. 5, 1991
50	Adam Vinatieri, Indianapolis	Jan. 6, 2007

Sacks

3	Gerald Williams, Pittsburgh	Jan. 8, 1994
3	Whitney Mercilus, Houston	Jan. 9, 2016



CHIEFS

FEATURE CLIPPINGS

THIS IS CHIEFS KINGDOM

TEAM

1. How the **Chiefs** became 'the team that people don't want to play' (Kansas City Star) **2**
2. Former high school football player James McGinnis realizes dream of meeting Chiefs (Kansas City Star) **6**
3. **Chiefs** defenders, young and old, collect takeaway souvenirs (Kansas City Star) **8**

EXECUTIVES/COACHES

1. **Clark** and **Tavia Hunt** Serve as Honorary Chairs for 2016 JDRF Dream Gala (Chiefs.com) **10**
2. **Chiefs President Mark Donovan** Shares Plans for St. Louis Market (Chiefs.com) **11**
3. **Chiefs** announce **Brad Childress**, **Matt Nagy** will be co-offensive coordinators (Kansas City Star) **13**
4. Family, Friends, and Football: The **Andy Reid** Story (Chiefs.com) **16**
5. The Life and Career of **Chiefs GM John Dorsey** (Chiefs.com) **35**

PLAYERS

1. **Eric Berry** named NFL's Comeback Player of the Year (NFL) **56**
2. **Chiefs Marcus Peters** named NFL's defensive rookie of the year (Kansas City Star) **57**
3. **Chiefs LB Derrick Johnson**: "I want to be a part of it" (Chiefs.com) **58**
4. **Chiefs'** expensive acquisition of **Mitchell Schwartz** makes sense in AFC West (Kansas City Star) **61**
5. **Chiefs' Andy Reid** is the guy **Nick Foles** wanted to play for (ESPN) **64**
6. **Tamba Hali** is Documenting His First Trip Home to Liberia in 24 Years on Social Media (Chiefs.com) **66**
7. **Jeremy Maclin** Honored with Distinguished American Award (Chiefs.com) **67**
8. **Tamba Hali** Continues to Exemplify Special Leadership Traits (Chiefs.com) **68**
9. **Derrick Johnson** Raised \$110,000 At This Year's Celebrity Waiter Night (Chiefs.com) **69**
10. **Eric Berry** Wins George Halas Award (AP) **70**
11. Offseason workouts with **Jeremy Maclin** pay off for **Chiefs' Conley** and **Wilson** (Kansas City Star) **71**
12. Brazilian athletes in **KC** set to watch Olympics with fingers crossed (Kansas City Star) **74**
13. **Derrick Johnson's** long journey, relentless professionalism, and 'a little craziness' (Kansas City Star) **76**
14. **Chiefs** see center **Mitch Morse** as seasoned beyond his two years (Kansas City Star) **78**
15. **Chiefs'** '3 Amigos' want to win games, sell shirts and 'eat greedy' (Kansas City Star) **80**
16. With injuries to linebackers, it's **Dee Ford's** time to drive **Chiefs'** pass rush (Kansas City Star) **83**
17. Chiefs' **Derrick Johnson** mentor to young linebacker corps (Chiefs Digest) **85**
18. From Sapelo Island to the NFL: **Allen Bailey** (Chiefs.com) **87**
19. A Tale of Two Passions: The Life of **Chiefs Guard Laurent Duvernay-Tardif** (Chiefs.com) **95**
20. **Alex Smith** sheds Captain Checkdown label, becomes Captain Comeback (Kansas City Star) **107**

(Team)

How the Chiefs became 'the team that people don't want to play'

Sam Mellinger
Kansas City Star
January 2, 2016

Albert Lewis is a fan, even now, 17 years after his last NFL game, and of course he follows the Chiefs closely because how could he not? He played most of his 16 seasons and 225 games in a red helmet with an arrowhead on the sides. His name is spelled in bold black letters inside Arrowhead Stadium, forever a member of the Chiefs' ring of honor.

Football is a business, he likes to say, so he does not come to this as a blind fan but there is a little more pride in his voice when he talks about his favorite former employer. Especially now, nine wins deep into a franchise-changing win streak. He says it's largely the same feeling whether you're a fan, player, former player or, it seems, a former player who now coaches for perhaps the game's top Super Bowl contender.

Like, Kevin Ross, who shared a defensive backfield with Lewis in Kansas City and now coaches cornerbacks for the Cardinals.

"We had a conversation about this the other day," Lewis said. "He said, 'Man, the team that people don't want to play is the Chiefs.'"

A caveat: nothing in American sports promotes overreaction like football, and especially in the NFL, games are won and seasons are lost on a razor's edge. The conversation around the Chiefs would be different if, for instance, Danny Woodhead caught that final pass at Arrowhead or if the Browns had completed that comeback instead of going all Browns.

But results matter, and by now the Chiefs have a tall enough stack of irrefutable results that they have not only changed their season and perhaps the futures of some coaches, but they've changed the look, feel and even the odds of the AFC playoffs.

Because a conspiracy of favorable external context (top teams appearing vulnerable) and internal fortitude (one of the greatest in-season turnarounds in NFL history) has reshaped the way the AFC will be decided.

Going into week 7, the Chiefs were a 300:1 longshot to win the Super Bowl, according to Bovada. Only the Ravens, Bears, Browns and Jaguars had worse odds. Now, the Chiefs are a 14:1 bet. Only the Patriots and Broncos have better odds among AFC teams. Football

Outsiders' leading metric has the Chiefs as second in overall team efficiency, and first among AFC teams.

This is more than a market correction. The closer you look at both the Chiefs and the teams they'll compete against, the better you feel about their chances to win a playoff game for the first time in 22 years, and possibly more.

Some of this is the simple logic that most of the reasons to doubt the Chiefs are buried under more than two months of nothing but success. They are giving up 13.2 points per game since week 5. Since the turn of the century, only five teams have been more effective defensively. Two of them made their conference championship games. A third was the 2000 Ravens, the Super Bowl champions and one of the best defenses of all time.

Quoting statistics like this can be notoriously misleading, and in this particular case the stretch used coincides with a severe drop-off in competition. So dismiss if you'd like.

But it also lines up with the Chiefs becoming more of what they now are. They played the first three games without top cornerback Sean Smith (who is allowing only 51.4 percent of his targets to be completed, according to Pro Football Focus). Dontari Poe, recovering from back surgery, went from playing less than 60 percent of the total snaps the first three weeks to about 80 percent in the 12 games since.

Similarly, Eric Berry (Hodgkin lymphoma) and Derrick Johnson (ruptured Achilles) have played faster and stronger as the season has progressed, and Marcus Peters has gone from good to great in the second half.

What's more, the Chiefs have played much of the last two months without Justin Houston (their best overall player) and Husain Abdullah (severely underrated and under appreciated). They played last week without Houston and Tamba Hali. All three players should be back for the playoffs.

The NFL has long marketed and valued offense over defense, but half of the last 10 Super Bowl teams have ranked either first or second in points allowed. Only three have ranked in the top five in points scored. Even with that rotten start, and basically five straight games without Houston, the Chiefs rank second in points allowed.

What's more, the Chiefs have scored six touchdowns on defense, meaning the opposition is averaging just 15.2 net points per game with its offense on the field. No team in the league has been better and, again, that includes the Chiefs' terrible first month.

The Chiefs' offense is not as good as the defense, but its also much better than most casual fans probably realize. They are ninth in the league in points, and tied for ninth in yards per play, seventh in percentage of drives ending in points, and first in fewest turnovers.

Their offense is likely better than the tropes about Alex Smith's arm and Andy Reid's clock management allow, too.

In particular with Smith, the common criticisms and institutionalized doubts are both mostly earned but also a bad fit for how he has performed since October.

Smith has played three playoff games in his career. He beat Drew Brees in a shootout, was kneecapped by special teams mistakes in a loss to a defense that beat Aaron Rodgers and Tom Brady and won the Super Bowl, and threw for 378 yards and four touchdowns in a loss in which he played without Jamaal Charles and a starting receiver and still scored 44 points.

By virtually any measure, Smith is playing better than ever. He already has set career highs in yards, advanced metrics like Total Quarterback Rating have him on a career-best path, and studies of his play show more comfort and willingness to throw deep. In addition to all of that, he is one of the game's best running quarterbacks. His 437 yards rank fourth, and his 5.8 yards per rush average is higher than Cam Newton, Russell Wilson and Tyrod Taylor. Thirty-two of his 76 rushes have resulted in first downs or touchdowns, including 17 of 26 on third or fourth down.

Here's a sentence you didn't expect to be true: with the Steelers a relative longshot to make the playoffs, Alex Smith could be the best quarterback in the AFC postseason after Tom Brady.

This is not hyperbole.

His health, career postseason record and recent performance are all better than Andy Dalton. Denver's quarterback situation is a weekly soap opera, and Houston's is as bad as any playoff team in recent history. Ryan Fitzpatrick is having a very good season, and the Jets' receivers are better than the Chiefs', but he is also Ryan Fitzpatrick.

Wider comparisons of the Chiefs and their postseason competition are similar, and without the stink of their franchise's sorry playoff record, the reasons that Ross and others around the league see the Chiefs as so dangerous would be easier to see.

There are no perfect teams. The Patriots have Bill Belichick, Tom Brady and Rob Gronkowski but little else. They've suffered an astounding number of injuries, and gave up 65 points in consecutive losses to Denver and Philadelphia.

The Bengals have lost four of their last seven, beating only the Rams, Browns and 49ers, and will be playing with either A.J. McCarron or a diminished Andy Dalton, and have their own recent playoff failures. The Jets are probably undervalued by many, winning five in a row, but remain statistically unimposing, particularly on offense. The Steelers were just blown out by the awful Ravens, and the Texans are a product of the loophole that puts all division winners, no matter how mediocre, into the postseason.

So, strange as it may sound, the Chiefs have a real shot at this.

You know, it's not just former stars like Ross and Lewis who are high on the current group. Nick Lowery, the former kicker who is also in the team's ring of honor, spent much of a wide-ranging 30-minute conversation on a sort of magic he sees in this team.

Like many with ties to Kansas City, Lowery became enthralled with the Royals these last two years. The comebacks, the camaraderie, the relentlessness. It is almost certainly a coincidence of geography, but he sees a lot of similarities with the football team.

"They are playing almost like the Royals brand of football," Lowery said. "No major stars. They have no stars, but lots of heroes. Guys who understand what it takes to win, don't seem to care who gets the credit, and seem completely bought in on the bigger cause. That is the juice in the bottle that is the most elusive of all."

Lowery knows much of the Chiefs' postseason heartbreak in an undeniably personal way. As much as any fan, he has reason to be cynical. But as much as any football man, he also sees reason to be confident.

That's the inner conflict that will be determined by the rest of this Chiefs season, first on Sunday against the Raiders, and then, somehow, the next week in the playoff.

(Team)

Former high school football player James McGinnis realizes dream of meeting Chiefs

RUTH BAUM BIGUS
Kansas City Star
August 3, 2016

Attending a training camp practice is a big deal for most Chiefs fans. But the visit to Missouri Western State University proved extra special for one young man this week.

Former Olathe East High School football player James McGinnis made the journey to St. Joseph with his parents, Patrick and Susan, almost two years after suffering a traumatic brain injury in a game against rival Olathe South.

Now 20, James and his folks waited along the helmet walk to meet offensive lineman Mitch Morse. After a big bear hug from Morse, the two walked up the hill toward the Chiefs' locker room. Morse provided a little support for James, who still struggles with balance issues.

"I really appreciate how great you and all the Chiefs have been," James told Morse.

"The thing is, we're only as good as the people who support us, so we really appreciate all of you who support us," said Morse, who led James to a bench where they could sit and chat.

Morse then made a point of introducing James to other players as they walked to the locker room. With big smiles on their faces, Chiefs players bantered and posed for photos with James and his parents and autographed a football they brought to camp.

James showed the players the "I love you" symbol in American sign language — a gesture that he and his family had shared before his injury, and the first movement James demonstrated as he was coming out of a coma after his injury. The McGinnises also shared decals of the symbol with the players.

James said the best part of his visit was getting to meet running back Knile Davis, one of his favorite Chiefs players who played at Arkansas before turning pro. After a big hug, Davis and James compared tattoos.

"Since me and my parents have been Arkansas Razorback lovers, I loved the chance to meet and tease Knile," James said. "I liked getting to call him The A-Knile-ator —the other players told me that was his nickname."

Without knowing it, Davis played a big role in keeping James motivated as he healed from his injury.

“When he was going through recovery, James would get so excited to see Knile play, especially against Houston when he took the kickoff return for a touchdown,” Patrick McGinnis said.

James showed Davis how to make the “I love you” symbol with his hand.

“He told me when he makes a big play this season he’s going to do the ‘I love you sign,’ ” said James, a big smile creasing his face.

Former Chiefs linebacker Shawn Barber played host to the McGinnis family. James and Barber served as honorees in May for the 29th Annual Amy Thompson Run benefitting the Brain Injury Association of Kansas and Greater Kansas City.

James has also kept busy taking a few college classes at Johnson County Community College.

“The most elusive thing is his balance,” his father said. “This summer we have been working to focus on that. ... He can see 20/20, but when an object is moving it will come in and out of focus, and that affects his balance. We’re working with doctors to pinpoint the problem.”

James does physical therapy and cross-fit training twice a week, aqua therapy weekly and he is beginning to lift weights again.

“He started in May lifting a PVC pipe ... and now he is up to 80 pounds and lifting it up over his head and on his own,” Patrick McGinnis said.

Despite his injury, James’ passion for football has never waned. That was clear as he chatted with the Chiefs players this week.

There was an occasional joke, and James demonstrated his version of the popular game Pokémon Go by poking running back Charcandrick West in the side.

“This was incredible,” James said. “I loved the whole thing. They were all humble and kind.

(TEAM)

Chiefs defenders, young and old, collect takeaway souvenirs

Blair Kerkhoff
Kansas City Star
Sept. 25, 2016

Chiefs cornerback Marcus Peters with two interceptions? Been there, done that. Last week, for instance.

Linebacker Derrick Johnson returning an interception for a touchdown? Sunday was career No. 4. An end zone pick by safety Eric Berry? His career has been built on big moments.

The defensive leaders have made big plays since putting on a Chiefs uniform and did so again in Sunday's 24-3 triumph over the Jets at Arrowhead Stadium.

But on Sunday, several others got in the act, contributing takeaways for the first time that helped pave the dominant defensive performance.

Take Eric Murray, the rookie safety from Minnesota. He recovered a fumble early in the second quarter that started the Chiefs' second scoring drive.

Murray spent most of the postgame as many players who have success do, sitting at his locker and scrolling through his telephone for messages of congratulations.

Murray didn't want much credit for the play.

"Just right place at the right time," he said.

Which is the case with most takeaways. On this one, Ryan Fitzpatrick completed a pass over the middle to Bilal Powell. After a 9-yard gain, Chiefs cornerback Phillip Gaines made the tackle and knocked the ball loose. Murray beat teammate Ron Parker to the ball for the recovery. The play required a replay, and after a few moments, Murray's takeaway was confirmed.

"I wasn't sure, everything was happening so fast," Murray said. "I just picked the ball up."

The ball came with Murray to the sideline.

"I'm keeping this one," Murray said.

Daniel Sorensen also is keeping his souvenir. A third-year pro from Brigham Young, Sorensen entered the afternoon with 22 career tackles, two passes defended and a sack. On Sunday, Sorensen added an interception.

With 4:40 remaining in the game, Fitzpatrick had already thrown three picks. On a fourth-and-10, he attempted to hit Brandon Marshall on a deep out. The ball sailed and Sorensen was there for the grab.

"Marcus had great coverage, I saw the ball in the air and made a break on it and went and got it," Sorensen said.

"You should have caught the first one," said Peters, whose locker is next to Sorensen's.

Sure enough, Sorensen made a nice play on the previous play and nearly a diving interception. He had to wait one more play.

“You saw everybody make plays today, all across the board,” Sorensen said. “Linebackers, (cornerbacks), safeties, got their hands on the ball.”

Everybody included D.J. White, the rookie cornerback whose interception in the end zone ended the turnover avalanche. It was Fitzpatrick’s sixth pick thrown and the Jets’ eighth turnover. The Jets had 11 possessions in the game.

Special teams got in the act when Demetrius Harris grabbed a fumble out of the air off a Jets kickoff return and returned it for a second-quarter touchdown. A fourth-year pro, Harris had a receiving touchdown last season, but this one felt different.

“Every time before the kickoff we were saying, ‘Let’s get the ball, let’s force a turnover,’ ” Harris said. “It popped out, I was folding, was at the right place at the right time, it was in my hands.”

Harris was on his way to the end zone with his biggest moment of the season. So it was for so many of the Chiefs’ defenders, for the first time.

(Clark Hunt)

Clark and Tavia Hunt Serve As Honorary Chairs for 2016 JDRF Dream Gala

Pete Sweeney
Chiefs.com
May 23, 2016

Kansas City Chiefs Chairman and CEO Clark Hunt and his wife, Tavia, served as honorary chairs for the JDRF Dream Gala this past Saturday night. The event, which features silent and live auctions, is designed to raise funds for Type 1 diabetes (T1D) research.

"Tavia and I are honored to be this year's Dream Gala honorary chairs," Clark said at the event. "For 40 years, JDRF has been the leading funder of Type 1 diabetes research in the world, and we are proud to do our part to help find a cure."

Type 1 diabetes is an autoimmune disease that strikes both children and adults suddenly and without having anything to do with diet or lifestyle. JDRF's function is to raise funds for research and ultimately find a cure for the disease.

"Clark and I are the parents to three children, and we know the worries, concerns and scares that every parent deals with when raising children," Tavia said. "However, we have never known firsthand the additional challenges that many of you and other parents of children with Type 1 diabetes deal with. Throughout this year, we've had the opportunity to hear your stories, to meet with JDRF leaders and to learn about the advancements and breakthroughs that are being made, but the challenges still remain.

"Our family and the Kansas City Chiefs organization have had a long, outstanding relationship with JDRF."

In the past year, the Kansas City chapter of JDRF hosted the JDRF One Walk and the TypeOneNation national summit, had 37 riders take part in the JDRF Ride to Cure and had two representatives participate in the JDRF Children's Congress.

The 2015 Dream Gala, which raised \$2 million for T1D research, was named the number one nationally sponsored event in Kansas City for the eighth year in a row.

Between both the auctions and straight donations, the guests in attendance at the 2016 Dream Gala raised \$1.87 million for research throughout the evening.

(TEAM)

Chiefs President Mark Donovan Shares Plans for St. Louis Market

BJ Kissel
Chiefs.com
June 20, 2016

Chiefs president Mark Donovan was recently asked about the efforts to bring Chiefs Kingdom to St. Louis

The plan was to be patient and respectful to a community that had just lost a big piece of its identity.

With the Rams franchise moving from St. Louis to Los Angeles this past offseason, there was a natural connection between the reach of Chiefs Kingdom and the proximity to the St. Louis market.

On Friday, Kansas City Chiefs president Mark Donovan was asked about the plans to bring the Chiefs brand into a market that sits just a few hours down I-70.

“The day they announced that the Rams were leaving St. Louis, we got a handful of phone calls from people wanting to buy season tickets from St. Louis,” Donovan explained. “Then the day after they moved, we got a handful of phone calls from corporations in St. Louis saying, ‘We want to be partners with the Chiefs. Let’s talk about activation programs.’

“What we knew and respected was the process that town was going through,” Donovan added. “What their fans went through was tough—painful. When you move a football franchise, that’s ripping a big part of the town out of that town.

“We said publicly (at the time) that we’re going to be respectful, we’re going to be patient, and that we are going to enter the St. Louis market, but we’re going to do it at the right time.”

That plan was fast-tracked last week after the league sent a memo out to every owner, president and CEO in the NFL.

“The memo said that because the Rams are playing in Los Angeles, St. Louis is now an open television market,” Donovan explained. “For preseason television, we basically put our own networks together. So a couple of teams, including us, have lobbied the league and said we’re going to put our preseason games in St. Louis because it makes sense. We have fans there and we’re going to get in front of them now and develop that relationship.

“The league has decided that they’re going to allow any team in the NFL that can put together an adjacent network, which is really confusing and very complicated, but basically means that if you can make a chain link of networks—broadcast partners, to get you to St. Louis, then you can broadcast your games there.

“We knew that was coming and we have been working on this for the past few months. (Vice president of business development) Tyler Epp and his team have already negotiated deals, so our preseason games will be broadcasted in St. Louis. The plan is to have our shoulder programming, which is all the programming you see on our network, in St. Louis this season as well.”

For Donovan and the Chiefs, this is just the first step.

“We’ll be in there with a product,” he explained of the television programming. “Then we’ll continue to build relationships in the community.”

The Chiefs have already heard from military bases and schools in the area about wanting to do events with them.

“I think what you’re going to see over the next four of five years is a real resurgence of the Chiefs brand in St. Louis,” Donovan said. “We do have some advantages over the other NFL franchises, not only in geography, but because it’s in the state of Missouri, we’re the only team that can actually market our corporate partnerships as well as our brand in St. Louis, so that’s a big advantage.

“Again, we’ll do it respectfully, we’ll do it patiently and we’ll do it strategically.”

(Brad Childress and Matt Nagy)

Chiefs announce Brad Childress, Matt Nagy will be co-offensive coordinators

Terez Paylor
Kansas City Star
January 21, 2016

The Chiefs have officially settled on their new offensive coordinators, as the team announced Thursday that Brad Childress and Matt Nagy will split the duties.

Childress, 59, has served the last three years as the Chiefs' spread-game analyst and special-projects coach, while Nagy, 37, has been the quarterbacks coach. Both will team up to replace Doug Pederson, who became the Philadelphia Eagles' head coach Monday.

"I'm fired up about the opportunity to have both these guys in that position and maintaining continuity and stability within the offense," Chiefs coach Andy Reid said.

Reid said he will call the plays, though Nagy and Childress will have input. Childress will remain in the coaching box while Nagy will move to the sideline and be the voice in the quarterback's headset.

Both will contribute to the gameplan each week, though Reid will continue to run the daily meetings where plays are installed, as he's done the last three years in Kansas City.

"He enjoys doing that, he enjoys presenting in front of the team," Childress said.

Childress was Reid's offensive coordinator in Philadelphia during 2002-05, with the team ranking an average of 11th in the league in total offense. Childress said Reid called most of the plays then.

"There were times, obviously, where he said 'Hey Brad, put a series together,' and I'd do it," Childress said. "But he loves to do that. That's one of his passions, that's one of his joys, and I know that's what he's enjoying about doing it the way he's doing it here."

Childress used his time under Reid as a platform to become a head coach in 2006, and he led the Minnesota Vikings to a 39-35 record before he was dismissed midway through the 2010 season. After sitting out 2011, Childress was hired as the Cleveland Browns' offensive coordinator under Pat Shurmur, who was fired after the 2012 season.

In 2013, Childress joined Reid's staff in a role in which he analyzed league-wide trends, among other duties.

Nagy, like Pederson, is a former quarterback. Nagy played in college at Delaware and spent six years in the Arena Football League. He spent a part of 2008 as a coaching intern on Reid's staff in Philadelphia, thanks to recommendation from current Chiefs co-director of player personnel Brett Veach, his former teammate at Delaware who was a coaches assistant with the Eagles at the time.

"He just thought it would be a good opportunity for me to experience the NFL level as a coach," Nagy said, "and it just kind of went from there."

When the Arena League briefly folded in 2009, Nagy was selling houses when he asked to come back and do a second internship. He eventually joined the Eagles' staff in 2010 as a coaches assistant and was promoted to quality control coach in 2011.

Nagy followed Reid to Kansas City in 2013 and has served as his quarterbacks coach since, helping the Chiefs' signal-callers learn the offense.

"You need to be able to take that play that they're installing, and you become a teacher in your classroom," Nagy said, describing his role as quarterbacks coach. "So when we're in here, I need to be my best at giving them another set of eyes to see the field, another perspective. I was fortunate enough to play the quarterback position all my life, so I have the ability to know certain situations that they're in (and) what you see is a little bit different from what you get in the bird's eye view in the box."

Since joining the Chiefs in 2013, quarterback Alex Smith completed 63.7 percent of his passes for 10,064 yards, with 61 touchdowns and 20 interceptions. The Chiefs compiled a 31-17 regular-season record during that time.

"Matt's got a nice feel for the game," Reid said. "Some guys have a knack for it, and he's one of those guys. And I've noticed with his participation that he's got a pretty good grasp of the offenses and defenses in this league."

Reid said the individual duties for Nagy and Childress haven't exactly been divvied up yet, but "there's plenty to work with there."

Neither new co-coordinator seemed concerned about the split.

"We think alike, we work well together — we've done it the last three years," Nagy said. "And once Coach came to us and talked to us about this, it was really exciting."

“It’s not like it’s a three-man, everybody-speak-into-the-microphone-at-one (deal) when a play comes up,” Childress said. “All that stuff kind of gets worked out beforehand ... we’re gonna spend enough time together we’re probably gonna be able to finish each other’s sentences.”

There is one way, however, that the duties have been defined, as Nagy will assume Pederson’s as the sole voice in Smith’s headset.

“I’ve been able to witness that and be able to learn from Doug and see how he does it, so I think the transition is going to be really smooth,” Nagy said. “Being in here with Alex and the rest of the quarterbacks for three years is a huge advantage.”

Nagy, however, noted that replacing everything Pederson did won’t be easy — even for two men.

“He’s really a good people (person) — he’s got a great relationship with all the players, everyone really got along really well with him,” Nagy said. “Being a former player in this league is very advantageous, so a guy like Alex Smith and Chase Daniel — guys that have been in this league for the amount of years they have — they automatically respect a guy like that, just because they know he’s been there, done that.”

(Andy Reid)

A LIFE OF FAMILY, FOOTBALL AND FRIENDSHIPS: THE ANDY REID STORY

BJ Kissel
Chiefs.com

The clock says 3:30 a.m.

The weather is bitter cold and it's hours before many of those he works with will be at the office, but it doesn't matter to him. There is work to do and even more importantly, there is somewhere he will soon have to be.

It's 1992 and Andy Reid is the new tight ends coach for the Green Bay Packers. After 10 years at the collegiate level, he was given an opportunity by an old friend to reunite in the NFL.

The drive to the office is short, normally less than 10 minutes. He, his wife, Tammy, and their five children live close enough to make this work.

The 3:30 a.m. arrival wasn't just about putting in the time at his new job or competing to get there first with his fellow assistant coaches—something that was par for the course with that group, but because of something far more important to Andrew, as only Tammy calls him.

Family.

The only thing in his life that would ever trump his love for football would be his love for family.

"He would go in at these crazy hours and then he would come home by a quarter to 7 and do breakfast with the kids," Tammy explained. "He then would drive one group to school and I would take the others."

It was a routine.

The early mornings at the office were a way for Reid to get some work done, but then get home to spend some quality time with his family before their day got started, even though his had already been going for four hours.

In this way, he wouldn't fall behind in either of his duties—helping scheme ways for his old friend, Mike Holmgren, to find success on offense, while also staying true to his most important job—being a father.

It's a balance he and Tammy have worked on together as a football family for the last 34 years, and through all of those years, the foundation of family, friendship and respect for those who have helped them along the way has always grounded the two through a life in the spotlight.

"He just had this air about him"

Andrew and Tammy were students together at Brigham Young University, and as fate would have it, both enrolled in the Fundamentals of Tennis class together.

"He had this air about him—this confidence," Tammy recalled of Andrew, a member of the BYU football team, "but he wouldn't ask me out, and I'd never not had a guy that I wanted to ask me out not ask me out. So the second half of the semester, since it's a half credit, we played badminton. We were playing after he had already beaten me at tennis and I'm like, 'Well, I could beat you at racquetball.'"

He's like, 'OK, well let's go play racquetball.'"

All of Tammy's friends knew the day they were going to play at the Smith Fieldhouse on the campus of BYU, and they were all peeking through the windows as the game, or for lack of a better term, shellacking, went on.

"He killed me," she laughed. "Even though I'm really good, he killed me."

After the game was over, they sat together in the bleachers and that's when Andrew asked Tammy out to a movie that Friday night.

Their first official date would be on December 7—the anniversary of Pearl Harbor.

While Tammy was so nervous that she can't recall the movie they saw that night, she can recall the date because of how much it meant to him.

It's a day that has always been important to Andrew as both his father and uncle were in the Navy during World War II. His father was sent to Pearl Harbor as one of the first responders, while his uncle's ship was out in the Pacific at the time and was hit by a torpedo. He thankfully lived to tell about it.

But their date led to another, and another, and just like that—things had gotten serious.

It wouldn't be long before Tammy found herself at one of the most historic college football games in history—sitting with his parents, and the lessons she learned from that game still hold true to her today.

It was the 1980 Holiday Bowl, commonly known to BYU fans as "The Miracle Bowl."

The game featured a pass-happy BYU offense led by future NFL quarterback Jim McMahon and his 409.8 yards passing per game, which led all of college football that year, as did the team's 46.7 points per game.

They were matched up against an SMU team that couldn't have been more different offensively. They were led by the backfield tandem of Craig James and Eric Dickerson, who were nicknamed the "Pony Express" and would combine to run for more than 330 yards in the game.

Dickerson would later go on to the NFL and a Hall of Fame career in his 11 seasons with the Los Angeles Rams (1983-87), Indianapolis Colts (1987-91), Los Angeles Raiders (1992) and Atlanta Falcons (1993).

Heading into that game back in 1980, BYU had never won a bowl game in their program's history.

With four minutes left, they trailed 45-25.

It was all but over.

"People were walking away and we were up in the nosebleeds," Tammy recalled. "I don't know why we got such bad tickets. I was with his parents, but I'm screaming at people to sit down and saying, 'This game is not over!'"

"They were looking at me like I was crazy. I'm sure his parents thought I was crazy because we didn't know each other very well at the time."

McMahon threw a touchdown to Matt Braga to get the score within two possessions with a little more than 2 minutes remaining in the game.

Then, the first of two low-percentage special teams plays went BYU's way.

First, they recovered the ensuing onside kick.

Just a few plays later, BYU was in the end zone again on a 1-yard touchdown run by Scott

Phillips.

Now they only trailed by 6 points, but time was still an issue.

This time it was the defense's turn to make a play, and they were able to shut down SMU's dominant running game on the next possession, setting up a fourth down.

Then, the second of two miraculous special teams plays happened that gave BYU an opportunity to win.

With less than 20 seconds remaining and trailing by just 6 points, BYU blocked the punt and recovered the ball at the SMU 41-yard line.

Unbelievably, they still had a shot.

The first pass from McMahon fell incomplete deep down the right sideline, and there was time left for just one play.

McMahon, who had already engineered a couple of late touchdowns to get them within striking distance, found Clay Brown on the final play of the game on a miraculous Hail Mary touchdown between several SMU defenders.

The extra point gave BYU a 46-45 victory.

BYU had scored 21 points in the final 2:33 to win the game.

After going winless in their first four bowl appearances as a program, including consecutive Holiday Bowls in the previous two seasons, Edwards and company pulled off one of the greatest comebacks in college football history that night at Jack Murphy Stadium in San Diego.

"That was my first experience with football and trusting that no matter how bleak it looks, I always believe Andrew and his guys will figure out a way to do it," Tammy said.

It's a lesson that would serve her well later in life, when a team would struggle to a 1-5 start, and no matter how bleak it looked, she always trusted that Andrew would figure out a way to get it done.

Tammy and Andrew were married on August 8, 1981, just 232 days after that miraculous win over SMU.

Before BYU, there was John Marshall High School in Los Angeles

Andy Reid grew up in the Los Feliz neighborhood of Los Angeles and lived in the same house until he left for college.

That house, which perched atop the hill on Holly Knoll Drive, was close enough to see the lights of Dodger Stadium at night and sat just a mile away from the famous Hollywood Boulevard.

It was an ethnically diverse neighborhood. Throughout his childhood in Los Angeles and even into his high school years, race relations were volatile, particularly in his neighborhood, but that didn't matter to Reid. All of these children were his friends—the ones he'd begun playing football with when he was 5 years old.

He would be seen as a leader among his peers for keeping things together and uniting his teams.

His father, Walter, worked as a scenic artist. His mother, Elizabeth, was a doctor of radiology.

As a kid, Reid could often be found following his older brother, Reggie, around everywhere.

"Would you get your little brother out of here? I'm sick of him coming up to me and asking for my chin strap," would be the kind of thing Reggie's friends would often say, according to Dick Kiwan,

Reid's high school basketball coach and a friend he still talks regularly with to this day. Reid, who was 10 years younger than Reggie, was the ball boy for the John Marshall High School Varsity football team.

He'd do anything he could do to be around his older brother—his hero.

The school, which is where most of the film *Grease* was shot and would years later be home to Leonardo DiCaprio and Will.i.am, was only a couple of blocks away from their house, so it was easy for Reid to always be around.

All that time hanging around his older brother and playing with the kids in the neighborhood paid off for Reid, who was a standout athlete even before he got to John Marshall.

As a 13-year-old, Reid competed in the national Punt, Pass and Kick competition, towering next to a kid in a now-infamous photo and video.

The competition took place during a Monday Night Football broadcast. As it turned out, the kid behind him was actually in the 8-year-old division. A funny part of the whole thing was the organizers had to go into the Los Angeles Rams locker room to find a jersey that would fit him.

When Reid was a kid, it wasn't just about football though.

"When I first met him, he was always hanging around the gym, always had a basketball in his hand," Kiwan recalled. "After his school was out, he'd be up in the gym shooting baskets or hanging around the football field. I'd start my basketball practices and have to shoo him out of the gym."

Once he got to high school, Reid was one of just two sophomores to make the varsity football team. He recalls to this day the lessons he learned from those upperclassmen.

"I remember the seniors getting after myself and the other kid and really making us grow up," Reid recalled. "They did a good job with that. They tested us."

By the time he was a senior, Reid had established himself as one of the best athletes in the area, lettering in football, basketball, baseball and track. He was named the most inspirational athlete on his football team as a senior, playing along the offensive and defensive lines while also handling the kicking duties.

"Andy is a great guy, but when he got on the football field, something clicked and he was nasty," Kiwan recalled.

He led the team to a 7-3 record that final year, with three of the games being decided on his game-winning field goals.

"The school had traditionally not been a great football school," Reid recalled. "My senior year, we were able to get ourselves in the second round of the city playoffs, which was a big thing at that time."

Reid's affinity for physicality carried over to the other sports he played as well, which was a problem, particularly in basketball.

Kiwan remembered one game in particular against Hollywood High School during his junior season.

"I put him in at forward and he had four fouls in less than 2 minutes," Kiwan said laughingly. "I remember pulling him out because he was just dribbling down the floor and running over people. I remember taking a timeout and saying, 'Andy, what are you doing?' and he looked at me like, 'What?'"

“The competitive juices were flowing so much from leaving football and getting into basketball, he couldn’t help himself.”

While the humor may not have been on both sides of that situation at the time, the relationships Reid developed with his high school coaches would become lifelong friendships, ones that would include inside jokes they remember three decades later.

Kiwan shared a story about a day Reid came to the coach’s office, a place he’d often frequent between classes, complaining about his ankles.

“He came in the PE office and said ‘My ankles are killing me,’” recalled Kiwan. “The defensive coach, who Andy was really close with, told him, ‘Aw, you’re OK, you damn baby. There’s nothing wrong with that ankle.’”

But it’s what happened next that makes the story memorable more than 30 years in the making.

“‘Wait, we’ve got something here that I can put on that that’s going to really help that. It’s a special solution from Chicago,’” Kiwan said he told Reid, “and so I went into the coach’s shower room and got some of that powdered soap out of the container, mixed it up into a paste and put it on a towel. I came out and said, ‘Andy, we got this special solution from Chicago. What’s going to happen now is you’re going to take your shoe off, get your ankle up on the desk and we’re going to put this paste on it.’”

“‘But I don’t want you to move your foot. You just keep it absolutely still for 20 minutes until we come back, and you’ll feel that it’s going to draw that pain right out of there and that swelling is going to go down and that thing is going to feel 100 percent better.’”

The coaches left, snickering.

“We leave, have some coffee, come back about 20 minutes later and there he is in the same position on the table sitting up with that paste on there. I said, ‘I know that it feels better,’ and the defensive coach said, ‘Oh yeah, absolutely, it has to feel better.’”

“I said, ‘Did you feel the pain coming out?’”

“Andy said ‘Yeah, you know, I’m moving it and it feels pretty good.’”

“The other coach said, ‘Stand up on it, let’s see how it is,’ and Andy said ‘Oh yeah, look at that, it’s 100 percent better. You know, I think this really helped me.’”

The coaches obviously had a good time with Reid, who was quick to recall this story a few years ago when they were visiting him during his time as the head coach of the Philadelphia Eagles.

“We were back in Philadelphia and he was taking us around showing us the training facilities and I said, ‘This is great, but one thing I want to know, do you have the special solution from Chicago?’ and he said ‘Oh, that was BS. I knew that was BS.’”

“And I said, ‘Oh yeah? You sat there for 20 minutes.’”

The ankle was fine, and Reid played well enough his senior year to start talking with some colleges in the area about playing football at the next level.

Growing up in Los Angeles at the time meant, as a football fan, it was all about USC. They had talked with Reid coming out of high school but didn’t offer him a scholarship. They actually recommended that he go to a particular junior college and develop there as a player and they could follow his progress.

That school was Glendale Community College.

"I was very lucky to do that," Reid said. "I mean they wore the exact same colors as USC, but the offensive line coach there had been an All-American at USC—Mike Scarpace.

"He had a tremendous influence on me and really taught me how to play offensive line."

Scarpace spent his college days blocking for future Kansas City Chiefs running back Mike Garrett, who ran in the famous "65 Toss Power Trap" touchdown from 5 yards out in Super Bowl IV.

After Garrett was drafted and signed by the Chiefs in 1967, Scarpace blocked for a junior college transfer who would go on to make plenty of headlines throughout his football career and life—running back O.J. Simpson.

The connection that might be the most interesting of them all is that Scarpace's college teammate was Mike Holmgren, who would become a huge part of Reid's life a few years later, and for many more after that.

"We had a great head coach in Jim Sartoris and John Cicuto—the defensive coordinator. All these guys, I'm actually very close with, so I'm very lucky in that way."

Reid earned honorable mention All-American honors after a standout season at Glendale, helping coach Sartoris earn his first championship.

After developing as a player under Scarpace and company at Glendale, Reid had a scholarship lined up to play at Stanford to further his playing career.

"At the time, you could talk to colleges and take visits before your bowl game," he explained. "So my last game at Glendale, we go to a little bowl game against Saddleback College. I had already been scheduled to go to Stanford and had been accepted, and then I blew out my knee in that game."

Just like that, Reid's plans had changed.

His good friend and the guy playing next to him along the offensive line, Randy Tidwell, was looking at BYU and mentioned to Reid that he should come with him on his visit now that his future was up in the air. Reid agreed and wound up enjoying the trip.

LaVell Edwards, the iconic coach at BYU who won 257 career games and was inducted into the College Football Hall of Fame in 2004, had already been looking at Tidwell, and after the visit, Reid became part of the package of getting both of them to BYU.

Edwards quickly noticed how perceptive Reid was about playing along the offensive line.

"We'd be out there practicing and working, and there'd be questions coming up on how to pick up a certain blitz," Edwards noted. "I noticed a lot of times [Reid] was helping the guard, the tackle or the center next to him, to make sure they understood what to do if there was some kind of stunt or whatever they did.

"I remember saying at the time that this guy's got an unusual feel and knowledge of the game."

What stood out to Edwards is how Reid wanted to understand more than just his responsibilities.

"He not only learned and knew what his assignment was, but also the reasons why and the concept of what you're trying to do," Edwards recalled. "A lot of players didn't have that concept or ability, but Andy did. He had a feel for it.

"That's one of the things I admire most about him, and it made me think the more I was around him, the more I watched him, I realized this guy could be a very good coach."

At the time, coaching wasn't on Reid's radar.

At different points in his life, he wanted to be a doctor, or even a writer—something he dabbled in

during his time at BYU.

Reid had kept a journal since he was in 11th grade, and during a trip back from Hawaii with the football team at BYU, he was talking with one of the writers of the Provo Daily Herald about his passion for writing. He was minoring in English and the guy asked him if he'd be interested in writing a weekly column for the paper.

Reid agreed to do it.

"I wrote about our guys and had fun with it," he explained. "It was kind of Jim Murray-ish (the legendary LA Times writer who often used humor and wit in his articles). I'm not going to tell you I was a great writer, but it was fun to do.

"I had a dream when I was a kid to write for Sports Illustrated, but it never worked out that way," explained Reid, who would soon find his true calling. "It wasn't until just before my senior year that coach Edwards asked me if I had ever thought about coaching."

That's how it started.

A simple question followed by an offer.

The player who had made it a point to understand everyone's responsibilities, not just his own, and would work with his teammates to make sure they understood what they were doing on any given play, would soon embark on a coaching career that has helped shape the lives of hundreds of others lucky enough to cross paths with him.

"I was very fortunate to play for him," Reid said of Edwards. "He's a tremendous human being and a big influence on me not only as a player, but even now as a coach.

"I talk to him once a week to this day."

Reid became a graduate assistant football coach for BYU in 1982.

"He immediately stood out to me," Mike Holmgren, who was responsible for the graduate assistants at the time, said of his first impression of Reid.

It was Holmgren's first year at BYU after spending the previous three years coaching the quarterbacks at San Francisco State under the legendary Vic Rowen.

Before that, Holmgren had spent the previous 10 years coaching high school in the San Francisco area. Rowen had given him his first opportunity above the high school level.

"It was just his work ethic, his personality," Holmgren added. "I think we just hit it off right away. I gave him more responsibility the more I knew him, and whenever I needed things done in my house or whatever, he'd always volunteer to come over, so we'd work together and we'd laugh together."

Holmgren came to coach the quarterbacks at BYU, and he had a pretty good one to groom after they lost McMahon, who was the No. 5-overall pick in the 1982 NFL Draft by the Chicago Bears.

McMahon would be a two-time Super Bowl champion during his 15-year NFL career.

The young quarterback Holmgren was there to help develop was a guy by the name of Steve Young, who would also go on to a pretty good football career.

The life of a traveling coach begins

Reid stayed at BYU as a grad assistant for just the one year in 1982, and his next opportunity would come through the help of Edwards.

"[Edwards] had hired Holmgren on the recommendation from Rowen," Reid explained. "In return, a year later, it was like a trade out. 'I did you a favor, now you have to take this young guy that has no experience and do me a favor and hire him.'"

"That's how I got to San Francisco State."

Rowen and Edwards were both, at different times, presidents of the College Football Coaches Association. They were on the board together and had known each other forever.

The opportunity for Reid at San Francisco State was about learning how to coach—Rowen had a knack for developing coaches. It was a teachers college and the athletes were non-scholarship, so there wasn't much pay and the coaches had to do a lot of different things to make ends meet.

"Every Tuesday and Thursday, the coaches would sell hot dogs to earn money for the football program," Tammy recalled of that time. "Andrew would sell hot dogs in the middle of the commons, you know, out in the middle of campus."

At the time they moved, Tammy and Andrew had one son, Garrett, but it wouldn't be long before another son, Britt, came into the picture.

Their family would continue to grow with every new opportunity.

"I'd put the boys in the wagon and we'd walk over to campus and get hot dogs," she recalled.

That money went to the football department, so there was still the matter of their own money that had to be made to make ends meet.

Reid was actually umpiring baseball games the night after Britt, his second son, was born.

"He couldn't come visit me until he had umpired three games," Tammy recalled. "They always started after dinner so he would make \$10 or \$15 a game and he did that as much as he could. I remember the night after Britt was born, he came in his gear, wearing the dark navy pants, the light blue shirt, the little pouch with the brush to wipe off the plate, the clicker and he came to see me the next night.

"I was just like, 'Oh, my poor husband.'"

While money was scarce, that didn't stop Reid from having his offensive linemen over once a week to watch film and study.

Each night they came over, Tammy would make Mississippi Mud Pie to feed them.

"We were super poor," Tammy explained. "I can't even stress how much we did not have enough money to do this every week, but Andrew loved his guys and so I would have them over once a week and make it for them."

He was only a few years older than the players he was coaching, but Reid felt like it was important to create a family atmosphere amongst his little faction of the team, so these weekly get-togethers were important to him.

One of the guys at that weekly get-together was Tom Melvin, who was his only senior offensive lineman on that team. Melvin is now the tight ends coach for the Chiefs.

Selling hot dogs, umpiring baseball games, in addition to being a coach—all of this was done because of his love for football.

With a wife, two young sons and a plethora of responsibilities, Reid knew it was important to take advantage of the time he had with Rowen because of all the sacrifices they were making.

"I've got this coach that's tougher than shoe leather, but he was a teacher of coaches," Reid noted. "He'd have a banana, an onion bagel and a glass of water, and this was at 6 in the morning. He'd go 'If you were presented this defense right here, give me the top three runs and the top three throws you would do.'

"Then he had me explain to him how I would coach every player out there. He'd do this every day to me and just grill me. I was just out of college and he'd just grill me and grill me."

This is how one of the greatest coaches in NFL history got indoctrinated in the coaching world.

At the crack of dawn every morning, Rowen, who would develop three NFL head coaches during his time at San Francisco State in Reid, Holmgren and Dirk Koetter, would make Reid explain how he would coach the techniques to every player on the field for multiple plays against multiple defenses.

It's a process that worked, and while this may have been an early link in the chain of Reid's Xs-and-Os development, the next opportunity would be helped along by an old friend—a pattern we'd continue to see, but was only made feasible through a determination unlike anything his next coach had ever seen.

"I knew LaVell Edwards really well," said Larry Kentera, the longtime defensive coordinator at Arizona State.

At Arizona State, Kentera coached the likes of future NFL Hall of Famer and Kansas City Chiefs legend Curley Culp before eventually leaving for a head coaching position at Northern Arizona in 1985.

After three years grinding out a life financially at San Francisco State, Reid learned of an opportunity with Kentera at Northern Arizona, and he asked his old coach and the guy who got him started in coaching, Edwards, to put in a good word for him.

"[Edwards] gave [Reid] a high recommendation," said Kentera.

Edwards made that call, but it wasn't going to suffice for Reid. He wanted this job.

"I no sooner put the phone down with Lavell before it rings again," Kentera recalled.

"Coach, this is Andy Reid. I want this job. I'm interested in this job."

"I said, 'Andy, I'm in a hurry right now. I'm not going to do anything with the job until I get back from a recruiting trip. When I get back from Sacramento, I'll give you a call back.'

What happened next is a reason Reid is where he is today.

"When I get to Sacramento, guess who was there waiting for me when I got off the plane?" Kentera explained. "Andy Reid was standing right there."

"He said, 'Coach, I want that job.'"

Reid had found out what flight Kentera was on and made the two-hour drive from San Francisco to Sacramento to wait for him at the airport.

Kentera had no choice after that. Reid was his guy, although he did follow up with Edwards again just to be sure about a guy that would go to that kind of length to get a job.

It wasn't just coach Reid moving for a new opportunity. Tammy and their two sons would obviously be affected by this life on the move.

"I'd never known a coach, I'd never been with a coach," she explained. "I had no idea what our

lives were going to be like. I was just a roll-with-the-punches kind of girl and I'm a bloom-where-you're-planted kind of girl. So we'd move. I'd get everybody ready, I'd get the house ready, we'd sell the house, do whatever we needed to do, jump in the U-Haul, and we'd just move.

"It was just a part of life. You were so young that you didn't even know that it was crazy, that what you were doing was crazy."

Reid had actually left immediately to begin working in Flagstaff after he accepted the job, which meant it was Tammy's job to pack up the house and get everything their family owned to their new home in Arizona.

Luckily, she had help from one of Reid's former players at San Francisco State and a guy he had brought on as a graduate assistant, Tom Melvin. Melvin helped her pack the house and actually drove the U-Haul with all of their family's belongings to Arizona.

Reid would spend just one year at Northern Arizona, a school his brother, Reggie, attended for a short time, but that amount of time was long enough for Kentera to get an idea of the kind of coach and man Reid ultimately was.

"We had finished our spring ball that year and so I took all of the guys on the bus, we went out to the country, took a lot of drinks and all," Kentera explained. "Once we got out there, Andy came over and sat by me and said, 'Coach, I don't drink.'"

"I said, 'That's okay. I don't care whether you drink or not.'"

"He said, 'You don't?'"

"I said, 'Nope.'"

"He said, 'You know I'm Mormon?'"

"I said, 'Sure, I know you are. I respect you because you don't drink.'"

Reid's Mormon faith has been an integral part of his life since he was baptized on August 2, 1980, as a junior at BYU.

It wouldn't be long before another opportunity came calling.

Dirk Koetter had spent the 1985 season with Reid at San Francisco State as the offensive coordinator, and he had moved on to the University of Texas-El Paso when Reid had left for NAU.

UTEP was an option for Reid at that time as well, but he wasn't interested.

"I said it's a graveyard for coaches," Reid admitted. "I said that and so I went to Northern Arizona. I didn't even want to talk to them."

Then he got a phone call from an old friend a year later.

"I remember Dirk calling when we were in Flagstaff," Tammy recalled. "I remember getting the call and saying, 'Dirk, you better not be calling about another job. We haven't been here but one season.'"

"And he's like, 'Just let me talk to Andy, Tam.'"

"Sure enough, it was for a job, and that's why we only lived in Flagstaff for 11 months, 23 days. I don't know if I'll ever forget that call. I was like, 'Oh my gosh, we just bought a house. We're settled. We have kids. It's great here.'"

"But, you've got to move on."

Reid said the difference for him on UTEP this time around was that Edwards, who was in the same conference as UTEP—the WAC, told him the new coach there, Bob Stull, was doing good things with the program.

So Reid went to interview with UTEP, and after meeting with Stull, Koetter and company, was taken out to lunch by their young strength and conditioning coach, a guy by the name of Dave Toub.

Koetter is now the head coach of the Tampa Bay Buccaneers.

Reid ultimately got the job and left a good situation at Northern Arizona, where he was working with Kentera, Melvin and an offensive coordinator named Brad Childress. Their paths would cross again.

The new offensive line coach after Reid left was Bill Callahan, who is currently the offensive line coach for the Washington Redskins. Within the few years after Reid left NAU, Marty Mornhinweg and Darrell Bevell would also be a part of the program.

Mornhinweg is currently the quarterbacks coach with the Baltimore Ravens, while Bevell, who played at NAU in 1989, is the offensive coordinator for the Seattle Seahawks.

It's an impressive group of coaches to have worked at NAU all around the same time.

"I was just fortunate enough to get these guys together," Kentera explained. "They all went on to bigger things and all, and the reason they got to where they did was because they were that good."

Reid would spend two years at UTEP working under Stull as their offensive line coach.

During that time, Stull noticed how well Reid could manage his players—something that would be a common trait described of the former offensive lineman.

"He had a way that you always knew he was on your side," Stull explained. "He'd get on you, but you knew you probably deserved it. He was never a yeller, a screamer or harsh like that, but he'd get on you pretty good if you weren't doing the right effort and learning what you're supposed to be learning. The offensive line guys really liked him a lot because, again, he was a great teacher. He wouldn't let you get away with anything.

"He worked them hard, but he could also laugh. He could see something funny, they could make fun of him about something and he was all right with that. He had a really good sense about him like that."

In two years at UTEP, team went a combined 17-7 and picked up their first 10-win season in 1988, a year that ended with an Independence Bowl loss to Southern Miss and their young playmaking quarterback—Brett Favre. But soon, the Reid family was on the move again after Stull accepted the head coaching position at the University of Missouri.

The family had grown by one more while they were in El Paso as their first daughter, Crosby, was born.

Koetter was actually offered the head coaching position at UTEP after Stull had accepted the job at Mizzou and wanted Reid to stay with him in Texas, but Koetter ultimately declined the job and they both ended up heading to Columbia with Stull.

Reid would spend the next three years coaching the offensive line at Mizzou.

"It was an opportunity to coach in an awesome conference—the Big Eight," Reid explained. "You're talking about when Oklahoma and Nebraska were at their peak. Colorado was one of the

best teams in the country.”

He was on the sidelines for the infamous “fifth-down” game, in which the University of Colorado and their star running back Eric Bieniemy would be given an extra down with just seconds remaining because of an official’s mistake.

The extra down gave the Buffaloes another chance to score, which they did.

“Eric Bieniemy cheated,” Reid laughingly said about the game.

Bieniemy went on to finish third in the Heisman Trophy balloting that year. He’s currently the running backs coach for the Chiefs.

After three seasons in Columbia, Reid would once again get a call from an old friend about an opportunity.

This time it brought back a conversation Tammy remembered having during a dinner they had years before when they were at BYU.

“We went to dinner at Mike’s and he asked Andy, ‘If I ever get a head coaching job, would you want to come with me?’

“And [Reid was] like, ‘Sure!’”

Well, it happened. Mike Holmgren had just been hired as the new head coach of the Green Bay Packers.

“When I got the Packers job, I phoned Andy first,” Holmgren recalled. “I said, ‘You’re going to be coaching tight ends. You’re going from coaching 10 or 12 guys, down to coaching probably three.’”

The NFL wasn’t on Reid’s radar at the time.

While he had spent a lot of time during the offseason those years at Mizzou driving to Kansas City to talk with Howard Mudd, the offensive line coach with the Chiefs, it wasn’t about finding a way to the NFL. It was about learning as much as he could to develop his guys back at Mizzou.

“I never had that goal,” Reid explained of the NFL. “I know people say that. You’d love to have that opportunity, but I was always big on breaking it down to the things I controlled and not worrying about the things I couldn’t control. That’s the way you’re raised as a lineman I think.

“So I figured if I worked hard and I kept my nose clean, good things would happen.”

Initially, Reid was skeptical about coaching tight ends. He had been coaching offensive line at the collegiate level for the past 10 years.

“When I was at UTEP and we moved to Missouri, there were a lot of seniors, so they were kind of moving on with us, but this was a different deal. None of the coaches were going with me.”

Their fourth child, another daughter, Drew-Ann, was born when they were in Columbia.

At the time the Green Bay offer came along, Tammy was also six months pregnant with their fifth child and third son, Spencer.

All these years coaching and the NFL had never been the goal.

Then, all of the sudden, from selling hot dogs to driving to meet strangers in airports for coaching jobs, it had all come to this—Reid was now an NFL coach.

He had reached the highest level of football in the world, and he was just getting started.

"He just ate all of the saltine crackers."

In his first year as a head coach at any level, Holmgren, who had spent the previous six years with the San Francisco 49ers as quarterbacks coach (1986-88) and then offensive coordinator (1989-91), put together one of the best coaching staffs in NFL history.

In 1992, the Packers had five future NFL head coaches on staff in Reid, Jon Gruden, Dick Jauron, Ray Rhodes and Steve Mariucci. They combined to win more than 550 games in the NFL.

It was an exciting time for a group of young, talented coaches.

"I love football and had a lot to prove," Gruden explained of that time. "Andy had a lot of love for the game and a lot to prove, too. It was all so exciting being in the NFL at a young age, being with Mike Holmgren—the Green Bay Packers—having a chance to show we belonged."

The talent and passion they had for the game manifested itself into numerous competitions between Gruden, Reid, Mariucci and company.

"In our staff meetings, you could throw out ideas on the table, and if it was a good idea, I'd stick it in the game plan," Holmgren explained, "and so, what I didn't realize is they kept track of that. They'd go back and give a hard time to each other about that."

Gruden remembers these times vividly.

"It became a competition between us young guys to see who could come up with the next great play," he explained. "We wanted to impress Mike Holmgren. We wanted him to trust our research and to put that play in the game plan."

"I was oblivious to it, which is kind of funny, actually," Holmgren said laughingly, "but that's one of the things that made the staff great because they were bright guys and they cared a lot."

After five straight winning seasons and a Super Bowl championship in 1996, Holmgren was put to the test of how much he valued Reid being on his staff.

In 1997, Mariucci was offered the head coaching position with the San Francisco 49ers, and he wanted Reid to be his offensive coordinator.

"I said no," Holmgren noted. "I blocked it and said, 'Look, I need you. I can't let you go.'"

At the time, the NFL allowed you to protect or stop one coach from leaving your staff.

"Andy was upset about it and I don't blame him," Holmgren, who was receiving numerous calls at the time from everyone in San Francisco about letting Reid join them, recalled.

Holmgren then made a promise to Reid that he'd help him get a head coaching position and that he'd be coaching the quarterbacks that next season in Green Bay.

"I moved a really good offensive line coach to coach tight ends, then quarterbacks and Brett Favre, specifically," Holmgren noted. "That's quite a jump. That's not easy to do."

Reid had initially made the move to tight ends to learn more about the passing game, and now he was coaching a player who would go on to become one of the greatest passers in NFL history.

It caught the attention of the Packers director of college scouting at the time, a guy by the name of John Dorsey.

"As coach Holmgren was shifting him around and through the process, I just watched him grow," Dorsey noted. "You just saw his ability to handle players and knew this guy was pretty special."

Much like Kentera, Stull and everyone had always said about him before, Reid had just the right temperament to be a good teacher—regardless of the position he was coaching.

“Most of the time, Andy had a clear head and I was the emotional one,” Holmgren noted. “He would have to get in the middle between me and Favre, and he would kind of take a bullet for him. Sometimes I’d lay it on Andy and I’d come down hard on him, but that was kind of the role of a quarterback coach.

“Whether it was Mariucci or Reid, instead of going after the player, sometimes I would go after the coach, and the player would feel bad and then look out for him.”

It was the way Holmgren ran his ship, and with more than 170 career wins, it obviously worked. They were special relationships he had with his assistant coaches, but the one with Andy was always strong—dating back to their time together at BYU.

“They were like sons to me,” Holmgren, who has four daughters, said, “but Andy, I don’t know, we just hit it off. It was just a friendship. I was his boss, but I hope he would say it was a friendship—that’s the way I wanted it to be.”

It’s not hard to see the resemblance between the two either.

“We’re both big guys,” Holmgren laughed. “We both have mustaches. Every once in a while, somebody will come up and mistake me for Andy in the airport, or they would do the same thing and come up and ask him for an autograph thinking it was me.

“So Andy once told me, sometimes [if things were going well], I’d just sign your name.”

Obviously, this was a friendship Reid cherished as well.

“He told me that everything that I’ve ever said he has written down,” Holmgren said. “He had taken notes on everything I’ve ever said. When I worked for Bill Walsh, I took very, very clear notes, but Andy I think took it to the next level.”

Those notes, along with all the others he had taken dating back to his days at San Francisco State, put him in position to be ready for a head coaching position when one might eventually become available, something Holmgren had already said he’d helped Reid with when the day came.

After the 1998 season, Holmgren interviewed with the Seattle Seahawks for a position that, in addition to being their head coach, would include more responsibility on the personnel side.

“When I interviewed for the Seattle job, I was also going to come back and interview with the Eagles,” Holmgren explained. “I phoned (Eagles owner) Jeffery Lurie and said listen, I’m scheduled for the interview, but I’m staying in Seattle, I’m sorry, thank you for everything.

“But here’s who you have to hire—you have to hire Andy Reid.”

Lurie listened, and for the first time in 10 years, an NFL head coach was hired after working as a positional coach, not a coordinator.

Over the next 14 years, under Reid’s watch, the Eagles went to the playoffs nine times, won six division titles and travelled to five NFC Championship games and one Super Bowl.

Doug Pederson, who had spent the previous three years with Holmgren and Reid in Green Bay as a backup to Favre, had the opportunity to play for both in 1999. Holmgren had a place for him in Seattle and Reid had one in Philadelphia.

Pederson ultimately chose Philadelphia, and he’d learn under Reid, both as a player and later as a

coach for eight years, before getting his big opportunity after the 2015 season, serendipitously, in Philadelphia as their new head coach.

"He always kept those spiral notebooks," Pederson noted of Reid. "It's something I learned to do, document your history. He just had volumes of that stuff going back to his early days in coaching. If it's a scheduling issue, like around Thanksgiving or Christmas, he'll look back at what they did three or four years ago in a similar situation and know what to do."

These notes also included practice schedules, Super Bowl itineraries, bye-week schedules and draft philosophies.

He was meticulously organized.

"When you think of him, [you think of] consistency, reliability, hard work and a genuine care about the details," Gruden noted. "You know, as a player, as a secretary, as an offensive coordinator—how we're going to set this drill up. Just meticulous detail and maniacal preparation, along with genuine heart. If you did a bad job, he knew how to deal with you and say the right thing."

"That goes right back to those days at Green Bay, being in there at 3:30 in the morning. He just ate all of the saltine crackers."

"He had a clear vision for how he liked to operate"

After 14 years in Philadelphia and just three losing seasons, Reid was fired by the Eagles on Monday, December 31, 2012.

It was the first time in his 30 years of coaching that he had been fired from a job.

Just two days later, the Chiefs, who had just moved on from their head coach, Romeo Crennel, on that Monday as well, made it their mission to bring Reid to Kansas City.

They flew to Philadelphia Tuesday night and scheduled an interview with Reid that was to last three to four hours on Wednesday at the airport in Philadelphia.

"Not only did Clark [Hunt] come, but he brought everybody with him," Reid recalled of that interview. "It was like the whole front office of the Kansas City Chiefs parked in this private plane area meeting room they had set up. So I got to meet everybody."

Reid recalled his first impression of Hunt at that meeting.

"He was very aggressive," Reid recalled. "He wanted to find out first if I still wanted to coach. Once he found that out and felt comfortable, he made sure that we covered every base."

The Reid family had been through a lot over the previous year, and after 30 years of grinding it out day after day, there was an obvious question as to whether or not he was going to want to take some time to step back and breathe.

"What stood out to me right away was his energy and passion for coaching," Hunt recalled. "I thought he might be ready to take a break, but I could tell from the start that he was ready to go, and we clicked almost immediately."

"I could tell in the interview that he had a clear vision for how he liked to operate, and I think that comes from experience, obviously, but I also think that's just his personality. He communicates very well, is highly intelligent and an excellent teacher."

What was supposed to be a three to four-hour interview all of the sudden turned into a nine-hour conversation, which put Tammy, who was waiting at home, in a strange position when a limo showed up to take Reid to the airport to fly out for an interview with another team.

"I'm sitting there and all of a sudden I look out the door and there's a limo driver," Tammy recalled. "I walk out there and I go, 'What are you doing?'"

"He said, 'I'm here to pick up Andy Reid.'"

"This is hours after he left, so I'm calling him, texting him and I'm getting nothing. I didn't know what to do so I called (his agent) Bob LaMonte, and Bob said, 'He's not going on that interview. Tell the guy to just go.'"

"I said, 'Really?' And he goes, 'Yeah.'"

Reid came home from the interview and talked everything over with Tammy, and ultimately, they decided that Kansas City was the right place for them.

It's a decision that has profoundly affected the Chiefs franchise.

Reid was announced as the new head coach of the Chiefs on January 4, 2013, and just a week later, his good friend from the Packers, John Dorsey, was hired as the general manager.

In the three years that Dorsey, Reid and company have guided the franchise, the Chiefs have put together three straight winning seasons and have had two playoff berths, including the team's first playoff win in more than two decades. Together they have helped establish a winning culture within the entire organization.

For Reid, the ability to have made this transformation started with the leadership at the top.

"I love the Hunts, the entire family and the way they go about their business," Reid said. "I love Clark's leadership ability. He had big shoes to fill and I think he's progressed and taken this to another level in today's National Football League."

"He's a brilliant person. He's got a great mind and he's going to shoot you straight."

In the six years before Reid arrived in Kansas City, the Chiefs had won a total of 29 regular season games. In the last three years—half of that time—Reid has led the Chiefs to 31 wins.

It can't be shot any straighter than that.

One of the reasons for that has been because of the play of quarterback Alex Smith, who came over via trade with the San Francisco 49ers as one of Dorsey and Reid's first moves after arriving in Kansas City.

From their very first conversation, Smith knew it was going to be a good fit with Reid and the Chiefs.

"He asked me if I knew what a '22 Z in' was," described Smith.

The play is a staple of the West Coast offense, and Smith knew exactly what it was.

It signified what their relationship would become over the next three years—a symbiotic pairing of two great football minds.

Smith has thrived under Reid over the past three years, putting up the best numbers of his career and leading the team through a tough start to the 2015 season.

While many people on the outside were doubting the team after a 1-5 start, Reid wouldn't let anyone in that locker room think outside of what they could control.

It's how he's approached everything in his life, and it was going to be what ultimately got them to where they wanted to be.

At home, Reid had the unwavering support of Tammy, who had learned long ago while sitting with her boyfriend's parents at the Holiday Bowl in San Diego, to never doubt that a comeback is possible, regardless of how bleak it might look.

"Maybe people don't know this about me but I'm a very positive person and I have the ultimate trust in Andrew as a coach," she mentioned. "We've been through 34 years of coaching and so I never don't think we're going to win.

"Even when we were 1-5, I was like, 'Everyone needs to calm down. Andrew can do this. He'll figure out a way.'"

The unflappable and even-tempered coach did figure out a way, and in doing so, received the praise of an old friend and mentor for what he was able to help achieve.

"I just told him how proud I was of him and what he did this year," Holmgren said of reaching out to Reid via text after the season, "and that extends to when I was still coaching too. We would play a game against his team and I'd look across the field, and of course we're in a battle that day and we're competing like crazy against each other.

"But also, I just had a great sense of pride about the guys that worked with me and how good they were."

Reid's 172 career wins as a head coach put him at No. 15 on the NFL's all-time list, just two shy of tying Holmgren.

"He never forgot where he came from"

It's been a life of football.

"I owe a lot to the sport," Reid explained. "How many guys get to start playing football when they're 5 years old and then continue that as a profession now when they're 57 years old? It's crazy to think about that and all the people I've had the opportunity and privilege to meet in between.

"I've been so lucky all the way through this whole deal."

While much of what Reid gets credit for on the outside is explained through a final standings sheet or a box score on a Monday morning, the things he's done for his players and his staff off the field and the respect they have for him can't ever be quantified.

It's something that goes beyond the field and something that's real.

Eric Berry's now-famous "Fear nothing, attack everything" slogan was something Reid had said, and it became the rallying cry for the best story in all of sports over the past year.

The things he's done for his staff members, going out of his way to help them in different matters, might never make headlines or see the light of day, but will be remembered forever by those he helped because of his sincerity in helping them for the right reasons.

It's a side of him that most will never know, and it's how he'll be remembered by those who do know Reid the person, not just the guy who stands in front of the cameras and answers questions about football.

There's a depth and genuineness there that only those who have known him the longest can truly appreciate. They know where he came from, how hard he worked, how he treated those before he was Andy Reid, the NFL coach, and how he still values those relationships to this day.

He is the man he is today because of the people he looked up to as a kid, and outside of his

parents and older brother, those were his coaches.

"I had great high school coaches," Reid explained. "They were phenomenal and they cared about the kids like no other. Now that I've raised kids and I've been around more, I see this because I thought it was this way for everybody, and it's not.

"I still talk to my basketball coach, my football coaches—I talk to all these guys from high school. Half of them raised me; half of them were in my brother's class. They saw me as a baby."

Maintaining those relationships keeps him grounded and allows him to never lose sight of how he got to where he is today.

"One of the things we've always said about Andy that is so hard to find, is that Andy never forgot where he came from," Kiwan, who has known Reid longer than most, said. "He maintains his relationships with the guys he played with in high school and even his old coaches.

"It's something that you just don't find with someone in his position. You just don't find that."

His position is one of the best coaches in the league right now, and when it's all said and done, probably NFL history. Currently, only 14 head coaches have ever stood on an NFL sideline and shook hands victoriously more after a game than Reid.

With another 11-win season in 2016, Reid would enter the top 10 in all-time wins.

He's already in rare company, but it's the way he's done it that has earned him respect across the league among his peers.

A few years ago, Reid made his way back to John Marshall High School as he was inducted into their Hall of Fame. In the trophy case, there is the Andy Reid Trophy, given to the school's best offensive lineman each year.

That school is part of his foundation—a building block of the man he is today.

The field at John Marshall High School was a stone's throw away from his house, and it didn't take much convincing for Reid and his friends to hop that 15-foot fence and to play on what used to be a mostly dirt field (before they became sophomores and played on it for real).

Now, his kids don't have to hop a fence to find a field to help lay their own foundations.

His son, Britt, who was born in San Francisco when Reid was out selling hot dogs to make ends meet, works as an assistant defensive line coach for the Chiefs.

"I think that it's awesome that he has an opportunity to learn from great coaches," Reid said of Britt. "Tommy Brasher, Bob Sutton, Gary (Gibbs) and Emmitt (Thomas), these are coaches that have been around the profession, so for a young guy getting into coaching, what great examples here that he's been lucky enough to be surrounded by."

Reid's other son, Spencer, who's currently a student at the University of Utah, was able to be with his dad on the sideline for the playoff win in Houston.

"Just to see your husband next to your sons, it's awesome," Tammy said. "All the pictures we have of them hugging after games, just to know that they're with their dad and that they get to share this joy together. It's emotional."

For Tammy, the life of a coach's wife isn't easy, but it's one that she has loved since her husband accepted that first job in San Francisco.

"I'm the head coach of our family," she explained. "Even though he is the patriarch and does all

these great things for our family, I kind of run everything when he's not around. I let him know where he's needed and what's going on with the kids.

"I also try and take care of him."

After seven stops in this journey, from the West Coast to the Midwest to the East Coast and back, the Reids have enjoyed the last three years in Kansas City.

"We love it here," she explained. "The people are so nice and kind and happy and respectful. I just love the values and the morals of the Midwest. Andrew isn't able to be out in the community like I am because he's working so much, but I'm just out in the grocery store having a great time talking to people in line."

It's a balance they have figured out together.

"It's not just the time he spends working," Tammy explained of what drives her husband. "It's how much he cares about his players and the team and doing everything in his power to help them be successful."

The man known for his work ethic, sincerity and staying true to his roots, often seen in Tommy Bahama Hawaiian shirts, has proven that in a cutthroat business like the NFL, relationships and how you treat people ultimately matters.

"I love the fact that of all the coaching jobs that I ever had, I'm talking from college to the NFL, I've been able to spend more time with my family coaching for him than anyone I've ever worked for," the assistant head coach and receivers coach, David Culley, said of Reid. "It's important to him."

The only thing that would ever trump his love for football is the love for family, and that extends to those he works with.

"He's a very Christian-type man and he cares about people," Holmgren said. "If you've bumped into him somewhere along the way, or created a friendship with him, it stays forever."

It's a life bred of a deep love for the game of football, the respect of those who have come before him and a love for those who helped him along the way.

"He's a historian," Dorsey added. "I bet you he's got his very first playbook from BYU. He's got playbooks upon playbooks—the depth, the knowledge, he has all of that, but at the end of the day, he's got a good heart."

"He's a good man, and to me, that spells it all."

(John Dorsey)

The Life and Career of Chiefs GM John Dorsey

BJ Kissel
Chiefs.com
September 13, 2016

There were 156 names on the piece of paper - one given to each person in the two adjacent rooms on the second floor of Blum Union on the campus of Missouri Western State University at training camp.

The names were of the 90 players currently on the Kansas City Chiefs roster, a few former legends, such as Len Dawson, Buck Buchanan, Bobby Bell and Willie Lanier, among others, and also included everyone on the football operations staff - from the assistant coaches, to the trainers and security personnel.

It was a quiz, and general manager John Dorsey gave it to members of the communications, video, digital, photography and public relations departments.

For anyone who has ever spent much time around Dorsey, who is entering his fourth year as general manager of the Chiefs, there's a good chance he's asked you a question about NFL history, quizzed you on different college coaches or some random facet of the game that's been the center of his life's work.

But on this particular summer afternoon, everyone was told to fill out this piece of paper and write down the colleges attended of the people listed on the paper. They were given 15 minutes.

It was his way of having fun with everyone.

Dorsey, whose body language and mannerisms as he walked around showed that he couldn't wait to collect and grade them a bit later, always finds a way to interact with everyone in the organization in the best way he knows how - with a combination for his love for the game and a little bit of humor on the side.

This is a man who led an NFL personnel staff in its first year to overhaul a roster that ultimately pulled off the greatest single-season turnaround in franchise history, a nine-win improvement from a 2-14 record in 2012, to 11-5 in 2013.

Last year, the team won a franchise-record 11 straight games, including the first Chiefs playoff win in more than two decades.

On the field, Dorsey's successes are well documented, and off the field, he's passing as well.

This written test, which he did grade and score and later shared with everyone, is just one example of how Dorsey's interactions stretch far beyond the high-level decision-making that comes with running one of the NFL's most historic franchises. It's more than that because it's important to him that he helps develop a culture of inclusion among everyone in the organization.

Dorsey can often be found wandering around the offices in Kansas City and chatting with different members of different departments. He'll leave voicemails for staff members on their birthdays and takes his positive outlook everywhere he goes.

He's accessible, and that ability to relate with everyone from a customer service representative on the third floor of the Chiefs offices to some of the most powerful people in football is why he's found success.

"You want to talk about a relationship facilitating a contract," Tom Condon, who heads up the football division of Creative Artists Agency (CAA) and is widely known as one of the most powerful agents in the NFL, explained of his history with Dorsey. "We went out to dinner and finished Alex Smith's deal. It was just the two of us, and that was because I trusted him and knew we could do something without going through the typical machinations that go on with most of these contract negotiations."

In what ultimately became one of the biggest moves of Dorsey's Chiefs tenure thus far, he sat with Condon at Aixois restaurant in the Brookside area of Kansas City and was able to hammer out the necessary details of a contract over dinner.

Some things didn't have to be discussed because Condon trusted Dorsey, which is a theme among the most powerful agents in football.

Since that move, Smith has gone on to win more games under center for the Chiefs in his first three years than any other quarterback in franchise history.

Dorsey's laidback approach and way of doing business serves him well in this arena, and it also fits in well with the players, particularly Smith.

"[Dorsey] has joked with me from day one, throws (verbal) jabs and pushes, talks crap," Smith laughed. "He's funny and has a great sense of humor with it. He comes into our meetings and he's on the practice field. He's approachable."

Dorsey joked that his first conversation with Smith after the trade may have started over something like asking Smith, "Are you scared?"

It's something Smith couldn't remember or confirm but said it probably wasn't far off. That's just his personality.

Another example of Dorsey's reputation around the league helping facilitate a move was with right tackle Mitch Schwartz, who was surprisingly let go by the Cleveland Browns this offseason after they pulled a contract offer and made him available.

Schwartz's agent, Deryk Gilmore of Priority Sports, echoed the same sentiment as all the others in that Dorsey is easy to work with because "there's no dancing" with him.

Dorsey's professional relationships led to a personal one during his time working with the Green Bay Packers, and it's what initially connected him to Kansas City and later helped make the decision to take the Chiefs job a little easier.

One of Dorsey's friends within the scouting community, Lamonte Winston, a longtime personnel staff member with the Chiefs, wanted to help his wife, Claire, set up Dorsey with a friend she was studying for the bar review with at the time. Her name was Patricia, or Trish, as her friends call her.

They reluctantly agreed, and despite her blowing off the blind date attempt on two separate occasions, they met at Jack Stack barbecue in Kansas City one night.

"I thought he was very gregarious," Trish recalled of that first date. "He was a gentleman."

It's a relationship that began in one of the most iconic restaurants in Kansas City more than two decades before one of the most iconic football organizations in the NFL brought them right back full circle.

"I think people respect the fact that he's meat and potatoes," Trish said of her husband's ability to be transparent and honest in a business that's routinely described as anything but.

Those who know Dorsey best will describe him simply as a "football guy" and family man, who

would rather be fishing with his family in Door County, Wisconsin, which is the strip of land sandwiched between Green Bay and Lake Michigan, or watching film of a prospect somewhere.

This balance of family and success is derived from a work ethic developed from watching his father, Walter Dorsey, back home in Leonardtown, Maryland.

While he'll often be referred to as "Dorse" around the Chiefs offices, to those who have known him the longest, he's simply known as "John Michael."

That's what the people back in Leonardtown - a small waterfront town that sits on the Northern end of Breton Bay off the Potomac River - still call him to this day.

It's an area rich in history that's tied to the beginning of our country as St. Clements Island, which sits just a couple of miles up Breton Bay in the Potomac, was just the third settlement in America behind Jamestown and Plymouth Rock. It's also where the country's first Catholic mass was held.

Dorsey's family lineage can be traced all the way back to the first landing at St. Clements Island back in 1634, and the history was never lost upon his family, which has deep political ties to the area.

His great grandfather, Walter B. Dorsey, was first elected to the Maryland House of Delegates in 1911. His grandfather, Judge Philip H. Dorsey, was a Circuit Court Judge who was elected senator in 1926 and the House of Delegates in 1930 and 1934.

His father, Walter, was first elected state attorney in 1954, then elected to the state Senate in 1958. He was elected state attorney again in 1982, 1986, 1990 and 1994.

"His father, who happened to be one of the best attorneys in St. Mary's Country, did a lot of things for people and never charged them," Joe Stone, a family friend, explained. "He was always looking out for the ordinary guy."

"John's father was his idol," Trish explained. "He always wanted to impress his dad - Walter Dorsey was larger than life."

Dorsey's mom was a housewife who later in life became the police commissioner after she had remarried. Dorsey's parents divorced when he was a teenager, and after that, his time was split between Annapolis, where his mother moved when he was in ninth grade, and Leonardtown, where his dad stayed.

Dorsey would always come back to Leonardtown, which is only about 60 miles from Annapolis, for a few months in the summer to stay with his dad.

That's where he learned the value of hard work, as he always had to find a job during the summer. Dorsey spent different summers brick laboring, working on a tobacco farm, cutting grass and later even painting oil barges at a refinery to make extra money.

When he wasn't working, Dorsey was often found by the water.

"John likes to refer to his childhood as a Huckleberry Finn childhood," Trish explained. "He was always outside, he was always playing. Friends of his family would joke about how many trips to the [ER] John took because he really played hard when he was little."

"If I had to do it all over again, I'd probably do it the same way," Dorsey explained. "You were exposed to a lot of different things that you probably aren't exposed to today. You got to explore and be a young man."

Dorsey recalled how he and his friends used to make a little money down by the water when they were about 10 years old.

"There were about 20 piers that stretched for a mile and a half," Dorsey explained of his hometown. "In the early mornings, we'd catch hard crabs off the piers, and by the time we finished, we'd have about a bushel. When the tide went out, we'd walk along the grass beds on the shore and get the soft crabs, probably a couple of dozen or so.

"We'd take them all up to the town and sell them to the seafood man for like 10 bucks."

Dorsey grew up with his older brother, Phil, and sister, Helen, both of whom still live back in Leonardtown.

Phil is an attorney while his sister is active around St. Mary's County with many causes.

"She wants to save the bay," Dorsey explained of Helen. "She wants to save the historical society. She's just got one of those hearts where she wants to save everybody and everything."

A lot of what Dorsey did as a kid somehow revolved around the water, where he spent most of his time, but sports were always a part of the picture for John and his brother.

"In our neighborhood, you get the Baltimore Sun on one side of the street and the Washington

Post on the other," Phil explained. "So his idol was (former Baltimore Colts linebacker) Mike Curtis, and mine was (former Washington Redskins linebacker) Chris Hanburger, and we'd go to opposite ends of the yard and just run into each other - tackle each other."

The Dorsey family had a history of attending military school, which started at Leonard Hall Junior Military Academy in Leonardtown. That's where Dorsey went to school for grades five through eight.

"Every boy in my family for the last three generations - probably past my grandfather, they've always gone to military school," Dorsey explained. "My father, my brother went there, and I went there."

This is where he first started playing football, but Leonard Hall didn't have schools in the area to play against, so they'd play JV teams from the area high schools.

"We didn't know any better," Dorsey, who got kicked off the first football team he was ever on because they found out he was too young to play at 8 years old, explained. "I've always played against older guys."

After finishing high school in the Annapolis area, Dorsey spent two years at the historic Fork Union Military Academy in Virginia, where he played football for the legendary coach and longtime Commandant, Robert "Red" Pulliam, who passed away in June of 2015.

"[John's] a guy at practice who always wanted to take on the biggest guy and wanted to prove to everybody that he was the toughest guy out there," Mikey Sullivan, an assistant coach at Fork Union, explained. "The way he played was far and above his amount of talent."

"He was a little undersized but had a big heart, and he played like that at Fork Union. He did very well for us."

Maybe it was all of those times of pretending to be Mike Curtis with his brother that developed Dorsey's toughness on the field, or perhaps it was some kind of intrinsic motivation to come out of the large shadow cast by his father's political life, but Dorsey was good at football.

The decision to go to Fork Union and be introduced to Pulliam, who turned out to be one of the most influential people in his life, was pivotal in Dorsey getting to where he is today.

"Coach Pulliam was a very unique person for all of us," Sullivan, whom Dorsey explained as being

a "mini-me" of Pulliam, said. "He had an unbelievable ability to make you believe in yourself - believe you are capable of achieving greatness, and at the same time, hold you accountable for everything you did.

"He was such a good person. You were afraid to ever embarrass him or let him down."

Pulliam spent 40 years in some capacity at Fork Union, most notably as its head football coach and longtime Commandant. He compiled a remarkable record of 170-69-7 during his 26 years as the head coach, serving as director of development, chief operations officer and later as a member of the board of trustees after he finished coaching.

Fork Union has seen more than 80 of their alumni drafted into the National Football League, including quarterback Vinny Testaverde, running back Eddie George, receiver Mike Quick and Dorsey himself, among others.

"For every kid that walks through our doors, if they grow up to be successful fathers, husbands or contributors to society, we won," Sullivan explained. "And with John Dorsey, we won again."

Dorsey was inducted into the Fork Union Military Academy Sports Hall of Fame last June.

Following a two-year standout career at linebacker at Fork Union, Dorsey originally committed to North Carolina, but he changed his mind after being told he wouldn't play until he was a junior. Now free to go where he wanted, Dorsey opted for Connecticut thanks to a connection with an old college teammate of his father at Western Maryland.

Dorsey began his college career as an outside linebacker.

"When I was a freshman, I was on the 'look' team, and we'd give them a good look, like a real good look," Dorsey laughed. "It was like week three or four when I really knew I could play with these guys. And so finally I got the trust of the coaches and they finally decided to put me in there and they put me on the outside."

It wasn't until later that Dorsey would move to a different position, and it ultimately changed his life.

"I think the defining moment [of my career] was when they shifted me to an inside backer," Dorsey recalled. "That kind of changed the whole dynamic of everything."

He explained why he liked playing on the inside.

"You can make more tackles," he laughed. "We faced a lot of Wing-T teams back then, and they could run away from you on the outside but they couldn't run away from you on the inside."

Jan Norris, a next door neighbor, who had actually babysat Dorsey as a young kid when she was a teenager, remembers travelling to many of his games in college.

"His father was scared to fly," Jan explained. "So I got invited to go along with Walter a lot because he wanted somebody to drive him. Luckily, I was able to go along quite a bit because he wanted to go to every game he could to see John Michael play."

Dorsey was a four-year starter (1980-83) for the Huskies football program and was twice named the Yankee Conference's Defensive Player of the Year (1982-83). He still ranks as the all-time leading tackler in program history with 495 career tackles and holds the single-season record with 184 tackles (1983).

After a stellar college career, which recently landed him on the College Football Hall of Fame ballot, Dorsey was drafted by the Green Bay Packers.

At the time, he thought he was going to the Miami Dolphins, but fate had other plans.

"First thing I noticed was meeting Forrest Gregg - going, 'Holy crap, that's Forrest Gregg,'" Dorsey explained of arriving in Green Bay. "That was a big deal to me."

Gregg was a six-time Super Bowl champion who played for 16 seasons in the NFL and is a member of the Pro Football Hall of Fame. He played collegiately at Southern Methodist University (SMU) in Texas, where one of his college teammates was Lamar Hunt, founder of the Kansas City Chiefs and the American Football League (AFL).

When Dorsey was drafted with the No. 99 overall pick in the 1984 NFL Draft, Gregg was the head coach and de facto general manager for the Packers, while former CEO Bob Harlan handled the contract side of things.

A fierce linebacker with an affinity for history, which makes sense considering the lineage of his family and hometown, the opportunity to play for an organization like the Packers meant everything to Dorsey.

"You run out on the field, and then you look over at the alumni section and you quickly understood what it meant to be a Green Bay Packer," Dorsey recalled. "When Otis Anderson was knocked out

of bounds, he was in front of the alumni section and the next thing you know, Ray Nitschke's pointing at him, yelling, 'Get up, this is our sideline. Get back to your huddle.'

"You're going, 'My God, it still means something to these guys.'"

It didn't take long for Dorsey to find a role with the Packers, amassing 35 special teams tackles in 1984, which still stands as a team record.

"He was like a lot of guys in a sense of - and I was one of these myself, a good old fashioned [try hard] guy," Larry McCarren, a former teammate with the Packers, explained. "I don't say that in a derogatory sense. It's more admiration because everybody respected John.

"While he wasn't the most gifted or talented guy on the team, [Dorsey] was the guy you could count on to do his job, and to do everything in his power to accomplish that job."

McCarren, who played center, vividly remembers practices against the former "try-hard" linebacker.

"When you took a peek to see who you had to go up against, and it was Dorsey, you knew it wasn't going to be fun," McCarren recalled. "He's going to hit you, and he's going to hit you with everything he's got. There was no such thing as a [brother in-law] play with John.

"If you were going against him, regardless of drill - and there was a lot more rough stuff in those days - you better bring your work gloves, because he's going to be wearing his."

During his five-year career, Dorsey had 130 tackles, 2 fumble recoveries and a pass defended. Most of his value came on special teams, where he led the Packers in tackles in three of his first four seasons, which helped him earn the nomination to be the Packers special team's captain.

Dorsey was also voted as the Packers "Man of the Year" in 1987 because of his contributions to the Green Bay community, which included heavy involvement with the Wisconsin Cystic Fibrosis Foundation.

After suffering a knee injury during warmups of the season opener in 1989, Dorsey was placed on IR and missed the season.

He would never play football again, but former Packers chairman Bob Harlan, who wrote Dorsey's first contract and had grown to respect the man who maximized every bit of his potential, believed in John - the person well enough to offer him a position in the scouting department if he wanted to

stay in football.

"I thought he had the personality to form good relationships with the coaches on the college campuses," Harlan recalled. "I just had a great deal of confidence in his future. He had great people skills."

Two years before they won Super Bowl XXXI back in 1996, the Green Bay Packers personnel staff used to take frequent trips to Appleton, a town 30 miles to the southwest of Green Bay and home of the Appleton Foxes, a minor league baseball team affiliated with the Seattle Mariners.

They would spend so much time grinding through film leading up to the draft that their boss, former Packers general manager Ron Wolf, thought it was best to get out and spend some time together.

"It was a moving office," Dorsey explained of those trips with Wolf - his mentor, who was inducted into the Pro Football Hall of Fame in 2015. "When Ron said, 'Lets go for a drive,' it meant he wanted to talk."

Those drives often led to Appleton, and whether or not it was Dorsey, or any of the other four members of his personnel staff who are now general managers around the league - John Schneider (Seattle Seahawks), Reggie McKenzie (Oakland Raiders), Ted Thompson (Packers) and Scot McCloughan (Washington Redskins) - Wolf's goal was to talk business in a relaxed atmosphere.

"Whether that helped or not, I don't know, but we did that," Wolf explained. "What helped was we got to watch Alex Rodriguez start his career."

Rodriguez had been the No. 1 overall pick in the Major League Baseball Draft by the Mariners the year before, and he was playing for the Foxes.

These NFL personnel guys were just two years shy of putting together a roster that would become a Super Bowl champion, which meant some of the decisions made and discussed during these trips were paramount in achieving that level of success.

At that time, Dorsey had been a scout for only a few years, but he was beginning to make his mark with one of the most talented personnel staffs ever assembled.

Although in Dorsey's eyes, this all almost never happened.

Soon after Wolf was hired in 1992, Dorsey remembers the first conversation they ever had. He was scouting at Rutgers and watching some film when he received a phone call.

"Some guy named Ron Wolf is on the phone for you," someone told Dorsey, as he recalled.

Dorsey thought he was getting fired.

"John, this is Ron Wolf calling, how are you doing?"

"I'm doing pretty good Mr. Wolf, how are you, sir?"

"Do you know how to work these computers?"

"Well, yes sir, I do."

"OK, good. Get on a plane, come back here and show me."

That was the first conversation between Dorsey and Wolf, and years later, the impact he would have on Dorsey's career and the careers of the other future NFL leaders in that room cannot be understated.

"I attempted to instill in each and every one of them how important it is to remember the guys that came before you," Wolf explained. "I was very fortunate that the people who came to work for me adapted to my style, and they really and truly did a tremendous job."

In 1992, Wolf hired head coach Mike Holmgren and traded for Brett Favre, then signed free agent defensive lineman Reggie White a year later in 1993, and it was those three moves that ultimately paved the way for his path to Canton and the Pro Football Hall of Fame.

If you ask Wolf, he'll be the first to tell you that all of their decisions were made as a group, and that one of his biggest accomplishments in Green Bay was surrounding himself with such talented and driven evaluators who weren't afraid to speak their mind.

"This is not their pick; this is not my pick," Wolf explained of his process. "It was our pick. It's a pick from the Green Bay Packers, and no one's feelings could get hurt."

"He was willing to teach you everything you wanted to learn depending on how far you wanted to take it," Dorsey explained of his mentor. "We learned decisiveness. We learned of the depth on how to build a team, how to work with coaches, how to build a draft board, how to communicate

and make hard decisions.

"And ultimately, how to make the pieces work, and if they didn't work, how to find a solution to whatever lies ahead of you."

The respect was mutual between Dorsey and his mentor.

"If we needed an answer to a question, he would get that answer," Wolf recalled of Dorsey as a young scout. "He wouldn't quit until he had an answer or until we had a problem solved."

It's the work ethic driven by watching his father all those years back in Leonardtown manifesting itself decades later in the prism of a football team.

Dorsey recalled one night he was working late with Schneider before the 1995 NFL Draft, and it was about 5:00 p.m. when Wolf came to them with a task.

"I want that box done by tomorrow morning," Wolf said to them, pointing at a hanger box full of almost 600 VHS tapes.

It was going to be a late night.

"Schneider and I stayed there till 3:30 a.m., and we watched every tape," Dorsey recalled. "We found one player and we drafted him - running back Travis Jervey."

Jervey, who played collegiately at The Citadel, was selected by the Packers in the fifth round of the 1995 draft with the 170th overall pick. He made the Pro Bowl in 1997 as a standout special teams player and actually laid one of the first blocks that sprung Desmond Howard's 99-yard kickoff return touchdown late in the third quarter of the Super Bowl, which gave the Packers a 35-21 lead and ultimately sealed the victory.

Dorsey spent six years as a scout for the Packers before being promoted to director of college scouting in 1997. It's a position he held for only two years before leaving to join Holmgren in Seattle in the same role in 1999.

Dorsey returned to Green Bay after just one year.

At the time he was in Seattle, he had two young sons, Bryant and Austin, who were teenagers and would soon be entering high school.

"I thought it was important for them to have their father around," Dorsey explained, "so I decided to go back to Green Bay and make sure I saw those kids grow through their high school years."

Bryant is now a district attorney back in the Green Bay area, while Austin lives in the area as well and is a commercial and residential electrician.

"They love it there, and they've turned out to be really good young men," Dorsey explained of his two oldest sons. "So that makes me proud."

After Harlan retired in 2008, he always made it a point during the Packers home games to sit with the personnel staff because he really didn't feel like sitting with the executives.

"John always had a seat for me," Harlan explained. "He kind of took care of me."

When Dorsey first got permission to interview with the Chiefs after the 2013 season, which is one of only two jobs he always said he'd ever leave for, Harlan was one of the first people he called.

"I remember the first thing I said," Harlan recalled of that conversation. "I told him, 'It's a class organization that has a wonderful fan base. I've known the Hunt family for years and respect them tremendously. I think you've got to take it. I wouldn't hesitate for a second to tell you to take that job.'"

The opportunity to come to Kansas City also meant something to Dorsey's wife, Trish, who grew up in the small town of Abilene - which sits just an hour to the west of Manhattan.

Trish attended the University of Kansas and got her law degree from Washburn, and she continued working for a Kansas City-based law firm even when they were living in Green Bay.

"I was thrilled by the possibility of it, but I know football is a very complicated business," Trish, who remembers being in the kitchen at their home in Green Bay when John called and told her of the opportunity, explained. "And so, I was very excited but tried to keep my bearings about it. It just seemed impossible that all the stars would line up for us to come back."

Just a few days later, Dorsey called Harlan to give him the news.

"Quite honestly, I would have been disappointed if he hadn't taken it," Harlan recalled.

It wasn't the first offer Dorsey had to become a general manager, or even the second, but it was the one he was waiting for.

Wolf, who retired in 2001, has his handprints all over the NFL right now with five of his former protégés holding general manager positions, not to mention that his son, Eliot, is currently the director of football operations for the Packers.

"It means a great deal to me," Wolf explained of the success of those who worked for him. "You've got four of the five guys in the playoffs last year. There's no substitute for hard work, and they're enjoying the fruits of their labor now. Like I said, there's only so many of those jobs in the NFL, and five of them came from here.

"I'm very, very proud of that."

In Kansas City, Dorsey was able to reunite with a coach who had been with him in Green Bay for nine years (1992-99), Andy Reid.

"Back then, we were both in lower positions, about as low as you could be in both of our jobs when we first started off together," Reid recalled. "We've been able to last a little bit in this business, and so you'd hope you have the opportunity to be a GM, and you hoped to have a chance to be a head coach, so it's worked out for both of us."

From the beginning, Dorsey impressed those within the Chiefs organization.

"His enthusiasm for the opportunity came across even before that interview," Chiefs chairman and CEO Clark Hunt said at the time. "I had a chance to speak with him on the phone a couple days before that (interview), and he expressed how excited he was that I was reaching out to him. In his interview, although it went on for a while, he showed a high degree of enthusiasm the whole way.

"I know he has had chances to go other places, and for whatever reason, he decided not to, and I am thrilled that we were able to attract him to the Chiefs."

"It symbolizes everything I believe in," Dorsey explained of joining the Chiefs. "From the proud tradition, to the fan base, to the ownership. I mean, everything matched what I thought was important in professional football."

"The immediate impression, especially in that context, was that he's a football guy," Chiefs president Mark Donovan recalled of Dorsey's interview. "You can argue different approaches to what the GM has to handle, but he has a passion for it."

Those who had known Dorsey for a while, like his friend Hans Schaup from Green Bay, had no

issues putting their money on the line knowing the kind of success Dorsey would have sooner rather than later.

"I became a Chiefs season ticket holder that April," Schaup explained. "[Dorsey] gave me the number to call, and now I have four seats right on the 30-yard line behind the Chiefs bench. That's how much confidence I have in [Dorsey] and Andy [Reid] turning around the ship."

In just a short time, Dorsey has taken the lessons he learned from Wolf, and just like Schneider in Seattle, McCloughlan in Washington, McKenzie in Oakland and Thompson in Green Bay, made them fit with the Chiefs.

"I think we tweak it to our strengths and weaknesses," Dorsey explained of his philosophy. "We all put our own stamp on it, but the blueprint is there. I've always said, 'We're 85 percent Atlanta Braves, and 15 percent Oakland Athletics.'

"Touch it, feel it, smell it - Braves. Analytics - Athletics."

Dorsey is more of an eye-test guy, and it has served him well throughout his career and particularly over the past couple of years overhauling a roster in Kansas City.

"I remember the first year, we had a lot of circles up on the board," Reid explained of the personnel staff he uses to analyze the roster. "This year, there aren't those 'circles,' so that's a good thing."

One of the most valuable lessons Dorsey learned while working for Wolf was that everything was in the details. That showed itself in many ways, particularly leading up to each NFL Draft.

As they would set their draft board each week, the scouts would have to take turns setting the board under the watchful and detailed eye of Wolf.

"[Wolf] would go down every team's board, and he would know every tag," Dorsey recalled. "If it was your week to do the board, God help you if you can't find those mistakes. Every week, once a week, he would come in there and find a mistake and go, 'I think so and so is not in there. I believe that number's wrong. I believe he ran a 4.48 not a 5.28.'"

It was an amazing display and goes to show you the level of detail Wolf had throughout his career, and it's a process Dorsey has kept for the next generation of potential general managers on his staff.

"We still try to adhere to that principle today with the young scouts," Dorsey explained. "And they'll tell you, we still do that. Jimmy Noel and Matt Donahoe, we still get them on that board."

Dorsey's right-hand man with the Chiefs is Chris Ballard, who left the Chicago Bears after 12 years in their personnel department to join Dorsey in Kansas City.

"I trusted him," Ballard, who first crossed paths with Dorsey while scouting at Louisiana Tech back in 2000, and then later on, when Dorsey helped organize the Hula Bowl, a college football showcase that ran for more than 60 years before ending in 2008, explained. "Especially just knowing a lot of the people I knew in Green Bay, knowing [Dorsey], and knowing what he stood for and what kind of man he was, it made it an easy decision."

Ballard, who is widely considered one of the top evaluators in the game as well, has learned plenty from his mentor over the past four years in Kansas City.

"I've learned from John that there's always a player out there and you've always got to continue to dig and look, and you can't be scared to bring that guy on your team," Ballard explained. "You've got to be aggressive. If you think this guy's better than somebody that you have, you've got to be willing to make the move. We're not drafting for our egos. We are drafting for the Chiefs and I've learned that from John."

"It doesn't matter what anybody else thinks. It only matters what we think in that room because at the end of the day it's the Chiefs' pick."

One of the most recent moves that's attributed with the success of the personnel staff was the decision to draft the NFL's reigning Defensive Player of the Year, cornerback Marcus Peters.

"One thing about [Dorsey] is he never makes it about him," Ballard explained. "It's about us. It's about that room - the coaches, the scouts, and all of us getting it right together. At the end of the day, that's what always stays. Even when he has a strong belief in a particular player, he wants to get everybody on board with it."

In the case of Peters, Dorsey wanted to get everyone on board.

"He absolutely, unequivocally wanted Peters," Ballard recalled of the work leading up to that draft. "I give him a lot of credit for that because everybody tried to poke holes in his steadfast belief that this kid was a good kid at heart and was going to be a great player for the Chiefs."

"And he was right - he was dead right."

After a Pro Bowl season and plenty of hardware and accolades for his rookie season, Peters' relationship with Dorsey is one of mutual respect.

"We understand each other," Peters explained of him and Dorsey. "When we need to talk, we talk, but I love him. He's a cool dude."

Whether it's hitting on a first-round pick or a slew of waiver-wire pickups, as was the case back in 2013 when the Chiefs picked up seven players after rosters were cut down to just 53 players, Dorsey showed you can build depth of talent in any number of ways.

Three of those seven players are still on the roster, and two of them, safety Ron Parker and defensive lineman Jaye Howard, are starters for a defense that's allowed the second-fewest points in the NFL over the past two years.

Both of those players have also earned multi-year contract extensions from Dorsey and the Chiefs.

"That was probably one of my most fun days in scouting," Ballard recalled of that waiver-wire period back in 2013. "I've never been a part of something where we had to claim so many players and found so many players."

Ballard has also learned from Dorsey how to deal with missing on a player.

"We might make a decision that we'll back away and have to move on from because it's not the best thing for the team in the long run, and that stings every once in a while, all of us," Ballard added. "I mean, we're going to have players that we don't get right, but at the end of the day, we're going to find the right players for the Chiefs, and [Dorsey's] outstanding at that."

Dorsey often describes himself as an "eternal optimist," which is an apt description for a man who had his fair share of blue-collar jobs growing up, and he's taken that same attitude to what many would consider a job that's far from blue collar.

"The one thing I don't think people realize is, those years in the trenches, those years scouting on his own in a rental car in the backwoods of Mississippi or Georgia, or wherever, trying to do the extra piece of research on a certain player," Donovan explained. "The work he put in and his understanding of how important that work is, that little detail, which says, that's why you don't draft

that guy, or that's why you do draft that guy - those are his best stories."

Getting that blue-collar attitude out of Dorsey is easier said than done.

"We had to deal with it this offseason," Donovan laughed. "He's a general manager now, and to start taking off and going to some back neighborhood to talk to friends of a potential player may not be what he needs to do right now.

"He's still trying to do the things that he used to do as a scout because he knows the importance of the little details."

In the world of professional football, which is often portrayed as anything but honest and forthcoming, Dorsey's reputation, described as "flawless" by NFL super-agent, Tom Condon, stretches across the spectrum of people he's worked with over the years.

"If he tells you something is blue today, it's going to be blue tomorrow," Tony Paige, the executive vice president of football for Perennial Sports and Entertainment, said. "It won't be blue today and green tomorrow. He's a straight shooter - always has been."

Paige played nine years in the NFL and first became friends with Dorsey when he was a fullback for the Detroit Lions at the same time Dorsey was playing with the division-rival Packers.

"He's one of the best and most talented evaluators I've ever known," Paige added. "I've been an agent for more than 20 years and in this league for more than 30, so I've got a lot of respect for the guy.

"Nobody watches more film than him."

Beyond the film room, Dorsey has earned his reputation by being genuine with people, regardless of whether they're interns during training camp or parishioners at his church.

"He's really concerned about the character and giving people a chance," Bishop Bob Morneau of the Resurrection Church of Green Bay, explained of Dorsey, whom he'd grown close with all those years Dorsey and his family lived in Green Bay.

Morneau remembers watching Dorsey chase around his two youngest children, Jack and Catherine, in the narthex during mass on Sundays because as Morneau said, "they were a little rambunctious" and had to step out.

"I just remember how attentive he was to the children and how loving," Morneau recalled, "and then I was just impressed with his character. He's always been a gracious man - a man of great moral character."

To this day, Dorsey considers Morneau one of the most influential people in his life, and he'll call and ask for a prayer from Morneau for the players heading into a big weekend, and it's never about winning, but rather about keeping them safe.

When the Chiefs played in Green Bay over the last two years, Dorsey invited Morneau to the team hotel to offer a church service for any players who wanted to attend.

Dorsey's faith is important to him.

"He has an appreciation for their life outside of just football," Morneau explained. "He trusts in a person and their families and their interests. He has a real sense of human dignity and these individuals are persons, not just football players."

One example of this taking place was with former Packers linebacker Jamari Lattimore, who signed with the team as an undrafted free agent linebacker out of Middle Tennessee State back in 2011.

Lattimore's agent - Tony Agnone of Eastern Athletic Services - has known Dorsey for more than three decades because he actually tried signing him as a client when he was coming out of college. Agnone explained that Lattimore wasn't ready for a lot of things coming into the NFL.

"[Dorsey] did everything he could to help him," Agnone recalled. "He helped him get a car and even helped him get a sport coat. He helped get his apartment taken care of. I mean, John personally did that. That is the kind of thing that you don't really see much in the NFL right now.

"That's really kind of an old school thing."

Agnone and Dorsey have a streak going at the Senior Bowl in Mobile, Alabama, going back a couple of decades in which they make sure to find one day to eat breakfast together every year.

One of Dorsey's favorite sayings is, "God created two ears and one mouth," which is fitting for the way he has developed his reputation around the league.

"I think what a lot of people don't understand is how much of a relationship business the business of football really is," Rick Smith, a partner at Priority Sports and Entertainment, explained. "The

guys who understand that happen to get a lot of things done, and guys who don't, struggle.

"Dorsey understood that right away. He listens to you. He calls you back and hears what you have to say, and he'll change his mind if he hears something a little different than what he's thinking that makes more sense to him. He's just great that way, and I think that certain transactions happen in Kansas City because of those relationships.

"I think all things being equal, you tend to want to do business with guys that allow you to do your job, and [Dorsey] gives that probably more than anybody in this business." it's something Dorsey was taught as a kid, and it stuck with him.

"There's five people you meet through life's journey who make an impact on your life," he explained.

Outside of his family, obviously, Dorsey said he's already identified four of those people in his life - starting with Robert "Red" Pulliam from Fork Union, continuing with Harlan, Wolf and Morneau in Green Bay.

Those are the non-family members who have had the biggest influence on who and where Dorsey is today, and beyond that, there's simply a deep appreciation and love for the game of football.

"When you talk to John about football, you can't get away with just talking about the season," Trish explained. "You have to be really well-versed in the history of it. As the game has become so much more commercial and so much more pop culture, he's grown with that, but he's never lost sight of the history."

Whether its quizzing interns during training camp about current and former NFL players, or maintaining old friendships that lead to moves which could hopefully bring the Lombardi Trophy back to Kansas City, Dorsey has done things the right way through his tenure so far.

"What he's best at is what's most valuable to this organization - building a team, evaluating talent, putting people in the right places and working with a coach," Donovan explained. "If you asked him, I'd assume that would be his answer, too.

"He's learning all of the other things - with the media and business stuff that we make him do, that's a part of it and it's important, but at the end of the day, what we want him to be the very best at is what he is the very best at."

Through it all, Dorsey has never forgotten where he came from.

"Everybody that has been a part of his life, he's still much entwined with and keeps in touch with," Ron Jensen, a friend back in Leonardtown, explained. "He's never forgotten anybody. You don't find that a lot of times once people become very successful."

Dorsey is the same guy who spent much of his childhood in the emergency room because he was always exploring things outside, and who still finds time to email back his old babysitter, Jan Norris, who lived next door to his parents growing up and who sends him the positions she thinks the Chiefs should focus on in the upcoming draft.

She jokingly takes credit for the Chiefs first pick being a defensive lineman in former Mississippi State Bulldog Chris Jones.

On a deeper level, Dorsey provides items each year for an auction back in his hometown in honor of his friend's daughter, Jenna Stone, who tragically passed away three years ago.

The "Jenna Stone Memorial Golf Tournament" and auction raises money for an activity fund at the local high school, St. Mary's Ryken.

"John Michael never ever misses sending something," Joe Stone, Jenna's dad, who gets "Happy Father's Day" cards from Dorsey "out of the blue," Stone explained. "It just means so much to me."

That's the Dorsey they all know back in Leonardtown, and when asked about remembering longtime friends with those types of gestures, Dorsey would rather not make a big deal out of it, saying, "Those are just the things you do in life."

Those are just the things he does in life, just like the quizzes he hands out to staff members for fun or the sport coats he gets for players who need the help. There's a genuine love and respect for people underneath it all for Dorsey.

"We tend to complicate life," Dorsey explained. "You treat people the way you want to be treated, and communicate. It's pretty easy."

(Eric Berry)

Eric Berry named NFL's Comeback Player of the Year

Marc Sessler
NFL
February 6, 2016

SAN FRANCISCO -- Eric Berry's return from Hodgkin's lymphoma was, in the eyes of many, the best story in football this season. The Associated Press agrees, naming the Kansas City Chiefs safety their Comeback Player of the Year at *NFL Honors* on Saturday.

"There were some tough times. There were times I felt like I couldn't do it anymore," Berry said in his acceptance speech. "There were times of uncertainty. ... There were a lot of lonely nights but my mom was right there. ... When I lost my hair, (my dad) shaved his head so I wouldn't be by myself and I love you to death for that."

Berry added, "I knew I would be here, but I feel like I'm dreaming right now."

After leaving the team late in 2014 to battle his illness, Berry roared back in 2015 to earn his fourth Pro Bowl selection and second first-team All-Pro nod, looking as good as ever for a Chiefs defense that surged down the stretch during Kansas City's heady 11-game win streak.

"Oh man, it was terrifying at first," Berry told NFL Media's Alex Flanagan on Thursday's edition of *Super Bowl Live*. "Just hearing 'You have cancer' -- it was tough. But I had a great support system."

Berry told Flanagan that he never considered walking away from the game, saying: "That wasn't even my focus. My focus at first was just getting healthy and getting back to E.B., being able to have a normal day. Then I just started seeing progress. And I was like, 'Man, I'm going to get back on the field.'"

Berry dominated the race for Comeback honors, netting 38 of the 50 votes. Cardinals quarterback Carson Palmer finished second with six votes ahead of Vikings running back Adrian Peterson with four. San Francisco linebacker NaVorro Bowman and Bucs running back Doug Martin each grabbed a solo vote.

At 27, Berry still has plenty of time left to add to his legacy as one of the league's top safeties. The Chiefs plan to keep him around, too, with NFL Media Insider Ian Rapoport reporting that Kansas City is ramping up talks on a new contract for the soon-to-be free agent.

That's business for another time. Today we can celebrate what Berry has accomplished.

(Marcus Peters)

Chiefs' Marcus Peters named NFL's defensive rookie of the year

Terez Paylor
Kansas City Star
February 6, 2016

SAN FRANCISCO – Talk about a dream scenario.

No one represents his city more than Chiefs cornerback Marcus Peters, a proud Oakland native. So really, what better place to receive the NFL defensive rookie of the year award — which he was awarded Saturday night during the league's NFL Honors program — than San Francisco, which is a short drive across the Bay Bridge.

"It means a lot, you know," Peters said. "It shows all my hard work and trusting and sacrificing that I had to do to get to this point. It's been a hell of a year for me, to turn around and think back last year around this time, what I was going through."

The honor caps a remarkable season for Peters, who was dismissed from Washington during his redshirt junior year for repeating disagreements with the coaching staff but was still taken by the Chiefs with the 18th overall pick in the 2015 NFL Draft.

"All it was was just me and my family and a dark tunnel — we always believed we could get to this point because my confidence in myself was never going to change at all, so everything else around me, I just needed to tight up a little bit," Peters said.

Chiefs cornerback Marcus Peters examines the many reasons he's happy and grateful to be named the NFL's defensive rookie of the year.

On the season, Peters added a dash of playmaking to a secondary that desperately needed it. He tied for the league lead in interceptions with eight, and led the league in passes defended with 26.

He and second-round pick Mitch Morse, who started 15 games at center, represented a respectable haul in last year's draft, something Peters wasn't shy about pointing out Saturday.

"The Chiefs stole the draft last year," Peters said. "I knew I was the best defensive player going into last year's draft. My demeanor ... even when I'm just hanging around my teammates, it just comes off a little strong. And my mom, she tells me all the time that I need to soften it up a little bit.

"But that's the grind, that's the grind that I get from Oakland. It teaches me to make sure I keep my core solid and trust and believe in family."

Peters helped the Chiefs, who tied for last in the league in interceptions last season with six, increase that number to 22, the second-most in the league. He also returned two interceptions for scores and finished with 60 tackles.

(Derrick Johnson)

Chiefs LB Derrick Johnson: “I want to be a part of it”

BJ Kissel
Chiefs.com
March 14, 2016

The veteran linebacker’s heart was always in Kansas City.

“We aren’t going to let good football players go.”

That’s what Kansas City Chiefs general manager John Dorsey said a few weeks ago at the NFL Scouting Combine when asked if they were going to bring back veteran linebacker Derrick Johnson, who was scheduled to become a free agent when the new league year began.

Johnson, who is the franchise’s all-time leading tackler and who has been one of the most beloved players in the community since he joined the Chiefs back in 2005 as the team’s first-round pick (No. 15 overall) out of the University of Texas, didn’t give leaving much thought.

“There wasn’t a doubt,” Johnson said of whether or not he’d be returning to the Chiefs, despite outside interest from other teams.

Johnson had said all along that he wanted to come back, and he wasn’t the only member of the defense to re-sign with the team last week.

Both veteran linebacker Tamba Hali and defensive lineman Jaye Howard signed multi-year contracts to stay as well.

“The chemistry we have, that’s very important,” Johnson explained. “We’re a close-knit group. You don’t want to break that up. [John Dorsey] and the organization, they made sure they kept the nucleus of the defense together.

“I was happy to see my brother Tamba [Hali] get his contract done.”

In fact, Johnson and Hali had been communicating with each other over the offseason, trying to make sure they were going to keep this group together.

When Hali signed his extension, Johnson was among the first to reach out to him.

“It was one of those old friend moments,” Johnson recalled, “and I told him, ‘Hey, whatever I have to do, we’ll work together to get this done.’”

“At first, [Hali] was a little worried because it was getting down to the wire, but the old man hadn’t left him yet,” he laughed.

Johnson and Hali will forever be connected as they were the team’s first-round picks in back-to-back years—2005 and 2006. They have 10 Pro Bowls between them and have seen the ups and downs—good seasons and bad—and those experiences created a bond they weren’t going to break.

They helped lead a defense which allowed just 12.1 points per game during the final 13 contests of 2015, a mark that led them to a franchise-record 10 consecutive wins and their first playoff victory in more than two decades.

The defense was the catalyst for last season's turnaround from a 1-5 start, all the way to the best season for the franchise since "The Sandlot" was one of the top movies at the box office.

"The last two years, we've beaten the Super Bowl champions," Johnson added.

In Week 4 of the 2014 season, the Chiefs beat the New England Patriots by a score of 41-14 on Monday Night Football at Arrowhead Stadium. The Patriots would go on to win the Super Bowl. In Week 10 of this past season, the Chiefs beat the Denver Broncos, 29-13, and they would also go on to win the Super Bowl.

"You've got to beat them at the right time," Johnson added, "but I think we're very close. We're not one of those rebuilding teams. We're a team that's going to be in the thick of it at the end of the day."

Individually, Johnson rebounded from a ruptured Achilles suffered in Week 1 of the 2014 season to be named a second-team All-Pro last year by leading the team with 116 tackles, also picking up 4 sacks, 2 forced fumbles and 2 interceptions.

"I wasn't surprised," Johnson said of the level he played at in 2015. "I expected it, but sometimes I sit back in bed like, man, I'm checking my Achilles, checking certain things like man, it's this really happening right now?"

"I'm back. I'm really back to form, and that's a blessing, man."

"Much to the surprise of those who don't know him very well, Johnson did regain that form and was Pro Football Focus' No. 8-ranked linebacker in 2015.

"He's athletic. He's instinctive. He never has to leave the field," Dorsey noted of Johnson. "He's 33 years old, but he didn't play like a 33-year old (last season)."

"There's still some juice left in that guy."

After 11 seasons with the team, Johnson understands the position he's in and how close this organization is to grabbing something special.

"I've had some ups and downs," Johnson said of his career with the Chiefs. "I've been through three general managers, five head coaches, but the best is yet to come. We're still chomping at the bit trying to get this ring. That's the main thing—to win the Lombardi trophy and get a Super Bowl win.

"[Tamba and I] will keep going at it until we get it."

When it comes to his legacy, Johnson is aware of what he's accomplished, but not focused on it.

"When I retire, I'll think about it even more," he said. "I'm at an age that I know I can't play another 10 years. Signing this three-year deal, it just assures that I can help this team win. That's all I want to do, be a part of this great legacy that's about to go on now."

“Andy [Reid] has been here for three years and his record shows what he’s trying to build here, and I want to be a part of it.”

Johnson is doing far more than just being a part of it—he’s leading the charge, which is right where he belongs.

(Mitchell Schwartz)

Chiefs' expensive acquisition of Mitchell Schwartz makes sense in AFC West

Terez Paylor
Kansas City Star
March 25, 2016

The left tackle position has long been considered the most important one on the offensive line. The protector of the quarterback's blindside, he's the one who often blocks the league's best edge rushers.

But in the Chiefs' division, the AFC West, the right tackle spot might be just as important. Four of the league's best edge rushers — Denver's Von Miller, Oakland's Khalil Mack, Kansas City's Justin Houston and San Diego's Melvin Ingram — each rush off that side, meaning there's no place for lumbering, predominant-run blocking right tackles in this division.

That is, to be sure, one of the reasons the Chiefs felt comfortable giving former Cleveland Browns right tackle Mitchell Schwartz a lucrative five-year deal worth \$33 million during free agency. That is the most guaranteed money being paid to a veteran right tackle, according to J.I. Halsell, a former Washington cap analyst who runs NFLContractMetrics.com.

With left tackle Eric Fisher said to have a cap number of \$7 million in 2016, the Chiefs have a lot of money tied up in the position this year, but Chiefs coach Andy Reid thinks it's worth it.

"(It's) huge," Reid said on a recent conference call. "You want to make sure you're secure on the edge and at the same time, give the quarterback an opportunity to step up when he needs to with a firm inside three. Having two tackles, particularly in this division, ends up being very important."

Reid isn't the only coach who feels this way. Two of the coaches who face the Chiefs twice a year in the AFC West — Oakland's Jack Del Rio and San Diego's Mike McCoy — spoke this week at the NFL's annual meetings about the importance of having a right tackle who can pass protect.

"You better have good linemen and you better have good design, because there's a lot of great pass rushers in this division," Del Rio said. "And it starts with the Super Bowl MVP. Von is a special, special guy off the edge, and I think Khalil has a chance to be that. That's part of surviving in our division — you better get ready to block those guys."

McCoy agreed.

"It's critical (to have two), because that's what we see week-in and week-out in our division, teams that have two (good) guys coming off the edge," McCoy said. "... Anytime you can add a good tackle to your roster, facing the type of rushers we have, it's critical to your passing game."

Schwartz seems to fit the bill. The AFC North coaches who faced him twice a year since 2012 — Pittsburgh's Mike Tomlin, Baltimore's John Harbaugh and Cincinnati's Marvin Lewis — all spoke highly of him this week.

"Big, strong, good rangy right tackle," Harbaugh said. "Very physical, very smart player. I would see that he'd be Andy Reid's kind of guy. Seems like a smart, tough, great competitor."

Tomlin agreed.

"I thought he was a solid, starter-capable right tackle," Tomlin said. "He's available. He's got durability. I don't know he missed any game that we were scheduled to play against him. I think he's a good player."

Lewis concurred as well. "I think he's been a hard-working guy," said Lewis.

Lewis' former offensive coordinator, Hue Jackson, is now the head coach of the Browns, who lost Schwartz to the Chiefs in free agency.

"We'd love to bring all of our players back, but it didn't work that way," Jackson said. "He's a Kansas City Chief now, so we need to leave it at that."

The Browns' pain is the Chiefs' gain. Schwartz figures to be a plug-and-play option at right tackle for a Chiefs team that surrendered 46 sacks in 2015 (tied for the sixth-most in the league). His pass-blocking grade of 86.8 in 2015 was the seventh-best mark in the league, and second-best among right tackles.

Schwartz's presence also allows the Chiefs' 2015 starter at right tackle, Jah Reid, to shift down to a guard position, where he was more impressive in limited action last season.

During a conference call with reporters, Schwartz made it clear that he takes pride in his durability — the former second-round pick hasn't missed a snap in four seasons — and pass protection, as he often uses his superb balance and technique to corral dangerous edge rushers.

"I've always been big on technique — that was engrained in me in college by my offensive line coach, Jim Michalczyk at the time," Schwartz said. "He was huge on technique, and technique kind of overcomes all the other things. You need to be strong, you need to be athletic, you need to be fast, (but) having good technique makes you a solid player."

"And then if you add the speed and the strength on top of that, it can make you into a pretty good player."

Good technique is important, he said, because in the heat of battle against elite athletes like Miller and Mack, one has to largely rely on instincts.

"You're not thinking about too much, you just have to react to things, and by that point, it's all muscle memory — you have to have a good foundation for what you're doing," Schwartz said. "That's how you get good at anything, you just have to practice it over and over and keep striving for perfection."

When it comes to the latter, Schwartz said he learned a ton by flanking star left tackle Joe Thomas — a nine-time Pro Bowler and likely future Hall of Famer — for the last four years.

"I couldn't have had a better player to go with," Schwartz said. "And then he turned out to be a great guy and a great friend to me, as well, to help me out."

Schwartz's durability and skills in pass protection aren't the only things he's got going for him. Reid confirmed this week that Schwartz, a former college left tackle, could slide to the left side in a pinch.

"Yeah, I think he probably could play anywhere along the line," Reid said. "He's highly intelligent, not only in the books, but also football-wise. I think we could probably swing him wherever, left tackle included, if needed."

However, Reid also made it clear that the expectation is that Schwartz and Fisher will form a strong pass-blocking tandem in an elite pass-rush division. That's what he was signed for.

"Fish (Eric Fisher) did a good job for us, so that would be more of an injury thing than anything," Reid said.

"Listen, we know the Schwartz family, we had Geoff here, and we appreciated his time here. He helped get us started in our first year here. His brother is similar, he's very durable and very intelligent and a hard worker. We like all of those things. Knock on wood, I'm not sure he's missed a game, he's reliable there. And reliability ends up being an important thing in this league.

(Nick Foles)

Chiefs' Andy Reid is the guy Nick Foles wanted to play for

Adam Teicher
ESPN
August 5, 2016

ST. JOSEPH, Mo. -- To get his career back on the track it was on a couple years ago, quarterback Nick Foles believed there was only one place he could go, one coach he could play for.

That's why Foles, in a way, returned to his NFL roots by signing with the Kansas City Chiefs. His NFL career began in 2012, when he played one season for current Chiefs head coach Andy Reid, who was then coaching the Philadelphia Eagles.

"After we got the release done with the Rams ... we had some time to think about everything," said Foles, who practiced with the Chiefs for the first time at training camp on Friday. "It was always going to be an opportunity to be around someone I just respect and love. Coach Reid was the guy who drafted me as a rookie. He was a guy I always stayed in touch with, always thought the world of. As I sort of stepped away from the game for those few days, I was able to talk to him about how I felt and we just went through it.

"It was really only [about] coach Reid. I didn't care about any other offer. I told my agent, 'That's the guy I want to play for.'"

Foles was the third-team quarterback in practice Friday behind starter Alex Smith and backup Tyler Bray.

Reid and the Eagles drafted Foles in the third round in 2012, and his career got off to a promising start that year. Foles started six games as a rookie and though the Eagles won only one of them, he finished the season with more touchdown passes (six) than interceptions (five).

Reid, fired by the Eagles after the 2012 season, joined the Chiefs the next season. Foles' career hit its high point in that 2013 season. He threw 27 touchdown passes and only two interceptions for the Eagles, by then coached by Chip Kelly.

But he gave some credit to the lessons he learned under Reid for the success he had that year.

"That's a great guy to play for," Foles said. "I'm blessed to have the opportunity to be back with him.

"He got out of me more than I ever thought possible. He pushed me to every throw, everything I did, to just be aggressive. He really helped me become the player [I became] the next year."

Chiefs wide receiver Jeremy Maclin played a couple of seasons with Foles for the Eagles. He said he wasn't surprised that Foles opted to play again for Reid, which Maclin himself did last year.

"It goes to show the type of respect people who play for coach Reid have for him and the kind of faith they have in him," Maclin said. "Any time Big Red wants you to be a part of what he has going on, that's an honor. It didn't surprise me that this would be a spot that he'd pick."

(Tamba Hali)

Tamba Hali is Documenting His First Trip Home to Liberia in 24 Years on Social Media

Pete Sweeney

Chiefs.com

Posted Apr 11, 2016

Hali escaped the country amid a civil war in the '90s

A major part of Kansas City Chiefs veteran linebacker Tamba Hali's story is how he escaped from Liberia in 1992 amid a deadly civil war in the country.

Over the weekend, Hali began taking to social media to document his first trip to his native country for the first time in 24 years.

"Reunited with my family in Liberia. Haven't been back since 1992!"

"Speaking to the youth after a quick swim."

"The house I grew up in before we had to flee the country during the Liberian Civil War."

"The river we caught our fish in."

"It was a pleasure to see and talk with the President of Liberia, Madam Ellen Johnson."

(Jeremy Maclin)

Jeremy Maclin Honored with Distinguished American Award

Keiana Martin
Chiefs.com
May 7, 2016

Chiefs receiver and University of Missouri grad Jeremy Maclin was honored with the Don Faurot "Distinguished American" Award at the National Football Foundation and College Hall of Fame Inc. 24th Annual Awards Banquet this week.

The award is one of the highest honors awarded to MU alumni and is named in honor of the late University of Missouri legend Don Faurot, inventor of the notorious University of Missouri Split-T offensive formation first used in the 1941 season. The formation helped the Tigers to win all but one match that season.

Unavailable for the event, Maclin's family accepted the award on his behalf.

"It means a lot to be that recipient of that award from just a prestigious man and what he's done for football throughout the state of Missouri," Maclin said. "Unfortunately I couldn't attend, but my family was there and represented me well."

Jeremy wasn't the only Maclin to receive an honor that evening. His younger cousin, Jarius Maclin, received the same award Jeremy received years prior: a class scholarship award recognizing excellence on the field and in the classroom.

"I remember back when I was a little kid, I also went to that same award banquet and also received the same award my little cousin got. So for them to double back and keep me in mind, and just recognize me for what I've done is pretty cool," Maclin added.

Established in 1966, the Distinguished American Award recognizes outstanding candidates who have exhibited leadership qualities and made significant contributions to the betterment of amateur football in the United States.

(Tamba Hali)

Tamba Hali Continues to Exemplify Special Leadership Traits

BJ Kissel
Chiefs.com
June 3, 2016

Hali has been benevolent with his time throughout OTAs for the Chiefs

After 11 seasons in the NFL and currently ranking second in Kansas City Chiefs franchise history with 86 career sacks, [Tamba Hali](#) has earned his place as one of the best defensive players to ever step foot on the field at Arrowhead Stadium.

We've come to know it as "Tamba Time."

Beginning with the dreads and visor back in the day, Hali's relentless pursuit of opposing quarterbacks over the years has defined the man who steps between the lines every Sunday in the fall, but it's the man who has spent the last two weeks at OTAs dedicating his time to the younger players that defines the character of a truly special individual.

"He's all about the team," Chiefs coach Andy Reid explained of Hali. "He has been that way since I've been here and I'm sure he

was that way before I got here. I love his attitude. He's all about the Chiefs and we're glad to have him here for everything that he does besides being a great football player."

After undergoing offseason knee surgery, Hali hasn't participated in OTAs, but that hasn't kept him away from the field. He's out there every day working off to the side with his younger teammates, passing his extensive knowledge to help the next generation of "Sack City" be ready to take over when the time comes.

Hali doesn't have to be out there. He's doing this on his own time, which could be spent doing literally anything else.

With his pedigree and prominent place in franchise history, Hali has every reason to take time off and only focus on rehabbing his knee and relaxing. Nobody would bat an eye if that's what he decided to do, but the deep intrinsic leadership qualities he possesses won't keep him away from the field.

"If there's ever a definition of all in, he's all in," defensive coordinator Bob Sutton explained of Hali. "Every day, every way, and that's a great thing for us on defense. It's a great thing for our team because one of your premier players has that kind of attitude and he's doing whatever he can do, which is limited right now, but he's doing it and that's all you can ask anybody."

Hali said earlier this offseason that his rehab has been going well and that he's progressing on schedule.

Whether he's producing on the field or working with guys off to the side, Hali continues to show special leadership traits.

(Derrick Johnson)

Derrick Johnson Raised \$110,000 At This Year's Celebrity Waiter Night

Pete Sweeney
Chiefs.com
June 8, 2016

It was the fourth annual event benefiting Johnson's Defend the Dream Foundation

Kansas City Chiefs all-time leading tackler Derrick Johnson hosted his fourth annual "Celebrity Waiter Night" benefiting his Defend the Dream Foundation at the Grand Street Café in Kansas City, Missouri, on Monday night. In total, the evening raised \$110,000 on the evening.

Johnson and 14 of his teammates, including Dontari Poe, Alex Smith, Charcandrick West, among others, served as actual waiters for the guests in attendance on a night that included a silent auction, a live auction and other games.

"Man it's awesome," Johnson said. "Celebrity Waiter Night caters to any inner-city kids through education and it's all about giving back and giving the core values that I grew up on. That's making sure education is important, having a good attitude and always doing you best."

The foundation uses the funds raised at Waiter Night for two main initiatives—DJ's Discovery Dens and Gearing Up! Together. According to Defend the Dream, these programs have resulted in nine reading oases containing 10,800 age appropriate books, and 300 kids receiving school supplies before heading back to school.

"The Voice of the Chiefs," Mitch Holthus, played host to the evening's events for the fourth consecutive year.

"The cause is awesome," Holthus said. "Derrick has such a heart for education with his mom being a career educator and he has made an impact in Kansas City building his reading labs and specifically for schools that need it the most.

"We continue to talk about funding for schools in all places throughout the Chiefs Kingdom, but Derrick makes it real. The work he has done particularly for the inner-city reading areas and reading labs, so that the Defend the Dream Foundation is profound."

Newcomer to Kansas City, offensive lineman Mitch Schwartz, shared Holthus' feelings on the event.

"Any time you can go out and help kids, help individuals that need it, it's a really good opportunity," Schwartz said. "It's really cool to see people who take the initiative and I know a lot of people like to help, want to help, but to actually go out and do it and start something like that, it shows a lot of commitment on his part."

During the event, Dr. Anthony Lewis, the director of elementary education for Kansas City Public Schools, spoke to just how effective the program has become, specifically citing examples of two children he has seen positively impacted firsthand.

(Eric Berry)

Eric Berry wins George Halas Award

Associated Press
June 20, 2016

Kansas City Chiefs safety Eric Berry has won the George Halas Award for overcoming adversity to succeed.

The Professional Football Writers of America honored Berry on Monday. Berry, the AP's Comeback Player of the Year, overcame a diagnosis of Hodgkin lymphoma in late 2014 to return to the field and have an All-Pro season in 2015.

The 47th Halas Award winner, Berry is the first member of the Chiefs to receive the honor. He underwent six rounds of chemotherapy treatment from Dec. 10, 2014 until May 13, 2015. Berry was declared cancer free last June 22, and he was on the field for the first training camp practice July 29.

Berry returned to the starting lineup in Week 2, was third on the team with 61 tackles (55 solo) and had a pair of interceptions.

(Jeremy Maclin)

Offseason workouts with Jeremy Maclin pay off for Chiefs' Chris Conley and Albert Wilson

Terez Paylor
Kansas City Star
June 27, 2016

On one late afternoon last February, Chris Conley was feeling pretty good about himself when his cell phone buzzed.

Conley had just completed his rookie season with the Chiefs. He planned to spend the offseason working out at the University of Georgia, his alma mater. He had just moved into a short-term apartment in Atlanta.

Little did he know that plan would quickly be turned on its head.

"Chris!" Jeremy Maclin said on the other end. "What are you doing?"

"Nothing," Conley replied.

Maclin planned to work out at the Chiefs' training facility in the offseason. He told Conley that if he really wanted to be a great wide receiver, he'd get on a flight to Kansas City.

"He was like 'You're coming back,' " Conley said.

Conley didn't have a place to live in Kansas City, but Maclin offered to let him stay in his home. The decision was simple.

"If that guy calls you," Conley remembers his father saying, "you don't tell him no."

So that's how the 23-year-old Conley came to live this offseason with Maclin, the Chiefs' 28-year-old No. 1 receiver.

Over the next month and a half, the two of them and 23-year-old receiver Albert Wilson lifted weights, watched film and worked on route concepts four days a week until the Chiefs' offseason workout program began April 18.

"When Mac told me he was definitely (going to) be here, there was no hesitation for me coming back," said Wilson, a Georgia State grad who had also planned to spend the offseason working out in Atlanta until Maclin reached out.

In retrospect, it looks like Conley (the Chiefs' No. 3 receiver in 2015) and Wilson (No. 2 in 2015) made wise decisions. Veteran free agent Rod Streater and rookie Tyreek Hill made a strong push during organized team activities, but Conley and Wilson held on to their positions.

"Those are a couple of guys that I thought had good camps — they're kind of growing up before our eyes here, which is fun to watch," Chiefs coach Andy Reid said. "I think I'd tell you yes, that both of them working with Maclin paid off."

A typical offseason day for Maclin, Conley and Wilson started about 9 a.m. at the training facility. They ate breakfast, got in the weight room, then ran on the field. Then they'd go in the film room or practice footwork.

"I think it's my job to help them, and to help them understand that 'Hey, these are the things I do to get myself ready,'" said Maclin, who caught 87 passes for 1,088 yards and eight touchdowns in 2015, his first year in Kansas City. "I'm not necessarily saying this is what you have to do, but you can take bits and pieces and physically get yourself ready."

And the first thing Maclin wanted them to see is how to work smarter in the offseason, not necessarily harder.

"Conley's a guy who likes to go, go, go, go," Maclin said. "The things he was doing didn't necessarily need to be done. It was the time where you get your body back right. You take mental notes. Running 30, 35, 40 routes a day isn't really necessary in late February, early March."

Maclin learned to use his time in different ways.

"Maybe on a Saturday, (Jeremy) would say 'I'm gonna watch film, ya'll don't have to come,'" Wilson said with a laugh. "And (he'd) see if we show up, to see how serious we were about things. And of course, we both showed up every chance we got."

Like Reid, quarterback Alex Smith can see how Maclin's influence has rubbed off on Conley and Wilson.

"I think one (way) is the attention to detail, how much (Jeremy) thinks about little things, asking questions in installation," Smith said. "And then the route running, all that, the work ethic, how he attacks guys and things like that."

Conley, like Wilson, needs to show continued improvement once the pads come on in July. But Smith was impressed with how Conley — a 6-foot-2, 205-pounder who ran a blistering 4.35-second 40-yard dash at the 2015 NFL Scouting Combine — has grown comfortable using his athletic gifts to beat defensive backs.

Conley says watching Maclin helped him fine-tune his footwork and body control, in particular.

"For me, being a bigger guy — a guy who typically runs 100 miles an hour — it's hard for me to stop on a dime and make sharper cuts," Conley said. "It was really working on that, fine-tuning those cuts to where they were effective at getting someone moved off their spot."

Wilson, meanwhile, is still learning how to set defenders up and needs to do a better job of making tough catches, but the 5-foot-9, 200-pounder is good with the ball in his hands, which is why he saw plenty of time in the slot during offseason workouts and seemed to get stronger as camp went on.

"That's been a new role for him," Smith said. "That's a big plate there when you move inside, that's a lot on your shoulders — especially mentally — and he's handled it. Been good there, too."

Wilson said he also closely watched Maclin's route running in addition to how he conducts himself on the field.

"From the way he runs his routes, to the attitude that should be displayed on the field, he's just a flat-out leader, more by his performance than his words," Wilson said.

Conley said that when Maclin does speak, he can be direct, but he added their time together helped the three become more honest with each other, which allows them to be critical when necessary.

“We’re on a level where he knows if there’s something I’ve done that’s not right, he can tell me, and he’s not going to be shy about saying it,” Conley said. “He might say it in front of everybody, he might pull me aside and say it. He doesn’t really pull punches. He’s a blunt guy, but especially with me — he’ll take it to another level with me because he has expectations.

“But at the same time, he knows what I expect of him — so he knows that I’ll say things to him as well, so we have this respect for each other now that’s different.”

Maclin agreed.

“It’s a big brother-little brother relationship, but it’s a respect,” Maclin said. “It’s not like I think they’re better than me or vice versa. I’m only 28.”

And for that, Conley and Wilson are both thankful.

“I learned a ton, and I’m thankful for that, that he would take the time to allow me into his home and really just be coaching me on not just football, but a football life, every day,” Conley said.

“I know that I have a great opportunity,” said Wilson, who will be a free agent in two seasons. “I’m in a great situation to really take care of myself for a long time.”

(Cairo Santos)

Brazilian athletes in KC set to watch Olympics with fingers crossed

Blair Kerkhoff
Kansas City
Star August 4,
2016

The world will be watching the Olympics in Brazil, with the Opening Ceremony set for Friday. Chiefs place kicker Cairo Santos hopes they see the best of his homeland, but wonders if that will be the case.

"I'm anxious to see how the thing is going to play out," Santos said. "I'm more anxious than excited."

News reports leading to the Games in Rio de Janeiro have focused on negative topics: the polluted beaches and waterways, the Zika virus, and on Thursday hundreds of demonstrators angry at the high cost of hosting the Games. They protested as the Olympic torch passed through the city on its way to the Opening Ceremony.

Police used pepper spray to disperse the crowd.

In June, the state government announced a "state of public calamity" regarding its financial crisis in preparation for the Games

In Kansas City, professional athletes from Brazil — the Chiefs, Royals and Sporting KC are represented — await the Olympics with unease.

"It does bother me because I think we disappointed a lot of people (with) the way that we organized it," said Paulo Nagamura, a Sporting KC midfielder since 2011. "I'm just saying that based on the things we see in the media."

Nagamura, Santos and Royals outfielder Paulo Orlando are from Sao Paulo, Brazil's largest city, some 270 miles west of Rio. Santos spent three weeks in Brazil before training camp began and heard daily about the problems.

"It was the vibe you got," Santos said. "The nation wants to pull off a beautiful event, one that will go smoothly for everybody."

A majority of Brazilians believe that will happen according to a survey. The study by Brazilian think tank FGV conducted over the final two weeks of May suggested more than two-thirds of people living in Rio were optimistic about the Games.

The hospitality industry — hotels, restaurants, bars and tourist attractions — got the highest marks. Transportation didn't fare as well. Some 500,000 are expected to visit for the Games.

"It's a great opportunity for Brazil to host and show the world that we're a nice country," Nagamura said. "In general, it's great opportunity to the people who know Brazil and know there's a lot of

good things coming from there.”

The athletes have their fingers crossed.

“I’m pretty excited to watch and see all the sports,” said Orlando, who said he’s most interested in track and field. “It’s very important for Brazil.”

Two years ago, Brazil staged the World Cup without any major operational glitches. The nation’s government had endured criticism leading up to the event over delayed stadiums and protests over spending on sports despite poor public services.

Many of the same criticisms have been present leading up to the Olympics, with a few more thrown in. The World Cup surpassed expectations in organization. Brazilian athletes in Kansas City hope for the same outcome now.

“I’m just hoping we do the right things,” Santos said.

(D.J. Johnson)

Derrick Johnson's long journey, relentless professionalism, and 'a little craziness'

BY SAM MELLINGER

Kansas City Star

August 27, 2016

Derrick Johnson doesn't need this, these glorified practice plays, the ones that don't count, where his 33-year-old body and surgically repaired Achilles' tendon are out here for reps he's seen thousands of times before and will be meaningful only if he messes up or worse.

But here he is, anyway. This is his job. And he is terrific at his job, in the plays that count, in large part because he's terrific here, in the ones that don't.

"I don't want somebody to turn on the film and say, 'Oh, he got done in on that play, who is that? Derrick Johnson?' " he says. "I have a high standard. My standard is higher than what the coaches expected of me."

The Chiefs beat the Bears 23-7 in a preseason game on Saturday. Mostly, it was not particularly exciting, or interesting, beyond the way that everything involving football is exciting and interesting in America.

Chris Jones was great. Alex Smith, too. Tyreek Hill made a nice play on an underthrown deep pass. All of this will be forgotten soon, the moment something else happens, and with Colin Kaepernick and Tony Romo making headlines, maybe that's already happened.

But if you were interested, Johnson put on something like a tutorial of professionalism in front of a half-full stadium.

"He's a unique character," Chiefs coach Andy Reid says. "You don't come across a lot of guys like that."

The image of crazy professionalism comes early, on the Bears' third play from scrimmage. Jeremy Langford, one of the league's toughest running backs, takes a toss to the left side. Johnson knows it's coming, and zooms past the scrum at the line of scrimmage and inside the lead blocker.

It's a beautiful ballet of speed, power, and brains, and his hands are on Langford 4 yards behind the line of scrimmage, before the back takes a single step upfield. This play is dead. It's all over except the tackle, but then a bizarre thing happens to the Chiefs' all-time leading tackler. Langford's right hand extends into Johnson's face mask, driving the linebacker into the grass. Should have been a loss. Bring on the punt team. Instead, Langford converts the first down.

Johnson has made 990 tackles in his career. He has missed far fewer, but even now, with four Pro Bowls and millions of dollars and respect throughout the industry, one miss in a preseason game gnaws at his soul.

“That pissed me off,” he says. “Agh. As a linebacker, they do a toss play, and the hole opens up, that’s like heaven to me.”

Johnson’s teammates aren’t used to seeing this. A few of them, including Justin March, asked what the heck happened. Johnson, because he’s Johnson, was happy to answer. It was technique, basically. And discipline. He took eight steps toward Langford, but should’ve taken nine or ten. He left his feet too early, basically, diving at a physical player before he had the physical advantage.

But by the time Johnson had that conversation, it already took on a different tone, because two snaps after the whiff he got his revenge. The Bears gave it to Langford again, this time a handoff around the left end.

Johnson used that same blend of speed and brains — at this point in his career, he loses a few pounds each year to maintain his quickness — to beat the center to the point of attack, then weaved behind the pulling guard.

It was 11 steps to Langford, who again stuck his right hand toward Johnson’s face mask, except this time the linebacker stayed up, chopping down the stiff arm and driving five or six more steps into Langford until he was pinned between Johnson and the grass for a 1-yard loss. Johnson got up, screamed, and maybe even smiled back at Langford.

“That’s the pride I have when you strap up,” Johnson says. “Like, ‘Hey, can you beat me? No, you can’t beat me.’ It’s a pride deal. Being competitive. It’s fun, too. When you get beat, it’s not fun.”

Again, this is a preseason game. Against a bad team. At least two of the other three linebackers he was playing with on Saturday will not be on the field when the roster is full. Tamba Hali and Justin Houston, the star edge rushers, are recovering from knee injuries. Eric Berry, the franchise safety, is expected back on Sunday.

Johnson, as much as anyone the Chiefs employ, has nothing left to prove. His place in the franchise’s history, not to mention this particular season, is secure. Nobody would blame him for coasting through a preseason game, especially at his age, and without some of the star players he will depend on when the games matter.

But if anything, Johnson goes the other way. He was the one gathering the defense around him before the game, telling them this would be the last time they’d play much together before the regular season, and that they had yet to be effective. Preseason or not, full roster or not, those are the types of things that have to drive the men who make it this far.

Johnson has needed more of this than most. The Chiefs took him 15th overall in the 2005 draft, so long ago that Dick Vermeil was still the coach and Gunther Cunningham the defensive coordinator. Johnson was supposed to be a star right away, but it didn’t happen like that.

He began as an outside linebacker, and his career probably bottomed out when the Chiefs went 2-14 in 2008 and responded by cutting his playing time the next year. Johnson never complained, at least not to anyone in the building, learning a new position five years into his professional career.

He has made his place on the inside, in a position that modern football is in many ways moving away from. But Johnson has made himself essential to what the Chiefs do, particularly against the run. He is gifted physically, particularly with speed and quickness, but he's football brilliant, knowing exactly where to be and when.

That's how he'll be remembered, too. He has an unrelenting energy and positive spirit. Reid says Johnson practices with the eagerness of a 20-year-old, but he has the mind of an 11-year veteran.

He has always loved football, but football has not always loved him back. He was a top linebacker prospect drafted to a franchise that at the time did not spend much time or energy on defense.

He played a full decade before winning a single playoff game, with two separate 2-14 seasons and subsequent rebuilds in between. His Achilles' tendon ripped, robbing him of essentially an entire season, but he somehow came back even better. Doctors with experience in the procedure say his recovery may be unprecedented in terms of age, position, and effectiveness. He is a maniacal worker, in other words, who could've tapped out of this brutal profession long ago. He is hopelessly committed to the cause, both personal and team, even here in a preseason game many have already forgotten about.

"They say real football players are kind of crazy," Johnson says. "So, I have to have a little craziness."

That's cool and all, but the regular season starts in two weeks. He better save some of this for then.

"I did," he says, smiling. "I've got a lot more."

(Mitch Morse)

Chiefs see center Mitch Morse as seasoned beyond his two years

Terez Paylor
Kansas City Star
August 1, 2016

Chiefs center Mitch Morse wants to build on his strong rookie season. Shane Keyser
skeyser@kcstar.com
Blair Kerkhoff

A year ago, Mitch Morse arrived at his first Chiefs training camp and was asked to make the transition from left tackle, where he spent his last season at Missouri, to center.

The transition went so well Morse took over the starting spot and held it throughout most of the season. Now, Morse is seen as seasoned beyond a second-year player by quarterback Alex Smith, who said they work well together.

"I look up to Alex as does this entire offensive line and offensive unit," Morse said. "He's an incredible competitor. I was very fortunate to have him as a rookie when I made mistakes or had a question. He was gracious with his time and I will never forget that.

"For me individually this year ... I can't get destination disease. It's never acceptable to stay where you are and for me, the great thing is I have so much to improve on."

(Dontari Poe, Jay Howard and Allen Bailey)

Chiefs' '3 Amigos' want to win games, sell shirts and 'eat greedy'

Terez Paylor
Kansas City Star
Sept. 24, 2016

The laughs come naturally for Dontari Poe as he stands between friends Jaye Howard and Allen Bailey for a photoshoot after a recent practice. It is a striking departure from the norm for Poe, the Chiefs' quiet nose tackle who usually does not betray much emotion.

Yet, there's something about Bailey and Howard — the rest of the Chiefs' starting defensive line — that puts Poe at ease.

The players dubbed themselves the "3 Amigos" a month ago. They're wearing T-shirts with their nickname and likenesses on the front, and as they ham it up for the camera, Bailey is trying to convince them to smile.

"We're not gonna smile for this, bro?" he asks.

"Nah man," Howard says. "We bossin' up on this one."

The three of them pose with tough-guy frowns as the camera snaps, but it doesn't take long before they're laughing again.

On the field, they're all business. Duty calls, and all that. But off the field, you can often find the 3 Amigos joking about some random thing, either in the locker room — their stalls are next to each other— or while eating with the rest of the D-linemen.

The group gets along so well that they regularly try to spread their good cheer to other position groups.

Every Friday, the defensive line pays for a team-wide feast in the locker room.

"These are my boys," Howard said after a recent practice, looking over at his buddies' lockers. "They're like my brothers."

Appropriately enough, the 3 Amigos concept took flight during one of their off-the-field food excursions in August. They'd joked about the concept for a while, but they never fully went full throttle until the three — along with a few others — ventured to a Mexican restaurant during training camp in St. Joseph.

Somehow, the 2008 NBA champion Boston Celtics came up — led by the "Big Three" of Kevin Garnett, Paul Pierce and Ray Allen — and given the way Poe, Bailey and Howard performed during training camp, they felt comfortable giving themselves a similar title.

"So we just ran with it, and the little slogan 'eat greedy,' because that's all we talk about,"

said Howard, who explained the slogan is why he mimics eating out of a bowl after sacks. “People thought I was eating soup, but I’m eating greedy man, trying to make a play.”

Bailey and Poe don’t celebrate the same way — “That’s his thing,” Poe said with a laugh — but they all thought “eat greedy” would look neat on the back of a T-shirt. So Howard dialed up Waldo T-Shirts, got help for a design and ordered 400 for men and women — a trial run as the trio split up the costs — complete with a picture of the three on the front and their motto on the back.

“Eating greedy? Can’t go wrong with that,” Poe said. “The 3 Amigos, man? That’s just what we are.”

The proceeds from the shirts, all three said, will benefit football camps they plan to continue hosting in or near their respective hometowns. Howard held his in April in Orlando, Fla., Poe held his in June in Memphis, Tenn., and Bailey held his in July in Darien, Ga. All three attended each other’s camps, of course.

“I was just down for the cause,” Bailey said of his decision to go in with Howard and Poe on the T-shirts.

“I’m not hard to convince. Easy money for the camps, bro.”

If all goes well, Howard said they hope to make hoodies and skull caps once winter beckons. The shirts can be found on 3amigoskc.com, and Howard is hopeful they will take off.

“We’re teasing Poe like, (heck), as long as we’ve got Poe on there, we’re good,” Howard said, referring to his friend’s status as one of the NFL’s best nose tackles.

But while Poe might have the most gravitas of the group — two Pro Bowl nods by the age of 26 — Howard brings athleticism, enthusiasm and ambitiousness — the T-shirt idea is his, remember — and Bailey is the elder statesman.

“I’m the oldest in the room in terms of NFL years,” he said after a recent practice, turning to Howard with a grin.

Bailey is also a few months older than Howard, 27, and a year older than Poe, 26, who both entered the league a year after him. Yet Poe is the group’s conscience, a quiet leader who has roundly earned his teammates’ respect with his diligent preparation and team-first attitude.

“It starts with Poe and they all feel it,” Chiefs coach Andy Reid said. “They all take a lot of pride in their job.”

It was that pride that allowed Poe, who had back surgery in July 2015, to will himself back in time for the season opener last year. It was that pride that spurred him to keep playing, even as it took him a few months to round back into form.

“From a young age, I’ve seen people do good and bad, and I’ve seen the difference in their lives,” Poe

said. "It's a job, and you've got to look at it that way. You get in the habit of doing bad stuff, you won't be here for long."

That's why the three of them were intent on bouncing back against the Houston Texans on Sunday. The previous week, the San Diego Chargers gouged the Chiefs on the ground for an average of 4.8 yards per carry on 32 attempts.

Chiefs defensive coordinator Bob Sutton challenged his line to rise to do better against the run-heavy Texans, and the trio rose to the occasion, helping the Chiefs hold Houston to an average of 2.9 yards on 34 carries.

"They're the first line of defense in the running game," said Sutton, who relies on his defensive linemen to stuff the run so he doesn't have to overload the box and potentially weaken the pass defense.

"You've got to play in there and do a good job to make this whole thing work."

(Dee Ford)

With injuries to linebackers, it's Dee Ford's time to drive Chiefs' pass rush

Blair Kerkhoff
Kansas City
Star August 3,
2016

ST. JOSEPH - To various degrees, training camp is a proving ground for every player, but no Chief this year has more to prove than outside linebacker Dee Ford.

Ford, a third-year pro and former first-round draft pick, made strides last season, highlighted by a three-sack performance and potentially game-saving pass breakup against the Chargers.

Now, the Chiefs are looking for Ford to take the next step, and he expects the same. Ford is getting reps with starters because Justin Houston and Tamba Hali aren't practicing following offseason knee surgery.

"I see this as an opportunity," Ford said. "The last couple of years I've been working to get to this point. This is a chance for me to step up and really show what I can do."

So far, the results have been positive. In a handful of workouts in pads, Ford has been active and shown his usual first-step burst. Coaches noticed improvement in the spring.

"I thought he had a really good offseason in OTAs," Chiefs defensive coordinator Bob Sutton said. "He showed us some really positive things."

Sutton's praise comes with a caveat.

"I've answered the same way to Dee, it's about being consistent," Sutton said.

That was an issue last season. Yes, Ford recorded the big game against the Chargers. But he appeared in 14 regular-season games with five starts and finished with four sacks and two passes defended.

Ford said he's a smarter player. The work ethic has been there, but when you're not working smart, "it's equivalent to not working at all to me," Ford said. "When you're not working smart, you're putting yourself in a situation for your body to peak out. And that extra burst? You lose it when you over train."

"So it's the same thing as not working to me. You have to be obsessed with improvement, and there's no improvement if you over train."

Ford said he's far from a finished product, and he's a bit of a larcenist when it comes to moves. He's always looking at others who play his position.

“I’m a thief, I steal everything, but I think any great pass rusher is,” Ford said. “Once you study the (opposing) tackle and you want to know what to do that day. You might not to do the same moves the week prior. You want to see what he can’t defend.

(Derrick Johnson)

Chiefs' Derrick Johnson mentor to young linebacker corps

Matt Derrick
Chiefs Digest
August 16, 2016

ST. JOSEPH, Mo. — After 11 seasons in the NFL and more than a thousand tackles in his career, Kansas City Chiefs linebacker Derrick Johnson still doesn't get tired of teaching the new kids how it's done.

"How do you know that play?" It's always like, 'D.J., why did you move that way?' Well, I'm like, 'I've been playing it for a hundred years now'," Johnson joked after practice Tuesday.

Johnson's leadership has never been more valuable to the Chiefs. With Justin Houston and Tamba Hali still working their way back from injuries, Johnson is the undisputed leader of a linebacking corps loaded with young talent, fresh faces and veterans in new roles.

"Those young guys look up to me so we talk all the time mentally about the game, what plays about to come up, anticipation, trying to make plays," Johnson said. "They make me young. I see them running around, I try to do the same thing. They try to take my mental aspect of the game to help their's."

One of the young players looking to Johnson is Justin March. The second-year linebacker from Akron lined up alongside Johnson with the starting defense on Tuesday as the team searches for the right lineup with incumbent Josh Mauga nursing a groin injury.

"He's used to playing my position, where you can back up and roam a little bit," Johnson said of March. "Now he's playing Mike, which is kind of head on stuff. He's doing pretty good, he's smart."

March impressed last season in training camp as an undrafted college free agent before a knee injury ended his season before it began. He continues to work his way up the depth chart, and Johnson notices.

"Justin's doing well," he said. "He's got a knack for the ball, he's a young that has a nose for the ball."

Defensive coordinator Bob Sutton agreed.

"He's got some of that natural feel for the ball and that's a great trait to have, particularly as an inside player," Sutton said. "You can't tell where the ball is going all the time — whether it's staying inside or bouncing back out. He's always had that sense of nature since he's been here."

"He's got great energy, he plays really hard and he gets his hands on a lot of footballs. If he just keeps coming, he's going to be a real plus for us."

Another young climber is outside linebacker Dadi Nicolas, the sixth-round pick from Virginia Tech. The rookie impressed in his debut against the Seahawks on Saturday, totaling three tackles including two for a loss of yardage to go along with a sack and two quarterback hurries.

“Dadi’s got a motor on him,” Johnson said. “He’s our smallest outside backer, he’s like 230, but he’s a guy that we know has a lot of speed. Young, relentless, guy that’s got a motor. He’s still learning the whole mental aspect of the game but it’s good for him to get some production.”

The best wisdom Johnson shares with March, Nicolas and other young players is the importance of anticipation.

“Certain formations, certain looks that the offense gives you, it’s teed off on what you need to anticipate,” he explained. “To make plays you have to anticipate, because if you don’t you’ll be a step slow every time.”

With the first preseason game out of the way, Johnson said he hopes his youthful teammates also gain an understanding of the urgency to get better before the season begins.

“Preseason is never as good as you think it is and never as bad as you think it is,” Johnson said. “You’ve got to have that mindset to just kind of keep getting better.”

(ALLEN BAILEY)

FROM SAPELO ISLAND TO THE NFL

B.J. Kissel
Chiefs Reporter
August 28, 2016

All along the one paved road that's barely wide enough for a single car, and which winds its way throughout this tiny island, the Spanish moss blankets the towering oak trees that provide shade to most of the uninhabited land underneath.

It could be considered the quintessential portrait of Southern living.

No matter which direction you look, it's like something right out of a book, but here on Sapelo Island - one of the many barrier islands off the coast of Georgia - the 13-mile-long former slave colony is home to less than 50 permanent residents, many of whom are related to their most famous citizen - Kansas City Chiefs defensive lineman Allen Bailey.

The history of Sapelo Island is tangled among the very essence of the country as a whole - going back to the days before the Civil War.

For those who grew up here and call it home - all of whom are descendants of slaves who used to work on the island - the land under their feet is more than just a piece of property. It's a reminder of who they are and where they've come from.

At 6 feet 3 inches tall and almost 300 pounds, Allen grew to have the kind of size you might expect from a kid who grew up on Sapelo hunting wild boar, razorbacks and raccoons, while also clamming and fishing in the narrow, winding creek that snakes its way through the island.

This is life today on Sapelo.

The west side of the island is mostly marshland, stocked full of prime fishing holes, and also the second-oldest brick lighthouse in the country, built back in 1820 and then later renovated. The east side has white sand beaches that stretch as far as the eye can see and rarely have more than a few people on it.

The most famous building on the island is the Reynolds Mansion, which can be rented out by tourists and is where Allen's mother and sister work as cooks to this day. Some of its most notable occupants throughout history are former United States Presidents Herbert Hoover and Calvin Coolidge, along with the famous aviator Charles Lindbergh.

"He talks to us all the time about (his hometown)," fellow Chiefs defensive lineman, Dontari Poe, said of his teammate. "So we know about the whole situation - about how country he is."

Allen is the second youngest of seven children, with three brothers - all of whom are 6 feet 3 or taller, and three sisters, each born a year apart. Together, they grew up running around this giant playground, as they describe their hometown.

Sapelo, or more specifically, Hog Hammock - the small community where most of the permanent residents live - is where Allen was taught the value of hard work by his father, Alfred, who passed away just three years ago this September. It's also where he learned how to be accountable to an entire community.

For some, this is the place Allen developed almost superhuman-like strength.

"Allen is a beast," veteran linebacker Derrick Johnson said of his teammate of five years. "We call him the 'Incredible Hulk.' When you walk up to him, you may think, 'Man, I'm scared of this guy,' because he's pretty yoked up. I mean, he's one of the strongest guys on the team, but he's also one of the nicest.

"He doesn't talk much - he's soft spoken, but when he gets on the field, he makes a lot of noise."

That combination of size and strength developed over time for Allen, and the force he displays on the field has been praised by some of the best in the game.

After the Week 6 matchup against the Minnesota Vikings last year, Adrian Peterson, the All-Pro running back who was held to just 60 yards on 26 carries that day, said, "I'll tell you this, No. 97 (Bailey) grabbed me one time and swung me down.

"I was able to feel the force that he had - that guy is extremely strong."

Allen was a part of a defensive front that held Peterson to one of the lowest outputs of what could be a Hall of Fame career for the Vikings star running back when it's all said and done. Allen had 8 tackles, 3 of which resulted in a loss on the play, 3 quarterback hits and a sack.

He was dominant that day, but the imposing nature of Allen didn't reveal itself immediately when he first started playing the game.

"Allen was always clumsy," Mary Bailey, Allen's mother, explained of him as a kid. "He would fall down a lot and the kids would laugh at him - his sisters would laugh at him. That was the funniest thing about him growing up being clumsy, because he's playing professional football now."

The nickname he was given at school, obviously, didn't follow him for long either.

"He was called Cupcake in high school because he didn't hit hard enough," Mary explained. "He used to hit too soft, so they called him Cupcake."

If his mother hadn't have said it herself, there would be no reason to believe this could be true, and as Peterson can attest, it's fair to assume nobody is still calling him this today.

There was nothing soft about the way Allen and his siblings grew up.

While some cows, chickens and a few other animals are bred on the island, most of the other meats they eat are hunted.

"Everything was kind of free range," Allen explained. "A raccoon, you either go hunt them, or you

set a trap for them. Wild hogs, you set a trap too."

Whether it was possum, squirrel or rabbit, the Bailey family and everyone who lives on Sapelo Island learned to fend for themselves.

"He knows how to get his hands muddy and how to take care of himself," Cornelia Bailey, Allen's great aunt and the island's historian, explained. "They say, 'Give a man a fish and he'll feed himself for a day, but teach a man to fish and he can feed himself for a lifetime.'"

"That's the kind of atmosphere he was brought up in."

Allen explained how there was always a spotter and a shooter whenever they'd go hunting, and the best time to hunt was at night with the spotter holding a flashlight.

They'd see the reflection of eyes in the darkness and that's how they'd find their prey.

"My sister can't shoot for nothing, but she can find a raccoon," Allen added with a laugh.

The family knows how to take care of itself. Its members do not depend on the luxuries and comforts of the mainland, as they only rely on one another.

"We grow our own garden, do our own fishing, clamming, and we all taught them all how to do that," Mary explained of raising seven children on Sapelo. "After that we didn't have to go to town so much and buy food. They'd help each other and they'd watch out for each other."

This garden, which is just out of the reach of shade provided by the grapefruit tree that sits outside of Mary's house, died this year because of the excessive heat.

Temperatures can get up into the upper 90s and even the 100s on the island, and they can get as low as the 20s during the winter. While it never snows there, it's common to find frost on the grass during the cold winter mornings.

The lessons learned from this island way of life are passed along.

"I've seen a show on it, on the history channel," head coach Andy Reid explained of Allen's hometown. "[Allen] told me not to eat the raccoons or the possums here (in Kansas City) - the ones I see coming to work, because they eat garbage."

"The ones he's eating aren't doing that. He says they taste better."

The only way to visit the island is by ferry, which leaves the mainland dock that's located in Darien, Georgia, each morning around 8:30 a.m., and then returns at 5:00 p.m., and runs through any kind of weather.

All visitors to the island must either come over on an official tour, or they must be approved by a resident of the island.

The one school on the island closed back in 1978, so kids take the ferry to the mainland each morning, and when they arrive at the dock, there's a bus waiting to take them to school.

The whole trip - through the calm, steady water of the marshland that separates the two pieces of land - takes more than an hour altogether by the time the kids arrive at school.

Allen lost count trying to figure out how many times he's made that trek across the water in his life to go to school, but recalled there were about 20 other kids who made that trip with him every day when he was younger.

School days begin early in the morning for kids on Sapelo, baths were taken the night before and there was no such thing as running late for school. The ferry did not wait.

Allen's father, Alfred, worked the ferry for 33 years before retiring in 2010.

"He was always working hard towards something," Allen explained of what he learned from his father. "Good and bad, just take it and roll with it and make the most of everything. Be respectful to everybody you meet.

"He just taught me the drive, the work ethic."

This way of life is one that many couldn't comprehend unless they experience it for themselves.

There are no grocery stores, hospitals or police stations.

In case of an emergency, a helicopter can be called, but for the most part - they all just rely on each other, even for problems that may arise.

"We police ourselves - ain't none of that necessary," Allen explained. "Everybody has known each other since they were little."

There's no cell service but for a couple of spotty areas on the Western side of the island that faces the mainland.

There are cars on the island that are brought over via a barge that comes just a few times per month, and gas can be purchased from the island's station, which is unmanned and works by credit card only.

There's a limited amount of gas that's available, and once the tank is empty, everyone has to wait until the barge returns and the tank can be filled up again to get more.

They have their own way of doing things.

"It's a little quiet," Allen explained. "The town goes a little bit slower over here."

With seven kids sharing rooms in a small home on this tiny island, the majority of time for the Bailey kids growing up was spent outside.

"We'd just run around the island - walk around and make up games," Allen explained. "Anything you could possibly do. Think about it - who wants seven kids in the house at one time?"

"You wouldn't have a house no more. They made us go outside."

The entire island was their playground.

Allen and his brothers and sisters could walk to the beach, explore the island for wildlife by going hunting, fishing or clamming, or they could swing by the "gator pond," which always had at least a couple of alligators swimming slowly through the murky water.

"They have a certain amount of freedom that kids on the mainland just don't have," Cornelia explained. "So that alone makes them wiser and gives them strength."

If any of the kids did something wrong, they were all punished. It's how they stayed accountable to one another, but that was never an issue for Allen.

The player now known as "The Hulk" by his teammates was given another nickname by his great aunt not just because of his inconspicuous mannerisms, but his obvious size and ability as a teenager.

"If there was a Superman on Sapelo, that would have been Allen, a mild-mannered Clark Kent," Cornelia proclaimed. "The rest of the kids got into trouble, but not Allen."

"He was just a nice young man."

Allen was always one of the bigger kids around, but he didn't start playing football until the seventh grade.

"He wouldn't do anything," Mary explained of Allen as a kid. "He wouldn't play anything. I talked to him one day and asked him if he wanted to play sports, and he tried out for football and loved it."

Allen recalled what first got him interested in the sport.

"I wanted to play football because my brother was playing," Allen explained. "He was in 11th grade when I started. I would go to practice and I'd wait for him to get done."

"He played defensive end and running back."

Allen eventually developed into a standout football player at McIntosh County Academy, which sits just a few miles from the dock in Darien. He became one of the most sought-after high school football recruits in the country back in 2006, ranking as the No. 20 overall player in the country by Scout.com.

Allen had to find somewhere to stay on the mainland during the week because practices weren't over by that time the ferry would leave each night.

"I started staying (on the mainland) in seventh grade," Allen explained. "I stayed with my auntie (at first). In high school, I was staying with one of my best friends, and I stayed there for three years."

Allen chose to attend the University of Miami on a football scholarship. He wanted to get away from Georgia but not be so far that he couldn't easily come back home, and Miami was the perfect choice. He had liked the school since he was a kid and they were a little less than six hours away.

"People ask me all the time if it was a culture shock," Allen explained of moving to Miami. "For me,

not so much just because I was back and forth from the mainland (in high school), so I'm used to having people around.

"People are generally nicer [on Sapelo], and just in South Georgia period, but to go to Miami where everybody is kind of in a rush to go here and there, that and there, it was different."

Allen became a two-time All-ACC defensive lineman at Miami, and over a four-year career appeared in 50 games, which ranks as the third-most in school history.

He was selected by the Chiefs in the third round (No. 86 overall) of the 2011 NFL Draft, and it took a while for him to explain to his teammates about his hometown.

"I had to use Google maps to show them exactly what I was talking about because they didn't think Georgia had islands," Allen recalled. "I had to show them more than just tell them."

Allen's breakout season for the Chiefs came in 2014, where after three seasons of working as a situational pass-rushing defensive tackle, Allen had made a concerted effort to become a three-down player, which meant changing his body.

He used the work ethic he learned from his father to do just that, gaining good weight and becoming a more complete player, and he nearly doubled his stats in 2014 compared with first three years of his career.

All the work he put in paid off, and Allen earned a multi-year extension from the Chiefs in November of 2014, just barely a year after his father had passed away.

"If his father were here, he would be proud of him," Mary explained. "I know he misses his father a lot, like I miss him."

Mary won't ever leave Sapelo, and she wouldn't accept leaving her house when Allen offered to get her a new one, so he remodeled her current home instead.

It's not a fast or easy process when making renovations to a house on Sapelo Island. All of the wood and materials must come over via a barge, which can take a few weeks, as they only come a few times per month.

"I added like two rooms to the end of the house and I made everything look bigger - a little more spacious for when everybody comes home for holidays and stuff," Allen explained. "We've got more room to move around and be comfortable now."

Allen's other splurge after signing that deal was the purchase of two Polaris off-road vehicles, which he and his family can be seen driving anywhere and everywhere around Sapelo.

"They're perfectly made for over here," he laughed.

Other than that, there's hardly any proof of Bailey's professional success in the way he carries himself around the island.

carries with him from being a child of Sapelo Island, but much like anything else in life, things are changing for those living on the island today.

"It's changing because a lot of people who weren't born here are buying property and building houses," Cornelia explained.

While land that has beach access and a remote feel to it definitely piques the interest of outsiders looking to make a buck - renting for vacation purposes - there's a depth to the people of this land that stretches back more than two centuries, to before the Civil War.

They are called "Saltwater Geechees," which is the name derived from slaves brought over in the late 1700s and early 1800s from West Africa, specifically the Sierra Leone and Liberia areas.

That's the lineage of the Bailey family.

It's who they are. It's the cultural heritage that Allen's aunt, Cornelia, has dedicated her life to preserving. She grew up on Sapelo Island and literally wrote the book, "God, Dr. Buzzard, and the Bolito Man," on its history.

"I can directly trace my great-great-great grandfather, Bilali Muhammed (to Sapelo)," she explained. "So it's like, the beginning of written knowledge of us being here."

The family has been on this island and in this small community, ever since.

The old chocolate, cotton and sugarcane plantations on the west side of the island, which still include the houses made of tabby - crushed oyster shells, sand, ash and water - is where the slaves once lived and are still partially intact to this day.

"You need something to hold on to that is yours," Cornelia explained. "This is it. America is a country that used to be - grandmamma was right around the corner - now grandma is 3,000 miles away.

"So here on Sapelo, we have this sense of family."

There's a pride emanating from the people of this island about what it means to them.

"Even if [Allen] doesn't realize it at his young age now, it's really going to sink in on him what it really meant to him to carry the weight of Sapelo on his back," Cornelia explained. "I think it's going to mean a lot to him."

For now, Allen enjoys the laidback atmosphere of the island.

"This is a place you can listen to the birds and bees and not worry about a whole lot," Cornelia added.

"I think he loves to come back home and relax," Mary explained. "He enjoys himself when he comes home. He goes riding his little sand dune things or whatever. He doesn't like to be disturbed by people. He'll just stay around the house."

One of the most prized possessions at Mary's house is a gift Allen got her after he graduated from Miami.

When a friend of Allen's, who was an artist, asked him what he might want to be painted, Allen chose to have the picture of him and his parents at his graduation ceremony.

The painting means everything to his mom, who has it hanging above the couch in her living room.

"She cried more at my college graduation than she did when I got drafted," Allen explained. "It has always been school for them. Any time I would come home from break when I was in college - that was the main thing.

"My mother wasn't really worried about football."

Allen thinks about his father - the one who instilled that drive and work ethic that's brought him all the way to the NFL - often.

On game day, Allen has a ritual he goes through to honor and remember his father.

"As soon as the national anthem starts, that's when I have a little talk with him before every game," he explained.

"It will be three years in September," Mary noted of the anniversary. "If you're sticking together like family, you'll make it through. You'll be strong.

"If you've got a family bond, you're okay."

That's how it's always been, and how it will continue to be, for those on Sapelo Island

(Laurent Duvernay-Tardif)

A Tale of Two Passions: The Life of Chiefs Guard Laurent Duvernay-Tardif

Hip-hop music blares on a team charter plane as 52 very large grown men celebrate and dance without restraint.

After dropping five of their first six games to start the NFL season, the Kansas City Chiefs have won their second game in a row in dominating fashion—a 35-point victory in London, England, on United States national television.

A nine-hour flight to Kansas City provides the perfect excuse to let loose, and to only top their feeling of jubilation, it is officially the bye week. They won't be reporting to practice the next seven days.

Surrounded by upright, smiling, energetic players, one player stays seated, noticeably closed to this world of triumph.

It is the Canadian-born Laurent Duvernay-Tardif. He is wearing headphones and is engrossed in a textbook. His American teammates call him "Larry," a nickname much easier to pronounce than the French-based alternative.

"There's Larry, looking like hell on Earth," a teammate, Mitch Morse, laughed as he recalled the scene. "He is just miserable. He just played a game. He's out of fluids, and the guy is just reading this book about the same size as his head."

Morse is joking, of course, but the truth of the matter is that is Larry.

Having to study for the entirety of a nine-hour flight while his fellow teammates celebrate around him is part of the double-life he chose, one in which he continues to pursue a medical degree while simultaneously starting at right guard in the NFL.

Larry didn't sleep on the charter back to Kansas City, and after a 4:00 a.m. Monday morning team meeting, he drove back to the airport to catch a 6:00 a.m. flight.

He was headed back home to Montreal, Quebec, where in two days he would take a surgery exam as part of his medical degree requirements. While some of his teammates were off to a relaxing vacation, Larry would begin his bye week by studying for the next 48 hours straight.

There is nothing about Laurent Duvernay-Tardif that could be considered normal, and that is genuinely the way he likes it. Ask him why he puts himself through the rigor of medical school and the time demands of professional football, and a smile will come to his face.

He is a man with two passions, a man who would not feel complete without both occupations.

There are many players in the National Football League who consider themselves at home on the football field. Larry shares that quality, sure, but put him in a white coat in the middle of the emergency room, and he is just as at peace.

To an onlooker, it may seem odd. How could he possibly do both? How could he possibly be both?

It is not ordinary, but nothing about him is.

Today, Laurent Duvernay-Tardif stands at a towering 6 feet 5 and 321 pounds. One of the first things you notice about Larry, besides his overall height and thickness, is the size of his hands. A shake hello with Larry is kind of humbling in a way. This is a human startlingly bigger than most.

Larry grew up on the south shore of Montreal in a small town called Mont-Saint-Hilaire. According to a 2011 Census, the town has a population of a little less than 20,000 people.

When Larry was a child, he was always very curious. That is the one quality that stands out as his father, François, thinks about his son growing up. Although too young to be into that sort of thing, Larry loved taking on "projects," as François describes— any task he could complete.

Larry, who is now 25, grew up the oldest of three siblings—he has two younger sisters—on a vineyard. François originally entered the wine business when his father, Guy Tardif, opened the property after a prestigious career in Canadian politics.

François joked that Larry was perhaps the youngest sales prodigy in all of Canada.

"Laurent, he was able to sell wine at 8 years old and [give wine tastings] to the guests," François said. "He never tasted the wine, but he was good at describing the wine, and sometimes he gave very good tips, which helped sales."

In 1999, François and Larry's mother, Guylaine, decided to leave the vineyard for a year to take Larry and his two sisters on a sailing trip. With only the clothes on their back, the family bought a boat, rented out their home and travelled down to Florida and the Caribbean.

It was on the boat trip where François believes an 8-year-old Larry took a step ahead of his peers as far as self-reliance and belief in the fact that he could do anything.

"We started with a baby of 9 months and the other one at 3 years old (Larry's sisters), so my wife was almost all the time with the babies," François said. "I was sailing the boat with Laurent there most of the time, so he was able to read a map, interpret tide charts and use the radar."

François, Larry and the rest of the family had no major expenses. For a year, they fished for all their food and bought fruits and vegetables in markets off the coast.

The family returned to Mont-Saint-Hilaire in July of 2000.

In Mont-Saint-Hilaire, everything is oriented towards the sport of hockey, so the fact that the city produced a starting right guard in the National Football League is somewhat fascinating in itself.

Larry originally played hockey as a 200-pound defenseman during his early teenage years, but he never seriously committed to the sport as he grew heavier and heavier.

Larry began playing football in Mont-Saint-Hilaire at the age of 14. He said he quickly took to the game because of the balance between strategy and action.

"I think even now, it's still the same thing for me," Larry recently said. "When you're on the field, it's reaction, it's explosion, but at the same time you need to be able to analyze the front that the defense is presenting you and know what to expect. This requires a lot work and film study off the field. You need to be athletic. During your off time, or at night, during the meeting, you really need to be a smart guy to understand football and that's what I noticed about it when I was 14.

"When you watch film, when you watch your opponent, it's really strategic. It's like a chess match. That's what kind of got me into football and that's one of the reasons why I chose this sport over other sports."

Larry played football throughout high school, only breaking for another family sailing trip in 2008. This time around, he was 16 and remembers the trip vividly.

"We left from Montreal and we sailed down to Boston, New York, Delaware Bay, Chesapeake Bay, all the way down to Miami," Larry said. "Then we hit the Gulf Stream and went down to the Bahamas, Turks and Caicos for a year. That was amazing, a really great experience. I think that's one of the reasons why I'm so close to my sisters, my father and my mother."

On the boat, Larry's father taught him science and math, while his mother taught him social sciences and English. There were aspects of the trip that made it difficult, but Larry believes he couldn't replace the lessons it taught him.

"You get to meet a different culture and a different way of living," he said. "The whole speed of life is slower. You don't have a cell phone; you don't have the Internet. It's a great experience and it helped me both in football, but also especially in medicine, because it opened my mind to different cultures and [today] helps me understand and treat people from different backgrounds."

Upon returning in 2008, the Duvernay-Tardif family, now with no vineyard, decided to get into the baking business. Though they seem vastly different, the vineyard and baking businesses share the commonality of fermentation, so the transition was easier than one would expect.

"It's really close because they both work with yeast," Larry explained. "Fermentation in wine uses yeast and fermentation is also used in bread to make the dough. It was not that different and my dad was a specialist in that domain so he just started the bakery when we came back."

They called the bakery, "Le Pain dans les Voiles," which is French for "Bread in the Sails."

Over the years, Larry has actually worked for his parents inside the bakery.

"I like to sell my bread," he said with a laugh. "I just like to be behind the counter, to meet people, serve people. It's kind of a cool shift, when you go to work at like 3 in the morning, the whole city is quiet. You wake up, you go there, you start to make the dough, you start to bake the bread and then slowly customers start to arrive around 6 o'clock. It's just a nice rhythm."

After completing high school in Canada, students are required to attend the "CEGEP." CEGEP stands for "collège d'enseignement général et professionnel," a two-year school that serves as a buffer for Canadian citizens between high school and college.

Because he loved the game of football so much, Larry continued to play during CEGEP.

At the time, with a dream of medical school on the horizon, he figured his years playing in the CEGEP would be his last, as those around him felt there was no possible way he could do both.

"Everybody was telling me, 'You know what? Laurent, if you want to get into med school, you have to make a choice. You cannot do both at the same time,'" he said, "because both are very demanding."

Based upon his grades and background, Larry was accepted into the medical program at McGill University, one of the most prestigious schools in the country. Some have even nicknamed McGill the "Harvard of Canada."

While the school curriculum itself would be a challenge for Larry, what made things even more difficult was the fact that McGill is an English-speaking school, and he was not fluent at the time.

Considering those steep obstacles ahead, Larry quit the game of football in 2010.

"He decided not to play football and just go to school," Matthieu Quiviger, the O-line coach with the McGill program, said.

But before long, Larry began to have second thoughts. It only took him two Saturdays as a spectator before he realized he had made a grave mistake.

"I was regretting my decision," Larry said. "When you're a football player and you're not on the field on Saturday, it's hard. After two weeks I was just not able to deal with that, and I went to see the coach the Monday after the game and I was like, 'Coach, please give me a chance,' and he agreed. I told him I was a little reluctant because I was not speaking English, and because of med school and everything, and he kind of understood."

Larry joined the McGill Redmen as a defensive lineman for the remainder of the 2010 season, and he geared up for what he knew would be the most difficult year of his life. Now a medical student on the football team, time management would be critical, and he needed to get his English straight.

Sometimes you meet the most important people in your life when you are going through the toughest of times. When Larry could not speak English during that first year, the classes taught solely in the language were a struggle.

Rather than attending them in person, he would watch the classes on a streaming service in a restaurant across the street from his parents' bakery.

And in that restaurant, there was a girl—a pretty brunette named Florence. She was one of the waitresses and an art history student at the University of Quebec.

"His English wasn't on point," she said of the time. "Instead [of going to class], he would come into

the restaurant with his French-English pocket dictionary."

Larry attended his first year of classes by Florence's side, and what began as a friendship eventually blossomed into a relationship. Six years later, they are still dating, and it is something that he believes to this day is critical to his success.

"I think it's essential actually," he said. "I don't think I would be here and still doing both if I did not have somebody to talk to and have somebody I can relate to that motivates me to accomplish what I'm trying to accomplish. Even though we are in two very different fields, we are both overachievers and we are striving for greatness. We both know that being at the top of our field is going to require travel and work and study in different places.

"Last year, Florence was working in Italy for one of the biggest art fairs in the world while I was back at McGill during the offseason. Of course, long-distance relationships are hard but I will always push her to try to achieve her goal and she is doing the same for me."

During Larry's past three years with the Chiefs, Florence has been able to visit him in Kansas City, attending Chiefs games at Arrowhead. While in Kansas City, she has also had an opportunity to take in some of the things that pique her own interests.

"I was pleasantly surprised to discover KC over the last two years," she said. "It is a very welcoming city. I'm a big fan of the Nelson-Atkins Museum of Art, the Kemper Museum of Contemporary Art and the Belger Arts Centre."

Florence said one of her fondest memories with Larry was at the Belger Arts Center. It was there he found out he made the final cut on the Chiefs 2014 roster.

But that may have never happened had she not helped Larry get through his first four years of college, where he had to balance both football and medical school at the same time.

"It was all about time management," Larry said. "That first year, I was kind of learning the process, learning how to study and be efficient. You get to know your habit, what time of the day you're able to perform better in your study, what time of the day you can perform better with your weightlifting and training. That was a bit of a transition for me, but afterwards, you start to get into a rhythm and of course, it's a lot of sacrifice."

In the winter of 2010 after Larry's first season, the McGill football team needed to make some personnel changes in order to fill out both sides of the line.

Hardly anyone realized it at the time, but this moment would be one of the most important in Larry's development and football career.

Quiviger, the team's O-line coach, had been a five-year starter at offensive tackle for McGill from 1990 to 1994. During that span, he earned all-conference honors twice in addition to capturing all-Canadian honors in 1992 and 1994.

"We were lacking some offensive linemen and some big bodies, so they transferred a couple different linemen that winter," Quiviger explained. "At that time, [Larry] had played some offensive line in high school before, but 99 percent of it, he played on the defensive line."

It didn't take long for Quiviger to realize Larry was special.

"It took five seconds," he laughed. "After one practice, I went to the head coach and said, 'If you retransfer that guy to the defensive line, I'm never talking to you again.'"

Quiviger was historically one of the best offensive linemen to ever play at McGill and is a member of its Hall of Fame. That is why his 2010 affirmation mattered more coming from him than it did from most.

"I could just see that he was better than me at everything," he said. "This kid was just faster, stronger, quicker. He understood faster. He had coordination. He had extremely good dexterity in his hips and ankles. Right away, I could see he was going to be very special."

So special, that Quiviger offered Larry something that meant more than anything to him.

"He had a defensive lineman's number. He was wearing 92," Quiviger said. "I said, 'Look. No one is wearing my old number, which is 66.' I said, 'Would you please wear it if you don't mind?'"

Larry wore the number 66 and played at the offensive tackle position for the remainder of his college career.

Throughout his time at medical school and a football player at McGill, Larry was among the best in both realms. At offensive tackle, he quickly became one of the best players on his team, all the while maintaining a perfect 4.0 grade point average in the classroom.

"As smart as you think he is, he's smarter than that," one of his mentors and the research director in the department of emergency medicine at McGill, Dr. J. Scott Delaney, said. "Going to medical school is like learning a lot of new information, but also learning a second language at the same time. Then to pick up as an offensive lineman and the different schemes he was using at the university, I'm sure it took every waking minute and hour that he had during the day."

In order for Larry to manage his obligations, it more or less did. During his first two seasons at McGill, he could attend every practice, but during his third season, which coincided with him beginning to do rotations in the hospital, that had to change.

"That's where it got a little more tricky," he said. "I was basically making sure that during the football season, I was getting rotations close to the stadium in sport medicine and specialties that were a little bit more flexible. I was able to go do my rotation during the day, come back for one or two practices a week, and then study and be there for games."

Sometimes, there were hours of sleep lost to the night.

"It happened multiple times where I was finishing my rotation in medicine and I was going to sleep in the locker room for a couple of hours and I was there still the next day for the morning practice," he said. "The guys were just kicking me in the locker room saying, 'Hey Laurent, come on for the meetings.'"

In 2013, Larry was practicing less and likely sleeping less than every player in the country, yet he still managed to win the J.P. Metras Trophy, the award given to the most outstanding offensive lineman in Canada.

This became Larry's light bulb moment. He knew he was good; that was obvious. But maybe, just maybe, he was NFL good.

"The thing in Canada is that you don't necessarily play against all the teams," he said. "You play mostly against teams in Quebec, which is our province, but you don't play against the teams in the west. So to get that award, I was like, 'OK, I'm not only good in Quebec, I'm also good across Canada,' and it kind of motivated me to train even harder and to approach the fourth year, my last year at McGill, like a challenge and an opportunity to prove myself to everybody and to put good film up there."

Larry called a close friend who he knew he could trust. His name was Sasha Ghavami, who was attending law school at the University of Montreal.

Ghavami received the call in Australia, where he was completing his final semester of law school in a study abroad program.

"[Larry] said, 'A lot of agents have contacted me, but I don't trust them,'" Ghavami explained. "'I trust you. I know you know the difference in football, and I know you always wanted to do this, and I feel that with your hunger and with what you want to do, you could help me get to the next level.' He said, 'Quite frankly, I don't know anything about pro football and I need help with this whole thing.'"

Ghavami changed his flight so that he could come home from Australia as quickly as he possibly could.

"He went to do the [agency] classes, and we signed a contract together," Larry said.

Weeks prior to this phone call and contract, Ghavami had already been researching his friend. The 2013 Canadian collegiate all-star game had a combine tied to it, and he had crunched the numbers.

"I compared [Larry's numbers] to some statistics that I had researched on combine numbers from draftees in the NFL, and he was competing with the top end of the prospects," he said. "I was like, 'Wow. Granted, he hasn't played in Division I football, but he's got all of the physical tools to get there.'"

Larry was projected to be the number one prospect in the 2014 CFL Draft.

Once Ghavami realized the NFL potential, Larry knew he had to alter his medical school program at McGill. There was no way he could train for the NFL Combine and study medicine at the same time.

"What I decided to do was to go see the dean of medicine and I told him, 'Sir, here's my plan. Here's what I want to do: I want to get drafted in the class of 2014. In order for that to happen, I need to potentially train in the states for a couple of months, do a pro day or a combine and have good results. And for that, I need four months off.'"

The dean accepted Larry's plan, and Ghavami connected with an American agent, Chad Speck, the president of the Allegiant Athletic Agency who also represents Chiefs safety Eric Berry. Ghavami was not NFL certified, whereas Speck was, so the two partnered up as a team to

represent Larry.

Larry flew down to Tennessee and trained for four months, but he did not get an invite to the NFL Combine. This was a roadblock.

What do you do when you're a Canadian NFL prospect who missed an invite to the Scouting Combine?

For Ghavami and Larry, the answer was to host one of the first ever pro days in the history of Canada.

"It was kind of a gamble," Larry said. "To host that pro day was kind of my only chance to put both CFL scouts and NFL scouts in the same place, at the same time for me to perform my tests."

Nine NFL teams showed up to the pro day—the Bears, the Bills, the Cardinals, the Eagles, the 49ers, the Jets, the Packers, the Raiders and the Kansas City Chiefs.

"It was amazing. To be honest, I didn't know the impact of that until it took place," Ghavami, who organized the event near McGill, said. "You see these NFL personnel people come in one after another, and you're like, 'Wow, they're coming all the way here.'"

"For them to come to us and say this was the best pro day they had ever been to, it's very good. So I was very happy about that."

Larry's numbers at the pro day were among the best of the 2014 draft class.

"Duvernay-Tardif was not at the combine," NFL media analyst Gil Brandt later wrote, "but those numbers were as good as any offensive lineman there, including Taylor Lewan."

"I did well," Larry said. "That gave me a lot of confidence throughout the process."

There is a bit of risk involved with drafting a Canadian prospect to the NFL, the first of which is as rudimentary as the rule differences.

For an offensive lineman in particular, the rules are vastly different. In Canadian football, there is an entire additional yard between the ball and the defensive line. This skews statistics and even film when evaluating for the NFL.

Combine that with the fact that Larry wanted to continue to pursue his medical degree, and no matter his pro-day numbers, this had to alarm some teams.

But not so much the Chiefs.

"When I think you do your research, you want to see, is he mature enough to handle both loads?" Chiefs general manager John Dorsey said. "Is he strong enough mentally to handle both? And I think he can do that. Then you marvel and you watch him grow. You marvel his athleticism and you see his true innate strength, and you go, 'Holy crap, he can do both of them.'"

"I think that's a credit to those regional scouts doing their homework and really digging and kind of getting to know him and maybe sitting and taking him out to lunch or dinner and just finding out

what makes him tick."

On January 18, 2014, Larry was one of only two players in the Canadian Interuniversity Sport (CIS) to be represented in the East-West Shrine Game held in St. Petersburg, Florida, and his performance there stood out in particular to Dorsey.

"Where it began to finish and flash, you go back to the East-West Game, because he held his own," Dorsey said. "Then you watch him play against junior college teams. What you always saw was the athleticism and the lateral agility and the strength with the hands. Those were the things you saw, and if you could dominate at a lower level, then you have a chance."

Dorsey and the Chiefs felt Larry had "enough of a chance" that they selected him with the 200th overall pick in the sixth round of the 2014 NFL Draft. Five days later, he was selected in the third round of the CFL Draft, his Canadian draft stock having slipped due to his selection in the NFL Draft.

But despite his selection to both leagues, Larry knew where he was headed. He never gave it a second thought.

"My goal was always the NFL because it's the biggest league," he said. "But at the same time, football is my passion, and wherever you get drafted, whatever rank, whatever round, as long as you get drafted to a team, then it's your job to go on the field and prove yourself. So I was not impressed and I was not scared about where I was going to come out, I just wanted to have a team and to be able to prove myself."

On day three of the 2014 NFL Draft, a former Kansas City Chiefs long snapper named J.P. Darche was not watching. He was at one of his sons' baseball games when he picked up his cell phone.

Coach Quiviger, his former teammate at McGill, was on other the line.

"Hey, you won't believe it," Quiviger said. "Larry got drafted to the Chiefs."

Darche grew up in the greater area of Montreal, attended medical school at McGill, played on the football team and was drafted to the CFL in 1999. In 2000, he moved onto the NFL with the Seattle Seahawks, where he would spend the next seven years, before moving onto the Chiefs in 2007.

When his career ended in Kansas City in 2008, he decided to raise his children there, later restarting med school at Kansas University in 2010.

Of the 32 possible locations, Larry, who Darche had met through Quiviger, was heading right for him.

"I guess it was meant to be," Darche later said.

Rather than coming to America with no guidance, Larry was drafted to Kansas City, where Darche took him under his wing in the summer of 2014.

"Shortly after he got here, I invited him over," Darche said. "I had him over to the house for a home-cooked meal, and we kind of got away from the whole football thing. It was cool because we're both French-speaking. We're kind of the same background."

Darche would serve as a mentor for Larry, something he needed especially in 2014, when everything was new and he did not play in a single game for the Chiefs.

For any player, that could be frustrating, but it was that year in which Larry said he learned "everything" about the NFL game.

"I think for me, coming from a small school football-wise in Canada and getting drafted in the NFL, that was a big step and there were a lot of things I had to learn," Larry said. "That first year, for me, was really, really critical. Even though I didn't get to play, I learned the whole playbook. I learned new rules ... You learn how to deal with a real bull rush from a 340-pound defensive lineman. There was really a learning curve for me."

Larry put that year to good use, and then parlayed his knowledge of the playbook with a strong offseason workout regimen.

"I really trained with the mindset that next year is my year," Larry said. "When I presented myself to training camp [in 2015], I was really focusing on that goal to be a starter."

The difference in Larry showed something to head coach Andy Reid, who named him just that to open the 2015 regular season.

"When I played my first snap in Houston in 2015, I was confident," he said. "I felt good about myself. But I realized there were a lot of things that I needed to work on and I was way far from being perfect, but I was feeling good about it."

After just three games, however, Larry was benched.

"I was not playing good football, especially against the Packers," he said. "I really took those three weeks to go back to the basics. Now I knew what it was like to play on the field—let's think about what I can do better. Why am I doing all those drills? And when you get some reps on the field, you can relate it to practice ... I think during those three weeks I really went back to the fundamentals. After that, when I got my other chance, I was a more mature, more confident player."

Larry was reinserted back into the lineup at right guard four weeks later, and he would remain there the rest of the regular season.

The only game he could not play in after that was against the New England Patriots in the Divisional Round after suffering a concussion in the Wild Card Round against the Houston Texans.

"That's something that's difficult with football," he said. "You never know when your last snap is going to be. For me to play that last snap in the second quarter of the Texans game, it kind of left me hungry and I'm really looking forward to 2016."

Larry temporarily switched his focus back to medical school this past offseason.

When NFL players are encouraged to take a break from training right after the season, he began his internal medicine rotations, which can keep students on the medical floor up to 16 straight hours at a time.

He figured the beginning of the offseason was the perfect time for such a schedule because he didn't need to be in the gym as frequently.

His emergency rotations later on in the summer were only eight hours apiece, allowing him to follow the Chiefs training schedule during off hours.

Doing both is "not that hard," so he says. It is the switching of mentalities that is the most difficult.

"You go from really, really high emotional states, like when you're on the field winning, to the week after—you're waking up at 6 in the morning, you're on the floor at 6:45 and you're dealing with all kinds of different medical issues and personalities," he said.

That considered, he managed to seamlessly do both once again this offseason, as he arrived to training camp in St. Joseph the team's starter at right guard and did not miss a beat this preseason.

Dorsey recently weighed in as to how far Larry has come on the football field since his rookie year in 2014.

"I think he's got every combination to succeed in the National Football League," he said. "I think one, he's got toughness. I think his hands are better. I think he is strong. I think he could hold up and lock guys. I think what he's done by playing [in 2015], what gives all rookies fits is that. When stunts begin to flash in front of you, he's actually begun to have more patience and sit in there and he can only get better now."

The precision that made Larry a 4.0 medical student has translated to his play.

No one really knows how far Larry will go in the game of professional football, as in each of his first two seasons, he has only continued to get better and better.

The thing is, though, that this phenomenon is not new. It is a trend that started at McGill and has only continued in Kansas City.

Reid has said a countless number of times that he will always play his team's best five offensive linemen, so when you multiply that across the 32-team league, that makes Larry one of the 160 best players at his position in the entire world.

Many try, but few are able to accomplish it.

"To have the opportunity to play pro sports at the highest level, which is the NFL, is something an incredibly small percentage of people get to do," his mentor, Dr. Delaney, said. "It's a little fraternity and club that he'll always have."

But to Delaney, that pales in comparison to what Larry will truly be remembered for—and that is, in his own words, "touching people and affecting them" in a positive way as a medical doctor.

"I hope [him being a doctor] is, in retrospect, more valuable than his NFL career," he said. "It may or may not be, but I think it will be because it probably will come to define him. He will be the doctor who played in the NFL. At some point, he will not be the NFL guy who is also learning to be a doctor. I see 30 years from now, obviously he'll always be a big guy right? So he'll get people's attention. But the NFL stories will fade a bit.

"Well, you know Dr. Duvernay-Tardif played in the NFL.'

"[His patients] won't know him as that. They'll know him as a really good doctor and a really good teacher. Who they'll remember—someone will tell the story of when he played in the NFL—but they'll be more impressed with the person and the physician they're dealing with."

In 2016, Larry will play his third season in the league, and that will follow with four more months of medical school before he will officially be "Dr. Duvernay-Tardif."

And who knows?

Larry is already teasing the idea of putting "Duvernay-Tardif, MD." on the back of his game jersey for 2017.

(Alex Smith)

Alex Smith sheds Captain Checkdown label, becomes Captain Comeback

BY SAM MELLINGER
Kansas City Star
September 11, 2016

The moment that must've seemed impossible during Alex Smith's career, and that certainly appeared impossible on a gorgeous fall afternoon, felt like being sideswiped by a racehorse.

Football careers and reputations are made in these blinks, between all the violence, and when Smith saw the defender play the pitch he tucked and dived for the goal line, a dozen years in the NFL making him well aware that he was now less of a quarterback than a billiards ball. The defensive end trucked him from the side, and two linebackers led their shoulders to his helmet.

The Chiefs quarterback heard "touchdown" over the loudspeakers. He fist-pumped a little. He slapped hands with his teammates. The modern NFL means no celebration is official until further review.

So Smith walked to an open space, watched the replay on the video board (he couldn't tell much) and waited for the official to confirm what everyone left from a sold out crowd hoped to be true — that the quarterback who couldn't come back had just finished the greatest comeback in Chiefs history with a 33-27 overtime win over the Chargers in the season opener at Arrowhead Stadium.

Those first few seconds were chaos, Chiefs players and coaches swarming each other in what must've been at least a half dozen mini mosh pits. Smith, who typically shows all of the emotion of a shoelace, went bonkers. He screamed. He raised his arms. He cursed into the noise. He punched the air, strutting toward the seats, swarmed by photographers, his finest single moment in four years with the Chiefs.

The most anticipated and promising Chiefs season in at least a decade began in as wild, confounding, agonizing and ultimately inspiring way possible. It was, basically, their 2015 season — from 1-5 to a playoff win — played out in game form.

There are any number of ways to quantify how unlikely this all was. The empty seats were a clue, at least one-third of fans leaving sometime between halftime and a rally from 21 points down that took a series of twists you wouldn't believe in a movie. Using Pro Football Reference's win probability calculator, there was a point in the fourth quarter the Chiefs were less likely to win than the Royals' low point in the 2014 Wild Card Game.

Neither Smith nor the Chiefs, have ever seen anything quite like this. It's the biggest comeback since the franchise was born, and the first time the Chiefs have won with Smith leading a late touchdown drive that broke a tie or erased a deficit.

He is Captain Checkdown, not Captain Comeback, and by now tired "game manager" quips didn't appear out of thin air. Smith is 3-40-1 when his opponent scores 24 or more points, and just for context that win percentage (.069) is around one-third as well as all teams did last year (.211).

Before Sunday, he had won just one of 13 such games with the Chiefs, and fans of a certain intensity will remember the win came when Jamaal Charles essentially turned simple screen passes into unstoppable forces in Oakland three years ago.

Len Dawson, the Hall of Fame quarterback and broadcaster, sat on a chair in the winning locker room. More than 50 years he's been around this game, and he couldn't immediately think of anything like what he'd just seen.

"From their point of view," he said, "it should've been (over)."

This was a grinder's comeback. The Chiefs got some breaks — the Chargers went into a sort of prevent offense, and the officials may have missed a push off by Travis Kelce on a key play in overtime — but they did this as a comeback of a thousand cuts rather than a few enormous blows.

There was no blocked punt, no pick-six, no single dynamic play. Just a stubborn refusal to accept the scoreboard, and perhaps the confidence of pulling off a similarly improbable comeback over the 2015 season's final 10 games.

At halftime, Smith — cliched even in rallying cries — talked about needing to go play by play because there is no such thing as a 17-point play. Mitchell Schwartz, the new right tackle, talked of coming back from 28-3 a few years ago with the Browns — the greatest comeback by a road team in league history. Spencer Ware remembered a wild game in high school, back in Cincinnati.

"We know what's in us," Ware said. "We were down. No energy. Not really any big plays, but we just believed in ourselves. In the system. Believed in the coaches."

We can all remember moments, either from a game we played or one we watched, but those are lifetime memories precisely because they are so rare. What are the chances, when the defense is being torn apart from the middle, and the offense can only move sideways?

Asked after the game at what point he believed the Chiefs were going to win, Smith immediately changed the question, and couched it — "not that we were going to win, but I knew we had a shot, twice." It was that kind of game.

Smith's long track record aside, maybe these Chiefs were the perfect team to pull this off. What they did last year was remarkable, and must have convinced them on some base level that odds don't matter. This is also, for the most part, a group that's been around — and been around *together*. Andy Reid, for all of the fair criticism he takes, is a damn good coach who's worked and won more games than all but two other head coaches in the league.

This isn't a group likely to get flustered, is the point.

"Normal human reaction, I think it probably takes the first score to kind of get the ball rolling and really believe it," Schwartz said. "But if you're just out there going through the motions, you're not going to get that first score anyway."

The comeback came in relentless swings of the ax — a short touchdown to Tyreek Hill on a wide receiver screen, a beautiful back-shoulder pass from Smith to Jeremy Maclin, another pass to Maclin after an awful punt just after the 2-minute warning, and a suddenly stingy defense holding up enough to make it all matter.

NFL life moves fast. Sometimes brutally so. The euphoria of this win will wear off — the coaches will make sure of that — and reality will set in that just as losing the opener would not have doomed the season, winning the opener crowns nothing.

Smith himself winked at that, breaking off an answer to a softball question to point out how poorly the Chiefs played for the first 2 1/2 quarters. In that way, this may be the perfect sort of outcome — a division win, with enough highlights to validate an offseason of hype to the public and enough problems to keep everyone in the building honest.

"This could be huge for this team," Dawson said. "I mean, it could be *huge*."

When Smith was done with reporters, he began to walk away from the microphone. Someone noticed some swelling on his throwing elbow. Wins don't come for free. Smith tried to laugh it off, then walked into the hallway, where friends and family screamed and hugged him before he even had both feet through the door.